
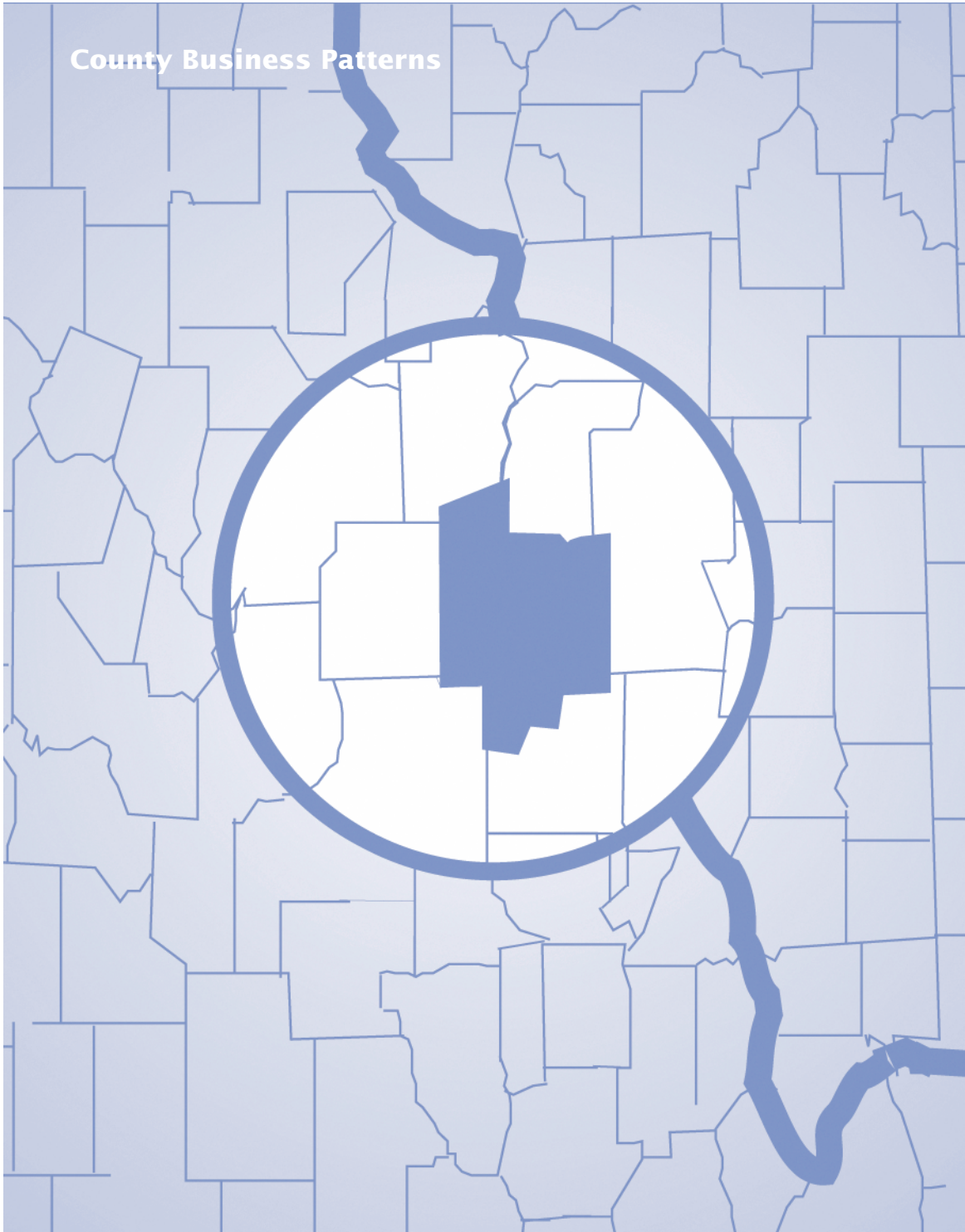


New Jersey: 2004

Issued June 2006

CBP/04-32



USCENSUSBUREAU
Helping You Make Informed Decisions

U.S. Department of Commerce
Economics and Statistics Administration
U.S. CENSUS BUREAU



ACKNOWLEDGMENTS

This report was prepared under the general direction of **Franklin Winters**, Assistant Division Chief for Research and Methodology, Economic Planning and Coordination Division. **Paul Hanczaryk**, Chief, Register Analysis Branch, supervised the preparation of this report and was assisted by **Susan Keehan**, **Tracy Palmer**, and **Jim Warden**. **Joel Fowler**, **Mary Green**, **Lavelle Lee**, **Tracy Palmer**, **Jim Warden**, and **Jon Youngman** contributed in resolving establishment processing problems and in data analysis. **David Chapman** contributed to the editing system and provided other methodological improvements.

Additional data analysis was provided by the staffs of **Bernard J. Fitzpatrick**, Assistant Division Chief for Collection Activities, Economic Planning and Coordination Division, assisted by **David Eade**; and **Angela Feldman Harkins**, Assistant Division Chief, Processing, National Processing Center, assisted by **Marsha Sowders** and **Jan Speaker**. Statistical methodology and quality assurance operations were performed by **Michael Kornbau**, **Steve Klement**, **Thomas Cevis**, and **Michelle Vile**.

Steven McCraith, Chief, Census Related Surveys Branch, Economic Statistical Methods and Programming Division, assisted by **Dan Vacca**, supervised computer support operations. **Jerry Richards** and **Bob Penrod** provided additional support for computer operations.

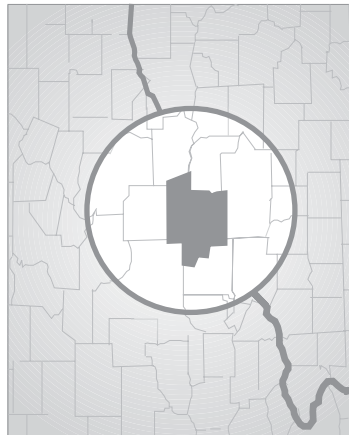
Donna L. Hambric, Assistant Division Chief for Customer Relationship and Products, was responsible for overseeing the systems and information for dissemination. **Douglas J. Miller**, Chief, Tables and Dissemination Branch, assisted by **Lisa Aispuro**, **Jamie Fleming**, **John C. Walsh**, **Andrew W. Hait**, **Shawna Orzechowski**, and **Nathan Scarlett** were responsible for developing the data dissemination systems and procedures.

The Economic Statistical Methods and Programming Division, **Howard R. Hogan**, Chief, developed and coordinated the computer processing systems. **Barry F. Sessamen**, Assistant Division Chief for Post Collection, was responsible for design and implementation of the processing systems and computer programs. **Gary T. Sheridan**, Chief, Macro Analytical Branch, assisted by **Apparao V. Katikineni** and **Edward F. Johnson**, provided computer programming and implementation.

Bernadette J. Beasley, **Michael T. Browne**, and **Kevin Proctor** of the Administrative and Customer Services Division, **Walter C. Odom**, Chief, provided publications and printing management, graphics design and composition, and editorial review for print and electronic media. General direction and production management were provided by **James R. Clark**, Assistant Division Chief.

Special acknowledgment is also due the many businesses whose cooperation contributed to the publication of these data.

County Business Patterns



U.S. Department of Commerce

Carlos M. Gutierrez,

Secretary

David A. Sampson,

Deputy Secretary

Economics and Statistics

Administration

Vacant,

Under Secretary for

Economic Affairs

U.S. CENSUS BUREAU

Charles Louis Kincannon,

Director

SUGGESTED CITATION

U.S. Census Bureau,
County Business Patterns 2004

NEW JERSEY

Washington, DC,
2006



**Economics
and Statistics
Administration**

Vacant,
Under Secretary
for Economic Affairs



U.S. CENSUS BUREAU

Charles Louis Kincannon,
Director

Hermann Habermann,
Deputy Director and
Chief Operating Officer

Thomas L. Mesenbourg,
Associate Director
for Economic Programs

C. Harvey Monk, Jr.,
Assistant Director
for Economic Programs

Shirin A. Ahmed,
Chief, Economic
Planning and Coordination Division

CONTENTS

Introduction	v
Tables	
1. Establishments, Employees, and Payroll by Major Group for the State: 2004 and 2003	1
2. Establishments, Employees, and Payroll by Industry and Employment Size of Establishments for the State: 2004	5
3. Establishments with 1,000 Employees or More by Major Group and Employment Size of Establishments for the State: 2004 ..	314
4. Establishments, Employees, and Payroll by County: 2004 and 2003	319
5. Establishments, Employees, and Payroll by Industry and Employment Size of Establishments by County: 2004	320
Appendixes	
A. Explanation of Terms	A-1
B. NAICS Codes, Titles, and Descriptions	B-1
C. Methodology	C-1

Introduction

PURPOSES AND USES OF THE COUNTY BUSINESS PATTERNS

County Business Patterns is an annual series that provides subnational economic data by industry. The series is useful for studying the economic activity of small areas; analyzing economic changes over time; and as a benchmark for statistical series, surveys, and databases between economic censuses. Businesses use the data for analyzing market potential, measuring the effectiveness of sales and advertising programs, setting sales quotas, and developing budgets. Government agencies use the data for administration and planning.

County Business Patterns covers most of the country's economic activity. The series excludes data on self-employed individuals, employees of private households, railroad employees, agricultural production employees, and most government employees.

This series has been published annually since 1964 and at irregular intervals dating back to 1946. The comparability of data over time may be affected by definitional changes in establishments, activity status, and industrial classifications. For more details on these changes, see the section "Comparability With Other Data."

INDUSTRY CLASSIFICATIONS

Data from the 2004 County Business Patterns are published primarily according to the 2002 North American Industry Classification System (NAICS). The 2004 County Business Patterns series includes the following NAICS sectors:

11	Forestry, Fishing and Hunting, and Agricultural Support Services (NAICS 113-115)
21	Mining
22	Utilities
23	Construction
31-33	Manufacturing
42	Wholesale Trade
44-45	Retail Trade
48-49	Transportation and Warehousing
51	Information
52	Finance and Insurance
53	Real Estate and Rental and Leasing
54	Professional, Scientific, and Technical Services
55	Management of Companies and Enterprises
56	Administrative and Support and Waste Management and Remediation Services
61	Educational Services
62	Health Care and Social Assistance
71	Arts, Entertainment, and Recreation
72	Accommodation and Food Services
81	Other Services (except Public Administration)
99	Industries Not Classified

County Business Patterns data are tabulated by industry as defined in the manual entitled *North American Industry Classification System: United States, 2002* with some exceptions.

The 2004 County Business Patterns covers all NAICS industries except crop and animal production (NAICS 111, 112), rail transportation (NAICS 482), Postal Service (NAICS 491), pension, health, welfare, and vacation funds (NAICS 525110, 525120, 525190), trusts, estates, and agency accounts (NAICS 525920), private households (NAICS 814), and public administration (NAICS 92).

RELATIONSHIP TO HISTORICAL INDUSTRY CLASSIFICATIONS

Prior to the 1998 County Business Patterns series, data were published according to the Standard Industrial Classification (SIC) system. NAICS identifies new industries, redefines concepts, and develops classifications to reflect changes in the economy. While many of the individual NAICS

industries correspond directly to industries as defined under the SIC system, most of the higher level groupings do not. Particular care should be taken in comparing data for construction, manufacturing, retail trade, and wholesale trade, which are sector titles used in both the NAICS and SIC systems, but cover somewhat different groups of industries. A description and comparison of the NAICS and SIC systems can be found in the 2002 NAICS and 1987 Correspondence Tables on the Internet at www.census.gov/epcd/naics02/N02TOS87.HTM.

COMPARABILITY WITH OTHER DATA

Earlier County Business Patterns

The comparability of data with previous County Business Patterns series may be affected by the following revisions:

- The change in industrial classification systems from the Standard Industrial Classification (SIC) to the North American Industry Classification System (NAICS) occurred in 1998 for the 50 states and District of Columbia; the change from SIC to NAICS occurred in 2003 for the Puerto Rico County Business Patterns data series. A complete description of the correspondence between the SIC system and the NAICS is located at the following link: www.census.gov/epcd/www/naicstab.htm.
- Beginning with the 2003 County Business Patterns data series, the industry classifications are based on the 2002 North American Industry Classification System (NAICS). The revisions from the 1997 NAICS are primarily in the Construction, Wholesale Trade, Retail Trade, and Information sectors. A complete description of the changes in NAICS codes from 1997 to 2002 is located at the following link: www.census.gov/epcd/naics02.
- Beginning with the 2003 County Business Patterns series, cases previously classified as “Administrative and auxiliary” are coded in the operating NAICS sector of the establishment.
- The change in definition of “active” establishments in 1983.
- The change from a “reporting unit” concept to “establishment”-based data in 1974.

2002 Economic Census

Definitional and coverage differences may affect the direct comparison of 2002 Economic Census and County Business Patterns data. Definitions of an establishment, employment, and payroll are detailed in Appendix A, Explanation of Terms, of each publication.

The 2002 Economic Census generally uses respondent-reported data. County Business Patterns uses administrative record data for small establishments. Although efforts are made to resolve significant differences in the data, differences are known to exist.

Some large companies report different activities at the same location as separate profit centers. The County Business Patterns program treats each profit center as a separate establishment. The 2002 Economic Census may combine the profit centers into one establishment. This results in establishment count differences.

DATA PRODUCTS

Reports

The County Business Patterns data series includes a separate printed report for each state, the District of Columbia, Puerto Rico, and the United States. Individual state reports present payroll and employment data for the state and counties by industry. The reports also include the number of establishments by industry and employment size class.

The United States report presents similar data for the country as a whole. In addition, the U.S. report provides employment and payroll data by employment size class for major industry groups.

Data for industries with fewer than 100 employees, as well as data for detailed industries withheld to avoid disclosing data for individual companies, are not shown in the printed reports. However, these data are available on CD-ROM and other computer products.

The following is a description of the County Business Patterns publications issued in previous years:

- **1974 through 2003.** Data are provided for mid-March employment, first-quarter and annual payrolls, and establishments, by industry, for each county in the state and, in a separate report, for the United States. Data are included for every industry having a significant number of employees or establishments. Refer to General Explanation for a description of the types of employment covered.
- **1964 through 1973.** Data are provided for first-quarter reporting units, employment, and taxable payrolls for each county and metropolitan area in the state and, in a separate report, for the United States. Data are included for every industry having a significant number of employees or reporting units.
- **1959 and 1962.** Data are provided for first-quarter reporting units, employment, and taxable payrolls for each county in the state and, in a separate report, for the United States. Data are included for every industry having a significant number of employees or reporting units. Data are combined for some counties in eight states.
- **1956.** Data are provided for first-quarter reporting units, employment, and taxable payrolls for each county in the state and, in a separate report, for the United States. Data are included for SIC economic divisions, major groups, and selected three-digit SICs. Data are combined for some counties in eight states.
- **1949 and 1950.** Data are provided for first-quarter manufacturing establishments, employment, and taxable payrolls for each large county in the state and, in a separate report, for the United States. Data are included for manufacturing major industry groups and selected three-digit SICs. Manufacturing totals are included for small counties. Data are combined for some counties in eight states.
- **1947, 1948, 1951, and 1953.** Data are provided for first-quarter reporting units, employment, and taxable payrolls for each large county in the state and, in a separate report, for the United States. Data are included for SIC economic divisions, major groups, and selected three-digit SICs. Economic division totals are included for small counties. Data are combined for some counties in eight states.
- **1946.** Data are provided for first-quarter reporting units, employment, and taxable payrolls for each large county in the state and, in a separate report, for the United States. Data are included for SIC economic divisions and major groups. Economic division totals are included for small counties. Data are combined for some counties in eight states.

Electronic Data Formats

County Business Patterns series data are available on CD-ROM, which includes software for creating County Business Patterns data files compatible with popular database and spreadsheet software. In addition, ZIP Code Business Patterns data are available on DVD-ROM starting in 2002 and on CD-ROM for previous years. ZIP Code Business Patterns data are available shortly after the release of County Business Patterns and include the number of establishments by NAICS industry.

Recent County Business Patterns publications also are available in Portable Document Format (PDF) at www.census.gov/prod/www/abs/cbptotal.html. In order to view these files, you will need the Adobe Reader, which is available for free from the Adobe Web site at www.adobe.com.

Older County Business Patterns publications, not shown at the link above, can be found at a Federal Depository Library. To locate a Federal Depository Library, go to www.gpoaccess.gov on the Internet.

The American FactFinder system, located at www.census.gov, allows selective retrieval and downloading of County Business Patterns data.

For information and options to order County Business Patterns data products, contact:

Customer Services Center
Marketing Services Office
U.S. Census Bureau
Washington, DC 20233

Telephone: 301-763-INFO (4636)
Internet address: www.census.gov

SOURCES OF DATA

County Business Patterns basic data items are extracted from the Business Register, a file of all known single and multiestablishment employer companies maintained and updated by the U.S. Census Bureau. The annual Company Organization Survey provides individual establishment data for multiestablishment companies. Data for single-establishment companies are obtained from various Census Bureau programs, such as the Annual Survey of Manufactures and Current Business Surveys, as well as from administrative records of the Internal Revenue Service, the Social Security Administration, and the Bureau of Labor Statistics.

INDUSTRY AND GEOGRAPHY CLASSIFICATIONS

The quinquennial economic censuses are the primary source for industry and geography classifications. The annual Company Organization Survey, Annual Survey of Manufactures, Current Business Surveys, and other Census Bureau programs provide regular updates.

Industry Classification

Additional sources for assigning industry classifications are the Social Security Administration, the Internal Revenue Service, and the Bureau of Labor Statistics. These sources provide industry classification information for new businesses and businesses not canvassed in the Census Bureau programs. Establishments without sufficient industry information are tabulated in the “unclassified establishments” group.

Industry classifications are explained in Appendix B. The industry titles used throughout this series are the short NAICS titles; complete descriptions are contained in the manual entitled *North American Industry Classification System: United States, 2002*.

Geography Classification

Most geography codes are derived from the physical location address reported in Census Bureau programs. The Internal Revenue Service and the Bureau of Labor Statistics provide supplemental address information. Those employers without a fixed location within a state (or of unknown county location) are included under a “statewide” classification at the end of the county tables. This incomplete detail causes only slight understatement of county employment. The independent cities in Virginia, and the cities of Baltimore, MD; Carson City, NV; and St. Louis, MO, are treated as separate counties.

Employee Leasing Services

Historically, the permanent on-site work force at a business location were paid employees of that establishment. This traditional practice of firms directly hiring employees is still the dominant employer/employee relationship in the United States. However, over the past decade a new work force arrangement has emerged.

Under this new arrangement, a company commonly known as an employee leasing company or professional employer organization (PEO) operates in a co-employment relationship with client businesses. Employee leasing establishments typically acquire and lease back some or all of the employees of their clients, and serve as the employer of record of the leased employees for payroll, benefits, and related purposes.

The 2004 County Business Patterns shows over 1.52 million employees in employee leasing services (NAICS 561330), down from 1.56 million employees published in the 2003 CBP. Clearly, the employees are not classified in the predominant industry of the client businesses. Also, leasing companies may pay these employees out of a single payroll office. This may result in the leasing company's employment and payroll data being reported in the county where the payroll office is located, thus distorting the data for that county. In some cases, many thousands of employees may be paid from a single payroll office. Therefore, for geography purposes, we may publish employee-leasing establishments in the "statewide" category in states where such payroll offices are located, as these establishments service multiple counties.

DATA WITHHELD FROM PUBLICATION

In accordance with U.S. Code, Title 13, Section 9, no data are published that would disclose the operations of an individual employer. However, the number of establishments in an industry classification and the distribution of these establishments by employment-size class are not considered to be disclosures, and so this information may be released even though other information is withheld from publications.

RELIABILITY OF DATA

All data are tabulated from universe files and are not subject to sampling errors. However, the data are subject to nonsampling errors. Nonsampling errors can be attributed to many sources: inability to identify all cases in the universe; definition and classification difficulties; differences in interpretation of questions; errors in recording or coding the data obtained; and estimation of employers who reported too late to be included in the tabulations and for records with missing or misreported data.

The accuracy of the data is determined by the joint effects of the various nonsampling errors. No direct measurement of these effects has been obtained; however, precautionary steps were taken in all phases of collection, processing, and tabulation to minimize the effects of nonsampling errors. Additional information on survey coverage and methodology is found in Appendix C.

ABBREVIATIONS AND SYMBOLS

The following abbreviations and symbols are used with the 2004 County Business Patterns data:

–	Represents zero (page image/print only)
D	Withheld to avoid disclosing data of individual companies; data are included in higher level totals
X	Not applicable
a	0 to 19 employees
b	20 to 99 employees
c	100 to 249 employees
e	250 to 499 employees
f	500 to 999 employees
g	1,000 to 2,499 employees
h	2,500 to 4,999 employees
i	5,000 to 9,999 employees
j	10,000 to 24,999 employees
k	25,000 to 49,999 employees
l	50,000 to 99,999 employees
m	100,000 employees or more

Table 1. Establishments, Employees, and Payroll by Major Group for the State: 2004 and 2003

[Excludes most government employees, railroad employees, and self-employed persons. For meaning of abbreviations and symbols, see introductory text. For explanation of terms, see Appendix A. For statement on reliability, see the note at the end of the table and Appendix C]

NAICS code	Geography, kind of business, and year	Establishments (number)	Paid employees for pay period including March 12 (number)	First-quarter payroll (\$1,000)	Annual payroll (\$1,000)
NEW JERSEY					
	Total for all sectors	2004 .. 240 539 2003 .. 237 842	3 609 640 3 579 076	39 954 175 38 736 433	160 237 399 154 521 098
11	Forestry, fishing & hunting, and agricultural support services (NAICS 113-115)	2004 .. 249 2003 .. 268	990 1 053	7 146 7 457	33 068 33 079
113	Forestry and logging	2004 .. 10 2003 .. 18	b 80	D 370	D 1 821
114	Fishing, hunting and trapping	2004 .. 74 2003 .. 79	c 235	D 1 308	D 7 140
115	Support activities for agriculture and forestry	2004 .. 165 2003 .. 171	f 738	D 5 779	D 24 118
21	Mining	2004 .. 113 2003 .. 110	2 473 2 156	32 009 28 292	147 596 131 662
211	Oil and gas extraction	2004 .. 11 2003 .. 13	c c	D D	D D
212	Mining (except oil and gas)	2004 .. 80 2003 .. 79	2 181 1 968	26 395 25 364	127 659 119 092
213	Support activities for mining	2004 .. 22 2003 .. 18	c b	D D	D D
22	Utilities	2004 .. 353 2003 .. 325	18 981 21 185	410 661 436 803	1 524 822 1 601 918
221	Utilities	2004 .. 353 2003 .. 325	18 981 21 185	410 661 436 803	1 524 822 1 601 918
23	Construction	2004 .. 24 702 2003 .. 23 981	176 889 164 864	1 847 181 1 691 901	8 756 334 8 005 832
236	Construction of buildings	2004 .. 7 169 2003 .. 6 715	44 304 36 252	485 554 385 091	2 248 771 1 795 414
237	Heavy and civil engineering construction	2004 .. 1 221 2003 .. 1 263	18 429 18 127	211 497 205 951	1 092 370 1 073 940
238	Specialty trade contractors	2004 .. 16 312 2003 .. 16 003	114 156 110 485	1 150 130 1 100 859	5 415 193 5 136 478
31-33	Manufacturing	2004 .. 9 962 2003 .. 10 281	325 711 338 414	4 135 901 4 236 142	17 001 029 16 851 246
311	Food manufacturing	2004 .. 962 2003 .. 1 011	29 135 29 886	252 694 268 937	1 069 261 1 085 461
312	Beverage and tobacco product manufacturing	2004 .. 48 2003 .. 51	3 120 3 496	34 887 38 916	152 758 164 578
313	Textile mills	2004 .. 210 2003 .. 232	3 846 4 835	31 183 40 111	140 133 165 968
314	Textile product mills	2004 .. 256 2003 .. 268	4 688 5 029	30 449 31 804	138 400 133 173
315	Apparel manufacturing	2004 .. 341 2003 .. 393	6 969 7 283	52 329 55 350	247 121 248 824
316	Leather and allied product manufacturing	2004 .. 24 2003 .. 28	632 688	10 908 7 653	55 675 52 041
321	Wood product manufacturing	2004 .. 181 2003 .. 177	3 561 3 098	29 159 25 987	135 963 114 047
322	Paper manufacturing	2004 .. 235 2003 .. 235	14 661 15 652	155 278 172 404	652 960 690 885
323	Printing and related support activities	2004 .. 1 318 2003 .. 1 371	25 781 26 012	267 630 276 954	1 119 384 1 125 186
324	Petroleum and coal products manufacturing	2004 .. 71 2003 .. 68	3 440 3 440	90 988 71 227	331 132 263 476
325	Chemical manufacturing	2004 .. 704 2003 .. 722	63 971 64 791	1 359 234 1 335 638	5 306 830 5 022 187
326	Plastics and rubber products manufacturing	2004 .. 493 2003 .. 516	25 803 27 298	226 696 237 122	963 597 987 476
327	Nonmetallic mineral product manufacturing	2004 .. 335 2003 .. 332	12 708 12 578	124 882 123 408	563 221 539 185
331	Primary metal manufacturing	2004 .. 124 2003 .. 132	6 540 7 434	73 748 79 020	308 850 307 388
332	Fabricated metal product manufacturing	2004 .. 1 502 2003 .. 1 542	29 763 30 879	278 945 291 035	1 218 083 1 223 252
333	Machinery manufacturing	2004 .. 744 2003 .. 770	16 039 18 228	185 325 206 006	799 837 835 004
334	Computer and electronic product manufacturing	2004 .. 512 2003 .. 519	28 605 30 418	411 790 416 441	1 674 733 1 741 751
335	Electrical equipment, appliance, and component manufacturing	2004 .. 251 2003 .. 258	7 435 7 710	76 546 74 417	337 873 326 274
336	Transportation equipment manufacturing	2004 .. 153 2003 .. 158	8 304 8 849	98 793 117 622	380 619 409 983
337	Furniture and related product manufacturing	2004 .. 519 2003 .. 528	8 404 8 277	70 918 70 798	305 469 299 590

See footnotes at end of table.

Table 1. Establishments, Employees, and Payroll by Major Group for the State: 2004 and 2003

—Con.

[Excludes most government employees, railroad employees, and self-employed persons. For meaning of abbreviations and symbols, see introductory text. For explanation of terms, see Appendix A. For statement on reliability, see the note at the end of the table and Appendix C]

NAICS code	Geography, kind of business, and year	Establishments (number)	Paid employees for pay period including March 12 (number)	First-quarter payroll (\$1,000)	Annual payroll (\$1,000)
NEW JERSEY—Con.					
31-33	Manufacturing—Con.				
339	Miscellaneous manufacturing	2004.. 979	22 306	273 519	1 099 130
		2003.. 970	22 533	295 292	1 115 517
42	Wholesale trade	2004.. 16 555	272 818	3 987 856	16 273 884
		2003.. 16 709	272 243	3 752 721	15 396 571
423	Durable goods merchant wholesalers	2004.. 8 918	139 330	1 993 839	8 329 548
		2003.. 9 057	138 547	1 914 672	7 907 152
424	Nondurable goods merchant wholesalers	2004.. 5 790	122 790	1 868 807	7 431 432
		2003.. 6 038	123 690	1 726 356	7 002 114
425	Wholesale electronic markets and agents and brokers	2004.. 1 847	10 698	125 210	512 904
		2003.. 1 614	10 006	111 693	487 305
44-45	Retail trade	2004.. 35 133	470 199	2 623 916	11 168 513
		2003.. 34 782	449 914	2 487 832	10 569 268
441	Motor vehicle and parts dealers	2004.. 2 863	51 275	492 359	2 151 793
		2003.. 2 867	49 715	484 534	2 131 798
442	Furniture and home furnishings stores	2004.. 2 168	19 057	120 271	500 577
		2003.. 2 112	18 907	116 269	486 682
443	Electronics and appliance stores	2004.. 1 562	13 652	81 155	341 173
		2003.. 1 503	12 833	77 647	309 985
444	Building material and garden equipment and supplies dealers	2004.. 2 236	34 918	259 032	1 167 176
		2003.. 2 259	33 628	242 489	1 073 537
445	Food and beverage stores	2004.. 7 224	113 134	534 782	2 235 107
		2003.. 6 986	108 075	523 008	2 144 240
446	Health and personal care stores	2004.. 2 916	41 532	229 854	937 193
		2003.. 2 870	37 629	198 020	816 055
447	Gasoline stations	2004.. 2 694	16 345	70 442	292 949
		2003.. 2 759	16 689	72 192	303 041
448	Clothing and clothing accessories stores	2004.. 5 608	63 387	232 957	963 956
		2003.. 5 540	59 456	216 376	930 351
451	Sporting goods, hobby, book, and music stores	2004.. 1 865	20 321	86 765	361 748
		2003.. 1 897	18 795	75 367	329 762
452	General merchandise stores	2004.. 1 053	56 905	242 406	1 056 808
		2003.. 1 016	54 389	239 410	1 028 087
453	Miscellaneous store retailers	2004.. 3 442	21 290	87 951	402 702
		2003.. 3 381	20 955	85 209	378 888
454	Nonstore retailers	2004.. 1 502	18 383	185 942	757 331
		2003.. 1 592	18 843	157 311	636 842
48-49	Transportation and warehousing	2004.. 7 147	172 046	1 483 206	6 389 105
		2003.. 7 133	168 088	1 462 581	6 086 090
481	Air transportation	2004.. 109	15 825	193 902	836 347
		2003.. 111	16 456	192 843	792 766
483	Water transportation	2004.. 77	2 320	31 006	130 031
		2003.. 82	2 240	31 210	135 675
484	Truck transportation	2004.. 3 331	43 963	415 286	1 879 579
		2003.. 3 291	43 574	419 687	1 787 018
485	Transit and ground passenger transportation	2004.. 1 092	28 212	129 362	548 573
		2003.. 1 104	28 192	128 556	536 255
486	Pipeline transportation	2004.. 29	254	4 737	17 494
		2003.. 27	251	4 100	17 424
487	Scenic and sightseeing transportation	2004.. 107	629	2 880	20 500
		2003.. 105	496	2 559	16 936
488	Support activities for transportation	2004.. 1 331	22 416	269 369	1 187 560
		2003.. 1 314	22 328	265 655	1 106 580
492	Couriers and messengers	2004.. 433	26 553	192 893	775 406
		2003.. 463	23 494	180 050	721 139
493	Warehousing and storage	2004.. 638	31 874	243 771	993 615
		2003.. 636	31 057	237 921	972 297
51	Information	2004.. 4 057	125 792	2 358 177	7 928 561
		2003.. 4 087	128 430	2 370 943	8 310 442
511	Publishing industries (except Internet)	2004.. 978	38 376	625 881	2 454 417
		2003.. 983	38 433	641 631	2 490 418
512	Motion picture and sound recording industries	2004.. 518	6 054	43 780	185 055
		2003.. 528	6 267	43 538	179 708
515	Broadcasting (except Internet)	2004.. 113	4 026	86 586	341 376
		2003.. 115	3 407	60 430	249 502
516	Internet publishing and broadcasting	2004.. 55	871	14 410	57 116
		2003.. 61	1 172	23 568	79 547
517	Telecommunications	2004.. 1 603	62 974	1 372 018	4 000 155
		2003.. 1 604	63 135	1 374 378	4 443 578
518	Internet service providers, web search portals, and data processing services	2004.. 666	11 896	200 534	824 875
		2003.. 668	14 418	215 634	816 891
519	Other information services	2004.. 124	1 595	14 968	65 567

See footnotes at end of table.

Table 1. Establishments, Employees, and Payroll by Major Group for the State: 2004 and 2003

—Con.

[Excludes most government employees, railroad employees, and self-employed persons. For meaning of abbreviations and symbols, see introductory text. For explanation of terms, see Appendix A. For statement on reliability, see the note at the end of the table and Appendix C]

NAICS code	Geography, kind of business, and year	Establishments (number)	Paid employees for pay period including March 12 (number)	First-quarter payroll (\$1,000)	Annual payroll (\$1,000)
	NEW JERSEY—Con.				
81 813	Other services (except public administration)—Con. Religious, grantmaking, civic, professional, and similar organizations— Con. 2003..	7 162	69 627	406 562	1 664 461
99	Industries not classified 2004.. 2003..	1 605 1 255	1 639 1 216	7 131 4 809	37 008 31 589

Note: To maintain confidentiality, the Census Bureau suppresses data to protect the identity of any business or individual. The census results in this table contain nonsampling errors. Data users who create their own estimates using data from this table should cite the Census Bureau as the source of the original data only. See also explanation of terms. For the full technical documentation, see Appendix C.

Table 2. Establishments, Employees, and Payroll by Industry and Employment Size of Establishments for the State: 2004

[Excludes most government employees, railroad employees, and self-employed persons. Size class 1 to 4 employees includes establishments having payroll, but no employees, during mid-March pay period. For meaning of abbreviations and symbols, see introductory text. For explanation of terms, see Appendix A. For statement on reliability, see the note at the end of the table and Appendix C]

NAICS code	Geography, kind of business, and employment size class	Establishments (number)	Paid employees for pay period including March 12 (number)	First-quarter payroll (\$1,000)	Annual payroll (\$1,000)
	NEW JERSEY				
	Total for all sectors				
	All establishments	240 539	3 609 640	39 954 175	160 237 399
	Establishments with 1 to 4 employees	139 331	233 153	1 802 399	10 161 243
	Establishments with 5 to 9 employees	43 043	283 948	2 309 210	10 100 137
	Establishments with 10 to 19 employees	27 403	369 970	3 203 251	13 970 819
	Establishments with 20 to 49 employees	18 782	569 399	5 222 591	22 217 875
	Establishments with 50 to 99 employees	6 431	440 839	4 389 291	18 068 961
	Establishments with 100 to 249 employees	3 930	597 718	6 423 451	25 594 314
	Establishments with 250 to 499 employees	1 039	348 264	4 424 489	16 599 448
	Establishments with 500 to 999 employees	330	222 105	3 794 628	13 062 560
	Establishments with 1,000 employees or more	250	544 244	8 384 865	30 462 042
11	Forestry, fishing & hunting, and agricultural support services (NAICS 113-115)				
	All establishments	249	990	7 146	33 068
	Establishments with 1 to 4 employees	195	298	1 716	9 961
	Establishments with 5 to 9 employees	30	c	D	D
	Establishments with 10 to 19 employees	15	c	D	D
	Establishments with 20 to 49 employees	8	c	D	D
	Establishments with 50 to 99 employees	1	b	D	D
	Establishments with 100 to 249 employees	-	-	-	-
	Establishments with 250 to 499 employees	-	-	-	-
	Establishments with 500 to 999 employees	-	-	-	-
	Establishments with 1,000 employees or more	-	-	-	-
113	Forestry and logging				
	All establishments	10	b	D	D
	Establishments with 1 to 4 employees	5	8	29	265
	Establishments with 5 to 9 employees	4	b	D	D
	Establishments with 10 to 19 employees	1	a	D	D
	Establishments with 20 to 49 employees	-	-	-	-
	Establishments with 50 to 99 employees	-	-	-	-
	Establishments with 100 to 249 employees	-	-	-	-
	Establishments with 250 to 499 employees	-	-	-	-
	Establishments with 500 to 999 employees	-	-	-	-
	Establishments with 1,000 employees or more	-	-	-	-
1131	Timber tract operations				
	All establishments	1	a	D	D
	Establishments with 1 to 4 employees	-	-	-	-
	Establishments with 5 to 9 employees	1	a	D	D
	Establishments with 10 to 19 employees	-	-	-	-
	Establishments with 20 to 49 employees	-	-	-	-
	Establishments with 50 to 99 employees	-	-	-	-
	Establishments with 100 to 249 employees	-	-	-	-
	Establishments with 250 to 499 employees	-	-	-	-
	Establishments with 500 to 999 employees	-	-	-	-
	Establishments with 1,000 employees or more	-	-	-	-
11311	Timber tract operations				
	All establishments	1	a	D	D
	Establishments with 1 to 4 employees	-	-	-	-
	Establishments with 5 to 9 employees	1	a	D	D
	Establishments with 10 to 19 employees	-	-	-	-
	Establishments with 20 to 49 employees	-	-	-	-
	Establishments with 50 to 99 employees	-	-	-	-
	Establishments with 100 to 249 employees	-	-	-	-
	Establishments with 250 to 499 employees	-	-	-	-
	Establishments with 500 to 999 employees	-	-	-	-
	Establishments with 1,000 employees or more	-	-	-	-
113110	Timber tract operations				
	All establishments	1	a	D	D
	Establishments with 1 to 4 employees	-	-	-	-
	Establishments with 5 to 9 employees	1	a	D	D
	Establishments with 10 to 19 employees	-	-	-	-
	Establishments with 20 to 49 employees	-	-	-	-
	Establishments with 50 to 99 employees	-	-	-	-
	Establishments with 100 to 249 employees	-	-	-	-
	Establishments with 250 to 499 employees	-	-	-	-
	Establishments with 500 to 999 employees	-	-	-	-
	Establishments with 1,000 employees or more	-	-	-	-
1132	Forest nurseries and gathering of forest products				
	All establishments	3	a	D	D
	Establishments with 1 to 4 employees	2	a	D	D
	Establishments with 5 to 9 employees	-	-	-	-
	Establishments with 10 to 19 employees	1	a	D	D
	Establishments with 20 to 49 employees	-	-	-	-
	Establishments with 50 to 99 employees	-	-	-	-
	Establishments with 100 to 249 employees	-	-	-	-
	Establishments with 250 to 499 employees	-	-	-	-
	Establishments with 500 to 999 employees	-	-	-	-
	Establishments with 1,000 employees or more	-	-	-	-

See footnotes at end of table.

Table 2. Establishments, Employees, and Payroll by Industry and Employment Size of Establishments for the State: 2004—Con.

[Excludes most government employees, railroad employees, and self-employed persons. Size class 1 to 4 employees includes establishments having payroll, but no employees, during mid-March pay period. For meaning of abbreviations and symbols, see introductory text. For explanation of terms, see Appendix A. For statement on reliability, see the note at the end of the table and Appendix C]

NAICS code	Geography, kind of business, and employment size class	Establishments (number)	Paid employees for pay period including March 12 (number)	First-quarter payroll (\$1,000)	Annual payroll (\$1,000)
11	NEW JERSEY—Con.				
	Forestry, fishing & hunting, and agricultural support services (NAICS 113-115)—Con.				
113	Forestry and logging—Con.				
1132	Forest nurseries and gathering of forest products—Con.				
11321	Forest nurseries and gathering of forest products				
	All establishments	3	a	D	D
	Establishments with 1 to 4 employees	2	a	D	D
	Establishments with 5 to 9 employees	—	—	—	—
	Establishments with 10 to 19 employees	1	a	D	D
	Establishments with 20 to 49 employees	—	—	—	—
	Establishments with 50 to 99 employees	—	—	—	—
	Establishments with 100 to 249 employees	—	—	—	—
	Establishments with 250 to 499 employees	—	—	—	—
	Establishments with 500 to 999 employees	—	—	—	—
	Establishments with 1,000 employees or more	—	—	—	—
113210	Forest nurseries and gathering of forest products				
	All establishments	3	a	D	D
	Establishments with 1 to 4 employees	2	a	D	D
	Establishments with 5 to 9 employees	—	—	—	—
	Establishments with 10 to 19 employees	1	a	D	D
	Establishments with 20 to 49 employees	—	—	—	—
	Establishments with 50 to 99 employees	—	—	—	—
	Establishments with 100 to 249 employees	—	—	—	—
	Establishments with 250 to 499 employees	—	—	—	—
	Establishments with 500 to 999 employees	—	—	—	—
	Establishments with 1,000 employees or more	—	—	—	—
1133	Logging				
	All establishments	6	b	D	D
	Establishments with 1 to 4 employees	3	a	D	D
	Establishments with 5 to 9 employees	3	a	D	D
	Establishments with 10 to 19 employees	—	—	—	—
	Establishments with 20 to 49 employees	—	—	—	—
	Establishments with 50 to 99 employees	—	—	—	—
	Establishments with 100 to 249 employees	—	—	—	—
	Establishments with 250 to 499 employees	—	—	—	—
	Establishments with 500 to 999 employees	—	—	—	—
	Establishments with 1,000 employees or more	—	—	—	—
11331	Logging				
	All establishments	6	b	D	D
	Establishments with 1 to 4 employees	3	a	D	D
	Establishments with 5 to 9 employees	3	a	D	D
	Establishments with 10 to 19 employees	—	—	—	—
	Establishments with 20 to 49 employees	—	—	—	—
	Establishments with 50 to 99 employees	—	—	—	—
	Establishments with 100 to 249 employees	—	—	—	—
	Establishments with 250 to 499 employees	—	—	—	—
	Establishments with 500 to 999 employees	—	—	—	—
	Establishments with 1,000 employees or more	—	—	—	—
113310	Logging				
	All establishments	6	b	D	D
	Establishments with 1 to 4 employees	3	a	D	D
	Establishments with 5 to 9 employees	3	a	D	D
	Establishments with 10 to 19 employees	—	—	—	—
	Establishments with 20 to 49 employees	—	—	—	—
	Establishments with 50 to 99 employees	—	—	—	—
	Establishments with 100 to 249 employees	—	—	—	—
	Establishments with 250 to 499 employees	—	—	—	—
	Establishments with 500 to 999 employees	—	—	—	—
	Establishments with 1,000 employees or more	—	—	—	—
114	Fishing, hunting and trapping				
	All establishments	74	c	D	D
	Establishments with 1 to 4 employees	65	b	D	D
	Establishments with 5 to 9 employees	4	b	D	D
	Establishments with 10 to 19 employees	2	b	D	D
	Establishments with 20 to 49 employees	3	b	D	D
	Establishments with 50 to 99 employees	—	—	—	—
	Establishments with 100 to 249 employees	—	—	—	—
	Establishments with 250 to 499 employees	—	—	—	—
	Establishments with 500 to 999 employees	—	—	—	—
	Establishments with 1,000 employees or more	—	—	—	—
1141	Fishing				
	All establishments	68	c	D	D
	Establishments with 1 to 4 employees	62	b	D	D
	Establishments with 5 to 9 employees	3	a	D	D
	Establishments with 10 to 19 employees	2	b	D	D
	Establishments with 20 to 49 employees	1	b	D	D
	Establishments with 50 to 99 employees	—	—	—	—
	Establishments with 100 to 249 employees	—	—	—	—
	Establishments with 250 to 499 employees	—	—	—	—
	Establishments with 500 to 999 employees	—	—	—	—
	Establishments with 1,000 employees or more	—	—	—	—

See footnotes at end of table.

Table 2. Establishments, Employees, and Payroll by Industry and Employment Size of Establishments for the State: 2004—Con.

[Excludes most government employees, railroad employees, and self-employed persons. Size class 1 to 4 employees includes establishments having payroll, but no employees, during mid-March pay period. For meaning of abbreviations and symbols, see introductory text. For explanation of terms, see Appendix A. For statement on reliability, see the note at the end of the table and Appendix C]

NAICS code	Geography, kind of business, and employment size class	Establishments (number)	Paid employees for pay period including March 12 (number)	First-quarter payroll (\$1,000)	Annual payroll (\$1,000)
11	NEW JERSEY—Con.				
	Forestry, fishing & hunting, and agricultural support services (NAICS 113-115)—Con.				
114	Fishing, hunting and trapping—Con.				
1141	Fishing—Con.				
11411	Fishing				
	All establishments	68	c	D	D
	Establishments with 1 to 4 employees	62	b	D	D
	Establishments with 5 to 9 employees	3	a	D	D
	Establishments with 10 to 19 employees	2	a	D	D
	Establishments with 20 to 49 employees	1	b	D	D
	Establishments with 50 to 99 employees	—	—	—	—
	Establishments with 100 to 249 employees	—	—	—	—
	Establishments with 250 to 499 employees	—	—	—	—
	Establishments with 500 to 999 employees	—	—	—	—
	Establishments with 1,000 employees or more	—	—	—	—
114111	Finfish fishing				
	All establishments	31	b	D	D
	Establishments with 1 to 4 employees	28	b	D	D
	Establishments with 5 to 9 employees	1	a	D	D
	Establishments with 10 to 19 employees	1	a	D	D
	Establishments with 20 to 49 employees	1	b	D	D
	Establishments with 50 to 99 employees	—	—	—	—
	Establishments with 100 to 249 employees	—	—	—	—
	Establishments with 250 to 499 employees	—	—	—	—
	Establishments with 500 to 999 employees	—	—	—	—
	Establishments with 1,000 employees or more	—	—	—	—
114112	Shellfish fishing				
	All establishments	37	60	570	3 543
	Establishments with 1 to 4 employees	34	b	D	D
	Establishments with 5 to 9 employees	2	a	D	D
	Establishments with 10 to 19 employees	1	a	D	D
	Establishments with 20 to 49 employees	—	—	—	—
	Establishments with 50 to 99 employees	—	—	—	—
	Establishments with 100 to 249 employees	—	—	—	—
	Establishments with 250 to 499 employees	—	—	—	—
	Establishments with 500 to 999 employees	—	—	—	—
	Establishments with 1,000 employees or more	—	—	—	—
1142	Hunting and trapping				
	All establishments	6	b	D	D
	Establishments with 1 to 4 employees	3	a	D	D
	Establishments with 5 to 9 employees	1	a	D	D
	Establishments with 10 to 19 employees	—	—	—	—
	Establishments with 20 to 49 employees	2	b	D	D
	Establishments with 50 to 99 employees	—	—	—	—
	Establishments with 100 to 249 employees	—	—	—	—
	Establishments with 250 to 499 employees	—	—	—	—
	Establishments with 500 to 999 employees	—	—	—	—
	Establishments with 1,000 employees or more	—	—	—	—
11421	Hunting and trapping				
	All establishments	6	b	D	D
	Establishments with 1 to 4 employees	3	a	D	D
	Establishments with 5 to 9 employees	1	a	D	D
	Establishments with 10 to 19 employees	—	—	—	—
	Establishments with 20 to 49 employees	2	b	D	D
	Establishments with 50 to 99 employees	—	—	—	—
	Establishments with 100 to 249 employees	—	—	—	—
	Establishments with 250 to 499 employees	—	—	—	—
	Establishments with 500 to 999 employees	—	—	—	—
	Establishments with 1,000 employees or more	—	—	—	—
114210	Hunting and trapping				
	All establishments	6	b	D	D
	Establishments with 1 to 4 employees	3	a	D	D
	Establishments with 5 to 9 employees	1	a	D	D
	Establishments with 10 to 19 employees	—	—	—	—
	Establishments with 20 to 49 employees	2	b	D	D
	Establishments with 50 to 99 employees	—	—	—	—
	Establishments with 100 to 249 employees	—	—	—	—
	Establishments with 250 to 499 employees	—	—	—	—
	Establishments with 500 to 999 employees	—	—	—	—
	Establishments with 1,000 employees or more	—	—	—	—
115	Support activities for agriculture and forestry				
	All establishments	165	f	D	D
	Establishments with 1 to 4 employees	125	c	D	D
	Establishments with 5 to 9 employees	22	c	D	D
	Establishments with 10 to 19 employees	12	c	D	D
	Establishments with 20 to 49 employees	5	c	D	D
	Establishments with 50 to 99 employees	1	b	D	D
	Establishments with 100 to 249 employees	—	—	—	—
	Establishments with 250 to 499 employees	—	—	—	—
	Establishments with 500 to 999 employees	—	—	—	—
	Establishments with 1,000 employees or more	—	—	—	—

See footnotes at end of table.

Table 2. Establishments, Employees, and Payroll by Industry and Employment Size of Establishments for the State: 2004—Con.

[Excludes most government employees, railroad employees, and self-employed persons. Size class 1 to 4 employees includes establishments having payroll, but no employees, during mid-March pay period. For meaning of abbreviations and symbols, see introductory text. For explanation of terms, see Appendix A. For statement on reliability, see the note at the end of the table and Appendix C]

NAICS code	Geography, kind of business, and employment size class	Establishments (number)	Paid employees for pay period including March 12 (number)	First-quarter payroll (\$1,000)	Annual payroll (\$1,000)
	NEW JERSEY—Con.				
11	Forestry, fishing & hunting, and agricultural support services (NAICS 113-115)—Con.				
115	Support activities for agriculture and forestry—Con.				
1151	Support activities for crop production				
	All establishments	22	c	D	D
	Establishments with 1 to 4 employees	14	b	D	D
	Establishments with 5 to 9 employees	5	b	D	D
	Establishments with 10 to 19 employees	1	a	D	D
	Establishments with 20 to 49 employees	1	b	D	D
	Establishments with 50 to 99 employees	1	b	D	D
	Establishments with 100 to 249 employees	—	—	—	—
	Establishments with 250 to 499 employees	—	—	—	—
	Establishments with 500 to 999 employees	—	—	—	—
	Establishments with 1,000 employees or more	—	—	—	—
11511	Support activities for crop production				
	All establishments	22	c	D	D
	Establishments with 1 to 4 employees	14	b	D	D
	Establishments with 5 to 9 employees	5	b	D	D
	Establishments with 10 to 19 employees	1	a	D	D
	Establishments with 20 to 49 employees	1	b	D	D
	Establishments with 50 to 99 employees	1	b	D	D
	Establishments with 100 to 249 employees	—	—	—	—
	Establishments with 250 to 499 employees	—	—	—	—
	Establishments with 500 to 999 employees	—	—	—	—
	Establishments with 1,000 employees or more	—	—	—	—
115112	Soil preparation, planting, and cultivating				
	All establishments	7	b	D	D
	Establishments with 1 to 4 employees	5	a	D	D
	Establishments with 5 to 9 employees	2	a	D	D
	Establishments with 10 to 19 employees	—	—	—	—
	Establishments with 20 to 49 employees	—	—	—	—
	Establishments with 50 to 99 employees	—	—	—	—
	Establishments with 100 to 249 employees	—	—	—	—
	Establishments with 250 to 499 employees	—	—	—	—
	Establishments with 500 to 999 employees	—	—	—	—
	Establishments with 1,000 employees or more	—	—	—	—
115114	Postharvest crop activities (except cotton ginning)				
	All establishments	4	c	D	D
	Establishments with 1 to 4 employees	2	a	D	D
	Establishments with 5 to 9 employees	1	a	D	D
	Establishments with 10 to 19 employees	—	—	—	—
	Establishments with 20 to 49 employees	—	—	—	—
	Establishments with 50 to 99 employees	1	b	D	D
	Establishments with 100 to 249 employees	—	—	—	—
	Establishments with 250 to 499 employees	—	—	—	—
	Establishments with 500 to 999 employees	—	—	—	—
	Establishments with 1,000 employees or more	—	—	—	—
115115	Farm labor contractors and crew leaders				
	All establishments	6	b	D	D
	Establishments with 1 to 4 employees	2	a	D	D
	Establishments with 5 to 9 employees	2	a	D	D
	Establishments with 10 to 19 employees	1	a	D	D
	Establishments with 20 to 49 employees	—	—	—	—
	Establishments with 50 to 99 employees	1	b	D	D
	Establishments with 100 to 249 employees	—	—	—	—
	Establishments with 250 to 499 employees	—	—	—	—
	Establishments with 500 to 999 employees	—	—	—	—
	Establishments with 1,000 employees or more	—	—	—	—
115116	Farm management services				
	All establishments	5	a	D	D
	Establishments with 1 to 4 employees	5	a	D	D
	Establishments with 5 to 9 employees	—	—	—	—
	Establishments with 10 to 19 employees	—	—	—	—
	Establishments with 20 to 49 employees	—	—	—	—
	Establishments with 50 to 99 employees	—	—	—	—
	Establishments with 100 to 249 employees	—	—	—	—
	Establishments with 250 to 499 employees	—	—	—	—
	Establishments with 500 to 999 employees	—	—	—	—
	Establishments with 1,000 employees or more	—	—	—	—
1152	Support activities for animal production				
	All establishments	139	f	D	D
	Establishments with 1 to 4 employees	107	c	D	D
	Establishments with 5 to 9 employees	17	c	D	D
	Establishments with 10 to 19 employees	11	c	D	D
	Establishments with 20 to 49 employees	4	c	D	D
	Establishments with 50 to 99 employees	—	—	—	—
	Establishments with 100 to 249 employees	—	—	—	—
	Establishments with 250 to 499 employees	—	—	—	—
	Establishments with 500 to 999 employees	—	—	—	—
	Establishments with 1,000 employees or more	—	—	—	—

See footnotes at end of table.

Table 2. Establishments, Employees, and Payroll by Industry and Employment Size of Establishments for the State: 2004—Con.

[Excludes most government employees, railroad employees, and self-employed persons. Size class 1 to 4 employees includes establishments having payroll, but no employees, during mid-March pay period. For meaning of abbreviations and symbols, see introductory text. For explanation of terms, see Appendix A. For statement on reliability, see the note at the end of the table and Appendix C]

NAICS code	Geography, kind of business, and employment size class	Establishments (number)	Paid employees for pay period including March 12 (number)	First-quarter payroll (\$1,000)	Annual payroll (\$1,000)
	NEW JERSEY—Con.				
11	Forestry, fishing & hunting, and agricultural support services (NAICS 113-115)—Con.				
115	Support activities for agriculture and forestry—Con.				
1152	Support activities for animal production—Con.				
11521	Support activities for animal production				
	All establishments	139	f	D	D
	Establishments with 1 to 4 employees	107	c	D	D
	Establishments with 5 to 9 employees	17	c	D	D
	Establishments with 10 to 19 employees	11	c	D	D
	Establishments with 20 to 49 employees	4	c	D	D
	Establishments with 50 to 99 employees	—	—	—	—
	Establishments with 100 to 249 employees	—	—	—	—
	Establishments with 250 to 499 employees	—	—	—	—
	Establishments with 500 to 999 employees	—	—	—	—
	Establishments with 1,000 employees or more	—	—	—	—
115210	Support activities for animal production				
	All establishments	139	f	D	D
	Establishments with 1 to 4 employees	107	c	D	D
	Establishments with 5 to 9 employees	17	c	D	D
	Establishments with 10 to 19 employees	11	c	D	D
	Establishments with 20 to 49 employees	4	c	D	D
	Establishments with 50 to 99 employees	—	—	—	—
	Establishments with 100 to 249 employees	—	—	—	—
	Establishments with 250 to 499 employees	—	—	—	—
	Establishments with 500 to 999 employees	—	—	—	—
	Establishments with 1,000 employees or more	—	—	—	—
1153	Support activities for forestry				
	All establishments	4	a	D	D
	Establishments with 1 to 4 employees	4	a	D	D
	Establishments with 5 to 9 employees	—	—	—	—
	Establishments with 10 to 19 employees	—	—	—	—
	Establishments with 20 to 49 employees	—	—	—	—
	Establishments with 50 to 99 employees	—	—	—	—
	Establishments with 100 to 249 employees	—	—	—	—
	Establishments with 250 to 499 employees	—	—	—	—
	Establishments with 500 to 999 employees	—	—	—	—
	Establishments with 1,000 employees or more	—	—	—	—
11531	Support activities for forestry				
	All establishments	4	a	D	D
	Establishments with 1 to 4 employees	4	a	D	D
	Establishments with 5 to 9 employees	—	—	—	—
	Establishments with 10 to 19 employees	—	—	—	—
	Establishments with 20 to 49 employees	—	—	—	—
	Establishments with 50 to 99 employees	—	—	—	—
	Establishments with 100 to 249 employees	—	—	—	—
	Establishments with 250 to 499 employees	—	—	—	—
	Establishments with 500 to 999 employees	—	—	—	—
	Establishments with 1,000 employees or more	—	—	—	—
115310	Support activities for forestry				
	All establishments	4	a	D	D
	Establishments with 1 to 4 employees	4	a	D	D
	Establishments with 5 to 9 employees	—	—	—	—
	Establishments with 10 to 19 employees	—	—	—	—
	Establishments with 20 to 49 employees	—	—	—	—
	Establishments with 50 to 99 employees	—	—	—	—
	Establishments with 100 to 249 employees	—	—	—	—
	Establishments with 250 to 499 employees	—	—	—	—
	Establishments with 500 to 999 employees	—	—	—	—
	Establishments with 1,000 employees or more	—	—	—	—
21	Mining				
	All establishments	113	2 473	32 009	147 596
	Establishments with 1 to 4 employees	43	72	783	4 605
	Establishments with 5 to 9 employees	22	152	2 066	8 740
	Establishments with 10 to 19 employees	19	e	D	D
	Establishments with 20 to 49 employees	20	f	D	D
	Establishments with 50 to 99 employees	7	f	D	D
	Establishments with 100 to 249 employees	1	c	D	D
	Establishments with 250 to 499 employees	—	—	—	—
	Establishments with 500 to 999 employees	1	f	D	D
	Establishments with 1,000 employees or more	—	—	—	—
211	Oil and gas extraction				
	All establishments	11	c	D	D
	Establishments with 1 to 4 employees	5	a	D	D
	Establishments with 5 to 9 employees	3	b	D	D
	Establishments with 10 to 19 employees	1	a	D	D
	Establishments with 20 to 49 employees	2	b	D	D
	Establishments with 50 to 99 employees	—	—	—	—
	Establishments with 100 to 249 employees	—	—	—	—
	Establishments with 250 to 499 employees	—	—	—	—
	Establishments with 500 to 999 employees	—	—	—	—
	Establishments with 1,000 employees or more	—	—	—	—

See footnotes at end of table.

Table 2. Establishments, Employees, and Payroll by Industry and Employment Size of Establishments for the State: 2004—Con.

[Excludes most government employees, railroad employees, and self-employed persons. Size class 1 to 4 employees includes establishments having payroll, but no employees, during mid-March pay period. For meaning of abbreviations and symbols, see introductory text. For explanation of terms, see Appendix A. For statement on reliability, see the note at the end of the table and Appendix C]

NAICS code	Geography, kind of business, and employment size class	Establishments (number)	Paid employees for pay period including March 12 (number)	First-quarter payroll (\$1,000)	Annual payroll (\$1,000)
	NEW JERSEY—Con.				
21	Mining—Con.				
211	Oil and gas extraction—Con.				
2111	Oil and gas extraction				
	All establishments	11	c	D	D
	Establishments with 1 to 4 employees	5	a	D	D
	Establishments with 5 to 9 employees	3	b	D	D
	Establishments with 10 to 19 employees	1	a	D	D
	Establishments with 20 to 49 employees	2	b	D	D
	Establishments with 50 to 99 employees	—	—	—	—
	Establishments with 100 to 249 employees	—	—	—	—
	Establishments with 250 to 499 employees	—	—	—	—
	Establishments with 500 to 999 employees	—	—	—	—
	Establishments with 1,000 employees or more	—	—	—	—
21111	Oil and gas extraction				
	All establishments	11	c	D	D
	Establishments with 1 to 4 employees	5	a	D	D
	Establishments with 5 to 9 employees	3	b	D	D
	Establishments with 10 to 19 employees	1	a	D	D
	Establishments with 20 to 49 employees	2	b	D	D
	Establishments with 50 to 99 employees	—	—	—	—
	Establishments with 100 to 249 employees	—	—	—	—
	Establishments with 250 to 499 employees	—	—	—	—
	Establishments with 500 to 999 employees	—	—	—	—
	Establishments with 1,000 employees or more	—	—	—	—
211111	Crude petroleum and natural gas extraction				
	All establishments	5	a	D	D
	Establishments with 1 to 4 employees	3	a	D	D
	Establishments with 5 to 9 employees	2	a	D	D
	Establishments with 10 to 19 employees	—	—	—	—
	Establishments with 20 to 49 employees	—	—	—	—
	Establishments with 50 to 99 employees	—	—	—	—
	Establishments with 100 to 249 employees	—	—	—	—
	Establishments with 250 to 499 employees	—	—	—	—
	Establishments with 500 to 999 employees	—	—	—	—
	Establishments with 1,000 employees or more	—	—	—	—
211112	Natural gas liquid extraction				
	All establishments	6	b	D	D
	Establishments with 1 to 4 employees	2	a	D	D
	Establishments with 5 to 9 employees	1	a	D	D
	Establishments with 10 to 19 employees	1	a	D	D
	Establishments with 20 to 49 employees	2	b	D	D
	Establishments with 50 to 99 employees	—	—	—	—
	Establishments with 100 to 249 employees	—	—	—	—
	Establishments with 250 to 499 employees	—	—	—	—
	Establishments with 500 to 999 employees	—	—	—	—
	Establishments with 1,000 employees or more	—	—	—	—
212	Mining (except oil and gas)				
	All establishments	80	2 181	26 395	127 659
	Establishments with 1 to 4 employees	27	54	606	3 613
	Establishments with 5 to 9 employees	12	85	730	3 914
	Establishments with 10 to 19 employees	15	c	D	D
	Establishments with 20 to 49 employees	18	621	6 155	32 285
	Establishments with 50 to 99 employees	6	427	5 011	23 228
	Establishments with 100 to 249 employees	1	c	D	D
	Establishments with 250 to 499 employees	—	—	—	—
	Establishments with 500 to 999 employees	1	f	D	D
	Establishments with 1,000 employees or more	—	—	—	—
2122	Metal ore mining				
	All establishments	2	a	D	D
	Establishments with 1 to 4 employees	2	a	D	D
	Establishments with 5 to 9 employees	—	—	—	—
	Establishments with 10 to 19 employees	—	—	—	—
	Establishments with 20 to 49 employees	—	—	—	—
	Establishments with 50 to 99 employees	—	—	—	—
	Establishments with 100 to 249 employees	—	—	—	—
	Establishments with 250 to 499 employees	—	—	—	—
	Establishments with 500 to 999 employees	—	—	—	—
	Establishments with 1,000 employees or more	—	—	—	—
21222	Gold ore and silver ore mining				
	All establishments	2	a	D	D
	Establishments with 1 to 4 employees	2	a	D	D
	Establishments with 5 to 9 employees	—	—	—	—
	Establishments with 10 to 19 employees	—	—	—	—
	Establishments with 20 to 49 employees	—	—	—	—
	Establishments with 50 to 99 employees	—	—	—	—
	Establishments with 100 to 249 employees	—	—	—	—
	Establishments with 250 to 499 employees	—	—	—	—
	Establishments with 500 to 999 employees	—	—	—	—
	Establishments with 1,000 employees or more	—	—	—	—

See footnotes at end of table.

Table 2. Establishments, Employees, and Payroll by Industry and Employment Size of Establishments for the State: 2004—Con.

[Excludes most government employees, railroad employees, and self-employed persons. Size class 1 to 4 employees includes establishments having payroll, but no employees, during mid-March pay period. For meaning of abbreviations and symbols, see introductory text. For explanation of terms, see Appendix A. For statement on reliability, see the note at the end of the table and Appendix C]

NAICS code	Geography, kind of business, and employment size class	Establishments (number)	Paid employees for pay period including March 12 (number)	First-quarter payroll (\$1,000)	Annual payroll (\$1,000)
21	NEW JERSEY—Con.				
	Mining—Con.				
212	Mining (except oil and gas)—Con.				
2122	Metal ore mining—Con.				
21222	Gold ore and silver ore mining—Con.				
212221	Gold ore mining				
	All establishments	2	a	D	D
	Establishments with 1 to 4 employees	2	a	D	D
	Establishments with 5 to 9 employees	—	—	—	—
	Establishments with 10 to 19 employees	—	—	—	—
	Establishments with 20 to 49 employees	—	—	—	—
	Establishments with 50 to 99 employees	—	—	—	—
	Establishments with 100 to 249 employees	—	—	—	—
	Establishments with 250 to 499 employees	—	—	—	—
	Establishments with 500 to 999 employees	—	—	—	—
	Establishments with 1,000 employees or more	—	—	—	—
2123	Nonmetallic mineral mining and quarrying				
	All establishments	78	g	D	D
	Establishments with 1 to 4 employees	25	b	D	D
	Establishments with 5 to 9 employees	12	85	730	3 914
	Establishments with 10 to 19 employees	15	c	D	D
	Establishments with 20 to 49 employees	18	621	6 155	32 285
	Establishments with 50 to 99 employees	6	427	5 011	23 228
	Establishments with 100 to 249 employees	1	c	D	D
	Establishments with 250 to 499 employees	—	—	—	—
	Establishments with 500 to 999 employees	1	f	D	D
	Establishments with 1,000 employees or more	—	—	—	—
21231	Stone mining and quarrying				
	All establishments	29	872	10 040	52 202
	Establishments with 1 to 4 employees	9	a	D	D
	Establishments with 5 to 9 employees	2	a	D	D
	Establishments with 10 to 19 employees	5	b	D	D
	Establishments with 20 to 49 employees	8	266	2 547	13 786
	Establishments with 50 to 99 employees	4	e	D	D
	Establishments with 100 to 249 employees	1	c	D	D
	Establishments with 250 to 499 employees	—	—	—	—
	Establishments with 500 to 999 employees	—	—	—	—
	Establishments with 1,000 employees or more	—	—	—	—
212311	Dimension stone mining and quarrying				
	All establishments	2	a	D	D
	Establishments with 1 to 4 employees	2	a	D	D
	Establishments with 5 to 9 employees	—	—	—	—
	Establishments with 10 to 19 employees	—	—	—	—
	Establishments with 20 to 49 employees	—	—	—	—
	Establishments with 50 to 99 employees	—	—	—	—
	Establishments with 100 to 249 employees	—	—	—	—
	Establishments with 250 to 499 employees	—	—	—	—
	Establishments with 500 to 999 employees	—	—	—	—
	Establishments with 1,000 employees or more	—	—	—	—
212312	Crushed and broken limestone mining and quarrying				
	All establishments	5	b	D	D
	Establishments with 1 to 4 employees	1	a	D	D
	Establishments with 5 to 9 employees	1	a	D	D
	Establishments with 10 to 19 employees	1	a	D	D
	Establishments with 20 to 49 employees	2	b	D	D
	Establishments with 50 to 99 employees	—	—	—	—
	Establishments with 100 to 249 employees	—	—	—	—
	Establishments with 250 to 499 employees	—	—	—	—
	Establishments with 500 to 999 employees	—	—	—	—
	Establishments with 1,000 employees or more	—	—	—	—
212313	Crushed and broken granite mining and quarrying				
	All establishments	8	186	1 950	10 354
	Establishments with 1 to 4 employees	2	a	D	D
	Establishments with 5 to 9 employees	1	a	D	D
	Establishments with 10 to 19 employees	1	a	D	D
	Establishments with 20 to 49 employees	3	c	D	D
	Establishments with 50 to 99 employees	1	b	D	D
	Establishments with 100 to 249 employees	—	—	—	—
	Establishments with 250 to 499 employees	—	—	—	—
	Establishments with 500 to 999 employees	—	—	—	—
	Establishments with 1,000 employees or more	—	—	—	—
212319	Other crushed and broken stone mining and quarrying				
	All establishments	14	604	7 193	37 930
	Establishments with 1 to 4 employees	4	a	D	D
	Establishments with 5 to 9 employees	—	—	—	—
	Establishments with 10 to 19 employees	3	b	D	D
	Establishments with 20 to 49 employees	3	91	858	5 069
	Establishments with 50 to 99 employees	3	c	D	D
	Establishments with 100 to 249 employees	1	c	D	D
	Establishments with 250 to 499 employees	—	—	—	—
	Establishments with 500 to 999 employees	—	—	—	—

See footnotes at end of table.

Table 2. Establishments, Employees, and Payroll by Industry and Employment Size of Establishments for the State: 2004—Con.

[Excludes most government employees, railroad employees, and self-employed persons. Size class 1 to 4 employees includes establishments having payroll, but no employees, during mid-March pay period. For meaning of abbreviations and symbols, see introductory text. For explanation of terms, see Appendix A. For statement on reliability, see the note at the end of the table and Appendix C]

NAICS code	Geography, kind of business, and employment size class	Establishments (number)	Paid employees for pay period including March 12 (number)	First-quarter payroll (\$1,000)	Annual payroll (\$1,000)
	NEW JERSEY—Con.				
21	Mining—Con.				
212	Mining (except oil and gas)—Con.				
2123	Nonmetallic mineral mining and quarrying—Con.				
21231	Stone mining and quarrying—Con.				
212319	Other crushed and broken stone mining and quarrying—Con.				
	All establishments—Con.				
	Establishments with 1,000 employees or more	—	—	—	—
21232	Sand, gravel, clay, and ceramic, and refractory minerals mining and quarrying				
	All establishments	43	f	D	D
	Establishments with 1 to 4 employees	14	b	D	D
	Establishments with 5 to 9 employees	8	57	498	2 516
	Establishments with 10 to 19 employees	9	c	D	D
	Establishments with 20 to 49 employees	10	355	3 608	18 499
	Establishments with 50 to 99 employees	2	c	D	D
	Establishments with 100 to 249 employees	—	—	—	—
	Establishments with 250 to 499 employees	—	—	—	—
	Establishments with 500 to 999 employees	—	—	—	—
	Establishments with 1,000 employees or more	—	—	—	—
212321	Construction sand and gravel mining				
	All establishments	37	f	D	D
	Establishments with 1 to 4 employees	12	b	D	D
	Establishments with 5 to 9 employees	8	57	498	2 516
	Establishments with 10 to 19 employees	9	c	D	D
	Establishments with 20 to 49 employees	6	c	D	D
	Establishments with 50 to 99 employees	2	c	D	D
	Establishments with 100 to 249 employees	—	—	—	—
	Establishments with 250 to 499 employees	—	—	—	—
	Establishments with 500 to 999 employees	—	—	—	—
	Establishments with 1,000 employees or more	—	—	—	—
212322	Industrial sand mining				
	All establishments	4	c	D	D
	Establishments with 1 to 4 employees	—	—	—	—
	Establishments with 5 to 9 employees	—	—	—	—
	Establishments with 10 to 19 employees	—	—	—	—
	Establishments with 20 to 49 employees	4	c	D	D
	Establishments with 50 to 99 employees	—	—	—	—
	Establishments with 100 to 249 employees	—	—	—	—
	Establishments with 250 to 499 employees	—	—	—	—
	Establishments with 500 to 999 employees	—	—	—	—
	Establishments with 1,000 employees or more	—	—	—	—
212325	Clay and ceramic and refractory minerals mining				
	All establishments	2	a	D	D
	Establishments with 1 to 4 employees	2	a	D	D
	Establishments with 5 to 9 employees	—	—	—	—
	Establishments with 10 to 19 employees	—	—	—	—
	Establishments with 20 to 49 employees	—	—	—	—
	Establishments with 50 to 99 employees	—	—	—	—
	Establishments with 100 to 249 employees	—	—	—	—
	Establishments with 250 to 499 employees	—	—	—	—
	Establishments with 500 to 999 employees	—	—	—	—
	Establishments with 1,000 employees or more	—	—	—	—
21239	Other nonmetallic mineral mining and quarrying				
	All establishments	6	f	D	D
	Establishments with 1 to 4 employees	2	a	D	D
	Establishments with 5 to 9 employees	2	a	D	D
	Establishments with 10 to 19 employees	1	a	D	D
	Establishments with 20 to 49 employees	—	—	—	—
	Establishments with 50 to 99 employees	—	—	—	—
	Establishments with 100 to 249 employees	—	—	—	—
	Establishments with 250 to 499 employees	—	—	—	—
	Establishments with 500 to 999 employees	1	f	D	D
	Establishments with 1,000 employees or more	—	—	—	—
212391	Potash, soda, and borate mineral mining				
	All establishments	1	f	D	D
	Establishments with 1 to 4 employees	—	—	—	—
	Establishments with 5 to 9 employees	—	—	—	—
	Establishments with 10 to 19 employees	—	—	—	—
	Establishments with 20 to 49 employees	—	—	—	—
	Establishments with 50 to 99 employees	—	—	—	—
	Establishments with 100 to 249 employees	—	—	—	—
	Establishments with 250 to 499 employees	—	—	—	—
	Establishments with 500 to 999 employees	1	f	D	D
	Establishments with 1,000 employees or more	—	—	—	—

See footnotes at end of table.

Table 2. Establishments, Employees, and Payroll by Industry and Employment Size of Establishments for the State: 2004—Con.

[Excludes most government employees, railroad employees, and self-employed persons. Size class 1 to 4 employees includes establishments having payroll, but no employees, during mid-March pay period. For meaning of abbreviations and symbols, see introductory text. For explanation of terms, see Appendix A. For statement on reliability, see the note at the end of the table and Appendix C]

NAICS code	Geography, kind of business, and employment size class	Establishments (number)	Paid employees for pay period including March 12 (number)	First-quarter payroll (\$1,000)	Annual payroll (\$1,000)
21	NEW JERSEY—Con.				
	Mining—Con.				
212	Mining (except oil and gas)—Con.				
2123	Nonmetallic mineral mining and quarrying—Con.				
21239	Other nonmetallic mineral mining and quarrying—Con.				
212399	All other nonmetallic mineral mining				
	All establishments	5	b	D	D
	Establishments with 1 to 4 employees	2	a	D	D
	Establishments with 5 to 9 employees	2	a	D	D
	Establishments with 10 to 19 employees	1	a	D	D
	Establishments with 20 to 49 employees	—	—	—	—
	Establishments with 50 to 99 employees	—	—	—	—
	Establishments with 100 to 249 employees	—	—	—	—
	Establishments with 250 to 499 employees	—	—	—	—
	Establishments with 500 to 999 employees	—	—	—	—
	Establishments with 1,000 employees or more	—	—	—	—
213	Support activities for mining				
	All establishments	22	c	D	D
	Establishments with 1 to 4 employees	11	a	D	D
	Establishments with 5 to 9 employees	7	b	D	D
	Establishments with 10 to 19 employees	3	41	695	1 558
	Establishments with 20 to 49 employees	—	—	—	—
	Establishments with 50 to 99 employees	1	b	D	D
	Establishments with 100 to 249 employees	—	—	—	—
	Establishments with 250 to 499 employees	—	—	—	—
	Establishments with 500 to 999 employees	—	—	—	—
	Establishments with 1,000 employees or more	—	—	—	—
2131	Support activities for mining				
	All establishments	22	c	D	D
	Establishments with 1 to 4 employees	11	a	D	D
	Establishments with 5 to 9 employees	7	b	D	D
	Establishments with 10 to 19 employees	3	41	695	1 558
	Establishments with 20 to 49 employees	—	—	—	—
	Establishments with 50 to 99 employees	1	b	D	D
	Establishments with 100 to 249 employees	—	—	—	—
	Establishments with 250 to 499 employees	—	—	—	—
	Establishments with 500 to 999 employees	—	—	—	—
	Establishments with 1,000 employees or more	—	—	—	—
21311	Support activities for mining				
	All establishments	22	c	D	D
	Establishments with 1 to 4 employees	11	a	D	D
	Establishments with 5 to 9 employees	7	b	D	D
	Establishments with 10 to 19 employees	3	41	695	1 558
	Establishments with 20 to 49 employees	—	—	—	—
	Establishments with 50 to 99 employees	1	b	D	D
	Establishments with 100 to 249 employees	—	—	—	—
	Establishments with 250 to 499 employees	—	—	—	—
	Establishments with 500 to 999 employees	—	—	—	—
	Establishments with 1,000 employees or more	—	—	—	—
213111	Drilling oil and gas wells				
	All establishments	6	a	D	D
	Establishments with 1 to 4 employees	4	a	D	D
	Establishments with 5 to 9 employees	2	a	D	D
	Establishments with 10 to 19 employees	—	—	—	—
	Establishments with 20 to 49 employees	—	—	—	—
	Establishments with 50 to 99 employees	—	—	—	—
	Establishments with 100 to 249 employees	—	—	—	—
	Establishments with 250 to 499 employees	—	—	—	—
	Establishments with 500 to 999 employees	—	—	—	—
	Establishments with 1,000 employees or more	—	—	—	—
213112	Support activities for oil and gas operations				
	All establishments	12	c	D	D
	Establishments with 1 to 4 employees	4	a	D	D
	Establishments with 5 to 9 employees	4	b	D	D
	Establishments with 10 to 19 employees	3	41	695	1 558
	Establishments with 20 to 49 employees	—	—	—	—
	Establishments with 50 to 99 employees	1	b	D	D
	Establishments with 100 to 249 employees	—	—	—	—
	Establishments with 250 to 499 employees	—	—	—	—
	Establishments with 500 to 999 employees	—	—	—	—
	Establishments with 1,000 employees or more	—	—	—	—
213113	Support activities for coal mining				
	All establishments	1	a	D	D
	Establishments with 1 to 4 employees	1	a	D	D
	Establishments with 5 to 9 employees	—	—	—	—
	Establishments with 10 to 19 employees	—	—	—	—
	Establishments with 20 to 49 employees	—	—	—	—
	Establishments with 50 to 99 employees	—	—	—	—
	Establishments with 100 to 249 employees	—	—	—	—
	Establishments with 250 to 499 employees	—	—	—	—
	Establishments with 500 to 999 employees	—	—	—	—
	Establishments with 1,000 employees or more	—	—	—	—

See footnotes at end of table.

Table 2. Establishments, Employees, and Payroll by Industry and Employment Size of Establishments for the State: 2004—Con.

[Excludes most government employees, railroad employees, and self-employed persons. Size class 1 to 4 employees includes establishments having payroll, but no employees, during mid-March pay period. For meaning of abbreviations and symbols, see introductory text. For explanation of terms, see Appendix A. For statement on reliability, see the note at the end of the table and Appendix C]

NAICS code	Geography, kind of business, and employment size class	Establishments (number)	Paid employees for pay period including March 12 (number)	First-quarter payroll (\$1,000)	Annual payroll (\$1,000)
	NEW JERSEY—Con.				
21	Mining—Con.				
213	Support activities for mining—Con.				
2131	Support activities for mining—Con.				
21311	Support activities for mining—Con.				
213113	Support activities for coal mining—Con.				
	All establishments—Con.				
	Establishments with 1,000 employees or more.....	—	—	—	—
213114	Support activities for metal mining				
	All establishments.....	1	a	D	D
	Establishments with 1 to 4 employees.....	1	a	D	D
	Establishments with 5 to 9 employees.....	—	—	—	—
	Establishments with 10 to 19 employees.....	—	—	—	—
	Establishments with 20 to 49 employees.....	—	—	—	—
	Establishments with 50 to 99 employees.....	—	—	—	—
	Establishments with 100 to 249 employees.....	—	—	—	—
	Establishments with 250 to 499 employees.....	—	—	—	—
	Establishments with 500 to 999 employees.....	—	—	—	—
	Establishments with 1,000 employees or more.....	—	—	—	—
213115	Support activities for nonmetallic minerals (except fuels) mining				
	All establishments.....	2	a	D	D
	Establishments with 1 to 4 employees.....	1	a	D	D
	Establishments with 5 to 9 employees.....	1	a	D	D
	Establishments with 10 to 19 employees.....	—	—	—	—
	Establishments with 20 to 49 employees.....	—	—	—	—
	Establishments with 50 to 99 employees.....	—	—	—	—
	Establishments with 100 to 249 employees.....	—	—	—	—
	Establishments with 250 to 499 employees.....	—	—	—	—
	Establishments with 500 to 999 employees.....	—	—	—	—
	Establishments with 1,000 employees or more.....	—	—	—	—
22	Utilities				
	All establishments.....	353	18 981	410 661	1 524 822
	Establishments with 1 to 4 employees.....	107	193	3 213	12 684
	Establishments with 5 to 9 employees.....	42	300	4 858	17 407
	Establishments with 10 to 19 employees.....	35	e	D	D
	Establishments with 20 to 49 employees.....	60	2 052	35 602	140 157
	Establishments with 50 to 99 employees.....	57	h	D	D
	Establishments with 100 to 249 employees.....	40	6 088	115 390	452 434
	Establishments with 250 to 499 employees.....	10	h	D	D
	Establishments with 500 to 999 employees.....	1	f	D	D
	Establishments with 1,000 employees or more.....	1	g	D	D
221	Utilities				
	All establishments.....	353	18 981	410 661	1 524 822
	Establishments with 1 to 4 employees.....	107	193	3 213	12 684
	Establishments with 5 to 9 employees.....	42	300	4 858	17 407
	Establishments with 10 to 19 employees.....	35	e	D	D
	Establishments with 20 to 49 employees.....	60	2 052	35 602	140 157
	Establishments with 50 to 99 employees.....	57	h	D	D
	Establishments with 100 to 249 employees.....	40	6 088	115 390	452 434
	Establishments with 250 to 499 employees.....	10	h	D	D
	Establishments with 500 to 999 employees.....	1	f	D	D
	Establishments with 1,000 employees or more.....	1	g	D	D
2211	Electric power generation, transmission, and distribution				
	All establishments.....	222	14 039	324 004	1 178 770
	Establishments with 1 to 4 employees.....	65	123	2 389	8 994
	Establishments with 5 to 9 employees.....	27	191	3 417	11 302
	Establishments with 10 to 19 employees.....	19	e	D	D
	Establishments with 20 to 49 employees.....	33	1 110	21 333	81 704
	Establishments with 50 to 99 employees.....	41	h	D	D
	Establishments with 100 to 249 employees.....	25	h	D	D
	Establishments with 250 to 499 employees.....	10	h	D	D
	Establishments with 500 to 999 employees.....	1	f	D	D
	Establishments with 1,000 employees or more.....	1	g	D	D
22111	Electric power generation				
	All establishments.....	101	5 199	136 411	482 763
	Establishments with 1 to 4 employees.....	38	74	1 392	4 983
	Establishments with 5 to 9 employees.....	18	129	2 103	8 047
	Establishments with 10 to 19 employees.....	15	c	D	D
	Establishments with 20 to 49 employees.....	11	e	D	D
	Establishments with 50 to 99 employees.....	9	f	D	D
	Establishments with 100 to 249 employees.....	5	f	D	D
	Establishments with 250 to 499 employees.....	4	1 498	50 444	145 812
	Establishments with 500 to 999 employees.....	—	—	—	—
	Establishments with 1,000 employees or more.....	1	g	D	D

See footnotes at end of table.

Table 2. Establishments, Employees, and Payroll by Industry and Employment Size of Establishments for the State: 2004—Con.

[Excludes most government employees, railroad employees, and self-employed persons. Size class 1 to 4 employees includes establishments having payroll, but no employees, during mid-March pay period. For meaning of abbreviations and symbols, see introductory text. For explanation of terms, see Appendix A. For statement on reliability, see the note at the end of the table and Appendix C]

NAICS code	Geography, kind of business, and employment size class	Establishments (number)	Paid employees for pay period including March 12 (number)	First-quarter payroll (\$1,000)	Annual payroll (\$1,000)
22	NEW JERSEY—Con.				
	Utilities—Con.				
221	Utilities—Con.				
2211	Electric power generation, transmission, and distribution—Con.				
22111	Electric power generation—Con.				
221111	Hydroelectric power generation				
	All establishments	1	a	D	D
	Establishments with 1 to 4 employees	—	—	—	—
	Establishments with 5 to 9 employees	—	—	—	—
	Establishments with 10 to 19 employees	1	a	D	D
	Establishments with 20 to 49 employees	—	—	—	—
	Establishments with 50 to 99 employees	—	—	—	—
	Establishments with 100 to 249 employees	—	—	—	—
	Establishments with 250 to 499 employees	—	—	—	—
	Establishments with 500 to 999 employees	—	—	—	—
	Establishments with 1,000 employees or more	—	—	—	—
221112	Fossil fuel electric power generation				
	All establishments	87	h	D	D
	Establishments with 1 to 4 employees	33	65	1 247	4 415
	Establishments with 5 to 9 employees	14	c	D	D
	Establishments with 10 to 19 employees	13	c	D	D
	Establishments with 20 to 49 employees	10	e	D	D
	Establishments with 50 to 99 employees	9	f	D	D
	Establishments with 100 to 249 employees	4	f	D	D
	Establishments with 250 to 499 employees	3	g	D	D
	Establishments with 500 to 999 employees	—	—	—	—
	Establishments with 1,000 employees or more	1	g	D	D
221113	Nuclear electric power generation				
	All establishments	4	f	D	D
	Establishments with 1 to 4 employees	—	—	—	—
	Establishments with 5 to 9 employees	1	a	D	D
	Establishments with 10 to 19 employees	1	a	D	D
	Establishments with 20 to 49 employees	—	—	—	—
	Establishments with 50 to 99 employees	—	—	—	—
	Establishments with 100 to 249 employees	1	c	D	D
	Establishments with 250 to 499 employees	1	e	D	D
	Establishments with 500 to 999 employees	—	—	—	—
	Establishments with 1,000 employees or more	—	—	—	—
221119	Other electric power generation				
	All establishments	9	57	1 296	5 013
	Establishments with 1 to 4 employees	5	9	145	568
	Establishments with 5 to 9 employees	3	b	D	D
	Establishments with 10 to 19 employees	—	—	—	—
	Establishments with 20 to 49 employees	1	b	D	D
	Establishments with 50 to 99 employees	—	—	—	—
	Establishments with 100 to 249 employees	—	—	—	—
	Establishments with 250 to 499 employees	—	—	—	—
	Establishments with 500 to 999 employees	—	—	—	—
	Establishments with 1,000 employees or more	—	—	—	—
22112	Electric power transmission, control, and distribution				
	All establishments	121	8 840	187 593	696 007
	Establishments with 1 to 4 employees	27	49	997	4 011
	Establishments with 5 to 9 employees	9	62	1 314	3 255
	Establishments with 10 to 19 employees	4	b	D	D
	Establishments with 20 to 49 employees	22	f	D	D
	Establishments with 50 to 99 employees	32	2 174	37 111	151 003
	Establishments with 100 to 249 employees	20	h	D	D
	Establishments with 250 to 499 employees	6	g	D	D
	Establishments with 500 to 999 employees	1	f	D	D
	Establishments with 1,000 employees or more	—	—	—	—
221121	Electric bulk power transmission and control				
	All establishments	3	b	D	D
	Establishments with 1 to 4 employees	—	—	—	—
	Establishments with 5 to 9 employees	—	—	—	—
	Establishments with 10 to 19 employees	1	a	D	D
	Establishments with 20 to 49 employees	2	b	D	D
	Establishments with 50 to 99 employees	—	—	—	—
	Establishments with 100 to 249 employees	—	—	—	—
	Establishments with 250 to 499 employees	—	—	—	—
	Establishments with 500 to 999 employees	—	—	—	—
	Establishments with 1,000 employees or more	—	—	—	—
221122	Electric power distribution				
	All establishments	118	i	D	D
	Establishments with 1 to 4 employees	27	49	997	4 011
	Establishments with 5 to 9 employees	9	62	1 314	3 255
	Establishments with 10 to 19 employees	3	b	D	D
	Establishments with 20 to 49 employees	20	f	D	D
	Establishments with 50 to 99 employees	32	2 174	37 111	151 003
	Establishments with 100 to 249 employees	20	h	D	D
	Establishments with 250 to 499 employees	6	g	D	D
	Establishments with 500 to 999 employees	1	f	D	D

See footnotes at end of table.

Table 2. Establishments, Employees, and Payroll by Industry and Employment Size of Establishments for the State: 2004—Con.

[Excludes most government employees, railroad employees, and self-employed persons. Size class 1 to 4 employees includes establishments having payroll, but no employees, during mid-March pay period. For meaning of abbreviations and symbols, see introductory text. For explanation of terms, see Appendix A. For statement on reliability, see the note at the end of the table and Appendix C]

NAICS code	Geography, kind of business, and employment size class	Establishments (number)	Paid employees for pay period including March 12 (number)	First-quarter payroll (\$1,000)	Annual payroll (\$1,000)
	NEW JERSEY—Con.				
22	Utilities—Con.				
221	Utilities—Con.				
2211	Electric power generation, transmission, and distribution—Con.				
22112	Electric power transmission, control, and distribution—Con.				
221122	Electric power distribution—Con.				
	All establishments—Con.				
	Establishments with 1,000 employees or more	—	—	—	—
2212	Natural gas distribution				
	All establishments	40	2 202	36 568	157 835
	Establishments with 1 to 4 employees	6	10	181	757
	Establishments with 5 to 9 employees	4	32	501	2 132
	Establishments with 10 to 19 employees	3	43	780	4 840
	Establishments with 20 to 49 employees	11	401	6 298	26 032
	Establishments with 50 to 99 employees	10	639	10 690	46 762
	Establishments with 100 to 249 employees	6	1 077	18 118	77 312
	Establishments with 250 to 499 employees	—	—	—	—
	Establishments with 500 to 999 employees	—	—	—	—
	Establishments with 1,000 employees or more	—	—	—	—
22121	Natural gas distribution				
	All establishments	40	2 202	36 568	157 835
	Establishments with 1 to 4 employees	6	10	181	757
	Establishments with 5 to 9 employees	4	32	501	2 132
	Establishments with 10 to 19 employees	3	43	780	4 840
	Establishments with 20 to 49 employees	11	401	6 298	26 032
	Establishments with 50 to 99 employees	10	639	10 690	46 762
	Establishments with 100 to 249 employees	6	1 077	18 118	77 312
	Establishments with 250 to 499 employees	—	—	—	—
	Establishments with 500 to 999 employees	—	—	—	—
	Establishments with 1,000 employees or more	—	—	—	—
221210	Natural gas distribution				
	All establishments	40	2 202	36 568	157 835
	Establishments with 1 to 4 employees	6	10	181	757
	Establishments with 5 to 9 employees	4	32	501	2 132
	Establishments with 10 to 19 employees	3	43	780	4 840
	Establishments with 20 to 49 employees	11	401	6 298	26 032
	Establishments with 50 to 99 employees	10	639	10 690	46 762
	Establishments with 100 to 249 employees	6	1 077	18 118	77 312
	Establishments with 250 to 499 employees	—	—	—	—
	Establishments with 500 to 999 employees	—	—	—	—
	Establishments with 1,000 employees or more	—	—	—	—
2213	Water, sewage, and other systems				
	All establishments	91	2 740	50 089	188 217
	Establishments with 1 to 4 employees	36	60	643	2 933
	Establishments with 5 to 9 employees	11	77	940	3 973
	Establishments with 10 to 19 employees	13	c	D	D
	Establishments with 20 to 49 employees	16	541	7 971	32 421
	Establishments with 50 to 99 employees	6	e	D	D
	Establishments with 100 to 249 employees	9	g	D	D
	Establishments with 250 to 499 employees	—	—	—	—
	Establishments with 500 to 999 employees	—	—	—	—
	Establishments with 1,000 employees or more	—	—	—	—
22131	Water supply and irrigation systems				
	All establishments	78	2 524	47 897	178 784
	Establishments with 1 to 4 employees	32	51	553	2 528
	Establishments with 5 to 9 employees	8	53	835	3 149
	Establishments with 10 to 19 employees	12	c	D	D
	Establishments with 20 to 49 employees	11	373	6 135	24 827
	Establishments with 50 to 99 employees	6	e	D	D
	Establishments with 100 to 249 employees	9	g	D	D
	Establishments with 250 to 499 employees	—	—	—	—
	Establishments with 500 to 999 employees	—	—	—	—
	Establishments with 1,000 employees or more	—	—	—	—
221310	Water supply and irrigation systems				
	All establishments	78	2 524	47 897	178 784
	Establishments with 1 to 4 employees	32	51	553	2 528
	Establishments with 5 to 9 employees	8	53	835	3 149
	Establishments with 10 to 19 employees	12	c	D	D
	Establishments with 20 to 49 employees	11	373	6 135	24 827
	Establishments with 50 to 99 employees	6	e	D	D
	Establishments with 100 to 249 employees	9	g	D	D
	Establishments with 250 to 499 employees	—	—	—	—
	Establishments with 500 to 999 employees	—	—	—	—
	Establishments with 1,000 employees or more	—	—	—	—

See footnotes at end of table.

Table 2. Establishments, Employees, and Payroll by Industry and Employment Size of Establishments for the State: 2004—Con.

[Excludes most government employees, railroad employees, and self-employed persons. Size class 1 to 4 employees includes establishments having payroll, but no employees, during mid-March pay period. For meaning of abbreviations and symbols, see introductory text. For explanation of terms, see Appendix A. For statement on reliability, see the note at the end of the table and Appendix C]

NAICS code	Geography, kind of business, and employment size class	Establishments (number)	Paid employees for pay period including March 12 (number)	First-quarter payroll (\$1,000)	Annual payroll (\$1,000)
22	NEW JERSEY—Con.				
	Utilities—Con.				
221	Utilities—Con.				
2213	Water, sewage, and other systems—Con.				
22132	Sewage treatment facilities				
	All establishments	12	c	D	D
	Establishments with 1 to 4 employees	4	9	90	405
	Establishments with 5 to 9 employees	3	24	105	824
	Establishments with 10 to 19 employees	1	a	D	D
	Establishments with 20 to 49 employees	4	c	D	D
	Establishments with 50 to 99 employees	—	—	—	—
	Establishments with 100 to 249 employees	—	—	—	—
	Establishments with 250 to 499 employees	—	—	—	—
	Establishments with 500 to 999 employees	—	—	—	—
	Establishments with 1,000 employees or more	—	—	—	—
221320	Sewage treatment facilities				
	All establishments	12	c	D	D
	Establishments with 1 to 4 employees	4	9	90	405
	Establishments with 5 to 9 employees	3	24	105	824
	Establishments with 10 to 19 employees	1	a	D	D
	Establishments with 20 to 49 employees	4	c	D	D
	Establishments with 50 to 99 employees	—	—	—	—
	Establishments with 100 to 249 employees	—	—	—	—
	Establishments with 250 to 499 employees	—	—	—	—
	Establishments with 500 to 999 employees	—	—	—	—
	Establishments with 1,000 employees or more	—	—	—	—
22133	Steam and air-conditioning supply				
	All establishments	1	b	D	D
	Establishments with 1 to 4 employees	—	—	—	—
	Establishments with 5 to 9 employees	—	—	—	—
	Establishments with 10 to 19 employees	—	—	—	—
	Establishments with 20 to 49 employees	1	b	D	D
	Establishments with 50 to 99 employees	—	—	—	—
	Establishments with 100 to 249 employees	—	—	—	—
	Establishments with 250 to 499 employees	—	—	—	—
	Establishments with 500 to 999 employees	—	—	—	—
	Establishments with 1,000 employees or more	—	—	—	—
221330	Steam and air-conditioning supply				
	All establishments	1	b	D	D
	Establishments with 1 to 4 employees	—	—	—	—
	Establishments with 5 to 9 employees	—	—	—	—
	Establishments with 10 to 19 employees	—	—	—	—
	Establishments with 20 to 49 employees	1	b	D	D
	Establishments with 50 to 99 employees	—	—	—	—
	Establishments with 100 to 249 employees	—	—	—	—
	Establishments with 250 to 499 employees	—	—	—	—
	Establishments with 500 to 999 employees	—	—	—	—
	Establishments with 1,000 employees or more	—	—	—	—
23	Construction				
	All establishments	24 702	176 889	1 847 181	8 756 334
	Establishments with 1 to 4 employees	16 970	26 585	183 006	1 131 736
	Establishments with 5 to 9 employees	3 937	25 550	211 832	1 021 788
	Establishments with 10 to 19 employees	2 124	28 373	274 085	1 309 657
	Establishments with 20 to 49 employees	1 186	35 165	398 097	1 883 221
	Establishments with 50 to 99 employees	303	20 347	238 278	1 123 986
	Establishments with 100 to 249 employees	143	20 934	266 392	1 190 102
	Establishments with 250 to 499 employees	29	9 684	135 348	549 573
	Establishments with 500 to 999 employees	7	h	D	D
	Establishments with 1,000 employees or more	3	i	D	D
236	Construction of buildings				
	All establishments	7 169	44 304	485 554	2 248 771
	Establishments with 1 to 4 employees	5 186	8 001	58 061	344 004
	Establishments with 5 to 9 employees	1 110	7 155	61 292	287 894
	Establishments with 10 to 19 employees	525	6 972	68 707	311 174
	Establishments with 20 to 49 employees	257	7 506	84 279	395 937
	Establishments with 50 to 99 employees	59	3 982	46 975	225 405
	Establishments with 100 to 249 employees	25	3 710	51 907	231 505
	Establishments with 250 to 499 employees	4	g	D	D
	Establishments with 500 to 999 employees	1	f	D	D
	Establishments with 1,000 employees or more	2	i	D	D
2361	Residential building construction				
	All establishments	5 854	26 755	264 452	1 246 221
	Establishments with 1 to 4 employees	4 583	6 923	47 403	278 730
	Establishments with 5 to 9 employees	826	5 259	41 710	194 801
	Establishments with 10 to 19 employees	317	4 105	36 676	163 523
	Establishments with 20 to 49 employees	97	2 725	27 133	127 218
	Establishments with 50 to 99 employees	19	g	D	D
	Establishments with 100 to 249 employees	10	1 444	19 325	94 329
	Establishments with 250 to 499 employees	—	—	—	—
	Establishments with 500 to 999 employees	—	—	—	—
	Establishments with 1,000 employees or more	2	i	D	D

See footnotes at end of table.

Table 2. Establishments, Employees, and Payroll by Industry and Employment Size of Establishments for the State: 2004—Con.

[Excludes most government employees, railroad employees, and self-employed persons. Size class 1 to 4 employees includes establishments having payroll, but no employees, during mid-March pay period. For meaning of abbreviations and symbols, see introductory text. For explanation of terms, see Appendix A. For statement on reliability, see the note at the end of the table and Appendix C]

NAICS code	Geography, kind of business, and employment size class	Establishments (number)	Paid employees for pay period including March 12 (number)	First-quarter payroll (\$1,000)	Annual payroll (\$1,000)
23	NEW JERSEY—Con.				
	Construction—Con.				
236	Construction of buildings—Con.				
2361	Residential building construction—Con.				
23611	Residential building construction				
	All establishments	5 854	26 755	264 452	1 246 221
	Establishments with 1 to 4 employees	4 583	6 923	47 403	278 730
	Establishments with 5 to 9 employees	826	5 259	41 710	194 801
	Establishments with 10 to 19 employees	317	4 105	36 676	163 523
	Establishments with 20 to 49 employees	97	2 725	27 133	127 218
	Establishments with 50 to 99 employees	19	g	D	D
	Establishments with 100 to 249 employees	10	1 444	19 325	94 329
	Establishments with 250 to 499 employees	—	—	—	—
	Establishments with 500 to 999 employees	—	—	—	—
	Establishments with 1,000 employees or more	2	i	D	D
236115	New single-family housing construction (except operative builders)				
	All establishments	2 927	15 093	162 230	743 083
	Establishments with 1 to 4 employees	2 276	3 434	24 718	152 285
	Establishments with 5 to 9 employees	448	2 812	21 461	99 133
	Establishments with 10 to 19 employees	154	1 985	17 494	77 374
	Establishments with 20 to 49 employees	36	943	8 129	37 737
	Establishments with 50 to 99 employees	8	f	D	D
	Establishments with 100 to 249 employees	3	348	6 869	28 716
	Establishments with 250 to 499 employees	—	—	—	—
	Establishments with 500 to 999 employees	—	—	—	—
	Establishments with 1,000 employees or more	2	i	D	D
236116	New multifamily housing construction (except operative builders)				
	All establishments	202	1 034	10 205	48 854
	Establishments with 1 to 4 employees	134	229	2 007	10 179
	Establishments with 5 to 9 employees	40	259	2 144	9 876
	Establishments with 10 to 19 employees	18	247	2 442	11 994
	Establishments with 20 to 49 employees	10	299	3 612	16 805
	Establishments with 50 to 99 employees	—	—	—	—
	Establishments with 100 to 249 employees	—	—	—	—
	Establishments with 250 to 499 employees	—	—	—	—
	Establishments with 500 to 999 employees	—	—	—	—
	Establishments with 1,000 employees or more	—	—	—	—
236117	New housing operative builders				
	All establishments	297	2 711	33 084	167 473
	Establishments with 1 to 4 employees	180	304	2 870	16 912
	Establishments with 5 to 9 employees	60	393	4 018	24 126
	Establishments with 10 to 19 employees	22	294	3 021	13 426
	Establishments with 20 to 49 employees	25	701	8 586	40 692
	Establishments with 50 to 99 employees	6	411	5 710	24 359
	Establishments with 100 to 249 employees	4	608	8 879	47 958
	Establishments with 250 to 499 employees	—	—	—	—
	Establishments with 500 to 999 employees	—	—	—	—
	Establishments with 1,000 employees or more	—	—	—	—
236118	Residential remodelers				
	All establishments	2 428	7 917	58 933	286 811
	Establishments with 1 to 4 employees	1 993	2 956	17 808	99 354
	Establishments with 5 to 9 employees	278	1 795	14 087	61 666
	Establishments with 10 to 19 employees	123	1 579	13 719	60 729
	Establishments with 20 to 49 employees	26	782	6 806	31 984
	Establishments with 50 to 99 employees	5	317	2 936	15 423
	Establishments with 100 to 249 employees	3	488	3 577	17 655
	Establishments with 250 to 499 employees	—	—	—	—
	Establishments with 500 to 999 employees	—	—	—	—
	Establishments with 1,000 employees or more	—	—	—	—
2362	Nonresidential building construction				
	All establishments	1 315	17 549	221 102	1 002 550
	Establishments with 1 to 4 employees	603	1 078	10 658	65 274
	Establishments with 5 to 9 employees	284	1 896	19 582	93 093
	Establishments with 10 to 19 employees	208	2 867	32 031	147 651
	Establishments with 20 to 49 employees	160	4 781	57 146	268 719
	Establishments with 50 to 99 employees	40	h	D	D
	Establishments with 100 to 249 employees	15	2 266	32 582	137 176
	Establishments with 250 to 499 employees	4	g	D	D
	Establishments with 500 to 999 employees	1	f	D	D
	Establishments with 1,000 employees or more	—	—	—	—
23621	Industrial building construction				
	All establishments	42	804	15 933	65 546
	Establishments with 1 to 4 employees	16	34	216	1 443
	Establishments with 5 to 9 employees	9	56	707	3 094
	Establishments with 10 to 19 employees	7	102	1 269	5 385
	Establishments with 20 to 49 employees	7	237	3 439	15 201
	Establishments with 50 to 99 employees	2	c	D	D
	Establishments with 100 to 249 employees	1	c	D	D
	Establishments with 250 to 499 employees	—	—	—	—
	Establishments with 500 to 999 employees	—	—	—	—
	Establishments with 1,000 employees or more	—	—	—	—

See footnotes at end of table.

Table 2. Establishments, Employees, and Payroll by Industry and Employment Size of Establishments for the State: 2004—Con.

[Excludes most government employees, railroad employees, and self-employed persons. Size class 1 to 4 employees includes establishments having payroll, but no employees, during mid-March pay period. For meaning of abbreviations and symbols, see introductory text. For explanation of terms, see Appendix A. For statement on reliability, see the note at the end of the table and Appendix C]

NAICS code	Geography, kind of business, and employment size class	Establishments (number)	Paid employees for pay period including March 12 (number)	First-quarter payroll (\$1,000)	Annual payroll (\$1,000)
23	NEW JERSEY—Con.				
	Construction—Con.				
236	Construction of buildings—Con.				
2362	Nonresidential building construction—Con.				
23621	Industrial building construction—Con.				
236210	Industrial building construction				
	All establishments	42	804	15 933	65 546
	Establishments with 1 to 4 employees	16	34	216	1 443
	Establishments with 5 to 9 employees	9	56	707	3 094
	Establishments with 10 to 19 employees	7	102	1 289	5 385
	Establishments with 20 to 49 employees	7	237	3 439	15 201
	Establishments with 50 to 99 employees	2	c	D	D
	Establishments with 100 to 249 employees	1	c	D	D
	Establishments with 250 to 499 employees	—	—	—	—
	Establishments with 500 to 999 employees	—	—	—	—
	Establishments with 1,000 employees or more	—	—	—	—
23622	Commercial and institutional building construction				
	All establishments	1 273	16 745	205 169	937 004
	Establishments with 1 to 4 employees	587	1 044	10 442	63 831
	Establishments with 5 to 9 employees	275	1 840	18 875	89 999
	Establishments with 10 to 19 employees	201	2 765	30 762	142 266
	Establishments with 20 to 49 employees	153	4 544	53 707	253 518
	Establishments with 50 to 99 employees	38	h	D	D
	Establishments with 100 to 249 employees	14	g	D	D
	Establishments with 250 to 499 employees	4	g	D	D
	Establishments with 500 to 999 employees	1	f	D	D
	Establishments with 1,000 employees or more	—	—	—	—
236220	Commercial and institutional building construction				
	All establishments	1 273	16 745	205 169	937 004
	Establishments with 1 to 4 employees	587	1 044	10 442	63 831
	Establishments with 5 to 9 employees	275	1 840	18 875	89 999
	Establishments with 10 to 19 employees	201	2 765	30 762	142 266
	Establishments with 20 to 49 employees	153	4 544	53 707	253 518
	Establishments with 50 to 99 employees	38	h	D	D
	Establishments with 100 to 249 employees	14	g	D	D
	Establishments with 250 to 499 employees	4	g	D	D
	Establishments with 500 to 999 employees	1	f	D	D
	Establishments with 1,000 employees or more	—	—	—	—
237	Heavy and civil engineering construction				
	All establishments	1 221	18 429	211 497	1 092 370
	Establishments with 1 to 4 employees	609	990	8 447	66 962
	Establishments with 5 to 9 employees	226	1 488	13 138	74 074
	Establishments with 10 to 19 employees	184	2 523	26 764	141 467
	Establishments with 20 to 49 employees	132	3 964	46 175	261 646
	Establishments with 50 to 99 employees	39	2 590	32 244	170 552
	Establishments with 100 to 249 employees	23	3 583	50 928	238 878
	Establishments with 250 to 499 employees	5	g	D	D
	Establishments with 500 to 999 employees	3	g	D	D
	Establishments with 1,000 employees or more	—	—	—	—
2371	Utility system construction				
	All establishments	432	8 082	88 837	415 310
	Establishments with 1 to 4 employees	188	316	2 540	15 290
	Establishments with 5 to 9 employees	82	541	4 844	23 174
	Establishments with 10 to 19 employees	79	1 064	13 721	63 803
	Establishments with 20 to 49 employees	55	1 598	18 890	90 068
	Establishments with 50 to 99 employees	14	f	D	D
	Establishments with 100 to 249 employees	8	g	D	D
	Establishments with 250 to 499 employees	4	1 260	15 560	64 381
	Establishments with 500 to 999 employees	2	g	D	D
	Establishments with 1,000 employees or more	—	—	—	—
23711	Water and sewer line and related structures construction				
	All establishments	304	4 349	50 276	236 718
	Establishments with 1 to 4 employees	141	252	2 017	12 551
	Establishments with 5 to 9 employees	63	417	3 540	17 313
	Establishments with 10 to 19 employees	51	695	9 114	40 956
	Establishments with 20 to 49 employees	35	1 017	10 931	53 619
	Establishments with 50 to 99 employees	7	e	D	D
	Establishments with 100 to 249 employees	5	783	12 318	54 290
	Establishments with 250 to 499 employees	2	f	D	D
	Establishments with 500 to 999 employees	—	—	—	—
	Establishments with 1,000 employees or more	—	—	—	—
237110	Water and sewer line and related structures construction				
	All establishments	304	4 349	50 276	236 718
	Establishments with 1 to 4 employees	141	252	2 017	12 551
	Establishments with 5 to 9 employees	63	417	3 540	17 313
	Establishments with 10 to 19 employees	51	695	9 114	40 956
	Establishments with 20 to 49 employees	35	1 017	10 931	53 619
	Establishments with 50 to 99 employees	7	e	D	D
	Establishments with 100 to 249 employees	5	783	12 318	54 290
	Establishments with 250 to 499 employees	2	f	D	D
	Establishments with 500 to 999 employees	—	—	—	—
	Establishments with 1,000 employees or more	—	—	—	—

See footnotes at end of table.

Table 2. Establishments, Employees, and Payroll by Industry and Employment Size of Establishments for the State: 2004—Con.

[Excludes most government employees, railroad employees, and self-employed persons. Size class 1 to 4 employees includes establishments having payroll, but no employees, during mid-March pay period. For meaning of abbreviations and symbols, see introductory text. For explanation of terms, see Appendix A. For statement on reliability, see the note at the end of the table and Appendix C]

NAICS code	Geography, kind of business, and employment size class	Establishments (number)	Paid employees for pay period including March 12 (number)	First-quarter payroll (\$1,000)	Annual payroll (\$1,000)
23	NEW JERSEY—Con.				
	Construction—Con.				
237	Heavy and civil engineering construction—Con.				
2371	Utility system construction—Con.				
23712	Oil and gas pipeline and related structures construction				
	All establishments	28	881	11 843	59 859
	Establishments with 1 to 4 employees	7	9	133	305
	Establishments with 5 to 9 employees	5	29	201	1 060
	Establishments with 10 to 19 employees	6	74	1 337	6 957
	Establishments with 20 to 49 employees	5	153	2 004	10 120
	Establishments with 50 to 99 employees	3	c	D	D
	Establishments with 100 to 249 employees	1	c	D	D
	Establishments with 250 to 499 employees	1	e	D	D
	Establishments with 500 to 999 employees	—	—	—	—
	Establishments with 1,000 employees or more	—	—	—	—
237120	Oil and gas pipeline and related structures construction				
	All establishments	28	881	11 843	59 859
	Establishments with 1 to 4 employees	7	9	133	305
	Establishments with 5 to 9 employees	5	29	201	1 060
	Establishments with 10 to 19 employees	6	74	1 337	6 957
	Establishments with 20 to 49 employees	5	153	2 004	10 120
	Establishments with 50 to 99 employees	3	c	D	D
	Establishments with 100 to 249 employees	1	c	D	D
	Establishments with 250 to 499 employees	1	e	D	D
	Establishments with 500 to 999 employees	—	—	—	—
	Establishments with 1,000 employees or more	—	—	—	—
23713	Power and communication line and related structures construction				
	All establishments	100	2 852	26 718	118 733
	Establishments with 1 to 4 employees	40	55	390	2 434
	Establishments with 5 to 9 employees	14	95	1 103	4 801
	Establishments with 10 to 19 employees	22	295	3 270	15 890
	Establishments with 20 to 49 employees	15	428	5 955	26 329
	Establishments with 50 to 99 employees	4	e	D	D
	Establishments with 100 to 249 employees	2	e	D	D
	Establishments with 250 to 499 employees	1	e	D	D
	Establishments with 500 to 999 employees	2	g	D	D
	Establishments with 1,000 employees or more	—	—	—	—
237130	Power and communication line and related structures construction				
	All establishments	100	2 852	26 718	118 733
	Establishments with 1 to 4 employees	40	55	390	2 434
	Establishments with 5 to 9 employees	14	95	1 103	4 801
	Establishments with 10 to 19 employees	22	295	3 270	15 890
	Establishments with 20 to 49 employees	15	428	5 955	26 329
	Establishments with 50 to 99 employees	4	e	D	D
	Establishments with 100 to 249 employees	2	e	D	D
	Establishments with 250 to 499 employees	1	e	D	D
	Establishments with 500 to 999 employees	2	g	D	D
	Establishments with 1,000 employees or more	—	—	—	—
2372	Land subdivision				
	All establishments	255	1 500	15 222	71 122
	Establishments with 1 to 4 employees	175	e	D	D
	Establishments with 5 to 9 employees	44	288	2 800	12 433
	Establishments with 10 to 19 employees	25	351	3 164	14 698
	Establishments with 20 to 49 employees	8	222	2 183	8 956
	Establishments with 50 to 99 employees	2	c	D	D
	Establishments with 100 to 249 employees	1	c	D	D
	Establishments with 250 to 499 employees	—	—	—	—
	Establishments with 500 to 999 employees	—	—	—	—
	Establishments with 1,000 employees or more	—	—	—	—
23721	Land subdivision				
	All establishments	255	1 500	15 222	71 122
	Establishments with 1 to 4 employees	175	e	D	D
	Establishments with 5 to 9 employees	44	288	2 800	12 433
	Establishments with 10 to 19 employees	25	351	3 164	14 698
	Establishments with 20 to 49 employees	8	222	2 183	8 956
	Establishments with 50 to 99 employees	2	c	D	D
	Establishments with 100 to 249 employees	1	c	D	D
	Establishments with 250 to 499 employees	—	—	—	—
	Establishments with 500 to 999 employees	—	—	—	—
	Establishments with 1,000 employees or more	—	—	—	—
237210	Land subdivision				
	All establishments	255	1 500	15 222	71 122
	Establishments with 1 to 4 employees	175	e	D	D
	Establishments with 5 to 9 employees	44	288	2 800	12 433
	Establishments with 10 to 19 employees	25	351	3 164	14 698
	Establishments with 20 to 49 employees	8	222	2 183	8 956
	Establishments with 50 to 99 employees	2	c	D	D
	Establishments with 100 to 249 employees	1	c	D	D
	Establishments with 250 to 499 employees	—	—	—	—
	Establishments with 500 to 999 employees	—	—	—	—
	Establishments with 1,000 employees or more	—	—	—	—

See footnotes at end of table.

Table 2. Establishments, Employees, and Payroll by Industry and Employment Size of Establishments for the State: 2004—Con.

[Excludes most government employees, railroad employees, and self-employed persons. Size class 1 to 4 employees includes establishments having payroll, but no employees, during mid-March pay period. For meaning of abbreviations and symbols, see introductory text. For explanation of terms, see Appendix A. For statement on reliability, see the note at the end of the table and Appendix C]

NAICS code	Geography, kind of business, and employment size class	Establishments (number)	Paid employees for pay period including March 12 (number)	First-quarter payroll (\$1,000)	Annual payroll (\$1,000)
	NEW JERSEY—Con.				
23	Construction—Con.				
237	Heavy and civil engineering construction—Con.				
2373	Highway, street, and bridge construction				
	All establishments	382	6 253	73 476	446 387
	Establishments with 1 to 4 employees	174	e	D	D
	Establishments with 5 to 9 employees	73	486	4 077	29 726
	Establishments with 10 to 19 employees	54	746	6 267	45 809
	Establishments with 20 to 49 employees	50	1 526	17 177	117 215
	Establishments with 50 to 99 employees	20	1 379	18 704	103 166
	Establishments with 100 to 249 employees	10	1 549	19 540	102 767
	Establishments with 250 to 499 employees	1	e	D	D
	Establishments with 500 to 999 employees	—	—	—	—
	Establishments with 1,000 employees or more	—	—	—	—
23731	Highway, street, and bridge construction				
	All establishments	382	6 253	73 476	446 387
	Establishments with 1 to 4 employees	174	e	D	D
	Establishments with 5 to 9 employees	73	486	4 077	29 726
	Establishments with 10 to 19 employees	54	746	6 267	45 809
	Establishments with 20 to 49 employees	50	1 526	17 177	117 215
	Establishments with 50 to 99 employees	20	1 379	18 704	103 166
	Establishments with 100 to 249 employees	10	1 549	19 540	102 767
	Establishments with 250 to 499 employees	1	e	D	D
	Establishments with 500 to 999 employees	—	—	—	—
	Establishments with 1,000 employees or more	—	—	—	—
237310	Highway, street, and bridge construction				
	All establishments	382	6 253	73 476	446 387
	Establishments with 1 to 4 employees	174	e	D	D
	Establishments with 5 to 9 employees	73	486	4 077	29 726
	Establishments with 10 to 19 employees	54	746	6 267	45 809
	Establishments with 20 to 49 employees	50	1 526	17 177	117 215
	Establishments with 50 to 99 employees	20	1 379	18 704	103 166
	Establishments with 100 to 249 employees	10	1 549	19 540	102 767
	Establishments with 250 to 499 employees	1	e	D	D
	Establishments with 500 to 999 employees	—	—	—	—
	Establishments with 1,000 employees or more	—	—	—	—
2379	Other heavy and civil engineering construction				
	All establishments	152	2 594	33 962	159 551
	Establishments with 1 to 4 employees	72	c	D	D
	Establishments with 5 to 9 employees	27	173	1 417	8 741
	Establishments with 10 to 19 employees	26	362	3 612	17 157
	Establishments with 20 to 49 employees	19	618	7 925	45 407
	Establishments with 50 to 99 employees	3	c	D	D
	Establishments with 100 to 249 employees	4	618	12 264	52 244
	Establishments with 250 to 499 employees	—	—	—	—
	Establishments with 500 to 999 employees	1	f	D	D
	Establishments with 1,000 employees or more	—	—	—	—
23799	Other heavy and civil engineering construction				
	All establishments	152	2 594	33 962	159 551
	Establishments with 1 to 4 employees	72	c	D	D
	Establishments with 5 to 9 employees	27	173	1 417	8 741
	Establishments with 10 to 19 employees	26	362	3 612	17 157
	Establishments with 20 to 49 employees	19	618	7 925	45 407
	Establishments with 50 to 99 employees	3	c	D	D
	Establishments with 100 to 249 employees	4	618	12 264	52 244
	Establishments with 250 to 499 employees	—	—	—	—
	Establishments with 500 to 999 employees	1	f	D	D
	Establishments with 1,000 employees or more	—	—	—	—
237990	Other heavy and civil engineering construction				
	All establishments	152	2 594	33 962	159 551
	Establishments with 1 to 4 employees	72	c	D	D
	Establishments with 5 to 9 employees	27	173	1 417	8 741
	Establishments with 10 to 19 employees	26	362	3 612	17 157
	Establishments with 20 to 49 employees	19	618	7 925	45 407
	Establishments with 50 to 99 employees	3	c	D	D
	Establishments with 100 to 249 employees	4	618	12 264	52 244
	Establishments with 250 to 499 employees	—	—	—	—
	Establishments with 500 to 999 employees	1	f	D	D
	Establishments with 1,000 employees or more	—	—	—	—
238	Specialty trade contractors				
	All establishments	16 312	114 156	1 150 130	5 415 193
	Establishments with 1 to 4 employees	11 175	17 594	116 498	720 770
	Establishments with 5 to 9 employees	2 601	16 907	137 402	659 820
	Establishments with 10 to 19 employees	1 415	18 878	178 614	857 016
	Establishments with 20 to 49 employees	797	23 695	267 643	1 225 638
	Establishments with 50 to 99 employees	205	13 775	159 059	728 029
	Establishments with 100 to 249 employees	95	13 641	163 557	719 719
	Establishments with 250 to 499 employees	20	6 803	91 312	375 165
	Establishments with 500 to 999 employees	3	g	D	D
	Establishments with 1,000 employees or more	1	g	D	D

See footnotes at end of table.

Table 2. Establishments, Employees, and Payroll by Industry and Employment Size of Establishments for the State: 2004—Con.

[Excludes most government employees, railroad employees, and self-employed persons. Size class 1 to 4 employees includes establishments having payroll, but no employees, during mid-March pay period. For meaning of abbreviations and symbols, see introductory text. For explanation of terms, see Appendix A. For statement on reliability, see the note at the end of the table and Appendix C]

NAICS code	Geography, kind of business, and employment size class	Establishments (number)	Paid employees for pay period including March 12 (number)	First-quarter payroll (\$1,000)	Annual payroll (\$1,000)
	NEW JERSEY—Con.				
23	Construction—Con.				
238	Specialty trade contractors—Con.				
2381	Foundation, structure, and building exterior contractors				
	All establishments	3 432	24 165	200 038	1 061 894
	Establishments with 1 to 4 employees	2 340	h	D	D
	Establishments with 5 to 9 employees	549	3 569	25 981	138 223
	Establishments with 10 to 19 employees	300	4 001	30 842	166 329
	Establishments with 20 to 49 employees	157	4 730	40 647	207 937
	Establishments with 50 to 99 employees	54	3 672	35 232	168 431
	Establishments with 100 to 249 employees	30	4 115	39 265	179 806
	Establishments with 250 to 499 employees	2	f	D	D
	Establishments with 500 to 999 employees	—	—	—	—
	Establishments with 1,000 employees or more	—	—	—	—
23811	Poured concrete foundation and structure contractors				
	All establishments	555	5 290	38 226	226 298
	Establishments with 1 to 4 employees	347	431	2 958	30 373
	Establishments with 5 to 9 employees	98	635	4 547	29 285
	Establishments with 10 to 19 employees	54	719	4 692	31 967
	Establishments with 20 to 49 employees	34	976	6 178	36 477
	Establishments with 50 to 99 employees	12	904	6 614	34 561
	Establishments with 100 to 249 employees	10	1 625	13 237	63 635
	Establishments with 250 to 499 employees	—	—	—	—
	Establishments with 500 to 999 employees	—	—	—	—
	Establishments with 1,000 employees or more	—	—	—	—
238110	Poured concrete foundation and structure contractors				
	All establishments	555	5 290	38 226	226 298
	Establishments with 1 to 4 employees	347	431	2 958	30 373
	Establishments with 5 to 9 employees	98	635	4 547	29 285
	Establishments with 10 to 19 employees	54	719	4 692	31 967
	Establishments with 20 to 49 employees	34	976	6 178	36 477
	Establishments with 50 to 99 employees	12	904	6 614	34 561
	Establishments with 100 to 249 employees	10	1 625	13 237	63 635
	Establishments with 250 to 499 employees	—	—	—	—
	Establishments with 500 to 999 employees	—	—	—	—
	Establishments with 1,000 employees or more	—	—	—	—
23812	Structural steel and precast concrete contractors				
	All establishments	130	2 466	28 959	141 993
	Establishments with 1 to 4 employees	56	c	D	D
	Establishments with 5 to 9 employees	22	146	1 676	7 774
	Establishments with 10 to 19 employees	21	295	3 182	15 899
	Establishments with 20 to 49 employees	19	628	7 093	34 706
	Establishments with 50 to 99 employees	6	370	4 727	19 942
	Establishments with 100 to 249 employees	5	556	5 978	22 124
	Establishments with 250 to 499 employees	1	e	D	D
	Establishments with 500 to 999 employees	—	—	—	—
	Establishments with 1,000 employees or more	—	—	—	—
238120	Structural steel and precast concrete contractors				
	All establishments	130	2 466	28 959	141 993
	Establishments with 1 to 4 employees	56	c	D	D
	Establishments with 5 to 9 employees	22	146	1 676	7 774
	Establishments with 10 to 19 employees	21	295	3 182	15 899
	Establishments with 20 to 49 employees	19	628	7 093	34 706
	Establishments with 50 to 99 employees	6	370	4 727	19 942
	Establishments with 100 to 249 employees	5	556	5 978	22 124
	Establishments with 250 to 499 employees	1	e	D	D
	Establishments with 500 to 999 employees	—	—	—	—
	Establishments with 1,000 employees or more	—	—	—	—
23813	Framing contractors				
	All establishments	471	2 435	18 181	83 922
	Establishments with 1 to 4 employees	329	531	3 363	19 658
	Establishments with 5 to 9 employees	84	524	3 265	14 828
	Establishments with 10 to 19 employees	37	475	3 613	17 406
	Establishments with 20 to 49 employees	15	446	3 689	16 496
	Establishments with 50 to 99 employees	5	e	D	D
	Establishments with 100 to 249 employees	1	c	D	D
	Establishments with 250 to 499 employees	—	—	—	—
	Establishments with 500 to 999 employees	—	—	—	—
	Establishments with 1,000 employees or more	—	—	—	—
238130	Framing contractors				
	All establishments	471	2 435	18 181	83 922
	Establishments with 1 to 4 employees	329	531	3 363	19 658
	Establishments with 5 to 9 employees	84	524	3 265	14 828
	Establishments with 10 to 19 employees	37	475	3 613	17 406
	Establishments with 20 to 49 employees	15	446	3 689	16 496
	Establishments with 50 to 99 employees	5	e	D	D
	Establishments with 100 to 249 employees	1	c	D	D
	Establishments with 250 to 499 employees	—	—	—	—
	Establishments with 500 to 999 employees	—	—	—	—
	Establishments with 1,000 employees or more	—	—	—	—

See footnotes at end of table.

Table 2. Establishments, Employees, and Payroll by Industry and Employment Size of Establishments for the State: 2004—Con.

[Excludes most government employees, railroad employees, and self-employed persons. Size class 1 to 4 employees includes establishments having payroll, but no employees, during mid-March pay period. For meaning of abbreviations and symbols, see introductory text. For explanation of terms, see Appendix A. For statement on reliability, see the note at the end of the table and Appendix C]

NAICS code	Geography, kind of business, and employment size class	Establishments (number)	Paid employees for pay period including March 12 (number)	First-quarter payroll (\$1,000)	Annual payroll (\$1,000)
23	NEW JERSEY—Con.				
	Construction—Con.				
238	Specialty trade contractors—Con.				
2381	Foundation, structure, and building exterior contractors—Con.				
23814	Masonry contractors				
	All establishments	1 027	5 518	40 208	234 635
	Establishments with 1 to 4 employees	778	1 049	5 628	49 647
	Establishments with 5 to 9 employees	138	906	5 822	32 071
	Establishments with 10 to 19 employees	64	835	5 305	30 076
	Establishments with 20 to 49 employees	30	937	8 064	43 498
	Establishments with 50 to 99 employees	9	f	D	D
	Establishments with 100 to 249 employees	7	864	8 216	41 389
	Establishments with 250 to 499 employees	1	e	D	D
	Establishments with 500 to 999 employees	—	—	—	—
	Establishments with 1,000 employees or more	—	—	—	—
238140	Masonry contractors				
	All establishments	1 027	5 518	40 208	234 635
	Establishments with 1 to 4 employees	778	1 049	5 628	49 647
	Establishments with 5 to 9 employees	138	906	5 822	32 071
	Establishments with 10 to 19 employees	64	835	5 305	30 076
	Establishments with 20 to 49 employees	30	937	8 064	43 498
	Establishments with 50 to 99 employees	9	f	D	D
	Establishments with 100 to 249 employees	7	864	8 216	41 389
	Establishments with 250 to 499 employees	1	e	D	D
	Establishments with 500 to 999 employees	—	—	—	—
	Establishments with 1,000 employees or more	—	—	—	—
23815	Glass and glazing contractors				
	All establishments	166	1 162	11 385	53 126
	Establishments with 1 to 4 employees	94	184	1 151	6 531
	Establishments with 5 to 9 employees	41	273	2 343	10 831
	Establishments with 10 to 19 employees	18	219	2 523	11 809
	Establishments with 20 to 49 employees	10	292	3 303	14 960
	Establishments with 50 to 99 employees	3	194	2 065	8 995
	Establishments with 100 to 249 employees	—	—	—	—
	Establishments with 250 to 499 employees	—	—	—	—
	Establishments with 500 to 999 employees	—	—	—	—
	Establishments with 1,000 employees or more	—	—	—	—
238150	Glass and glazing contractors				
	All establishments	166	1 162	11 385	53 126
	Establishments with 1 to 4 employees	94	184	1 151	6 531
	Establishments with 5 to 9 employees	41	273	2 343	10 831
	Establishments with 10 to 19 employees	18	219	2 523	11 809
	Establishments with 20 to 49 employees	10	292	3 303	14 960
	Establishments with 50 to 99 employees	3	194	2 065	8 995
	Establishments with 100 to 249 employees	—	—	—	—
	Establishments with 250 to 499 employees	—	—	—	—
	Establishments with 500 to 999 employees	—	—	—	—
	Establishments with 1,000 employees or more	—	—	—	—
23816	Roofing contractors				
	All establishments	535	4 131	36 110	190 652
	Establishments with 1 to 4 employees	334	519	2 890	20 174
	Establishments with 5 to 9 employees	94	622	4 718	26 220
	Establishments with 10 to 19 employees	61	829	6 934	36 233
	Establishments with 20 to 49 employees	31	942	7 539	41 115
	Establishments with 50 to 99 employees	11	699	7 038	37 914
	Establishments with 100 to 249 employees	4	520	6 991	28 996
	Establishments with 250 to 499 employees	—	—	—	—
	Establishments with 500 to 999 employees	—	—	—	—
	Establishments with 1,000 employees or more	—	—	—	—
238160	Roofing contractors				
	All establishments	535	4 131	36 110	190 652
	Establishments with 1 to 4 employees	334	519	2 890	20 174
	Establishments with 5 to 9 employees	94	622	4 718	26 220
	Establishments with 10 to 19 employees	61	829	6 934	36 233
	Establishments with 20 to 49 employees	31	942	7 539	41 115
	Establishments with 50 to 99 employees	11	699	7 038	37 914
	Establishments with 100 to 249 employees	4	520	6 991	28 996
	Establishments with 250 to 499 employees	—	—	—	—
	Establishments with 500 to 999 employees	—	—	—	—
	Establishments with 1,000 employees or more	—	—	—	—
23817	Siding contractors				
	All establishments	404	1 847	12 926	65 277
	Establishments with 1 to 4 employees	314	508	2 826	16 666
	Establishments with 5 to 9 employees	49	314	2 447	11 035
	Establishments with 10 to 19 employees	29	388	2 479	12 388
	Establishments with 20 to 49 employees	8	209	1 864	8 629
	Establishments with 50 to 99 employees	2	c	D	D
	Establishments with 100 to 249 employees	2	e	D	D
	Establishments with 250 to 499 employees	—	—	—	—
	Establishments with 500 to 999 employees	—	—	—	—
	Establishments with 1,000 employees or more	—	—	—	—

See footnotes at end of table.

Table 2. Establishments, Employees, and Payroll by Industry and Employment Size of Establishments for the State: 2004—Con.

[Excludes most government employees, railroad employees, and self-employed persons. Size class 1 to 4 employees includes establishments having payroll, but no employees, during mid-March pay period. For meaning of abbreviations and symbols, see introductory text. For explanation of terms, see Appendix A. For statement on reliability, see the note at the end of the table and Appendix C]

NAICS code	Geography, kind of business, and employment size class	Establishments (number)	Paid employees for pay period including March 12 (number)	First-quarter payroll (\$1,000)	Annual payroll (\$1,000)
23	NEW JERSEY—Con.				
	Construction—Con.				
238	Specialty trade contractors—Con.				
2381	Foundation, structure, and building exterior contractors—Con.				
23817	Siding contractors—Con.				
238170	Siding contractors				
	All establishments	404	1 847	12 926	65 277
	Establishments with 1 to 4 employees	314	508	2 826	16 666
	Establishments with 5 to 9 employees	49	314	2 447	11 035
	Establishments with 10 to 19 employees	29	388	2 479	12 388
	Establishments with 20 to 49 employees	8	209	1 864	8 629
	Establishments with 50 to 99 employees	2	c	D	D
	Establishments with 100 to 249 employees	2	e	D	D
	Establishments with 250 to 499 employees	—	—	—	—
	Establishments with 500 to 999 employees	—	—	—	—
	Establishments with 1,000 employees or more	—	—	—	—
23819	Other foundation, structure, and building exterior contractors				
	All establishments	144	1 316	14 043	65 991
	Establishments with 1 to 4 employees	88	c	D	D
	Establishments with 5 to 9 employees	23	149	1 163	6 179
	Establishments with 10 to 19 employees	16	241	2 114	10 551
	Establishments with 20 to 49 employees	10	300	2 917	12 056
	Establishments with 50 to 99 employees	6	387	5 352	23 395
	Establishments with 100 to 249 employees	1	c	D	D
	Establishments with 250 to 499 employees	—	—	—	—
	Establishments with 500 to 999 employees	—	—	—	—
	Establishments with 1,000 employees or more	—	—	—	—
238190	Other foundation, structure, and building exterior contractors				
	All establishments	144	1 316	14 043	65 991
	Establishments with 1 to 4 employees	88	c	D	D
	Establishments with 5 to 9 employees	23	149	1 163	6 179
	Establishments with 10 to 19 employees	16	241	2 114	10 551
	Establishments with 20 to 49 employees	10	300	2 917	12 056
	Establishments with 50 to 99 employees	6	387	5 352	23 395
	Establishments with 100 to 249 employees	1	c	D	D
	Establishments with 250 to 499 employees	—	—	—	—
	Establishments with 500 to 999 employees	—	—	—	—
	Establishments with 1,000 employees or more	—	—	—	—
2382	Building equipment contractors				
	All establishments	6 669	54 966	650 816	2 836 604
	Establishments with 1 to 4 employees	4 246	7 475	55 161	303 645
	Establishments with 5 to 9 employees	1 176	7 698	71 287	321 741
	Establishments with 10 to 19 employees	689	9 246	95 960	442 687
	Establishments with 20 to 49 employees	409	12 168	160 604	698 952
	Establishments with 50 to 99 employees	95	6 327	85 123	367 506
	Establishments with 100 to 249 employees	39	5 631	85 574	362 040
	Establishments with 250 to 499 employees	12	4 242	65 716	237 143
	Establishments with 500 to 999 employees	2	g	D	D
	Establishments with 1,000 employees or more	1	g	D	D
23821	Electrical Contractors				
	All establishments	2 839	24 225	290 201	1 266 429
	Establishments with 1 to 4 employees	1 803	3 241	23 832	126 082
	Establishments with 5 to 9 employees	529	h	D	D
	Establishments with 10 to 19 employees	287	3 758	38 039	178 870
	Establishments with 20 to 49 employees	158	4 691	60 312	266 775
	Establishments with 50 to 99 employees	35	2 406	33 489	141 148
	Establishments with 100 to 249 employees	19	2 854	44 625	201 779
	Establishments with 250 to 499 employees	6	g	D	D
	Establishments with 500 to 999 employees	1	f	D	D
	Establishments with 1,000 employees or more	1	g	D	D
238210	Electrical Contractors				
	All establishments	2 839	24 225	290 201	1 266 429
	Establishments with 1 to 4 employees	1 803	3 241	23 832	126 082
	Establishments with 5 to 9 employees	529	h	D	D
	Establishments with 10 to 19 employees	287	3 758	38 039	178 870
	Establishments with 20 to 49 employees	158	4 691	60 312	266 775
	Establishments with 50 to 99 employees	35	2 406	33 489	141 148
	Establishments with 100 to 249 employees	19	2 854	44 625	201 779
	Establishments with 250 to 499 employees	6	g	D	D
	Establishments with 500 to 999 employees	1	f	D	D
	Establishments with 1,000 employees or more	1	g	D	D
23822	Plumbing, heating, and air-conditioning contractors				
	All establishments	3 588	26 733	299 919	1 327 967
	Establishments with 1 to 4 employees	2 342	4 052	29 509	168 127
	Establishments with 5 to 9 employees	599	3 890	35 782	162 438
	Establishments with 10 to 19 employees	367	4 973	51 545	234 189
	Establishments with 20 to 49 employees	209	6 232	81 718	353 079
	Establishments with 50 to 99 employees	49	3 218	41 000	184 220
	Establishments with 100 to 249 employees	17	2 411	34 020	133 684
	Establishments with 250 to 499 employees	4	g	D	D
	Establishments with 500 to 999 employees	1	f	D	D
	Establishments with 1,000 employees or more	—	—	—	—

See footnotes at end of table.

Table 2. Establishments, Employees, and Payroll by Industry and Employment Size of Establishments for the State: 2004—Con.

[Excludes most government employees, railroad employees, and self-employed persons. Size class 1 to 4 employees includes establishments having payroll, but no employees, during mid-March pay period. For meaning of abbreviations and symbols, see introductory text. For explanation of terms, see Appendix A. For statement on reliability, see the note at the end of the table and Appendix C]

NAICS code	Geography, kind of business, and employment size class	Establishments (number)	Paid employees for pay period including March 12 (number)	First-quarter payroll (\$1,000)	Annual payroll (\$1,000)
23	NEW JERSEY—Con.				
	Construction—Con.				
238	Specialty trade contractors—Con.				
2382	Building equipment contractors—Con.				
23822	Plumbing, heating, and air-conditioning contractors—Con.				
238220	Plumbing, heating, and air-conditioning contractors				
	All establishments	3 588	26 733	299 919	1 327 967
	Establishments with 1 to 4 employees	2 342	4 052	29 509	168 127
	Establishments with 5 to 9 employees	599	3 890	35 782	162 438
	Establishments with 10 to 19 employees	367	4 973	51 545	234 189
	Establishments with 20 to 49 employees	209	6 232	81 718	353 079
	Establishments with 50 to 99 employees	49	3 218	41 000	184 220
	Establishments with 100 to 249 employees	17	2 411	34 020	133 684
	Establishments with 250 to 499 employees	4	g	D	D
	Establishments with 500 to 999 employees	1	f	D	D
	Establishments with 1,000 employees or more	—	—	—	—
23829	Other building equipment contractors				
	All establishments	242	4 008	60 696	242 208
	Establishments with 1 to 4 employees	101	182	1 820	9 436
	Establishments with 5 to 9 employees	48	e	D	D
	Establishments with 10 to 19 employees	35	515	6 376	29 628
	Establishments with 20 to 49 employees	42	1 245	18 574	79 098
	Establishments with 50 to 99 employees	11	703	10 634	42 138
	Establishments with 100 to 249 employees	3	366	6 929	26 577
	Establishments with 250 to 499 employees	2	f	D	D
	Establishments with 500 to 999 employees	—	—	—	—
	Establishments with 1,000 employees or more	—	—	—	—
238290	Other building equipment contractors				
	All establishments	242	4 008	60 696	242 208
	Establishments with 1 to 4 employees	101	182	1 820	9 436
	Establishments with 5 to 9 employees	48	e	D	D
	Establishments with 10 to 19 employees	35	515	6 376	29 628
	Establishments with 20 to 49 employees	42	1 245	18 574	79 098
	Establishments with 50 to 99 employees	11	703	10 634	42 138
	Establishments with 100 to 249 employees	3	366	6 929	26 577
	Establishments with 250 to 499 employees	2	f	D	D
	Establishments with 500 to 999 employees	—	—	—	—
	Establishments with 1,000 employees or more	—	—	—	—
2383	Building finishing contractors				
	All establishments	4 159	22 421	192 773	911 288
	Establishments with 1 to 4 employees	3 107	h	D	D
	Establishments with 5 to 9 employees	585	3 748	26 976	126 791
	Establishments with 10 to 19 employees	267	3 523	32 355	147 095
	Establishments with 20 to 49 employees	144	4 271	42 323	190 735
	Establishments with 50 to 99 employees	38	2 532	26 762	132 861
	Establishments with 100 to 249 employees	15	2 155	23 836	98 289
	Establishments with 250 to 499 employees	2	f	D	D
	Establishments with 500 to 999 employees	1	f	D	D
	Establishments with 1,000 employees or more	—	—	—	—
23831	Drywall and insulation contractors				
	All establishments	487	6 092	61 769	285 765
	Establishments with 1 to 4 employees	289	e	D	D
	Establishments with 5 to 9 employees	77	486	3 823	16 836
	Establishments with 10 to 19 employees	58	797	8 405	41 065
	Establishments with 20 to 49 employees	38	1 205	12 472	53 787
	Establishments with 50 to 99 employees	16	1 012	10 855	58 634
	Establishments with 100 to 249 employees	7	1 155	13 578	51 321
	Establishments with 250 to 499 employees	1	e	D	D
	Establishments with 500 to 999 employees	1	f	D	D
	Establishments with 1,000 employees or more	—	—	—	—
238310	Drywall and insulation contractors				
	All establishments	487	6 092	61 769	285 765
	Establishments with 1 to 4 employees	289	e	D	D
	Establishments with 5 to 9 employees	77	486	3 823	16 836
	Establishments with 10 to 19 employees	58	797	8 405	41 065
	Establishments with 20 to 49 employees	38	1 205	12 472	53 787
	Establishments with 50 to 99 employees	16	1 012	10 855	58 634
	Establishments with 100 to 249 employees	7	1 155	13 578	51 321
	Establishments with 250 to 499 employees	1	e	D	D
	Establishments with 500 to 999 employees	1	f	D	D
	Establishments with 1,000 employees or more	—	—	—	—
23832	Painting and wall covering contractors				
	All establishments	1 238	4 802	33 644	174 301
	Establishments with 1 to 4 employees	972	1 430	7 139	46 069
	Establishments with 5 to 9 employees	167	1 072	6 958	34 499
	Establishments with 10 to 19 employees	60	781	5 517	26 330
	Establishments with 20 to 49 employees	33	896	7 504	33 863
	Establishments with 50 to 99 employees	3	c	D	D
	Establishments with 100 to 249 employees	3	e	D	D
	Establishments with 250 to 499 employees	—	—	—	—
	Establishments with 500 to 999 employees	—	—	—	—
	Establishments with 1,000 employees or more	—	—	—	—

See footnotes at end of table.

Table 2. Establishments, Employees, and Payroll by Industry and Employment Size of Establishments for the State: 2004—Con.

[Excludes most government employees, railroad employees, and self-employed persons. Size class 1 to 4 employees includes establishments having payroll, but no employees, during mid-March pay period. For meaning of abbreviations and symbols, see introductory text. For explanation of terms, see Appendix A. For statement on reliability, see the note at the end of the table and Appendix C]

NAICS code	Geography, kind of business, and employment size class	Establishments (number)	Paid employees for pay period including March 12 (number)	First-quarter payroll (\$1,000)	Annual payroll (\$1,000)
23	NEW JERSEY—Con.				
	Construction—Con.				
238	Specialty trade contractors—Con.				
2383	Building finishing contractors—Con.				
23832	Painting and wall covering contractors—Con.				
238320	Painting and wall covering contractors				
	All establishments	1 238	4 802	33 644	174 301
	Establishments with 1 to 4 employees	972	1 430	7 139	46 069
	Establishments with 5 to 9 employees	167	1 072	6 958	34 499
	Establishments with 10 to 19 employees	60	781	5 517	26 330
	Establishments with 20 to 49 employees	33	896	7 504	33 863
	Establishments with 50 to 99 employees	3	c	D	D
	Establishments with 100 to 249 employees	3	e	D	D
	Establishments with 250 to 499 employees	—	—	—	—
	Establishments with 500 to 999 employees	—	—	—	—
	Establishments with 1,000 employees or more	—	—	—	—
23833	Flooring contractors				
	All establishments	538	2 640	24 186	109 448
	Establishments with 1 to 4 employees	402	f	D	D
	Establishments with 5 to 9 employees	74	473	3 389	15 128
	Establishments with 10 to 19 employees	38	511	4 863	21 070
	Establishments with 20 to 49 employees	18	503	5 122	23 246
	Establishments with 50 to 99 employees	4	288	4 257	19 785
	Establishments with 100 to 249 employees	2	e	D	D
	Establishments with 250 to 499 employees	—	—	—	—
	Establishments with 500 to 999 employees	—	—	—	—
	Establishments with 1,000 employees or more	—	—	—	—
238330	Flooring contractors				
	All establishments	538	2 640	24 186	109 448
	Establishments with 1 to 4 employees	402	f	D	D
	Establishments with 5 to 9 employees	74	473	3 389	15 128
	Establishments with 10 to 19 employees	38	511	4 863	21 070
	Establishments with 20 to 49 employees	18	503	5 122	23 246
	Establishments with 50 to 99 employees	4	288	4 257	19 785
	Establishments with 100 to 249 employees	2	e	D	D
	Establishments with 250 to 499 employees	—	—	—	—
	Establishments with 500 to 999 employees	—	—	—	—
	Establishments with 1,000 employees or more	—	—	—	—
23834	Tile and terrazzo contractors				
	All establishments	387	1 705	13 950	62 050
	Establishments with 1 to 4 employees	301	474	2 788	13 565
	Establishments with 5 to 9 employees	46	286	2 146	9 883
	Establishments with 10 to 19 employees	25	318	3 299	13 405
	Establishments with 20 to 49 employees	11	334	2 921	12 398
	Establishments with 50 to 99 employees	4	293	2 816	12 799
	Establishments with 100 to 249 employees	—	—	—	—
	Establishments with 250 to 499 employees	—	—	—	—
	Establishments with 500 to 999 employees	—	—	—	—
	Establishments with 1,000 employees or more	—	—	—	—
238340	Tile and terrazzo contractors				
	All establishments	387	1 705	13 950	62 050
	Establishments with 1 to 4 employees	301	474	2 788	13 565
	Establishments with 5 to 9 employees	46	286	2 146	9 883
	Establishments with 10 to 19 employees	25	318	3 299	13 405
	Establishments with 20 to 49 employees	11	334	2 921	12 398
	Establishments with 50 to 99 employees	4	293	2 816	12 799
	Establishments with 100 to 249 employees	—	—	—	—
	Establishments with 250 to 499 employees	—	—	—	—
	Establishments with 500 to 999 employees	—	—	—	—
	Establishments with 1,000 employees or more	—	—	—	—
23835	Finish carpentry contractors				
	All establishments	1 276	5 091	38 213	180 605
	Establishments with 1 to 4 employees	1 011	1 607	9 924	50 179
	Establishments with 5 to 9 employees	180	1 164	8 421	38 839
	Establishments with 10 to 19 employees	54	691	5 661	26 181
	Establishments with 20 to 49 employees	24	736	6 551	30 973
	Establishments with 50 to 99 employees	5	e	D	D
	Establishments with 100 to 249 employees	1	c	D	D
	Establishments with 250 to 499 employees	1	e	D	D
	Establishments with 500 to 999 employees	—	—	—	—
	Establishments with 1,000 employees or more	—	—	—	—
238350	Finish carpentry contractors				
	All establishments	1 276	5 091	38 213	180 605
	Establishments with 1 to 4 employees	1 011	1 607	9 924	50 179
	Establishments with 5 to 9 employees	180	1 164	8 421	38 839
	Establishments with 10 to 19 employees	54	691	5 661	26 181
	Establishments with 20 to 49 employees	24	736	6 551	30 973
	Establishments with 50 to 99 employees	5	e	D	D
	Establishments with 100 to 249 employees	1	c	D	D
	Establishments with 250 to 499 employees	1	e	D	D
	Establishments with 500 to 999 employees	—	—	—	—

See footnotes at end of table.

Table 2. Establishments, Employees, and Payroll by Industry and Employment Size of Establishments for the State: 2004—Con.

[Excludes most government employees, railroad employees, and self-employed persons. Size class 1 to 4 employees includes establishments having payroll, but no employees, during mid-March pay period. For meaning of abbreviations and symbols, see introductory text. For explanation of terms, see Appendix A. For statement on reliability, see the note at the end of the table and Appendix C]

NAICS code	Geography, kind of business, and employment size class	Establishments (number)	Paid employees for pay period including March 12 (number)	First-quarter payroll (\$1,000)	Annual payroll (\$1,000)
	NEW JERSEY—Con.				
23	Construction—Con.				
238	Specialty trade contractors—Con.				
2383	Building finishing contractors—Con.				
23835	Finish carpentry contractors—Con.				
238350	Finish carpentry contractors—Con.				
	All establishments—Con.				
	Establishments with 1,000 employees or more.....	—	—	—	—
23839	Other building finishing contractors				
	All establishments.....	233	2 091	21 011	99 119
	Establishments with 1 to 4 employees.....	132	c	D	D
	Establishments with 5 to 9 employees.....	41	267	2 239	11 606
	Establishments with 10 to 19 employees.....	32	425	4 610	19 044
	Establishments with 20 to 49 employees.....	20	597	7 753	36 468
	Establishments with 50 to 99 employees.....	6	e	D	D
	Establishments with 100 to 249 employees.....	2	c	D	D
	Establishments with 250 to 499 employees.....	—	—	—	—
	Establishments with 500 to 999 employees.....	—	—	—	—
	Establishments with 1,000 employees or more.....	—	—	—	—
238390	Other building finishing contractors				
	All establishments.....	233	2 091	21 011	99 119
	Establishments with 1 to 4 employees.....	132	c	D	D
	Establishments with 5 to 9 employees.....	41	267	2 239	11 606
	Establishments with 10 to 19 employees.....	32	425	4 610	19 044
	Establishments with 20 to 49 employees.....	20	597	7 753	36 468
	Establishments with 50 to 99 employees.....	6	e	D	D
	Establishments with 100 to 249 employees.....	2	c	D	D
	Establishments with 250 to 499 employees.....	—	—	—	—
	Establishments with 500 to 999 employees.....	—	—	—	—
	Establishments with 1,000 employees or more.....	—	—	—	—
2389	Other specialty trade contractors				
	All establishments.....	2 052	12 604	106 503	605 407
	Establishments with 1 to 4 employees.....	1 482	1 856	12 333	105 179
	Establishments with 5 to 9 employees.....	291	1 892	13 158	73 065
	Establishments with 10 to 19 employees.....	159	2 108	19 457	100 905
	Establishments with 20 to 49 employees.....	87	2 526	24 069	128 014
	Establishments with 50 to 99 employees.....	18	1 244	11 942	59 231
	Establishments with 100 to 249 employees.....	11	1 740	14 882	79 584
	Establishments with 250 to 499 employees.....	4	1 238	10 662	59 429
	Establishments with 500 to 999 employees.....	—	—	—	—
	Establishments with 1,000 employees or more.....	—	—	—	—
23891	Site preparation contractors				
	All establishments.....	940	8 305	75 640	405 728
	Establishments with 1 to 4 employees.....	627	f	D	D
	Establishments with 5 to 9 employees.....	149	954	7 524	40 222
	Establishments with 10 to 19 employees.....	81	1 087	10 986	54 937
	Establishments with 20 to 49 employees.....	57	1 704	17 418	91 897
	Establishments with 50 to 99 employees.....	13	917	9 874	47 289
	Establishments with 100 to 249 employees.....	9	g	D	D
	Establishments with 250 to 499 employees.....	4	1 238	10 662	59 429
	Establishments with 500 to 999 employees.....	—	—	—	—
	Establishments with 1,000 employees or more.....	—	—	—	—
238910	Site preparation contractors				
	All establishments.....	940	8 305	75 640	405 728
	Establishments with 1 to 4 employees.....	627	f	D	D
	Establishments with 5 to 9 employees.....	149	954	7 524	40 222
	Establishments with 10 to 19 employees.....	81	1 087	10 986	54 937
	Establishments with 20 to 49 employees.....	57	1 704	17 418	91 897
	Establishments with 50 to 99 employees.....	13	917	9 874	47 289
	Establishments with 100 to 249 employees.....	9	g	D	D
	Establishments with 250 to 499 employees.....	4	1 238	10 662	59 429
	Establishments with 500 to 999 employees.....	—	—	—	—
	Establishments with 1,000 employees or more.....	—	—	—	—
23899	All other specialty trade contractors				
	All establishments.....	1 112	4 299	30 863	199 679
	Establishments with 1 to 4 employees.....	855	f	D	D
	Establishments with 5 to 9 employees.....	142	938	5 634	32 843
	Establishments with 10 to 19 employees.....	78	1 021	8 471	45 968
	Establishments with 20 to 49 employees.....	30	822	6 651	36 117
	Establishments with 50 to 99 employees.....	5	327	2 068	11 942
	Establishments with 100 to 249 employees.....	2	e	D	D
	Establishments with 250 to 499 employees.....	—	—	—	—
	Establishments with 500 to 999 employees.....	—	—	—	—
	Establishments with 1,000 employees or more.....	—	—	—	—

See footnotes at end of table.

Table 2. Establishments, Employees, and Payroll by Industry and Employment Size of Establishments for the State: 2004—Con.

[Excludes most government employees, railroad employees, and self-employed persons. Size class 1 to 4 employees includes establishments having payroll, but no employees, during mid-March pay period. For meaning of abbreviations and symbols, see introductory text. For explanation of terms, see Appendix A. For statement on reliability, see the note at the end of the table and Appendix C]

NAICS code	Geography, kind of business, and employment size class	Establishments (number)	Paid employees for pay period including March 12 (number)	First-quarter payroll (\$1,000)	Annual payroll (\$1,000)
23	NEW JERSEY—Con.				
	Construction—Con.				
238	Specialty trade contractors—Con.				
2389	Other specialty trade contractors—Con.				
23899	All other specialty trade contractors—Con.				
238990	All other specialty trade contractors				
	All establishments	1 112	4 299	30 863	199 679
	Establishments with 1 to 4 employees	855	f	D	D
	Establishments with 5 to 9 employees	142	938	5 634	32 843
	Establishments with 10 to 19 employees	78	1 021	8 471	45 968
	Establishments with 20 to 49 employees	30	822	6 651	36 117
	Establishments with 50 to 99 employees	5	327	2 068	11 942
	Establishments with 100 to 249 employees	2	e	D	D
	Establishments with 250 to 499 employees	—	—	—	—
	Establishments with 500 to 999 employees	—	—	—	—
	Establishments with 1,000 employees or more	—	—	—	—
31-33	Manufacturing				
	All establishments	9 962	325 711	4 135 901	17 001 029
	Establishments with 1 to 4 employees	3 579	6 908	53 574	301 397
	Establishments with 5 to 9 employees	1 822	12 374	101 653	445 955
	Establishments with 10 to 19 employees	1 581	21 804	200 824	879 257
	Establishments with 20 to 49 employees	1 555	48 456	478 992	2 085 520
	Establishments with 50 to 99 employees	729	50 214	522 315	2 199 664
	Establishments with 100 to 249 employees	513	77 180	864 052	3 595 261
	Establishments with 250 to 499 employees	133	45 219	544 421	2 218 205
	Establishments with 500 to 999 employees	29	20 142	305 257	1 205 254
	Establishments with 1,000 employees or more	21	43 414	1 064 813	4 070 516
311	Food manufacturing				
	All establishments	962	29 135	252 694	1 069 261
	Establishments with 1 to 4 employees	364	730	3 377	21 702
	Establishments with 5 to 9 employees	177	1 215	6 260	28 357
	Establishments with 10 to 19 employees	163	2 220	14 273	60 119
	Establishments with 20 to 49 employees	116	3 551	23 765	109 267
	Establishments with 50 to 99 employees	69	4 801	43 581	179 378
	Establishments with 100 to 249 employees	51	7 957	76 942	320 895
	Establishments with 250 to 499 employees	19	6 837	64 979	273 183
	Establishments with 500 to 999 employees	3	1 824	19 517	76 360
	Establishments with 1,000 employees or more	—	—	—	—
3111	Animal food manufacturing				
	All establishments	10	589	5 116	21 084
	Establishments with 1 to 4 employees	2	a	D	D
	Establishments with 5 to 9 employees	2	a	D	D
	Establishments with 10 to 19 employees	2	b	D	D
	Establishments with 20 to 49 employees	2	b	D	D
	Establishments with 50 to 99 employees	—	—	—	—
	Establishments with 100 to 249 employees	1	c	D	D
	Establishments with 250 to 499 employees	1	e	D	D
	Establishments with 500 to 999 employees	—	—	—	—
	Establishments with 1,000 employees or more	—	—	—	—
31111	Animal food manufacturing				
	All establishments	10	589	5 116	21 084
	Establishments with 1 to 4 employees	2	a	D	D
	Establishments with 5 to 9 employees	2	a	D	D
	Establishments with 10 to 19 employees	2	b	D	D
	Establishments with 20 to 49 employees	2	b	D	D
	Establishments with 50 to 99 employees	—	—	—	—
	Establishments with 100 to 249 employees	1	c	D	D
	Establishments with 250 to 499 employees	1	e	D	D
	Establishments with 500 to 999 employees	—	—	—	—
	Establishments with 1,000 employees or more	—	—	—	—
311111	Dog and cat food manufacturing				
	All establishments	5	f	D	D
	Establishments with 1 to 4 employees	1	a	D	D
	Establishments with 5 to 9 employees	1	a	D	D
	Establishments with 10 to 19 employees	1	a	D	D
	Establishments with 20 to 49 employees	—	—	—	—
	Establishments with 50 to 99 employees	—	—	—	—
	Establishments with 100 to 249 employees	1	c	D	D
	Establishments with 250 to 499 employees	1	e	D	D
	Establishments with 500 to 999 employees	—	—	—	—
	Establishments with 1,000 employees or more	—	—	—	—
311119	Other animal food manufacturing				
	All establishments	5	b	D	D
	Establishments with 1 to 4 employees	1	a	D	D
	Establishments with 5 to 9 employees	1	a	D	D
	Establishments with 10 to 19 employees	1	a	D	D
	Establishments with 20 to 49 employees	2	b	D	D
	Establishments with 50 to 99 employees	—	—	—	—
	Establishments with 100 to 249 employees	—	—	—	—
	Establishments with 250 to 499 employees	—	—	—	—
	Establishments with 500 to 999 employees	—	—	—	—
	Establishments with 1,000 employees or more	—	—	—	—

See footnotes at end of table.

Table 2. Establishments, Employees, and Payroll by Industry and Employment Size of Establishments for the State: 2004—Con.

[Excludes most government employees, railroad employees, and self-employed persons. Size class 1 to 4 employees includes establishments having payroll, but no employees, during mid-March pay period. For meaning of abbreviations and symbols, see introductory text. For explanation of terms, see Appendix A. For statement on reliability, see the note at the end of the table and Appendix C]

NAICS code	Geography, kind of business, and employment size class	Establishments (number)	Paid employees for pay period including March 12 (number)	First-quarter payroll (\$1,000)	Annual payroll (\$1,000)
NEW JERSEY—Con.					
31-33	Manufacturing—Con.				
311	Food manufacturing—Con.				
3112	Grain and oilseed milling				
	All establishments	7	418	3 474	17 726
	Establishments with 1 to 4 employees	1	a	D	D
	Establishments with 5 to 9 employees	—	—	—	—
	Establishments with 10 to 19 employees	2	b	D	D
	Establishments with 20 to 49 employees	1	b	D	D
	Establishments with 50 to 99 employees	2	c	D	D
	Establishments with 100 to 249 employees	1	c	D	D
	Establishments with 250 to 499 employees	—	—	—	—
	Establishments with 500 to 999 employees	—	—	—	—
	Establishments with 1,000 employees or more	—	—	—	—
31121	Flour milling and malt manufacturing				
	All establishments	2	c	D	D
	Establishments with 1 to 4 employees	—	—	—	—
	Establishments with 5 to 9 employees	—	—	—	—
	Establishments with 10 to 19 employees	—	—	—	—
	Establishments with 20 to 49 employees	—	—	—	—
	Establishments with 50 to 99 employees	2	c	D	D
	Establishments with 100 to 249 employees	—	—	—	—
	Establishments with 250 to 499 employees	—	—	—	—
	Establishments with 500 to 999 employees	—	—	—	—
	Establishments with 1,000 employees or more	—	—	—	—
311211	Flour milling				
	All establishments	2	c	D	D
	Establishments with 1 to 4 employees	—	—	—	—
	Establishments with 5 to 9 employees	—	—	—	—
	Establishments with 10 to 19 employees	—	—	—	—
	Establishments with 20 to 49 employees	—	—	—	—
	Establishments with 50 to 99 employees	2	c	D	D
	Establishments with 100 to 249 employees	—	—	—	—
	Establishments with 250 to 499 employees	—	—	—	—
	Establishments with 500 to 999 employees	—	—	—	—
	Establishments with 1,000 employees or more	—	—	—	—
31122	Starch and vegetable fats and oils manufacturing				
	All establishments	5	e	D	D
	Establishments with 1 to 4 employees	1	a	D	D
	Establishments with 5 to 9 employees	—	—	—	—
	Establishments with 10 to 19 employees	2	b	D	D
	Establishments with 20 to 49 employees	1	b	D	D
	Establishments with 50 to 99 employees	—	—	—	—
	Establishments with 100 to 249 employees	1	c	D	D
	Establishments with 250 to 499 employees	—	—	—	—
	Establishments with 500 to 999 employees	—	—	—	—
	Establishments with 1,000 employees or more	—	—	—	—
311222	Soybean processing				
	All establishments	1	a	D	D
	Establishments with 1 to 4 employees	—	—	—	—
	Establishments with 5 to 9 employees	—	—	—	—
	Establishments with 10 to 19 employees	1	a	D	D
	Establishments with 20 to 49 employees	—	—	—	—
	Establishments with 50 to 99 employees	—	—	—	—
	Establishments with 100 to 249 employees	—	—	—	—
	Establishments with 250 to 499 employees	—	—	—	—
	Establishments with 500 to 999 employees	—	—	—	—
	Establishments with 1,000 employees or more	—	—	—	—
311223	Other oilseed processing				
	All establishments	1	a	D	D
	Establishments with 1 to 4 employees	—	—	—	—
	Establishments with 5 to 9 employees	—	—	—	—
	Establishments with 10 to 19 employees	1	a	D	D
	Establishments with 20 to 49 employees	—	—	—	—
	Establishments with 50 to 99 employees	—	—	—	—
	Establishments with 100 to 249 employees	—	—	—	—
	Establishments with 250 to 499 employees	—	—	—	—
	Establishments with 500 to 999 employees	—	—	—	—
	Establishments with 1,000 employees or more	—	—	—	—
311225	Fats and oils refining and blending				
	All establishments	3	e	D	D
	Establishments with 1 to 4 employees	1	a	D	D
	Establishments with 5 to 9 employees	—	—	—	—
	Establishments with 10 to 19 employees	—	—	—	—
	Establishments with 20 to 49 employees	1	b	D	D
	Establishments with 50 to 99 employees	—	—	—	—
	Establishments with 100 to 249 employees	1	c	D	D
	Establishments with 250 to 499 employees	—	—	—	—
	Establishments with 500 to 999 employees	—	—	—	—
	Establishments with 1,000 employees or more	—	—	—	—

See footnotes at end of table.

Table 2. Establishments, Employees, and Payroll by Industry and Employment Size of Establishments for the State: 2004—Con.

[Excludes most government employees, railroad employees, and self-employed persons. Size class 1 to 4 employees includes establishments having payroll, but no employees, during mid-March pay period. For meaning of abbreviations and symbols, see introductory text. For explanation of terms, see Appendix A. For statement on reliability, see the note at the end of the table and Appendix C]

NAICS code	Geography, kind of business, and employment size class	Establishments (number)	Paid employees for pay period including March 12 (number)	First-quarter payroll (\$1,000)	Annual payroll (\$1,000)
NEW JERSEY—Con.					
31-33	Manufacturing—Con.				
311	Food manufacturing—Con.				
3113	Sugar and confectionery product manufacturing				
	All establishments	86	1 660	17 248	75 068
	Establishments with 1 to 4 employees	35	b	D	D
	Establishments with 5 to 9 employees	20	c	D	D
	Establishments with 10 to 19 employees	16	c	D	D
	Establishments with 20 to 49 employees	7	198	772	3 394
	Establishments with 50 to 99 employees	5	e	D	D
	Establishments with 100 to 249 employees	2	e	D	D
	Establishments with 250 to 499 employees	1	e	D	D
	Establishments with 500 to 999 employees	—	—	—	—
	Establishments with 1,000 employees or more	—	—	—	—
31132	Chocolate and confectionery manufacturing from cacao beans				
	All establishments	12	290	2 872	12 991
	Establishments with 1 to 4 employees	4	a	D	D
	Establishments with 5 to 9 employees	2	a	D	D
	Establishments with 10 to 19 employees	2	b	D	D
	Establishments with 20 to 49 employees	1	b	D	D
	Establishments with 50 to 99 employees	3	c	D	D
	Establishments with 100 to 249 employees	—	—	—	—
	Establishments with 250 to 499 employees	—	—	—	—
	Establishments with 500 to 999 employees	—	—	—	—
	Establishments with 1,000 employees or more	—	—	—	—
311320	Chocolate and confectionery manufacturing from cacao beans				
	All establishments	12	290	2 872	12 991
	Establishments with 1 to 4 employees	4	a	D	D
	Establishments with 5 to 9 employees	2	a	D	D
	Establishments with 10 to 19 employees	2	b	D	D
	Establishments with 20 to 49 employees	1	b	D	D
	Establishments with 50 to 99 employees	3	c	D	D
	Establishments with 100 to 249 employees	—	—	—	—
	Establishments with 250 to 499 employees	—	—	—	—
	Establishments with 500 to 999 employees	—	—	—	—
	Establishments with 1,000 employees or more	—	—	—	—
31133	Confectionery manufacturing from purchased chocolate				
	All establishments	52	888	8 764	37 658
	Establishments with 1 to 4 employees	22	b	D	D
	Establishments with 5 to 9 employees	12	b	D	D
	Establishments with 10 to 19 employees	12	c	D	D
	Establishments with 20 to 49 employees	4	b	D	D
	Establishments with 50 to 99 employees	—	—	—	—
	Establishments with 100 to 249 employees	1	c	D	D
	Establishments with 250 to 499 employees	1	e	D	D
	Establishments with 500 to 999 employees	—	—	—	—
	Establishments with 1,000 employees or more	—	—	—	—
311330	Confectionery manufacturing from purchased chocolate				
	All establishments	52	888	8 764	37 658
	Establishments with 1 to 4 employees	22	b	D	D
	Establishments with 5 to 9 employees	12	b	D	D
	Establishments with 10 to 19 employees	12	c	D	D
	Establishments with 20 to 49 employees	4	b	D	D
	Establishments with 50 to 99 employees	—	—	—	—
	Establishments with 100 to 249 employees	1	c	D	D
	Establishments with 250 to 499 employees	1	e	D	D
	Establishments with 500 to 999 employees	—	—	—	—
	Establishments with 1,000 employees or more	—	—	—	—
31134	Nonchocolate confectionery manufacturing				
	All establishments	22	482	5 612	24 419
	Establishments with 1 to 4 employees	9	16	247	925
	Establishments with 5 to 9 employees	6	b	D	D
	Establishments with 10 to 19 employees	2	b	D	D
	Establishments with 20 to 49 employees	2	b	D	D
	Establishments with 50 to 99 employees	2	c	D	D
	Establishments with 100 to 249 employees	1	c	D	D
	Establishments with 250 to 499 employees	—	—	—	—
	Establishments with 500 to 999 employees	—	—	—	—
	Establishments with 1,000 employees or more	—	—	—	—
311340	Nonchocolate confectionery manufacturing				
	All establishments	22	482	5 612	24 419
	Establishments with 1 to 4 employees	9	16	247	925
	Establishments with 5 to 9 employees	6	b	D	D
	Establishments with 10 to 19 employees	2	b	D	D
	Establishments with 20 to 49 employees	2	b	D	D
	Establishments with 50 to 99 employees	2	c	D	D
	Establishments with 100 to 249 employees	1	c	D	D
	Establishments with 250 to 499 employees	—	—	—	—
	Establishments with 500 to 999 employees	—	—	—	—
	Establishments with 1,000 employees or more	—	—	—	—

See footnotes at end of table.

Table 2. Establishments, Employees, and Payroll by Industry and Employment Size of Establishments for the State: 2004—Con.

[Excludes most government employees, railroad employees, and self-employed persons. Size class 1 to 4 employees includes establishments having payroll, but no employees, during mid-March pay period. For meaning of abbreviations and symbols, see introductory text. For explanation of terms, see Appendix A. For statement on reliability, see the note at the end of the table and Appendix C]

NAICS code	Geography, kind of business, and employment size class	Establishments (number)	Paid employees for pay period including March 12 (number)	First-quarter payroll (\$1,000)	Annual payroll (\$1,000)
	NEW JERSEY—Con.				
31-33	Manufacturing—Con.				
311	Food manufacturing—Con.				
3114	Fruit and vegetable preserving and specialty food manufacturing				
	All establishments	42	2 963	33 196	137 511
	Establishments with 1 to 4 employees	11	b	D	D
	Establishments with 5 to 9 employees	2	a	D	D
	Establishments with 10 to 19 employees	6	b	D	D
	Establishments with 20 to 49 employees	5	c	D	D
	Establishments with 50 to 99 employees	10	748	10 200	37 688
	Establishments with 100 to 249 employees	4	583	5 334	20 732
	Establishments with 250 to 499 employees	4	1 353	14 969	67 189
	Establishments with 500 to 999 employees	—	—	—	—
	Establishments with 1,000 employees or more	—	—	—	—
31141	Frozen food manufacturing				
	All establishments	19	1 257	13 051	52 351
	Establishments with 1 to 4 employees	2	a	D	D
	Establishments with 5 to 9 employees	2	a	D	D
	Establishments with 10 to 19 employees	3	45	587	2 559
	Establishments with 20 to 49 employees	4	c	D	D
	Establishments with 50 to 99 employees	5	387	5 697	17 129
	Establishments with 100 to 249 employees	2	e	D	D
	Establishments with 250 to 499 employees	1	e	D	D
	Establishments with 500 to 999 employees	—	—	—	—
	Establishments with 1,000 employees or more	—	—	—	—
311411	Frozen fruit, juice, and vegetable manufacturing				
	All establishments	2	e	D	D
	Establishments with 1 to 4 employees	—	—	—	—
	Establishments with 5 to 9 employees	—	—	—	—
	Establishments with 10 to 19 employees	—	—	—	—
	Establishments with 20 to 49 employees	1	b	D	D
	Establishments with 50 to 99 employees	—	—	—	—
	Establishments with 100 to 249 employees	—	—	—	—
	Establishments with 250 to 499 employees	1	e	D	D
	Establishments with 500 to 999 employees	—	—	—	—
	Establishments with 1,000 employees or more	—	—	—	—
311412	Frozen specialty food manufacturing				
	All establishments	17	f	D	D
	Establishments with 1 to 4 employees	2	a	D	D
	Establishments with 5 to 9 employees	2	a	D	D
	Establishments with 10 to 19 employees	3	45	587	2 559
	Establishments with 20 to 49 employees	3	c	D	D
	Establishments with 50 to 99 employees	5	387	5 697	17 129
	Establishments with 100 to 249 employees	2	e	D	D
	Establishments with 250 to 499 employees	—	—	—	—
	Establishments with 500 to 999 employees	—	—	—	—
	Establishments with 1,000 employees or more	—	—	—	—
31142	Fruit and vegetable canning, pickling, and drying				
	All establishments	23	1 706	20 145	85 160
	Establishments with 1 to 4 employees	9	b	D	D
	Establishments with 5 to 9 employees	—	—	—	—
	Establishments with 10 to 19 employees	3	b	D	D
	Establishments with 20 to 49 employees	1	b	D	D
	Establishments with 50 to 99 employees	5	361	4 503	20 559
	Establishments with 100 to 249 employees	2	e	D	D
	Establishments with 250 to 499 employees	3	g	D	D
	Establishments with 500 to 999 employees	—	—	—	—
	Establishments with 1,000 employees or more	—	—	—	—
311421	Fruit and vegetable canning				
	All establishments	15	1 094	12 874	56 743
	Establishments with 1 to 4 employees	5	a	D	D
	Establishments with 5 to 9 employees	—	—	—	—
	Establishments with 10 to 19 employees	2	b	D	D
	Establishments with 20 to 49 employees	1	b	D	D
	Establishments with 50 to 99 employees	4	e	D	D
	Establishments with 100 to 249 employees	1	c	D	D
	Establishments with 250 to 499 employees	2	f	D	D
	Establishments with 500 to 999 employees	—	—	—	—
	Establishments with 1,000 employees or more	—	—	—	—
311422	Specialty canning				
	All establishments	5	f	D	D
	Establishments with 1 to 4 employees	3	a	D	D
	Establishments with 5 to 9 employees	—	—	—	—
	Establishments with 10 to 19 employees	—	—	—	—
	Establishments with 20 to 49 employees	—	—	—	—
	Establishments with 50 to 99 employees	—	—	—	—
	Establishments with 100 to 249 employees	1	c	D	D
	Establishments with 250 to 499 employees	1	e	D	D
	Establishments with 500 to 999 employees	—	—	—	—
	Establishments with 1,000 employees or more	—	—	—	—

See footnotes at end of table.

Table 2. Establishments, Employees, and Payroll by Industry and Employment Size of Establishments for the State: 2004—Con.

[Excludes most government employees, railroad employees, and self-employed persons. Size class 1 to 4 employees includes establishments having payroll, but no employees, during mid-March pay period. For meaning of abbreviations and symbols, see introductory text. For explanation of terms, see Appendix A. For statement on reliability, see the note at the end of the table and Appendix C]

NAICS code	Geography, kind of business, and employment size class	Establishments (number)	Paid employees for pay period including March 12 (number)	First-quarter payroll (\$1,000)	Annual payroll (\$1,000)
NEW JERSEY—Con.					
31-33	Manufacturing—Con.				
311	Food manufacturing—Con.				
3114	Fruit and vegetable preserving and specialty food manufacturing—Con.				
31142	Fruit and vegetable canning, pickling, and drying—Con.				
311423	Dried and dehydrated food manufacturing				
	All establishments	3	b	D	D
	Establishments with 1 to 4 employees	1	a	D	D
	Establishments with 5 to 9 employees	—	—	—	—
	Establishments with 10 to 19 employees	1	a	D	D
	Establishments with 20 to 49 employees	—	—	—	—
	Establishments with 50 to 99 employees	1	b	D	D
	Establishments with 100 to 249 employees	—	—	—	—
	Establishments with 250 to 499 employees	—	—	—	—
	Establishments with 500 to 999 employees	—	—	—	—
	Establishments with 1,000 employees or more	—	—	—	—
3115	Dairy product manufacturing				
	All establishments	47	3 145	27 968	110 909
	Establishments with 1 to 4 employees	10	a	D	D
	Establishments with 5 to 9 employees	7	b	D	D
	Establishments with 10 to 19 employees	7	101	1 265	3 824
	Establishments with 20 to 49 employees	8	289	1 960	9 727
	Establishments with 50 to 99 employees	5	337	2 661	11 460
	Establishments with 100 to 249 employees	7	1 055	8 834	37 363
	Establishments with 250 to 499 employees	2	f	D	D
	Establishments with 500 to 999 employees	1	f	D	D
	Establishments with 1,000 employees or more	—	—	—	—
31151	Dairy product (except frozen) manufacturing				
	All establishments	33	h	D	D
	Establishments with 1 to 4 employees	4	a	D	D
	Establishments with 5 to 9 employees	3	b	D	D
	Establishments with 10 to 19 employees	5	b	D	D
	Establishments with 20 to 49 employees	7	c	D	D
	Establishments with 50 to 99 employees	5	337	2 661	11 460
	Establishments with 100 to 249 employees	7	1 055	8 834	37 363
	Establishments with 250 to 499 employees	1	e	D	D
	Establishments with 500 to 999 employees	1	f	D	D
	Establishments with 1,000 employees or more	—	—	—	—
311511	Fluid milk manufacturing				
	All establishments	8	1 681	17 817	67 055
	Establishments with 1 to 4 employees	1	a	D	D
	Establishments with 5 to 9 employees	1	a	D	D
	Establishments with 10 to 19 employees	—	—	—	—
	Establishments with 20 to 49 employees	—	—	—	—
	Establishments with 50 to 99 employees	—	—	—	—
	Establishments with 100 to 249 employees	4	f	D	D
	Establishments with 250 to 499 employees	1	e	D	D
	Establishments with 500 to 999 employees	1	f	D	D
	Establishments with 1,000 employees or more	—	—	—	—
311513	Cheese manufacturing				
	All establishments	15	758	5 272	22 493
	Establishments with 1 to 4 employees	2	a	D	D
	Establishments with 5 to 9 employees	—	—	—	—
	Establishments with 10 to 19 employees	2	b	D	D
	Establishments with 20 to 49 employees	5	180	1 054	5 247
	Establishments with 50 to 99 employees	4	e	D	D
	Establishments with 100 to 249 employees	2	e	D	D
	Establishments with 250 to 499 employees	—	—	—	—
	Establishments with 500 to 999 employees	—	—	—	—
	Establishments with 1,000 employees or more	—	—	—	—
311514	Dry, condensed, and evaporated dairy product manufacturing				
	All establishments	10	e	D	D
	Establishments with 1 to 4 employees	1	a	D	D
	Establishments with 5 to 9 employees	2	a	D	D
	Establishments with 10 to 19 employees	3	37	888	2 116
	Establishments with 20 to 49 employees	2	b	D	D
	Establishments with 50 to 99 employees	1	b	D	D
	Establishments with 100 to 249 employees	1	c	D	D
	Establishments with 250 to 499 employees	—	—	—	—
	Establishments with 500 to 999 employees	—	—	—	—
	Establishments with 1,000 employees or more	—	—	—	—
31152	Ice cream and frozen dessert manufacturing				
	All establishments	14	e	D	D
	Establishments with 1 to 4 employees	6	a	D	D
	Establishments with 5 to 9 employees	4	b	D	D
	Establishments with 10 to 19 employees	2	b	D	D
	Establishments with 20 to 49 employees	1	b	D	D
	Establishments with 50 to 99 employees	—	—	—	—
	Establishments with 100 to 249 employees	—	—	—	—
	Establishments with 250 to 499 employees	1	e	D	D

See footnotes at end of table.

Table 2. Establishments, Employees, and Payroll by Industry and Employment Size of Establishments for the State: 2004—Con.

[Excludes most government employees, railroad employees, and self-employed persons. Size class 1 to 4 employees includes establishments having payroll, but no employees, during mid-March pay period. For meaning of abbreviations and symbols, see introductory text. For explanation of terms, see Appendix A. For statement on reliability, see the note at the end of the table and Appendix C]

NAICS code	Geography, kind of business, and employment size class	Establishments (number)	Paid employees for pay period including March 12 (number)	First-quarter payroll (\$1,000)	Annual payroll (\$1,000)
	NEW JERSEY—Con.				
31-33	Manufacturing—Con.				
311	Food manufacturing—Con.				
3115	Dairy product manufacturing—Con.				
31152	Ice cream and frozen dessert manufacturing—Con.				
	All establishments—Con.				
	Establishments with 500 to 999 employees	—	—	—	—
	Establishments with 1,000 employees or more	—	—	—	—
311520	Ice cream and frozen dessert manufacturing				
	All establishments	14	e	D	D
	Establishments with 1 to 4 employees	6	a	D	D
	Establishments with 5 to 9 employees	4	b	D	D
	Establishments with 10 to 19 employees	2	b	D	D
	Establishments with 20 to 49 employees	1	b	D	D
	Establishments with 50 to 99 employees	—	—	—	—
	Establishments with 100 to 249 employees	—	—	—	—
	Establishments with 250 to 499 employees	1	e	D	D
	Establishments with 500 to 999 employees	—	—	—	—
	Establishments with 1,000 employees or more	—	—	—	—
3116	Animal slaughtering and processing				
	All establishments	82	3 536	28 192	136 443
	Establishments with 1 to 4 employees	22	b	D	D
	Establishments with 5 to 9 employees	14	102	655	3 276
	Establishments with 10 to 19 employees	15	c	D	D
	Establishments with 20 to 49 employees	12	373	2 682	14 817
	Establishments with 50 to 99 employees	7	506	4 126	18 600
	Establishments with 100 to 249 employees	10	1 611	14 441	68 260
	Establishments with 250 to 499 employees	2	f	D	D
	Establishments with 500 to 999 employees	—	—	—	—
	Establishments with 1,000 employees or more	—	—	—	—
31161	Animal slaughtering and processing				
	All establishments	82	3 536	28 192	136 443
	Establishments with 1 to 4 employees	22	b	D	D
	Establishments with 5 to 9 employees	14	102	655	3 276
	Establishments with 10 to 19 employees	15	c	D	D
	Establishments with 20 to 49 employees	12	373	2 682	14 817
	Establishments with 50 to 99 employees	7	506	4 126	18 600
	Establishments with 100 to 249 employees	10	1 611	14 441	68 260
	Establishments with 250 to 499 employees	2	f	D	D
	Establishments with 500 to 999 employees	—	—	—	—
	Establishments with 1,000 employees or more	—	—	—	—
311611	Animal (except poultry) slaughtering				
	All establishments	25	e	D	D
	Establishments with 1 to 4 employees	8	a	D	D
	Establishments with 5 to 9 employees	5	36	190	1 136
	Establishments with 10 to 19 employees	5	b	D	D
	Establishments with 20 to 49 employees	6	c	D	D
	Establishments with 50 to 99 employees	—	—	—	—
	Establishments with 100 to 249 employees	1	c	D	D
	Establishments with 250 to 499 employees	—	—	—	—
	Establishments with 500 to 999 employees	—	—	—	—
	Establishments with 1,000 employees or more	—	—	—	—
311612	Meat processed from carcasses				
	All establishments	42	1 987	17 525	83 737
	Establishments with 1 to 4 employees	12	b	D	D
	Establishments with 5 to 9 employees	6	41	227	991
	Establishments with 10 to 19 employees	7	c	D	D
	Establishments with 20 to 49 employees	5	c	D	D
	Establishments with 50 to 99 employees	6	e	D	D
	Establishments with 100 to 249 employees	5	847	8 951	41 120
	Establishments with 250 to 499 employees	1	e	D	D
	Establishments with 500 to 999 employees	—	—	—	—
	Establishments with 1,000 employees or more	—	—	—	—
311613	Rendering and meat byproduct processing				
	All establishments	2	c	D	D
	Establishments with 1 to 4 employees	—	—	—	—
	Establishments with 5 to 9 employees	1	a	D	D
	Establishments with 10 to 19 employees	—	—	—	—
	Establishments with 20 to 49 employees	—	—	—	—
	Establishments with 50 to 99 employees	—	—	—	—
	Establishments with 100 to 249 employees	1	c	D	D
	Establishments with 250 to 499 employees	—	—	—	—
	Establishments with 500 to 999 employees	—	—	—	—
	Establishments with 1,000 employees or more	—	—	—	—

See footnotes at end of table.

Table 2. Establishments, Employees, and Payroll by Industry and Employment Size of Establishments for the State: 2004—Con.

[Excludes most government employees, railroad employees, and self-employed persons. Size class 1 to 4 employees includes establishments having payroll, but no employees, during mid-March pay period. For meaning of abbreviations and symbols, see introductory text. For explanation of terms, see Appendix A. For statement on reliability, see the note at the end of the table and Appendix C]

NAICS code	Geography, kind of business, and employment size class	Establishments (number)	Paid employees for pay period including March 12 (number)	First-quarter payroll (\$1,000)	Annual payroll (\$1,000)
NEW JERSEY—Con.					
31-33	Manufacturing—Con.				
311	Food manufacturing—Con.				
3116	Animal slaughtering and processing—Con.				
31161	Animal slaughtering and processing—Con.				
311615	Poultry processing				
	All establishments	13	989	6 386	31 490
	Establishments with 1 to 4 employees	2	a	D	D
	Establishments with 5 to 9 employees	2	a	D	D
	Establishments with 10 to 19 employees	3	b	D	D
	Establishments with 20 to 49 employees	1	b	D	D
	Establishments with 50 to 99 employees	1	b	D	D
	Establishments with 100 to 249 employees	3	f	D	D
	Establishments with 250 to 499 employees	1	e	D	D
	Establishments with 500 to 999 employees	—	—	—	—
	Establishments with 1,000 employees or more	—	—	—	—
3117	Seafood product preparation and packaging				
	All establishments	15	749	5 523	21 029
	Establishments with 1 to 4 employees	7	14	115	883
	Establishments with 5 to 9 employees	—	—	—	—
	Establishments with 10 to 19 employees	1	a	D	D
	Establishments with 20 to 49 employees	—	—	—	—
	Establishments with 50 to 99 employees	4	e	D	D
	Establishments with 100 to 249 employees	3	e	D	D
	Establishments with 250 to 499 employees	—	—	—	—
	Establishments with 500 to 999 employees	—	—	—	—
	Establishments with 1,000 employees or more	—	—	—	—
31171	Seafood product preparation and packaging				
	All establishments	15	749	5 523	21 029
	Establishments with 1 to 4 employees	7	14	115	883
	Establishments with 5 to 9 employees	—	—	—	—
	Establishments with 10 to 19 employees	1	a	D	D
	Establishments with 20 to 49 employees	—	—	—	—
	Establishments with 50 to 99 employees	4	e	D	D
	Establishments with 100 to 249 employees	3	e	D	D
	Establishments with 250 to 499 employees	—	—	—	—
	Establishments with 500 to 999 employees	—	—	—	—
	Establishments with 1,000 employees or more	—	—	—	—
311711	Seafood canning				
	All establishments	4	e	D	D
	Establishments with 1 to 4 employees	—	—	—	—
	Establishments with 5 to 9 employees	—	—	—	—
	Establishments with 10 to 19 employees	—	—	—	—
	Establishments with 20 to 49 employees	—	—	—	—
	Establishments with 50 to 99 employees	2	c	D	D
	Establishments with 100 to 249 employees	2	e	D	D
	Establishments with 250 to 499 employees	—	—	—	—
	Establishments with 500 to 999 employees	—	—	—	—
	Establishments with 1,000 employees or more	—	—	—	—
311712	Fresh and frozen seafood processing				
	All establishments	11	e	D	D
	Establishments with 1 to 4 employees	7	14	115	883
	Establishments with 5 to 9 employees	—	—	—	—
	Establishments with 10 to 19 employees	1	a	D	D
	Establishments with 20 to 49 employees	—	—	—	—
	Establishments with 50 to 99 employees	2	c	D	D
	Establishments with 100 to 249 employees	1	c	D	D
	Establishments with 250 to 499 employees	—	—	—	—
	Establishments with 500 to 999 employees	—	—	—	—
	Establishments with 1,000 employees or more	—	—	—	—
3118	Bakeries and tortilla manufacturing				
	All establishments	562	10 711	74 572	312 966
	Establishments with 1 to 4 employees	253	530	1 855	9 736
	Establishments with 5 to 9 employees	112	763	3 093	11 971
	Establishments with 10 to 19 employees	94	g	D	D
	Establishments with 20 to 49 employees	62	1 808	9 696	41 185
	Establishments with 50 to 99 employees	21	1 403	8 649	36 131
	Establishments with 100 to 249 employees	13	2 001	16 200	70 215
	Establishments with 250 to 499 employees	5	1 753	17 109	71 428
	Establishments with 500 to 999 employees	2	g	D	D
	Establishments with 1,000 employees or more	—	—	—	—
31181	Bread and bakery product manufacturing				
	All establishments	527	7 656	45 068	188 472
	Establishments with 1 to 4 employees	247	511	1 778	9 429
	Establishments with 5 to 9 employees	108	737	2 852	11 482
	Establishments with 10 to 19 employees	88	g	D	D
	Establishments with 20 to 49 employees	52	1 478	7 004	29 804
	Establishments with 50 to 99 employees	19	g	D	D
	Establishments with 100 to 249 employees	10	1 573	12 616	54 492
	Establishments with 250 to 499 employees	3	f	D	D
	Establishments with 500 to 999 employees	—	—	—	—
	Establishments with 1,000 employees or more	—	—	—	—

See footnotes at end of table.

Table 2. Establishments, Employees, and Payroll by Industry and Employment Size of Establishments for the State: 2004—Con.

[Excludes most government employees, railroad employees, and self-employed persons. Size class 1 to 4 employees includes establishments having payroll, but no employees, during mid-March pay period. For meaning of abbreviations and symbols, see introductory text. For explanation of terms, see Appendix A. For statement on reliability, see the note at the end of the table and Appendix C]

NAICS code	Geography, kind of business, and employment size class	Establishments (number)	Paid employees for pay period including March 12 (number)	First-quarter payroll (\$1,000)	Annual payroll (\$1,000)
	NEW JERSEY—Con.				
31-33	Manufacturing—Con.				
311	Food manufacturing—Con.				
3118	Bakeries and tortilla manufacturing—Con.				
31181	Bread and bakery product manufacturing—Con.				
311811	Retail bakeries				
	All establishments	403	3 437	14 031	57 889
	Establishments with 1 to 4 employees	203	436	1 489	7 701
	Establishments with 5 to 9 employees	85	f	D	D
	Establishments with 10 to 19 employees	77	f	D	D
	Establishments with 20 to 49 employees	30	f	D	D
	Establishments with 50 to 99 employees	6	355	1 850	7 451
	Establishments with 100 to 249 employees	2	e	D	D
	Establishments with 250 to 499 employees	—	—	—	—
	Establishments with 500 to 999 employees	—	—	—	—
	Establishments with 1,000 employees or more	—	—	—	—
311812	Commercial bakeries				
	All establishments	112	3 972	29 800	125 403
	Establishments with 1 to 4 employees	41	71	279	1 592
	Establishments with 5 to 9 employees	21	135	572	2 316
	Establishments with 10 to 19 employees	8	c	D	D
	Establishments with 20 to 49 employees	20	668	3 842	16 108
	Establishments with 50 to 99 employees	11	759	5 080	21 614
	Establishments with 100 to 249 employees	8	g	D	D
	Establishments with 250 to 499 employees	3	f	D	D
	Establishments with 500 to 999 employees	—	—	—	—
	Establishments with 1,000 employees or more	—	—	—	—
311813	Frozen cakes, pies, and other pastries manufacturing				
	All establishments	12	247	1 237	5 180
	Establishments with 1 to 4 employees	3	4	10	136
	Establishments with 5 to 9 employees	2	a	D	D
	Establishments with 10 to 19 employees	3	b	D	D
	Establishments with 20 to 49 employees	2	b	D	D
	Establishments with 50 to 99 employees	2	c	D	D
	Establishments with 100 to 249 employees	—	—	—	—
	Establishments with 250 to 499 employees	—	—	—	—
	Establishments with 500 to 999 employees	—	—	—	—
	Establishments with 1,000 employees or more	—	—	—	—
31182	Cookie, cracker, and pasta manufacturing				
	All establishments	34	h	D	D
	Establishments with 1 to 4 employees	6	19	77	307
	Establishments with 5 to 9 employees	4	26	241	489
	Establishments with 10 to 19 employees	6	c	D	D
	Establishments with 20 to 49 employees	9	e	D	D
	Establishments with 50 to 99 employees	2	c	D	D
	Establishments with 100 to 249 employees	3	428	3 584	15 723
	Establishments with 250 to 499 employees	2	f	D	D
	Establishments with 500 to 999 employees	2	g	D	D
	Establishments with 1,000 employees or more	—	—	—	—
311821	Cookie and cracker manufacturing				
	All establishments	17	2 139	19 609	82 694
	Establishments with 1 to 4 employees	2	a	D	D
	Establishments with 5 to 9 employees	1	a	D	D
	Establishments with 10 to 19 employees	5	b	D	D
	Establishments with 20 to 49 employees	4	132	1 225	4 777
	Establishments with 50 to 99 employees	1	b	D	D
	Establishments with 100 to 249 employees	1	c	D	D
	Establishments with 250 to 499 employees	1	e	D	D
	Establishments with 500 to 999 employees	2	g	D	D
	Establishments with 1,000 employees or more	—	—	—	—
311822	Flour mixes and dough manufacturing from purchased flour				
	All establishments	7	f	D	D
	Establishments with 1 to 4 employees	1	a	D	D
	Establishments with 5 to 9 employees	1	a	D	D
	Establishments with 10 to 19 employees	—	—	—	—
	Establishments with 20 to 49 employees	2	b	D	D
	Establishments with 50 to 99 employees	1	b	D	D
	Establishments with 100 to 249 employees	1	c	D	D
	Establishments with 250 to 499 employees	1	e	D	D
	Establishments with 500 to 999 employees	—	—	—	—
	Establishments with 1,000 employees or more	—	—	—	—
311823	Dry pasta manufacturing				
	All establishments	10	e	D	D
	Establishments with 1 to 4 employees	3	a	D	D
	Establishments with 5 to 9 employees	2	a	D	D
	Establishments with 10 to 19 employees	1	a	D	D
	Establishments with 20 to 49 employees	3	b	D	D
	Establishments with 50 to 99 employees	—	—	—	—
	Establishments with 100 to 249 employees	1	c	D	D
	Establishments with 250 to 499 employees	—	—	—	—
	Establishments with 500 to 999 employees	—	—	—	—

See footnotes at end of table.

Table 2. Establishments, Employees, and Payroll by Industry and Employment Size of Establishments for the State: 2004—Con.

[Excludes most government employees, railroad employees, and self-employed persons. Size class 1 to 4 employees includes establishments having payroll, but no employees, during mid-March pay period. For meaning of abbreviations and symbols, see introductory text. For explanation of terms, see Appendix A. For statement on reliability, see the note at the end of the table and Appendix C]

NAICS code	Geography, kind of business, and employment size class	Establishments (number)	Paid employees for pay period including March 12 (number)	First-quarter payroll (\$1,000)	Annual payroll (\$1,000)
	NEW JERSEY—Con.				
31-33	Manufacturing—Con.				
311	Food manufacturing—Con.				
3118	Bakeries and tortilla manufacturing—Con.				
31182	Cookie, cracker, and pasta manufacturing—Con.				
311823	Dry pasta manufacturing—Con.				
	All establishments—Con.				
	Establishments with 1,000 employees or more	—	—	—	—
31183	Tortilla manufacturing				
	All establishments	1	b	D	D
	Establishments with 1 to 4 employees	—	—	—	—
	Establishments with 5 to 9 employees	—	—	—	—
	Establishments with 10 to 19 employees	—	—	—	—
	Establishments with 20 to 49 employees	1	b	D	D
	Establishments with 50 to 99 employees	—	—	—	—
	Establishments with 100 to 249 employees	—	—	—	—
	Establishments with 250 to 499 employees	—	—	—	—
	Establishments with 500 to 999 employees	—	—	—	—
	Establishments with 1,000 employees or more	—	—	—	—
311830	Tortilla manufacturing				
	All establishments	1	b	D	D
	Establishments with 1 to 4 employees	—	—	—	—
	Establishments with 5 to 9 employees	—	—	—	—
	Establishments with 10 to 19 employees	—	—	—	—
	Establishments with 20 to 49 employees	1	b	D	D
	Establishments with 50 to 99 employees	—	—	—	—
	Establishments with 100 to 249 employees	—	—	—	—
	Establishments with 250 to 499 employees	—	—	—	—
	Establishments with 500 to 999 employees	—	—	—	—
	Establishments with 1,000 employees or more	—	—	—	—
3119	Other food manufacturing				
	All establishments	111	5 364	57 405	236 525
	Establishments with 1 to 4 employees	23	37	326	2 084
	Establishments with 5 to 9 employees	20	139	1 321	7 985
	Establishments with 10 to 19 employees	20	274	3 067	14 982
	Establishments with 20 to 49 employees	19	633	6 464	30 500
	Establishments with 50 to 99 employees	15	1 046	10 945	43 052
	Establishments with 100 to 249 employees	10	1 584	21 871	85 340
	Establishments with 250 to 499 employees	4	1 651	13 411	52 582
	Establishments with 500 to 999 employees	—	—	—	—
	Establishments with 1,000 employees or more	—	—	—	—
31191	Snack food manufacturing				
	All establishments	8	346	2 729	10 907
	Establishments with 1 to 4 employees	3	a	D	D
	Establishments with 5 to 9 employees	1	a	D	D
	Establishments with 10 to 19 employees	1	a	D	D
	Establishments with 20 to 49 employees	—	—	—	—
	Establishments with 50 to 99 employees	2	c	D	D
	Establishments with 100 to 249 employees	1	c	D	D
	Establishments with 250 to 499 employees	—	—	—	—
	Establishments with 500 to 999 employees	—	—	—	—
	Establishments with 1,000 employees or more	—	—	—	—
311911	Roasted nuts and peanut butter manufacturing				
	All establishments	1	a	D	D
	Establishments with 1 to 4 employees	—	—	—	—
	Establishments with 5 to 9 employees	1	a	D	D
	Establishments with 10 to 19 employees	—	—	—	—
	Establishments with 20 to 49 employees	—	—	—	—
	Establishments with 50 to 99 employees	—	—	—	—
	Establishments with 100 to 249 employees	—	—	—	—
	Establishments with 250 to 499 employees	—	—	—	—
	Establishments with 500 to 999 employees	—	—	—	—
	Establishments with 1,000 employees or more	—	—	—	—
311919	Other snack food manufacturing				
	All establishments	7	e	D	D
	Establishments with 1 to 4 employees	3	a	D	D
	Establishments with 5 to 9 employees	—	—	—	—
	Establishments with 10 to 19 employees	1	a	D	D
	Establishments with 20 to 49 employees	—	—	—	—
	Establishments with 50 to 99 employees	2	c	D	D
	Establishments with 100 to 249 employees	1	c	D	D
	Establishments with 250 to 499 employees	—	—	—	—
	Establishments with 500 to 999 employees	—	—	—	—
	Establishments with 1,000 employees or more	—	—	—	—

See footnotes at end of table.

Table 2. Establishments, Employees, and Payroll by Industry and Employment Size of Establishments for the State: 2004—Con.

[Excludes most government employees, railroad employees, and self-employed persons. Size class 1 to 4 employees includes establishments having payroll, but no employees, during mid-March pay period. For meaning of abbreviations and symbols, see introductory text. For explanation of terms, see Appendix A. For statement on reliability, see the note at the end of the table and Appendix C]

NAICS code	Geography, kind of business, and employment size class	Establishments (number)	Paid employees for pay period including March 12 (number)	First-quarter payroll (\$1,000)	Annual payroll (\$1,000)
	NEW JERSEY—Con.				
31-33	Manufacturing—Con.				
311	Food manufacturing—Con.				
3119	Other food manufacturing—Con.				
31192	Coffee and tea manufacturing				
	All establishments	9	481	6 496	25 813
	Establishments with 1 to 4 employees	3	6	32	368
	Establishments with 5 to 9 employees	1	a	D	D
	Establishments with 10 to 19 employees	1	a	D	D
	Establishments with 20 to 49 employees	1	b	D	D
	Establishments with 50 to 99 employees	1	b	D	D
	Establishments with 100 to 249 employees	2	e	D	D
	Establishments with 250 to 499 employees	—	—	—	—
	Establishments with 500 to 999 employees	—	—	—	—
	Establishments with 1,000 employees or more	—	—	—	—
311920	Coffee and tea manufacturing				
	All establishments	9	481	6 496	25 813
	Establishments with 1 to 4 employees	3	6	32	368
	Establishments with 5 to 9 employees	1	a	D	D
	Establishments with 10 to 19 employees	1	a	D	D
	Establishments with 20 to 49 employees	1	b	D	D
	Establishments with 50 to 99 employees	1	b	D	D
	Establishments with 100 to 249 employees	2	e	D	D
	Establishments with 250 to 499 employees	—	—	—	—
	Establishments with 500 to 999 employees	—	—	—	—
	Establishments with 1,000 employees or more	—	—	—	—
31193	Flavoring syrup and concentrate manufacturing				
	All establishments	13	337	3 558	15 147
	Establishments with 1 to 4 employees	1	a	D	D
	Establishments with 5 to 9 employees	—	—	—	—
	Establishments with 10 to 19 employees	4	b	D	D
	Establishments with 20 to 49 employees	7	218	2 156	8 623
	Establishments with 50 to 99 employees	1	b	D	D
	Establishments with 100 to 249 employees	—	—	—	—
	Establishments with 250 to 499 employees	—	—	—	—
	Establishments with 500 to 999 employees	—	—	—	—
	Establishments with 1,000 employees or more	—	—	—	—
311930	Flavoring syrup and concentrate manufacturing				
	All establishments	13	337	3 558	15 147
	Establishments with 1 to 4 employees	1	a	D	D
	Establishments with 5 to 9 employees	—	—	—	—
	Establishments with 10 to 19 employees	4	b	D	D
	Establishments with 20 to 49 employees	7	218	2 156	8 623
	Establishments with 50 to 99 employees	1	b	D	D
	Establishments with 100 to 249 employees	—	—	—	—
	Establishments with 250 to 499 employees	—	—	—	—
	Establishments with 500 to 999 employees	—	—	—	—
	Establishments with 1,000 employees or more	—	—	—	—
31194	Seasoning and dressing manufacturing				
	All establishments	30	1 688	17 069	73 262
	Establishments with 1 to 4 employees	4	a	D	D
	Establishments with 5 to 9 employees	6	b	D	D
	Establishments with 10 to 19 employees	3	b	D	D
	Establishments with 20 to 49 employees	8	283	3 103	16 294
	Establishments with 50 to 99 employees	5	345	3 821	16 486
	Establishments with 100 to 249 employees	3	e	D	D
	Establishments with 250 to 499 employees	1	e	D	D
	Establishments with 500 to 999 employees	—	—	—	—
	Establishments with 1,000 employees or more	—	—	—	—
311941	Mayonnaise, dressing, and other prepared sauce manufacturing				
	All establishments	13	447	3 739	16 776
	Establishments with 1 to 4 employees	3	a	D	D
	Establishments with 5 to 9 employees	3	b	D	D
	Establishments with 10 to 19 employees	—	—	—	—
	Establishments with 20 to 49 employees	3	113	937	4 230
	Establishments with 50 to 99 employees	3	c	D	D
	Establishments with 100 to 249 employees	1	c	D	D
	Establishments with 250 to 499 employees	—	—	—	—
	Establishments with 500 to 999 employees	—	—	—	—
	Establishments with 1,000 employees or more	—	—	—	—
311942	Spice and extract manufacturing				
	All establishments	17	1 241	13 330	56 486
	Establishments with 1 to 4 employees	1	a	D	D
	Establishments with 5 to 9 employees	3	a	D	D
	Establishments with 10 to 19 employees	3	b	D	D
	Establishments with 20 to 49 employees	5	170	2 166	12 064
	Establishments with 50 to 99 employees	2	c	D	D
	Establishments with 100 to 249 employees	2	e	D	D
	Establishments with 250 to 499 employees	1	e	D	D
	Establishments with 500 to 999 employees	—	—	—	—
	Establishments with 1,000 employees or more	—	—	—	—

See footnotes at end of table.

Table 2. Establishments, Employees, and Payroll by Industry and Employment Size of Establishments for the State: 2004—Con.

[Excludes most government employees, railroad employees, and self-employed persons. Size class 1 to 4 employees includes establishments having payroll, but no employees, during mid-March pay period. For meaning of abbreviations and symbols, see introductory text. For explanation of terms, see Appendix A. For statement on reliability, see the note at the end of the table and Appendix C]

NAICS code	Geography, kind of business, and employment size class	Establishments (number)	Paid employees for pay period including March 12 (number)	First-quarter payroll (\$1,000)	Annual payroll (\$1,000)
NEW JERSEY—Con.					
31-33	Manufacturing—Con.				
311	Food manufacturing—Con.				
3119	Other food manufacturing—Con.				
31199	All other food manufacturing				
	All establishments	51	2 512	27 553	111 396
	Establishments with 1 to 4 employees	12	a	D	D
	Establishments with 5 to 9 employees	12	79	712	4 971
	Establishments with 10 to 19 employees	11	143	1 265	6 374
	Establishments with 20 to 49 employees	3	c	D	D
	Establishments with 50 to 99 employees	6	403	3 944	13 897
	Establishments with 100 to 249 employees	4	603	10 193	39 760
	Establishments with 250 to 499 employees	3	g	D	D
	Establishments with 500 to 999 employees	—	—	—	—
	Establishments with 1,000 employees or more	—	—	—	—
31191	Perishable prepared food manufacturing				
	All establishments	16	414	3 021	12 805
	Establishments with 1 to 4 employees	3	a	D	D
	Establishments with 5 to 9 employees	4	b	D	D
	Establishments with 10 to 19 employees	4	47	223	963
	Establishments with 20 to 49 employees	1	b	D	D
	Establishments with 50 to 99 employees	3	c	D	D
	Establishments with 100 to 249 employees	1	c	D	D
	Establishments with 250 to 499 employees	—	—	—	—
	Establishments with 500 to 999 employees	—	—	—	—
	Establishments with 1,000 employees or more	—	—	—	—
31199	All other miscellaneous food manufacturing				
	All establishments	35	2 098	24 532	98 591
	Establishments with 1 to 4 employees	9	11	129	690
	Establishments with 5 to 9 employees	8	b	D	D
	Establishments with 10 to 19 employees	7	96	1 042	5 411
	Establishments with 20 to 49 employees	2	b	D	D
	Establishments with 50 to 99 employees	3	c	D	D
	Establishments with 100 to 249 employees	3	e	D	D
	Establishments with 250 to 499 employees	3	g	D	D
	Establishments with 500 to 999 employees	—	—	—	—
	Establishments with 1,000 employees or more	—	—	—	—
312	Beverage and tobacco product manufacturing				
	All establishments	48	3 120	34 887	152 758
	Establishments with 1 to 4 employees	21	32	266	4 336
	Establishments with 5 to 9 employees	7	b	D	D
	Establishments with 10 to 19 employees	6	b	D	D
	Establishments with 20 to 49 employees	5	c	D	D
	Establishments with 50 to 99 employees	1	b	D	D
	Establishments with 100 to 249 employees	3	f	D	D
	Establishments with 250 to 499 employees	3	f	D	D
	Establishments with 500 to 999 employees	2	g	D	D
	Establishments with 1,000 employees or more	—	—	—	—
3121	Beverage manufacturing				
	All establishments	45	h	D	D
	Establishments with 1 to 4 employees	19	b	D	D
	Establishments with 5 to 9 employees	7	b	D	D
	Establishments with 10 to 19 employees	6	b	D	D
	Establishments with 20 to 49 employees	4	b	D	D
	Establishments with 50 to 99 employees	1	c	D	D
	Establishments with 100 to 249 employees	3	f	D	D
	Establishments with 250 to 499 employees	3	f	D	D
	Establishments with 500 to 999 employees	2	g	D	D
	Establishments with 1,000 employees or more	—	—	—	—
31211	Soft drink and ice manufacturing				
	All establishments	32	g	D	D
	Establishments with 1 to 4 employees	13	b	D	D
	Establishments with 5 to 9 employees	5	b	D	D
	Establishments with 10 to 19 employees	5	b	D	D
	Establishments with 20 to 49 employees	2	b	D	D
	Establishments with 50 to 99 employees	1	b	D	D
	Establishments with 100 to 249 employees	2	e	D	D
	Establishments with 250 to 499 employees	3	f	D	D
	Establishments with 500 to 999 employees	1	f	D	D
	Establishments with 1,000 employees or more	—	—	—	—
312111	Soft drink manufacturing				
	All establishments	17	g	D	D
	Establishments with 1 to 4 employees	3	a	D	D
	Establishments with 5 to 9 employees	3	a	D	D
	Establishments with 10 to 19 employees	2	b	D	D
	Establishments with 20 to 49 employees	2	b	D	D
	Establishments with 50 to 99 employees	1	b	D	D
	Establishments with 100 to 249 employees	2	e	D	D
	Establishments with 250 to 499 employees	3	f	D	D
	Establishments with 500 to 999 employees	1	f	D	D
	Establishments with 1,000 employees or more	—	—	—	—

See footnotes at end of table.

Table 2. Establishments, Employees, and Payroll by Industry and Employment Size of Establishments for the State: 2004—Con.

[Excludes most government employees, railroad employees, and self-employed persons. Size class 1 to 4 employees includes establishments having payroll, but no employees, during mid-March pay period. For meaning of abbreviations and symbols, see introductory text. For explanation of terms, see Appendix A. For statement on reliability, see the note at the end of the table and Appendix C]

NAICS code	Geography, kind of business, and employment size class	Establishments (number)	Paid employees for pay period including March 12 (number)	First-quarter payroll (\$1,000)	Annual payroll (\$1,000)
31-33	NEW JERSEY—Con.				
	Manufacturing—Con.				
312	Beverage and tobacco product manufacturing—Con.				
3121	Beverage manufacturing—Con.				
31211	Soft drink and ice manufacturing—Con.				
312112	Bottled water manufacturing				
	All establishments	4	a	D	D
	Establishments with 1 to 4 employees	4	a	D	D
	Establishments with 5 to 9 employees	—	—	—	—
	Establishments with 10 to 19 employees	—	—	—	—
	Establishments with 20 to 49 employees	—	—	—	—
	Establishments with 50 to 99 employees	—	—	—	—
	Establishments with 100 to 249 employees	—	—	—	—
	Establishments with 250 to 499 employees	—	—	—	—
	Establishments with 500 to 999 employees	—	—	—	—
	Establishments with 1,000 employees or more	—	—	—	—
312113	Ice manufacturing				
	All establishments	11	b	D	D
	Establishments with 1 to 4 employees	6	a	D	D
	Establishments with 5 to 9 employees	2	a	D	D
	Establishments with 10 to 19 employees	3	b	D	D
	Establishments with 20 to 49 employees	—	—	—	—
	Establishments with 50 to 99 employees	—	—	—	—
	Establishments with 100 to 249 employees	—	—	—	—
	Establishments with 250 to 499 employees	—	—	—	—
	Establishments with 500 to 999 employees	—	—	—	—
	Establishments with 1,000 employees or more	—	—	—	—
31212	Breweries				
	All establishments	2	f	D	D
	Establishments with 1 to 4 employees	—	—	—	—
	Establishments with 5 to 9 employees	1	a	D	D
	Establishments with 10 to 19 employees	—	—	—	—
	Establishments with 20 to 49 employees	—	—	—	—
	Establishments with 50 to 99 employees	—	—	—	—
	Establishments with 100 to 249 employees	—	—	—	—
	Establishments with 250 to 499 employees	—	—	—	—
	Establishments with 500 to 999 employees	1	f	D	D
	Establishments with 1,000 employees or more	—	—	—	—
312120	Breweries				
	All establishments	2	f	D	D
	Establishments with 1 to 4 employees	—	—	—	—
	Establishments with 5 to 9 employees	1	a	D	D
	Establishments with 10 to 19 employees	—	—	—	—
	Establishments with 20 to 49 employees	—	—	—	—
	Establishments with 50 to 99 employees	—	—	—	—
	Establishments with 100 to 249 employees	—	—	—	—
	Establishments with 250 to 499 employees	—	—	—	—
	Establishments with 500 to 999 employees	1	f	D	D
	Establishments with 1,000 employees or more	—	—	—	—
31213	Wineries				
	All establishments	9	c	D	D
	Establishments with 1 to 4 employees	6	a	D	D
	Establishments with 5 to 9 employees	1	a	D	D
	Establishments with 10 to 19 employees	1	a	D	D
	Establishments with 20 to 49 employees	—	—	—	—
	Establishments with 50 to 99 employees	—	—	—	—
	Establishments with 100 to 249 employees	1	c	D	D
	Establishments with 250 to 499 employees	—	—	—	—
	Establishments with 500 to 999 employees	—	—	—	—
	Establishments with 1,000 employees or more	—	—	—	—
312130	Wineries				
	All establishments	9	c	D	D
	Establishments with 1 to 4 employees	6	a	D	D
	Establishments with 5 to 9 employees	1	a	D	D
	Establishments with 10 to 19 employees	1	a	D	D
	Establishments with 20 to 49 employees	—	—	—	—
	Establishments with 50 to 99 employees	—	—	—	—
	Establishments with 100 to 249 employees	1	c	D	D
	Establishments with 250 to 499 employees	—	—	—	—
	Establishments with 500 to 999 employees	—	—	—	—
	Establishments with 1,000 employees or more	—	—	—	—
31214	Distilleries				
	All establishments	2	b	D	D
	Establishments with 1 to 4 employees	—	—	—	—
	Establishments with 5 to 9 employees	—	—	—	—
	Establishments with 10 to 19 employees	—	—	—	—
	Establishments with 20 to 49 employees	2	b	D	D
	Establishments with 50 to 99 employees	—	—	—	—
	Establishments with 100 to 249 employees	—	—	—	—
	Establishments with 250 to 499 employees	—	—	—	—
	Establishments with 500 to 999 employees	—	—	—	—

See footnotes at end of table.

Table 2. Establishments, Employees, and Payroll by Industry and Employment Size of Establishments for the State: 2004—Con.

[Excludes most government employees, railroad employees, and self-employed persons. Size class 1 to 4 employees includes establishments having payroll, but no employees, during mid-March pay period. For meaning of abbreviations and symbols, see introductory text. For explanation of terms, see Appendix A. For statement on reliability, see the note at the end of the table and Appendix C]

NAICS code	Geography, kind of business, and employment size class	Establishments (number)	Paid employees for pay period including March 12 (number)	First-quarter payroll (\$1,000)	Annual payroll (\$1,000)
	NEW JERSEY—Con.				
31-33	Manufacturing—Con.				
312	Beverage and tobacco product manufacturing—Con.				
3121	Beverage manufacturing—Con.				
31214	Distilleries—Con.				
	All establishments—Con.				
	Establishments with 1,000 employees or more	—	—	—	—
312140	Distilleries				
	All establishments	2	b	D	D
	Establishments with 1 to 4 employees	—	—	—	—
	Establishments with 5 to 9 employees	—	—	—	—
	Establishments with 10 to 19 employees	—	—	—	—
	Establishments with 20 to 49 employees	2	b	D	D
	Establishments with 50 to 99 employees	—	—	—	—
	Establishments with 100 to 249 employees	—	—	—	—
	Establishments with 250 to 499 employees	—	—	—	—
	Establishments with 500 to 999 employees	—	—	—	—
	Establishments with 1,000 employees or more	—	—	—	—
3122	Tobacco manufacturing				
	All establishments	3	b	D	D
	Establishments with 1 to 4 employees	2	a	D	D
	Establishments with 5 to 9 employees	—	—	—	—
	Establishments with 10 to 19 employees	—	—	—	—
	Establishments with 20 to 49 employees	1	b	D	D
	Establishments with 50 to 99 employees	—	—	—	—
	Establishments with 100 to 249 employees	—	—	—	—
	Establishments with 250 to 499 employees	—	—	—	—
	Establishments with 500 to 999 employees	—	—	—	—
	Establishments with 1,000 employees or more	—	—	—	—
31222	Tobacco product manufacturing				
	All establishments	3	b	D	D
	Establishments with 1 to 4 employees	2	a	D	D
	Establishments with 5 to 9 employees	—	—	—	—
	Establishments with 10 to 19 employees	—	—	—	—
	Establishments with 20 to 49 employees	1	b	D	D
	Establishments with 50 to 99 employees	—	—	—	—
	Establishments with 100 to 249 employees	—	—	—	—
	Establishments with 250 to 499 employees	—	—	—	—
	Establishments with 500 to 999 employees	—	—	—	—
	Establishments with 1,000 employees or more	—	—	—	—
312229	Other tobacco product manufacturing				
	All establishments	3	b	D	D
	Establishments with 1 to 4 employees	2	a	D	D
	Establishments with 5 to 9 employees	—	—	—	—
	Establishments with 10 to 19 employees	—	—	—	—
	Establishments with 20 to 49 employees	1	b	D	D
	Establishments with 50 to 99 employees	—	—	—	—
	Establishments with 100 to 249 employees	—	—	—	—
	Establishments with 250 to 499 employees	—	—	—	—
	Establishments with 500 to 999 employees	—	—	—	—
	Establishments with 1,000 employees or more	—	—	—	—
313	Textile mills				
	All establishments	210	3 846	31 183	140 133
	Establishments with 1 to 4 employees	84	162	1 072	4 805
	Establishments with 5 to 9 employees	41	281	2 063	8 847
	Establishments with 10 to 19 employees	30	403	3 168	11 656
	Establishments with 20 to 49 employees	36	1 216	10 558	47 948
	Establishments with 50 to 99 employees	14	960	8 429	40 858
	Establishments with 100 to 249 employees	4	f	D	D
	Establishments with 250 to 499 employees	1	e	D	D
	Establishments with 500 to 999 employees	—	—	—	—
	Establishments with 1,000 employees or more	—	—	—	—
3131	Fiber, yarn, and thread mills				
	All establishments	11	186	1 681	6 825
	Establishments with 1 to 4 employees	3	a	D	D
	Establishments with 5 to 9 employees	3	a	D	D
	Establishments with 10 to 19 employees	2	b	D	D
	Establishments with 20 to 49 employees	3	142	1 313	5 588
	Establishments with 50 to 99 employees	—	—	—	—
	Establishments with 100 to 249 employees	—	—	—	—
	Establishments with 250 to 499 employees	—	—	—	—
	Establishments with 500 to 999 employees	—	—	—	—
	Establishments with 1,000 employees or more	—	—	—	—
31311	Fiber, yarn, and thread mills				

See footnotes at end of table.

Table 2. Establishments, Employees, and Payroll by Industry and Employment Size of Establishments for the State: 2004—Con.

[Excludes most government employees, railroad employees, and self-employed persons. Size class 1 to 4 employees includes establishments having payroll, but no employees, during mid-March pay period. For meaning of abbreviations and symbols, see introductory text. For explanation of terms, see Appendix A. For statement on reliability, see the note at the end of the table and Appendix C]

NAICS code	Geography, kind of business, and employment size class	Establishments (number)	Paid employees for pay period including March 12 (number)	First-quarter payroll (\$1,000)	Annual payroll (\$1,000)
	NEW JERSEY—Con.				
31-33	Manufacturing—Con.				
313	Textile mills—Con.				
3131	Fiber, yarn, and thread mills—Con.				
31311	Fiber, yarn, and thread mills—Con.				
	All establishments	11	186	1 681	6 825
	Establishments with 1 to 4 employees	3	a	D	D
	Establishments with 5 to 9 employees	3	a	D	D
	Establishments with 10 to 19 employees	2	b	D	D
	Establishments with 20 to 49 employees	3	142	1 313	5 588
	Establishments with 50 to 99 employees	—	—	—	—
	Establishments with 100 to 249 employees	—	—	—	—
	Establishments with 250 to 499 employees	—	—	—	—
	Establishments with 500 to 999 employees	—	—	—	—
	Establishments with 1,000 employees or more	—	—	—	—
313111	Yarn spinning mills				
	All establishments	8	c	D	D
	Establishments with 1 to 4 employees	3	a	D	D
	Establishments with 5 to 9 employees	1	a	D	D
	Establishments with 10 to 19 employees	2	b	D	D
	Establishments with 20 to 49 employees	2	b	D	D
	Establishments with 50 to 99 employees	—	—	—	—
	Establishments with 100 to 249 employees	—	—	—	—
	Establishments with 250 to 499 employees	—	—	—	—
	Establishments with 500 to 999 employees	—	—	—	—
	Establishments with 1,000 employees or more	—	—	—	—
313112	Yarn texturizing, throwing, and twisting mills				
	All establishments	3	b	D	D
	Establishments with 1 to 4 employees	—	—	—	—
	Establishments with 5 to 9 employees	2	a	D	D
	Establishments with 10 to 19 employees	—	—	—	—
	Establishments with 20 to 49 employees	1	b	D	D
	Establishments with 50 to 99 employees	—	—	—	—
	Establishments with 100 to 249 employees	—	—	—	—
	Establishments with 250 to 499 employees	—	—	—	—
	Establishments with 500 to 999 employees	—	—	—	—
	Establishments with 1,000 employees or more	—	—	—	—
3132	Fabric mills				
	All establishments	107	1 849	13 309	59 003
	Establishments with 1 to 4 employees	39	b	D	D
	Establishments with 5 to 9 employees	23	c	D	D
	Establishments with 10 to 19 employees	22	e	D	D
	Establishments with 20 to 49 employees	13	395	3 092	13 717
	Establishments with 50 to 99 employees	7	505	3 731	18 790
	Establishments with 100 to 249 employees	3	e	D	D
	Establishments with 250 to 499 employees	—	—	—	—
	Establishments with 500 to 999 employees	—	—	—	—
	Establishments with 1,000 employees or more	—	—	—	—
31321	Broadwoven fabric mills				
	All establishments	16	376	3 016	13 253
	Establishments with 1 to 4 employees	8	a	D	D
	Establishments with 5 to 9 employees	1	a	D	D
	Establishments with 10 to 19 employees	2	b	D	D
	Establishments with 20 to 49 employees	2	b	D	D
	Establishments with 50 to 99 employees	2	c	D	D
	Establishments with 100 to 249 employees	1	c	D	D
	Establishments with 250 to 499 employees	—	—	—	—
	Establishments with 500 to 999 employees	—	—	—	—
	Establishments with 1,000 employees or more	—	—	—	—
313210	Broadwoven fabric mills				
	All establishments	16	376	3 016	13 253
	Establishments with 1 to 4 employees	8	a	D	D
	Establishments with 5 to 9 employees	1	a	D	D
	Establishments with 10 to 19 employees	2	b	D	D
	Establishments with 20 to 49 employees	2	b	D	D
	Establishments with 50 to 99 employees	2	c	D	D
	Establishments with 100 to 249 employees	1	c	D	D
	Establishments with 250 to 499 employees	—	—	—	—
	Establishments with 500 to 999 employees	—	—	—	—
	Establishments with 1,000 employees or more	—	—	—	—
31322	Narrow fabric mills and schiffli machine embroidery				
	All establishments	48	f	D	D
	Establishments with 1 to 4 employees	23	b	D	D
	Establishments with 5 to 9 employees	13	b	D	D
	Establishments with 10 to 19 employees	7	b	D	D
	Establishments with 20 to 49 employees	3	c	D	D
	Establishments with 50 to 99 employees	1	b	D	D
	Establishments with 100 to 249 employees	1	c	D	D
	Establishments with 250 to 499 employees	—	—	—	—
	Establishments with 500 to 999 employees	—	—	—	—
	Establishments with 1,000 employees or more	—	—	—	—

See footnotes at end of table.

Table 2. Establishments, Employees, and Payroll by Industry and Employment Size of Establishments for the State: 2004—Con.

[Excludes most government employees, railroad employees, and self-employed persons. Size class 1 to 4 employees includes establishments having payroll, but no employees, during mid-March pay period. For meaning of abbreviations and symbols, see introductory text. For explanation of terms, see Appendix A. For statement on reliability, see the note at the end of the table and Appendix C]

NAICS code	Geography, kind of business, and employment size class	Establishments (number)	Paid employees for pay period including March 12 (number)	First-quarter payroll (\$1,000)	Annual payroll (\$1,000)
NEW JERSEY—Con.					
31-33	Manufacturing—Con.				
313	Textile mills—Con.				
3132	Fabric mills—Con.				
31322	Narrow fabric mills and schiffli machine embroidery—Con.				
313221	Narrow fabric mills				
	All establishments	12	171	1 937	8 875
	Establishments with 1 to 4 employees	3	a	D	D
	Establishments with 5 to 9 employees	4	b	D	D
	Establishments with 10 to 19 employees	2	b	D	D
	Establishments with 20 to 49 employees	3	c	D	D
	Establishments with 50 to 99 employees	—	—	—	—
	Establishments with 100 to 249 employees	—	—	—	—
	Establishments with 250 to 499 employees	—	—	—	—
	Establishments with 500 to 999 employees	—	—	—	—
	Establishments with 1,000 employees or more	—	—	—	—
313222	Schiffli machine embroidery				
	All establishments	36	e	D	D
	Establishments with 1 to 4 employees	20	b	D	D
	Establishments with 5 to 9 employees	9	b	D	D
	Establishments with 10 to 19 employees	5	b	D	D
	Establishments with 20 to 49 employees	—	—	—	—
	Establishments with 50 to 99 employees	1	b	D	D
	Establishments with 100 to 249 employees	1	c	D	D
	Establishments with 250 to 499 employees	—	—	—	—
	Establishments with 500 to 999 employees	—	—	—	—
	Establishments with 1,000 employees or more	—	—	—	—
31323	Nonwoven fabric mills				
	All establishments	7	c	D	D
	Establishments with 1 to 4 employees	—	—	—	—
	Establishments with 5 to 9 employees	1	a	D	D
	Establishments with 10 to 19 employees	4	b	D	D
	Establishments with 20 to 49 employees	—	—	—	—
	Establishments with 50 to 99 employees	2	c	D	D
	Establishments with 100 to 249 employees	—	—	—	—
	Establishments with 250 to 499 employees	—	—	—	—
	Establishments with 500 to 999 employees	—	—	—	—
	Establishments with 1,000 employees or more	—	—	—	—
313230	Nonwoven fabric mills				
	All establishments	7	c	D	D
	Establishments with 1 to 4 employees	—	—	—	—
	Establishments with 5 to 9 employees	1	a	D	D
	Establishments with 10 to 19 employees	4	b	D	D
	Establishments with 20 to 49 employees	—	—	—	—
	Establishments with 50 to 99 employees	2	c	D	D
	Establishments with 100 to 249 employees	—	—	—	—
	Establishments with 250 to 499 employees	—	—	—	—
	Establishments with 500 to 999 employees	—	—	—	—
	Establishments with 1,000 employees or more	—	—	—	—
31324	Knit fabric mills				
	All establishments	36	735	4 829	21 031
	Establishments with 1 to 4 employees	8	b	D	D
	Establishments with 5 to 9 employees	8	b	D	D
	Establishments with 10 to 19 employees	9	126	1 126	3 755
	Establishments with 20 to 49 employees	8	c	D	D
	Establishments with 50 to 99 employees	2	c	D	D
	Establishments with 100 to 249 employees	1	c	D	D
	Establishments with 250 to 499 employees	—	—	—	—
	Establishments with 500 to 999 employees	—	—	—	—
	Establishments with 1,000 employees or more	—	—	—	—
313241	Weft knit fabric mills				
	All establishments	14	321	2 010	8 668
	Establishments with 1 to 4 employees	4	a	D	D
	Establishments with 5 to 9 employees	3	a	D	D
	Establishments with 10 to 19 employees	3	40	363	972
	Establishments with 20 to 49 employees	3	b	D	D
	Establishments with 50 to 99 employees	—	—	—	—
	Establishments with 100 to 249 employees	1	c	D	D
	Establishments with 250 to 499 employees	—	—	—	—
	Establishments with 500 to 999 employees	—	—	—	—
	Establishments with 1,000 employees or more	—	—	—	—
313249	Other knit fabric and lace mills				
	All establishments	22	414	2 819	12 363
	Establishments with 1 to 4 employees	4	a	D	D
	Establishments with 5 to 9 employees	5	b	D	D
	Establishments with 10 to 19 employees	6	86	763	2 783
	Establishments with 20 to 49 employees	5	152	887	3 612
	Establishments with 50 to 99 employees	2	c	D	D
	Establishments with 100 to 249 employees	—	—	—	—
	Establishments with 250 to 499 employees	—	—	—	—
	Establishments with 500 to 999 employees	—	—	—	—

See footnotes at end of table.

Table 2. Establishments, Employees, and Payroll by Industry and Employment Size of Establishments for the State: 2004—Con.

[Excludes most government employees, railroad employees, and self-employed persons. Size class 1 to 4 employees includes establishments having payroll, but no employees, during mid-March pay period. For meaning of abbreviations and symbols, see introductory text. For explanation of terms, see Appendix A. For statement on reliability, see the note at the end of the table and Appendix C]

NAICS code	Geography, kind of business, and employment size class	Establishments (number)	Paid employees for pay period including March 12 (number)	First-quarter payroll (\$1,000)	Annual payroll (\$1,000)
	NEW JERSEY—Con.				
31-33	Manufacturing—Con.				
313	Textile mills—Con.				
3132	Fabric mills—Con.				
31324	Knit fabric mills—Con.				
313249	Other knit fabric and lace mills—Con.				
	All establishments—Con.				
	Establishments with 1,000 employees or more	—	—	—	—
3133	Textile and fabric finishing and fabric coating mills				
	All establishments	92	1 811	16 193	74 305
	Establishments with 1 to 4 employees	42	b	D	D
	Establishments with 5 to 9 employees	15	c	D	D
	Establishments with 10 to 19 employees	6	b	D	D
	Establishments with 20 to 49 employees	20	679	6 153	28 643
	Establishments with 50 to 99 employees	7	455	4 698	22 068
	Establishments with 100 to 249 employees	1	c	D	D
	Establishments with 250 to 499 employees	1	e	D	D
	Establishments with 500 to 999 employees	—	—	—	—
	Establishments with 1,000 employees or more	—	—	—	—
31331	Textile and fabric finishing mills				
	All establishments	81	1 316	11 763	52 145
	Establishments with 1 to 4 employees	39	b	D	D
	Establishments with 5 to 9 employees	13	b	D	D
	Establishments with 10 to 19 employees	6	b	D	D
	Establishments with 20 to 49 employees	16	f	D	D
	Establishments with 50 to 99 employees	6	e	D	D
	Establishments with 100 to 249 employees	1	c	D	D
	Establishments with 250 to 499 employees	—	—	—	—
	Establishments with 500 to 999 employees	—	—	—	—
	Establishments with 1,000 employees or more	—	—	—	—
313311	Broadwoven fabric finishing mills				
	All establishments	48	678	5 708	24 270
	Establishments with 1 to 4 employees	24	b	D	D
	Establishments with 5 to 9 employees	9	b	D	D
	Establishments with 10 to 19 employees	4	b	D	D
	Establishments with 20 to 49 employees	8	271	2 675	11 586
	Establishments with 50 to 99 employees	2	c	D	D
	Establishments with 100 to 249 employees	1	c	D	D
	Establishments with 250 to 499 employees	—	—	—	—
	Establishments with 500 to 999 employees	—	—	—	—
	Establishments with 1,000 employees or more	—	—	—	—
313312	Textile and fabric finishing (except broadwoven fabric) mills				
	All establishments	33	638	6 055	27 875
	Establishments with 1 to 4 employees	15	b	D	D
	Establishments with 5 to 9 employees	4	b	D	D
	Establishments with 10 to 19 employees	2	b	D	D
	Establishments with 20 to 49 employees	8	e	D	D
	Establishments with 50 to 99 employees	4	e	D	D
	Establishments with 100 to 249 employees	—	—	—	—
	Establishments with 250 to 499 employees	—	—	—	—
	Establishments with 500 to 999 employees	—	—	—	—
	Establishments with 1,000 employees or more	—	—	—	—
31332	Fabric coating mills				
	All establishments	11	495	4 430	22 160
	Establishments with 1 to 4 employees	3	a	D	D
	Establishments with 5 to 9 employees	2	a	D	D
	Establishments with 10 to 19 employees	—	—	—	—
	Establishments with 20 to 49 employees	4	c	D	D
	Establishments with 50 to 99 employees	1	b	D	D
	Establishments with 100 to 249 employees	—	—	—	—
	Establishments with 250 to 499 employees	1	e	D	D
	Establishments with 500 to 999 employees	—	—	—	—
	Establishments with 1,000 employees or more	—	—	—	—
313320	Fabric coating mills				
	All establishments	11	495	4 430	22 160
	Establishments with 1 to 4 employees	3	a	D	D
	Establishments with 5 to 9 employees	2	a	D	D
	Establishments with 10 to 19 employees	—	—	—	—
	Establishments with 20 to 49 employees	4	c	D	D
	Establishments with 50 to 99 employees	1	b	D	D
	Establishments with 100 to 249 employees	—	—	—	—
	Establishments with 250 to 499 employees	1	e	D	D
	Establishments with 500 to 999 employees	—	—	—	—
	Establishments with 1,000 employees or more	—	—	—	—

See footnotes at end of table.

Table 2. Establishments, Employees, and Payroll by Industry and Employment Size of Establishments for the State: 2004—Con.

[Excludes most government employees, railroad employees, and self-employed persons. Size class 1 to 4 employees includes establishments having payroll, but no employees, during mid-March pay period. For meaning of abbreviations and symbols, see introductory text. For explanation of terms, see Appendix A. For statement on reliability, see the note at the end of the table and Appendix C]

NAICS code	Geography, kind of business, and employment size class	Establishments (number)	Paid employees for pay period including March 12 (number)	First-quarter payroll (\$1,000)	Annual payroll (\$1,000)
	NEW JERSEY—Con.				
31-33	Manufacturing—Con.				
314	Textile product mills				
	All establishments	256	4 688	30 449	138 400
	Establishments with 1 to 4 employees	115	219	1 238	7 486
	Establishments with 5 to 9 employees	54	348	2 095	10 058
	Establishments with 10 to 19 employees	38	520	3 099	13 964
	Establishments with 20 to 49 employees	26	851	6 258	24 620
	Establishments with 50 to 99 employees	13	f	D	D
	Establishments with 100 to 249 employees	8	1 192	8 384	40 473
	Establishments with 250 to 499 employees	2	f	D	D
	Establishments with 500 to 999 employees	—	—	—	—
	Establishments with 1,000 employees or more	—	—	—	—
3141	Textile furnishings mills				
	All establishments	100	1 634	10 972	48 738
	Establishments with 1 to 4 employees	48	98	711	3 897
	Establishments with 5 to 9 employees	21	131	881	3 992
	Establishments with 10 to 19 employees	13	182	1 255	5 651
	Establishments with 20 to 49 employees	8	270	1 793	6 648
	Establishments with 50 to 99 employees	7	514	3 367	15 785
	Establishments with 100 to 249 employees	3	439	2 965	12 765
	Establishments with 250 to 499 employees	—	—	—	—
	Establishments with 500 to 999 employees	—	—	—	—
	Establishments with 1,000 employees or more	—	—	—	—
31411	Carpet and rug mills				
	All establishments	4	25	145	757
	Establishments with 1 to 4 employees	2	a	D	D
	Establishments with 5 to 9 employees	—	—	—	—
	Establishments with 10 to 19 employees	2	b	D	D
	Establishments with 20 to 49 employees	—	—	—	—
	Establishments with 50 to 99 employees	—	—	—	—
	Establishments with 100 to 249 employees	—	—	—	—
	Establishments with 250 to 499 employees	—	—	—	—
	Establishments with 500 to 999 employees	—	—	—	—
	Establishments with 1,000 employees or more	—	—	—	—
314110	Carpet and rug mills				
	All establishments	4	25	145	757
	Establishments with 1 to 4 employees	2	a	D	D
	Establishments with 5 to 9 employees	—	—	—	—
	Establishments with 10 to 19 employees	2	b	D	D
	Establishments with 20 to 49 employees	—	—	—	—
	Establishments with 50 to 99 employees	—	—	—	—
	Establishments with 100 to 249 employees	—	—	—	—
	Establishments with 250 to 499 employees	—	—	—	—
	Establishments with 500 to 999 employees	—	—	—	—
	Establishments with 1,000 employees or more	—	—	—	—
31412	Curtain and linen mills				
	All establishments	96	1 609	10 827	47 981
	Establishments with 1 to 4 employees	46	b	D	D
	Establishments with 5 to 9 employees	21	131	881	3 992
	Establishments with 10 to 19 employees	11	c	D	D
	Establishments with 20 to 49 employees	8	270	1 793	6 648
	Establishments with 50 to 99 employees	7	514	3 367	15 785
	Establishments with 100 to 249 employees	3	439	2 965	12 765
	Establishments with 250 to 499 employees	—	—	—	—
	Establishments with 500 to 999 employees	—	—	—	—
	Establishments with 1,000 employees or more	—	—	—	—
314121	Curtain and drapery mills				
	All establishments	62	570	3 985	16 576
	Establishments with 1 to 4 employees	36	b	D	D
	Establishments with 5 to 9 employees	14	86	555	2 431
	Establishments with 10 to 19 employees	7	104	724	3 099
	Establishments with 20 to 49 employees	4	131	690	2 763
	Establishments with 50 to 99 employees	—	—	—	—
	Establishments with 100 to 249 employees	1	c	D	D
	Establishments with 250 to 499 employees	—	—	—	—
	Establishments with 500 to 999 employees	—	—	—	—
	Establishments with 1,000 employees or more	—	—	—	—
314129	Other household textile product mills				
	All establishments	34	1 039	6 842	31 405
	Establishments with 1 to 4 employees	10	a	D	D
	Establishments with 5 to 9 employees	7	45	326	1 561
	Establishments with 10 to 19 employees	4	b	D	D
	Establishments with 20 to 49 employees	4	139	1 103	3 885
	Establishments with 50 to 99 employees	7	514	3 367	15 785
	Establishments with 100 to 249 employees	2	e	D	D
	Establishments with 250 to 499 employees	—	—	—	—
	Establishments with 500 to 999 employees	—	—	—	—
	Establishments with 1,000 employees or more	—	—	—	—

See footnotes at end of table.

Table 2. Establishments, Employees, and Payroll by Industry and Employment Size of Establishments for the State: 2004—Con.

[Excludes most government employees, railroad employees, and self-employed persons. Size class 1 to 4 employees includes establishments having payroll, but no employees, during mid-March pay period. For meaning of abbreviations and symbols, see introductory text. For explanation of terms, see Appendix A. For statement on reliability, see the note at the end of the table and Appendix C]

NAICS code	Geography, kind of business, and employment size class	Establishments (number)	Paid employees for pay period including March 12 (number)	First-quarter payroll (\$1,000)	Annual payroll (\$1,000)
	NEW JERSEY—Con.				
31-33	Manufacturing—Con.				
314	Textile product mills—Con.				
3149	Other textile product mills				
	All establishments	156	3 054	19 477	89 662
	Establishments with 1 to 4 employees	67	121	527	3 589
	Establishments with 5 to 9 employees	33	217	1 214	6 066
	Establishments with 10 to 19 employees	25	338	1 844	8 313
	Establishments with 20 to 49 employees	18	581	4 465	17 972
	Establishments with 50 to 99 employees	6	e	D	D
	Establishments with 100 to 249 employees	5	753	5 419	27 708
	Establishments with 250 to 499 employees	2	f	D	D
	Establishments with 500 to 999 employees	—	—	—	—
	Establishments with 1,000 employees or more	—	—	—	—
31491	Textile bag and canvas mills				
	All establishments	50	487	3 480	15 684
	Establishments with 1 to 4 employees	26	b	D	D
	Establishments with 5 to 9 employees	9	b	D	D
	Establishments with 10 to 19 employees	9	118	568	2 838
	Establishments with 20 to 49 employees	4	146	1 369	5 795
	Establishments with 50 to 99 employees	2	c	D	D
	Establishments with 100 to 249 employees	—	—	—	—
	Establishments with 250 to 499 employees	—	—	—	—
	Establishments with 500 to 999 employees	—	—	—	—
	Establishments with 1,000 employees or more	—	—	—	—
314911	Textile bag mills				
	All establishments	7	218	2 065	8 208
	Establishments with 1 to 4 employees	1	a	D	D
	Establishments with 5 to 9 employees	—	—	—	—
	Establishments with 10 to 19 employees	2	b	D	D
	Establishments with 20 to 49 employees	2	b	D	D
	Establishments with 50 to 99 employees	2	c	D	D
	Establishments with 100 to 249 employees	—	—	—	—
	Establishments with 250 to 499 employees	—	—	—	—
	Establishments with 500 to 999 employees	—	—	—	—
	Establishments with 1,000 employees or more	—	—	—	—
314912	Canvas and related product mills				
	All establishments	43	269	1 415	7 476
	Establishments with 1 to 4 employees	25	b	D	D
	Establishments with 5 to 9 employees	9	b	D	D
	Establishments with 10 to 19 employees	7	b	D	D
	Establishments with 20 to 49 employees	2	b	D	D
	Establishments with 50 to 99 employees	—	—	—	—
	Establishments with 100 to 249 employees	—	—	—	—
	Establishments with 250 to 499 employees	—	—	—	—
	Establishments with 500 to 999 employees	—	—	—	—
	Establishments with 1,000 employees or more	—	—	—	—
31499	All other textile product mills				
	All establishments	106	2 567	15 997	73 978
	Establishments with 1 to 4 employees	41	b	D	D
	Establishments with 5 to 9 employees	24	c	D	D
	Establishments with 10 to 19 employees	16	220	1 276	5 475
	Establishments with 20 to 49 employees	14	435	3 096	12 177
	Establishments with 50 to 99 employees	4	e	D	D
	Establishments with 100 to 249 employees	5	753	5 419	27 708
	Establishments with 250 to 499 employees	2	f	D	D
	Establishments with 500 to 999 employees	—	—	—	—
	Establishments with 1,000 employees or more	—	—	—	—
314991	Rope, cordage, and twine mills				
	All establishments	4	b	D	D
	Establishments with 1 to 4 employees	1	a	D	D
	Establishments with 5 to 9 employees	—	—	—	—
	Establishments with 10 to 19 employees	2	b	D	D
	Establishments with 20 to 49 employees	1	b	D	D
	Establishments with 50 to 99 employees	—	—	—	—
	Establishments with 100 to 249 employees	—	—	—	—
	Establishments with 250 to 499 employees	—	—	—	—
	Establishments with 500 to 999 employees	—	—	—	—
	Establishments with 1,000 employees or more	—	—	—	—
314992	Tire cord and tire fabric mills				
	All establishments	1	a	D	D
	Establishments with 1 to 4 employees	—	—	—	—
	Establishments with 5 to 9 employees	1	a	D	D
	Establishments with 10 to 19 employees	—	—	—	—
	Establishments with 20 to 49 employees	—	—	—	—
	Establishments with 50 to 99 employees	—	—	—	—
	Establishments with 100 to 249 employees	—	—	—	—
	Establishments with 250 to 499 employees	—	—	—	—
	Establishments with 500 to 999 employees	—	—	—	—
	Establishments with 1,000 employees or more	—	—	—	—

See footnotes at end of table.

Table 2. Establishments, Employees, and Payroll by Industry and Employment Size of Establishments for the State: 2004—Con.

[Excludes most government employees, railroad employees, and self-employed persons. Size class 1 to 4 employees includes establishments having payroll, but no employees, during mid-March pay period. For meaning of abbreviations and symbols, see introductory text. For explanation of terms, see Appendix A. For statement on reliability, see the note at the end of the table and Appendix C]

NAICS code	Geography, kind of business, and employment size class	Establishments (number)	Paid employees for pay period including March 12 (number)	First-quarter payroll (\$1,000)	Annual payroll (\$1,000)
NEW JERSEY—Con.					
31-33	Manufacturing—Con.				
314	Textile product mills—Con.				
3149	Other textile product mills—Con.				
31499	All other textile product mills—Con.				
314999	All other miscellaneous textile product mills				
	All establishments	101	h	D	D
	Establishments with 1 to 4 employees	40	b	D	D
	Establishments with 5 to 9 employees	23	c	D	D
	Establishments with 10 to 19 employees	14	c	D	D
	Establishments with 20 to 49 employees	13	e	D	D
	Establishments with 50 to 99 employees	4	e	D	D
	Establishments with 100 to 249 employees	5	753	5 419	27 708
	Establishments with 250 to 499 employees	2	f	D	D
	Establishments with 500 to 999 employees	—	—	—	—
	Establishments with 1,000 employees or more	—	—	—	—
315	Apparel manufacturing				
	All establishments	341	6 969	52 329	247 121
	Establishments with 1 to 4 employees	161	230	1 268	10 043
	Establishments with 5 to 9 employees	58	399	2 037	8 299
	Establishments with 10 to 19 employees	47	659	3 905	18 472
	Establishments with 20 to 49 employees	43	1 394	8 755	43 185
	Establishments with 50 to 99 employees	17	1 164	9 771	51 493
	Establishments with 100 to 249 employees	11	1 677	9 588	45 280
	Establishments with 250 to 499 employees	4	1 446	17 005	70 349
	Establishments with 500 to 999 employees	—	—	—	—
	Establishments with 1,000 employees or more	—	—	—	—
3151	Apparel knitting mills				
	All establishments	26	f	D	D
	Establishments with 1 to 4 employees	9	a	D	D
	Establishments with 5 to 9 employees	5	38	225	1 072
	Establishments with 10 to 19 employees	6	76	619	2 029
	Establishments with 20 to 49 employees	4	140	1 520	6 167
	Establishments with 50 to 99 employees	—	—	—	—
	Establishments with 100 to 249 employees	1	c	D	D
	Establishments with 250 to 499 employees	1	e	D	D
	Establishments with 500 to 999 employees	—	—	—	—
	Establishments with 1,000 employees or more	—	—	—	—
31511	Hosiery and sock mills				
	All establishments	3	a	D	D
	Establishments with 1 to 4 employees	2	a	D	D
	Establishments with 5 to 9 employees	1	a	D	D
	Establishments with 10 to 19 employees	—	—	—	—
	Establishments with 20 to 49 employees	—	—	—	—
	Establishments with 50 to 99 employees	—	—	—	—
	Establishments with 100 to 249 employees	—	—	—	—
	Establishments with 250 to 499 employees	—	—	—	—
	Establishments with 500 to 999 employees	—	—	—	—
	Establishments with 1,000 employees or more	—	—	—	—
315119	Other hosiery and sock mills				
	All establishments	3	a	D	D
	Establishments with 1 to 4 employees	2	a	D	D
	Establishments with 5 to 9 employees	1	a	D	D
	Establishments with 10 to 19 employees	—	—	—	—
	Establishments with 20 to 49 employees	—	—	—	—
	Establishments with 50 to 99 employees	—	—	—	—
	Establishments with 100 to 249 employees	—	—	—	—
	Establishments with 250 to 499 employees	—	—	—	—
	Establishments with 500 to 999 employees	—	—	—	—
	Establishments with 1,000 employees or more	—	—	—	—
31519	Other apparel knitting mills				
	All establishments	23	f	D	D
	Establishments with 1 to 4 employees	7	a	D	D
	Establishments with 5 to 9 employees	4	b	D	D
	Establishments with 10 to 19 employees	6	76	619	2 029
	Establishments with 20 to 49 employees	4	140	1 520	6 167
	Establishments with 50 to 99 employees	—	—	—	—
	Establishments with 100 to 249 employees	1	c	D	D
	Establishments with 250 to 499 employees	1	e	D	D
	Establishments with 500 to 999 employees	—	—	—	—
	Establishments with 1,000 employees or more	—	—	—	—
315191	Outerwear knitting mills				
	All establishments	23	f	D	D
	Establishments with 1 to 4 employees	7	a	D	D
	Establishments with 5 to 9 employees	4	b	D	D
	Establishments with 10 to 19 employees	6	76	619	2 029
	Establishments with 20 to 49 employees	4	140	1 520	6 167
	Establishments with 50 to 99 employees	—	—	—	—
	Establishments with 100 to 249 employees	1	c	D	D
	Establishments with 250 to 499 employees	1	e	D	D
	Establishments with 500 to 999 employees	—	—	—	—
	Establishments with 1,000 employees or more	—	—	—	—

See footnotes at end of table.

Table 2. Establishments, Employees, and Payroll by Industry and Employment Size of Establishments for the State: 2004—Con.

[Excludes most government employees, railroad employees, and self-employed persons. Size class 1 to 4 employees includes establishments having payroll, but no employees, during mid-March pay period. For meaning of abbreviations and symbols, see introductory text. For explanation of terms, see Appendix A. For statement on reliability, see the note at the end of the table and Appendix C]

NAICS code	Geography, kind of business, and employment size class	Establishments (number)	Paid employees for pay period including March 12 (number)	First-quarter payroll (\$1,000)	Annual payroll (\$1,000)
	NEW JERSEY—Con.				
31-33	Manufacturing—Con.				
315	Apparel manufacturing—Con.				
3152	Cut and sew apparel manufacturing				
	All establishments	262	5 441	43 470	206 606
	Establishments with 1 to 4 employees	122	167	867	8 330
	Establishments with 5 to 9 employees	49	333	1 688	6 626
	Establishments with 10 to 19 employees	36	521	3 001	15 234
	Establishments with 20 to 49 employees	29	911	5 803	30 554
	Establishments with 50 to 99 employees	13	940	8 457	45 065
	Establishments with 100 to 249 employees	10	g	D	D
	Establishments with 250 to 499 employees	3	f	D	D
	Establishments with 500 to 999 employees	—	—	—	—
	Establishments with 1,000 employees or more	—	—	—	—
31521	Cut and sew apparel contractors				
	All establishments	163	1 975	8 529	44 654
	Establishments with 1 to 4 employees	92	123	558	5 194
	Establishments with 5 to 9 employees	31	213	788	3 267
	Establishments with 10 to 19 employees	16	222	1 119	5 694
	Establishments with 20 to 49 employees	13	437	1 541	10 019
	Establishments with 50 to 99 employees	8	548	2 341	10 641
	Establishments with 100 to 249 employees	3	432	2 182	9 839
	Establishments with 250 to 499 employees	—	—	—	—
	Establishments with 500 to 999 employees	—	—	—	—
	Establishments with 1,000 employees or more	—	—	—	—
315211	Men's and boys' cut and sew apparel contractors				
	All establishments	26	639	3 352	16 022
	Establishments with 1 to 4 employees	11	14	63	361
	Establishments with 5 to 9 employees	5	32	161	510
	Establishments with 10 to 19 employees	3	39	145	589
	Establishments with 20 to 49 employees	2	b	D	D
	Establishments with 50 to 99 employees	3	c	D	D
	Establishments with 100 to 249 employees	2	e	D	D
	Establishments with 250 to 499 employees	—	—	—	—
	Establishments with 500 to 999 employees	—	—	—	—
	Establishments with 1,000 employees or more	—	—	—	—
315212	Women's, girls', and infants' cut and sew apparel contractors				
	All establishments	137	1 336	5 177	28 632
	Establishments with 1 to 4 employees	81	109	495	4 833
	Establishments with 5 to 9 employees	26	181	627	2 757
	Establishments with 10 to 19 employees	13	183	974	5 105
	Establishments with 20 to 49 employees	11	e	D	D
	Establishments with 50 to 99 employees	5	e	D	D
	Establishments with 100 to 249 employees	1	c	D	D
	Establishments with 250 to 499 employees	—	—	—	—
	Establishments with 500 to 999 employees	—	—	—	—
	Establishments with 1,000 employees or more	—	—	—	—
31522	Men's and boys' cut and sew apparel manufacturing				
	All establishments	26	958	4 756	20 998
	Establishments with 1 to 4 employees	10	15	103	463
	Establishments with 5 to 9 employees	5	b	D	D
	Establishments with 10 to 19 employees	4	68	416	1 622
	Establishments with 20 to 49 employees	2	b	D	D
	Establishments with 50 to 99 employees	1	b	D	D
	Establishments with 100 to 249 employees	4	708	3 257	14 097
	Establishments with 250 to 499 employees	—	—	—	—
	Establishments with 500 to 999 employees	—	—	—	—
	Establishments with 1,000 employees or more	—	—	—	—
315221	Men's and boys' cut and sew underwear and nightwear manufacturing				
	All establishments	1	a	D	D
	Establishments with 1 to 4 employees	—	—	—	—
	Establishments with 5 to 9 employees	1	a	D	D
	Establishments with 10 to 19 employees	—	—	—	—
	Establishments with 20 to 49 employees	—	—	—	—
	Establishments with 50 to 99 employees	—	—	—	—
	Establishments with 100 to 249 employees	—	—	—	—
	Establishments with 250 to 499 employees	—	—	—	—
	Establishments with 500 to 999 employees	—	—	—	—
	Establishments with 1,000 employees or more	—	—	—	—
315222	Men's and boys' cut and sew suit, coat, and overcoat manufacturing				
	All establishments	11	369	1 699	8 258
	Establishments with 1 to 4 employees	5	3	7	45
	Establishments with 5 to 9 employees	1	a	D	D
	Establishments with 10 to 19 employees	2	b	D	D
	Establishments with 20 to 49 employees	1	b	D	D
	Establishments with 50 to 99 employees	1	b	D	D
	Establishments with 100 to 249 employees	1	c	D	D
	Establishments with 250 to 499 employees	—	—	—	—
	Establishments with 500 to 999 employees	—	—	—	—
	Establishments with 1,000 employees or more	—	—	—	—

See footnotes at end of table.

Table 2. Establishments, Employees, and Payroll by Industry and Employment Size of Establishments for the State: 2004—Con.

[Excludes most government employees, railroad employees, and self-employed persons. Size class 1 to 4 employees includes establishments having payroll, but no employees, during mid-March pay period. For meaning of abbreviations and symbols, see introductory text. For explanation of terms, see Appendix A. For statement on reliability, see the note at the end of the table and Appendix C]

NAICS code	Geography, kind of business, and employment size class	Establishments (number)	Paid employees for pay period including March 12 (number)	First-quarter payroll (\$1,000)	Annual payroll (\$1,000)
	NEW JERSEY—Con.				
31-33	Manufacturing—Con.				
315	Apparel manufacturing—Con.				
3152	Cut and sew apparel manufacturing—Con.				
31522	Men's and boys' cut and sew apparel manufacturing—Con.				
315223	Men's and boys' cut and sew shirt (except work shirt) manufacturing				
	All establishments	8	447	2 107	8 961
	Establishments with 1 to 4 employees	1	a	D	D
	Establishments with 5 to 9 employees	3	a	D	D
	Establishments with 10 to 19 employees	1	a	D	D
	Establishments with 20 to 49 employees	1	b	D	D
	Establishments with 50 to 99 employees	—	—	—	—
	Establishments with 100 to 249 employees	2	e	D	D
	Establishments with 250 to 499 employees	—	—	—	—
	Establishments with 500 to 999 employees	—	—	—	—
	Establishments with 1,000 employees or more	—	—	—	—
315225	Men's and boys' cut and sew work clothing manufacturing				
	All establishments	1	a	D	D
	Establishments with 1 to 4 employees	—	—	—	—
	Establishments with 5 to 9 employees	—	—	—	—
	Establishments with 10 to 19 employees	1	a	D	D
	Establishments with 20 to 49 employees	—	—	—	—
	Establishments with 50 to 99 employees	—	—	—	—
	Establishments with 100 to 249 employees	—	—	—	—
	Establishments with 250 to 499 employees	—	—	—	—
	Establishments with 500 to 999 employees	—	—	—	—
	Establishments with 1,000 employees or more	—	—	—	—
315228	Men's and boys' cut and sew other outerwear manufacturing				
	All establishments	5	c	D	D
	Establishments with 1 to 4 employees	4	a	D	D
	Establishments with 5 to 9 employees	—	—	—	—
	Establishments with 10 to 19 employees	—	—	—	—
	Establishments with 20 to 49 employees	—	—	—	—
	Establishments with 50 to 99 employees	—	—	—	—
	Establishments with 100 to 249 employees	1	c	D	D
	Establishments with 250 to 499 employees	—	—	—	—
	Establishments with 500 to 999 employees	—	—	—	—
	Establishments with 1,000 employees or more	—	—	—	—
31523	Women's and girls' cut and sew apparel manufacturing				
	All establishments	58	2 152	27 911	127 135
	Establishments with 1 to 4 employees	16	18	151	2 392
	Establishments with 5 to 9 employees	10	68	513	2 173
	Establishments with 10 to 19 employees	11	150	1 049	5 627
	Establishments with 20 to 49 employees	13	380	3 513	16 140
	Establishments with 50 to 99 employees	3	e	D	D
	Establishments with 100 to 249 employees	2	e	D	D
	Establishments with 250 to 499 employees	3	f	D	D
	Establishments with 500 to 999 employees	—	—	—	—
	Establishments with 1,000 employees or more	—	—	—	—
315231	Women's and girls' cut and sew lingerie, loungewear, and nightwear manufacturing				
	All establishments	6	f	D	D
	Establishments with 1 to 4 employees	1	a	D	D
	Establishments with 5 to 9 employees	1	a	D	D
	Establishments with 10 to 19 employees	2	b	D	D
	Establishments with 20 to 49 employees	—	—	—	—
	Establishments with 50 to 99 employees	—	—	—	—
	Establishments with 100 to 249 employees	—	—	—	—
	Establishments with 250 to 499 employees	2	f	D	D
	Establishments with 500 to 999 employees	—	—	—	—
	Establishments with 1,000 employees or more	—	—	—	—
315232	Women's and girls' cut and sew blouse and shirt manufacturing				
	All establishments	9	313	3 214	13 675
	Establishments with 1 to 4 employees	1	a	D	D
	Establishments with 5 to 9 employees	3	b	D	D
	Establishments with 10 to 19 employees	1	a	D	D
	Establishments with 20 to 49 employees	3	c	D	D
	Establishments with 50 to 99 employees	—	—	—	—
	Establishments with 100 to 249 employees	1	c	D	D
	Establishments with 250 to 499 employees	—	—	—	—
	Establishments with 500 to 999 employees	—	—	—	—
	Establishments with 1,000 employees or more	—	—	—	—
315233	Women's and girls' cut and sew dress manufacturing				
	All establishments	14	287	2 460	12 401
	Establishments with 1 to 4 employees	6	a	D	D
	Establishments with 5 to 9 employees	1	a	D	D
	Establishments with 10 to 19 employees	1	a	D	D
	Establishments with 20 to 49 employees	5	c	D	D
	Establishments with 50 to 99 employees	—	—	—	—
	Establishments with 100 to 249 employees	1	c	D	D

See footnotes at end of table.

Table 2. Establishments, Employees, and Payroll by Industry and Employment Size of Establishments for the State: 2004—Con.

[Excludes most government employees, railroad employees, and self-employed persons. Size class 1 to 4 employees includes establishments having payroll, but no employees, during mid-March pay period. For meaning of abbreviations and symbols, see introductory text. For explanation of terms, see Appendix A. For statement on reliability, see the note at the end of the table and Appendix C]

NAICS code	Geography, kind of business, and employment size class	Establishments (number)	Paid employees for pay period including March 12 (number)	First-quarter payroll (\$1,000)	Annual payroll (\$1,000)
	NEW JERSEY—Con.				
31-33	Manufacturing—Con.				
315	Apparel manufacturing—Con.				
3152	Cut and sew apparel manufacturing—Con.				
31523	Women's and girls' cut and sew apparel manufacturing—Con.				
315233	Women's and girls' cut and sew dress manufacturing—Con.				
	All establishments—Con.				
	Establishments with 250 to 499 employees	—	—	—	—
	Establishments with 500 to 999 employees	—	—	—	—
	Establishments with 1,000 employees or more	—	—	—	—
315234	Women's and girls' cut and sew suit, coat, tailored jacket, and skirt manufacturing				
	All establishments	5	c	D	D
	Establishments with 1 to 4 employees	1	a	D	D
	Establishments with 5 to 9 employees	2	a	D	D
	Establishments with 10 to 19 employees	1	a	D	D
	Establishments with 20 to 49 employees	—	—	—	—
	Establishments with 50 to 99 employees	1	b	D	D
	Establishments with 100 to 249 employees	—	—	—	—
	Establishments with 250 to 499 employees	—	—	—	—
	Establishments with 500 to 999 employees	—	—	—	—
	Establishments with 1,000 employees or more	—	—	—	—
315239	Women's and girls' cut and sew other outerwear manufacturing				
	All establishments	24	757	5 967	35 972
	Establishments with 1 to 4 employees	7	8	47	1 573
	Establishments with 5 to 9 employees	3	20	172	940
	Establishments with 10 to 19 employees	6	75	520	2 109
	Establishments with 20 to 49 employees	5	139	1 224	6 283
	Establishments with 50 to 99 employees	2	c	D	D
	Establishments with 100 to 249 employees	—	—	—	—
	Establishments with 250 to 499 employees	1	e	D	D
	Establishments with 500 to 999 employees	—	—	—	—
	Establishments with 1,000 employees or more	—	—	—	—
31529	Other cut and sew apparel manufacturing				
	All establishments	15	356	2 274	13 819
	Establishments with 1 to 4 employees	4	11	55	281
	Establishments with 5 to 9 employees	3	b	D	D
	Establishments with 10 to 19 employees	5	81	417	2 291
	Establishments with 20 to 49 employees	1	b	D	D
	Establishments with 50 to 99 employees	1	b	D	D
	Establishments with 100 to 249 employees	1	c	D	D
	Establishments with 250 to 499 employees	—	—	—	—
	Establishments with 500 to 999 employees	—	—	—	—
	Establishments with 1,000 employees or more	—	—	—	—
315291	Infants' cut and sew apparel manufacturing				
	All establishments	2	b	D	D
	Establishments with 1 to 4 employees	—	—	—	—
	Establishments with 5 to 9 employees	1	a	D	D
	Establishments with 10 to 19 employees	1	a	D	D
	Establishments with 20 to 49 employees	—	—	—	—
	Establishments with 50 to 99 employees	—	—	—	—
	Establishments with 100 to 249 employees	—	—	—	—
	Establishments with 250 to 499 employees	—	—	—	—
	Establishments with 500 to 999 employees	—	—	—	—
	Establishments with 1,000 employees or more	—	—	—	—
315292	Fur and leather apparel manufacturing				
	All establishments	2	b	D	D
	Establishments with 1 to 4 employees	—	—	—	—
	Establishments with 5 to 9 employees	—	—	—	—
	Establishments with 10 to 19 employees	1	a	D	D
	Establishments with 20 to 49 employees	1	b	D	D
	Establishments with 50 to 99 employees	—	—	—	—
	Establishments with 100 to 249 employees	—	—	—	—
	Establishments with 250 to 499 employees	—	—	—	—
	Establishments with 500 to 999 employees	—	—	—	—
	Establishments with 1,000 employees or more	—	—	—	—
315299	All other cut and sew apparel manufacturing				
	All establishments	11	288	1 782	11 193
	Establishments with 1 to 4 employees	4	11	55	281
	Establishments with 5 to 9 employees	2	a	D	D
	Establishments with 10 to 19 employees	3	b	D	D
	Establishments with 20 to 49 employees	—	—	—	—
	Establishments with 50 to 99 employees	1	b	D	D
	Establishments with 100 to 249 employees	1	c	D	D
	Establishments with 250 to 499 employees	—	—	—	—
	Establishments with 500 to 999 employees	—	—	—	—
	Establishments with 1,000 employees or more	—	—	—	—

See footnotes at end of table.

Table 2. Establishments, Employees, and Payroll by Industry and Employment Size of Establishments for the State: 2004—Con.

[Excludes most government employees, railroad employees, and self-employed persons. Size class 1 to 4 employees includes establishments having payroll, but no employees, during mid-March pay period. For meaning of abbreviations and symbols, see introductory text. For explanation of terms, see Appendix A. For statement on reliability, see the note at the end of the table and Appendix C]

NAICS code	Geography, kind of business, and employment size class	Establishments (number)	Paid employees for pay period including March 12 (number)	First-quarter payroll (\$1,000)	Annual payroll (\$1,000)
	NEW JERSEY—Con.				
31-33	Manufacturing—Con.				
315	Apparel manufacturing—Con.				
3159	Apparel accessories and other apparel manufacturing				
	All establishments	53	f	D	D
	Establishments with 1 to 4 employees	30	b	D	D
	Establishments with 5 to 9 employees	4	28	124	601
	Establishments with 10 to 19 employees	5	62	285	1 209
	Establishments with 20 to 49 employees	10	343	1 432	6 464
	Establishments with 50 to 99 employees	4	224	1 314	6 428
	Establishments with 100 to 249 employees	—	—	—	—
	Establishments with 250 to 499 employees	—	—	—	—
	Establishments with 500 to 999 employees	—	—	—	—
	Establishments with 1,000 employees or more	—	—	—	—
31599	Apparel accessories and other apparel manufacturing				
	All establishments	53	f	D	D
	Establishments with 1 to 4 employees	30	b	D	D
	Establishments with 5 to 9 employees	4	28	124	601
	Establishments with 10 to 19 employees	5	62	285	1 209
	Establishments with 20 to 49 employees	10	343	1 432	6 464
	Establishments with 50 to 99 employees	4	224	1 314	6 428
	Establishments with 100 to 249 employees	—	—	—	—
	Establishments with 250 to 499 employees	—	—	—	—
	Establishments with 500 to 999 employees	—	—	—	—
	Establishments with 1,000 employees or more	—	—	—	—
315991	Hat, cap, and millinery manufacturing				
	All establishments	13	382	2 058	9 610
	Establishments with 1 to 4 employees	3	a	D	D
	Establishments with 5 to 9 employees	1	a	D	D
	Establishments with 10 to 19 employees	1	a	D	D
	Establishments with 20 to 49 employees	4	135	594	2 601
	Establishments with 50 to 99 employees	4	224	1 314	6 428
	Establishments with 100 to 249 employees	—	—	—	—
	Establishments with 250 to 499 employees	—	—	—	—
	Establishments with 500 to 999 employees	—	—	—	—
	Establishments with 1,000 employees or more	—	—	—	—
315992	Glove and mitten manufacturing				
	All establishments	2	a	D	D
	Establishments with 1 to 4 employees	2	a	D	D
	Establishments with 5 to 9 employees	—	—	—	—
	Establishments with 10 to 19 employees	—	—	—	—
	Establishments with 20 to 49 employees	—	—	—	—
	Establishments with 50 to 99 employees	—	—	—	—
	Establishments with 100 to 249 employees	—	—	—	—
	Establishments with 250 to 499 employees	—	—	—	—
	Establishments with 500 to 999 employees	—	—	—	—
	Establishments with 1,000 employees or more	—	—	—	—
315993	Men's and boys' neckwear manufacturing				
	All establishments	4	b	D	D
	Establishments with 1 to 4 employees	1	a	D	D
	Establishments with 5 to 9 employees	1	a	D	D
	Establishments with 10 to 19 employees	—	—	—	—
	Establishments with 20 to 49 employees	2	b	D	D
	Establishments with 50 to 99 employees	—	—	—	—
	Establishments with 100 to 249 employees	—	—	—	—
	Establishments with 250 to 499 employees	—	—	—	—
	Establishments with 500 to 999 employees	—	—	—	—
	Establishments with 1,000 employees or more	—	—	—	—
315999	Other apparel accessories and other apparel manufacturing				
	All establishments	34	238	967	4 531
	Establishments with 1 to 4 employees	24	32	131	716
	Establishments with 5 to 9 employees	2	a	D	D
	Establishments with 10 to 19 employees	4	b	D	D
	Establishments with 20 to 49 employees	4	c	D	D
	Establishments with 50 to 99 employees	—	—	—	—
	Establishments with 100 to 249 employees	—	—	—	—
	Establishments with 250 to 499 employees	—	—	—	—
	Establishments with 500 to 999 employees	—	—	—	—
	Establishments with 1,000 employees or more	—	—	—	—
316	Leather and allied product manufacturing				
	All establishments	24	632	10 908	55 675
	Establishments with 1 to 4 employees	13	b	D	D
	Establishments with 5 to 9 employees	3	b	D	D
	Establishments with 10 to 19 employees	1	a	D	D
	Establishments with 20 to 49 employees	4	c	D	D
	Establishments with 50 to 99 employees	1	b	D	D
	Establishments with 100 to 249 employees	2	e	D	D
	Establishments with 250 to 499 employees	—	—	—	—
	Establishments with 500 to 999 employees	—	—	—	—
	Establishments with 1,000 employees or more	—	—	—	—

See footnotes at end of table.

Table 2. Establishments, Employees, and Payroll by Industry and Employment Size of Establishments for the State: 2004—Con.

[Excludes most government employees, railroad employees, and self-employed persons. Size class 1 to 4 employees includes establishments having payroll, but no employees, during mid-March pay period. For meaning of abbreviations and symbols, see introductory text. For explanation of terms, see Appendix A. For statement on reliability, see the note at the end of the table and Appendix C]

NAICS code	Geography, kind of business, and employment size class	Establishments (number)	Paid employees for pay period including March 12 (number)	First-quarter payroll (\$1,000)	Annual payroll (\$1,000)
	NEW JERSEY—Con.				
31-33	Manufacturing—Con.				
316	Leather and allied product manufacturing—Con.				
3161	Leather and hide tanning and finishing				
	All establishments	4	c	D	D
	Establishments with 1 to 4 employees	2	a	D	D
	Establishments with 5 to 9 employees	—	—	—	—
	Establishments with 10 to 19 employees	—	—	—	—
	Establishments with 20 to 49 employees	1	b	D	D
	Establishments with 50 to 99 employees	—	—	—	—
	Establishments with 100 to 249 employees	1	c	D	D
	Establishments with 250 to 499 employees	—	—	—	—
	Establishments with 500 to 999 employees	—	—	—	—
	Establishments with 1,000 employees or more	—	—	—	—
31611	Leather and hide tanning and finishing				
	All establishments	4	c	D	D
	Establishments with 1 to 4 employees	2	a	D	D
	Establishments with 5 to 9 employees	—	—	—	—
	Establishments with 10 to 19 employees	—	—	—	—
	Establishments with 20 to 49 employees	1	b	D	D
	Establishments with 50 to 99 employees	—	—	—	—
	Establishments with 100 to 249 employees	1	c	D	D
	Establishments with 250 to 499 employees	—	—	—	—
	Establishments with 500 to 999 employees	—	—	—	—
	Establishments with 1,000 employees or more	—	—	—	—
316110	Leather and hide tanning and finishing				
	All establishments	4	c	D	D
	Establishments with 1 to 4 employees	2	a	D	D
	Establishments with 5 to 9 employees	—	—	—	—
	Establishments with 10 to 19 employees	—	—	—	—
	Establishments with 20 to 49 employees	1	b	D	D
	Establishments with 50 to 99 employees	—	—	—	—
	Establishments with 100 to 249 employees	1	c	D	D
	Establishments with 250 to 499 employees	—	—	—	—
	Establishments with 500 to 999 employees	—	—	—	—
	Establishments with 1,000 employees or more	—	—	—	—
3162	Footwear manufacturing				
	All establishments	4	142	1 600	5 686
	Establishments with 1 to 4 employees	—	—	—	—
	Establishments with 5 to 9 employees	1	a	D	D
	Establishments with 10 to 19 employees	—	—	—	—
	Establishments with 20 to 49 employees	2	b	D	D
	Establishments with 50 to 99 employees	1	b	D	D
	Establishments with 100 to 249 employees	—	—	—	—
	Establishments with 250 to 499 employees	—	—	—	—
	Establishments with 500 to 999 employees	—	—	—	—
	Establishments with 1,000 employees or more	—	—	—	—
31621	Footwear manufacturing				
	All establishments	4	142	1 600	5 686
	Establishments with 1 to 4 employees	—	—	—	—
	Establishments with 5 to 9 employees	1	a	D	D
	Establishments with 10 to 19 employees	—	—	—	—
	Establishments with 20 to 49 employees	2	b	D	D
	Establishments with 50 to 99 employees	1	b	D	D
	Establishments with 100 to 249 employees	—	—	—	—
	Establishments with 250 to 499 employees	—	—	—	—
	Establishments with 500 to 999 employees	—	—	—	—
	Establishments with 1,000 employees or more	—	—	—	—
316213	Men's footwear (except athletic) manufacturing				
	All establishments	3	b	D	D
	Establishments with 1 to 4 employees	—	—	—	—
	Establishments with 5 to 9 employees	1	a	D	D
	Establishments with 10 to 19 employees	—	—	—	—
	Establishments with 20 to 49 employees	1	b	D	D
	Establishments with 50 to 99 employees	1	b	D	D
	Establishments with 100 to 249 employees	—	—	—	—
	Establishments with 250 to 499 employees	—	—	—	—
	Establishments with 500 to 999 employees	—	—	—	—
	Establishments with 1,000 employees or more	—	—	—	—
316219	Other footwear manufacturing				
	All establishments	1	b	D	D
	Establishments with 1 to 4 employees	—	—	—	—
	Establishments with 5 to 9 employees	—	—	—	—
	Establishments with 10 to 19 employees	—	—	—	—
	Establishments with 20 to 49 employees	1	b	D	D
	Establishments with 50 to 99 employees	—	—	—	—
	Establishments with 100 to 249 employees	—	—	—	—
	Establishments with 250 to 499 employees	—	—	—	—
	Establishments with 500 to 999 employees	—	—	—	—
	Establishments with 1,000 employees or more	—	—	—	—

See footnotes at end of table.

Table 2. Establishments, Employees, and Payroll by Industry and Employment Size of Establishments for the State: 2004—Con.

[Excludes most government employees, railroad employees, and self-employed persons. Size class 1 to 4 employees includes establishments having payroll, but no employees, during mid-March pay period. For meaning of abbreviations and symbols, see introductory text. For explanation of terms, see Appendix A. For statement on reliability, see the note at the end of the table and Appendix C]

NAICS code	Geography, kind of business, and employment size class	Establishments (number)	Paid employees for pay period including March 12 (number)	First-quarter payroll (\$1,000)	Annual payroll (\$1,000)
NEW JERSEY—Con.					
31-33	Manufacturing—Con.				
316	Leather and allied product manufacturing—Con.				
3169	Other leather and allied product manufacturing				
	All establishments	16	e	D	D
	Establishments with 1 to 4 employees	11	b	D	D
	Establishments with 5 to 9 employees	2	a	D	D
	Establishments with 10 to 19 employees	1	a	D	D
	Establishments with 20 to 49 employees	1	b	D	D
	Establishments with 50 to 99 employees	—	—	—	—
	Establishments with 100 to 249 employees	1	c	D	D
	Establishments with 250 to 499 employees	—	—	—	—
	Establishments with 500 to 999 employees	—	—	—	—
	Establishments with 1,000 employees or more	—	—	—	—
31699	Other leather and allied product manufacturing				
	All establishments	16	e	D	D
	Establishments with 1 to 4 employees	11	b	D	D
	Establishments with 5 to 9 employees	2	a	D	D
	Establishments with 10 to 19 employees	1	a	D	D
	Establishments with 20 to 49 employees	1	b	D	D
	Establishments with 50 to 99 employees	—	—	—	—
	Establishments with 100 to 249 employees	1	c	D	D
	Establishments with 250 to 499 employees	—	—	—	—
	Establishments with 500 to 999 employees	—	—	—	—
	Establishments with 1,000 employees or more	—	—	—	—
316991	Luggage manufacturing				
	All establishments	6	b	D	D
	Establishments with 1 to 4 employees	4	a	D	D
	Establishments with 5 to 9 employees	1	a	D	D
	Establishments with 10 to 19 employees	—	—	—	—
	Establishments with 20 to 49 employees	1	b	D	D
	Establishments with 50 to 99 employees	—	—	—	—
	Establishments with 100 to 249 employees	—	—	—	—
	Establishments with 250 to 499 employees	—	—	—	—
	Establishments with 500 to 999 employees	—	—	—	—
	Establishments with 1,000 employees or more	—	—	—	—
316992	Women's handbag and purse manufacturing				
	All establishments	3	c	D	D
	Establishments with 1 to 4 employees	2	a	D	D
	Establishments with 5 to 9 employees	—	—	—	—
	Establishments with 10 to 19 employees	—	—	—	—
	Establishments with 20 to 49 employees	—	—	—	—
	Establishments with 50 to 99 employees	—	—	—	—
	Establishments with 100 to 249 employees	1	c	D	D
	Establishments with 250 to 499 employees	—	—	—	—
	Establishments with 500 to 999 employees	—	—	—	—
	Establishments with 1,000 employees or more	—	—	—	—
316993	Personal leather goods (except women's handbag and purse) manufacturing				
	All establishments	4	a	D	D
	Establishments with 1 to 4 employees	3	a	D	D
	Establishments with 5 to 9 employees	1	a	D	D
	Establishments with 10 to 19 employees	—	—	—	—
	Establishments with 20 to 49 employees	—	—	—	—
	Establishments with 50 to 99 employees	—	—	—	—
	Establishments with 100 to 249 employees	—	—	—	—
	Establishments with 250 to 499 employees	—	—	—	—
	Establishments with 500 to 999 employees	—	—	—	—
	Establishments with 1,000 employees or more	—	—	—	—
316999	All other leather goods manufacturing				
	All establishments	3	a	D	D
	Establishments with 1 to 4 employees	2	a	D	D
	Establishments with 5 to 9 employees	—	—	—	—
	Establishments with 10 to 19 employees	1	a	D	D
	Establishments with 20 to 49 employees	—	—	—	—
	Establishments with 50 to 99 employees	—	—	—	—
	Establishments with 100 to 249 employees	—	—	—	—
	Establishments with 250 to 499 employees	—	—	—	—
	Establishments with 500 to 999 employees	—	—	—	—
	Establishments with 1,000 employees or more	—	—	—	—
321	Wood product manufacturing				
	All establishments	181	3 561	29 159	135 963
	Establishments with 1 to 4 employees	61	100	636	6 650
	Establishments with 5 to 9 employees	41	286	2 060	9 773
	Establishments with 10 to 19 employees	33	457	3 368	14 906
	Establishments with 20 to 49 employees	28	838	5 924	27 993
	Establishments with 50 to 99 employees	9	607	4 345	19 903
	Establishments with 100 to 249 employees	9	1 273	12 826	56 738
	Establishments with 250 to 499 employees	—	—	—	—
	Establishments with 500 to 999 employees	—	—	—	—
	Establishments with 1,000 employees or more	—	—	—	—

See footnotes at end of table.

Table 2. Establishments, Employees, and Payroll by Industry and Employment Size of Establishments for the State: 2004—Con.

[Excludes most government employees, railroad employees, and self-employed persons. Size class 1 to 4 employees includes establishments having payroll, but no employees, during mid-March pay period. For meaning of abbreviations and symbols, see introductory text. For explanation of terms, see Appendix A. For statement on reliability, see the note at the end of the table and Appendix C]

NAICS code	Geography, kind of business, and employment size class	Establishments (number)		Paid employees for pay period including March 12 (number)	First-quarter payroll (\$1,000)	Annual payroll (\$1,000)
	NEW JERSEY—Con.					
31-33	Manufacturing—Con.					
321	Wood product manufacturing—Con.					
3211	Sawmills and wood preservation					
	All establishments	12	e	D	D	
	Establishments with 1 to 4 employees	9	a	D	D	
	Establishments with 5 to 9 employees	1	a	D	D	
	Establishments with 10 to 19 employees	1	a	D	D	
	Establishments with 20 to 49 employees	—	—	—	—	
	Establishments with 50 to 99 employees	—	—	—	—	
	Establishments with 100 to 249 employees	1	c	D	D	
	Establishments with 250 to 499 employees	—	—	—	—	
	Establishments with 500 to 999 employees	—	—	—	—	
	Establishments with 1,000 employees or more	—	—	—	—	
32111	Sawmills and wood preservation					
	All establishments	12	e	D	D	
	Establishments with 1 to 4 employees	9	a	D	D	
	Establishments with 5 to 9 employees	1	a	D	D	
	Establishments with 10 to 19 employees	1	a	D	D	
	Establishments with 20 to 49 employees	—	—	—	—	
	Establishments with 50 to 99 employees	—	—	—	—	
	Establishments with 100 to 249 employees	1	c	D	D	
	Establishments with 250 to 499 employees	—	—	—	—	
	Establishments with 500 to 999 employees	—	—	—	—	
	Establishments with 1,000 employees or more	—	—	—	—	
321113	Sawmills					
	All establishments	8	c	D	D	
	Establishments with 1 to 4 employees	6	a	D	D	
	Establishments with 5 to 9 employees	1	a	D	D	
	Establishments with 10 to 19 employees	—	—	—	—	
	Establishments with 20 to 49 employees	—	—	—	—	
	Establishments with 50 to 99 employees	—	—	—	—	
	Establishments with 100 to 249 employees	1	c	D	D	
	Establishments with 250 to 499 employees	—	—	—	—	
	Establishments with 500 to 999 employees	—	—	—	—	
	Establishments with 1,000 employees or more	—	—	—	—	
321114	Wood preservation					
	All establishments	4	a	D	D	
	Establishments with 1 to 4 employees	3	a	D	D	
	Establishments with 5 to 9 employees	—	—	—	—	
	Establishments with 10 to 19 employees	1	a	D	D	
	Establishments with 20 to 49 employees	—	—	—	—	
	Establishments with 50 to 99 employees	—	—	—	—	
	Establishments with 100 to 249 employees	—	—	—	—	
	Establishments with 250 to 499 employees	—	—	—	—	
	Establishments with 500 to 999 employees	—	—	—	—	
	Establishments with 1,000 employees or more	—	—	—	—	
3212	Veneer, plywood, and engineered wood product manufacturing					
	All establishments	14	f	D	D	
	Establishments with 1 to 4 employees	1	a	D	D	
	Establishments with 5 to 9 employees	—	—	—	—	
	Establishments with 10 to 19 employees	3	b	D	D	
	Establishments with 20 to 49 employees	4	138	1 151	4 874	
	Establishments with 50 to 99 employees	2	c	D	D	
	Establishments with 100 to 249 employees	4	519	5 047	23 758	
	Establishments with 250 to 499 employees	—	—	—	—	
	Establishments with 500 to 999 employees	—	—	—	—	
	Establishments with 1,000 employees or more	—	—	—	—	
32121	Veneer, plywood, and engineered wood product manufacturing					
	All establishments	14	f	D	D	
	Establishments with 1 to 4 employees	1	a	D	D	
	Establishments with 5 to 9 employees	—	—	—	—	
	Establishments with 10 to 19 employees	3	b	D	D	
	Establishments with 20 to 49 employees	4	138	1 151	4 874	
	Establishments with 50 to 99 employees	2	c	D	D	
	Establishments with 100 to 249 employees	4	519	5 047	23 758	
	Establishments with 250 to 499 employees	—	—	—	—	
	Establishments with 500 to 999 employees	—	—	—	—	
	Establishments with 1,000 employees or more	—	—	—	—	
321211	Hardwood veneer and plywood manufacturing					
	All establishments	2	b	D	D	
	Establishments with 1 to 4 employees	—	—	—	—	
	Establishments with 5 to 9 employees	—	—	—	—	
	Establishments with 10 to 19 employees	1	a	D	D	
	Establishments with 20 to 49 employees	1	b	D	D	
	Establishments with 50 to 99 employees	—	—	—	—	
	Establishments with 100 to 249 employees	—	—	—	—	
	Establishments with 250 to 499 employees	—	—	—	—	
	Establishments with 500 to 999 employees	—	—	—	—	
	Establishments with 1,000 employees or more	—	—	—	—	

See footnotes at end of table.

Table 2. Establishments, Employees, and Payroll by Industry and Employment Size of Establishments for the State: 2004—Con.

[Excludes most government employees, railroad employees, and self-employed persons. Size class 1 to 4 employees includes establishments having payroll, but no employees, during mid-March pay period. For meaning of abbreviations and symbols, see introductory text. For explanation of terms, see Appendix A. For statement on reliability, see the note at the end of the table and Appendix C]

NAICS code	Geography, kind of business, and employment size class	Establishments (number)	Paid employees for pay period including March 12 (number)	First-quarter payroll (\$1,000)	Annual payroll (\$1,000)
NEW JERSEY—Con.					
31-33	Manufacturing—Con.				
321	Wood product manufacturing—Con.				
3212	Veneer, plywood, and engineered wood product manufacturing—Con.				
32121	Veneer, plywood, and engineered wood product manufacturing—Con.				
321213	Engineered wood member (except truss) manufacturing				
	All establishments	1	b	D	D
	Establishments with 1 to 4 employees	—	—	—	—
	Establishments with 5 to 9 employees	—	—	—	—
	Establishments with 10 to 19 employees	—	—	—	—
	Establishments with 20 to 49 employees	1	b	D	D
	Establishments with 50 to 99 employees	—	—	—	—
	Establishments with 100 to 249 employees	—	—	—	—
	Establishments with 250 to 499 employees	—	—	—	—
	Establishments with 500 to 999 employees	—	—	—	—
	Establishments with 1,000 employees or more	—	—	—	—
321214	Truss manufacturing				
	All establishments	10	596	5 432	26 576
	Establishments with 1 to 4 employees	1	a	D	D
	Establishments with 5 to 9 employees	—	—	—	—
	Establishments with 10 to 19 employees	2	b	D	D
	Establishments with 20 to 49 employees	2	b	D	D
	Establishments with 50 to 99 employees	2	c	D	D
	Establishments with 100 to 249 employees	3	e	D	D
	Establishments with 250 to 499 employees	—	—	—	—
	Establishments with 500 to 999 employees	—	—	—	—
	Establishments with 1,000 employees or more	—	—	—	—
321219	Reconstituted wood product manufacturing				
	All establishments	1	c	D	D
	Establishments with 1 to 4 employees	—	—	—	—
	Establishments with 5 to 9 employees	—	—	—	—
	Establishments with 10 to 19 employees	—	—	—	—
	Establishments with 20 to 49 employees	—	—	—	—
	Establishments with 50 to 99 employees	—	—	—	—
	Establishments with 100 to 249 employees	1	c	D	D
	Establishments with 250 to 499 employees	—	—	—	—
	Establishments with 500 to 999 employees	—	—	—	—
	Establishments with 1,000 employees or more	—	—	—	—
3219	Other wood product manufacturing				
	All establishments	155	2 449	18 316	87 505
	Establishments with 1 to 4 employees	51	88	594	6 255
	Establishments with 5 to 9 employees	40	e	D	D
	Establishments with 10 to 19 employees	29	404	2 909	12 945
	Establishments with 20 to 49 employees	24	700	4 773	23 119
	Establishments with 50 to 99 employees	7	e	D	D
	Establishments with 100 to 249 employees	4	f	D	D
	Establishments with 250 to 499 employees	—	—	—	—
	Establishments with 500 to 999 employees	—	—	—	—
	Establishments with 1,000 employees or more	—	—	—	—
32191	Millwork				
	All establishments	79	1 380	11 420	50 874
	Establishments with 1 to 4 employees	29	b	D	D
	Establishments with 5 to 9 employees	40	149	1 042	4 602
	Establishments with 10 to 19 employees	11	147	1 219	5 505
	Establishments with 20 to 49 employees	12	355	2 739	12 323
	Establishments with 50 to 99 employees	2	c	D	D
	Establishments with 100 to 249 employees	4	f	D	D
	Establishments with 250 to 499 employees	—	—	—	—
	Establishments with 500 to 999 employees	—	—	—	—
	Establishments with 1,000 employees or more	—	—	—	—
321911	Wood window and door manufacturing				
	All establishments	21	591	5 136	22 203
	Establishments with 1 to 4 employees	4	a	D	D
	Establishments with 5 to 9 employees	5	b	D	D
	Establishments with 10 to 19 employees	4	b	D	D
	Establishments with 20 to 49 employees	6	c	D	D
	Establishments with 50 to 99 employees	—	—	—	—
	Establishments with 100 to 249 employees	2	e	D	D
	Establishments with 250 to 499 employees	—	—	—	—
	Establishments with 500 to 999 employees	—	—	—	—
	Establishments with 1,000 employees or more	—	—	—	—
321912	Cut stock, resawing lumber, and planing				
	All establishments	9	86	415	1 797
	Establishments with 1 to 4 employees	3	a	D	D
	Establishments with 5 to 9 employees	4	b	D	D
	Establishments with 10 to 19 employees	1	a	D	D
	Establishments with 20 to 49 employees	1	b	D	D
	Establishments with 50 to 99 employees	—	—	—	—
	Establishments with 100 to 249 employees	—	—	—	—
	Establishments with 250 to 499 employees	—	—	—	—
	Establishments with 500 to 999 employees	—	—	—	—

See footnotes at end of table.

Table 2. Establishments, Employees, and Payroll by Industry and Employment Size of Establishments for the State: 2004—Con.

[Excludes most government employees, railroad employees, and self-employed persons. Size class 1 to 4 employees includes establishments having payroll, but no employees, during mid-March pay period. For meaning of abbreviations and symbols, see introductory text. For explanation of terms, see Appendix A. For statement on reliability, see the note at the end of the table and Appendix C]

NAICS code	Geography, kind of business, and employment size class	Establishments (number)	Paid employees for pay period including March 12 (number)	First-quarter payroll (\$1,000)	Annual payroll (\$1,000)
	NEW JERSEY—Con.				
31-33	Manufacturing—Con.				
321	Wood product manufacturing—Con.				
3219	Other wood product manufacturing—Con.				
32191	Millwork—Con.				
321912	Cut stock, resawing lumber, and planing—Con.				
	All establishments—Con.				
	Establishments with 1,000 employees or more.....	—	—	—	—
321918	Other millwork (including flooring)				
	All establishments.....	49	703	5 869	26 874
	Establishments with 1 to 4 employees.....	22	b	D	D
	Establishments with 5 to 9 employees.....	12	81	556	2 555
	Establishments with 10 to 19 employees.....	6	79	600	2 686
	Establishments with 20 to 49 employees.....	5	139	1 331	6 388
	Establishments with 50 to 99 employees.....	2	c	D	D
	Establishments with 100 to 249 employees.....	2	c	D	D
	Establishments with 250 to 499 employees.....	—	—	—	—
	Establishments with 500 to 999 employees.....	—	—	—	—
	Establishments with 1,000 employees or more.....	—	—	—	—
32192	Wood container and pallet manufacturing				
	All establishments.....	43	729	4 810	24 942
	Establishments with 1 to 4 employees.....	12	a	D	D
	Establishments with 5 to 9 employees.....	8	b	D	D
	Establishments with 10 to 19 employees.....	11	157	1 108	4 944
	Establishments with 20 to 49 employees.....	8	243	1 381	5 996
	Establishments with 50 to 99 employees.....	4	e	D	D
	Establishments with 100 to 249 employees.....	—	—	—	—
	Establishments with 250 to 499 employees.....	—	—	—	—
	Establishments with 500 to 999 employees.....	—	—	—	—
	Establishments with 1,000 employees or more.....	—	—	—	—
321920	Wood container and pallet manufacturing				
	All establishments.....	43	729	4 810	24 942
	Establishments with 1 to 4 employees.....	12	a	D	D
	Establishments with 5 to 9 employees.....	8	b	D	D
	Establishments with 10 to 19 employees.....	11	157	1 108	4 944
	Establishments with 20 to 49 employees.....	8	243	1 381	5 996
	Establishments with 50 to 99 employees.....	4	e	D	D
	Establishments with 100 to 249 employees.....	—	—	—	—
	Establishments with 250 to 499 employees.....	—	—	—	—
	Establishments with 500 to 999 employees.....	—	—	—	—
	Establishments with 1,000 employees or more.....	—	—	—	—
32199	All other wood product manufacturing				
	All establishments.....	33	340	2 086	11 689
	Establishments with 1 to 4 employees.....	10	a	D	D
	Establishments with 5 to 9 employees.....	11	b	D	D
	Establishments with 10 to 19 employees.....	7	100	582	2 496
	Establishments with 20 to 49 employees.....	4	102	653	4 800
	Establishments with 50 to 99 employees.....	1	b	D	D
	Establishments with 100 to 249 employees.....	—	—	—	—
	Establishments with 250 to 499 employees.....	—	—	—	—
	Establishments with 500 to 999 employees.....	—	—	—	—
	Establishments with 1,000 employees or more.....	—	—	—	—
321991	Manufactured home (mobile home) manufacturing				
	All establishments.....	1	a	D	D
	Establishments with 1 to 4 employees.....	1	a	D	D
	Establishments with 5 to 9 employees.....	—	—	—	—
	Establishments with 10 to 19 employees.....	—	—	—	—
	Establishments with 20 to 49 employees.....	—	—	—	—
	Establishments with 50 to 99 employees.....	—	—	—	—
	Establishments with 100 to 249 employees.....	—	—	—	—
	Establishments with 250 to 499 employees.....	—	—	—	—
	Establishments with 500 to 999 employees.....	—	—	—	—
	Establishments with 1,000 employees or more.....	—	—	—	—
321992	Prefabricated wood building manufacturing				
	All establishments.....	6	b	D	D
	Establishments with 1 to 4 employees.....	2	a	D	D
	Establishments with 5 to 9 employees.....	2	a	D	D
	Establishments with 10 to 19 employees.....	—	—	—	—
	Establishments with 20 to 49 employees.....	1	b	D	D
	Establishments with 50 to 99 employees.....	—	—	—	—
	Establishments with 100 to 249 employees.....	—	—	—	—
	Establishments with 250 to 499 employees.....	—	—	—	—
	Establishments with 500 to 999 employees.....	—	—	—	—
	Establishments with 1,000 employees or more.....	—	—	—	—

See footnotes at end of table.

Table 2. Establishments, Employees, and Payroll by Industry and Employment Size of Establishments for the State: 2004—Con.

[Excludes most government employees, railroad employees, and self-employed persons. Size class 1 to 4 employees includes establishments having payroll, but no employees, during mid-March pay period. For meaning of abbreviations and symbols, see introductory text. For explanation of terms, see Appendix A. For statement on reliability, see the note at the end of the table and Appendix C]

NAICS code	Geography, kind of business, and employment size class	Establishments (number)	Paid employees for pay period including March 12 (number)	First-quarter payroll (\$1,000)	Annual payroll (\$1,000)
NEW JERSEY—Con.					
31-33	Manufacturing—Con.				
321	Wood product manufacturing—Con.				
3219	Other wood product manufacturing—Con.				
32199	All other wood product manufacturing—Con.				
321999	All other miscellaneous wood product manufacturing				
	All establishments	26	293	1 648	7 960
	Establishments with 1 to 4 employees	7	a	D	D
	Establishments with 5 to 9 employees	8	b	D	D
	Establishments with 10 to 19 employees	7	100	582	2 496
	Establishments with 20 to 49 employees	3	b	D	D
	Establishments with 50 to 99 employees	1	b	D	D
	Establishments with 100 to 249 employees	—	—	—	—
	Establishments with 250 to 499 employees	—	—	—	—
	Establishments with 500 to 999 employees	—	—	—	—
	Establishments with 1,000 employees or more	—	—	—	—
322	Paper manufacturing				
	All establishments	235	14 661	155 278	652 960
	Establishments with 1 to 4 employees	37	76	675	9 671
	Establishments with 5 to 9 employees	23	c	D	D
	Establishments with 10 to 19 employees	32	451	3 645	15 991
	Establishments with 20 to 49 employees	49	1 559	15 533	67 869
	Establishments with 50 to 99 employees	37	2 526	24 849	104 076
	Establishments with 100 to 249 employees	49	7 010	74 233	298 961
	Establishments with 250 to 499 employees	7	2 272	25 945	109 519
	Establishments with 500 to 999 employees	1	f	D	D
	Establishments with 1,000 employees or more	—	—	—	—
3221	Pulp, paper, and paperboard mills				
	All establishments	19	1 760	23 342	99 746
	Establishments with 1 to 4 employees	5	10	150	872
	Establishments with 5 to 9 employees	1	a	D	D
	Establishments with 10 to 19 employees	2	b	D	D
	Establishments with 20 to 49 employees	2	b	D	D
	Establishments with 50 to 99 employees	4	300	3 182	13 117
	Establishments with 100 to 249 employees	3	425	4 720	19 019
	Establishments with 250 to 499 employees	1	e	D	D
	Establishments with 500 to 999 employees	1	f	D	D
	Establishments with 1,000 employees or more	—	—	—	—
32212	Paper mills				
	All establishments	12	1 215	17 132	75 982
	Establishments with 1 to 4 employees	4	a	D	D
	Establishments with 5 to 9 employees	1	a	D	D
	Establishments with 10 to 19 employees	2	b	D	D
	Establishments with 20 to 49 employees	1	b	D	D
	Establishments with 50 to 99 employees	1	b	D	D
	Establishments with 100 to 249 employees	1	c	D	D
	Establishments with 250 to 499 employees	1	e	D	D
	Establishments with 500 to 999 employees	1	f	D	D
	Establishments with 1,000 employees or more	—	—	—	—
322121	Paper (except newsprint) mills				
	All establishments	12	1 215	17 132	75 982
	Establishments with 1 to 4 employees	4	a	D	D
	Establishments with 5 to 9 employees	1	a	D	D
	Establishments with 10 to 19 employees	2	b	D	D
	Establishments with 20 to 49 employees	1	b	D	D
	Establishments with 50 to 99 employees	1	b	D	D
	Establishments with 100 to 249 employees	1	c	D	D
	Establishments with 250 to 499 employees	1	e	D	D
	Establishments with 500 to 999 employees	1	f	D	D
	Establishments with 1,000 employees or more	—	—	—	—
32213	Paperboard mills				
	All establishments	7	545	6 210	23 764
	Establishments with 1 to 4 employees	1	a	D	D
	Establishments with 5 to 9 employees	—	—	—	—
	Establishments with 10 to 19 employees	—	—	—	—
	Establishments with 20 to 49 employees	1	b	D	D
	Establishments with 50 to 99 employees	3	c	D	D
	Establishments with 100 to 249 employees	2	e	D	D
	Establishments with 250 to 499 employees	—	—	—	—
	Establishments with 500 to 999 employees	—	—	—	—
	Establishments with 1,000 employees or more	—	—	—	—
322130	Paperboard mills				
	All establishments	7	545	6 210	23 764
	Establishments with 1 to 4 employees	1	a	D	D
	Establishments with 5 to 9 employees	—	—	—	—
	Establishments with 10 to 19 employees	—	—	—	—
	Establishments with 20 to 49 employees	1	b	D	D
	Establishments with 50 to 99 employees	3	c	D	D
	Establishments with 100 to 249 employees	2	e	D	D
	Establishments with 250 to 499 employees	—	—	—	—
	Establishments with 500 to 999 employees	—	—	—	—
	Establishments with 1,000 employees or more	—	—	—	—

See footnotes at end of table.

Table 2. Establishments, Employees, and Payroll by Industry and Employment Size of Establishments for the State: 2004—Con.

[Excludes most government employees, railroad employees, and self-employed persons. Size class 1 to 4 employees includes establishments having payroll, but no employees, during mid-March pay period. For meaning of abbreviations and symbols, see introductory text. For explanation of terms, see Appendix A. For statement on reliability, see the note at the end of the table and Appendix C]

NAICS code	Geography, kind of business, and employment size class	Establishments (number)	Paid employees for pay period including March 12 (number)	First-quarter payroll (\$1,000)	Annual payroll (\$1,000)
	NEW JERSEY—Con.				
31-33	Manufacturing—Con.				
322	Paper manufacturing—Con.				
3222	Converted paper product manufacturing				
	All establishments	216	12 901	131 936	553 214
	Establishments with 1 to 4 employees	32	66	525	8 799
	Establishments with 5 to 9 employees	22	c	D	D
	Establishments with 10 to 19 employees	30	e	D	D
	Establishments with 20 to 49 employees	47	g	D	D
	Establishments with 50 to 99 employees	33	2 226	21 667	90 959
	Establishments with 100 to 249 employees	46	6 585	69 513	279 942
	Establishments with 250 to 499 employees	6	g	D	D
	Establishments with 500 to 999 employees	—	—	—	—
	Establishments with 1,000 employees or more	—	—	—	—
32221	Paperboard container manufacturing				
	All establishments	100	6 123	66 373	280 837
	Establishments with 1 to 4 employees	11	a	D	D
	Establishments with 5 to 9 employees	9	b	D	D
	Establishments with 10 to 19 employees	15	209	1 739	7 987
	Establishments with 20 to 49 employees	30	1 010	10 101	44 371
	Establishments with 50 to 99 employees	11	761	7 938	32 279
	Establishments with 100 to 249 employees	21	3 066	35 684	142 271
	Establishments with 250 to 499 employees	3	f	D	D
	Establishments with 500 to 999 employees	—	—	—	—
	Establishments with 1,000 employees or more	—	—	—	—
322211	Corrugated and solid fiber box manufacturing				
	All establishments	52	3 507	40 698	173 300
	Establishments with 1 to 4 employees	4	a	D	D
	Establishments with 5 to 9 employees	3	b	D	D
	Establishments with 10 to 19 employees	10	c	D	D
	Establishments with 20 to 49 employees	15	538	5 439	27 498
	Establishments with 50 to 99 employees	5	324	3 623	15 602
	Establishments with 100 to 249 employees	13	1 849	23 050	92 575
	Establishments with 250 to 499 employees	2	f	D	D
	Establishments with 500 to 999 employees	—	—	—	—
	Establishments with 1,000 employees or more	—	—	—	—
322212	Folding paperboard box manufacturing				
	All establishments	29	1 999	20 084	85 895
	Establishments with 1 to 4 employees	5	a	D	D
	Establishments with 5 to 9 employees	4	b	D	D
	Establishments with 10 to 19 employees	1	a	D	D
	Establishments with 20 to 49 employees	7	219	2 579	8 126
	Establishments with 50 to 99 employees	4	e	D	D
	Establishments with 100 to 249 employees	7	g	D	D
	Establishments with 250 to 499 employees	1	e	D	D
	Establishments with 500 to 999 employees	—	—	—	—
	Establishments with 1,000 employees or more	—	—	—	—
322213	Setup paperboard box manufacturing				
	All establishments	7	e	D	D
	Establishments with 1 to 4 employees	2	a	D	D
	Establishments with 5 to 9 employees	1	a	D	D
	Establishments with 10 to 19 employees	1	a	D	D
	Establishments with 20 to 49 employees	1	b	D	D
	Establishments with 50 to 99 employees	1	b	D	D
	Establishments with 100 to 249 employees	1	c	D	D
	Establishments with 250 to 499 employees	—	—	—	—
	Establishments with 500 to 999 employees	—	—	—	—
	Establishments with 1,000 employees or more	—	—	—	—
322214	Fiber can, tube, drum, and similar products manufacturing				
	All establishments	11	335	2 607	11 037
	Establishments with 1 to 4 employees	—	—	—	—
	Establishments with 5 to 9 employees	1	a	D	D
	Establishments with 10 to 19 employees	3	b	D	D
	Establishments with 20 to 49 employees	6	c	D	D
	Establishments with 50 to 99 employees	1	b	D	D
	Establishments with 100 to 249 employees	—	—	—	—
	Establishments with 250 to 499 employees	—	—	—	—
	Establishments with 500 to 999 employees	—	—	—	—
	Establishments with 1,000 employees or more	—	—	—	—
322215	Nonfolding sanitary food container manufacturing				
	All establishments	1	b	D	D
	Establishments with 1 to 4 employees	—	—	—	—
	Establishments with 5 to 9 employees	—	—	—	—
	Establishments with 10 to 19 employees	—	—	—	—
	Establishments with 20 to 49 employees	1	b	D	D
	Establishments with 50 to 99 employees	—	—	—	—
	Establishments with 100 to 249 employees	—	—	—	—
	Establishments with 250 to 499 employees	—	—	—	—
	Establishments with 500 to 999 employees	—	—	—	—
	Establishments with 1,000 employees or more	—	—	—	—

See footnotes at end of table.

Table 2. Establishments, Employees, and Payroll by Industry and Employment Size of Establishments for the State: 2004—Con.

[Excludes most government employees, railroad employees, and self-employed persons. Size class 1 to 4 employees includes establishments having payroll, but no employees, during mid-March pay period. For meaning of abbreviations and symbols, see introductory text. For explanation of terms, see Appendix A. For statement on reliability, see the note at the end of the table and Appendix C]

NAICS code	Geography, kind of business, and employment size class	Establishments (number)	Paid employees for pay period including March 12 (number)	First-quarter payroll (\$1,000)	Annual payroll (\$1,000)
31-33	NEW JERSEY—Con.				
	Manufacturing—Con.				
322	Paper manufacturing—Con.				
3222	Converted paper product manufacturing—Con.				
32222	Paper bag and coated and treated paper manufacturing				
	All establishments	62	3 917	42 896	178 908
	Establishments with 1 to 4 employees	11	b	D	D
	Establishments with 5 to 9 employees	6	b	D	D
	Establishments with 10 to 19 employees	9	c	D	D
	Establishments with 20 to 49 employees	11	330	3 298	13 895
	Establishments with 50 to 99 employees	9	632	7 600	30 540
	Establishments with 100 to 249 employees	13	1 789	19 806	84 222
	Establishments with 250 to 499 employees	3	962	10 508	43 008
	Establishments with 500 to 999 employees	—	—	—	—
	Establishments with 1,000 employees or more	—	—	—	—
322221	Coated and laminated packaging paper and plastics film manufacturing				
	All establishments	5	c	D	D
	Establishments with 1 to 4 employees	1	a	D	D
	Establishments with 5 to 9 employees	1	a	D	D
	Establishments with 10 to 19 employees	2	b	D	D
	Establishments with 20 to 49 employees	—	—	—	—
	Establishments with 50 to 99 employees	—	—	—	—
	Establishments with 100 to 249 employees	1	c	D	D
	Establishments with 250 to 499 employees	—	—	—	—
	Establishments with 500 to 999 employees	—	—	—	—
	Establishments with 1,000 employees or more	—	—	—	—
322222	Coated and laminated paper manufacturing				
	All establishments	41	2 590	30 950	127 311
	Establishments with 1 to 4 employees	8	b	D	D
	Establishments with 5 to 9 employees	4	b	D	D
	Establishments with 10 to 19 employees	5	b	D	D
	Establishments with 20 to 49 employees	7	208	2 206	9 160
	Establishments with 50 to 99 employees	6	446	5 505	21 584
	Establishments with 100 to 249 employees	9	1 203	14 134	59 411
	Establishments with 250 to 499 employees	2	f	D	D
	Establishments with 500 to 999 employees	—	—	—	—
	Establishments with 1,000 employees or more	—	—	—	—
322223	Plastics, foil, and coated paper bag manufacturing				
	All establishments	3	b	D	D
	Establishments with 1 to 4 employees	1	a	D	D
	Establishments with 5 to 9 employees	—	—	—	—
	Establishments with 10 to 19 employees	1	a	D	D
	Establishments with 20 to 49 employees	1	b	D	D
	Establishments with 50 to 99 employees	—	—	—	—
	Establishments with 100 to 249 employees	—	—	—	—
	Establishments with 250 to 499 employees	—	—	—	—
	Establishments with 500 to 999 employees	—	—	—	—
	Establishments with 1,000 employees or more	—	—	—	—
322224	Uncoated paper and multiwall bag manufacturing				
	All establishments	3	631	5 072	22 174
	Establishments with 1 to 4 employees	—	—	—	—
	Establishments with 5 to 9 employees	—	—	—	—
	Establishments with 10 to 19 employees	—	—	—	—
	Establishments with 20 to 49 employees	—	—	—	—
	Establishments with 50 to 99 employees	1	b	D	D
	Establishments with 100 to 249 employees	1	c	D	D
	Establishments with 250 to 499 employees	1	e	D	D
	Establishments with 500 to 999 employees	—	—	—	—
	Establishments with 1,000 employees or more	—	—	—	—
322225	Laminated aluminum foil manufacturing for flexible packaging uses				
	All establishments	6	288	3 201	13 695
	Establishments with 1 to 4 employees	1	a	D	D
	Establishments with 5 to 9 employees	—	—	—	—
	Establishments with 10 to 19 employees	1	a	D	D
	Establishments with 20 to 49 employees	1	b	D	D
	Establishments with 50 to 99 employees	2	c	D	D
	Establishments with 100 to 249 employees	1	c	D	D
	Establishments with 250 to 499 employees	—	—	—	—
	Establishments with 500 to 999 employees	—	—	—	—
	Establishments with 1,000 employees or more	—	—	—	—
322226	Surface-coated paperboard manufacturing				
	All establishments	4	223	1 794	7 630
	Establishments with 1 to 4 employees	—	—	—	—
	Establishments with 5 to 9 employees	1	a	D	D
	Establishments with 10 to 19 employees	—	—	—	—
	Establishments with 20 to 49 employees	2	b	D	D
	Establishments with 50 to 99 employees	—	—	—	—
	Establishments with 100 to 249 employees	1	c	D	D
	Establishments with 250 to 499 employees	—	—	—	—
	Establishments with 500 to 999 employees	—	—	—	—

See footnotes at end of table.

Table 2. Establishments, Employees, and Payroll by Industry and Employment Size of Establishments for the State: 2004—Con.

[Excludes most government employees, railroad employees, and self-employed persons. Size class 1 to 4 employees includes establishments having payroll, but no employees, during mid-March pay period. For meaning of abbreviations and symbols, see introductory text. For explanation of terms, see Appendix A. For statement on reliability, see the note at the end of the table and Appendix C]

NAICS code	Geography, kind of business, and employment size class	Establishments (number)	Paid employees for pay period including March 12 (number)	First-quarter payroll (\$1,000)	Annual payroll (\$1,000)
	NEW JERSEY—Con.				
31-33	Manufacturing—Con.				
322	Paper manufacturing—Con.				
3222	Converted paper product manufacturing—Con.				
32222	Paper bag and coated and treated paper manufacturing—Con.				
322226	Surface-coated paperboard manufacturing—Con.				
	All establishments—Con.				
	Establishments with 1,000 employees or more	—	—	—	—
32223	Stationery product manufacturing				
	All establishments	26	1 410	11 905	46 706
	Establishments with 1 to 4 employees	6	a	D	D
	Establishments with 5 to 9 employees	4	b	D	D
	Establishments with 10 to 19 employees	3	b	D	D
	Establishments with 20 to 49 employees	2	b	D	D
	Establishments with 50 to 99 employees	4	239	1 806	7 956
	Establishments with 100 to 249 employees	7	1 051	9 014	33 026
	Establishments with 250 to 499 employees	—	—	—	—
	Establishments with 500 to 999 employees	—	—	—	—
	Establishments with 1,000 employees or more	—	—	—	—
322231	Die-cut paper and paperboard office supplies manufacturing				
	All establishments	13	379	2 311	10 398
	Establishments with 1 to 4 employees	4	a	D	D
	Establishments with 5 to 9 employees	1	a	D	D
	Establishments with 10 to 19 employees	3	b	D	D
	Establishments with 20 to 49 employees	1	b	D	D
	Establishments with 50 to 99 employees	3	c	D	D
	Establishments with 100 to 249 employees	1	c	D	D
	Establishments with 250 to 499 employees	—	—	—	—
	Establishments with 500 to 999 employees	—	—	—	—
	Establishments with 1,000 employees or more	—	—	—	—
322232	Envelope manufacturing				
	All establishments	8	811	7 608	27 469
	Establishments with 1 to 4 employees	2	a	D	D
	Establishments with 5 to 9 employees	1	a	D	D
	Establishments with 10 to 19 employees	—	—	—	—
	Establishments with 20 to 49 employees	—	—	—	—
	Establishments with 50 to 99 employees	—	—	—	—
	Establishments with 100 to 249 employees	5	f	D	D
	Establishments with 250 to 499 employees	—	—	—	—
	Establishments with 500 to 999 employees	—	—	—	—
	Establishments with 1,000 employees or more	—	—	—	—
322233	Stationery, tablet, and related product manufacturing				
	All establishments	5	220	1 986	8 839
	Establishments with 1 to 4 employees	—	—	—	—
	Establishments with 5 to 9 employees	2	a	D	D
	Establishments with 10 to 19 employees	—	—	—	—
	Establishments with 20 to 49 employees	1	b	D	D
	Establishments with 50 to 99 employees	1	b	D	D
	Establishments with 100 to 249 employees	1	c	D	D
	Establishments with 250 to 499 employees	—	—	—	—
	Establishments with 500 to 999 employees	—	—	—	—
	Establishments with 1,000 employees or more	—	—	—	—
32229	Other converted paper product manufacturing				
	All establishments	28	1 451	10 762	46 763
	Establishments with 1 to 4 employees	4	a	D	D
	Establishments with 5 to 9 employees	3	b	D	D
	Establishments with 10 to 19 employees	3	b	D	D
	Establishments with 20 to 49 employees	4	c	D	D
	Establishments with 50 to 99 employees	9	594	4 323	20 184
	Establishments with 100 to 249 employees	5	679	5 009	20 423
	Establishments with 250 to 499 employees	—	—	—	—
	Establishments with 500 to 999 employees	—	—	—	—
	Establishments with 1,000 employees or more	—	—	—	—
322291	Sanitary paper product manufacturing				
	All establishments	6	345	1 272	8 287
	Establishments with 1 to 4 employees	—	—	—	—
	Establishments with 5 to 9 employees	1	a	D	D
	Establishments with 10 to 19 employees	1	a	D	D
	Establishments with 20 to 49 employees	1	b	D	D
	Establishments with 50 to 99 employees	2	c	D	D
	Establishments with 100 to 249 employees	1	c	D	D
	Establishments with 250 to 499 employees	—	—	—	—
	Establishments with 500 to 999 employees	—	—	—	—
	Establishments with 1,000 employees or more	—	—	—	—

See footnotes at end of table.

Table 2. Establishments, Employees, and Payroll by Industry and Employment Size of Establishments for the State: 2004—Con.

[Excludes most government employees, railroad employees, and self-employed persons. Size class 1 to 4 employees includes establishments having payroll, but no employees, during mid-March pay period. For meaning of abbreviations and symbols, see introductory text. For explanation of terms, see Appendix A. For statement on reliability, see the note at the end of the table and Appendix C]

NAICS code	Geography, kind of business, and employment size class	Establishments (number)	Paid employees for pay period including March 12 (number)	First-quarter payroll (\$1,000)	Annual payroll (\$1,000)
	NEW JERSEY—Con.				
31-33	Manufacturing—Con.				
323	Printing and related support activities—Con.				
3231	Printing and related support activities—Con.				
32311	Printing—Con.				
323112	Commercial flexographic printing—Con.				
	All establishments—Con.				
	Establishments with 1,000 employees or more.....	—	—	—	—
323113	Commercial screen printing				
	All establishments.....	145	3 010	16 710	75 397
	Establishments with 1 to 4 employees.....	60	c	D	D
	Establishments with 5 to 9 employees.....	34	236	1 374	6 924
	Establishments with 10 to 19 employees.....	20	276	1 815	9 080
	Establishments with 20 to 49 employees.....	16	528	3 512	16 082
	Establishments with 50 to 99 employees.....	9	611	3 786	18 310
	Establishments with 100 to 249 employees.....	5	762	4 125	17 095
	Establishments with 250 to 499 employees.....	1	e	D	D
	Establishments with 500 to 999 employees.....	—	—	—	—
	Establishments with 1,000 employees or more.....	—	—	—	—
323114	Quick printing				
	All establishments.....	244	1 669	13 829	59 228
	Establishments with 1 to 4 employees.....	153	328	2 180	9 429
	Establishments with 5 to 9 employees.....	50	328	2 348	10 085
	Establishments with 10 to 19 employees.....	30	385	3 549	15 000
	Establishments with 20 to 49 employees.....	6	c	D	D
	Establishments with 50 to 99 employees.....	4	264	2 318	9 684
	Establishments with 100 to 249 employees.....	1	c	D	D
	Establishments with 250 to 499 employees.....	—	—	—	—
	Establishments with 500 to 999 employees.....	—	—	—	—
	Establishments with 1,000 employees or more.....	—	—	—	—
323115	Digital printing				
	All establishments.....	36	554	5 275	20 290
	Establishments with 1 to 4 employees.....	7	a	D	D
	Establishments with 5 to 9 employees.....	13	89	647	2 758
	Establishments with 10 to 19 employees.....	9	125	1 168	4 386
	Establishments with 20 to 49 employees.....	4	120	949	3 959
	Establishments with 50 to 99 employees.....	3	c	D	D
	Establishments with 100 to 249 employees.....	—	—	—	—
	Establishments with 250 to 499 employees.....	—	—	—	—
	Establishments with 500 to 999 employees.....	—	—	—	—
	Establishments with 1,000 employees or more.....	—	—	—	—
323116	Manifold business forms printing				
	All establishments.....	24	794	7 425	30 408
	Establishments with 1 to 4 employees.....	7	a	D	D
	Establishments with 5 to 9 employees.....	4	b	D	D
	Establishments with 10 to 19 employees.....	4	55	557	2 115
	Establishments with 20 to 49 employees.....	3	85	715	3 037
	Establishments with 50 to 99 employees.....	3	183	1 841	7 486
	Establishments with 100 to 249 employees.....	3	433	3 966	16 313
	Establishments with 250 to 499 employees.....	—	—	—	—
	Establishments with 500 to 999 employees.....	—	—	—	—
	Establishments with 1,000 employees or more.....	—	—	—	—
323117	Books printing				
	All establishments.....	28	693	7 311	32 676
	Establishments with 1 to 4 employees.....	8	a	D	D
	Establishments with 5 to 9 employees.....	9	58	525	1 994
	Establishments with 10 to 19 employees.....	4	b	D	D
	Establishments with 20 to 49 employees.....	3	106	909	3 909
	Establishments with 50 to 99 employees.....	2	c	D	D
	Establishments with 100 to 249 employees.....	2	e	D	D
	Establishments with 250 to 499 employees.....	—	—	—	—
	Establishments with 500 to 999 employees.....	—	—	—	—
	Establishments with 1,000 employees or more.....	—	—	—	—
323118	Blankbook, looseleaf binders, and devices manufacturing				
	All establishments.....	8	248	1 994	8 096
	Establishments with 1 to 4 employees.....	3	5	30	302
	Establishments with 5 to 9 employees.....	1	a	D	D
	Establishments with 10 to 19 employees.....	1	a	D	D
	Establishments with 20 to 49 employees.....	2	b	D	D
	Establishments with 50 to 99 employees.....	—	—	—	—
	Establishments with 100 to 249 employees.....	1	c	D	D
	Establishments with 250 to 499 employees.....	—	—	—	—
	Establishments with 500 to 999 employees.....	—	—	—	—
	Establishments with 1,000 employees or more.....	—	—	—	—

See footnotes at end of table.

Table 2. Establishments, Employees, and Payroll by Industry and Employment Size of Establishments for the State: 2004—Con.

[Excludes most government employees, railroad employees, and self-employed persons. Size class 1 to 4 employees includes establishments having payroll, but no employees, during mid-March pay period. For meaning of abbreviations and symbols, see introductory text. For explanation of terms, see Appendix A. For statement on reliability, see the note at the end of the table and Appendix C]

NAICS code	Geography, kind of business, and employment size class	Establishments (number)	Paid employees for pay period including March 12 (number)	First-quarter payroll (\$1,000)	Annual payroll (\$1,000)
	NEW JERSEY—Con.				
31-33	Manufacturing—Con.				
324	Petroleum and coal products manufacturing—Con.				
3241	Petroleum and coal products manufacturing—Con.				
32419	Other petroleum and coal products manufacturing—Con.				
324199	All other petroleum and coal products manufacturing—Con.				
	All establishments—Con.				
	Establishments with 1,000 employees or more	—	—	—	—
325	Chemical manufacturing				
	All establishments	704	63 971	1 359 234	5 306 830
	Establishments with 1 to 4 employees	138	238	3 617	21 019
	Establishments with 5 to 9 employees	113	787	9 486	38 316
	Establishments with 10 to 19 employees	96	1 339	16 809	68 068
	Establishments with 20 to 49 employees	148	4 678	60 065	246 601
	Establishments with 50 to 99 employees	89	6 154	87 178	344 037
	Establishments with 100 to 249 employees	75	11 631	166 004	654 003
	Establishments with 250 to 499 employees	30	10 366	159 369	625 795
	Establishments with 500 to 999 employees	7	5 383	87 358	361 908
	Establishments with 1,000 employees or more	8	23 395	769 348	2 947 083
3251	Basic chemical manufacturing				
	All establishments	123	7 549	132 153	515 232
	Establishments with 1 to 4 employees	17	b	D	D
	Establishments with 5 to 9 employees	24	c	D	D
	Establishments with 10 to 19 employees	16	219	3 061	11 174
	Establishments with 20 to 49 employees	25	800	9 576	39 829
	Establishments with 50 to 99 employees	20	1 498	23 180	97 631
	Establishments with 100 to 249 employees	14	1 965	33 142	119 171
	Establishments with 250 to 499 employees	6	g	D	D
	Establishments with 500 to 999 employees	1	f	D	D
	Establishments with 1,000 employees or more	—	—	—	—
32511	Petrochemical manufacturing				
	All establishments	3	c	D	D
	Establishments with 1 to 4 employees	—	—	—	—
	Establishments with 5 to 9 employees	—	—	—	—
	Establishments with 10 to 19 employees	1	a	D	D
	Establishments with 20 to 49 employees	1	b	D	D
	Establishments with 50 to 99 employees	—	—	—	—
	Establishments with 100 to 249 employees	1	c	D	D
	Establishments with 250 to 499 employees	—	—	—	—
	Establishments with 500 to 999 employees	—	—	—	—
	Establishments with 1,000 employees or more	—	—	—	—
325110	Petrochemical manufacturing				
	All establishments	3	c	D	D
	Establishments with 1 to 4 employees	—	—	—	—
	Establishments with 5 to 9 employees	—	—	—	—
	Establishments with 10 to 19 employees	1	a	D	D
	Establishments with 20 to 49 employees	1	b	D	D
	Establishments with 50 to 99 employees	—	—	—	—
	Establishments with 100 to 249 employees	1	c	D	D
	Establishments with 250 to 499 employees	—	—	—	—
	Establishments with 500 to 999 employees	—	—	—	—
	Establishments with 1,000 employees or more	—	—	—	—
32512	Industrial gas manufacturing				
	All establishments	19	g	D	D
	Establishments with 1 to 4 employees	5	a	D	D
	Establishments with 5 to 9 employees	5	b	D	D
	Establishments with 10 to 19 employees	4	51	673	2 793
	Establishments with 20 to 49 employees	3	c	D	D
	Establishments with 50 to 99 employees	—	—	—	—
	Establishments with 100 to 249 employees	—	—	—	—
	Establishments with 250 to 499 employees	1	e	D	D
	Establishments with 500 to 999 employees	1	f	D	D
	Establishments with 1,000 employees or more	—	—	—	—
325120	Industrial gas manufacturing				
	All establishments	19	g	D	D
	Establishments with 1 to 4 employees	5	a	D	D
	Establishments with 5 to 9 employees	5	b	D	D
	Establishments with 10 to 19 employees	4	51	673	2 793
	Establishments with 20 to 49 employees	3	c	D	D
	Establishments with 50 to 99 employees	—	—	—	—
	Establishments with 100 to 249 employees	—	—	—	—
	Establishments with 250 to 499 employees	1	e	D	D
	Establishments with 500 to 999 employees	1	f	D	D
	Establishments with 1,000 employees or more	—	—	—	—

See footnotes at end of table.

Table 2. Establishments, Employees, and Payroll by Industry and Employment Size of Establishments for the State: 2004—Con.

[Excludes most government employees, railroad employees, and self-employed persons. Size class 1 to 4 employees includes establishments having payroll, but no employees, during mid-March pay period. For meaning of abbreviations and symbols, see introductory text. For explanation of terms, see Appendix A. For statement on reliability, see the note at the end of the table and Appendix C]

NAICS code	Geography, kind of business, and employment size class	Establishments (number)	Paid employees for pay period including March 12 (number)	First-quarter payroll (\$1,000)	Annual payroll (\$1,000)
	NEW JERSEY—Con.				
31-33	Manufacturing—Con.				
325	Chemical manufacturing—Con.				
3251	Basic chemical manufacturing—Con.				
32513	Synthetic dye and pigment manufacturing				
	All establishments	18	380	5 050	20 026
	Establishments with 1 to 4 employees	4	a	D	D
	Establishments with 5 to 9 employees	6	b	D	D
	Establishments with 10 to 19 employees	3	b	D	D
	Establishments with 20 to 49 employees	3	b	D	D
	Establishments with 50 to 99 employees	1	b	D	D
	Establishments with 100 to 249 employees	1	c	D	D
	Establishments with 250 to 499 employees	—	—	—	—
	Establishments with 500 to 999 employees	—	—	—	—
	Establishments with 1,000 employees or more	—	—	—	—
325131	Inorganic dye and pigment manufacturing				
	All establishments	3	b	D	D
	Establishments with 1 to 4 employees	1	a	D	D
	Establishments with 5 to 9 employees	1	a	D	D
	Establishments with 10 to 19 employees	1	a	D	D
	Establishments with 20 to 49 employees	—	—	—	—
	Establishments with 50 to 99 employees	—	—	—	—
	Establishments with 100 to 249 employees	—	—	—	—
	Establishments with 250 to 499 employees	—	—	—	—
	Establishments with 500 to 999 employees	—	—	—	—
	Establishments with 1,000 employees or more	—	—	—	—
325132	Synthetic organic dye and pigment manufacturing				
	All establishments	15	e	D	D
	Establishments with 1 to 4 employees	3	a	D	D
	Establishments with 5 to 9 employees	5	b	D	D
	Establishments with 10 to 19 employees	2	b	D	D
	Establishments with 20 to 49 employees	3	b	D	D
	Establishments with 50 to 99 employees	1	b	D	D
	Establishments with 100 to 249 employees	1	c	D	D
	Establishments with 250 to 499 employees	—	—	—	—
	Establishments with 500 to 999 employees	—	—	—	—
	Establishments with 1,000 employees or more	—	—	—	—
32518	Other basic inorganic chemical manufacturing				
	All establishments	29	1 530	24 257	94 427
	Establishments with 1 to 4 employees	2	a	D	D
	Establishments with 5 to 9 employees	5	b	D	D
	Establishments with 10 to 19 employees	3	b	D	D
	Establishments with 20 to 49 employees	7	243	2 975	12 613
	Establishments with 50 to 99 employees	7	f	D	D
	Establishments with 100 to 249 employees	5	f	D	D
	Establishments with 250 to 499 employees	—	—	—	—
	Establishments with 500 to 999 employees	—	—	—	—
	Establishments with 1,000 employees or more	—	—	—	—
325181	Alkalies and chlorine manufacturing				
	All establishments	1	c	D	D
	Establishments with 1 to 4 employees	—	—	—	—
	Establishments with 5 to 9 employees	—	—	—	—
	Establishments with 10 to 19 employees	—	—	—	—
	Establishments with 20 to 49 employees	—	—	—	—
	Establishments with 50 to 99 employees	—	—	—	—
	Establishments with 100 to 249 employees	1	c	D	D
	Establishments with 250 to 499 employees	—	—	—	—
	Establishments with 500 to 999 employees	—	—	—	—
	Establishments with 1,000 employees or more	—	—	—	—
325188	All other basic inorganic chemical manufacturing				
	All establishments	28	g	D	D
	Establishments with 1 to 4 employees	2	a	D	D
	Establishments with 5 to 9 employees	5	b	D	D
	Establishments with 10 to 19 employees	3	b	D	D
	Establishments with 20 to 49 employees	7	243	2 975	12 613
	Establishments with 50 to 99 employees	7	f	D	D
	Establishments with 100 to 249 employees	4	535	9 679	35 613
	Establishments with 250 to 499 employees	—	—	—	—
	Establishments with 500 to 999 employees	—	—	—	—
	Establishments with 1,000 employees or more	—	—	—	—
32519	Other basic organic chemical manufacturing				
	All establishments	54	4 018	72 053	276 533
	Establishments with 1 to 4 employees	6	a	D	D
	Establishments with 5 to 9 employees	8	b	D	D
	Establishments with 10 to 19 employees	5	b	D	D
	Establishments with 20 to 49 employees	11	329	4 208	17 232
	Establishments with 50 to 99 employees	12	877	13 488	57 908
	Establishments with 100 to 249 employees	7	1 040	17 289	59 654
	Establishments with 250 to 499 employees	5	1 626	34 728	130 625
	Establishments with 500 to 999 employees	—	—	—	—
	Establishments with 1,000 employees or more	—	—	—	—

See footnotes at end of table.

Table 2. Establishments, Employees, and Payroll by Industry and Employment Size of Establishments for the State: 2004—Con.

[Excludes most government employees, railroad employees, and self-employed persons. Size class 1 to 4 employees includes establishments having payroll, but no employees, during mid-March pay period. For meaning of abbreviations and symbols, see introductory text. For explanation of terms, see Appendix A. For statement on reliability, see the note at the end of the table and Appendix C]

NAICS code	Geography, kind of business, and employment size class	Establishments (number)	Paid employees for pay period including March 12 (number)	First-quarter payroll (\$1,000)	Annual payroll (\$1,000)
NEW JERSEY—Con.					
31-33	Manufacturing—Con.				
325	Chemical manufacturing—Con.				
3252	Resin, synthetic rubber, and artificial synthetic fibers and filaments manufacturing—Con.				
32521	Resin and synthetic rubber manufacturing—Con.				
325211	Plastics material and resin manufacturing—Con.				
	All establishments—Con.				
	Establishments with 500 to 999 employees	—	—	—	—
	Establishments with 1,000 employees or more	—	—	—	—
325212	Synthetic rubber manufacturing				
	All establishments	4	c	D	D
	Establishments with 1 to 4 employees	2	a	D	D
	Establishments with 5 to 9 employees	1	a	D	D
	Establishments with 10 to 19 employees	—	—	—	—
	Establishments with 20 to 49 employees	—	—	—	—
	Establishments with 50 to 99 employees	1	b	D	D
	Establishments with 100 to 249 employees	—	—	—	—
	Establishments with 250 to 499 employees	—	—	—	—
	Establishments with 500 to 999 employees	—	—	—	—
	Establishments with 1,000 employees or more	—	—	—	—
3253	Pesticide, fertilizer, and other agricultural chemical manufacturing				
	All establishments	21	324	3 499	16 984
	Establishments with 1 to 4 employees	6	a	D	D
	Establishments with 5 to 9 employees	5	b	D	D
	Establishments with 10 to 19 employees	4	b	D	D
	Establishments with 20 to 49 employees	5	122	1 509	7 636
	Establishments with 50 to 99 employees	—	—	—	—
	Establishments with 100 to 249 employees	1	c	D	D
	Establishments with 250 to 499 employees	—	—	—	—
	Establishments with 500 to 999 employees	—	—	—	—
	Establishments with 1,000 employees or more	—	—	—	—
32531	Fertilizer manufacturing				
	All establishments	17	167	1 739	7 776
	Establishments with 1 to 4 employees	6	a	D	D
	Establishments with 5 to 9 employees	4	b	D	D
	Establishments with 10 to 19 employees	4	b	D	D
	Establishments with 20 to 49 employees	3	b	D	D
	Establishments with 50 to 99 employees	—	—	—	—
	Establishments with 100 to 249 employees	—	—	—	—
	Establishments with 250 to 499 employees	—	—	—	—
	Establishments with 500 to 999 employees	—	—	—	—
	Establishments with 1,000 employees or more	—	—	—	—
325314	Fertilizer (mixing only) manufacturing				
	All establishments	17	167	1 739	7 776
	Establishments with 1 to 4 employees	6	a	D	D
	Establishments with 5 to 9 employees	4	b	D	D
	Establishments with 10 to 19 employees	4	b	D	D
	Establishments with 20 to 49 employees	3	b	D	D
	Establishments with 50 to 99 employees	—	—	—	—
	Establishments with 100 to 249 employees	—	—	—	—
	Establishments with 250 to 499 employees	—	—	—	—
	Establishments with 500 to 999 employees	—	—	—	—
	Establishments with 1,000 employees or more	—	—	—	—
32532	Pesticide and other agricultural chemical manufacturing				
	All establishments	4	157	1 760	9 208
	Establishments with 1 to 4 employees	—	—	—	—
	Establishments with 5 to 9 employees	1	a	D	D
	Establishments with 10 to 19 employees	—	—	—	—
	Establishments with 20 to 49 employees	2	b	D	D
	Establishments with 50 to 99 employees	—	—	—	—
	Establishments with 100 to 249 employees	1	c	D	D
	Establishments with 250 to 499 employees	—	—	—	—
	Establishments with 500 to 999 employees	—	—	—	—
	Establishments with 1,000 employees or more	—	—	—	—
325320	Pesticide and other agricultural chemical manufacturing				
	All establishments	4	157	1 760	9 208
	Establishments with 1 to 4 employees	—	—	—	—
	Establishments with 5 to 9 employees	1	a	D	D
	Establishments with 10 to 19 employees	—	—	—	—
	Establishments with 20 to 49 employees	2	b	D	D
	Establishments with 50 to 99 employees	—	—	—	—
	Establishments with 100 to 249 employees	1	c	D	D
	Establishments with 250 to 499 employees	—	—	—	—
	Establishments with 500 to 999 employees	—	—	—	—
	Establishments with 1,000 employees or more	—	—	—	—

See footnotes at end of table.

Table 2. Establishments, Employees, and Payroll by Industry and Employment Size of Establishments for the State: 2004—Con.

[Excludes most government employees, railroad employees, and self-employed persons. Size class 1 to 4 employees includes establishments having payroll, but no employees, during mid-March pay period. For meaning of abbreviations and symbols, see introductory text. For explanation of terms, see Appendix A. For statement on reliability, see the note at the end of the table and Appendix C]

NAICS code	Geography, kind of business, and employment size class	Establishments (number)	Paid employees for pay period including March 12 (number)	First-quarter payroll (\$1,000)	Annual payroll (\$1,000)
	NEW JERSEY—Con.				
31-33	Manufacturing—Con.				
325	Chemical manufacturing—Con.				
3254	Pharmaceutical and medicine manufacturing				
	All establishments	148	35 845	959 811	3 701 478
	Establishments with 1 to 4 employees	26	39	1 213	7 199
	Establishments with 5 to 9 employees	17	c	D	D
	Establishments with 10 to 19 employees	14	190	2 147	8 366
	Establishments with 20 to 49 employees	25	778	10 850	45 924
	Establishments with 50 to 99 employees	21	1 430	19 645	74 899
	Establishments with 100 to 249 employees	21	3 418	55 508	206 940
	Establishments with 250 to 499 employees	13	4 822	81 206	308 249
	Establishments with 500 to 999 employees	4	2 968	45 965	187 697
	Establishments with 1,000 employees or more	7	j	D	D
32541	Pharmaceutical and medicine manufacturing				
	All establishments	148	35 845	959 811	3 701 478
	Establishments with 1 to 4 employees	26	39	1 213	7 199
	Establishments with 5 to 9 employees	17	c	D	D
	Establishments with 10 to 19 employees	14	190	2 147	8 366
	Establishments with 20 to 49 employees	25	778	10 850	45 924
	Establishments with 50 to 99 employees	21	1 430	19 645	74 899
	Establishments with 100 to 249 employees	21	3 418	55 508	206 940
	Establishments with 250 to 499 employees	13	4 822	81 206	308 249
	Establishments with 500 to 999 employees	4	2 968	45 965	187 697
	Establishments with 1,000 employees or more	7	j	D	D
325411	Medicinal and botanical manufacturing				
	All establishments	36	3 201	52 864	206 150
	Establishments with 1 to 4 employees	10	a	D	D
	Establishments with 5 to 9 employees	6	b	D	D
	Establishments with 10 to 19 employees	2	b	D	D
	Establishments with 20 to 49 employees	6	203	2 212	10 550
	Establishments with 50 to 99 employees	3	c	D	D
	Establishments with 100 to 249 employees	6	f	D	D
	Establishments with 250 to 499 employees	2	f	D	D
	Establishments with 500 to 999 employees	—	—	—	—
	Establishments with 1,000 employees or more	1	g	D	D
325412	Pharmaceutical preparation manufacturing				
	All establishments	95	30 943	872 139	3 368 432
	Establishments with 1 to 4 employees	15	22	282	4 328
	Establishments with 5 to 9 employees	8	b	D	D
	Establishments with 10 to 19 employees	9	131	1 613	6 049
	Establishments with 20 to 49 employees	14	394	5 632	23 058
	Establishments with 50 to 99 employees	15	1 062	12 318	51 204
	Establishments with 100 to 249 employees	14	2 401	39 229	143 393
	Establishments with 250 to 499 employees	11	h	D	D
	Establishments with 500 to 999 employees	4	2 968	45 965	187 697
	Establishments with 1,000 employees or more	5	19 926	697 134	2 687 735
325413	In-vitro diagnostic substance manufacturing				
	All establishments	7	g	D	D
	Establishments with 1 to 4 employees	—	—	—	—
	Establishments with 5 to 9 employees	2	a	D	D
	Establishments with 10 to 19 employees	2	b	D	D
	Establishments with 20 to 49 employees	—	—	—	—
	Establishments with 50 to 99 employees	1	b	D	D
	Establishments with 100 to 249 employees	1	c	D	D
	Establishments with 250 to 499 employees	—	—	—	—
	Establishments with 500 to 999 employees	—	—	—	—
	Establishments with 1,000 employees or more	1	g	D	D
325414	Biological product (except diagnostic) manufacturing				
	All establishments	10	e	D	D
	Establishments with 1 to 4 employees	1	a	D	D
	Establishments with 5 to 9 employees	1	a	D	D
	Establishments with 10 to 19 employees	1	a	D	D
	Establishments with 20 to 49 employees	5	181	3 006	12 316
	Establishments with 50 to 99 employees	2	c	D	D
	Establishments with 100 to 249 employees	—	—	—	—
	Establishments with 250 to 499 employees	—	—	—	—
	Establishments with 500 to 999 employees	—	—	—	—
	Establishments with 1,000 employees or more	—	—	—	—
3255	Paint, coating, and adhesive manufacturing				
	All establishments	94	2 381	28 100	116 197
	Establishments with 1 to 4 employees	22	b	D	D
	Establishments with 5 to 9 employees	22	c	D	D
	Establishments with 10 to 19 employees	18	253	3 049	14 609
	Establishments with 20 to 49 employees	21	733	8 505	36 205
	Establishments with 50 to 99 employees	5	289	3 771	15 471
	Establishments with 100 to 249 employees	6	924	10 945	41 683
	Establishments with 250 to 499 employees	—	—	—	—
	Establishments with 500 to 999 employees	—	—	—	—
	Establishments with 1,000 employees or more	—	—	—	—

See footnotes at end of table.

Table 2. Establishments, Employees, and Payroll by Industry and Employment Size of Establishments for the State: 2004—Con.

[Excludes most government employees, railroad employees, and self-employed persons. Size class 1 to 4 employees includes establishments having payroll, but no employees, during mid-March pay period. For meaning of abbreviations and symbols, see introductory text. For explanation of terms, see Appendix A. For statement on reliability, see the note at the end of the table and Appendix C]

NAICS code	Geography, kind of business, and employment size class	Establishments (number)	Paid employees for pay period including March 12 (number)	First-quarter payroll (\$1,000)	Annual payroll (\$1,000)
NEW JERSEY—Con.					
31-33	Manufacturing—Con.				
325	Chemical manufacturing—Con.				
3255	Paint, coating, and adhesive manufacturing—Con.				
32551	Paint and coating manufacturing				
	All establishments	52	1 195	12 476	52 644
	Establishments with 1 to 4 employees	17	b	D	D
	Establishments with 5 to 9 employees	12	b	D	D
	Establishments with 10 to 19 employees	6	82	699	3 202
	Establishments with 20 to 49 employees	12	401	4 034	17 861
	Establishments with 50 to 99 employees	2	c	D	D
	Establishments with 100 to 249 employees	3	500	5 437	21 907
	Establishments with 250 to 499 employees	—	—	—	—
	Establishments with 500 to 999 employees	—	—	—	—
	Establishments with 1,000 employees or more	—	—	—	—
325510	Paint and coating manufacturing				
	All establishments	52	1 195	12 476	52 644
	Establishments with 1 to 4 employees	17	b	D	D
	Establishments with 5 to 9 employees	12	b	D	D
	Establishments with 10 to 19 employees	6	82	699	3 202
	Establishments with 20 to 49 employees	12	401	4 034	17 861
	Establishments with 50 to 99 employees	2	c	D	D
	Establishments with 100 to 249 employees	3	500	5 437	21 907
	Establishments with 250 to 499 employees	—	—	—	—
	Establishments with 500 to 999 employees	—	—	—	—
	Establishments with 1,000 employees or more	—	—	—	—
32552	Adhesive manufacturing				
	All establishments	42	1 186	15 624	63 553
	Establishments with 1 to 4 employees	5	a	D	D
	Establishments with 5 to 9 employees	10	b	D	D
	Establishments with 10 to 19 employees	12	171	2 350	11 407
	Establishments with 20 to 49 employees	9	332	4 471	18 344
	Establishments with 50 to 99 employees	3	c	D	D
	Establishments with 100 to 249 employees	3	424	5 508	19 776
	Establishments with 250 to 499 employees	—	—	—	—
	Establishments with 500 to 999 employees	—	—	—	—
	Establishments with 1,000 employees or more	—	—	—	—
325520	Adhesive manufacturing				
	All establishments	42	1 186	15 624	63 553
	Establishments with 1 to 4 employees	5	a	D	D
	Establishments with 5 to 9 employees	10	b	D	D
	Establishments with 10 to 19 employees	12	171	2 350	11 407
	Establishments with 20 to 49 employees	9	332	4 471	18 344
	Establishments with 50 to 99 employees	3	c	D	D
	Establishments with 100 to 249 employees	3	424	5 508	19 776
	Establishments with 250 to 499 employees	—	—	—	—
	Establishments with 500 to 999 employees	—	—	—	—
	Establishments with 1,000 employees or more	—	—	—	—
3256	Soap, cleaning compound, and toilet preparation manufacturing				
	All establishments	163	12 748	163 368	676 497
	Establishments with 1 to 4 employees	35	68	964	4 693
	Establishments with 5 to 9 employees	19	140	1 440	6 116
	Establishments with 10 to 19 employees	24	347	3 593	17 134
	Establishments with 20 to 49 employees	28	855	12 591	43 526
	Establishments with 50 to 99 employees	20	1 345	17 414	71 722
	Establishments with 100 to 249 employees	24	3 853	45 953	202 992
	Establishments with 250 to 499 employees	10	h	D	D
	Establishments with 500 to 999 employees	2	g	D	D
	Establishments with 1,000 employees or more	1	g	D	D
32561	Soap and cleaning compound manufacturing				
	All establishments	63	2 353	25 898	104 560
	Establishments with 1 to 4 employees	14	28	283	1 345
	Establishments with 5 to 9 employees	10	75	952	4 278
	Establishments with 10 to 19 employees	12	170	1 966	8 578
	Establishments with 20 to 49 employees	12	333	3 630	12 462
	Establishments with 50 to 99 employees	10	746	9 169	38 338
	Establishments with 100 to 249 employees	5	1 001	9 898	39 559
	Establishments with 250 to 499 employees	—	—	—	—
	Establishments with 500 to 999 employees	—	—	—	—
	Establishments with 1,000 employees or more	—	—	—	—
325611	Soap and other detergent manufacturing				
	All establishments	35	1 274	12 314	49 241
	Establishments with 1 to 4 employees	8	14	93	674
	Establishments with 5 to 9 employees	7	55	791	3 681
	Establishments with 10 to 19 employees	5	68	766	3 401
	Establishments with 20 to 49 employees	9	255	2 843	9 388
	Establishments with 50 to 99 employees	3	c	D	D
	Establishments with 100 to 249 employees	3	f	D	D
	Establishments with 250 to 499 employees	—	—	—	—
	Establishments with 500 to 999 employees	—	—	—	—
	Establishments with 1,000 employees or more	—	—	—	—

See footnotes at end of table.

Table 2. Establishments, Employees, and Payroll by Industry and Employment Size of Establishments for the State: 2004—Con.

[Excludes most government employees, railroad employees, and self-employed persons. Size class 1 to 4 employees includes establishments having payroll, but no employees, during mid-March pay period. For meaning of abbreviations and symbols, see introductory text. For explanation of terms, see Appendix A. For statement on reliability, see the note at the end of the table and Appendix C]

NAICS code	Geography, kind of business, and employment size class	Establishments (number)	Paid employees for pay period including March 12 (number)	First-quarter payroll (\$1,000)	Annual payroll (\$1,000)
	NEW JERSEY—Con.				
31-33	Manufacturing—Con.				
325	Chemical manufacturing—Con.				
3256	Soap, cleaning compound, and toilet preparation manufacturing—Con.				
32561	Soap and cleaning compound manufacturing—Con.				
325612	Polish and other sanitation good manufacturing				
	All establishments	17	517	5 940	23 794
	Establishments with 1 to 4 employees	5	a	D	D
	Establishments with 5 to 9 employees	1	a	D	D
	Establishments with 10 to 19 employees	6	b	D	D
	Establishments with 20 to 49 employees	2	b	D	D
	Establishments with 50 to 99 employees	2	c	D	D
	Establishments with 100 to 249 employees	1	c	D	D
	Establishments with 250 to 499 employees	—	—	—	—
	Establishments with 500 to 999 employees	—	—	—	—
	Establishments with 1,000 employees or more	—	—	—	—
325613	Surface active agent manufacturing				
	All establishments	11	562	7 644	31 525
	Establishments with 1 to 4 employees	1	a	D	D
	Establishments with 5 to 9 employees	2	a	D	D
	Establishments with 10 to 19 employees	1	a	D	D
	Establishments with 20 to 49 employees	1	b	D	D
	Establishments with 50 to 99 employees	5	b	5 627	23 520
	Establishments with 100 to 249 employees	1	c	D	D
	Establishments with 250 to 499 employees	—	—	—	—
	Establishments with 500 to 999 employees	—	—	—	—
	Establishments with 1,000 employees or more	—	—	—	—
32562	Toilet preparation manufacturing				
	All establishments	100	10 395	137 470	571 937
	Establishments with 1 to 4 employees	21	40	681	3 348
	Establishments with 5 to 9 employees	9	65	488	1 838
	Establishments with 10 to 19 employees	12	177	1 627	8 556
	Establishments with 20 to 49 employees	16	522	8 961	31 064
	Establishments with 50 to 99 employees	10	599	8 245	33 384
	Establishments with 100 to 249 employees	19	2 852	36 055	163 433
	Establishments with 250 to 499 employees	10	h	D	D
	Establishments with 500 to 999 employees	2	g	D	D
	Establishments with 1,000 employees or more	1	g	D	D
325620	Toilet preparation manufacturing				
	All establishments	100	10 395	137 470	571 937
	Establishments with 1 to 4 employees	21	40	681	3 348
	Establishments with 5 to 9 employees	9	65	488	1 838
	Establishments with 10 to 19 employees	12	177	1 627	8 556
	Establishments with 20 to 49 employees	16	522	8 961	31 064
	Establishments with 50 to 99 employees	10	599	8 245	33 384
	Establishments with 100 to 249 employees	19	2 852	36 055	163 433
	Establishments with 250 to 499 employees	10	h	D	D
	Establishments with 500 to 999 employees	2	g	D	D
	Establishments with 1,000 employees or more	1	g	D	D
3259	Other chemical product and preparation manufacturing				
	All establishments	121	3 517	48 718	192 559
	Establishments with 1 to 4 employees	30	b	D	D
	Establishments with 5 to 9 employees	24	c	D	D
	Establishments with 10 to 19 employees	18	249	4 143	13 612
	Establishments with 20 to 49 employees	29	850	10 054	45 122
	Establishments with 50 to 99 employees	12	794	10 513	41 533
	Establishments with 100 to 249 employees	7	1 143	15 912	62 932
	Establishments with 250 to 499 employees	1	e	D	D
	Establishments with 500 to 999 employees	—	—	—	—
	Establishments with 1,000 employees or more	—	—	—	—
32591	Printing ink manufacturing				
	All establishments	25	f	D	D
	Establishments with 1 to 4 employees	3	7	80	373
	Establishments with 5 to 9 employees	4	b	D	D
	Establishments with 10 to 19 employees	6	82	1 076	4 207
	Establishments with 20 to 49 employees	9	c	D	D
	Establishments with 50 to 99 employees	3	c	D	D
	Establishments with 100 to 249 employees	—	—	—	—
	Establishments with 250 to 499 employees	—	—	—	—
	Establishments with 500 to 999 employees	—	—	—	—
	Establishments with 1,000 employees or more	—	—	—	—
325910	Printing ink manufacturing				
	All establishments	25	f	D	D
	Establishments with 1 to 4 employees	3	7	80	373
	Establishments with 5 to 9 employees	4	b	D	D
	Establishments with 10 to 19 employees	6	82	1 076	4 207
	Establishments with 20 to 49 employees	9	c	D	D
	Establishments with 50 to 99 employees	3	c	D	D
	Establishments with 100 to 249 employees	—	—	—	—
	Establishments with 250 to 499 employees	—	—	—	—
	Establishments with 500 to 999 employees	—	—	—	—
	Establishments with 1,000 employees or more	—	—	—	—

See footnotes at end of table.

Table 2. Establishments, Employees, and Payroll by Industry and Employment Size of Establishments for the State: 2004—Con.

[Excludes most government employees, railroad employees, and self-employed persons. Size class 1 to 4 employees includes establishments having payroll, but no employees, during mid-March pay period. For meaning of abbreviations and symbols, see introductory text. For explanation of terms, see Appendix A. For statement on reliability, see the note at the end of the table and Appendix C]

NAICS code	Geography, kind of business, and employment size class	Establishments (number)	Paid employees for pay period including March 12 (number)	First-quarter payroll (\$1,000)	Annual payroll (\$1,000)
	NEW JERSEY—Con.				
31-33	Manufacturing—Con.				
325	Chemical manufacturing—Con.				
3259	Other chemical product and preparation manufacturing—Con.				
32591	Printing ink manufacturing—Con.				
325910	Printing ink manufacturing—Con.				
	All establishments—Con.				
	Establishments with 1,000 employees or more	—	—	—	—
32592	Explosives manufacturing				
	All establishments	1	b	D	D
	Establishments with 1 to 4 employees	—	—	—	—
	Establishments with 5 to 9 employees	—	—	—	—
	Establishments with 10 to 19 employees	—	—	—	—
	Establishments with 20 to 49 employees	1	b	D	D
	Establishments with 50 to 99 employees	—	—	—	—
	Establishments with 100 to 249 employees	—	—	—	—
	Establishments with 250 to 499 employees	—	—	—	—
	Establishments with 500 to 999 employees	—	—	—	—
	Establishments with 1,000 employees or more	—	—	—	—
325920	Explosives manufacturing				
	All establishments	1	b	D	D
	Establishments with 1 to 4 employees	—	—	—	—
	Establishments with 5 to 9 employees	—	—	—	—
	Establishments with 10 to 19 employees	—	—	—	—
	Establishments with 20 to 49 employees	1	b	D	D
	Establishments with 50 to 99 employees	—	—	—	—
	Establishments with 100 to 249 employees	—	—	—	—
	Establishments with 250 to 499 employees	—	—	—	—
	Establishments with 500 to 999 employees	—	—	—	—
	Establishments with 1,000 employees or more	—	—	—	—
32599	All other chemical product and preparation manufacturing				
	All establishments	95	2 978	41 936	164 635
	Establishments with 1 to 4 employees	27	b	D	D
	Establishments with 5 to 9 employees	20	c	D	D
	Establishments with 10 to 19 employees	12	167	3 067	9 405
	Establishments with 20 to 49 employees	19	595	6 853	31 849
	Establishments with 50 to 99 employees	9	f	D	D
	Establishments with 100 to 249 employees	7	1 143	15 912	62 932
	Establishments with 250 to 499 employees	1	e	D	D
	Establishments with 500 to 999 employees	—	—	—	—
	Establishments with 1,000 employees or more	—	—	—	—
325991	Custom compounding of purchased resins				
	All establishments	31	913	13 623	45 331
	Establishments with 1 to 4 employees	8	a	D	D
	Establishments with 5 to 9 employees	6	b	D	D
	Establishments with 10 to 19 employees	4	53	1 968	4 461
	Establishments with 20 to 49 employees	9	288	3 633	14 352
	Establishments with 50 to 99 employees	1	b	D	D
	Establishments with 100 to 249 employees	3	470	5 877	21 192
	Establishments with 250 to 499 employees	—	—	—	—
	Establishments with 500 to 999 employees	—	—	—	—
	Establishments with 1,000 employees or more	—	—	—	—
325992	Photographic film, paper, plate, and chemical manufacturing				
	All establishments	15	644	11 899	46 296
	Establishments with 1 to 4 employees	9	a	D	D
	Establishments with 5 to 9 employees	3	24	243	965
	Establishments with 10 to 19 employees	—	—	—	—
	Establishments with 20 to 49 employees	—	—	—	—
	Establishments with 50 to 99 employees	—	—	—	—
	Establishments with 100 to 249 employees	2	e	D	D
	Establishments with 250 to 499 employees	1	e	D	D
	Establishments with 500 to 999 employees	—	—	—	—
	Establishments with 1,000 employees or more	—	—	—	—
325998	All other miscellaneous chemical product and preparation manufacturing				
	All establishments	49	1 421	16 414	73 008
	Establishments with 1 to 4 employees	10	b	D	D
	Establishments with 5 to 9 employees	11	b	D	D
	Establishments with 10 to 19 employees	8	114	1 099	4 944
	Establishments with 20 to 49 employees	10	307	3 220	17 497
	Establishments with 50 to 99 employees	8	f	D	D
	Establishments with 100 to 249 employees	2	e	D	D
	Establishments with 250 to 499 employees	—	—	—	—
	Establishments with 500 to 999 employees	—	—	—	—
	Establishments with 1,000 employees or more	—	—	—	—

See footnotes at end of table.

Table 2. Establishments, Employees, and Payroll by Industry and Employment Size of Establishments for the State: 2004—Con.

[Excludes most government employees, railroad employees, and self-employed persons. Size class 1 to 4 employees includes establishments having payroll, but no employees, during mid-March pay period. For meaning of abbreviations and symbols, see introductory text. For explanation of terms, see Appendix A. For statement on reliability, see the note at the end of the table and Appendix C]

NAICS code	Geography, kind of business, and employment size class	Establishments (number)	Paid employees for pay period including March 12 (number)	First-quarter payroll (\$1,000)	Annual payroll (\$1,000)
NEW JERSEY—Con.					
31-33	Manufacturing—Con.				
326	Plastics and rubber products manufacturing				
	All establishments	493	25 803	226 696	963 597
	Establishments with 1 to 4 employees	93	165	1 601	8 436
	Establishments with 5 to 9 employees	62	415	3 846	16 309
	Establishments with 10 to 19 employees	90	1 260	9 871	44 082
	Establishments with 20 to 49 employees	106	3 404	29 149	127 608
	Establishments with 50 to 99 employees	70	4 873	44 709	183 787
	Establishments with 100 to 249 employees	60	8 925	83 917	352 665
	Establishments with 250 to 499 employees	9	2 947	19 386	96 309
	Establishments with 500 to 999 employees	2	g	D	D
	Establishments with 1,000 employees or more	1	g	D	D
3261	Plastics product manufacturing				
	All establishments	434	23 326	204 226	860 957
	Establishments with 1 to 4 employees	82	c	D	D
	Establishments with 5 to 9 employees	49	330	2 941	12 620
	Establishments with 10 to 19 employees	80	1 121	8 832	39 520
	Establishments with 20 to 49 employees	92	2 992	25 668	111 152
	Establishments with 50 to 99 employees	67	4 689	42 474	176 087
	Establishments with 100 to 249 employees	53	7 575	70 936	292 660
	Establishments with 250 to 499 employees	8	h	D	D
	Establishments with 500 to 999 employees	2	g	D	D
	Establishments with 1,000 employees or more	1	g	D	D
32611	Plastics packaging materials and unlaminated film and sheet manufacturing				
	All establishments	80	3 110	27 341	112 877
	Establishments with 1 to 4 employees	16	b	D	D
	Establishments with 5 to 9 employees	9	b	D	D
	Establishments with 10 to 19 employees	14	197	1 910	8 038
	Establishments with 20 to 49 employees	18	560	4 677	19 527
	Establishments with 50 to 99 employees	14	1 014	8 407	36 652
	Establishments with 100 to 249 employees	8	899	9 742	37 171
	Establishments with 250 to 499 employees	1	e	D	D
	Establishments with 500 to 999 employees	—	—	—	—
	Establishments with 1,000 employees or more	—	—	—	—
326111	Plastics bag manufacturing				
	All establishments	26	1 143	7 882	33 978
	Establishments with 1 to 4 employees	6	a	D	D
	Establishments with 5 to 9 employees	3	b	D	D
	Establishments with 10 to 19 employees	3	38	440	1 877
	Establishments with 20 to 49 employees	7	194	1 554	6 366
	Establishments with 50 to 99 employees	3	c	D	D
	Establishments with 100 to 249 employees	3	329	2 399	10 221
	Establishments with 250 to 499 employees	1	e	D	D
	Establishments with 500 to 999 employees	—	—	—	—
	Establishments with 1,000 employees or more	—	—	—	—
326112	Plastics packaging film and sheet (including laminated) manufacturing				
	All establishments	14	301	2 958	13 267
	Establishments with 1 to 4 employees	2	a	D	D
	Establishments with 5 to 9 employees	2	a	D	D
	Establishments with 10 to 19 employees	4	64	617	2 733
	Establishments with 20 to 49 employees	5	165	1 754	7 601
	Establishments with 50 to 99 employees	1	b	D	D
	Establishments with 100 to 249 employees	—	—	—	—
	Establishments with 250 to 499 employees	—	—	—	—
	Establishments with 500 to 999 employees	—	—	—	—
	Establishments with 1,000 employees or more	—	—	—	—
326113	Unlaminated plastics film and sheet (except packaging) manufacturing				
	All establishments	40	1 666	16 501	65 632
	Establishments with 1 to 4 employees	8	a	D	D
	Establishments with 5 to 9 employees	4	b	D	D
	Establishments with 10 to 19 employees	7	95	853	3 428
	Establishments with 20 to 49 employees	6	201	1 369	5 560
	Establishments with 50 to 99 employees	10	759	6 490	27 630
	Establishments with 100 to 249 employees	5	570	7 343	26 950
	Establishments with 250 to 499 employees	—	—	—	—
	Establishments with 500 to 999 employees	—	—	—	—
	Establishments with 1,000 employees or more	—	—	—	—
32612	Plastics pipe, pipe fitting, and unlaminated profile shape manufacturing				
	All establishments	42	1 951	18 194	72 588
	Establishments with 1 to 4 employees	5	a	D	D
	Establishments with 5 to 9 employees	1	a	D	D
	Establishments with 10 to 19 employees	8	c	D	D
	Establishments with 20 to 49 employees	12	e	D	D
	Establishments with 50 to 99 employees	11	696	6 458	25 657
	Establishments with 100 to 249 employees	5	721	7 164	26 970
	Establishments with 250 to 499 employees	—	—	—	—
	Establishments with 500 to 999 employees	—	—	—	—
	Establishments with 1,000 employees or more	—	—	—	—

See footnotes at end of table.

Table 2. Establishments, Employees, and Payroll by Industry and Employment Size of Establishments for the State: 2004—Con.

[Excludes most government employees, railroad employees, and self-employed persons. Size class 1 to 4 employees includes establishments having payroll, but no employees, during mid-March pay period. For meaning of abbreviations and symbols, see introductory text. For explanation of terms, see Appendix A. For statement on reliability, see the note at the end of the table and Appendix C]

NAICS code	Geography, kind of business, and employment size class	Establishments (number)	Paid employees for pay period including March 12 (number)	First-quarter payroll (\$1,000)	Annual payroll (\$1,000)
	NEW JERSEY—Con.				
31-33	Manufacturing—Con.				
326	Plastics and rubber products manufacturing—Con.				
3261	Plastics product manufacturing—Con.				
32612	Plastics pipe, pipe fitting, and unlaminated profile shape manufacturing—Con.				
326121	Unlaminated plastics profile shape manufacturing				
	All establishments	34	1 427	13 027	51 479
	Establishments with 1 to 4 employees	5	a	D	D
	Establishments with 5 to 9 employees	1	a	D	D
	Establishments with 10 to 19 employees	8	c	D	D
	Establishments with 20 to 49 employees	9	e	D	D
	Establishments with 50 to 99 employees	7	417	3 364	13 368
	Establishments with 100 to 249 employees	4	f	D	D
	Establishments with 250 to 499 employees	—	—	—	—
	Establishments with 500 to 999 employees	—	—	—	—
	Establishments with 1,000 employees or more	—	—	—	—
326122	Plastics pipe and pipe fitting manufacturing				
	All establishments	8	524	5 167	21 109
	Establishments with 1 to 4 employees	—	—	—	—
	Establishments with 5 to 9 employees	—	—	—	—
	Establishments with 10 to 19 employees	—	—	—	—
	Establishments with 20 to 49 employees	3	b	D	D
	Establishments with 50 to 99 employees	4	279	3 094	12 289
	Establishments with 100 to 249 employees	1	c	D	D
	Establishments with 250 to 499 employees	—	—	—	—
	Establishments with 500 to 999 employees	—	—	—	—
	Establishments with 1,000 employees or more	—	—	—	—
32613	Laminated plastics plate, sheet, (except packaging), and shape manufacturing				
	All establishments	13	400	6 111	25 008
	Establishments with 1 to 4 employees	2	a	D	D
	Establishments with 5 to 9 employees	2	a	D	D
	Establishments with 10 to 19 employees	3	b	D	D
	Establishments with 20 to 49 employees	3	111	1 698	6 552
	Establishments with 50 to 99 employees	3	237	4 057	16 935
	Establishments with 100 to 249 employees	—	—	—	—
	Establishments with 250 to 499 employees	—	—	—	—
	Establishments with 500 to 999 employees	—	—	—	—
	Establishments with 1,000 employees or more	—	—	—	—
326130	Laminated plastics plate, sheet, (except packaging), and shape manufacturing				
	All establishments	13	400	6 111	25 008
	Establishments with 1 to 4 employees	2	a	D	D
	Establishments with 5 to 9 employees	2	a	D	D
	Establishments with 10 to 19 employees	3	b	D	D
	Establishments with 20 to 49 employees	3	111	1 698	6 552
	Establishments with 50 to 99 employees	3	237	4 057	16 935
	Establishments with 100 to 249 employees	—	—	—	—
	Establishments with 250 to 499 employees	—	—	—	—
	Establishments with 500 to 999 employees	—	—	—	—
	Establishments with 1,000 employees or more	—	—	—	—
32614	Polystyrene foam product manufacturing				
	All establishments	15	667	8 440	36 808
	Establishments with 1 to 4 employees	4	6	59	741
	Establishments with 5 to 9 employees	2	a	D	D
	Establishments with 10 to 19 employees	3	b	D	D
	Establishments with 20 to 49 employees	1	b	D	D
	Establishments with 50 to 99 employees	2	c	D	D
	Establishments with 100 to 249 employees	3	426	6 350	27 407
	Establishments with 250 to 499 employees	—	—	—	—
	Establishments with 500 to 999 employees	—	—	—	—
	Establishments with 1,000 employees or more	—	—	—	—
326140	Polystyrene foam product manufacturing				
	All establishments	15	667	8 440	36 808
	Establishments with 1 to 4 employees	4	6	59	741
	Establishments with 5 to 9 employees	2	a	D	D
	Establishments with 10 to 19 employees	3	b	D	D
	Establishments with 20 to 49 employees	1	b	D	D
	Establishments with 50 to 99 employees	2	c	D	D
	Establishments with 100 to 249 employees	3	426	6 350	27 407
	Establishments with 250 to 499 employees	—	—	—	—
	Establishments with 500 to 999 employees	—	—	—	—
	Establishments with 1,000 employees or more	—	—	—	—

See footnotes at end of table.

Table 2. Establishments, Employees, and Payroll by Industry and Employment Size of Establishments for the State: 2004—Con.

[Excludes most government employees, railroad employees, and self-employed persons. Size class 1 to 4 employees includes establishments having payroll, but no employees, during mid-March pay period. For meaning of abbreviations and symbols, see introductory text. For explanation of terms, see Appendix A. For statement on reliability, see the note at the end of the table and Appendix C]

NAICS code	Geography, kind of business, and employment size class	Establishments (number)	Paid employees for pay period including March 12 (number)	First-quarter payroll (\$1,000)	Annual payroll (\$1,000)
31-33	NEW JERSEY—Con.				
	Manufacturing—Con.				
326	Plastics and rubber products manufacturing—Con.				
3261	Plastics product manufacturing—Con.				
32615	Urethane and other foam product (except polystyrene) manufacturing				
	All establishments	14	798	7 969	32 112
	Establishments with 1 to 4 employees	1	a	D	D
	Establishments with 5 to 9 employees	2	a	D	D
	Establishments with 10 to 19 employees	2	b	D	D
	Establishments with 20 to 49 employees	3	b	D	D
	Establishments with 50 to 99 employees	3	186	1 702	6 823
	Establishments with 100 to 249 employees	3	487	5 136	21 120
	Establishments with 250 to 499 employees	—	—	—	—
	Establishments with 500 to 999 employees	—	—	—	—
	Establishments with 1,000 employees or more	—	—	—	—
326150	Urethane and other foam product (except polystyrene) manufacturing				
	All establishments	14	798	7 969	32 112
	Establishments with 1 to 4 employees	1	a	D	D
	Establishments with 5 to 9 employees	2	a	D	D
	Establishments with 10 to 19 employees	2	b	D	D
	Establishments with 20 to 49 employees	3	b	D	D
	Establishments with 50 to 99 employees	3	186	1 702	6 823
	Establishments with 100 to 249 employees	3	487	5 136	21 120
	Establishments with 250 to 499 employees	—	—	—	—
	Establishments with 500 to 999 employees	—	—	—	—
	Establishments with 1,000 employees or more	—	—	—	—
32616	Plastics bottle manufacturing				
	All establishments	15	1 345	12 877	55 069
	Establishments with 1 to 4 employees	2	a	D	D
	Establishments with 5 to 9 employees	1	a	D	D
	Establishments with 10 to 19 employees	1	a	D	D
	Establishments with 20 to 49 employees	4	157	1 306	5 389
	Establishments with 50 to 99 employees	2	c	D	D
	Establishments with 100 to 249 employees	4	746	8 180	32 301
	Establishments with 250 to 499 employees	1	e	D	D
	Establishments with 500 to 999 employees	—	—	—	—
	Establishments with 1,000 employees or more	—	—	—	—
326160	Plastics bottle manufacturing				
	All establishments	15	1 345	12 877	55 069
	Establishments with 1 to 4 employees	2	a	D	D
	Establishments with 5 to 9 employees	1	a	D	D
	Establishments with 10 to 19 employees	1	a	D	D
	Establishments with 20 to 49 employees	4	157	1 306	5 389
	Establishments with 50 to 99 employees	2	c	D	D
	Establishments with 100 to 249 employees	4	746	8 180	32 301
	Establishments with 250 to 499 employees	1	e	D	D
	Establishments with 500 to 999 employees	—	—	—	—
	Establishments with 1,000 employees or more	—	—	—	—
32619	Other plastics product manufacturing				
	All establishments	255	15 055	123 294	526 495
	Establishments with 1 to 4 employees	52	103	984	4 865
	Establishments with 5 to 9 employees	32	216	1 993	8 312
	Establishments with 10 to 19 employees	49	683	5 158	23 829
	Establishments with 20 to 49 employees	51	1 643	13 149	59 674
	Establishments with 50 to 99 employees	32	2 265	19 508	80 279
	Establishments with 100 to 249 employees	30	4 296	34 364	147 691
	Establishments with 250 to 499 employees	6	2 035	13 921	67 444
	Establishments with 500 to 999 employees	2	g	D	D
	Establishments with 1,000 employees or more	1	g	D	D
326191	Plastics plumbing fixture manufacturing				
	All establishments	6	c	D	D
	Establishments with 1 to 4 employees	3	a	D	D
	Establishments with 5 to 9 employees	1	a	D	D
	Establishments with 10 to 19 employees	—	—	—	—
	Establishments with 20 to 49 employees	1	b	D	D
	Establishments with 50 to 99 employees	—	—	—	—
	Establishments with 100 to 249 employees	1	c	D	D
	Establishments with 250 to 499 employees	—	—	—	—
	Establishments with 500 to 999 employees	—	—	—	—
	Establishments with 1,000 employees or more	—	—	—	—
326192	Resilient floor covering manufacturing				
	All establishments	7	g	D	D
	Establishments with 1 to 4 employees	2	a	D	D
	Establishments with 5 to 9 employees	1	a	D	D
	Establishments with 10 to 19 employees	—	—	—	—
	Establishments with 20 to 49 employees	1	b	D	D
	Establishments with 50 to 99 employees	1	b	D	D
	Establishments with 100 to 249 employees	1	c	D	D
	Establishments with 250 to 499 employees	—	—	—	—
	Establishments with 500 to 999 employees	1	f	D	D
	Establishments with 1,000 employees or more	—	—	—	—

See footnotes at end of table.

Table 2. Establishments, Employees, and Payroll by Industry and Employment Size of Establishments for the State: 2004—Con.

[Excludes most government employees, railroad employees, and self-employed persons. Size class 1 to 4 employees includes establishments having payroll, but no employees, during mid-March pay period. For meaning of abbreviations and symbols, see introductory text. For explanation of terms, see Appendix A. For statement on reliability, see the note at the end of the table and Appendix C]

NAICS code	Geography, kind of business, and employment size class	Establishments (number)	Paid employees for pay period including March 12 (number)	First-quarter payroll (\$1,000)	Annual payroll (\$1,000)
	NEW JERSEY—Con.				
31-33	Manufacturing—Con.				
326	Plastics and rubber products manufacturing—Con.				
3261	Plastics product manufacturing—Con.				
32619	Other plastics product manufacturing—Con.				
326199	All other plastics product manufacturing				
	All establishments	242	13 734	103 209	453 043
	Establishments with 1 to 4 employees	47	97	939	4 599
	Establishments with 5 to 9 employees	30	c	D	D
	Establishments with 10 to 19 employees	49	683	5 158	23 829
	Establishments with 20 to 49 employees	49	g	D	D
	Establishments with 50 to 99 employees	31	g	D	D
	Establishments with 100 to 249 employees	28	h	D	D
	Establishments with 250 to 499 employees	6	2 035	13 921	67 444
	Establishments with 500 to 999 employees	1	f	D	D
	Establishments with 1,000 employees or more	1	g	D	D
3262	Rubber product manufacturing				
	All establishments	59	2 477	22 470	102 640
	Establishments with 1 to 4 employees	11	a	D	D
	Establishments with 5 to 9 employees	13	85	905	3 689
	Establishments with 10 to 19 employees	10	139	1 039	4 562
	Establishments with 20 to 49 employees	14	412	3 481	16 456
	Establishments with 50 to 99 employees	3	184	2 235	7 700
	Establishments with 100 to 249 employees	7	1 350	12 981	60 005
	Establishments with 250 to 499 employees	1	e	D	D
	Establishments with 500 to 999 employees	—	—	—	—
	Establishments with 1,000 employees or more	—	—	—	—
32621	Tire manufacturing				
	All establishments	7	254	1 807	8 448
	Establishments with 1 to 4 employees	2	a	D	D
	Establishments with 5 to 9 employees	2	a	D	D
	Establishments with 10 to 19 employees	2	b	D	D
	Establishments with 20 to 49 employees	—	—	—	—
	Establishments with 50 to 99 employees	—	—	—	—
	Establishments with 100 to 249 employees	1	c	D	D
	Establishments with 250 to 499 employees	—	—	—	—
	Establishments with 500 to 999 employees	—	—	—	—
	Establishments with 1,000 employees or more	—	—	—	—
326212	Tire retreading				
	All establishments	7	254	1 807	8 448
	Establishments with 1 to 4 employees	2	a	D	D
	Establishments with 5 to 9 employees	2	a	D	D
	Establishments with 10 to 19 employees	2	b	D	D
	Establishments with 20 to 49 employees	—	—	—	—
	Establishments with 50 to 99 employees	—	—	—	—
	Establishments with 100 to 249 employees	1	c	D	D
	Establishments with 250 to 499 employees	—	—	—	—
	Establishments with 500 to 999 employees	—	—	—	—
	Establishments with 1,000 employees or more	—	—	—	—
32622	Rubber and plastics hoses and belting manufacturing				
	All establishments	9	386	2 587	13 437
	Establishments with 1 to 4 employees	2	a	D	D
	Establishments with 5 to 9 employees	3	b	D	D
	Establishments with 10 to 19 employees	1	a	D	D
	Establishments with 20 to 49 employees	2	b	D	D
	Establishments with 50 to 99 employees	—	—	—	—
	Establishments with 100 to 249 employees	—	—	—	—
	Establishments with 250 to 499 employees	1	e	D	D
	Establishments with 500 to 999 employees	—	—	—	—
	Establishments with 1,000 employees or more	—	—	—	—
326220	Rubber and plastics hoses and belting manufacturing				
	All establishments	9	386	2 587	13 437
	Establishments with 1 to 4 employees	2	a	D	D
	Establishments with 5 to 9 employees	3	b	D	D
	Establishments with 10 to 19 employees	1	a	D	D
	Establishments with 20 to 49 employees	2	b	D	D
	Establishments with 50 to 99 employees	—	—	—	—
	Establishments with 100 to 249 employees	—	—	—	—
	Establishments with 250 to 499 employees	1	e	D	D
	Establishments with 500 to 999 employees	—	—	—	—
	Establishments with 1,000 employees or more	—	—	—	—
32629	Other rubber product manufacturing				
	All establishments	43	1 837	18 076	80 755
	Establishments with 1 to 4 employees	7	a	D	D
	Establishments with 5 to 9 employees	8	b	D	D
	Establishments with 10 to 19 employees	7	b	D	D
	Establishments with 20 to 49 employees	12	e	D	D
	Establishments with 50 to 99 employees	3	184	2 235	7 700
	Establishments with 100 to 249 employees	6	g	D	D
	Establishments with 250 to 499 employees	—	—	—	—
	Establishments with 500 to 999 employees	—	—	—	—
	Establishments with 1,000 employees or more	—	—	—	—

See footnotes at end of table.

Table 2. Establishments, Employees, and Payroll by Industry and Employment Size of Establishments for the State: 2004—Con.

[Excludes most government employees, railroad employees, and self-employed persons. Size class 1 to 4 employees includes establishments having payroll, but no employees, during mid-March pay period. For meaning of abbreviations and symbols, see introductory text. For explanation of terms, see Appendix A. For statement on reliability, see the note at the end of the table and Appendix C]

NAICS code	Geography, kind of business, and employment size class	Establishments (number)	Paid employees for pay period including March 12 (number)	First-quarter payroll (\$1,000)	Annual payroll (\$1,000)
31-33	NEW JERSEY—Con.				
	Manufacturing—Con.				
326	Plastics and rubber products manufacturing—Con.				
3262	Rubber product manufacturing—Con.				
32629	Other rubber product manufacturing—Con.				
326291	Rubber product manufacturing for mechanical use				
	All establishments	20	379	3 742	14 729
	Establishments with 1 to 4 employees	2	a	D	D
	Establishments with 5 to 9 employees	5	34	374	1 570
	Establishments with 10 to 19 employees	6	b	D	D
	Establishments with 20 to 49 employees	9	c	D	D
	Establishments with 50 to 99 employees	2	c	D	D
	Establishments with 100 to 249 employees	—	—	—	—
	Establishments with 250 to 499 employees	—	—	—	—
	Establishments with 500 to 999 employees	—	—	—	—
	Establishments with 1,000 employees or more	—	—	—	—
326299	All other rubber product manufacturing				
	All establishments	23	1 458	14 334	66 026
	Establishments with 1 to 4 employees	5	a	D	D
	Establishments with 5 to 9 employees	3	a	D	D
	Establishments with 10 to 19 employees	1	a	D	D
	Establishments with 20 to 49 employees	7	222	1 815	8 939
	Establishments with 50 to 99 employees	1	b	D	D
	Establishments with 100 to 249 employees	6	g	D	D
	Establishments with 250 to 499 employees	—	—	—	—
	Establishments with 500 to 999 employees	—	—	—	—
	Establishments with 1,000 employees or more	—	—	—	—
327	Nonmetallic mineral product manufacturing				
	All establishments	335	12 708	124 882	563 221
	Establishments with 1 to 4 employees	80	137	1 115	6 910
	Establishments with 5 to 9 employees	59	388	3 256	14 784
	Establishments with 10 to 19 employees	52	f	D	D
	Establishments with 20 to 49 employees	85	2 693	26 117	123 252
	Establishments with 50 to 99 employees	32	2 294	22 875	105 277
	Establishments with 100 to 249 employees	20	3 152	34 493	156 905
	Establishments with 250 to 499 employees	6	2 154	21 910	88 440
	Establishments with 500 to 999 employees	—	—	—	—
	Establishments with 1,000 employees or more	1	g	D	D
3271	Clay product and refractory manufacturing				
	All establishments	34	1 055	9 239	38 196
	Establishments with 1 to 4 employees	9	a	D	D
	Establishments with 5 to 9 employees	11	b	D	D
	Establishments with 10 to 19 employees	3	b	D	D
	Establishments with 20 to 49 employees	6	c	D	D
	Establishments with 50 to 99 employees	3	c	D	D
	Establishments with 100 to 249 employees	1	c	D	D
	Establishments with 250 to 499 employees	1	e	D	D
	Establishments with 500 to 999 employees	—	—	—	—
	Establishments with 1,000 employees or more	—	—	—	—
32711	Pottery, ceramics, and plumbing fixture manufacturing				
	All establishments	23	902	7 877	32 407
	Establishments with 1 to 4 employees	4	a	D	D
	Establishments with 5 to 9 employees	9	b	D	D
	Establishments with 10 to 19 employees	2	b	D	D
	Establishments with 20 to 49 employees	4	c	D	D
	Establishments with 50 to 99 employees	2	c	D	D
	Establishments with 100 to 249 employees	1	c	D	D
	Establishments with 250 to 499 employees	1	e	D	D
	Establishments with 500 to 999 employees	—	—	—	—
	Establishments with 1,000 employees or more	—	—	—	—
327111	Vitreous china and earthenware plumbing fixture and accessories mfg				
	All establishments	3	83	1 094	3 336
	Establishments with 1 to 4 employees	—	—	—	—
	Establishments with 5 to 9 employees	2	a	D	D
	Establishments with 10 to 19 employees	—	—	—	—
	Establishments with 20 to 49 employees	—	—	—	—
	Establishments with 50 to 99 employees	1	b	D	D
	Establishments with 100 to 249 employees	—	—	—	—
	Establishments with 250 to 499 employees	—	—	—	—
	Establishments with 500 to 999 employees	—	—	—	—
	Establishments with 1,000 employees or more	—	—	—	—
327112	Vitreous china, fine earthenware, and other pottery product manufacturing				
	All establishments	14	668	5 315	22 845
	Establishments with 1 to 4 employees	3	a	D	D
	Establishments with 5 to 9 employees	6	b	D	D
	Establishments with 10 to 19 employees	1	a	D	D
	Establishments with 20 to 49 employees	2	b	D	D
	Establishments with 50 to 99 employees	—	—	—	—
	Establishments with 100 to 249 employees	1	c	D	D
	Establishments with 250 to 499 employees	1	e	D	D

See footnotes at end of table.

Table 2. Establishments, Employees, and Payroll by Industry and Employment Size of Establishments for the State: 2004—Con.

[Excludes most government employees, railroad employees, and self-employed persons. Size class 1 to 4 employees includes establishments having payroll, but no employees, during mid-March pay period. For meaning of abbreviations and symbols, see introductory text. For explanation of terms, see Appendix A. For statement on reliability, see the note at the end of the table and Appendix C]

NAICS code	Geography, kind of business, and employment size class	Establishments (number)	Paid employees for pay period including March 12 (number)	First-quarter payroll (\$1,000)	Annual payroll (\$1,000)
NEW JERSEY—Con.					
31-33	Manufacturing—Con.				
327	Nonmetallic mineral product manufacturing—Con.				
3271	Clay product and refractory manufacturing—Con.				
32711	Pottery, ceramics, and plumbing fixture manufacturing—Con.				
327112	Vitreous china, fine earthenware, and other pottery product manufacturing—Con.				
	All establishments—Con.				
	Establishments with 500 to 999 employees	—	—	—	—
	Establishments with 1,000 employees or more	—	—	—	—
327113	Porcelain electrical supply manufacturing				
	All establishments	6	151	1 468	6 226
	Establishments with 1 to 4 employees	1	a	D	D
	Establishments with 5 to 9 employees	1	a	D	D
	Establishments with 10 to 19 employees	1	a	D	D
	Establishments with 20 to 49 employees	2	b	D	D
	Establishments with 50 to 99 employees	1	b	D	D
	Establishments with 100 to 249 employees	—	—	—	—
	Establishments with 250 to 499 employees	—	—	—	—
	Establishments with 500 to 999 employees	—	—	—	—
	Establishments with 1,000 employees or more	—	—	—	—
32712	Clay building material and refractories manufacturing				
	All establishments	11	153	1 362	5 789
	Establishments with 1 to 4 employees	5	a	D	D
	Establishments with 5 to 9 employees	2	a	D	D
	Establishments with 10 to 19 employees	1	a	D	D
	Establishments with 20 to 49 employees	2	b	D	D
	Establishments with 50 to 99 employees	1	b	D	D
	Establishments with 100 to 249 employees	—	—	—	—
	Establishments with 250 to 499 employees	—	—	—	—
	Establishments with 500 to 999 employees	—	—	—	—
	Establishments with 1,000 employees or more	—	—	—	—
327121	Brick and structural clay tile manufacturing				
	All establishments	2	b	D	D
	Establishments with 1 to 4 employees	1	a	D	D
	Establishments with 5 to 9 employees	—	—	—	—
	Establishments with 10 to 19 employees	—	—	—	—
	Establishments with 20 to 49 employees	1	b	D	D
	Establishments with 50 to 99 employees	—	—	—	—
	Establishments with 100 to 249 employees	—	—	—	—
	Establishments with 250 to 499 employees	—	—	—	—
	Establishments with 500 to 999 employees	—	—	—	—
	Establishments with 1,000 employees or more	—	—	—	—
327122	Ceramic wall and floor tile manufacturing				
	All establishments	5	b	D	D
	Establishments with 1 to 4 employees	3	a	D	D
	Establishments with 5 to 9 employees	1	a	D	D
	Establishments with 10 to 19 employees	—	—	—	—
	Establishments with 20 to 49 employees	1	b	D	D
	Establishments with 50 to 99 employees	—	—	—	—
	Establishments with 100 to 249 employees	—	—	—	—
	Establishments with 250 to 499 employees	—	—	—	—
	Establishments with 500 to 999 employees	—	—	—	—
	Establishments with 1,000 employees or more	—	—	—	—
327124	Clay refractory manufacturing				
	All establishments	2	a	D	D
	Establishments with 1 to 4 employees	1	a	D	D
	Establishments with 5 to 9 employees	1	a	D	D
	Establishments with 10 to 19 employees	—	—	—	—
	Establishments with 20 to 49 employees	—	—	—	—
	Establishments with 50 to 99 employees	—	—	—	—
	Establishments with 100 to 249 employees	—	—	—	—
	Establishments with 250 to 499 employees	—	—	—	—
	Establishments with 500 to 999 employees	—	—	—	—
	Establishments with 1,000 employees or more	—	—	—	—
327125	Nonclay refractory manufacturing				
	All establishments	2	b	D	D
	Establishments with 1 to 4 employees	—	—	—	—
	Establishments with 5 to 9 employees	—	—	—	—
	Establishments with 10 to 19 employees	1	a	D	D
	Establishments with 20 to 49 employees	—	—	—	—
	Establishments with 50 to 99 employees	1	b	D	D
	Establishments with 100 to 249 employees	—	—	—	—
	Establishments with 250 to 499 employees	—	—	—	—
	Establishments with 500 to 999 employees	—	—	—	—
	Establishments with 1,000 employees or more	—	—	—	—

See footnotes at end of table.

Table 2. Establishments, Employees, and Payroll by Industry and Employment Size of Establishments for the State: 2004—Con.

[Excludes most government employees, railroad employees, and self-employed persons. Size class 1 to 4 employees includes establishments having payroll, but no employees, during mid-March pay period. For meaning of abbreviations and symbols, see introductory text. For explanation of terms, see Appendix A. For statement on reliability, see the note at the end of the table and Appendix C]

NAICS code	Geography, kind of business, and employment size class	Establishments (number)	Paid employees for pay period including March 12 (number)	First-quarter payroll (\$1,000)	Annual payroll (\$1,000)
	NEW JERSEY—Con.				
31-33	Manufacturing—Con.				
327	Nonmetallic mineral product manufacturing—Con.				
3272	Glass and glass product manufacturing				
	All establishments	91	6 267	59 701	245 121
	Establishments with 1 to 4 employees	26	48	274	1 170
	Establishments with 5 to 9 employees	10	b	D	D
	Establishments with 10 to 19 employees	12	188	1 510	6 390
	Establishments with 20 to 49 employees	18	586	5 657	25 262
	Establishments with 50 to 99 employees	8	578	4 796	21 629
	Establishments with 100 to 249 employees	11	1 866	19 769	78 509
	Establishments with 250 to 499 employees	5	g	D	D
	Establishments with 500 to 999 employees	—	—	—	—
	Establishments with 1,000 employees or more	1	g	D	D
32721	Glass and glass product manufacturing				
	All establishments	91	6 267	59 701	245 121
	Establishments with 1 to 4 employees	26	48	274	1 170
	Establishments with 5 to 9 employees	10	b	D	D
	Establishments with 10 to 19 employees	12	188	1 510	6 390
	Establishments with 20 to 49 employees	18	586	5 657	25 262
	Establishments with 50 to 99 employees	8	578	4 796	21 629
	Establishments with 100 to 249 employees	11	1 866	19 769	78 509
	Establishments with 250 to 499 employees	5	g	D	D
	Establishments with 500 to 999 employees	—	—	—	—
	Establishments with 1,000 employees or more	1	g	D	D
327211	Flat glass manufacturing				
	All establishments	1	c	D	D
	Establishments with 1 to 4 employees	—	—	—	—
	Establishments with 5 to 9 employees	—	—	—	—
	Establishments with 10 to 19 employees	—	—	—	—
	Establishments with 20 to 49 employees	—	—	—	—
	Establishments with 50 to 99 employees	—	—	—	—
	Establishments with 100 to 249 employees	1	c	D	D
	Establishments with 250 to 499 employees	—	—	—	—
	Establishments with 500 to 999 employees	—	—	—	—
	Establishments with 1,000 employees or more	—	—	—	—
327212	Other pressed and blown glass and glassware manufacturing				
	All establishments	16	g	D	D
	Establishments with 1 to 4 employees	4	a	D	D
	Establishments with 5 to 9 employees	5	34	262	1 056
	Establishments with 10 to 19 employees	4	57	600	2 683
	Establishments with 20 to 49 employees	—	—	—	—
	Establishments with 50 to 99 employees	1	b	D	D
	Establishments with 100 to 249 employees	—	—	—	—
	Establishments with 250 to 499 employees	1	e	D	D
	Establishments with 500 to 999 employees	—	—	—	—
	Establishments with 1,000 employees or more	1	g	D	D
327213	Glass container manufacturing				
	All establishments	7	1 494	15 651	62 940
	Establishments with 1 to 4 employees	1	a	D	D
	Establishments with 5 to 9 employees	—	—	—	—
	Establishments with 10 to 19 employees	—	—	—	—
	Establishments with 20 to 49 employees	—	—	—	—
	Establishments with 50 to 99 employees	1	b	D	D
	Establishments with 100 to 249 employees	2	e	D	D
	Establishments with 250 to 499 employees	3	g	D	D
	Establishments with 500 to 999 employees	—	—	—	—
	Establishments with 1,000 employees or more	—	—	—	—
327215	Glass product manufacturing made of purchased glass				
	All establishments	67	2 798	25 993	110 103
	Establishments with 1 to 4 employees	21	b	D	D
	Establishments with 5 to 9 employees	5	b	D	D
	Establishments with 10 to 19 employees	8	131	910	3 707
	Establishments with 20 to 49 employees	18	586	5 657	25 262
	Establishments with 50 to 99 employees	6	e	D	D
	Establishments with 100 to 249 employees	8	1 335	13 426	54 471
	Establishments with 250 to 499 employees	1	e	D	D
	Establishments with 500 to 999 employees	—	—	—	—
	Establishments with 1,000 employees or more	—	—	—	—
3273	Cement and concrete product manufacturing				
	All establishments	132	3 705	36 403	193 427
	Establishments with 1 to 4 employees	28	38	402	3 573
	Establishments with 5 to 9 employees	16	106	720	4 510
	Establishments with 10 to 19 employees	26	356	3 149	16 749
	Establishments with 20 to 49 employees	41	1 319	12 301	62 623
	Establishments with 50 to 99 employees	15	1 078	9 695	49 339
	Establishments with 100 to 249 employees	6	808	10 136	56 633
	Establishments with 250 to 499 employees	—	—	—	—
	Establishments with 500 to 999 employees	—	—	—	—
	Establishments with 1,000 employees or more	—	—	—	—

See footnotes at end of table.

Table 2. Establishments, Employees, and Payroll by Industry and Employment Size of Establishments for the State: 2004—Con.

[Excludes most government employees, railroad employees, and self-employed persons. Size class 1 to 4 employees includes establishments having payroll, but no employees, during mid-March pay period. For meaning of abbreviations and symbols, see introductory text. For explanation of terms, see Appendix A. For statement on reliability, see the note at the end of the table and Appendix C]

NAICS code	Geography, kind of business, and employment size class	Establishments (number)	Paid employees for pay period including March 12 (number)	First-quarter payroll (\$1,000)	Annual payroll (\$1,000)
	NEW JERSEY—Con.				
31-33	Manufacturing—Con.				
327	Nonmetallic mineral product manufacturing—Con.				
3273	Cement and concrete product manufacturing—Con.				
32731	Cement manufacturing				
	All establishments	1	b	D	D
	Establishments with 1 to 4 employees	—	—	—	—
	Establishments with 5 to 9 employees	—	—	—	—
	Establishments with 10 to 19 employees	—	—	—	—
	Establishments with 20 to 49 employees	1	b	D	D
	Establishments with 50 to 99 employees	—	—	—	—
	Establishments with 100 to 249 employees	—	—	—	—
	Establishments with 250 to 499 employees	—	—	—	—
	Establishments with 500 to 999 employees	—	—	—	—
	Establishments with 1,000 employees or more	—	—	—	—
327310	Cement manufacturing				
	All establishments	1	b	D	D
	Establishments with 1 to 4 employees	—	—	—	—
	Establishments with 5 to 9 employees	—	—	—	—
	Establishments with 10 to 19 employees	—	—	—	—
	Establishments with 20 to 49 employees	1	b	D	D
	Establishments with 50 to 99 employees	—	—	—	—
	Establishments with 100 to 249 employees	—	—	—	—
	Establishments with 250 to 499 employees	—	—	—	—
	Establishments with 500 to 999 employees	—	—	—	—
	Establishments with 1,000 employees or more	—	—	—	—
32732	Ready-mix concrete manufacturing				
	All establishments	65	1 674	16 162	94 982
	Establishments with 1 to 4 employees	14	b	D	D
	Establishments with 5 to 9 employees	7	48	376	2 579
	Establishments with 10 to 19 employees	14	198	1 764	10 131
	Establishments with 20 to 49 employees	22	693	6 452	36 426
	Establishments with 50 to 99 employees	6	398	3 997	21 256
	Establishments with 100 to 249 employees	2	e	D	D
	Establishments with 250 to 499 employees	—	—	—	—
	Establishments with 500 to 999 employees	—	—	—	—
	Establishments with 1,000 employees or more	—	—	—	—
327320	Ready-mix concrete manufacturing				
	All establishments	65	1 674	16 162	94 982
	Establishments with 1 to 4 employees	14	b	D	D
	Establishments with 5 to 9 employees	7	48	376	2 579
	Establishments with 10 to 19 employees	14	198	1 764	10 131
	Establishments with 20 to 49 employees	22	693	6 452	36 426
	Establishments with 50 to 99 employees	6	398	3 997	21 256
	Establishments with 100 to 249 employees	2	e	D	D
	Establishments with 250 to 499 employees	—	—	—	—
	Establishments with 500 to 999 employees	—	—	—	—
	Establishments with 1,000 employees or more	—	—	—	—
32733	Concrete pipe, brick, and block manufacturing				
	All establishments	22	1 150	12 668	64 684
	Establishments with 1 to 4 employees	5	a	D	D
	Establishments with 5 to 9 employees	1	a	D	D
	Establishments with 10 to 19 employees	3	40	430	2 626
	Establishments with 20 to 49 employees	2	b	D	D
	Establishments with 50 to 99 employees	7	f	D	D
	Establishments with 100 to 249 employees	4	e	D	D
	Establishments with 250 to 499 employees	—	—	—	—
	Establishments with 500 to 999 employees	—	—	—	—
	Establishments with 1,000 employees or more	—	—	—	—
327331	Concrete block and brick manufacturing				
	All establishments	19	964	10 680	56 409
	Establishments with 1 to 4 employees	5	a	D	D
	Establishments with 5 to 9 employees	1	a	D	D
	Establishments with 10 to 19 employees	3	40	430	2 626
	Establishments with 20 to 49 employees	1	b	D	D
	Establishments with 50 to 99 employees	5	e	D	D
	Establishments with 100 to 249 employees	4	e	D	D
	Establishments with 250 to 499 employees	—	—	—	—
	Establishments with 500 to 999 employees	—	—	—	—
	Establishments with 1,000 employees or more	—	—	—	—
327332	Concrete pipe manufacturing				
	All establishments	3	186	1 988	8 275
	Establishments with 1 to 4 employees	—	—	—	—
	Establishments with 5 to 9 employees	—	—	—	—
	Establishments with 10 to 19 employees	—	—	—	—
	Establishments with 20 to 49 employees	1	b	D	D
	Establishments with 50 to 99 employees	2	c	D	D
	Establishments with 100 to 249 employees	—	—	—	—
	Establishments with 250 to 499 employees	—	—	—	—
	Establishments with 500 to 999 employees	—	—	—	—
	Establishments with 1,000 employees or more	—	—	—	—

See footnotes at end of table.

Table 2. Establishments, Employees, and Payroll by Industry and Employment Size of Establishments for the State: 2004—Con.

[Excludes most government employees, railroad employees, and self-employed persons. Size class 1 to 4 employees includes establishments having payroll, but no employees, during mid-March pay period. For meaning of abbreviations and symbols, see introductory text. For explanation of terms, see Appendix A. For statement on reliability, see the note at the end of the table and Appendix C]

NAICS code	Geography, kind of business, and employment size class	Establishments (number)	Paid employees for pay period including March 12 (number)	First-quarter payroll (\$1,000)	Annual payroll (\$1,000)
NEW JERSEY—Con.					
31-33	Manufacturing—Con.				
327	Nonmetallic mineral product manufacturing—Con.				
3273	Cement and concrete product manufacturing—Con.				
32739	Other concrete product manufacturing				
	All establishments	44	f	D	D
	Establishments with 1 to 4 employees	9	10	51	761
	Establishments with 5 to 9 employees	8	b	D	D
	Establishments with 10 to 19 employees	9	118	955	3 992
	Establishments with 20 to 49 employees	16	541	5 155	22 902
	Establishments with 50 to 99 employees	2	c	D	D
	Establishments with 100 to 249 employees	—	—	—	—
	Establishments with 250 to 499 employees	—	—	—	—
	Establishments with 500 to 999 employees	—	—	—	—
	Establishments with 1,000 employees or more	—	—	—	—
327390	Other concrete product manufacturing				
	All establishments	44	f	D	D
	Establishments with 1 to 4 employees	9	10	51	761
	Establishments with 5 to 9 employees	8	b	D	D
	Establishments with 10 to 19 employees	9	118	955	3 992
	Establishments with 20 to 49 employees	16	541	5 155	22 902
	Establishments with 50 to 99 employees	2	c	D	D
	Establishments with 100 to 249 employees	—	—	—	—
	Establishments with 250 to 499 employees	—	—	—	—
	Establishments with 500 to 999 employees	—	—	—	—
	Establishments with 1,000 employees or more	—	—	—	—
3274	Lime and gypsum product manufacturing				
	All establishments	9	328	3 961	16 679
	Establishments with 1 to 4 employees	1	a	D	D
	Establishments with 5 to 9 employees	2	a	D	D
	Establishments with 10 to 19 employees	1	a	D	D
	Establishments with 20 to 49 employees	2	b	D	D
	Establishments with 50 to 99 employees	2	c	D	D
	Establishments with 100 to 249 employees	1	c	D	D
	Establishments with 250 to 499 employees	—	—	—	—
	Establishments with 500 to 999 employees	—	—	—	—
	Establishments with 1,000 employees or more	—	—	—	—
32742	Gypsum product manufacturing				
	All establishments	9	328	3 961	16 679
	Establishments with 1 to 4 employees	1	a	D	D
	Establishments with 5 to 9 employees	2	a	D	D
	Establishments with 10 to 19 employees	1	a	D	D
	Establishments with 20 to 49 employees	2	b	D	D
	Establishments with 50 to 99 employees	2	c	D	D
	Establishments with 100 to 249 employees	1	c	D	D
	Establishments with 250 to 499 employees	—	—	—	—
	Establishments with 500 to 999 employees	—	—	—	—
	Establishments with 1,000 employees or more	—	—	—	—
327420	Gypsum product manufacturing				
	All establishments	9	328	3 961	16 679
	Establishments with 1 to 4 employees	1	a	D	D
	Establishments with 5 to 9 employees	2	a	D	D
	Establishments with 10 to 19 employees	1	a	D	D
	Establishments with 20 to 49 employees	2	b	D	D
	Establishments with 50 to 99 employees	2	c	D	D
	Establishments with 100 to 249 employees	1	c	D	D
	Establishments with 250 to 499 employees	—	—	—	—
	Establishments with 500 to 999 employees	—	—	—	—
	Establishments with 1,000 employees or more	—	—	—	—
3279	Other nonmetallic mineral product manufacturing				
	All establishments	69	1 353	15 578	69 798
	Establishments with 1 to 4 employees	16	34	268	1 381
	Establishments with 5 to 9 employees	20	133	1 146	5 182
	Establishments with 10 to 19 employees	10	c	D	D
	Establishments with 20 to 49 employees	18	533	6 022	26 392
	Establishments with 50 to 99 employees	4	291	4 467	18 376
	Establishments with 100 to 249 employees	1	c	D	D
	Establishments with 250 to 499 employees	—	—	—	—
	Establishments with 500 to 999 employees	—	—	—	—
	Establishments with 1,000 employees or more	—	—	—	—
32791	Abrasive product manufacturing				
	All establishments	10	161	1 761	8 713
	Establishments with 1 to 4 employees	1	a	D	D
	Establishments with 5 to 9 employees	4	b	D	D
	Establishments with 10 to 19 employees	1	a	D	D
	Establishments with 20 to 49 employees	4	119	1 259	6 597
	Establishments with 50 to 99 employees	—	—	—	—
	Establishments with 100 to 249 employees	—	—	—	—
	Establishments with 250 to 499 employees	—	—	—	—
	Establishments with 500 to 999 employees	—	—	—	—
	Establishments with 1,000 employees or more	—	—	—	—

See footnotes at end of table.

Table 2. Establishments, Employees, and Payroll by Industry and Employment Size of Establishments for the State: 2004—Con.

[Excludes most government employees, railroad employees, and self-employed persons. Size class 1 to 4 employees includes establishments having payroll, but no employees, during mid-March pay period. For meaning of abbreviations and symbols, see introductory text. For explanation of terms, see Appendix A. For statement on reliability, see the note at the end of the table and Appendix C]

NAICS code	Geography, kind of business, and employment size class	Establishments (number)	Paid employees for pay period including March 12 (number)	First-quarter payroll (\$1,000)	Annual payroll (\$1,000)
	NEW JERSEY—Con.				
31-33	Manufacturing—Con.				
327	Nonmetallic mineral product manufacturing—Con.				
3279	Other nonmetallic mineral product manufacturing—Con.				
32791	Abrasive product manufacturing—Con.				
327910	Abrasive product manufacturing				
	All establishments	10	161	1 761	8 713
	Establishments with 1 to 4 employees	1	a	D	D
	Establishments with 5 to 9 employees	4	b	D	D
	Establishments with 10 to 19 employees	1	a	D	D
	Establishments with 20 to 49 employees	4	119	1 259	6 597
	Establishments with 50 to 99 employees	—	—	—	—
	Establishments with 100 to 249 employees	—	—	—	—
	Establishments with 250 to 499 employees	—	—	—	—
	Establishments with 500 to 999 employees	—	—	—	—
	Establishments with 1,000 employees or more	—	—	—	—
32799	All other nonmetallic mineral product manufacturing				
	All establishments	59	1 192	13 817	61 085
	Establishments with 1 to 4 employees	15	b	D	D
	Establishments with 5 to 9 employees	16	c	D	D
	Establishments with 10 to 19 employees	9	c	D	D
	Establishments with 20 to 49 employees	14	414	4 763	19 795
	Establishments with 50 to 99 employees	4	291	4 467	18 376
	Establishments with 100 to 249 employees	1	c	D	D
	Establishments with 250 to 499 employees	—	—	—	—
	Establishments with 500 to 999 employees	—	—	—	—
	Establishments with 1,000 employees or more	—	—	—	—
327991	Cut stone and stone product manufacturing				
	All establishments	34	371	4 522	19 507
	Establishments with 1 to 4 employees	12	25	195	897
	Establishments with 5 to 9 employees	11	70	619	2 844
	Establishments with 10 to 19 employees	7	c	D	D
	Establishments with 20 to 49 employees	2	b	D	D
	Establishments with 50 to 99 employees	2	c	D	D
	Establishments with 100 to 249 employees	—	—	—	—
	Establishments with 250 to 499 employees	—	—	—	—
	Establishments with 500 to 999 employees	—	—	—	—
	Establishments with 1,000 employees or more	—	—	—	—
327992	Ground or treated mineral and earth manufacturing				
	All establishments	8	154	2 068	8 126
	Establishments with 1 to 4 employees	—	—	—	—
	Establishments with 5 to 9 employees	2	a	D	D
	Establishments with 10 to 19 employees	2	b	D	D
	Establishments with 20 to 49 employees	4	c	D	D
	Establishments with 50 to 99 employees	—	—	—	—
	Establishments with 100 to 249 employees	—	—	—	—
	Establishments with 250 to 499 employees	—	—	—	—
	Establishments with 500 to 999 employees	—	—	—	—
	Establishments with 1,000 employees or more	—	—	—	—
327993	Mineral wool manufacturing				
	All establishments	9	536	5 978	26 941
	Establishments with 1 to 4 employees	1	a	D	D
	Establishments with 5 to 9 employees	—	—	—	—
	Establishments with 10 to 19 employees	—	—	—	—
	Establishments with 20 to 49 employees	5	141	1 578	5 953
	Establishments with 50 to 99 employees	2	c	D	D
	Establishments with 100 to 249 employees	1	c	D	D
	Establishments with 250 to 499 employees	—	—	—	—
	Establishments with 500 to 999 employees	—	—	—	—
	Establishments with 1,000 employees or more	—	—	—	—
327999	All other miscellaneous nonmetallic mineral product manufacturing				
	All establishments	8	131	1 249	6 511
	Establishments with 1 to 4 employees	2	a	D	D
	Establishments with 5 to 9 employees	3	b	D	D
	Establishments with 10 to 19 employees	—	—	—	—
	Establishments with 20 to 49 employees	3	c	D	D
	Establishments with 50 to 99 employees	—	—	—	—
	Establishments with 100 to 249 employees	—	—	—	—
	Establishments with 250 to 499 employees	—	—	—	—
	Establishments with 500 to 999 employees	—	—	—	—
	Establishments with 1,000 employees or more	—	—	—	—
331	Primary metal manufacturing				
	All establishments	124	6 540	73 748	308 850
	Establishments with 1 to 4 employees	30	43	475	3 217
	Establishments with 5 to 9 employees	18	c	D	D
	Establishments with 10 to 19 employees	18	254	2 384	10 485
	Establishments with 20 to 49 employees	27	891	9 454	42 046
	Establishments with 50 to 99 employees	15	958	10 067	44 119
	Establishments with 100 to 249 employees	10	1 655	20 788	84 620
	Establishments with 250 to 499 employees	4	1 353	14 896	65 732
	Establishments with 500 to 999 employees	2	g	D	D

See footnotes at end of table.

Table 2. Establishments, Employees, and Payroll by Industry and Employment Size of Establishments for the State: 2004—Con.

[Excludes most government employees, railroad employees, and self-employed persons. Size class 1 to 4 employees includes establishments having payroll, but no employees, during mid-March pay period. For meaning of abbreviations and symbols, see introductory text. For explanation of terms, see Appendix A. For statement on reliability, see the note at the end of the table and Appendix C]

NAICS code	Geography, kind of business, and employment size class	Establishments (number)	Paid employees for pay period including March 12 (number)	First-quarter payroll (\$1,000)	Annual payroll (\$1,000)
	NEW JERSEY—Con.				
31-33	Manufacturing—Con.				
331	Primary metal manufacturing—Con.				
	All establishments—Con.				
	Establishments with 1,000 employees or more	—	—	—	—
3311	Iron and steel mills and ferroalloy manufacturing				
	All establishments	24	537	7 960	39 035
	Establishments with 1 to 4 employees	14	16	126	1 578
	Establishments with 5 to 9 employees	4	26	175	1 172
	Establishments with 10 to 19 employees	2	b	D	D
	Establishments with 20 to 49 employees	2	b	D	D
	Establishments with 50 to 99 employees	1	b	D	D
	Establishments with 100 to 249 employees	—	—	—	—
	Establishments with 250 to 499 employees	1	e	D	D
	Establishments with 500 to 999 employees	—	—	—	—
	Establishments with 1,000 employees or more	—	—	—	—
33111	Iron and steel mills and ferroalloy manufacturing				
	All establishments	24	537	7 960	39 035
	Establishments with 1 to 4 employees	14	16	126	1 578
	Establishments with 5 to 9 employees	4	26	175	1 172
	Establishments with 10 to 19 employees	2	b	D	D
	Establishments with 20 to 49 employees	2	b	D	D
	Establishments with 50 to 99 employees	1	b	D	D
	Establishments with 100 to 249 employees	—	—	—	—
	Establishments with 250 to 499 employees	1	e	D	D
	Establishments with 500 to 999 employees	—	—	—	—
	Establishments with 1,000 employees or more	—	—	—	—
331111	Iron and steel mills				
	All establishments	24	537	7 960	39 035
	Establishments with 1 to 4 employees	14	16	126	1 578
	Establishments with 5 to 9 employees	4	26	175	1 172
	Establishments with 10 to 19 employees	2	b	D	D
	Establishments with 20 to 49 employees	2	b	D	D
	Establishments with 50 to 99 employees	1	b	D	D
	Establishments with 100 to 249 employees	—	—	—	—
	Establishments with 250 to 499 employees	1	e	D	D
	Establishments with 500 to 999 employees	—	—	—	—
	Establishments with 1,000 employees or more	—	—	—	—
3312	Steel product manufacturing from purchased steel				
	All establishments	12	1 076	10 683	41 975
	Establishments with 1 to 4 employees	1	a	D	D
	Establishments with 5 to 9 employees	2	a	D	D
	Establishments with 10 to 19 employees	—	—	—	—
	Establishments with 20 to 49 employees	3	123	1 304	6 145
	Establishments with 50 to 99 employees	2	c	D	D
	Establishments with 100 to 249 employees	3	479	5 680	21 441
	Establishments with 250 to 499 employees	1	e	D	D
	Establishments with 500 to 999 employees	—	—	—	—
	Establishments with 1,000 employees or more	—	—	—	—
33121	Iron and steel pipe and tube manufacturing from purchased steel				
	All establishments	3	362	4 405	15 503
	Establishments with 1 to 4 employees	—	—	—	—
	Establishments with 5 to 9 employees	—	—	—	—
	Establishments with 10 to 19 employees	—	—	—	—
	Establishments with 20 to 49 employees	—	—	—	—
	Establishments with 50 to 99 employees	1	b	D	D
	Establishments with 100 to 249 employees	2	e	D	D
	Establishments with 250 to 499 employees	—	—	—	—
	Establishments with 500 to 999 employees	—	—	—	—
	Establishments with 1,000 employees or more	—	—	—	—
331210	Iron and steel pipe and tube manufacturing from purchased steel				
	All establishments	3	362	4 405	15 503
	Establishments with 1 to 4 employees	—	—	—	—
	Establishments with 5 to 9 employees	—	—	—	—
	Establishments with 10 to 19 employees	—	—	—	—
	Establishments with 20 to 49 employees	—	—	—	—
	Establishments with 50 to 99 employees	1	b	D	D
	Establishments with 100 to 249 employees	2	e	D	D
	Establishments with 250 to 499 employees	—	—	—	—
	Establishments with 500 to 999 employees	—	—	—	—
	Establishments with 1,000 employees or more	—	—	—	—
33122	Rolling and drawing of purchased steel				
	All establishments	9	714	6 278	26 472
	Establishments with 1 to 4 employees	1	a	D	D
	Establishments with 5 to 9 employees	2	a	D	D
	Establishments with 10 to 19 employees	—	—	—	—
	Establishments with 20 to 49 employees	3	123	1 304	6 145
	Establishments with 50 to 99 employees	1	b	D	D
	Establishments with 100 to 249 employees	1	c	D	D
	Establishments with 250 to 499 employees	1	e	D	D
	Establishments with 500 to 999 employees	—	—	—	—
	Establishments with 1,000 employees or more	—	—	—	—

See footnotes at end of table.

Table 2. Establishments, Employees, and Payroll by Industry and Employment Size of Establishments for the State: 2004—Con.

[Excludes most government employees, railroad employees, and self-employed persons. Size class 1 to 4 employees includes establishments having payroll, but no employees, during mid-March pay period. For meaning of abbreviations and symbols, see introductory text. For explanation of terms, see Appendix A. For statement on reliability, see the note at the end of the table and Appendix C]

NAICS code	Geography, kind of business, and employment size class	Establishments (number)	Paid employees for pay period including March 12 (number)	First-quarter payroll (\$1,000)	Annual payroll (\$1,000)
NEW JERSEY—Con.					
31-33	Manufacturing—Con.				
331	Primary metal manufacturing—Con.				
3312	Steel product manufacturing from purchased steel—Con.				
33122	Rolling and drawing of purchased steel—Con.				
331221	Rolled steel shape manufacturing				
	All establishments	3	c	D	D
	Establishments with 1 to 4 employees	—	—	—	—
	Establishments with 5 to 9 employees	1	a	D	D
	Establishments with 10 to 19 employees	—	—	—	—
	Establishments with 20 to 49 employees	1	b	D	D
	Establishments with 50 to 99 employees	1	b	D	D
	Establishments with 100 to 249 employees	—	—	—	—
	Establishments with 250 to 499 employees	—	—	—	—
	Establishments with 500 to 999 employees	—	—	—	—
	Establishments with 1,000 employees or more	—	—	—	—
331222	Steel wire drawing				
	All establishments	6	f	D	D
	Establishments with 1 to 4 employees	1	a	D	D
	Establishments with 5 to 9 employees	1	a	D	D
	Establishments with 10 to 19 employees	—	—	—	—
	Establishments with 20 to 49 employees	2	b	D	D
	Establishments with 50 to 99 employees	—	—	—	—
	Establishments with 100 to 249 employees	1	c	D	D
	Establishments with 250 to 499 employees	1	e	D	D
	Establishments with 500 to 999 employees	—	—	—	—
	Establishments with 1,000 employees or more	—	—	—	—
3313	Alumina and aluminum production and processing				
	All establishments	11	1 134	11 333	49 812
	Establishments with 1 to 4 employees	1	a	D	D
	Establishments with 5 to 9 employees	3	b	D	D
	Establishments with 10 to 19 employees	2	b	D	D
	Establishments with 20 to 49 employees	1	b	D	D
	Establishments with 50 to 99 employees	1	b	D	D
	Establishments with 100 to 249 employees	2	e	D	D
	Establishments with 250 to 499 employees	—	—	—	—
	Establishments with 500 to 999 employees	1	f	D	D
	Establishments with 1,000 employees or more	—	—	—	—
33131	Alumina and aluminum production and processing				
	All establishments	11	1 134	11 333	49 812
	Establishments with 1 to 4 employees	1	a	D	D
	Establishments with 5 to 9 employees	3	b	D	D
	Establishments with 10 to 19 employees	2	b	D	D
	Establishments with 20 to 49 employees	1	b	D	D
	Establishments with 50 to 99 employees	1	b	D	D
	Establishments with 100 to 249 employees	2	e	D	D
	Establishments with 250 to 499 employees	—	—	—	—
	Establishments with 500 to 999 employees	1	f	D	D
	Establishments with 1,000 employees or more	—	—	—	—
331312	Primary aluminum production				
	All establishments	2	a	D	D
	Establishments with 1 to 4 employees	1	a	D	D
	Establishments with 5 to 9 employees	1	a	D	D
	Establishments with 10 to 19 employees	—	—	—	—
	Establishments with 20 to 49 employees	—	—	—	—
	Establishments with 50 to 99 employees	—	—	—	—
	Establishments with 100 to 249 employees	—	—	—	—
	Establishments with 250 to 499 employees	—	—	—	—
	Establishments with 500 to 999 employees	—	—	—	—
	Establishments with 1,000 employees or more	—	—	—	—
331314	Secondary smelting and alloying of aluminum				
	All establishments	2	b	D	D
	Establishments with 1 to 4 employees	—	—	—	—
	Establishments with 5 to 9 employees	—	—	—	—
	Establishments with 10 to 19 employees	1	a	D	D
	Establishments with 20 to 49 employees	—	—	—	—
	Establishments with 50 to 99 employees	1	b	D	D
	Establishments with 100 to 249 employees	—	—	—	—
	Establishments with 250 to 499 employees	—	—	—	—
	Establishments with 500 to 999 employees	—	—	—	—
	Establishments with 1,000 employees or more	—	—	—	—
331315	Aluminum sheet, plate, and foil manufacturing				
	All establishments	2	c	D	D
	Establishments with 1 to 4 employees	—	—	—	—
	Establishments with 5 to 9 employees	—	—	—	—
	Establishments with 10 to 19 employees	1	a	D	D
	Establishments with 20 to 49 employees	—	—	—	—
	Establishments with 50 to 99 employees	—	—	—	—
	Establishments with 100 to 249 employees	1	c	D	D
	Establishments with 250 to 499 employees	—	—	—	—
	Establishments with 500 to 999 employees	—	—	—	—

See footnotes at end of table.

Table 2. Establishments, Employees, and Payroll by Industry and Employment Size of Establishments for the State: 2004—Con.

[Excludes most government employees, railroad employees, and self-employed persons. Size class 1 to 4 employees includes establishments having payroll, but no employees, during mid-March pay period. For meaning of abbreviations and symbols, see introductory text. For explanation of terms, see Appendix A. For statement on reliability, see the note at the end of the table and Appendix C]

NAICS code	Geography, kind of business, and employment size class	Establishments (number)	Paid employees for pay period including March 12 (number)	First-quarter payroll (\$1,000)	Annual payroll (\$1,000)
	NEW JERSEY—Con.				
31-33	Manufacturing—Con.				
331	Primary metal manufacturing—Con.				
3313	Alumina and aluminum production and processing—Con.				
33131	Alumina and aluminum production and processing—Con.				
331315	Aluminum sheet, plate, and foil manufacturing—Con.				
	All establishments—Con.				
	Establishments with 1,000 employees or more	—	—	—	—
331316	Aluminum extruded product manufacturing				
	All establishments	3	f	D	D
	Establishments with 1 to 4 employees	—	—	—	—
	Establishments with 5 to 9 employees	—	—	—	—
	Establishments with 10 to 19 employees	—	—	—	—
	Establishments with 20 to 49 employees	1	b	D	D
	Establishments with 50 to 99 employees	—	—	—	—
	Establishments with 100 to 249 employees	1	c	D	D
	Establishments with 250 to 499 employees	—	—	—	—
	Establishments with 500 to 999 employees	1	f	D	D
	Establishments with 1,000 employees or more	—	—	—	—
331319	Other aluminum rolling and drawing				
	All establishments	2	a	D	D
	Establishments with 1 to 4 employees	—	—	—	—
	Establishments with 5 to 9 employees	2	a	D	D
	Establishments with 10 to 19 employees	—	—	—	—
	Establishments with 20 to 49 employees	—	—	—	—
	Establishments with 50 to 99 employees	—	—	—	—
	Establishments with 100 to 249 employees	—	—	—	—
	Establishments with 250 to 499 employees	—	—	—	—
	Establishments with 500 to 999 employees	—	—	—	—
	Establishments with 1,000 employees or more	—	—	—	—
3314	Nonferrous metal (except aluminum) production and processing				
	All establishments	43	1 666	20 343	85 684
	Establishments with 1 to 4 employees	8	a	D	D
	Establishments with 5 to 9 employees	4	b	D	D
	Establishments with 10 to 19 employees	8	c	D	D
	Establishments with 20 to 49 employees	12	385	4 036	17 771
	Establishments with 50 to 99 employees	7	436	5 153	22 649
	Establishments with 100 to 249 employees	4	695	9 719	39 138
	Establishments with 250 to 499 employees	—	—	—	—
	Establishments with 500 to 999 employees	—	—	—	—
	Establishments with 1,000 employees or more	—	—	—	—
33141	Nonferrous metal (except aluminum) smelting and refining				
	All establishments	8	400	5 872	25 914
	Establishments with 1 to 4 employees	1	a	D	D
	Establishments with 5 to 9 employees	2	a	D	D
	Establishments with 10 to 19 employees	1	a	D	D
	Establishments with 20 to 49 employees	1	b	D	D
	Establishments with 50 to 99 employees	2	c	D	D
	Establishments with 100 to 249 employees	1	c	D	D
	Establishments with 250 to 499 employees	—	—	—	—
	Establishments with 500 to 999 employees	—	—	—	—
	Establishments with 1,000 employees or more	—	—	—	—
331419	Primary smelting and refining of nonferrous metal (except copper and aluminum)				
	All establishments	8	400	5 872	25 914
	Establishments with 1 to 4 employees	1	a	D	D
	Establishments with 5 to 9 employees	2	a	D	D
	Establishments with 10 to 19 employees	1	a	D	D
	Establishments with 20 to 49 employees	1	b	D	D
	Establishments with 50 to 99 employees	2	c	D	D
	Establishments with 100 to 249 employees	1	c	D	D
	Establishments with 250 to 499 employees	—	—	—	—
	Establishments with 500 to 999 employees	—	—	—	—
	Establishments with 1,000 employees or more	—	—	—	—
33142	Copper rolling, drawing, extruding, and alloying				
	All establishments	12	529	5 917	24 105
	Establishments with 1 to 4 employees	3	a	D	D
	Establishments with 5 to 9 employees	1	a	D	D
	Establishments with 10 to 19 employees	—	—	—	—
	Establishments with 20 to 49 employees	4	c	D	D
	Establishments with 50 to 99 employees	3	c	D	D
	Establishments with 100 to 249 employees	1	c	D	D
	Establishments with 250 to 499 employees	—	—	—	—
	Establishments with 500 to 999 employees	—	—	—	—
	Establishments with 1,000 employees or more	—	—	—	—

See footnotes at end of table.

Table 2. Establishments, Employees, and Payroll by Industry and Employment Size of Establishments for the State: 2004—Con.

[Excludes most government employees, railroad employees, and self-employed persons. Size class 1 to 4 employees includes establishments having payroll, but no employees, during mid-March pay period. For meaning of abbreviations and symbols, see introductory text. For explanation of terms, see Appendix A. For statement on reliability, see the note at the end of the table and Appendix C]

NAICS code	Geography, kind of business, and employment size class	Establishments (number)	Paid employees for pay period including March 12 (number)	First-quarter payroll (\$1,000)	Annual payroll (\$1,000)
	NEW JERSEY—Con.				
31-33	Manufacturing—Con.				
331	Primary metal manufacturing—Con.				
3314	Nonferrous metal (except aluminum) production and processing—Con.				
33142	Copper rolling, drawing, extruding, and alloying—Con.				
331421	Copper rolling, drawing, and extruding				
	All establishments	5	166	1 751	7 338
	Establishments with 1 to 4 employees	1	a	D	D
	Establishments with 5 to 9 employees	—	—	—	—
	Establishments with 10 to 19 employees	—	—	—	—
	Establishments with 20 to 49 employees	3	b	D	D
	Establishments with 50 to 99 employees	1	b	D	D
	Establishments with 100 to 249 employees	—	—	—	—
	Establishments with 250 to 499 employees	—	—	—	—
	Establishments with 500 to 999 employees	—	—	—	—
	Establishments with 1,000 employees or more	—	—	—	—
331422	Copper wire (except mechanical) drawing				
	All establishments	3	c	D	D
	Establishments with 1 to 4 employees	1	a	D	D
	Establishments with 5 to 9 employees	—	—	—	—
	Establishments with 10 to 19 employees	—	—	—	—
	Establishments with 20 to 49 employees	1	b	D	D
	Establishments with 50 to 99 employees	—	—	—	—
	Establishments with 100 to 249 employees	1	c	D	D
	Establishments with 250 to 499 employees	—	—	—	—
	Establishments with 500 to 999 employees	—	—	—	—
	Establishments with 1,000 employees or more	—	—	—	—
331423	Secondary smelting, refining, and alloying of copper				
	All establishments	4	c	D	D
	Establishments with 1 to 4 employees	1	a	D	D
	Establishments with 5 to 9 employees	1	a	D	D
	Establishments with 10 to 19 employees	—	—	—	—
	Establishments with 20 to 49 employees	—	—	—	—
	Establishments with 50 to 99 employees	2	c	D	D
	Establishments with 100 to 249 employees	—	—	—	—
	Establishments with 250 to 499 employees	—	—	—	—
	Establishments with 500 to 999 employees	—	—	—	—
	Establishments with 1,000 employees or more	—	—	—	—
33149	Nonferrous metal (except copper and aluminum) rolling, drawing, extruding, and alloying				
	All establishments	23	737	8 554	35 665
	Establishments with 1 to 4 employees	4	a	D	D
	Establishments with 5 to 9 employees	1	a	D	D
	Establishments with 10 to 19 employees	7	b	D	D
	Establishments with 20 to 49 employees	7	b	D	D
	Establishments with 50 to 99 employees	2	c	D	D
	Establishments with 100 to 249 employees	2	c	D	D
	Establishments with 250 to 499 employees	—	e	D	D
	Establishments with 500 to 999 employees	—	—	—	—
	Establishments with 1,000 employees or more	—	—	—	—
331491	Nonferrous metal (except copper and aluminum) rolling, drawing, and extruding				
	All establishments	14	450	4 892	20 259
	Establishments with 1 to 4 employees	3	a	D	D
	Establishments with 5 to 9 employees	1	a	D	D
	Establishments with 10 to 19 employees	4	56	533	2 282
	Establishments with 20 to 49 employees	3	72	518	2 116
	Establishments with 50 to 99 employees	2	c	D	D
	Establishments with 100 to 249 employees	1	c	D	D
	Establishments with 250 to 499 employees	—	—	—	—
	Establishments with 500 to 999 employees	—	—	—	—
	Establishments with 1,000 employees or more	—	—	—	—
331492	Secondary smelting, refining, and alloying of nonferrous metal (except copper and aluminum)				
	All establishments	9	287	3 662	15 406
	Establishments with 1 to 4 employees	1	a	D	D
	Establishments with 5 to 9 employees	—	—	—	—
	Establishments with 10 to 19 employees	3	b	D	D
	Establishments with 20 to 49 employees	4	b	D	D
	Establishments with 50 to 99 employees	—	—	—	—
	Establishments with 100 to 249 employees	1	c	D	D
	Establishments with 250 to 499 employees	—	—	—	—
	Establishments with 500 to 999 employees	—	—	—	—
	Establishments with 1,000 employees or more	—	—	—	—

See footnotes at end of table.

Table 2. Establishments, Employees, and Payroll by Industry and Employment Size of Establishments for the State: 2004—Con.

[Excludes most government employees, railroad employees, and self-employed persons. Size class 1 to 4 employees includes establishments having payroll, but no employees, during mid-March pay period. For meaning of abbreviations and symbols, see introductory text. For explanation of terms, see Appendix A. For statement on reliability, see the note at the end of the table and Appendix C]

NAICS code	Geography, kind of business, and employment size class	Establishments (number)	Paid employees for pay period including March 12 (number)	First-quarter payroll (\$1,000)	Annual payroll (\$1,000)
	NEW JERSEY—Con.				
31-33	Manufacturing—Con.				
331	Primary metal manufacturing—Con.				
3315	Foundries				
	All establishments	34	2 127	23 429	92 344
	Establishments with 1 to 4 employees	6	a	D	D
	Establishments with 5 to 9 employees	5	b	D	D
	Establishments with 10 to 19 employees	6	80	732	3 267
	Establishments with 20 to 49 employees	9	275	2 577	11 633
	Establishments with 50 to 99 employees	4	253	1 867	8 525
	Establishments with 100 to 249 employees	1	c	D	D
	Establishments with 250 to 499 employees	2	f	D	D
	Establishments with 500 to 999 employees	1	f	D	D
	Establishments with 1,000 employees or more	—	—	—	—
33151	Ferrous metal foundries				
	All establishments	14	1 638	19 674	75 990
	Establishments with 1 to 4 employees	3	a	D	D
	Establishments with 5 to 9 employees	1	a	D	D
	Establishments with 10 to 19 employees	3	b	D	D
	Establishments with 20 to 49 employees	2	b	D	D
	Establishments with 50 to 99 employees	1	b	D	D
	Establishments with 100 to 249 employees	1	c	D	D
	Establishments with 250 to 499 employees	2	f	D	D
	Establishments with 500 to 999 employees	1	f	D	D
	Establishments with 1,000 employees or more	—	—	—	—
331511	Iron foundries				
	All establishments	10	1 030	11 432	48 661
	Establishments with 1 to 4 employees	2	a	D	D
	Establishments with 5 to 9 employees	1	a	D	D
	Establishments with 10 to 19 employees	2	b	D	D
	Establishments with 20 to 49 employees	2	b	D	D
	Establishments with 50 to 99 employees	—	—	—	—
	Establishments with 100 to 249 employees	1	c	D	D
	Establishments with 250 to 499 employees	2	f	D	D
	Establishments with 500 to 999 employees	—	—	—	—
	Establishments with 1,000 employees or more	—	—	—	—
331512	Steel investment foundries				
	All establishments	3	f	D	D
	Establishments with 1 to 4 employees	—	—	—	—
	Establishments with 5 to 9 employees	—	—	—	—
	Establishments with 10 to 19 employees	1	a	D	D
	Establishments with 20 to 49 employees	—	—	—	—
	Establishments with 50 to 99 employees	1	b	D	D
	Establishments with 100 to 249 employees	—	—	—	—
	Establishments with 250 to 499 employees	—	—	—	—
	Establishments with 500 to 999 employees	1	f	D	D
	Establishments with 1,000 employees or more	—	—	—	—
331513	Steel foundries (except investment)				
	All establishments	1	a	D	D
	Establishments with 1 to 4 employees	1	a	D	D
	Establishments with 5 to 9 employees	—	—	—	—
	Establishments with 10 to 19 employees	—	—	—	—
	Establishments with 20 to 49 employees	—	—	—	—
	Establishments with 50 to 99 employees	—	—	—	—
	Establishments with 100 to 249 employees	—	—	—	—
	Establishments with 250 to 499 employees	—	—	—	—
	Establishments with 500 to 999 employees	—	—	—	—
	Establishments with 1,000 employees or more	—	—	—	—
33152	Nonferrous metal foundries				
	All establishments	20	489	3 755	16 354
	Establishments with 1 to 4 employees	3	a	D	D
	Establishments with 5 to 9 employees	4	b	D	D
	Establishments with 10 to 19 employees	3	b	D	D
	Establishments with 20 to 49 employees	7	c	D	D
	Establishments with 50 to 99 employees	3	c	D	D
	Establishments with 100 to 249 employees	—	—	—	—
	Establishments with 250 to 499 employees	—	—	—	—
	Establishments with 500 to 999 employees	—	—	—	—
	Establishments with 1,000 employees or more	—	—	—	—
331521	Aluminum die-casting foundries				
	All establishments	2	b	D	D
	Establishments with 1 to 4 employees	—	—	—	—
	Establishments with 5 to 9 employees	1	a	D	D
	Establishments with 10 to 19 employees	—	—	—	—
	Establishments with 20 to 49 employees	—	—	—	—
	Establishments with 50 to 99 employees	1	b	D	D
	Establishments with 100 to 249 employees	—	—	—	—
	Establishments with 250 to 499 employees	—	—	—	—
	Establishments with 500 to 999 employees	—	—	—	—
	Establishments with 1,000 employees or more	—	—	—	—

See footnotes at end of table.

Table 2. Establishments, Employees, and Payroll by Industry and Employment Size of Establishments for the State: 2004—Con.

[Excludes most government employees, railroad employees, and self-employed persons. Size class 1 to 4 employees includes establishments having payroll, but no employees, during mid-March pay period. For meaning of abbreviations and symbols, see introductory text. For explanation of terms, see Appendix A. For statement on reliability, see the note at the end of the table and Appendix C]

NAICS code	Geography, kind of business, and employment size class	Establishments (number)	Paid employees for pay period including March 12 (number)	First-quarter payroll (\$1,000)	Annual payroll (\$1,000)
NEW JERSEY—Con.					
31-33	Manufacturing—Con.				
331	Primary metal manufacturing—Con.				
3315	Foundries—Con.				
33152	Nonferrous metal foundries—Con.				
331522	Nonferrous (except aluminum) die-casting foundries				
	All establishments	5	169	1 361	5 641
	Establishments with 1 to 4 employees	—	—	—	—
	Establishments with 5 to 9 employees	1	a	D	D
	Establishments with 10 to 19 employees	—	—	—	—
	Establishments with 20 to 49 employees	3	b	D	D
	Establishments with 50 to 99 employees	1	b	D	D
	Establishments with 100 to 249 employees	—	—	—	—
	Establishments with 250 to 499 employees	—	—	—	—
	Establishments with 500 to 999 employees	—	—	—	—
	Establishments with 1,000 employees or more	—	—	—	—
331524	Aluminum foundries (except die-casting)				
	All establishments	7	173	1 302	5 640
	Establishments with 1 to 4 employees	2	a	D	D
	Establishments with 5 to 9 employees	1	a	D	D
	Establishments with 10 to 19 employees	—	—	—	—
	Establishments with 20 to 49 employees	3	92	640	2 687
	Establishments with 50 to 99 employees	1	b	D	D
	Establishments with 100 to 249 employees	—	—	—	—
	Establishments with 250 to 499 employees	—	—	—	—
	Establishments with 500 to 999 employees	—	—	—	—
	Establishments with 1,000 employees or more	—	—	—	—
331525	Copper foundries (except die-casting)				
	All establishments	3	49	421	2 054
	Establishments with 1 to 4 employees	—	—	—	—
	Establishments with 5 to 9 employees	1	a	D	D
	Establishments with 10 to 19 employees	1	a	D	D
	Establishments with 20 to 49 employees	1	b	D	D
	Establishments with 50 to 99 employees	—	—	—	—
	Establishments with 100 to 249 employees	—	—	—	—
	Establishments with 250 to 499 employees	—	—	—	—
	Establishments with 500 to 999 employees	—	—	—	—
	Establishments with 1,000 employees or more	—	—	—	—
331528	Other nonferrous foundries (except die-casting)				
	All establishments	3	b	D	D
	Establishments with 1 to 4 employees	1	a	D	D
	Establishments with 5 to 9 employees	—	—	—	—
	Establishments with 10 to 19 employees	2	b	D	D
	Establishments with 20 to 49 employees	—	—	—	—
	Establishments with 50 to 99 employees	—	—	—	—
	Establishments with 100 to 249 employees	—	—	—	—
	Establishments with 250 to 499 employees	—	—	—	—
	Establishments with 500 to 999 employees	—	—	—	—
	Establishments with 1,000 employees or more	—	—	—	—
332	Fabricated metal product manufacturing				
	All establishments	1 502	29 763	278 945	1 218 083
	Establishments with 1 to 4 employees	583	1 172	9 655	52 800
	Establishments with 5 to 9 employees	303	2 100	18 653	82 954
	Establishments with 10 to 19 employees	255	3 474	34 608	157 237
	Establishments with 20 to 49 employees	225	6 675	63 830	278 090
	Establishments with 50 to 99 employees	91	6 530	63 024	277 249
	Establishments with 100 to 249 employees	36	5 169	51 289	215 588
	Establishments with 250 to 499 employees	6	1 898	20 909	85 812
	Establishments with 500 to 999 employees	2	g	D	D
	Establishments with 1,000 employees or more	1	g	D	D
3321	Forging and stamping				
	All establishments	96	2 828	26 725	116 031
	Establishments with 1 to 4 employees	26	b	D	D
	Establishments with 5 to 9 employees	22	150	1 374	5 977
	Establishments with 10 to 19 employees	10	c	D	D
	Establishments with 20 to 49 employees	21	652	6 267	27 964
	Establishments with 50 to 99 employees	11	895	8 760	37 974
	Establishments with 100 to 249 employees	6	940	8 663	36 634
	Establishments with 250 to 499 employees	—	—	—	—
	Establishments with 500 to 999 employees	—	—	—	—
	Establishments with 1,000 employees or more	—	—	—	—
33211	Forging and stamping				
	All establishments	96	2 828	26 725	116 031
	Establishments with 1 to 4 employees	26	b	D	D
	Establishments with 5 to 9 employees	22	150	1 374	5 977
	Establishments with 10 to 19 employees	10	c	D	D
	Establishments with 20 to 49 employees	21	652	6 267	27 964
	Establishments with 50 to 99 employees	11	895	8 760	37 974
	Establishments with 100 to 249 employees	6	940	8 663	36 634
	Establishments with 250 to 499 employees	—	—	—	—
	Establishments with 500 to 999 employees	—	—	—	—

See footnotes at end of table.

Table 2. Establishments, Employees, and Payroll by Industry and Employment Size of Establishments for the State: 2004—Con.

[Excludes most government employees, railroad employees, and self-employed persons. Size class 1 to 4 employees includes establishments having payroll, but no employees, during mid-March pay period. For meaning of abbreviations and symbols, see introductory text. For explanation of terms, see Appendix A. For statement on reliability, see the note at the end of the table and Appendix C]

NAICS code	Geography, kind of business, and employment size class	Establishments (number)	Paid employees for pay period including March 12 (number)	First-quarter payroll (\$1,000)	Annual payroll (\$1,000)
	NEW JERSEY—Con.				
31-33	Manufacturing—Con.				
332	Fabricated metal product manufacturing—Con.				
3321	Forging and stamping—Con.				
33211	Forging and stamping—Con.				
	All establishments—Con.				
	Establishments with 1,000 employees or more	—	—	—	—
332111	Iron and steel forging				
	All establishments	6	c	D	D
	Establishments with 1 to 4 employees	1	a	D	D
	Establishments with 5 to 9 employees	2	a	D	D
	Establishments with 10 to 19 employees	—	—	—	—
	Establishments with 20 to 49 employees	2	b	D	D
	Establishments with 50 to 99 employees	1	b	D	D
	Establishments with 100 to 249 employees	—	—	—	—
	Establishments with 250 to 499 employees	—	—	—	—
	Establishments with 500 to 999 employees	—	—	—	—
	Establishments with 1,000 employees or more	—	—	—	—
332114	Custom roll forming				
	All establishments	11	337	3 518	14 936
	Establishments with 1 to 4 employees	2	a	D	D
	Establishments with 5 to 9 employees	2	a	D	D
	Establishments with 10 to 19 employees	2	b	D	D
	Establishments with 20 to 49 employees	3	c	D	D
	Establishments with 50 to 99 employees	2	c	D	D
	Establishments with 100 to 249 employees	—	—	—	—
	Establishments with 250 to 499 employees	—	—	—	—
	Establishments with 500 to 999 employees	—	—	—	—
	Establishments with 1,000 employees or more	—	—	—	—
332115	Crown and closure manufacturing				
	All establishments	2	a	D	D
	Establishments with 1 to 4 employees	1	a	D	D
	Establishments with 5 to 9 employees	—	—	—	—
	Establishments with 10 to 19 employees	1	a	D	D
	Establishments with 20 to 49 employees	—	—	—	—
	Establishments with 50 to 99 employees	—	—	—	—
	Establishments with 100 to 249 employees	—	—	—	—
	Establishments with 250 to 499 employees	—	—	—	—
	Establishments with 500 to 999 employees	—	—	—	—
	Establishments with 1,000 employees or more	—	—	—	—
332116	Metal stamping				
	All establishments	76	2 149	19 298	82 023
	Establishments with 1 to 4 employees	22	b	D	D
	Establishments with 5 to 9 employees	18	121	1 058	4 400
	Establishments with 10 to 19 employees	7	b	D	D
	Establishments with 20 to 49 employees	16	440	3 751	17 164
	Establishments with 50 to 99 employees	8	631	5 921	25 580
	Establishments with 100 to 249 employees	5	f	D	D
	Establishments with 250 to 499 employees	—	—	—	—
	Establishments with 500 to 999 employees	—	—	—	—
	Establishments with 1,000 employees or more	—	—	—	—
332117	Powder metallurgy part manufacturing				
	All establishments	1	c	D	D
	Establishments with 1 to 4 employees	—	—	—	—
	Establishments with 5 to 9 employees	—	—	—	—
	Establishments with 10 to 19 employees	—	—	—	—
	Establishments with 20 to 49 employees	—	—	—	—
	Establishments with 50 to 99 employees	—	—	—	—
	Establishments with 100 to 249 employees	1	c	D	D
	Establishments with 250 to 499 employees	—	—	—	—
	Establishments with 500 to 999 employees	—	—	—	—
	Establishments with 1,000 employees or more	—	—	—	—
3322	Cutlery and handtool manufacturing				
	All establishments	55	2 217	15 354	63 758
	Establishments with 1 to 4 employees	20	b	D	D
	Establishments with 5 to 9 employees	8	b	D	D
	Establishments with 10 to 19 employees	8	c	D	D
	Establishments with 20 to 49 employees	8	c	D	D
	Establishments with 50 to 99 employees	6	384	3 158	14 154
	Establishments with 100 to 249 employees	4	f	D	D
	Establishments with 250 to 499 employees	—	—	—	—
	Establishments with 500 to 999 employees	1	f	D	D
	Establishments with 1,000 employees or more	—	—	—	—

See footnotes at end of table.

Table 2. Establishments, Employees, and Payroll by Industry and Employment Size of Establishments for the State: 2004—Con.

[Excludes most government employees, railroad employees, and self-employed persons. Size class 1 to 4 employees includes establishments having payroll, but no employees, during mid-March pay period. For meaning of abbreviations and symbols, see introductory text. For explanation of terms, see Appendix A. For statement on reliability, see the note at the end of the table and Appendix C]

NAICS code	Geography, kind of business, and employment size class	Establishments (number)	Paid employees for pay period including March 12 (number)	First-quarter payroll (\$1,000)	Annual payroll (\$1,000)
31-33	NEW JERSEY—Con.				
	Manufacturing—Con.				
332	Fabricated metal product manufacturing—Con.				
3322	Cutlery and handtool manufacturing—Con.				
33221	Cutlery and handtool manufacturing				
	All establishments	55	2 217	15 354	63 758
	Establishments with 1 to 4 employees	20	b	D	D
	Establishments with 5 to 9 employees	8	b	D	D
	Establishments with 10 to 19 employees	8	c	D	D
	Establishments with 20 to 49 employees	8	c	D	D
	Establishments with 50 to 99 employees	6	384	3 158	14 154
	Establishments with 100 to 249 employees	4	f	D	D
	Establishments with 250 to 499 employees	—	—	—	—
	Establishments with 500 to 999 employees	1	f	D	D
	Establishments with 1,000 employees or more	—	—	—	—
332211	Cutlery and flatware (except precious) manufacturing				
	All establishments	3	e	D	D
	Establishments with 1 to 4 employees	1	a	D	D
	Establishments with 5 to 9 employees	—	—	—	—
	Establishments with 10 to 19 employees	—	—	—	—
	Establishments with 20 to 49 employees	—	—	—	—
	Establishments with 50 to 99 employees	—	—	—	—
	Establishments with 100 to 249 employees	2	e	D	D
	Establishments with 250 to 499 employees	—	—	—	—
	Establishments with 500 to 999 employees	—	—	—	—
	Establishments with 1,000 employees or more	—	—	—	—
332212	Hand and edge tool manufacturing				
	All establishments	43	1 530	10 229	41 909
	Establishments with 1 to 4 employees	16	b	D	D
	Establishments with 5 to 9 employees	7	b	D	D
	Establishments with 10 to 19 employees	7	c	D	D
	Establishments with 20 to 49 employees	8	c	D	D
	Establishments with 50 to 99 employees	4	e	D	D
	Establishments with 100 to 249 employees	—	—	—	—
	Establishments with 250 to 499 employees	—	—	—	—
	Establishments with 500 to 999 employees	1	f	D	D
	Establishments with 1,000 employees or more	—	—	—	—
332213	Saw blade and handsaw manufacturing				
	All establishments	4	c	D	D
	Establishments with 1 to 4 employees	1	a	D	D
	Establishments with 5 to 9 employees	1	a	D	D
	Establishments with 10 to 19 employees	—	—	—	—
	Establishments with 20 to 49 employees	—	—	—	—
	Establishments with 50 to 99 employees	2	c	D	D
	Establishments with 100 to 249 employees	—	—	—	—
	Establishments with 250 to 499 employees	—	—	—	—
	Establishments with 500 to 999 employees	—	—	—	—
	Establishments with 1,000 employees or more	—	—	—	—
332214	Kitchen utensil, pot, and pan manufacturing				
	All establishments	5	e	D	D
	Establishments with 1 to 4 employees	2	a	D	D
	Establishments with 5 to 9 employees	—	—	—	—
	Establishments with 10 to 19 employees	1	a	D	D
	Establishments with 20 to 49 employees	—	—	—	—
	Establishments with 50 to 99 employees	—	—	—	—
	Establishments with 100 to 249 employees	2	e	D	D
	Establishments with 250 to 499 employees	—	—	—	—
	Establishments with 500 to 999 employees	—	—	—	—
	Establishments with 1,000 employees or more	—	—	—	—
3323	Architectural and structural metals manufacturing				
	All establishments	358	7 401	68 548	307 916
	Establishments with 1 to 4 employees	120	221	1 638	8 668
	Establishments with 5 to 9 employees	59	426	3 803	16 814
	Establishments with 10 to 19 employees	83	1 128	13 250	60 886
	Establishments with 20 to 49 employees	68	2 090	19 727	85 246
	Establishments with 50 to 99 employees	21	1 550	14 059	59 159
	Establishments with 100 to 249 employees	4	593	5 850	29 110
	Establishments with 250 to 499 employees	2	f	D	D
	Establishments with 500 to 999 employees	1	f	D	D
	Establishments with 1,000 employees or more	—	—	—	—
33231	Plate work and fabricated structural product manufacturing				
	All establishments	101	1 623	17 925	80 353
	Establishments with 1 to 4 employees	38	b	D	D
	Establishments with 5 to 9 employees	18	c	D	D
	Establishments with 10 to 19 employees	23	314	5 556	26 223
	Establishments with 20 to 49 employees	17	476	4 838	19 829
	Establishments with 50 to 99 employees	4	e	D	D
	Establishments with 100 to 249 employees	—	—	—	—
	Establishments with 250 to 499 employees	1	e	D	D
	Establishments with 500 to 999 employees	—	—	—	—
	Establishments with 1,000 employees or more	—	—	—	—

See footnotes at end of table.

Table 2. Establishments, Employees, and Payroll by Industry and Employment Size of Establishments for the State: 2004—Con.

[Excludes most government employees, railroad employees, and self-employed persons. Size class 1 to 4 employees includes establishments having payroll, but no employees, during mid-March pay period. For meaning of abbreviations and symbols, see introductory text. For explanation of terms, see Appendix A. For statement on reliability, see the note at the end of the table and Appendix C]

NAICS code	Geography, kind of business, and employment size class	Establishments (number)	Paid employees for pay period including March 12 (number)	First-quarter payroll (\$1,000)	Annual payroll (\$1,000)
NEW JERSEY—Con.					
31-33	Manufacturing—Con.				
332	Fabricated metal product manufacturing—Con.				
3323	Architectural and structural metals manufacturing—Con.				
33231	Plate work and fabricated structural product manufacturing—Con.				
332311	Prefabricated metal building and component manufacturing				
	All establishments	9	107	827	3 886
	Establishments with 1 to 4 employees	3	a	D	D
	Establishments with 5 to 9 employees	2	a	D	D
	Establishments with 10 to 19 employees	1	a	D	D
	Establishments with 20 to 49 employees	3	b	D	D
	Establishments with 50 to 99 employees	—	—	—	—
	Establishments with 100 to 249 employees	—	—	—	—
	Establishments with 250 to 499 employees	—	—	—	—
	Establishments with 500 to 999 employees	—	—	—	—
	Establishments with 1,000 employees or more	—	—	—	—
332312	Fabricated structural metal manufacturing				
	All establishments	78	1 342	15 444	69 225
	Establishments with 1 to 4 employees	29	b	D	D
	Establishments with 5 to 9 employees	14	c	D	D
	Establishments with 10 to 19 employees	17	c	D	D
	Establishments with 20 to 49 employees	14	e	D	D
	Establishments with 50 to 99 employees	3	c	D	D
	Establishments with 100 to 249 employees	—	—	—	—
	Establishments with 250 to 499 employees	1	e	D	D
	Establishments with 500 to 999 employees	—	—	—	—
	Establishments with 1,000 employees or more	—	—	—	—
332313	Plate work manufacturing				
	All establishments	14	174	1 654	7 242
	Establishments with 1 to 4 employees	6	a	D	D
	Establishments with 5 to 9 employees	2	a	D	D
	Establishments with 10 to 19 employees	5	b	D	D
	Establishments with 20 to 49 employees	—	—	—	—
	Establishments with 50 to 99 employees	1	b	D	D
	Establishments with 100 to 249 employees	—	—	—	—
	Establishments with 250 to 499 employees	—	—	—	—
	Establishments with 500 to 999 employees	—	—	—	—
	Establishments with 1,000 employees or more	—	—	—	—
33232	Ornamental and architectural metal products manufacturing				
	All establishments	257	5 778	50 623	227 563
	Establishments with 1 to 4 employees	82	c	D	D
	Establishments with 5 to 9 employees	41	e	D	D
	Establishments with 10 to 19 employees	60	814	7 694	34 663
	Establishments with 20 to 49 employees	51	1 614	14 889	65 417
	Establishments with 50 to 99 employees	17	g	D	D
	Establishments with 100 to 249 employees	4	593	5 850	29 110
	Establishments with 250 to 499 employees	1	e	D	D
	Establishments with 500 to 999 employees	1	f	D	D
	Establishments with 1,000 employees or more	—	—	—	—
332321	Metal window and door manufacturing				
	All establishments	40	1 809	12 116	58 514
	Establishments with 1 to 4 employees	8	14	118	790
	Establishments with 5 to 9 employees	8	b	D	D
	Establishments with 10 to 19 employees	5	66	604	2 564
	Establishments with 20 to 49 employees	11	e	D	D
	Establishments with 50 to 99 employees	5	e	D	D
	Establishments with 100 to 249 employees	2	e	D	D
	Establishments with 250 to 499 employees	—	—	—	—
	Establishments with 500 to 999 employees	1	f	D	D
	Establishments with 1,000 employees or more	—	—	—	—
332322	Sheet metal work manufacturing				
	All establishments	144	3 101	30 483	136 137
	Establishments with 1 to 4 employees	40	b	D	D
	Establishments with 5 to 9 employees	21	159	1 702	7 264
	Establishments with 10 to 19 employees	39	f	D	D
	Establishments with 20 to 49 employees	33	g	D	D
	Establishments with 50 to 99 employees	8	565	5 226	23 376
	Establishments with 100 to 249 employees	2	e	D	D
	Establishments with 250 to 499 employees	1	e	D	D
	Establishments with 500 to 999 employees	—	—	—	—
	Establishments with 1,000 employees or more	—	—	—	—
332323	Ornamental and architectural metal work manufacturing				
	All establishments	73	868	8 024	32 912
	Establishments with 1 to 4 employees	34	b	D	D
	Establishments with 5 to 9 employees	12	80	497	2 298
	Establishments with 10 to 19 employees	16	c	D	D
	Establishments with 20 to 49 employees	7	c	D	D
	Establishments with 50 to 99 employees	4	e	D	D
	Establishments with 100 to 249 employees	—	—	—	—
	Establishments with 250 to 499 employees	—	—	—	—
	Establishments with 500 to 999 employees	—	—	—	—

See footnotes at end of table.

Table 2. Establishments, Employees, and Payroll by Industry and Employment Size of Establishments for the State: 2004—Con.

[Excludes most government employees, railroad employees, and self-employed persons. Size class 1 to 4 employees includes establishments having payroll, but no employees, during mid-March pay period. For meaning of abbreviations and symbols, see introductory text. For explanation of terms, see Appendix A. For statement on reliability, see the note at the end of the table and Appendix C]

NAICS code	Geography, kind of business, and employment size class	Establishments (number)	Paid employees for pay period including March 12 (number)	First-quarter payroll (\$1,000)	Annual payroll (\$1,000)
	NEW JERSEY—Con.				
31-33	Manufacturing—Con.				
332	Fabricated metal product manufacturing—Con.				
3323	Architectural and structural metals manufacturing—Con.				
33232	Ornamental and architectural metal products manufacturing—Con.				
332323	Ornamental and architectural metal work manufacturing—Con.				
	All establishments—Con.				
	Establishments with 1,000 employees or more	—	—	—	—
3324	Boiler, tank, and shipping container manufacturing				
	All establishments	34	1 164	15 061	63 345
	Establishments with 1 to 4 employees	8	a	D	D
	Establishments with 5 to 9 employees	3	b	D	D
	Establishments with 10 to 19 employees	6	83	835	3 976
	Establishments with 20 to 49 employees	8	243	2 742	11 958
	Establishments with 50 to 99 employees	6	453	6 347	27 815
	Establishments with 100 to 249 employees	3	e	D	D
	Establishments with 250 to 499 employees	—	—	—	—
	Establishments with 500 to 999 employees	—	—	—	—
	Establishments with 1,000 employees or more	—	—	—	—
33241	Power boiler and heat exchanger manufacturing				
	All establishments	7	328	5 199	20 827
	Establishments with 1 to 4 employees	1	a	D	D
	Establishments with 5 to 9 employees	1	a	D	D
	Establishments with 10 to 19 employees	1	a	D	D
	Establishments with 20 to 49 employees	1	b	D	D
	Establishments with 50 to 99 employees	2	c	D	D
	Establishments with 100 to 249 employees	1	c	D	D
	Establishments with 250 to 499 employees	—	—	—	—
	Establishments with 500 to 999 employees	—	—	—	—
	Establishments with 1,000 employees or more	—	—	—	—
332410	Power boiler and heat exchanger manufacturing				
	All establishments	7	328	5 199	20 827
	Establishments with 1 to 4 employees	1	a	D	D
	Establishments with 5 to 9 employees	1	a	D	D
	Establishments with 10 to 19 employees	1	a	D	D
	Establishments with 20 to 49 employees	1	b	D	D
	Establishments with 50 to 99 employees	2	c	D	D
	Establishments with 100 to 249 employees	1	c	D	D
	Establishments with 250 to 499 employees	—	—	—	—
	Establishments with 500 to 999 employees	—	—	—	—
	Establishments with 1,000 employees or more	—	—	—	—
33242	Metal tank (heavy gauge) manufacturing				
	All establishments	14	330	4 131	18 134
	Establishments with 1 to 4 employees	2	a	D	D
	Establishments with 5 to 9 employees	2	a	D	D
	Establishments with 10 to 19 employees	2	b	D	D
	Establishments with 20 to 49 employees	6	c	D	D
	Establishments with 50 to 99 employees	2	c	D	D
	Establishments with 100 to 249 employees	—	—	—	—
	Establishments with 250 to 499 employees	—	—	—	—
	Establishments with 500 to 999 employees	—	—	—	—
	Establishments with 1,000 employees or more	—	—	—	—
332420	Metal tank (heavy gauge) manufacturing				
	All establishments	14	330	4 131	18 134
	Establishments with 1 to 4 employees	2	a	D	D
	Establishments with 5 to 9 employees	2	a	D	D
	Establishments with 10 to 19 employees	2	b	D	D
	Establishments with 20 to 49 employees	6	c	D	D
	Establishments with 50 to 99 employees	2	c	D	D
	Establishments with 100 to 249 employees	—	—	—	—
	Establishments with 250 to 499 employees	—	—	—	—
	Establishments with 500 to 999 employees	—	—	—	—
	Establishments with 1,000 employees or more	—	—	—	—
33243	Metal can, box, and other metal container (light gauge) manufacturing				
	All establishments	13	506	5 731	24 384
	Establishments with 1 to 4 employees	5	a	D	D
	Establishments with 5 to 9 employees	—	—	—	—
	Establishments with 10 to 19 employees	3	b	D	D
	Establishments with 20 to 49 employees	1	b	D	D
	Establishments with 50 to 99 employees	2	c	D	D
	Establishments with 100 to 249 employees	2	c	D	D
	Establishments with 250 to 499 employees	—	—	—	—
	Establishments with 500 to 999 employees	—	—	—	—
	Establishments with 1,000 employees or more	—	—	—	—

See footnotes at end of table.

Table 2. Establishments, Employees, and Payroll by Industry and Employment Size of Establishments for the State: 2004—Con.

[Excludes most government employees, railroad employees, and self-employed persons. Size class 1 to 4 employees includes establishments having payroll, but no employees, during mid-March pay period. For meaning of abbreviations and symbols, see introductory text. For explanation of terms, see Appendix A. For statement on reliability, see the note at the end of the table and Appendix C]

NAICS code	Geography, kind of business, and employment size class	Establishments (number)	Paid employees for pay period including March 12 (number)	First-quarter payroll (\$1,000)	Annual payroll (\$1,000)
	NEW JERSEY—Con.				
31-33	Manufacturing—Con.				
332	Fabricated metal product manufacturing—Con.				
3324	Boiler, tank, and shipping container manufacturing—Con.				
33243	Metal can, box, and other metal container (light gauge) manufacturing—Con.				
332431	Metal can manufacturing				
	All establishments	3	c	D	D
	Establishments with 1 to 4 employees	1	a	D	D
	Establishments with 5 to 9 employees	—	—	—	—
	Establishments with 10 to 19 employees	—	—	—	—
	Establishments with 20 to 49 employees	—	—	—	—
	Establishments with 50 to 99 employees	2	c	D	D
	Establishments with 100 to 249 employees	—	—	—	—
	Establishments with 250 to 499 employees	—	—	—	—
	Establishments with 500 to 999 employees	—	—	—	—
	Establishments with 1,000 employees or more	—	—	—	—
332439	Other metal container manufacturing				
	All establishments	10	e	D	D
	Establishments with 1 to 4 employees	4	a	D	D
	Establishments with 5 to 9 employees	—	—	—	—
	Establishments with 10 to 19 employees	3	b	D	D
	Establishments with 20 to 49 employees	1	b	D	D
	Establishments with 50 to 99 employees	—	—	—	—
	Establishments with 100 to 249 employees	2	c	D	D
	Establishments with 250 to 499 employees	—	—	—	—
	Establishments with 500 to 999 employees	—	—	—	—
	Establishments with 1,000 employees or more	—	—	—	—
3325	Hardware manufacturing				
	All establishments	17	348	2 753	12 280
	Establishments with 1 to 4 employees	6	a	D	D
	Establishments with 5 to 9 employees	3	b	D	D
	Establishments with 10 to 19 employees	4	57	391	1 666
	Establishments with 20 to 49 employees	3	b	D	D
	Establishments with 50 to 99 employees	—	—	—	—
	Establishments with 100 to 249 employees	1	c	D	D
	Establishments with 250 to 499 employees	—	—	—	—
	Establishments with 500 to 999 employees	—	—	—	—
	Establishments with 1,000 employees or more	—	—	—	—
33251	Hardware manufacturing				
	All establishments	17	348	2 753	12 280
	Establishments with 1 to 4 employees	6	a	D	D
	Establishments with 5 to 9 employees	3	b	D	D
	Establishments with 10 to 19 employees	4	57	391	1 666
	Establishments with 20 to 49 employees	3	b	D	D
	Establishments with 50 to 99 employees	—	—	—	—
	Establishments with 100 to 249 employees	1	c	D	D
	Establishments with 250 to 499 employees	—	—	—	—
	Establishments with 500 to 999 employees	—	—	—	—
	Establishments with 1,000 employees or more	—	—	—	—
332510	Hardware manufacturing				
	All establishments	17	348	2 753	12 280
	Establishments with 1 to 4 employees	6	a	D	D
	Establishments with 5 to 9 employees	3	b	D	D
	Establishments with 10 to 19 employees	4	57	391	1 666
	Establishments with 20 to 49 employees	3	b	D	D
	Establishments with 50 to 99 employees	—	—	—	—
	Establishments with 100 to 249 employees	1	c	D	D
	Establishments with 250 to 499 employees	—	—	—	—
	Establishments with 500 to 999 employees	—	—	—	—
	Establishments with 1,000 employees or more	—	—	—	—
3326	Spring and wire product manufacturing				
	All establishments	61	1 885	18 692	74 721
	Establishments with 1 to 4 employees	18	b	D	D
	Establishments with 5 to 9 employees	7	b	D	D
	Establishments with 10 to 19 employees	15	203	1 931	8 689
	Establishments with 20 to 49 employees	10	e	D	D
	Establishments with 50 to 99 employees	7	505	4 173	18 109
	Establishments with 100 to 249 employees	3	e	D	D
	Establishments with 250 to 499 employees	1	e	D	D
	Establishments with 500 to 999 employees	—	—	—	—
	Establishments with 1,000 employees or more	—	—	—	—
33261	Spring and wire product manufacturing				
	All establishments	61	1 885	18 692	74 721
	Establishments with 1 to 4 employees	18	b	D	D
	Establishments with 5 to 9 employees	7	b	D	D
	Establishments with 10 to 19 employees	15	203	1 931	8 689
	Establishments with 20 to 49 employees	10	e	D	D
	Establishments with 50 to 99 employees	7	505	4 173	18 109
	Establishments with 100 to 249 employees	3	e	D	D
	Establishments with 250 to 499 employees	1	e	D	D

See footnotes at end of table.

Table 2. Establishments, Employees, and Payroll by Industry and Employment Size of Establishments for the State: 2004—Con.

[Excludes most government employees, railroad employees, and self-employed persons. Size class 1 to 4 employees includes establishments having payroll, but no employees, during mid-March pay period. For meaning of abbreviations and symbols, see introductory text. For explanation of terms, see Appendix A. For statement on reliability, see the note at the end of the table and Appendix C]

NAICS code	Geography, kind of business, and employment size class	Establishments (number)	Paid employees for pay period including March 12 (number)	First-quarter payroll (\$1,000)	Annual payroll (\$1,000)
	NEW JERSEY—Con.				
31-33	Manufacturing—Con.				
332	Fabricated metal product manufacturing—Con.				
3326	Spring and wire product manufacturing—Con.				
33261	Spring and wire product manufacturing—Con.				
	All establishments—Con.				
	Establishments with 500 to 999 employees	—	—	—	—
	Establishments with 1,000 employees or more	—	—	—	—
332611	Spring (heavy gauge) manufacturing				
	All establishments	1	a	D	D
	Establishments with 1 to 4 employees	1	a	D	D
	Establishments with 5 to 9 employees	—	—	—	—
	Establishments with 10 to 19 employees	—	—	—	—
	Establishments with 20 to 49 employees	—	—	—	—
	Establishments with 50 to 99 employees	—	—	—	—
	Establishments with 100 to 249 employees	—	—	—	—
	Establishments with 250 to 499 employees	—	—	—	—
	Establishments with 500 to 999 employees	—	—	—	—
	Establishments with 1,000 employees or more	—	—	—	—
332612	Spring (light gauge) manufacturing				
	All establishments	6	c	D	D
	Establishments with 1 to 4 employees	1	a	D	D
	Establishments with 5 to 9 employees	—	—	—	—
	Establishments with 10 to 19 employees	3	b	D	D
	Establishments with 20 to 49 employees	—	—	—	—
	Establishments with 50 to 99 employees	2	c	D	D
	Establishments with 100 to 249 employees	—	—	—	—
	Establishments with 250 to 499 employees	—	—	—	—
	Establishments with 500 to 999 employees	—	—	—	—
	Establishments with 1,000 employees or more	—	—	—	—
332618	Other fabricated wire product manufacturing				
	All establishments	54	1 680	16 756	66 198
	Establishments with 1 to 4 employees	16	b	D	D
	Establishments with 5 to 9 employees	7	b	D	D
	Establishments with 10 to 19 employees	12	c	D	D
	Establishments with 20 to 49 employees	10	e	D	D
	Establishments with 50 to 99 employees	5	e	D	D
	Establishments with 100 to 249 employees	3	e	D	D
	Establishments with 250 to 499 employees	1	e	D	D
	Establishments with 500 to 999 employees	—	—	—	—
	Establishments with 1,000 employees or more	—	—	—	—
3327	Machine shops; turned product; and screw, nut, and bolt manufacturing				
	All establishments	576	6 272	62 862	275 818
	Establishments with 1 to 4 employees	295	611	4 990	22 938
	Establishments with 5 to 9 employees	128	f	D	D
	Establishments with 10 to 19 employees	82	1 124	10 958	50 227
	Establishments with 20 to 49 employees	48	1 365	14 367	62 515
	Establishments with 50 to 99 employees	16	1 090	10 591	48 706
	Establishments with 100 to 249 employees	6	870	10 233	39 379
	Establishments with 250 to 499 employees	1	e	D	D
	Establishments with 500 to 999 employees	—	—	—	—
	Establishments with 1,000 employees or more	—	—	—	—
33271	Machine shops				
	All establishments	479	4 162	41 250	181 195
	Establishments with 1 to 4 employees	270	558	4 316	19 946
	Establishments with 5 to 9 employees	99	691	6 038	26 644
	Establishments with 10 to 19 employees	67	921	9 115	41 480
	Establishments with 20 to 49 employees	31	897	10 011	42 867
	Establishments with 50 to 99 employees	9	604	6 204	29 881
	Establishments with 100 to 249 employees	3	491	5 566	20 377
	Establishments with 250 to 499 employees	—	—	—	—
	Establishments with 500 to 999 employees	—	—	—	—
	Establishments with 1,000 employees or more	—	—	—	—
332710	Machine shops				
	All establishments	479	4 162	41 250	181 195
	Establishments with 1 to 4 employees	270	558	4 316	19 946
	Establishments with 5 to 9 employees	99	691	6 038	26 644
	Establishments with 10 to 19 employees	67	921	9 115	41 480
	Establishments with 20 to 49 employees	31	897	10 011	42 867
	Establishments with 50 to 99 employees	9	604	6 204	29 881
	Establishments with 100 to 249 employees	3	491	5 566	20 377
	Establishments with 250 to 499 employees	—	—	—	—
	Establishments with 500 to 999 employees	—	—	—	—
	Establishments with 1,000 employees or more	—	—	—	—

See footnotes at end of table.

Table 2. Establishments, Employees, and Payroll by Industry and Employment Size of Establishments for the State: 2004—Con.

[Excludes most government employees, railroad employees, and self-employed persons. Size class 1 to 4 employees includes establishments having payroll, but no employees, during mid-March pay period. For meaning of abbreviations and symbols, see introductory text. For explanation of terms, see Appendix A. For statement on reliability, see the note at the end of the table and Appendix C]

NAICS code	Geography, kind of business, and employment size class	Establishments (number)	Paid employees for pay period including March 12 (number)	First-quarter payroll (\$1,000)	Annual payroll (\$1,000)
NEW JERSEY—Con.					
31-33	Manufacturing—Con.				
332	Fabricated metal product manufacturing—Con.				
3327	Machine shops; turned product; and screw, nut, and bolt manufacturing—Con.				
33272	Turned product and screw, nut, and bolt manufacturing				
	All establishments	97	2 110	21 612	94 623
	Establishments with 1 to 4 employees	25	53	674	2 992
	Establishments with 5 to 9 employees	29	c	D	D
	Establishments with 10 to 19 employees	15	203	1 843	8 747
	Establishments with 20 to 49 employees	17	468	4 356	19 648
	Establishments with 50 to 99 employees	7	486	4 387	18 825
	Establishments with 100 to 249 employees	3	379	4 667	19 002
	Establishments with 250 to 499 employees	1	e	D	D
	Establishments with 500 to 999 employees	—	—	—	—
	Establishments with 1,000 employees or more	—	—	—	—
332721	Precision turned product manufacturing				
	All establishments	74	1 271	12 835	57 903
	Establishments with 1 to 4 employees	18	39	499	2 331
	Establishments with 5 to 9 employees	25	170	1 792	8 012
	Establishments with 10 to 19 employees	11	149	1 372	6 519
	Establishments with 20 to 49 employees	15	e	D	D
	Establishments with 50 to 99 employees	3	228	2 340	10 572
	Establishments with 100 to 249 employees	2	e	D	D
	Establishments with 250 to 499 employees	—	—	—	—
	Establishments with 500 to 999 employees	—	—	—	—
	Establishments with 1,000 employees or more	—	—	—	—
332722	Bolt, nut, screw, rivet, and washer manufacturing				
	All establishments	23	839	8 777	36 720
	Establishments with 1 to 4 employees	7	14	175	661
	Establishments with 5 to 9 employees	4	b	D	D
	Establishments with 10 to 19 employees	4	54	471	2 228
	Establishments with 20 to 49 employees	2	b	D	D
	Establishments with 50 to 99 employees	4	258	2 047	8 253
	Establishments with 100 to 249 employees	1	c	D	D
	Establishments with 250 to 499 employees	1	e	D	D
	Establishments with 500 to 999 employees	—	—	—	—
	Establishments with 1,000 employees or more	—	—	—	—
3328	Coating, engraving, heat treating, and allied activities				
	All establishments	149	2 317	19 111	87 873
	Establishments with 1 to 4 employees	43	b	D	D
	Establishments with 5 to 9 employees	35	c	D	D
	Establishments with 10 to 19 employees	29	393	3 149	14 013
	Establishments with 20 to 49 employees	31	850	7 134	30 842
	Establishments with 50 to 99 employees	10	624	5 599	27 953
	Establishments with 100 to 249 employees	1	c	D	D
	Establishments with 250 to 499 employees	—	—	—	—
	Establishments with 500 to 999 employees	—	—	—	—
	Establishments with 1,000 employees or more	—	—	—	—
33281	Coating, engraving, heat treating, and allied activities				
	All establishments	149	2 317	19 111	87 873
	Establishments with 1 to 4 employees	43	b	D	D
	Establishments with 5 to 9 employees	35	c	D	D
	Establishments with 10 to 19 employees	29	393	3 149	14 013
	Establishments with 20 to 49 employees	31	850	7 134	30 842
	Establishments with 50 to 99 employees	10	624	5 599	27 953
	Establishments with 100 to 249 employees	1	c	D	D
	Establishments with 250 to 499 employees	—	—	—	—
	Establishments with 500 to 999 employees	—	—	—	—
	Establishments with 1,000 employees or more	—	—	—	—
332811	Metal heat treating				
	All establishments	14	387	4 137	18 028
	Establishments with 1 to 4 employees	2	a	D	D
	Establishments with 5 to 9 employees	1	a	D	D
	Establishments with 10 to 19 employees	3	b	D	D
	Establishments with 20 to 49 employees	5	124	1 146	4 746
	Establishments with 50 to 99 employees	3	219	2 565	11 616
	Establishments with 100 to 249 employees	—	—	—	—
	Establishments with 250 to 499 employees	—	—	—	—
	Establishments with 500 to 999 employees	—	—	—	—
	Establishments with 1,000 employees or more	—	—	—	—
332812	Metal coating, engraving (except jewelry and silverware), and allied services to manufacturers				
	All establishments	56	973	7 274	31 992
	Establishments with 1 to 4 employees	15	b	D	D
	Establishments with 5 to 9 employees	14	b	D	D
	Establishments with 10 to 19 employees	10	c	D	D
	Establishments with 20 to 49 employees	11	288	2 623	10 906
	Establishments with 50 to 99 employees	5	e	D	D
	Establishments with 100 to 249 employees	1	c	D	D
	Establishments with 250 to 499 employees	—	—	—	—
	Establishments with 500 to 999 employees	—	—	—	—

See footnotes at end of table.

Table 2. Establishments, Employees, and Payroll by Industry and Employment Size of Establishments for the State: 2004—Con.

[Excludes most government employees, railroad employees, and self-employed persons. Size class 1 to 4 employees includes establishments having payroll, but no employees, during mid-March pay period. For meaning of abbreviations and symbols, see introductory text. For explanation of terms, see Appendix A. For statement on reliability, see the note at the end of the table and Appendix C]

NAICS code	Geography, kind of business, and employment size class	Establishments (number)	Paid employees for pay period including March 12 (number)	First-quarter payroll (\$1,000)	Annual payroll (\$1,000)
	NEW JERSEY—Con.				
31-33	Manufacturing—Con.				
332	Fabricated metal product manufacturing—Con.				
3328	Coating, engraving, heat treating, and allied activities—Con.				
33281	Coating, engraving, heat treating, and allied activities—Con.				
332812	Metal coating, engraving (except jewelry and silverware), and allied services to manufacturers—Con.				
	All establishments—Con.				
	Establishments with 1,000 employees or more	—	—	—	—
332813	Electroplating, plating, polishing, anodizing, and coloring				
	All establishments	79	957	7 700	37 853
	Establishments with 1 to 4 employees	26	b	D	D
	Establishments with 5 to 9 employees	20	133	1 022	5 006
	Establishments with 10 to 19 employees	16	205	1 598	7 571
	Establishments with 20 to 49 employees	15	438	3 365	15 190
	Establishments with 50 to 99 employees	2	c	D	D
	Establishments with 100 to 249 employees	—	—	—	—
	Establishments with 250 to 499 employees	—	—	—	—
	Establishments with 500 to 999 employees	—	—	—	—
	Establishments with 1,000 employees or more	—	—	—	—
3329	Other fabricated metal product manufacturing				
	All establishments	156	5 331	49 839	216 341
	Establishments with 1 to 4 employees	47	b	D	D
	Establishments with 5 to 9 employees	38	262	2 496	10 442
	Establishments with 10 to 19 employees	18	c	D	D
	Establishments with 20 to 49 employees	28	870	8 957	38 516
	Establishments with 50 to 99 employees	14	1 029	10 337	43 379
	Establishments with 100 to 249 employees	8	1 110	11 369	48 846
	Establishments with 250 to 499 employees	2	f	D	D
	Establishments with 500 to 999 employees	—	—	—	—
	Establishments with 1,000 employees or more	1	g	D	D
33291	Metal valve manufacturing				
	All establishments	37	2 729	25 264	105 363
	Establishments with 1 to 4 employees	7	a	D	D
	Establishments with 5 to 9 employees	10	69	673	2 854
	Establishments with 10 to 19 employees	3	b	D	D
	Establishments with 20 to 49 employees	6	c	D	D
	Establishments with 50 to 99 employees	5	e	D	D
	Establishments with 100 to 249 employees	4	f	D	D
	Establishments with 250 to 499 employees	1	e	D	D
	Establishments with 500 to 999 employees	—	—	—	—
	Establishments with 1,000 employees or more	1	g	D	D
332911	Industrial valve manufacturing				
	All establishments	16	1 891	17 392	72 738
	Establishments with 1 to 4 employees	4	a	D	D
	Establishments with 5 to 9 employees	2	a	D	D
	Establishments with 10 to 19 employees	—	—	—	—
	Establishments with 20 to 49 employees	5	c	D	D
	Establishments with 50 to 99 employees	2	c	D	D
	Establishments with 100 to 249 employees	2	e	D	D
	Establishments with 250 to 499 employees	—	—	—	—
	Establishments with 500 to 999 employees	—	—	—	—
	Establishments with 1,000 employees or more	1	g	D	D
332912	Fluid power valve and hose fitting manufacturing				
	All establishments	10	e	D	D
	Establishments with 1 to 4 employees	—	—	—	—
	Establishments with 5 to 9 employees	4	b	D	D
	Establishments with 10 to 19 employees	2	b	D	D
	Establishments with 20 to 49 employees	—	—	—	—
	Establishments with 50 to 99 employees	2	c	D	D
	Establishments with 100 to 249 employees	2	e	D	D
	Establishments with 250 to 499 employees	—	—	—	—
	Establishments with 500 to 999 employees	—	—	—	—
	Establishments with 1,000 employees or more	—	—	—	—
332913	Plumbing fixture fitting and trim manufacturing				
	All establishments	2	e	D	D
	Establishments with 1 to 4 employees	1	a	D	D
	Establishments with 5 to 9 employees	—	—	—	—
	Establishments with 10 to 19 employees	—	—	—	—
	Establishments with 20 to 49 employees	—	—	—	—
	Establishments with 50 to 99 employees	—	—	—	—
	Establishments with 100 to 249 employees	—	—	—	—
	Establishments with 250 to 499 employees	1	e	D	D
	Establishments with 500 to 999 employees	—	—	—	—
	Establishments with 1,000 employees or more	—	—	—	—

See footnotes at end of table.

Table 2. Establishments, Employees, and Payroll by Industry and Employment Size of Establishments for the State: 2004—Con.

[Excludes most government employees, railroad employees, and self-employed persons. Size class 1 to 4 employees includes establishments having payroll, but no employees, during mid-March pay period. For meaning of abbreviations and symbols, see introductory text. For explanation of terms, see Appendix A. For statement on reliability, see the note at the end of the table and Appendix C]

NAICS code	Geography, kind of business, and employment size class	Establishments (number)	Paid employees for pay period including March 12 (number)	First-quarter payroll (\$1,000)	Annual payroll (\$1,000)
NEW JERSEY—Con.					
31-33	Manufacturing—Con.				
332	Fabricated metal product manufacturing—Con.				
3329	Other fabricated metal product manufacturing—Con.				
33291	Metal valve manufacturing—Con.				
332919	Other metal valve and pipe fitting manufacturing				
	All establishments	9	c	D	D
	Establishments with 1 to 4 employees	2	a	D	D
	Establishments with 5 to 9 employees	4	b	D	D
	Establishments with 10 to 19 employees	1	a	D	D
	Establishments with 20 to 49 employees	1	b	D	D
	Establishments with 50 to 99 employees	1	b	D	D
	Establishments with 100 to 249 employees	—	—	—	—
	Establishments with 250 to 499 employees	—	—	—	—
	Establishments with 500 to 999 employees	—	—	—	—
	Establishments with 1,000 employees or more	—	—	—	—
33299	All other fabricated metal product manufacturing				
	All establishments	119	2 602	24 575	110 978
	Establishments with 1 to 4 employees	40	b	D	D
	Establishments with 5 to 9 employees	28	193	1 823	7 588
	Establishments with 10 to 19 employees	15	c	D	D
	Establishments with 20 to 49 employees	22	f	D	D
	Establishments with 50 to 99 employees	9	f	D	D
	Establishments with 100 to 249 employees	4	f	D	D
	Establishments with 250 to 499 employees	1	e	D	D
	Establishments with 500 to 999 employees	—	—	—	—
	Establishments with 1,000 employees or more	—	—	—	—
332991	Ball and roller bearing manufacturing				
	All establishments	5	e	D	D
	Establishments with 1 to 4 employees	1	a	D	D
	Establishments with 5 to 9 employees	1	a	D	D
	Establishments with 10 to 19 employees	—	—	—	—
	Establishments with 20 to 49 employees	1	b	D	D
	Establishments with 50 to 99 employees	1	b	D	D
	Establishments with 100 to 249 employees	—	—	—	—
	Establishments with 250 to 499 employees	1	e	D	D
	Establishments with 500 to 999 employees	—	—	—	—
	Establishments with 1,000 employees or more	—	—	—	—
332992	Small arms ammunition manufacturing				
	All establishments	4	a	D	D
	Establishments with 1 to 4 employees	3	a	D	D
	Establishments with 5 to 9 employees	—	—	—	—
	Establishments with 10 to 19 employees	1	a	D	D
	Establishments with 20 to 49 employees	—	—	—	—
	Establishments with 50 to 99 employees	—	—	—	—
	Establishments with 100 to 249 employees	—	—	—	—
	Establishments with 250 to 499 employees	—	—	—	—
	Establishments with 500 to 999 employees	—	—	—	—
	Establishments with 1,000 employees or more	—	—	—	—
332993	Ammunition (except small arms) manufacturing				
	All establishments	1	a	D	D
	Establishments with 1 to 4 employees	1	a	D	D
	Establishments with 5 to 9 employees	—	—	—	—
	Establishments with 10 to 19 employees	—	—	—	—
	Establishments with 20 to 49 employees	—	—	—	—
	Establishments with 50 to 99 employees	—	—	—	—
	Establishments with 100 to 249 employees	—	—	—	—
	Establishments with 250 to 499 employees	—	—	—	—
	Establishments with 500 to 999 employees	—	—	—	—
	Establishments with 1,000 employees or more	—	—	—	—
332994	Small arms manufacturing				
	All establishments	1	a	D	D
	Establishments with 1 to 4 employees	—	—	—	—
	Establishments with 5 to 9 employees	1	a	D	D
	Establishments with 10 to 19 employees	—	—	—	—
	Establishments with 20 to 49 employees	—	—	—	—
	Establishments with 50 to 99 employees	—	—	—	—
	Establishments with 100 to 249 employees	—	—	—	—
	Establishments with 250 to 499 employees	—	—	—	—
	Establishments with 500 to 999 employees	—	—	—	—
	Establishments with 1,000 employees or more	—	—	—	—
332995	Other ordnance and accessories manufacturing				
	All establishments	1	b	D	D
	Establishments with 1 to 4 employees	—	—	—	—
	Establishments with 5 to 9 employees	—	—	—	—
	Establishments with 10 to 19 employees	—	—	—	—
	Establishments with 20 to 49 employees	1	b	D	D
	Establishments with 50 to 99 employees	—	—	—	—
	Establishments with 100 to 249 employees	—	—	—	—
	Establishments with 250 to 499 employees	—	—	—	—
	Establishments with 500 to 999 employees	—	—	—	—

See footnotes at end of table.

Table 2. Establishments, Employees, and Payroll by Industry and Employment Size of Establishments for the State: 2004—Con.

[Excludes most government employees, railroad employees, and self-employed persons. Size class 1 to 4 employees includes establishments having payroll, but no employees, during mid-March pay period. For meaning of abbreviations and symbols, see introductory text. For explanation of terms, see Appendix A. For statement on reliability, see the note at the end of the table and Appendix C]

NAICS code	Geography, kind of business, and employment size class	Establishments (number)	Paid employees for pay period including March 12 (number)	First-quarter payroll (\$1,000)	Annual payroll (\$1,000)
	NEW JERSEY—Con.				
31-33	Manufacturing—Con.				
332	Fabricated metal product manufacturing—Con.				
3329	Other fabricated metal product manufacturing—Con.				
33299	All other fabricated metal product manufacturing—Con.				
332995	Other ordnance and accessories manufacturing—Con.				
	All establishments—Con.				
	Establishments with 1,000 employees or more	—	—	—	—
332996	Fabricated pipe and pipe fitting manufacturing				
	All establishments	19	f	D	D
	Establishments with 1 to 4 employees	5	a	D	D
	Establishments with 5 to 9 employees	7	42	390	1 559
	Establishments with 10 to 19 employees	—	—	—	—
	Establishments with 20 to 49 employees	4	c	D	D
	Establishments with 50 to 99 employees	1	b	D	D
	Establishments with 100 to 249 employees	2	c	D	D
	Establishments with 250 to 499 employees	—	—	—	—
	Establishments with 500 to 999 employees	—	—	—	—
	Establishments with 1,000 employees or more	—	—	—	—
332997	Industrial pattern manufacturing				
	All establishments	11	c	D	D
	Establishments with 1 to 4 employees	4	a	D	D
	Establishments with 5 to 9 employees	3	a	D	D
	Establishments with 10 to 19 employees	3	b	D	D
	Establishments with 20 to 49 employees	—	—	—	—
	Establishments with 50 to 99 employees	1	b	D	D
	Establishments with 100 to 249 employees	—	—	—	—
	Establishments with 250 to 499 employees	—	—	—	—
	Establishments with 500 to 999 employees	—	—	—	—
	Establishments with 1,000 employees or more	—	—	—	—
332998	Enameled iron and metal sanitary ware manufacturing				
	All establishments	2	a	D	D
	Establishments with 1 to 4 employees	2	a	D	D
	Establishments with 5 to 9 employees	—	—	—	—
	Establishments with 10 to 19 employees	—	—	—	—
	Establishments with 20 to 49 employees	—	—	—	—
	Establishments with 50 to 99 employees	—	—	—	—
	Establishments with 100 to 249 employees	—	—	—	—
	Establishments with 250 to 499 employees	—	—	—	—
	Establishments with 500 to 999 employees	—	—	—	—
	Establishments with 1,000 employees or more	—	—	—	—
332999	All other miscellaneous fabricated metal product manufacturing				
	All establishments	75	1 480	13 883	64 838
	Establishments with 1 to 4 employees	25	b	D	D
	Establishments with 5 to 9 employees	15	c	D	D
	Establishments with 10 to 19 employees	11	c	D	D
	Establishments with 20 to 49 employees	16	e	D	D
	Establishments with 50 to 99 employees	6	e	D	D
	Establishments with 100 to 249 employees	2	e	D	D
	Establishments with 250 to 499 employees	—	—	—	—
	Establishments with 500 to 999 employees	—	—	—	—
	Establishments with 1,000 employees or more	—	—	—	—
333	Machinery manufacturing				
	All establishments	744	16 039	185 325	799 837
	Establishments with 1 to 4 employees	252	532	4 937	23 451
	Establishments with 5 to 9 employees	156	1 055	10 488	45 621
	Establishments with 10 to 19 employees	131	1 870	20 795	96 159
	Establishments with 20 to 49 employees	133	4 144	47 673	210 481
	Establishments with 50 to 99 employees	47	3 071	38 359	163 581
	Establishments with 100 to 249 employees	21	3 028	39 754	160 861
	Establishments with 250 to 499 employees	2	f	D	D
	Establishments with 500 to 999 employees	1	f	D	D
	Establishments with 1,000 employees or more	1	g	D	D
3331	Agriculture, construction, and mining machinery manufacturing				
	All establishments	17	204	2 011	9 103
	Establishments with 1 to 4 employees	10	b	D	D
	Establishments with 5 to 9 employees	4	b	D	D
	Establishments with 10 to 19 employees	—	—	—	—
	Establishments with 20 to 49 employees	1	b	D	D
	Establishments with 50 to 99 employees	2	c	D	D
	Establishments with 100 to 249 employees	—	—	—	—
	Establishments with 250 to 499 employees	—	—	—	—
	Establishments with 500 to 999 employees	—	—	—	—
	Establishments with 1,000 employees or more	—	—	—	—

See footnotes at end of table.

Table 2. Establishments, Employees, and Payroll by Industry and Employment Size of Establishments for the State: 2004—Con.

[Excludes most government employees, railroad employees, and self-employed persons. Size class 1 to 4 employees includes establishments having payroll, but no employees, during mid-March pay period. For meaning of abbreviations and symbols, see introductory text. For explanation of terms, see Appendix A. For statement on reliability, see the note at the end of the table and Appendix C]

NAICS code	Geography, kind of business, and employment size class	Establishments (number)	Paid employees for pay period including March 12 (number)	First-quarter payroll (\$1,000)	Annual payroll (\$1,000)
31-33	NEW JERSEY—Con.				
	Manufacturing—Con.				
333	Machinery manufacturing—Con.				
3331	Agriculture, construction, and mining machinery manufacturing—Con.				
33311	Agricultural implement manufacturing				
	All establishments	5	b	D	D
	Establishments with 1 to 4 employees	2	a	D	D
	Establishments with 5 to 9 employees	1	a	D	D
	Establishments with 10 to 19 employees	—	—	—	—
	Establishments with 20 to 49 employees	1	b	D	D
	Establishments with 50 to 99 employees	1	b	D	D
	Establishments with 100 to 249 employees	—	—	—	—
	Establishments with 250 to 499 employees	—	—	—	—
	Establishments with 500 to 999 employees	—	—	—	—
	Establishments with 1,000 employees or more	—	—	—	—
333111	Farm machinery and equipment manufacturing				
	All establishments	3	b	D	D
	Establishments with 1 to 4 employees	1	a	D	D
	Establishments with 5 to 9 employees	1	a	D	D
	Establishments with 10 to 19 employees	—	—	—	—
	Establishments with 20 to 49 employees	—	—	—	—
	Establishments with 50 to 99 employees	1	b	D	D
	Establishments with 100 to 249 employees	—	—	—	—
	Establishments with 250 to 499 employees	—	—	—	—
	Establishments with 500 to 999 employees	—	—	—	—
	Establishments with 1,000 employees or more	—	—	—	—
333112	Lawn and garden tractor and home lawn and garden equipment manufacturing				
	All establishments	2	b	D	D
	Establishments with 1 to 4 employees	1	a	D	D
	Establishments with 5 to 9 employees	—	—	—	—
	Establishments with 10 to 19 employees	—	—	—	—
	Establishments with 20 to 49 employees	1	b	D	D
	Establishments with 50 to 99 employees	—	—	—	—
	Establishments with 100 to 249 employees	—	—	—	—
	Establishments with 250 to 499 employees	—	—	—	—
	Establishments with 500 to 999 employees	—	—	—	—
	Establishments with 1,000 employees or more	—	—	—	—
33312	Construction machinery manufacturing				
	All establishments	10	c	D	D
	Establishments with 1 to 4 employees	6	a	D	D
	Establishments with 5 to 9 employees	3	b	D	D
	Establishments with 10 to 19 employees	—	—	—	—
	Establishments with 20 to 49 employees	—	—	—	—
	Establishments with 50 to 99 employees	1	b	D	D
	Establishments with 100 to 249 employees	—	—	—	—
	Establishments with 250 to 499 employees	—	—	—	—
	Establishments with 500 to 999 employees	—	—	—	—
	Establishments with 1,000 employees or more	—	—	—	—
333120	Construction machinery manufacturing				
	All establishments	10	c	D	D
	Establishments with 1 to 4 employees	6	a	D	D
	Establishments with 5 to 9 employees	3	b	D	D
	Establishments with 10 to 19 employees	—	—	—	—
	Establishments with 20 to 49 employees	—	—	—	—
	Establishments with 50 to 99 employees	1	b	D	D
	Establishments with 100 to 249 employees	—	—	—	—
	Establishments with 250 to 499 employees	—	—	—	—
	Establishments with 500 to 999 employees	—	—	—	—
	Establishments with 1,000 employees or more	—	—	—	—
33313	Mining and oil and gas field machinery manufacturing				
	All establishments	2	a	D	D
	Establishments with 1 to 4 employees	2	a	D	D
	Establishments with 5 to 9 employees	—	—	—	—
	Establishments with 10 to 19 employees	—	—	—	—
	Establishments with 20 to 49 employees	—	—	—	—
	Establishments with 50 to 99 employees	—	—	—	—
	Establishments with 100 to 249 employees	—	—	—	—
	Establishments with 250 to 499 employees	—	—	—	—
	Establishments with 500 to 999 employees	—	—	—	—
	Establishments with 1,000 employees or more	—	—	—	—
333131	Mining machinery and equipment manufacturing				
	All establishments	1	a	D	D
	Establishments with 1 to 4 employees	1	a	D	D
	Establishments with 5 to 9 employees	—	—	—	—
	Establishments with 10 to 19 employees	—	—	—	—
	Establishments with 20 to 49 employees	—	—	—	—
	Establishments with 50 to 99 employees	—	—	—	—
	Establishments with 100 to 249 employees	—	—	—	—
	Establishments with 250 to 499 employees	—	—	—	—
	Establishments with 500 to 999 employees	—	—	—	—
	Establishments with 1,000 employees or more	—	—	—	—

See footnotes at end of table.

Table 2. Establishments, Employees, and Payroll by Industry and Employment Size of Establishments for the State: 2004—Con.

[Excludes most government employees, railroad employees, and self-employed persons. Size class 1 to 4 employees includes establishments having payroll, but no employees, during mid-March pay period. For meaning of abbreviations and symbols, see introductory text. For explanation of terms, see Appendix A. For statement on reliability, see the note at the end of the table and Appendix C]

NAICS code	Geography, kind of business, and employment size class	Establishments (number)	Paid employees for pay period including March 12 (number)	First-quarter payroll (\$1,000)	Annual payroll (\$1,000)
	NEW JERSEY—Con.				
31-33	Manufacturing—Con.				
333	Machinery manufacturing—Con.				
3331	Agriculture, construction, and mining machinery manufacturing—Con.				
33313	Mining and oil and gas field machinery manufacturing—Con.				
333132	Oil and gas field machinery and equipment manufacturing				
	All establishments	1	a	D	D
	Establishments with 1 to 4 employees	1	a	D	D
	Establishments with 5 to 9 employees	—	—	—	—
	Establishments with 10 to 19 employees	—	—	—	—
	Establishments with 20 to 49 employees	—	—	—	—
	Establishments with 50 to 99 employees	—	—	—	—
	Establishments with 100 to 249 employees	—	—	—	—
	Establishments with 250 to 499 employees	—	—	—	—
	Establishments with 500 to 999 employees	—	—	—	—
	Establishments with 1,000 employees or more	—	—	—	—
3332	Industrial machinery manufacturing				
	All establishments	159	2 990	37 414	159 174
	Establishments with 1 to 4 employees	47	88	876	3 807
	Establishments with 5 to 9 employees	33	213	1 912	8 393
	Establishments with 10 to 19 employees	35	495	5 155	27 638
	Establishments with 20 to 49 employees	30	953	10 892	47 073
	Establishments with 50 to 99 employees	9	509	5 964	25 589
	Establishments with 100 to 249 employees	5	732	12 615	46 674
	Establishments with 250 to 499 employees	—	—	—	—
	Establishments with 500 to 999 employees	—	—	—	—
	Establishments with 1,000 employees or more	—	—	—	—
33321	Sawmill and woodworking machinery manufacturing				
	All establishments	2	a	D	D
	Establishments with 1 to 4 employees	1	a	D	D
	Establishments with 5 to 9 employees	1	a	D	D
	Establishments with 10 to 19 employees	—	—	—	—
	Establishments with 20 to 49 employees	—	—	—	—
	Establishments with 50 to 99 employees	—	—	—	—
	Establishments with 100 to 249 employees	—	—	—	—
	Establishments with 250 to 499 employees	—	—	—	—
	Establishments with 500 to 999 employees	—	—	—	—
	Establishments with 1,000 employees or more	—	—	—	—
333210	Sawmill and woodworking machinery manufacturing				
	All establishments	2	a	D	D
	Establishments with 1 to 4 employees	1	a	D	D
	Establishments with 5 to 9 employees	1	a	D	D
	Establishments with 10 to 19 employees	—	—	—	—
	Establishments with 20 to 49 employees	—	—	—	—
	Establishments with 50 to 99 employees	—	—	—	—
	Establishments with 100 to 249 employees	—	—	—	—
	Establishments with 250 to 499 employees	—	—	—	—
	Establishments with 500 to 999 employees	—	—	—	—
	Establishments with 1,000 employees or more	—	—	—	—
33322	Plastics and rubber industry machinery manufacturing				
	All establishments	13	e	D	D
	Establishments with 1 to 4 employees	5	a	D	D
	Establishments with 5 to 9 employees	3	a	D	D
	Establishments with 10 to 19 employees	1	a	D	D
	Establishments with 20 to 49 employees	3	112	1 554	6 471
	Establishments with 50 to 99 employees	—	—	—	—
	Establishments with 100 to 249 employees	1	c	D	D
	Establishments with 250 to 499 employees	—	—	—	—
	Establishments with 500 to 999 employees	—	—	—	—
	Establishments with 1,000 employees or more	—	—	—	—
333220	Plastics and rubber industry machinery manufacturing				
	All establishments	13	e	D	D
	Establishments with 1 to 4 employees	5	a	D	D
	Establishments with 5 to 9 employees	3	a	D	D
	Establishments with 10 to 19 employees	1	a	D	D
	Establishments with 20 to 49 employees	3	112	1 554	6 471
	Establishments with 50 to 99 employees	—	—	—	—
	Establishments with 100 to 249 employees	1	c	D	D
	Establishments with 250 to 499 employees	—	—	—	—
	Establishments with 500 to 999 employees	—	—	—	—
	Establishments with 1,000 employees or more	—	—	—	—
33329	Other industrial machinery manufacturing				
	All establishments	144	h	D	D
	Establishments with 1 to 4 employees	41	b	D	D
	Establishments with 5 to 9 employees	29	192	1 684	7 424
	Establishments with 10 to 19 employees	34	e	D	D
	Establishments with 20 to 49 employees	27	841	9 338	40 602
	Establishments with 50 to 99 employees	9	509	5 964	25 589
	Establishments with 100 to 249 employees	4	f	D	D
	Establishments with 250 to 499 employees	—	—	—	—
	Establishments with 500 to 999 employees	—	—	—	—
	Establishments with 1,000 employees or more	—	—	—	—

See footnotes at end of table.

Table 2. Establishments, Employees, and Payroll by Industry and Employment Size of Establishments for the State: 2004—Con.

[Excludes most government employees, railroad employees, and self-employed persons. Size class 1 to 4 employees includes establishments having payroll, but no employees, during mid-March pay period. For meaning of abbreviations and symbols, see introductory text. For explanation of terms, see Appendix A. For statement on reliability, see the note at the end of the table and Appendix C]

NAICS code	Geography, kind of business, and employment size class	Establishments (number)	Paid employees for pay period including March 12 (number)	First-quarter payroll (\$1,000)	Annual payroll (\$1,000)
	NEW JERSEY—Con.				
31-33	Manufacturing—Con.				
333	Machinery manufacturing—Con.				
3332	Industrial machinery manufacturing—Con.				
33329	Other industrial machinery manufacturing—Con.				
333291	Paper industry machinery manufacturing				
	All establishments	12	209	2 001	8 523
	Establishments with 1 to 4 employees	3	a	D	D
	Establishments with 5 to 9 employees	1	a	D	D
	Establishments with 10 to 19 employees	4	57	578	2 543
	Establishments with 20 to 49 employees	3	b	D	D
	Establishments with 50 to 99 employees	1	b	D	D
	Establishments with 100 to 249 employees	—	—	—	—
	Establishments with 250 to 499 employees	—	—	—	—
	Establishments with 500 to 999 employees	—	—	—	—
	Establishments with 1,000 employees or more	—	—	—	—
333292	Textile machinery manufacturing				
	All establishments	19	c	D	D
	Establishments with 1 to 4 employees	10	a	D	D
	Establishments with 5 to 9 employees	4	28	377	1 448
	Establishments with 10 to 19 employees	5	77	671	2 925
	Establishments with 20 to 49 employees	—	—	—	—
	Establishments with 50 to 99 employees	—	—	—	—
	Establishments with 100 to 249 employees	—	—	—	—
	Establishments with 250 to 499 employees	—	—	—	—
	Establishments with 500 to 999 employees	—	—	—	—
	Establishments with 1,000 employees or more	—	—	—	—
333293	Printing machinery and equipment manufacturing				
	All establishments	34	687	8 172	35 207
	Establishments with 1 to 4 employees	10	15	212	887
	Establishments with 5 to 9 employees	6	40	310	1 365
	Establishments with 10 to 19 employees	4	b	D	D
	Establishments with 20 to 49 employees	10	300	3 377	15 411
	Establishments with 50 to 99 employees	3	153	1 873	8 271
	Establishments with 100 to 249 employees	1	c	D	D
	Establishments with 250 to 499 employees	—	—	—	—
	Establishments with 500 to 999 employees	—	—	—	—
	Establishments with 1,000 employees or more	—	—	—	—
333294	Food product machinery manufacturing				
	All establishments	13	234	2 057	9 492
	Establishments with 1 to 4 employees	4	a	D	D
	Establishments with 5 to 9 employees	4	b	D	D
	Establishments with 10 to 19 employees	1	a	D	D
	Establishments with 20 to 49 employees	3	119	1 130	5 170
	Establishments with 50 to 99 employees	1	b	D	D
	Establishments with 100 to 249 employees	—	—	—	—
	Establishments with 250 to 499 employees	—	—	—	—
	Establishments with 500 to 999 employees	—	—	—	—
	Establishments with 1,000 employees or more	—	—	—	—
333295	Semiconductor machinery manufacturing				
	All establishments	9	419	6 219	25 145
	Establishments with 1 to 4 employees	—	—	—	—
	Establishments with 5 to 9 employees	2	a	D	D
	Establishments with 10 to 19 employees	3	43	554	2 485
	Establishments with 20 to 49 employees	2	b	D	D
	Establishments with 50 to 99 employees	1	b	D	D
	Establishments with 100 to 249 employees	1	c	D	D
	Establishments with 250 to 499 employees	—	—	—	—
	Establishments with 500 to 999 employees	—	—	—	—
	Establishments with 1,000 employees or more	—	—	—	—
333298	All other industrial machinery manufacturing				
	All establishments	57	1 037	12 623	59 017
	Establishments with 1 to 4 employees	14	28	278	1 172
	Establishments with 5 to 9 employees	12	b	D	D
	Establishments with 10 to 19 employees	17	237	2 415	16 061
	Establishments with 20 to 49 employees	9	279	2 998	12 500
	Establishments with 50 to 99 employees	3	173	2 426	10 458
	Establishments with 100 to 249 employees	2	c	D	D
	Establishments with 250 to 499 employees	—	—	—	—
	Establishments with 500 to 999 employees	—	—	—	—
	Establishments with 1,000 employees or more	—	—	—	—
3333	Commercial and service industry machinery manufacturing				
	All establishments	80	2 363	27 367	120 726
	Establishments with 1 to 4 employees	27	62	587	2 622
	Establishments with 5 to 9 employees	15	c	D	D
	Establishments with 10 to 19 employees	14	c	D	D
	Establishments with 20 to 49 employees	15	488	5 160	29 425
	Establishments with 50 to 99 employees	4	e	D	D
	Establishments with 100 to 249 employees	4	f	D	D
	Establishments with 250 to 499 employees	—	—	—	—
	Establishments with 500 to 999 employees	1	f	D	D

See footnotes at end of table.

Table 2. Establishments, Employees, and Payroll by Industry and Employment Size of Establishments for the State: 2004—Con.

[Excludes most government employees, railroad employees, and self-employed persons. Size class 1 to 4 employees includes establishments having payroll, but no employees, during mid-March pay period. For meaning of abbreviations and symbols, see introductory text. For explanation of terms, see Appendix A. For statement on reliability, see the note at the end of the table and Appendix C]

NAICS code	Geography, kind of business, and employment size class	Establishments (number)	Paid employees for pay period including March 12 (number)	First-quarter payroll (\$1,000)	Annual payroll (\$1,000)
	NEW JERSEY—Con.				
31-33	Manufacturing—Con.				
333	Machinery manufacturing—Con.				
3333	Commercial and service industry machinery manufacturing—Con.				
	All establishments—Con.				
	Establishments with 1,000 employees or more	—	—	—	—
33331	Commercial and service industry machinery manufacturing				
	All establishments	80	2 363	27 367	120 726
	Establishments with 1 to 4 employees	27	62	587	2 622
	Establishments with 5 to 9 employees	15	c	D	D
	Establishments with 10 to 19 employees	14	c	D	D
	Establishments with 20 to 49 employees	15	488	5 160	29 425
	Establishments with 50 to 99 employees	4	e	D	D
	Establishments with 100 to 249 employees	4	f	D	D
	Establishments with 250 to 499 employees	—	—	—	—
	Establishments with 500 to 999 employees	1	f	D	D
	Establishments with 1,000 employees or more	—	—	—	—
333311	Automatic vending machine manufacturing				
	All establishments	1	a	D	D
	Establishments with 1 to 4 employees	1	a	D	D
	Establishments with 5 to 9 employees	—	—	—	—
	Establishments with 10 to 19 employees	—	—	—	—
	Establishments with 20 to 49 employees	—	—	—	—
	Establishments with 50 to 99 employees	—	—	—	—
	Establishments with 100 to 249 employees	—	—	—	—
	Establishments with 250 to 499 employees	—	—	—	—
	Establishments with 500 to 999 employees	—	—	—	—
	Establishments with 1,000 employees or more	—	—	—	—
333312	Commercial laundry, drycleaning, and pressing machine manufacturing				
	All establishments	3	a	D	D
	Establishments with 1 to 4 employees	1	a	D	D
	Establishments with 5 to 9 employees	1	a	D	D
	Establishments with 10 to 19 employees	1	a	D	D
	Establishments with 20 to 49 employees	—	—	—	—
	Establishments with 50 to 99 employees	—	—	—	—
	Establishments with 100 to 249 employees	—	—	—	—
	Establishments with 250 to 499 employees	—	—	—	—
	Establishments with 500 to 999 employees	—	—	—	—
	Establishments with 1,000 employees or more	—	—	—	—
333313	Office machinery manufacturing				
	All establishments	2	f	D	D
	Establishments with 1 to 4 employees	—	—	—	—
	Establishments with 5 to 9 employees	—	—	—	—
	Establishments with 10 to 19 employees	1	a	D	D
	Establishments with 20 to 49 employees	—	—	—	—
	Establishments with 50 to 99 employees	—	—	—	—
	Establishments with 100 to 249 employees	—	—	—	—
	Establishments with 250 to 499 employees	—	—	—	—
	Establishments with 500 to 999 employees	1	f	D	D
	Establishments with 1,000 employees or more	—	—	—	—
333314	Optical instrument and lens manufacturing				
	All establishments	19	e	D	D
	Establishments with 1 to 4 employees	7	a	D	D
	Establishments with 5 to 9 employees	2	a	D	D
	Establishments with 10 to 19 employees	2	b	D	D
	Establishments with 20 to 49 employees	6	c	D	D
	Establishments with 50 to 99 employees	1	b	D	D
	Establishments with 100 to 249 employees	1	c	D	D
	Establishments with 250 to 499 employees	—	—	—	—
	Establishments with 500 to 999 employees	—	—	—	—
	Establishments with 1,000 employees or more	—	—	—	—
333315	Photographic and photocopying equipment manufacturing				
	All establishments	17	e	D	D
	Establishments with 1 to 4 employees	4	a	D	D
	Establishments with 5 to 9 employees	3	a	D	D
	Establishments with 10 to 19 employees	5	b	D	D
	Establishments with 20 to 49 employees	4	c	D	D
	Establishments with 50 to 99 employees	1	b	D	D
	Establishments with 100 to 249 employees	—	—	—	—
	Establishments with 250 to 499 employees	—	—	—	—
	Establishments with 500 to 999 employees	—	—	—	—
	Establishments with 1,000 employees or more	—	—	—	—
333319	Other commercial and service industry machinery manufacturing				

See footnotes at end of table.

Table 2. Establishments, Employees, and Payroll by Industry and Employment Size of Establishments for the State: 2004—Con.

[Excludes most government employees, railroad employees, and self-employed persons. Size class 1 to 4 employees includes establishments having payroll, but no employees, during mid-March pay period. For meaning of abbreviations and symbols, see introductory text. For explanation of terms, see Appendix A. For statement on reliability, see the note at the end of the table and Appendix C]

NAICS code	Geography, kind of business, and employment size class	Establishments (number)	Paid employees for pay period including March 12 (number)	First-quarter payroll (\$1,000)	Annual payroll (\$1,000)
	NEW JERSEY—Con.				
31-33	Manufacturing—Con.				
333	Machinery manufacturing—Con.				
3333	Commercial and service industry machinery manufacturing—Con.				
33331	Commercial and service industry machinery manufacturing—Con.				
333319	Other commercial and service industry machinery manufacturing—Con.				
	All establishments	38	853	7 761	31 662
	Establishments with 1 to 4 employees	14	34	398	1 631
	Establishments with 5 to 9 employees	9	b	D	D
	Establishments with 10 to 19 employees	5	b	D	D
	Establishments with 20 to 49 employees	5	c	D	D
	Establishments with 50 to 99 employees	2	e	D	D
	Establishments with 100 to 249 employees	3	e	D	D
	Establishments with 250 to 499 employees	—	—	—	—
	Establishments with 500 to 999 employees	—	—	—	—
	Establishments with 1,000 employees or more	—	—	—	—
3334	Ventilation, heating, air-conditioning, and commercial refrigeration equipment manufacturing				
	All establishments	50	2 318	18 343	82 614
	Establishments with 1 to 4 employees	12	b	D	D
	Establishments with 5 to 9 employees	12	83	893	4 042
	Establishments with 10 to 19 employees	7	b	D	D
	Establishments with 20 to 49 employees	12	e	D	D
	Establishments with 50 to 99 employees	3	c	D	D
	Establishments with 100 to 249 employees	3	444	3 713	16 361
	Establishments with 250 to 499 employees	—	—	—	—
	Establishments with 500 to 999 employees	—	—	—	—
	Establishments with 1,000 employees or more	1	g	D	D
33341	Ventilation, heating, air-conditioning, and commercial refrigeration equipment manufacturing				
	All establishments	50	2 318	18 343	82 614
	Establishments with 1 to 4 employees	12	b	D	D
	Establishments with 5 to 9 employees	12	83	893	4 042
	Establishments with 10 to 19 employees	7	b	D	D
	Establishments with 20 to 49 employees	12	e	D	D
	Establishments with 50 to 99 employees	3	c	D	D
	Establishments with 100 to 249 employees	3	444	3 713	16 361
	Establishments with 250 to 499 employees	—	—	—	—
	Establishments with 500 to 999 employees	—	—	—	—
	Establishments with 1,000 employees or more	1	g	D	D
333411	Air purification equipment manufacturing				
	All establishments	7	c	D	D
	Establishments with 1 to 4 employees	1	a	D	D
	Establishments with 5 to 9 employees	3	22	273	1 194
	Establishments with 10 to 19 employees	1	a	D	D
	Establishments with 20 to 49 employees	1	b	D	D
	Establishments with 50 to 99 employees	—	—	—	—
	Establishments with 100 to 249 employees	1	c	D	D
	Establishments with 250 to 499 employees	—	—	—	—
	Establishments with 500 to 999 employees	—	—	—	—
	Establishments with 1,000 employees or more	—	—	—	—
333412	Industrial and commercial fan and blower manufacturing				
	All establishments	3	b	D	D
	Establishments with 1 to 4 employees	1	a	D	D
	Establishments with 5 to 9 employees	1	a	D	D
	Establishments with 10 to 19 employees	—	—	—	—
	Establishments with 20 to 49 employees	1	b	D	D
	Establishments with 50 to 99 employees	—	—	—	—
	Establishments with 100 to 249 employees	—	—	—	—
	Establishments with 250 to 499 employees	—	—	—	—
	Establishments with 500 to 999 employees	—	—	—	—
	Establishments with 1,000 employees or more	—	—	—	—
333414	Heating equipment (except warm air furnaces) manufacturing				
	All establishments	20	528	4 503	19 132
	Establishments with 1 to 4 employees	6	a	D	D
	Establishments with 5 to 9 employees	3	a	D	D
	Establishments with 10 to 19 employees	5	b	D	D
	Establishments with 20 to 49 employees	3	c	D	D
	Establishments with 50 to 99 employees	2	c	D	D
	Establishments with 100 to 249 employees	1	c	D	D
	Establishments with 250 to 499 employees	—	—	—	—
	Establishments with 500 to 999 employees	—	—	—	—
	Establishments with 1,000 employees or more	—	—	—	—

See footnotes at end of table.

Table 2. Establishments, Employees, and Payroll by Industry and Employment Size of Establishments for the State: 2004—Con.

[Excludes most government employees, railroad employees, and self-employed persons. Size class 1 to 4 employees includes establishments having payroll, but no employees, during mid-March pay period. For meaning of abbreviations and symbols, see introductory text. For explanation of terms, see Appendix A. For statement on reliability, see the note at the end of the table and Appendix C]

NAICS code	Geography, kind of business, and employment size class	Establishments (number)	Paid employees for pay period including March 12 (number)	First-quarter payroll (\$1,000)	Annual payroll (\$1,000)
	NEW JERSEY—Con.				
31-33	Manufacturing—Con.				
333	Machinery manufacturing—Con.				
3334	Ventilation, heating, air-conditioning, and commercial refrigeration equipment manufacturing—Con.				
33341	Ventilation, heating, air-conditioning, and commercial refrigeration equipment manufacturing—Con.				
333415	Air-conditioning and warm air heating equipment and commercial and industrial refrigeration equipment manufacturing				
	All establishments	20	1 504	11 145	53 171
	Establishments with 1 to 4 employees	4	a	D	D
	Establishments with 5 to 9 employees	5	36	351	1 595
	Establishments with 10 to 19 employees	1	a	D	D
	Establishments with 20 to 49 employees	7	194	1 864	7 611
	Establishments with 50 to 99 employees	1	b	D	D
	Establishments with 100 to 249 employees	1	c	D	D
	Establishments with 250 to 499 employees	—	—	—	—
	Establishments with 500 to 999 employees	—	—	—	—
	Establishments with 1,000 employees or more	1	g	D	D
3335	Metalworking machinery manufacturing				
	All establishments	199	2 104	22 761	100 301
	Establishments with 1 to 4 employees	87	c	D	D
	Establishments with 5 to 9 employees	49	319	3 231	14 483
	Establishments with 10 to 19 employees	32	440	4 764	21 226
	Establishments with 20 to 49 employees	26	766	8 995	39 432
	Establishments with 50 to 99 employees	3	c	D	D
	Establishments with 100 to 249 employees	2	c	D	D
	Establishments with 250 to 499 employees	—	—	—	—
	Establishments with 500 to 999 employees	—	—	—	—
	Establishments with 1,000 employees or more	—	—	—	—
33351	Metalworking machinery manufacturing				
	All establishments	199	2 104	22 761	100 301
	Establishments with 1 to 4 employees	87	c	D	D
	Establishments with 5 to 9 employees	49	319	3 231	14 483
	Establishments with 10 to 19 employees	32	440	4 764	21 226
	Establishments with 20 to 49 employees	26	766	8 995	39 432
	Establishments with 50 to 99 employees	3	c	D	D
	Establishments with 100 to 249 employees	2	c	D	D
	Establishments with 250 to 499 employees	—	—	—	—
	Establishments with 500 to 999 employees	—	—	—	—
	Establishments with 1,000 employees or more	—	—	—	—
333511	Industrial mold manufacturing				
	All establishments	68	881	9 633	42 187
	Establishments with 1 to 4 employees	25	b	D	D
	Establishments with 5 to 9 employees	19	124	1 379	6 203
	Establishments with 10 to 19 employees	11	c	D	D
	Establishments with 20 to 49 employees	10	303	4 151	17 874
	Establishments with 50 to 99 employees	2	c	D	D
	Establishments with 100 to 249 employees	1	c	D	D
	Establishments with 250 to 499 employees	—	—	—	—
	Establishments with 500 to 999 employees	—	—	—	—
	Establishments with 1,000 employees or more	—	—	—	—
333512	Machine tool (metal cutting types) manufacturing				
	All establishments	9	c	D	D
	Establishments with 1 to 4 employees	3	a	D	D
	Establishments with 5 to 9 employees	2	a	D	D
	Establishments with 10 to 19 employees	2	b	D	D
	Establishments with 20 to 49 employees	2	b	D	D
	Establishments with 50 to 99 employees	—	—	—	—
	Establishments with 100 to 249 employees	—	—	—	—
	Establishments with 250 to 499 employees	—	—	—	—
	Establishments with 500 to 999 employees	—	—	—	—
	Establishments with 1,000 employees or more	—	—	—	—
333513	Machine tool (metal forming types) manufacturing				
	All establishments	1	a	D	D
	Establishments with 1 to 4 employees	1	a	D	D
	Establishments with 5 to 9 employees	—	—	—	—
	Establishments with 10 to 19 employees	—	—	—	—
	Establishments with 20 to 49 employees	—	—	—	—
	Establishments with 50 to 99 employees	—	—	—	—
	Establishments with 100 to 249 employees	—	—	—	—
	Establishments with 250 to 499 employees	—	—	—	—
	Establishments with 500 to 999 employees	—	—	—	—
	Establishments with 1,000 employees or more	—	—	—	—

See footnotes at end of table.

Table 2. Establishments, Employees, and Payroll by Industry and Employment Size of Establishments for the State: 2004—Con.

[Excludes most government employees, railroad employees, and self-employed persons. Size class 1 to 4 employees includes establishments having payroll, but no employees, during mid-March pay period. For meaning of abbreviations and symbols, see introductory text. For explanation of terms, see Appendix A. For statement on reliability, see the note at the end of the table and Appendix C]

NAICS code	Geography, kind of business, and employment size class	Establishments (number)	Paid employees for pay period including March 12 (number)	First-quarter payroll (\$1,000)	Annual payroll (\$1,000)
NEW JERSEY—Con.					
31-33	Manufacturing—Con.				
333	Machinery manufacturing—Con.				
3335	Metalworking machinery manufacturing—Con.				
33351	Metalworking machinery manufacturing—Con.				
333514	Special die and tool, die set, jig, and fixture manufacturing				
	All establishments	81	542	5 226	23 648
	Establishments with 1 to 4 employees	45	b	D	D
	Establishments with 5 to 9 employees	19	123	1 142	5 199
	Establishments with 10 to 19 employees	12	167	1 844	8 444
	Establishments with 20 to 49 employees	4	c	D	D
	Establishments with 50 to 99 employees	1	b	D	D
	Establishments with 100 to 249 employees	—	—	—	—
	Establishments with 250 to 499 employees	—	—	—	—
	Establishments with 500 to 999 employees	—	—	—	—
	Establishments with 1,000 employees or more	—	—	—	—
333515	Cutting tool and machine tool accessory manufacturing				
	All establishments	29	380	4 294	18 230
	Establishments with 1 to 4 employees	10	b	D	D
	Establishments with 5 to 9 employees	6	39	344	1 479
	Establishments with 10 to 19 employees	7	b	D	D
	Establishments with 20 to 49 employees	5	c	D	D
	Establishments with 50 to 99 employees	—	—	—	—
	Establishments with 100 to 249 employees	1	c	D	D
	Establishments with 250 to 499 employees	—	—	—	—
	Establishments with 500 to 999 employees	—	—	—	—
	Establishments with 1,000 employees or more	—	—	—	—
333516	Rolling mill machinery and equipment manufacturing				
	All establishments	2	a	D	D
	Establishments with 1 to 4 employees	1	a	D	D
	Establishments with 5 to 9 employees	1	a	D	D
	Establishments with 10 to 19 employees	—	—	—	—
	Establishments with 20 to 49 employees	—	—	—	—
	Establishments with 50 to 99 employees	—	—	—	—
	Establishments with 100 to 249 employees	—	—	—	—
	Establishments with 250 to 499 employees	—	—	—	—
	Establishments with 500 to 999 employees	—	—	—	—
	Establishments with 1,000 employees or more	—	—	—	—
333518	Other metalworking machinery manufacturing				
	All establishments	9	c	D	D
	Establishments with 1 to 4 employees	2	a	D	D
	Establishments with 5 to 9 employees	2	a	D	D
	Establishments with 10 to 19 employees	—	—	—	—
	Establishments with 20 to 49 employees	5	c	D	D
	Establishments with 50 to 99 employees	—	—	—	—
	Establishments with 100 to 249 employees	—	—	—	—
	Establishments with 250 to 499 employees	—	—	—	—
	Establishments with 500 to 999 employees	—	—	—	—
	Establishments with 1,000 employees or more	—	—	—	—
3336	Engine, turbine, and power transmission equipment manufacturing				
	All establishments	21	414	4 870	21 729
	Establishments with 1 to 4 employees	5	a	D	D
	Establishments with 5 to 9 employees	3	b	D	D
	Establishments with 10 to 19 employees	3	b	D	D
	Establishments with 20 to 49 employees	8	c	D	D
	Establishments with 50 to 99 employees	2	c	D	D
	Establishments with 100 to 249 employees	—	—	—	—
	Establishments with 250 to 499 employees	—	—	—	—
	Establishments with 500 to 999 employees	—	—	—	—
	Establishments with 1,000 employees or more	—	—	—	—
33361	Engine, turbine, and power transmission equipment manufacturing				
	All establishments	21	414	4 870	21 729
	Establishments with 1 to 4 employees	5	a	D	D
	Establishments with 5 to 9 employees	3	b	D	D
	Establishments with 10 to 19 employees	3	b	D	D
	Establishments with 20 to 49 employees	8	c	D	D
	Establishments with 50 to 99 employees	2	c	D	D
	Establishments with 100 to 249 employees	—	—	—	—
	Establishments with 250 to 499 employees	—	—	—	—
	Establishments with 500 to 999 employees	—	—	—	—
	Establishments with 1,000 employees or more	—	—	—	—
333611	Turbine and turbine generator set units manufacturing				
	All establishments	1	b	D	D
	Establishments with 1 to 4 employees	—	—	—	—
	Establishments with 5 to 9 employees	—	—	—	—
	Establishments with 10 to 19 employees	—	—	—	—
	Establishments with 20 to 49 employees	1	b	D	D
	Establishments with 50 to 99 employees	—	—	—	—
	Establishments with 100 to 249 employees	—	—	—	—
	Establishments with 250 to 499 employees	—	—	—	—
	Establishments with 500 to 999 employees	—	—	—	—

See footnotes at end of table.

Table 2. Establishments, Employees, and Payroll by Industry and Employment Size of Establishments for the State: 2004—Con.

[Excludes most government employees, railroad employees, and self-employed persons. Size class 1 to 4 employees includes establishments having payroll, but no employees, during mid-March pay period. For meaning of abbreviations and symbols, see introductory text. For explanation of terms, see Appendix A. For statement on reliability, see the note at the end of the table and Appendix C]

NAICS code	Geography, kind of business, and employment size class	Establishments (number)	Paid employees for pay period including March 12 (number)	First-quarter payroll (\$1,000)	Annual payroll (\$1,000)
	NEW JERSEY—Con.				
31-33	Manufacturing—Con.				
333	Machinery manufacturing—Con.				
3336	Engine, turbine, and power transmission equipment manufacturing—Con.				
33361	Engine, turbine, and power transmission equipment manufacturing—Con.				
333611	Turbine and turbine generator set units manufacturing—Con.				
	All establishments—Con.				
	Establishments with 1,000 employees or more	—	—	—	—
333612	Speed changer, industrial high-speed drive, and gear manufacturing				
	All establishments	9	172	2 274	9 398
	Establishments with 1 to 4 employees	2	a	D	D
	Establishments with 5 to 9 employees	—	—	—	—
	Establishments with 10 to 19 employees	3	b	D	D
	Establishments with 20 to 49 employees	3	81	1 087	4 309
	Establishments with 50 to 99 employees	1	b	D	D
	Establishments with 100 to 249 employees	—	—	—	—
	Establishments with 250 to 499 employees	—	—	—	—
	Establishments with 500 to 999 employees	—	—	—	—
	Establishments with 1,000 employees or more	—	—	—	—
333613	Mechanical power transmission equipment manufacturing				
	All establishments	4	b	D	D
	Establishments with 1 to 4 employees	1	a	D	D
	Establishments with 5 to 9 employees	1	a	D	D
	Establishments with 10 to 19 employees	—	—	—	—
	Establishments with 20 to 49 employees	1	b	D	D
	Establishments with 50 to 99 employees	1	b	D	D
	Establishments with 100 to 249 employees	—	—	—	—
	Establishments with 250 to 499 employees	—	—	—	—
	Establishments with 500 to 999 employees	—	—	—	—
	Establishments with 1,000 employees or more	—	—	—	—
333618	Other engine equipment manufacturing				
	All establishments	7	125	1 130	6 003
	Establishments with 1 to 4 employees	2	a	D	D
	Establishments with 5 to 9 employees	2	a	D	D
	Establishments with 10 to 19 employees	—	—	—	—
	Establishments with 20 to 49 employees	3	c	D	D
	Establishments with 50 to 99 employees	—	—	—	—
	Establishments with 100 to 249 employees	—	—	—	—
	Establishments with 250 to 499 employees	—	—	—	—
	Establishments with 500 to 999 employees	—	—	—	—
	Establishments with 1,000 employees or more	—	—	—	—
3339	Other general purpose machinery manufacturing				
	All establishments	218	5 646	72 559	306 190
	Establishments with 1 to 4 employees	64	c	D	D
	Establishments with 5 to 9 employees	40	e	D	D
	Establishments with 10 to 19 employees	40	609	6 125	27 198
	Establishments with 20 to 49 employees	41	1 283	16 041	66 424
	Establishments with 50 to 99 employees	24	1 671	22 151	96 373
	Establishments with 100 to 249 employees	7	g	D	D
	Establishments with 250 to 499 employees	2	f	D	D
	Establishments with 500 to 999 employees	—	—	—	—
	Establishments with 1,000 employees or more	—	—	—	—
33391	Pump and compressor manufacturing				
	All establishments	29	1 109	14 958	63 196
	Establishments with 1 to 4 employees	10	b	D	D
	Establishments with 5 to 9 employees	7	b	D	D
	Establishments with 10 to 19 employees	3	b	D	D
	Establishments with 20 to 49 employees	3	99	773	3 455
	Establishments with 50 to 99 employees	3	208	3 490	13 431
	Establishments with 100 to 249 employees	2	e	D	D
	Establishments with 250 to 499 employees	1	e	D	D
	Establishments with 500 to 999 employees	—	—	—	—
	Establishments with 1,000 employees or more	—	—	—	—
333911	Pump and pumping equipment manufacturing				
	All establishments	15	e	D	D
	Establishments with 1 to 4 employees	4	a	D	D
	Establishments with 5 to 9 employees	5	b	D	D
	Establishments with 10 to 19 employees	2	b	D	D
	Establishments with 20 to 49 employees	2	b	D	D
	Establishments with 50 to 99 employees	2	c	D	D
	Establishments with 100 to 249 employees	—	—	—	—
	Establishments with 250 to 499 employees	—	—	—	—
	Establishments with 500 to 999 employees	—	—	—	—
	Establishments with 1,000 employees or more	—	—	—	—

See footnotes at end of table.

Table 2. Establishments, Employees, and Payroll by Industry and Employment Size of Establishments for the State: 2004—Con.

[Excludes most government employees, railroad employees, and self-employed persons. Size class 1 to 4 employees includes establishments having payroll, but no employees, during mid-March pay period. For meaning of abbreviations and symbols, see introductory text. For explanation of terms, see Appendix A. For statement on reliability, see the note at the end of the table and Appendix C]

NAICS code	Geography, kind of business, and employment size class	Establishments (number)	Paid employees for pay period including March 12 (number)	First-quarter payroll (\$1,000)	Annual payroll (\$1,000)
NEW JERSEY—Con.					
31-33	Manufacturing—Con.				
333	Machinery manufacturing—Con.				
3339	Other general purpose machinery manufacturing—Con.				
33391	Pump and compressor manufacturing—Con.				
333912	Air and gas compressor manufacturing				
	All establishments	13	834	11 068	47 658
	Establishments with 1 to 4 employees	5	a	D	D
	Establishments with 5 to 9 employees	2	a	D	D
	Establishments with 10 to 19 employees	1	a	D	D
	Establishments with 20 to 49 employees	1	b	D	D
	Establishments with 50 to 99 employees	1	b	D	D
	Establishments with 100 to 249 employees	2	e	D	D
	Establishments with 250 to 499 employees	1	e	D	D
	Establishments with 500 to 999 employees	—	—	—	—
	Establishments with 1,000 employees or more	—	—	—	—
333913	Measuring and dispensing pump manufacturing				
	All establishments	1	a	D	D
	Establishments with 1 to 4 employees	1	a	D	D
	Establishments with 5 to 9 employees	—	—	—	—
	Establishments with 10 to 19 employees	—	—	—	—
	Establishments with 20 to 49 employees	—	—	—	—
	Establishments with 50 to 99 employees	—	—	—	—
	Establishments with 100 to 249 employees	—	—	—	—
	Establishments with 250 to 499 employees	—	—	—	—
	Establishments with 500 to 999 employees	—	—	—	—
	Establishments with 1,000 employees or more	—	—	—	—
33392	Material handling equipment manufacturing				
	All establishments	48	1 461	18 570	81 321
	Establishments with 1 to 4 employees	8	a	D	D
	Establishments with 5 to 9 employees	9	b	D	D
	Establishments with 10 to 19 employees	12	c	D	D
	Establishments with 20 to 49 employees	8	217	2 975	12 272
	Establishments with 50 to 99 employees	9	686	8 134	35 669
	Establishments with 100 to 249 employees	2	e	D	D
	Establishments with 250 to 499 employees	—	—	—	—
	Establishments with 500 to 999 employees	—	—	—	—
	Establishments with 1,000 employees or more	—	—	—	—
333921	Elevator and moving stairway manufacturing				
	All establishments	9	319	3 069	13 676
	Establishments with 1 to 4 employees	2	a	D	D
	Establishments with 5 to 9 employees	1	a	D	D
	Establishments with 10 to 19 employees	2	b	D	D
	Establishments with 20 to 49 employees	1	b	D	D
	Establishments with 50 to 99 employees	3	239	2 182	9 663
	Establishments with 100 to 249 employees	—	—	—	—
	Establishments with 250 to 499 employees	—	—	—	—
	Establishments with 500 to 999 employees	—	—	—	—
	Establishments with 1,000 employees or more	—	—	—	—
333922	Conveyor and conveying equipment manufacturing				
	All establishments	20	540	7 523	31 946
	Establishments with 1 to 4 employees	3	a	D	D
	Establishments with 5 to 9 employees	5	29	280	1 267
	Establishments with 10 to 19 employees	5	b	D	D
	Establishments with 20 to 49 employees	3	b	D	D
	Establishments with 50 to 99 employees	3	234	3 243	13 219
	Establishments with 100 to 249 employees	1	c	D	D
	Establishments with 250 to 499 employees	—	—	—	—
	Establishments with 500 to 999 employees	—	—	—	—
	Establishments with 1,000 employees or more	—	—	—	—
333923	Overhead traveling crane, hoist, and monorail system manufacturing				
	All establishments	10	352	4 843	21 371
	Establishments with 1 to 4 employees	1	a	D	D
	Establishments with 5 to 9 employees	3	b	D	D
	Establishments with 10 to 19 employees	1	a	D	D
	Establishments with 20 to 49 employees	3	b	D	D
	Establishments with 50 to 99 employees	1	b	D	D
	Establishments with 100 to 249 employees	1	c	D	D
	Establishments with 250 to 499 employees	—	—	—	—
	Establishments with 500 to 999 employees	—	—	—	—
	Establishments with 1,000 employees or more	—	—	—	—
333924	Industrial truck, tractor, trailer, and stacker machinery manufacturing				
	All establishments	9	250	3 135	14 328
	Establishments with 1 to 4 employees	2	a	D	D
	Establishments with 5 to 9 employees	—	—	—	—
	Establishments with 10 to 19 employees	4	b	D	D
	Establishments with 20 to 49 employees	1	b	D	D
	Establishments with 50 to 99 employees	2	c	D	D
	Establishments with 100 to 249 employees	—	—	—	—
	Establishments with 250 to 499 employees	—	—	—	—
	Establishments with 500 to 999 employees	—	—	—	—

See footnotes at end of table.

Table 2. Establishments, Employees, and Payroll by Industry and Employment Size of Establishments for the State: 2004—Con.

[Excludes most government employees, railroad employees, and self-employed persons. Size class 1 to 4 employees includes establishments having payroll, but no employees, during mid-March pay period. For meaning of abbreviations and symbols, see introductory text. For explanation of terms, see Appendix A. For statement on reliability, see the note at the end of the table and Appendix C]

NAICS code	Geography, kind of business, and employment size class	Establishments (number)	Paid employees for pay period including March 12 (number)	First-quarter payroll (\$1,000)	Annual payroll (\$1,000)
	NEW JERSEY—Con.				
31-33	Manufacturing—Con.				
333	Machinery manufacturing—Con.				
3339	Other general purpose machinery manufacturing—Con.				
33392	Material handling equipment manufacturing—Con.				
333924	Industrial truck, tractor, trailer, and stacker machinery manufacturing—Con.				
	All establishments—Con.				
	Establishments with 1,000 employees or more	—	—	—	—
33399	All other general purpose machinery manufacturing				
	All establishments	141	3 076	39 031	161 673
	Establishments with 1 to 4 employees	46	b	D	D
	Establishments with 5 to 9 employees	24	c	D	D
	Establishments with 10 to 19 employees	25	e	D	D
	Establishments with 20 to 49 employees	30	967	12 293	50 697
	Establishments with 50 to 99 employees	12	777	10 527	47 273
	Establishments with 100 to 249 employees	3	419	6 112	23 690
	Establishments with 250 to 499 employees	1	e	D	D
	Establishments with 500 to 999 employees	—	—	—	—
	Establishments with 1,000 employees or more	—	—	—	—
333991	Power-driven handtool manufacturing				
	All establishments	1	a	D	D
	Establishments with 1 to 4 employees	—	—	—	—
	Establishments with 5 to 9 employees	1	a	D	D
	Establishments with 10 to 19 employees	—	—	—	—
	Establishments with 20 to 49 employees	—	—	—	—
	Establishments with 50 to 99 employees	—	—	—	—
	Establishments with 100 to 249 employees	—	—	—	—
	Establishments with 250 to 499 employees	—	—	—	—
	Establishments with 500 to 999 employees	—	—	—	—
	Establishments with 1,000 employees or more	—	—	—	—
333992	Welding and soldering equipment manufacturing				
	All establishments	4	b	D	D
	Establishments with 1 to 4 employees	1	a	D	D
	Establishments with 5 to 9 employees	1	a	D	D
	Establishments with 10 to 19 employees	1	a	D	D
	Establishments with 20 to 49 employees	—	—	—	—
	Establishments with 50 to 99 employees	1	b	D	D
	Establishments with 100 to 249 employees	—	—	—	—
	Establishments with 250 to 499 employees	—	—	—	—
	Establishments with 500 to 999 employees	—	—	—	—
	Establishments with 1,000 employees or more	—	—	—	—
333993	Packaging machinery manufacturing				
	All establishments	43	928	11 725	50 556
	Establishments with 1 to 4 employees	9	a	D	D
	Establishments with 5 to 9 employees	5	b	D	D
	Establishments with 10 to 19 employees	12	c	D	D
	Establishments with 20 to 49 employees	13	414	5 641	22 198
	Establishments with 50 to 99 employees	4	275	3 712	17 462
	Establishments with 100 to 249 employees	—	—	—	—
	Establishments with 250 to 499 employees	—	—	—	—
	Establishments with 500 to 999 employees	—	—	—	—
	Establishments with 1,000 employees or more	—	—	—	—
333994	Industrial process furnace and oven manufacturing				
	All establishments	18	583	9 515	36 877
	Establishments with 1 to 4 employees	5	a	D	D
	Establishments with 5 to 9 employees	1	a	D	D
	Establishments with 10 to 19 employees	3	b	D	D
	Establishments with 20 to 49 employees	5	175	2 399	10 734
	Establishments with 50 to 99 employees	3	c	D	D
	Establishments with 100 to 249 employees	1	c	D	D
	Establishments with 250 to 499 employees	—	—	—	—
	Establishments with 500 to 999 employees	—	—	—	—
	Establishments with 1,000 employees or more	—	—	—	—
333995	Fluid power cylinder and actuator manufacturing				
	All establishments	5	c	D	D
	Establishments with 1 to 4 employees	3	a	D	D
	Establishments with 5 to 9 employees	—	—	—	—
	Establishments with 10 to 19 employees	—	—	—	—
	Establishments with 20 to 49 employees	1	b	D	D
	Establishments with 50 to 99 employees	1	b	D	D
	Establishments with 100 to 249 employees	—	—	—	—
	Establishments with 250 to 499 employees	—	—	—	—
	Establishments with 500 to 999 employees	—	—	—	—
	Establishments with 1,000 employees or more	—	—	—	—

See footnotes at end of table.

Table 2. Establishments, Employees, and Payroll by Industry and Employment Size of Establishments for the State: 2004—Con.

[Excludes most government employees, railroad employees, and self-employed persons. Size class 1 to 4 employees includes establishments having payroll, but no employees, during mid-March pay period. For meaning of abbreviations and symbols, see introductory text. For explanation of terms, see Appendix A. For statement on reliability, see the note at the end of the table and Appendix C]

NAICS code	Geography, kind of business, and employment size class	Establishments (number)	Paid employees for pay period including March 12 (number)	First-quarter payroll (\$1,000)	Annual payroll (\$1,000)
NEW JERSEY—Con.					
31-33	Manufacturing—Con.				
333	Machinery manufacturing—Con.				
3339	Other general purpose machinery manufacturing—Con.				
33399	All other general purpose machinery manufacturing—Con.				
333996	Fluid power pump and motor manufacturing				
	All establishments	3	b	D	D
	Establishments with 1 to 4 employees	1	a	D	D
	Establishments with 5 to 9 employees	1	a	D	D
	Establishments with 10 to 19 employees	1	a	D	D
	Establishments with 20 to 49 employees	—	—	—	—
	Establishments with 50 to 99 employees	—	—	—	—
	Establishments with 100 to 249 employees	—	—	—	—
	Establishments with 250 to 499 employees	—	—	—	—
	Establishments with 500 to 999 employees	—	—	—	—
	Establishments with 1,000 employees or more	—	—	—	—
333997	Scale and balance (except laboratory) manufacturing				
	All establishments	3	b	D	D
	Establishments with 1 to 4 employees	—	—	—	—
	Establishments with 5 to 9 employees	1	a	D	D
	Establishments with 10 to 19 employees	—	—	—	—
	Establishments with 20 to 49 employees	2	b	D	D
	Establishments with 50 to 99 employees	—	—	—	—
	Establishments with 100 to 249 employees	—	—	—	—
	Establishments with 250 to 499 employees	—	—	—	—
	Establishments with 500 to 999 employees	—	—	—	—
	Establishments with 1,000 employees or more	—	—	—	—
333999	All other miscellaneous general purpose machinery manufacturing				
	All establishments	64	1 262	14 706	60 646
	Establishments with 1 to 4 employees	27	b	D	D
	Establishments with 5 to 9 employees	14	b	D	D
	Establishments with 10 to 19 employees	8	c	D	D
	Establishments with 20 to 49 employees	9	276	3 129	13 027
	Establishments with 50 to 99 employees	3	c	D	D
	Establishments with 100 to 249 employees	2	c	D	D
	Establishments with 250 to 499 employees	1	e	D	D
	Establishments with 500 to 999 employees	—	—	—	—
	Establishments with 1,000 employees or more	—	—	—	—
334	Computer and electronic product manufacturing				
	All establishments	512	28 605	411 790	1 674 733
	Establishments with 1 to 4 employees	140	266	2 595	16 207
	Establishments with 5 to 9 employees	75	520	5 267	23 112
	Establishments with 10 to 19 employees	85	1 160	13 160	55 449
	Establishments with 20 to 49 employees	109	3 506	45 693	195 912
	Establishments with 50 to 99 employees	46	3 224	38 659	152 557
	Establishments with 100 to 249 employees	31	4 345	63 412	270 364
	Establishments with 250 to 499 employees	19	6 720	98 109	379 682
	Establishments with 500 to 999 employees	3	1 844	33 837	133 396
	Establishments with 1,000 employees or more	4	7 020	111 058	448 054
3341	Computer and peripheral equipment manufacturing				
	All establishments	35	1 101	15 664	74 173
	Establishments with 1 to 4 employees	11	a	D	D
	Establishments with 5 to 9 employees	6	b	D	D
	Establishments with 10 to 19 employees	8	c	D	D
	Establishments with 20 to 49 employees	8	c	D	D
	Establishments with 50 to 99 employees	—	—	—	—
	Establishments with 100 to 249 employees	1	c	D	D
	Establishments with 250 to 499 employees	—	—	—	—
	Establishments with 500 to 999 employees	1	f	D	D
	Establishments with 1,000 employees or more	—	—	—	—
33411	Computer and peripheral equipment manufacturing				
	All establishments	35	1 101	15 664	74 173
	Establishments with 1 to 4 employees	11	a	D	D
	Establishments with 5 to 9 employees	6	b	D	D
	Establishments with 10 to 19 employees	8	c	D	D
	Establishments with 20 to 49 employees	8	c	D	D
	Establishments with 50 to 99 employees	—	—	—	—
	Establishments with 100 to 249 employees	1	c	D	D
	Establishments with 250 to 499 employees	—	—	—	—
	Establishments with 500 to 999 employees	1	f	D	D
	Establishments with 1,000 employees or more	—	—	—	—
334111	Electronic computer manufacturing				
	All establishments	10	c	D	D
	Establishments with 1 to 4 employees	5	a	D	D
	Establishments with 5 to 9 employees	2	a	D	D
	Establishments with 10 to 19 employees	1	a	D	D
	Establishments with 20 to 49 employees	2	b	D	D
	Establishments with 50 to 99 employees	—	—	—	—
	Establishments with 100 to 249 employees	—	—	—	—
	Establishments with 250 to 499 employees	—	—	—	—
	Establishments with 500 to 999 employees	—	—	—	—

See footnotes at end of table.

Table 2. Establishments, Employees, and Payroll by Industry and Employment Size of Establishments for the State: 2004—Con.

[Excludes most government employees, railroad employees, and self-employed persons. Size class 1 to 4 employees includes establishments having payroll, but no employees, during mid-March pay period. For meaning of abbreviations and symbols, see introductory text. For explanation of terms, see Appendix A. For statement on reliability, see the note at the end of the table and Appendix C]

NAICS code	Geography, kind of business, and employment size class	Establishments (number)	Paid employees for pay period including March 12 (number)	First-quarter payroll (\$1,000)	Annual payroll (\$1,000)
	NEW JERSEY—Con.				
31-33	Manufacturing—Con.				
334	Computer and electronic product manufacturing—Con.				
3341	Computer and peripheral equipment manufacturing—Con.				
33411	Computer and peripheral equipment manufacturing—Con.				
334111	Electronic computer manufacturing—Con.				
	All establishments—Con.				
	Establishments with 1,000 employees or more	—	—	—	—
334112	Computer storage device manufacturing				
	All establishments	4	c	D	D
	Establishments with 1 to 4 employees	2	a	D	D
	Establishments with 5 to 9 employees	—	—	—	—
	Establishments with 10 to 19 employees	1	a	D	D
	Establishments with 20 to 49 employees	—	—	—	—
	Establishments with 50 to 99 employees	—	—	—	—
	Establishments with 100 to 249 employees	1	c	D	D
	Establishments with 250 to 499 employees	—	—	—	—
	Establishments with 500 to 999 employees	—	—	—	—
	Establishments with 1,000 employees or more	—	—	—	—
334113	Computer terminal manufacturing				
	All establishments	2	b	D	D
	Establishments with 1 to 4 employees	1	a	D	D
	Establishments with 5 to 9 employees	—	—	—	—
	Establishments with 10 to 19 employees	—	—	—	—
	Establishments with 20 to 49 employees	1	b	D	D
	Establishments with 50 to 99 employees	—	—	—	—
	Establishments with 100 to 249 employees	—	—	—	—
	Establishments with 250 to 499 employees	—	—	—	—
	Establishments with 500 to 999 employees	—	—	—	—
	Establishments with 1,000 employees or more	—	—	—	—
334119	Other computer peripheral equipment manufacturing				
	All establishments	19	f	D	D
	Establishments with 1 to 4 employees	3	5	47	192
	Establishments with 5 to 9 employees	4	b	D	D
	Establishments with 10 to 19 employees	6	b	D	D
	Establishments with 20 to 49 employees	5	c	D	D
	Establishments with 50 to 99 employees	—	—	—	—
	Establishments with 100 to 249 employees	—	—	—	—
	Establishments with 250 to 499 employees	—	—	—	—
	Establishments with 500 to 999 employees	1	f	D	D
	Establishments with 1,000 employees or more	—	—	—	—
3342	Communications equipment manufacturing				
	All establishments	84	4 675	75 456	307 822
	Establishments with 1 to 4 employees	23	b	D	D
	Establishments with 5 to 9 employees	7	b	D	D
	Establishments with 10 to 19 employees	15	c	D	D
	Establishments with 20 to 49 employees	20	604	10 104	36 876
	Establishments with 50 to 99 employees	8	520	7 629	24 142
	Establishments with 100 to 249 employees	7	g	D	D
	Establishments with 250 to 499 employees	3	f	D	D
	Establishments with 500 to 999 employees	—	—	—	—
	Establishments with 1,000 employees or more	1	g	D	D
33421	Telephone apparatus manufacturing				
	All establishments	16	661	11 277	40 392
	Establishments with 1 to 4 employees	5	a	D	D
	Establishments with 5 to 9 employees	1	a	D	D
	Establishments with 10 to 19 employees	1	a	D	D
	Establishments with 20 to 49 employees	3	b	D	D
	Establishments with 50 to 99 employees	4	e	D	D
	Establishments with 100 to 249 employees	2	e	D	D
	Establishments with 250 to 499 employees	—	—	—	—
	Establishments with 500 to 999 employees	—	—	—	—
	Establishments with 1,000 employees or more	—	—	—	—
334210	Telephone apparatus manufacturing				
	All establishments	16	661	11 277	40 392
	Establishments with 1 to 4 employees	5	a	D	D
	Establishments with 5 to 9 employees	1	a	D	D
	Establishments with 10 to 19 employees	1	a	D	D
	Establishments with 20 to 49 employees	3	b	D	D
	Establishments with 50 to 99 employees	4	e	D	D
	Establishments with 100 to 249 employees	2	e	D	D
	Establishments with 250 to 499 employees	—	—	—	—
	Establishments with 500 to 999 employees	—	—	—	—
	Establishments with 1,000 employees or more	—	—	—	—

See footnotes at end of table.

Table 2. Establishments, Employees, and Payroll by Industry and Employment Size of Establishments for the State: 2004—Con.

[Excludes most government employees, railroad employees, and self-employed persons. Size class 1 to 4 employees includes establishments having payroll, but no employees, during mid-March pay period. For meaning of abbreviations and symbols, see introductory text. For explanation of terms, see Appendix A. For statement on reliability, see the note at the end of the table and Appendix C]

NAICS code	Geography, kind of business, and employment size class	Establishments (number)	Paid employees for pay period including March 12 (number)	First-quarter payroll (\$1,000)	Annual payroll (\$1,000)
	NEW JERSEY—Con.				
31-33	Manufacturing—Con.				
334	Computer and electronic product manufacturing—Con.				
3342	Communications equipment manufacturing—Con.				
33422	Radio and television broadcasting and wireless communications equipment manufacturing				
	All establishments	46	3 118	54 810	224 285
	Establishments with 1 to 4 employees	8	a	D	D
	Establishments with 5 to 9 employees	4	b	D	D
	Establishments with 10 to 19 employees	10	133	2 126	8 934
	Establishments with 20 to 49 employees	13	433	8 469	29 625
	Establishments with 50 to 99 employees	4	e	D	D
	Establishments with 100 to 249 employees	5	856	15 382	68 584
	Establishments with 250 to 499 employees	1	e	D	D
	Establishments with 500 to 999 employees	—	—	—	—
	Establishments with 1,000 employees or more	1	g	D	D
334220	Radio and television broadcasting and wireless communications equipment manufacturing				
	All establishments	46	3 118	54 810	224 285
	Establishments with 1 to 4 employees	8	a	D	D
	Establishments with 5 to 9 employees	4	b	D	D
	Establishments with 10 to 19 employees	10	133	2 126	8 934
	Establishments with 20 to 49 employees	13	433	8 469	29 625
	Establishments with 50 to 99 employees	4	e	D	D
	Establishments with 100 to 249 employees	5	856	15 382	68 584
	Establishments with 250 to 499 employees	1	e	D	D
	Establishments with 500 to 999 employees	—	—	—	—
	Establishments with 1,000 employees or more	1	g	D	D
33429	Other communications equipment manufacturing				
	All establishments	22	896	9 369	43 145
	Establishments with 1 to 4 employees	10	a	D	D
	Establishments with 5 to 9 employees	2	a	D	D
	Establishments with 10 to 19 employees	4	b	D	D
	Establishments with 20 to 49 employees	4	c	D	D
	Establishments with 50 to 99 employees	—	—	—	—
	Establishments with 100 to 249 employees	—	—	—	—
	Establishments with 250 to 499 employees	2	f	D	D
	Establishments with 500 to 999 employees	—	—	—	—
	Establishments with 1,000 employees or more	—	—	—	—
334290	Other communications equipment manufacturing				
	All establishments	22	896	9 369	43 145
	Establishments with 1 to 4 employees	10	a	D	D
	Establishments with 5 to 9 employees	2	a	D	D
	Establishments with 10 to 19 employees	4	b	D	D
	Establishments with 20 to 49 employees	4	c	D	D
	Establishments with 50 to 99 employees	—	—	—	—
	Establishments with 100 to 249 employees	—	—	—	—
	Establishments with 250 to 499 employees	2	f	D	D
	Establishments with 500 to 999 employees	—	—	—	—
	Establishments with 1,000 employees or more	—	—	—	—
3343	Audio and video equipment manufacturing				
	All establishments	19	g	D	D
	Establishments with 1 to 4 employees	13	20	163	681
	Establishments with 5 to 9 employees	—	—	—	—
	Establishments with 10 to 19 employees	3	b	D	D
	Establishments with 20 to 49 employees	1	b	D	D
	Establishments with 50 to 99 employees	—	—	—	—
	Establishments with 100 to 249 employees	1	c	D	D
	Establishments with 250 to 499 employees	—	—	—	—
	Establishments with 500 to 999 employees	—	—	—	—
	Establishments with 1,000 employees or more	1	g	D	D
33431	Audio and video equipment manufacturing				
	All establishments	19	g	D	D
	Establishments with 1 to 4 employees	13	20	163	681
	Establishments with 5 to 9 employees	—	—	—	—
	Establishments with 10 to 19 employees	3	b	D	D
	Establishments with 20 to 49 employees	1	b	D	D
	Establishments with 50 to 99 employees	—	—	—	—
	Establishments with 100 to 249 employees	1	c	D	D
	Establishments with 250 to 499 employees	—	—	—	—
	Establishments with 500 to 999 employees	—	—	—	—
	Establishments with 1,000 employees or more	1	g	D	D
334310	Audio and video equipment manufacturing				
	All establishments	19	g	D	D
	Establishments with 1 to 4 employees	13	20	163	681
	Establishments with 5 to 9 employees	—	—	—	—
	Establishments with 10 to 19 employees	3	b	D	D
	Establishments with 20 to 49 employees	1	b	D	D
	Establishments with 50 to 99 employees	—	—	—	—
	Establishments with 100 to 249 employees	1	c	D	D
	Establishments with 250 to 499 employees	—	—	—	—
	Establishments with 500 to 999 employees	—	—	—	—
	Establishments with 1,000 employees or more	1	g	D	D

See footnotes at end of table.

Table 2. Establishments, Employees, and Payroll by Industry and Employment Size of Establishments for the State: 2004—Con.

[Excludes most government employees, railroad employees, and self-employed persons. Size class 1 to 4 employees includes establishments having payroll, but no employees, during mid-March pay period. For meaning of abbreviations and symbols, see introductory text. For explanation of terms, see Appendix A. For statement on reliability, see the note at the end of the table and Appendix C]

NAICS code	Geography, kind of business, and employment size class	Establishments (number)	Paid employees for pay period including March 12 (number)	First-quarter payroll (\$1,000)	Annual payroll (\$1,000)
	NEW JERSEY—Con.				
31-33	Manufacturing—Con.				
334	Computer and electronic product manufacturing—Con.				
3343	Audio and video equipment manufacturing—Con.				
33431	Audio and video equipment manufacturing—Con.				
334310	Audio and video equipment manufacturing—Con.				
	All establishments—Con.				
	Establishments with 1,000 employees or more	1	g	D	D
3344	Semiconductor and other electronic component manufacturing				
	All establishments	173	7 274	86 535	353 095
	Establishments with 1 to 4 employees	33	78	722	3 591
	Establishments with 5 to 9 employees	25	183	1 559	7 567
	Establishments with 10 to 19 employees	29	411	4 313	18 459
	Establishments with 20 to 49 employees	48	1 559	16 818	77 035
	Establishments with 50 to 99 employees	22	1 605	16 915	67 819
	Establishments with 100 to 249 employees	10	1 221	12 931	52 679
	Establishments with 250 to 499 employees	6	2 217	33 277	125 945
	Establishments with 500 to 999 employees	—	—	—	—
	Establishments with 1,000 employees or more	—	—	—	—
33441	Semiconductor and other electronic component manufacturing				
	All establishments	173	7 274	86 535	353 095
	Establishments with 1 to 4 employees	33	78	722	3 591
	Establishments with 5 to 9 employees	25	183	1 559	7 567
	Establishments with 10 to 19 employees	29	411	4 313	18 459
	Establishments with 20 to 49 employees	48	1 559	16 818	77 035
	Establishments with 50 to 99 employees	22	1 605	16 915	67 819
	Establishments with 100 to 249 employees	10	1 221	12 931	52 679
	Establishments with 250 to 499 employees	6	2 217	33 277	125 945
	Establishments with 500 to 999 employees	—	—	—	—
	Establishments with 1,000 employees or more	—	—	—	—
334411	Electron tube manufacturing				
	All establishments	4	229	1 858	8 588
	Establishments with 1 to 4 employees	—	—	—	—
	Establishments with 5 to 9 employees	—	—	—	—
	Establishments with 10 to 19 employees	—	—	—	—
	Establishments with 20 to 49 employees	3	b	D	D
	Establishments with 50 to 99 employees	—	—	—	—
	Establishments with 100 to 249 employees	1	c	D	D
	Establishments with 250 to 499 employees	—	—	—	—
	Establishments with 500 to 999 employees	—	—	—	—
	Establishments with 1,000 employees or more	—	—	—	—
334412	Bare printed circuit board manufacturing				
	All establishments	17	250	2 440	11 155
	Establishments with 1 to 4 employees	3	a	D	D
	Establishments with 5 to 9 employees	4	b	D	D
	Establishments with 10 to 19 employees	5	66	591	2 559
	Establishments with 20 to 49 employees	5	143	1 591	6 697
	Establishments with 50 to 99 employees	—	—	—	—
	Establishments with 100 to 249 employees	—	—	—	—
	Establishments with 250 to 499 employees	—	—	—	—
	Establishments with 500 to 999 employees	—	—	—	—
	Establishments with 1,000 employees or more	—	—	—	—
334413	Semiconductor and related device manufacturing				
	All establishments	35	1 986	33 869	128 000
	Establishments with 1 to 4 employees	8	b	D	D
	Establishments with 5 to 9 employees	5	36	505	1 947
	Establishments with 10 to 19 employees	4	47	451	2 217
	Establishments with 20 to 49 employees	9	312	4 137	20 057
	Establishments with 50 to 99 employees	5	371	5 069	20 247
	Establishments with 100 to 249 employees	1	c	D	D
	Establishments with 250 to 499 employees	3	1 093	21 842	75 467
	Establishments with 500 to 999 employees	—	—	—	—
	Establishments with 1,000 employees or more	—	—	—	—
334414	Electronic capacitor manufacturing				
	All establishments	3	c	D	D
	Establishments with 1 to 4 employees	—	—	—	—
	Establishments with 5 to 9 employees	—	—	—	—
	Establishments with 10 to 19 employees	—	—	—	—
	Establishments with 20 to 49 employees	1	b	D	D
	Establishments with 50 to 99 employees	2	c	D	D
	Establishments with 100 to 249 employees	—	—	—	—
	Establishments with 250 to 499 employees	—	—	—	—
	Establishments with 500 to 999 employees	—	—	—	—
	Establishments with 1,000 employees or more	—	—	—	—

See footnotes at end of table.

Table 2. Establishments, Employees, and Payroll by Industry and Employment Size of Establishments for the State: 2004—Con.

[Excludes most government employees, railroad employees, and self-employed persons. Size class 1 to 4 employees includes establishments having payroll, but no employees, during mid-March pay period. For meaning of abbreviations and symbols, see introductory text. For explanation of terms, see Appendix A. For statement on reliability, see the note at the end of the table and Appendix C]

NAICS code	Geography, kind of business, and employment size class	Establishments (number)	Paid employees for pay period including March 12 (number)	First-quarter payroll (\$1,000)	Annual payroll (\$1,000)
	NEW JERSEY—Con.				
31-33	Manufacturing—Con.				
334	Computer and electronic product manufacturing—Con.				
3344	Semiconductor and other electronic component manufacturing—Con.				
33441	Semiconductor and other electronic component manufacturing—Con.				
334415	Electronic resistor manufacturing				
	All establishments	3	c	D	D
	Establishments with 1 to 4 employees	—	—	—	—
	Establishments with 5 to 9 employees	—	—	—	—
	Establishments with 10 to 19 employees	1	a	D	D
	Establishments with 20 to 49 employees	—	—	—	—
	Establishments with 50 to 99 employees	1	b	D	D
	Establishments with 100 to 249 employees	1	c	D	D
	Establishments with 250 to 499 employees	—	—	—	—
	Establishments with 500 to 999 employees	—	—	—	—
	Establishments with 1,000 employees or more	—	—	—	—
334416	Electronic coil, transformer, and other inductor manufacturing				
	All establishments	10	368	3 938	15 732
	Establishments with 1 to 4 employees	3	a	D	D
	Establishments with 5 to 9 employees	2	a	D	D
	Establishments with 10 to 19 employees	1	a	D	D
	Establishments with 20 to 49 employees	2	b	D	D
	Establishments with 50 to 99 employees	1	b	D	D
	Establishments with 100 to 249 employees	1	c	D	D
	Establishments with 250 to 499 employees	—	—	—	—
	Establishments with 500 to 999 employees	—	—	—	—
	Establishments with 1,000 employees or more	—	—	—	—
334417	Electronic connector manufacturing				
	All establishments	13	468	4 052	17 810
	Establishments with 1 to 4 employees	3	6	54	262
	Establishments with 5 to 9 employees	1	a	D	D
	Establishments with 10 to 19 employees	2	b	D	D
	Establishments with 20 to 49 employees	4	131	1 322	7 291
	Establishments with 50 to 99 employees	2	c	D	D
	Establishments with 100 to 249 employees	1	c	D	D
	Establishments with 250 to 499 employees	—	—	—	—
	Establishments with 500 to 999 employees	—	—	—	—
	Establishments with 1,000 employees or more	—	—	—	—
334418	Printed circuit assembly (electronic assembly) manufacturing				
	All establishments	20	882	7 828	31 712
	Establishments with 1 to 4 employees	2	a	D	D
	Establishments with 5 to 9 employees	3	23	172	663
	Establishments with 10 to 19 employees	4	63	961	3 986
	Establishments with 20 to 49 employees	3	c	D	D
	Establishments with 50 to 99 employees	6	421	3 553	14 386
	Establishments with 100 to 249 employees	2	c	D	D
	Establishments with 250 to 499 employees	—	—	—	—
	Establishments with 500 to 999 employees	—	—	—	—
	Establishments with 1,000 employees or more	—	—	—	—
334419	Other electronic component manufacturing				
	All establishments	68	2 699	28 625	124 069
	Establishments with 1 to 4 employees	14	33	447	1 569
	Establishments with 5 to 9 employees	10	72	516	3 103
	Establishments with 10 to 19 employees	12	172	1 736	7 320
	Establishments with 20 to 49 employees	21	634	6 531	29 831
	Establishments with 50 to 99 employees	3	342	4 413	16 269
	Establishments with 100 to 249 employees	5	322	3 547	15 499
	Establishments with 250 to 499 employees	3	1 124	11 435	50 478
	Establishments with 500 to 999 employees	—	—	—	—
	Establishments with 1,000 employees or more	—	—	—	—
3345	Navigational, measuring, electromedical, and control instruments manufacturing				
	All establishments	175	13 309	204 617	844 123
	Establishments with 1 to 4 employees	49	b	D	D
	Establishments with 5 to 9 employees	32	216	2 340	9 887
	Establishments with 10 to 19 employees	26	336	3 940	16 543
	Establishments with 20 to 49 employees	29	1 015	14 705	60 869
	Establishments with 50 to 99 employees	16	1 099	14 115	60 596
	Establishments with 100 to 249 employees	11	1 561	24 317	104 138
	Establishments with 250 to 499 employees	8	2 787	45 393	174 307
	Establishments with 500 to 999 employees	2	g	D	D
	Establishments with 1,000 employees or more	2	h	D	D
33451	Navigational, measuring, electromedical, and control instruments manufacturing				

See footnotes at end of table.

Table 2. Establishments, Employees, and Payroll by Industry and Employment Size of Establishments for the State: 2004—Con.

[Excludes most government employees, railroad employees, and self-employed persons. Size class 1 to 4 employees includes establishments having payroll, but no employees, during mid-March pay period. For meaning of abbreviations and symbols, see introductory text. For explanation of terms, see Appendix A. For statement on reliability, see the note at the end of the table and Appendix C]

NAICS code	Geography, kind of business, and employment size class	Establishments (number)	Paid employees for pay period including March 12 (number)	First-quarter payroll (\$1,000)	Annual payroll (\$1,000)
	NEW JERSEY—Con.				
31-33	Manufacturing—Con.				
334	Computer and electronic product manufacturing—Con.				
3345	Navigational, measuring, electromedical, and control instruments manufacturing—Con.				
33451	Navigational, measuring, electromedical, and control instruments manufacturing—Con.				
	All establishments	175	13 309	204 617	844 123
	Establishments with 1 to 4 employees	49	b	D	D
	Establishments with 5 to 9 employees	32	216	2 340	9 887
	Establishments with 10 to 19 employees	26	336	3 940	16 543
	Establishments with 20 to 49 employees	29	1 015	14 705	60 869
	Establishments with 50 to 99 employees	16	1 099	14 115	60 596
	Establishments with 100 to 249 employees	11	1 561	24 317	104 138
	Establishments with 250 to 499 employees	8	2 787	45 393	174 307
	Establishments with 500 to 999 employees	2	g	D	D
	Establishments with 1,000 employees or more	2	h	D	D
334510	Electromedical and electrotherapeutic apparatus manufacturing				
	All establishments	20	2 009	26 972	111 908
	Establishments with 1 to 4 employees	3	a	D	D
	Establishments with 5 to 9 employees	1	a	D	D
	Establishments with 10 to 19 employees	2	b	D	D
	Establishments with 20 to 49 employees	5	199	3 536	15 098
	Establishments with 50 to 99 employees	4	269	2 820	13 448
	Establishments with 100 to 249 employees	1	c	D	D
	Establishments with 250 to 499 employees	4	1 343	19 024	77 265
	Establishments with 500 to 999 employees	—	—	—	—
	Establishments with 1,000 employees or more	—	—	—	—
334511	Search, detection, navigation, guidance, aeronautical, and nautical system and instrument manufacturing				
	All establishments	29	7 363	120 065	491 104
	Establishments with 1 to 4 employees	8	a	D	D
	Establishments with 5 to 9 employees	5	36	420	1 542
	Establishments with 10 to 19 employees	3	36	446	1 547
	Establishments with 20 to 49 employees	6	185	2 004	8 002
	Establishments with 50 to 99 employees	—	—	—	—
	Establishments with 100 to 249 employees	1	c	D	D
	Establishments with 250 to 499 employees	2	f	D	D
	Establishments with 500 to 999 employees	2	g	D	D
	Establishments with 1,000 employees or more	2	h	D	D
334512	Automatic environmental control manufacturing for residential, commercial, and appliance use				
	All establishments	14	192	2 592	12 259
	Establishments with 1 to 4 employees	6	a	D	D
	Establishments with 5 to 9 employees	2	a	D	D
	Establishments with 10 to 19 employees	3	34	277	1 393
	Establishments with 20 to 49 employees	3	131	2 089	9 465
	Establishments with 50 to 99 employees	—	—	—	—
	Establishments with 100 to 249 employees	—	—	—	—
	Establishments with 250 to 499 employees	—	—	—	—
	Establishments with 500 to 999 employees	—	—	—	—
	Establishments with 1,000 employees or more	—	—	—	—
334513	Instruments and related products manufacturing for measuring, displaying, and controlling industrial process variables				
	All establishments	33	1 052	14 548	56 358
	Establishments with 1 to 4 employees	12	23	178	842
	Establishments with 5 to 9 employees	8	56	598	2 968
	Establishments with 10 to 19 employees	3	51	591	2 308
	Establishments with 20 to 49 employees	3	89	1 088	4 412
	Establishments with 50 to 99 employees	4	257	3 056	13 450
	Establishments with 100 to 249 employees	2	e	D	D
	Establishments with 250 to 499 employees	1	e	D	D
	Establishments with 500 to 999 employees	—	—	—	—
	Establishments with 1,000 employees or more	—	—	—	—
334514	Totalizing fluid meter and counting device manufacturing				
	All establishments	5	b	D	D
	Establishments with 1 to 4 employees	2	a	D	D
	Establishments with 5 to 9 employees	3	a	D	D
	Establishments with 10 to 19 employees	—	—	—	—
	Establishments with 20 to 49 employees	—	—	—	—
	Establishments with 50 to 99 employees	—	—	—	—
	Establishments with 100 to 249 employees	—	—	—	—
	Establishments with 250 to 499 employees	—	—	—	—
	Establishments with 500 to 999 employees	—	—	—	—
	Establishments with 1,000 employees or more	—	—	—	—

See footnotes at end of table.

Table 2. Establishments, Employees, and Payroll by Industry and Employment Size of Establishments for the State: 2004—Con.

[Excludes most government employees, railroad employees, and self-employed persons. Size class 1 to 4 employees includes establishments having payroll, but no employees, during mid-March pay period. For meaning of abbreviations and symbols, see introductory text. For explanation of terms, see Appendix A. For statement on reliability, see the note at the end of the table and Appendix C]

NAICS code	Geography, kind of business, and employment size class	Establishments (number)	Paid employees for pay period including March 12 (number)	First-quarter payroll (\$1,000)	Annual payroll (\$1,000)
	NEW JERSEY—Con.				
31-33	Manufacturing—Con.				
334	Computer and electronic product manufacturing—Con.				
3345	Navigational, measuring, electromedical, and control instruments manufacturing—Con.				
33451	Navigational, measuring, electromedical, and control instruments manufacturing—Con.				
334515	Instrument manufacturing for measuring and testing electricity and electrical signals				
	All establishments	29	673	11 442	51 150
	Establishments with 1 to 4 employees	8	15	203	1 034
	Establishments with 5 to 9 employees	5	b	D	D
	Establishments with 10 to 19 employees	6	76	965	4 132
	Establishments with 20 to 49 employees	6	206	3 546	12 785
	Establishments with 50 to 99 employees	2	c	D	D
	Establishments with 100 to 249 employees	2	c	D	D
	Establishments with 250 to 499 employees	—	—	—	—
	Establishments with 500 to 999 employees	—	—	—	—
	Establishments with 1,000 employees or more	—	—	—	—
334516	Analytical laboratory instrument manufacturing				
	All establishments	23	1 424	22 071	94 688
	Establishments with 1 to 4 employees	5	9	83	399
	Establishments with 5 to 9 employees	4	27	325	1 390
	Establishments with 10 to 19 employees	3	36	470	2 275
	Establishments with 20 to 49 employees	3	103	1 125	5 300
	Establishments with 50 to 99 employees	3	c	D	D
	Establishments with 100 to 249 employees	4	618	10 422	44 189
	Establishments with 250 to 499 employees	1	e	D	D
	Establishments with 500 to 999 employees	—	—	—	—
	Establishments with 1,000 employees or more	—	—	—	—
334517	Irradiation apparatus manufacturing				
	All establishments	3	137	1 419	5 705
	Establishments with 1 to 4 employees	—	—	—	—
	Establishments with 5 to 9 employees	—	—	—	—
	Establishments with 10 to 19 employees	2	b	D	D
	Establishments with 20 to 49 employees	—	—	—	—
	Establishments with 50 to 99 employees	—	—	—	—
	Establishments with 100 to 249 employees	1	c	D	D
	Establishments with 250 to 499 employees	—	—	—	—
	Establishments with 500 to 999 employees	—	—	—	—
	Establishments with 1,000 employees or more	—	—	—	—
334518	Watch, clock, and part manufacturing				
	All establishments	1	a	D	D
	Establishments with 1 to 4 employees	1	a	D	D
	Establishments with 5 to 9 employees	—	—	—	—
	Establishments with 10 to 19 employees	—	—	—	—
	Establishments with 20 to 49 employees	—	—	—	—
	Establishments with 50 to 99 employees	—	—	—	—
	Establishments with 100 to 249 employees	—	—	—	—
	Establishments with 250 to 499 employees	—	—	—	—
	Establishments with 500 to 999 employees	—	—	—	—
	Establishments with 1,000 employees or more	—	—	—	—
334519	Other measuring and controlling device manufacturing				
	All establishments	18	436	5 298	20 072
	Establishments with 1 to 4 employees	4	12	188	810
	Establishments with 5 to 9 employees	4	28	310	1 135
	Establishments with 10 to 19 employees	4	48	408	1 730
	Establishments with 20 to 49 employees	3	102	1 317	5 807
	Establishments with 50 to 99 employees	3	246	3 075	10 590
	Establishments with 100 to 249 employees	—	—	—	—
	Establishments with 250 to 499 employees	—	—	—	—
	Establishments with 500 to 999 employees	—	—	—	—
	Establishments with 1,000 employees or more	—	—	—	—
3346	Manufacturing and reproducing magnetic and optical media				
	All establishments	26	g	D	D
	Establishments with 1 to 4 employees	11	a	D	D
	Establishments with 5 to 9 employees	5	35	279	1 180
	Establishments with 10 to 19 employees	4	61	560	2 101
	Establishments with 20 to 49 employees	3	b	D	D
	Establishments with 50 to 99 employees	—	—	—	—
	Establishments with 100 to 249 employees	1	c	D	D
	Establishments with 250 to 499 employees	2	f	D	D
	Establishments with 500 to 999 employees	—	—	—	—
	Establishments with 1,000 employees or more	—	—	—	—

See footnotes at end of table.

Table 2. Establishments, Employees, and Payroll by Industry and Employment Size of Establishments for the State: 2004—Con.

[Excludes most government employees, railroad employees, and self-employed persons. Size class 1 to 4 employees includes establishments having payroll, but no employees, during mid-March pay period. For meaning of abbreviations and symbols, see introductory text. For explanation of terms, see Appendix A. For statement on reliability, see the note at the end of the table and Appendix C]

NAICS code	Geography, kind of business, and employment size class	Establishments (number)	Paid employees for pay period including March 12 (number)	First-quarter payroll (\$1,000)	Annual payroll (\$1,000)
31-33	NEW JERSEY—Con.				
	Manufacturing—Con.				
334	Computer and electronic product manufacturing—Con.				
3346	Manufacturing and reproducing magnetic and optical media—Con.				
33461	Manufacturing and reproducing magnetic and optical media				
	All establishments	26	g	D	D
	Establishments with 1 to 4 employees	11	a	D	D
	Establishments with 5 to 9 employees	5	35	279	1 180
	Establishments with 10 to 19 employees	4	61	560	2 101
	Establishments with 20 to 49 employees	3	b	D	D
	Establishments with 50 to 99 employees	—	—	—	—
	Establishments with 100 to 249 employees	1	c	D	D
	Establishments with 250 to 499 employees	2	f	D	D
	Establishments with 500 to 999 employees	—	—	—	—
	Establishments with 1,000 employees or more	—	—	—	—
334611	Software reproducing				
	All establishments	4	a	D	D
	Establishments with 1 to 4 employees	2	a	D	D
	Establishments with 5 to 9 employees	2	a	D	D
	Establishments with 10 to 19 employees	—	—	—	—
	Establishments with 20 to 49 employees	—	—	—	—
	Establishments with 50 to 99 employees	—	—	—	—
	Establishments with 100 to 249 employees	—	—	—	—
	Establishments with 250 to 499 employees	—	—	—	—
	Establishments with 500 to 999 employees	—	—	—	—
	Establishments with 1,000 employees or more	—	—	—	—
334612	Prerecorded compact disc (except software), tape, and record reproducing				
	All establishments	17	f	D	D
	Establishments with 1 to 4 employees	5	a	D	D
	Establishments with 5 to 9 employees	3	b	D	D
	Establishments with 10 to 19 employees	3	b	D	D
	Establishments with 20 to 49 employees	3	b	D	D
	Establishments with 50 to 99 employees	—	—	—	—
	Establishments with 100 to 249 employees	1	c	D	D
	Establishments with 250 to 499 employees	2	f	D	D
	Establishments with 500 to 999 employees	—	—	—	—
	Establishments with 1,000 employees or more	—	—	—	—
334613	Magnetic and optical recording media manufacturing				
	All establishments	5	23	161	646
	Establishments with 1 to 4 employees	4	a	D	D
	Establishments with 5 to 9 employees	—	—	—	—
	Establishments with 10 to 19 employees	1	a	D	D
	Establishments with 20 to 49 employees	—	—	—	—
	Establishments with 50 to 99 employees	—	—	—	—
	Establishments with 100 to 249 employees	—	—	—	—
	Establishments with 250 to 499 employees	—	—	—	—
	Establishments with 500 to 999 employees	—	—	—	—
	Establishments with 1,000 employees or more	—	—	—	—
335	Electrical equipment, appliance, and component manufacturing				
	All establishments	251	7 435	76 546	337 873
	Establishments with 1 to 4 employees	72	141	1 326	8 409
	Establishments with 5 to 9 employees	40	e	D	D
	Establishments with 10 to 19 employees	52	756	7 631	34 477
	Establishments with 20 to 49 employees	45	1 366	14 530	60 162
	Establishments with 50 to 99 employees	22	1 513	14 603	67 893
	Establishments with 100 to 249 employees	18	2 764	27 526	119 165
	Establishments with 250 to 499 employees	2	f	D	D
	Establishments with 500 to 999 employees	—	—	—	—
	Establishments with 1,000 employees or more	—	—	—	—
3351	Electric lighting equipment manufacturing				
	All establishments	61	1 907	17 529	79 021
	Establishments with 1 to 4 employees	17	b	D	D
	Establishments with 5 to 9 employees	9	b	D	D
	Establishments with 10 to 19 employees	11	c	D	D
	Establishments with 20 to 49 employees	12	e	D	D
	Establishments with 50 to 99 employees	6	e	D	D
	Establishments with 100 to 249 employees	6	914	8 796	38 833
	Establishments with 250 to 499 employees	—	—	—	—
	Establishments with 500 to 999 employees	—	—	—	—
	Establishments with 1,000 employees or more	—	—	—	—
33511	Electric lamp bulb and part manufacturing				
	All establishments	6	109	938	4 035
	Establishments with 1 to 4 employees	2	a	D	D
	Establishments with 5 to 9 employees	1	a	D	D
	Establishments with 10 to 19 employees	2	b	D	D
	Establishments with 20 to 49 employees	—	—	—	—
	Establishments with 50 to 99 employees	1	b	D	D
	Establishments with 100 to 249 employees	—	—	—	—
	Establishments with 250 to 499 employees	—	—	—	—
	Establishments with 500 to 999 employees	—	—	—	—
	Establishments with 1,000 employees or more	—	—	—	—

See footnotes at end of table.

Table 2. Establishments, Employees, and Payroll by Industry and Employment Size of Establishments for the State: 2004—Con.

[Excludes most government employees, railroad employees, and self-employed persons. Size class 1 to 4 employees includes establishments having payroll, but no employees, during mid-March pay period. For meaning of abbreviations and symbols, see introductory text. For explanation of terms, see Appendix A. For statement on reliability, see the note at the end of the table and Appendix C]

NAICS code	Geography, kind of business, and employment size class	Establishments (number)	Paid employees for pay period including March 12 (number)	First-quarter payroll (\$1,000)	Annual payroll (\$1,000)
NEW JERSEY—Con.					
31-33	Manufacturing—Con.				
335	Electrical equipment, appliance, and component manufacturing—Con.				
3351	Electric lighting equipment manufacturing—Con.				
33511	Electric lamp bulb and part manufacturing—Con.				
335110	Electric lamp bulb and part manufacturing				
	All establishments	6	109	938	4 035
	Establishments with 1 to 4 employees	2	a	D	D
	Establishments with 5 to 9 employees	1	a	D	D
	Establishments with 10 to 19 employees	2	b	D	D
	Establishments with 20 to 49 employees	—	—	—	—
	Establishments with 50 to 99 employees	1	b	D	D
	Establishments with 100 to 249 employees	—	—	—	—
	Establishments with 250 to 499 employees	—	—	—	—
	Establishments with 500 to 999 employees	—	—	—	—
	Establishments with 1,000 employees or more	—	—	—	—
33512	Lighting fixture manufacturing				
	All establishments	55	1 798	16 591	74 986
	Establishments with 1 to 4 employees	15	b	D	D
	Establishments with 5 to 9 employees	8	b	D	D
	Establishments with 10 to 19 employees	9	c	D	D
	Establishments with 20 to 49 employees	12	e	D	D
	Establishments with 50 to 99 employees	5	e	D	D
	Establishments with 100 to 249 employees	6	914	8 796	38 833
	Establishments with 250 to 499 employees	—	—	—	—
	Establishments with 500 to 999 employees	—	—	—	—
	Establishments with 1,000 employees or more	—	—	—	—
335121	Residential electric lighting fixture manufacturing				
	All establishments	18	388	2 879	11 596
	Establishments with 1 to 4 employees	6	a	D	D
	Establishments with 5 to 9 employees	3	a	D	D
	Establishments with 10 to 19 employees	3	b	D	D
	Establishments with 20 to 49 employees	5	c	D	D
	Establishments with 50 to 99 employees	—	—	—	—
	Establishments with 100 to 249 employees	1	c	D	D
	Establishments with 250 to 499 employees	—	—	—	—
	Establishments with 500 to 999 employees	—	—	—	—
	Establishments with 1,000 employees or more	—	—	—	—
335122	Commercial, industrial, and institutional electric lighting fixture manufacturing				
	All establishments	18	907	9 079	41 994
	Establishments with 1 to 4 employees	4	a	D	D
	Establishments with 5 to 9 employees	1	a	D	D
	Establishments with 10 to 19 employees	3	44	370	1 543
	Establishments with 20 to 49 employees	3	c	D	D
	Establishments with 50 to 99 employees	4	278	2 762	14 560
	Establishments with 100 to 249 employees	3	466	4 743	20 090
	Establishments with 250 to 499 employees	—	—	—	—
	Establishments with 500 to 999 employees	—	—	—	—
	Establishments with 1,000 employees or more	—	—	—	—
335129	Other lighting equipment manufacturing				
	All establishments	19	503	4 633	21 396
	Establishments with 1 to 4 employees	5	9	49	222
	Establishments with 5 to 9 employees	4	26	201	839
	Establishments with 10 to 19 employees	3	33	235	962
	Establishments with 20 to 49 employees	4	121	1 105	4 431
	Establishments with 50 to 99 employees	1	b	D	D
	Establishments with 100 to 249 employees	2	e	D	D
	Establishments with 250 to 499 employees	—	—	—	—
	Establishments with 500 to 999 employees	—	—	—	—
	Establishments with 1,000 employees or more	—	—	—	—
3352	Household appliance manufacturing				
	All establishments	9	179	1 356	5 785
	Establishments with 1 to 4 employees	5	a	D	D
	Establishments with 5 to 9 employees	—	—	—	—
	Establishments with 10 to 19 employees	1	a	D	D
	Establishments with 20 to 49 employees	1	b	D	D
	Establishments with 50 to 99 employees	2	c	D	D
	Establishments with 100 to 249 employees	—	—	—	—
	Establishments with 250 to 499 employees	—	—	—	—
	Establishments with 500 to 999 employees	—	—	—	—
	Establishments with 1,000 employees or more	—	—	—	—
33521	Small electrical appliance manufacturing				
	All establishments	5	c	D	D
	Establishments with 1 to 4 employees	3	a	D	D
	Establishments with 5 to 9 employees	—	—	—	—
	Establishments with 10 to 19 employees	—	—	—	—
	Establishments with 20 to 49 employees	1	b	D	D
	Establishments with 50 to 99 employees	1	b	D	D
	Establishments with 100 to 249 employees	—	—	—	—
	Establishments with 250 to 499 employees	—	—	—	—

See footnotes at end of table.

Table 2. Establishments, Employees, and Payroll by Industry and Employment Size of Establishments for the State: 2004—Con.

[Excludes most government employees, railroad employees, and self-employed persons. Size class 1 to 4 employees includes establishments having payroll, but no employees, during mid-March pay period. For meaning of abbreviations and symbols, see introductory text. For explanation of terms, see Appendix A. For statement on reliability, see the note at the end of the table and Appendix C]

NAICS code	Geography, kind of business, and employment size class	Establishments (number)	Paid employees for pay period including March 12 (number)	First-quarter payroll (\$1,000)	Annual payroll (\$1,000)
	NEW JERSEY—Con.				
31-33	Manufacturing—Con.				
335	Electrical equipment, appliance, and component manufacturing—Con.				
3352	Household appliance manufacturing—Con.				
33521	Small electrical appliance manufacturing—Con.				
	All establishments—Con.				
	Establishments with 500 to 999 employees	—	—	—	—
	Establishments with 1,000 employees or more	—	—	—	—
335211	Electric housewares and household fan manufacturing				
	All establishments	2	a	D	D
	Establishments with 1 to 4 employees	2	a	D	D
	Establishments with 5 to 9 employees	—	—	—	—
	Establishments with 10 to 19 employees	—	—	—	—
	Establishments with 20 to 49 employees	—	—	—	—
	Establishments with 50 to 99 employees	—	—	—	—
	Establishments with 100 to 249 employees	—	—	—	—
	Establishments with 250 to 499 employees	—	—	—	—
	Establishments with 500 to 999 employees	—	—	—	—
	Establishments with 1,000 employees or more	—	—	—	—
335212	Household vacuum cleaner manufacturing				
	All establishments	3	b	D	D
	Establishments with 1 to 4 employees	1	a	D	D
	Establishments with 5 to 9 employees	—	—	—	—
	Establishments with 10 to 19 employees	—	—	—	—
	Establishments with 20 to 49 employees	1	b	D	D
	Establishments with 50 to 99 employees	1	b	D	D
	Establishments with 100 to 249 employees	—	—	—	—
	Establishments with 250 to 499 employees	—	—	—	—
	Establishments with 500 to 999 employees	—	—	—	—
	Establishments with 1,000 employees or more	—	—	—	—
33522	Major appliance manufacturing				
	All establishments	4	b	D	D
	Establishments with 1 to 4 employees	2	a	D	D
	Establishments with 5 to 9 employees	—	—	—	—
	Establishments with 10 to 19 employees	1	a	D	D
	Establishments with 20 to 49 employees	—	—	—	—
	Establishments with 50 to 99 employees	1	b	D	D
	Establishments with 100 to 249 employees	—	—	—	—
	Establishments with 250 to 499 employees	—	—	—	—
	Establishments with 500 to 999 employees	—	—	—	—
	Establishments with 1,000 employees or more	—	—	—	—
335221	Household cooking appliance manufacturing				
	All establishments	1	a	D	D
	Establishments with 1 to 4 employees	—	—	—	—
	Establishments with 5 to 9 employees	—	—	—	—
	Establishments with 10 to 19 employees	1	a	D	D
	Establishments with 20 to 49 employees	—	—	—	—
	Establishments with 50 to 99 employees	—	—	—	—
	Establishments with 100 to 249 employees	—	—	—	—
	Establishments with 250 to 499 employees	—	—	—	—
	Establishments with 500 to 999 employees	—	—	—	—
	Establishments with 1,000 employees or more	—	—	—	—
335222	Household refrigerator and home freezer manufacturing				
	All establishments	1	a	D	D
	Establishments with 1 to 4 employees	1	a	D	D
	Establishments with 5 to 9 employees	—	—	—	—
	Establishments with 10 to 19 employees	—	—	—	—
	Establishments with 20 to 49 employees	—	—	—	—
	Establishments with 50 to 99 employees	—	—	—	—
	Establishments with 100 to 249 employees	—	—	—	—
	Establishments with 250 to 499 employees	—	—	—	—
	Establishments with 500 to 999 employees	—	—	—	—
	Establishments with 1,000 employees or more	—	—	—	—
335228	Other major household appliance manufacturing				
	All establishments	2	b	D	D
	Establishments with 1 to 4 employees	1	a	D	D
	Establishments with 5 to 9 employees	—	—	—	—
	Establishments with 10 to 19 employees	—	—	—	—
	Establishments with 20 to 49 employees	—	—	—	—
	Establishments with 50 to 99 employees	—	—	—	—
	Establishments with 100 to 249 employees	1	b	D	D
	Establishments with 250 to 499 employees	—	—	—	—
	Establishments with 500 to 999 employees	—	—	—	—
	Establishments with 1,000 employees or more	—	—	—	—

See footnotes at end of table.

Table 2. Establishments, Employees, and Payroll by Industry and Employment Size of Establishments for the State: 2004—Con.

[Excludes most government employees, railroad employees, and self-employed persons. Size class 1 to 4 employees includes establishments having payroll, but no employees, during mid-March pay period. For meaning of abbreviations and symbols, see introductory text. For explanation of terms, see Appendix A. For statement on reliability, see the note at the end of the table and Appendix C]

NAICS code	Geography, kind of business, and employment size class	Establishments (number)	Paid employees for pay period including March 12 (number)	First-quarter payroll (\$1,000)	Annual payroll (\$1,000)
	NEW JERSEY—Con.				
31-33	Manufacturing—Con.				
335	Electrical equipment, appliance, and component manufacturing—Con.				
3353	Electrical equipment manufacturing				
	All establishments	90	1 984	22 255	99 356
	Establishments with 1 to 4 employees	26	51	500	3 029
	Establishments with 5 to 9 employees	21	c	D	D
	Establishments with 10 to 19 employees	21	288	3 039	14 559
	Establishments with 20 to 49 employees	13	429	5 171	21 397
	Establishments with 50 to 99 employees	5	360	3 321	15 530
	Establishments with 100 to 249 employees	3	436	6 021	25 995
	Establishments with 250 to 499 employees	1	e	D	D
	Establishments with 500 to 999 employees	—	—	—	—
	Establishments with 1,000 employees or more	—	—	—	—
33531	Electrical equipment manufacturing				
	All establishments	90	1 984	22 255	99 356
	Establishments with 1 to 4 employees	26	51	500	3 029
	Establishments with 5 to 9 employees	21	c	D	D
	Establishments with 10 to 19 employees	21	288	3 039	14 559
	Establishments with 20 to 49 employees	13	429	5 171	21 397
	Establishments with 50 to 99 employees	5	360	3 321	15 530
	Establishments with 100 to 249 employees	3	436	6 021	25 995
	Establishments with 250 to 499 employees	1	e	D	D
	Establishments with 500 to 999 employees	—	—	—	—
	Establishments with 1,000 employees or more	—	—	—	—
335311	Power, distribution, and specialty transformer manufacturing				
	All establishments	18	337	2 891	13 519
	Establishments with 1 to 4 employees	5	12	104	603
	Establishments with 5 to 9 employees	3	21	161	684
	Establishments with 10 to 19 employees	6	73	492	2 134
	Establishments with 20 to 49 employees	2	b	D	D
	Establishments with 50 to 99 employees	2	c	D	D
	Establishments with 100 to 249 employees	—	—	—	—
	Establishments with 250 to 499 employees	—	—	—	—
	Establishments with 500 to 999 employees	—	—	—	—
	Establishments with 1,000 employees or more	—	—	—	—
335312	Motor and generator manufacturing				
	All establishments	15	309	3 390	14 490
	Establishments with 1 to 4 employees	3	6	45	185
	Establishments with 5 to 9 employees	5	b	D	D
	Establishments with 10 to 19 employees	1	a	D	D
	Establishments with 20 to 49 employees	5	173	2 202	8 768
	Establishments with 50 to 99 employees	1	b	D	D
	Establishments with 100 to 249 employees	—	—	—	—
	Establishments with 250 to 499 employees	—	—	—	—
	Establishments with 500 to 999 employees	—	—	—	—
	Establishments with 1,000 employees or more	—	—	—	—
335313	Switchgear and switchboard apparatus manufacturing				
	All establishments	17	569	7 605	33 531
	Establishments with 1 to 4 employees	6	10	71	873
	Establishments with 5 to 9 employees	4	31	252	1 488
	Establishments with 10 to 19 employees	2	b	D	D
	Establishments with 20 to 49 employees	2	b	D	D
	Establishments with 50 to 99 employees	—	—	—	—
	Establishments with 100 to 249 employees	3	436	6 021	25 995
	Establishments with 250 to 499 employees	—	—	—	—
	Establishments with 500 to 999 employees	—	—	—	—
	Establishments with 1,000 employees or more	—	—	—	—
335314	Relay and industrial control manufacturing				
	All establishments	40	769	8 369	37 816
	Establishments with 1 to 4 employees	12	23	280	1 368
	Establishments with 5 to 9 employees	9	57	446	2 328
	Establishments with 10 to 19 employees	12	166	2 055	9 975
	Establishments with 20 to 49 employees	4	111	1 113	4 772
	Establishments with 50 to 99 employees	2	c	D	D
	Establishments with 100 to 249 employees	—	—	—	—
	Establishments with 250 to 499 employees	1	e	D	D
	Establishments with 500 to 999 employees	—	—	—	—
	Establishments with 1,000 employees or more	—	—	—	—
3359	Other electrical equipment and component manufacturing				
	All establishments	91	3 365	35 406	153 711
	Establishments with 1 to 4 employees	24	48	492	2 937
	Establishments with 5 to 9 employees	10	b	D	D
	Establishments with 10 to 19 employees	19	e	D	D
	Establishments with 20 to 49 employees	19	575	6 175	25 801
	Establishments with 50 to 99 employees	9	622	6 444	29 054
	Establishments with 100 to 249 employees	9	1 414	12 709	54 337
	Establishments with 250 to 499 employees	1	e	D	D
	Establishments with 500 to 999 employees	—	—	—	—
	Establishments with 1,000 employees or more	—	—	—	—

See footnotes at end of table.

Table 2. Establishments, Employees, and Payroll by Industry and Employment Size of Establishments for the State: 2004—Con.

[Excludes most government employees, railroad employees, and self-employed persons. Size class 1 to 4 employees includes establishments having payroll, but no employees, during mid-March pay period. For meaning of abbreviations and symbols, see introductory text. For explanation of terms, see Appendix A. For statement on reliability, see the note at the end of the table and Appendix C]

NAICS code	Geography, kind of business, and employment size class	Establishments (number)	Paid employees for pay period including March 12 (number)	First-quarter payroll (\$1,000)	Annual payroll (\$1,000)
31-33	NEW JERSEY—Con.				
	Manufacturing—Con.				
335	Electrical equipment, appliance, and component manufacturing—Con.				
3359	Other electrical equipment and component manufacturing—Con.				
33591	Battery manufacturing				
	All establishments	3	e	D	D
	Establishments with 1 to 4 employees	—	—	—	—
	Establishments with 5 to 9 employees	—	—	—	—
	Establishments with 10 to 19 employees	1	a	D	D
	Establishments with 20 to 49 employees	—	—	—	—
	Establishments with 50 to 99 employees	—	—	—	—
	Establishments with 100 to 249 employees	1	c	D	D
	Establishments with 250 to 499 employees	1	e	D	D
	Establishments with 500 to 999 employees	—	—	—	—
	Establishments with 1,000 employees or more	—	—	—	—
335911	Storage battery manufacturing				
	All establishments	2	e	D	D
	Establishments with 1 to 4 employees	—	—	—	—
	Establishments with 5 to 9 employees	—	—	—	—
	Establishments with 10 to 19 employees	—	—	—	—
	Establishments with 20 to 49 employees	—	—	—	—
	Establishments with 50 to 99 employees	—	—	—	—
	Establishments with 100 to 249 employees	1	c	D	D
	Establishments with 250 to 499 employees	1	e	D	D
	Establishments with 500 to 999 employees	—	—	—	—
	Establishments with 1,000 employees or more	—	—	—	—
335912	Primary battery manufacturing				
	All establishments	1	a	D	D
	Establishments with 1 to 4 employees	—	—	—	—
	Establishments with 5 to 9 employees	—	—	—	—
	Establishments with 10 to 19 employees	1	a	D	D
	Establishments with 20 to 49 employees	—	—	—	—
	Establishments with 50 to 99 employees	—	—	—	—
	Establishments with 100 to 249 employees	—	—	—	—
	Establishments with 250 to 499 employees	—	—	—	—
	Establishments with 500 to 999 employees	—	—	—	—
	Establishments with 1,000 employees or more	—	—	—	—
33592	Communication and energy wire and cable manufacturing				
	All establishments	21	e	D	D
	Establishments with 1 to 4 employees	8	a	D	D
	Establishments with 5 to 9 employees	1	a	D	D
	Establishments with 10 to 19 employees	5	b	D	D
	Establishments with 20 to 49 employees	4	122	909	3 997
	Establishments with 50 to 99 employees	3	c	D	D
	Establishments with 100 to 249 employees	—	—	—	—
	Establishments with 250 to 499 employees	—	—	—	—
	Establishments with 500 to 999 employees	—	—	—	—
	Establishments with 1,000 employees or more	—	—	—	—
335921	Fiber optic cable manufacturing				
	All establishments	6	b	D	D
	Establishments with 1 to 4 employees	3	a	D	D
	Establishments with 5 to 9 employees	—	—	—	—
	Establishments with 10 to 19 employees	3	b	D	D
	Establishments with 20 to 49 employees	—	—	—	—
	Establishments with 50 to 99 employees	—	—	—	—
	Establishments with 100 to 249 employees	—	—	—	—
	Establishments with 250 to 499 employees	—	—	—	—
	Establishments with 500 to 999 employees	—	—	—	—
	Establishments with 1,000 employees or more	—	—	—	—
335929	Other communication and energy wire manufacturing				
	All establishments	15	365	3 252	14 234
	Establishments with 1 to 4 employees	5	a	D	D
	Establishments with 5 to 9 employees	1	a	D	D
	Establishments with 10 to 19 employees	2	b	D	D
	Establishments with 20 to 49 employees	4	122	909	3 997
	Establishments with 50 to 99 employees	3	c	D	D
	Establishments with 100 to 249 employees	—	—	—	—
	Establishments with 250 to 499 employees	—	—	—	—
	Establishments with 500 to 999 employees	—	—	—	—
	Establishments with 1,000 employees or more	—	—	—	—
33593	Wiring device manufacturing				
	All establishments	30	1 126	11 093	46 668
	Establishments with 1 to 4 employees	8	17	150	687
	Establishments with 5 to 9 employees	3	b	D	D
	Establishments with 10 to 19 employees	6	95	958	3 986
	Establishments with 20 to 49 employees	7	261	3 316	12 668
	Establishments with 50 to 99 employees	2	c	D	D
	Establishments with 100 to 249 employees	4	f	D	D
	Establishments with 250 to 499 employees	—	—	—	—
	Establishments with 500 to 999 employees	—	—	—	—
	Establishments with 1,000 employees or more	—	—	—	—

See footnotes at end of table.

Table 2. Establishments, Employees, and Payroll by Industry and Employment Size of Establishments for the State: 2004—Con.

[Excludes most government employees, railroad employees, and self-employed persons. Size class 1 to 4 employees includes establishments having payroll, but no employees, during mid-March pay period. For meaning of abbreviations and symbols, see introductory text. For explanation of terms, see Appendix A. For statement on reliability, see the note at the end of the table and Appendix C]

NAICS code	Geography, kind of business, and employment size class	Establishments (number)	Paid employees for pay period including March 12 (number)	First-quarter payroll (\$1,000)	Annual payroll (\$1,000)
NEW JERSEY—Con.					
31-33	Manufacturing—Con.				
335	Electrical equipment, appliance, and component manufacturing—Con.				
3359	Other electrical equipment and component manufacturing—Con.				
33593	Wiring device manufacturing—Con.				
335931	Current-carrying wiring device manufacturing				
	All establishments	21	723	7 465	30 448
	Establishments with 1 to 4 employees	3	7	49	338
	Establishments with 5 to 9 employees	3	b	D	D
	Establishments with 10 to 19 employees	6	95	958	3 986
	Establishments with 20 to 49 employees	6	c	D	D
	Establishments with 50 to 99 employees	1	b	D	D
	Establishments with 100 to 249 employees	2	e	D	D
	Establishments with 250 to 499 employees	—	—	—	—
	Establishments with 500 to 999 employees	—	—	—	—
	Establishments with 1,000 employees or more	—	—	—	—
335932	Noncurrent-carrying wiring device manufacturing				
	All establishments	9	403	3 628	16 220
	Establishments with 1 to 4 employees	5	10	101	349
	Establishments with 5 to 9 employees	—	—	—	—
	Establishments with 10 to 19 employees	—	—	—	—
	Establishments with 20 to 49 employees	1	b	D	D
	Establishments with 50 to 99 employees	1	b	D	D
	Establishments with 100 to 249 employees	2	e	D	D
	Establishments with 250 to 499 employees	—	—	—	—
	Establishments with 500 to 999 employees	—	—	—	—
	Establishments with 1,000 employees or more	—	—	—	—
33599	All other electrical equipment and component manufacturing				
	All establishments	37	1 341	13 198	59 774
	Establishments with 1 to 4 employees	8	a	D	D
	Establishments with 5 to 9 employees	6	b	D	D
	Establishments with 10 to 19 employees	7	c	D	D
	Establishments with 20 to 49 employees	8	192	1 950	9 136
	Establishments with 50 to 99 employees	4	289	3 234	15 738
	Establishments with 100 to 249 employees	4	683	6 225	26 352
	Establishments with 250 to 499 employees	—	—	—	—
	Establishments with 500 to 999 employees	—	—	—	—
	Establishments with 1,000 employees or more	—	—	—	—
335991	Carbon and graphite product manufacturing				
	All establishments	5	227	2 230	8 910
	Establishments with 1 to 4 employees	1	a	D	D
	Establishments with 5 to 9 employees	—	—	—	—
	Establishments with 10 to 19 employees	1	a	D	D
	Establishments with 20 to 49 employees	1	b	D	D
	Establishments with 50 to 99 employees	1	b	D	D
	Establishments with 100 to 249 employees	1	c	D	D
	Establishments with 250 to 499 employees	—	—	—	—
	Establishments with 500 to 999 employees	—	—	—	—
	Establishments with 1,000 employees or more	—	—	—	—
335999	All other miscellaneous electrical equipment and component manufacturing				
	All establishments	32	1 114	10 968	50 864
	Establishments with 1 to 4 employees	7	a	D	D
	Establishments with 5 to 9 employees	6	b	D	D
	Establishments with 10 to 19 employees	6	b	D	D
	Establishments with 20 to 49 employees	7	c	D	D
	Establishments with 50 to 99 employees	3	c	D	D
	Establishments with 100 to 249 employees	3	f	D	D
	Establishments with 250 to 499 employees	—	—	—	—
	Establishments with 500 to 999 employees	—	—	—	—
	Establishments with 1,000 employees or more	—	—	—	—
336	Transportation equipment manufacturing				
	All establishments	153	8 304	98 793	380 619
	Establishments with 1 to 4 employees	63	130	1 272	6 666
	Establishments with 5 to 9 employees	23	150	1 423	6 146
	Establishments with 10 to 19 employees	21	273	2 524	11 346
	Establishments with 20 to 49 employees	21	687	6 403	28 024
	Establishments with 50 to 99 employees	11	738	6 063	25 564
	Establishments with 100 to 249 employees	8	1 151	12 275	51 385
	Establishments with 250 to 499 employees	3	1 012	9 458	38 242
	Establishments with 500 to 999 employees	—	—	—	—
	Establishments with 1,000 employees or more	3	4 163	59 375	213 246
3361	Motor vehicle manufacturing				
	All establishments	9	h	D	D
	Establishments with 1 to 4 employees	4	a	D	D
	Establishments with 5 to 9 employees	—	—	—	—
	Establishments with 10 to 19 employees	—	—	—	—
	Establishments with 20 to 49 employees	3	b	D	D
	Establishments with 50 to 99 employees	—	—	—	—
	Establishments with 100 to 249 employees	—	—	—	—
	Establishments with 250 to 499 employees	—	—	—	—

See footnotes at end of table.

Table 2. Establishments, Employees, and Payroll by Industry and Employment Size of Establishments for the State: 2004—Con.

[Excludes most government employees, railroad employees, and self-employed persons. Size class 1 to 4 employees includes establishments having payroll, but no employees, during mid-March pay period. For meaning of abbreviations and symbols, see introductory text. For explanation of terms, see Appendix A. For statement on reliability, see the note at the end of the table and Appendix C]

NAICS code	Geography, kind of business, and employment size class	Establishments (number)	Paid employees for pay period including March 12 (number)	First-quarter payroll (\$1,000)	Annual payroll (\$1,000)
	NEW JERSEY—Con.				
31-33	Manufacturing—Con.				
336	Transportation equipment manufacturing—Con.				
3361	Motor vehicle manufacturing—Con.				
	All establishments—Con.				
	Establishments with 500 to 999 employees	—	—	—	—
	Establishments with 1,000 employees or more	2	h	D	D
33611	Automobile and light duty motor vehicle manufacturing				
	All establishments	8	h	D	D
	Establishments with 1 to 4 employees	3	a	D	D
	Establishments with 5 to 9 employees	—	—	—	—
	Establishments with 10 to 19 employees	—	—	—	—
	Establishments with 20 to 49 employees	3	b	D	D
	Establishments with 50 to 99 employees	—	—	—	—
	Establishments with 100 to 249 employees	—	—	—	—
	Establishments with 250 to 499 employees	—	—	—	—
	Establishments with 500 to 999 employees	—	—	—	—
	Establishments with 1,000 employees or more	2	h	D	D
336111	Automobile manufacturing				
	All establishments	3	b	D	D
	Establishments with 1 to 4 employees	2	a	D	D
	Establishments with 5 to 9 employees	—	—	—	—
	Establishments with 10 to 19 employees	—	—	—	—
	Establishments with 20 to 49 employees	1	b	D	D
	Establishments with 50 to 99 employees	—	—	—	—
	Establishments with 100 to 249 employees	—	—	—	—
	Establishments with 250 to 499 employees	—	—	—	—
	Establishments with 500 to 999 employees	—	—	—	—
	Establishments with 1,000 employees or more	—	—	—	—
336112	Light truck and utility vehicle manufacturing				
	All establishments	5	h	D	D
	Establishments with 1 to 4 employees	1	a	D	D
	Establishments with 5 to 9 employees	—	—	—	—
	Establishments with 10 to 19 employees	—	—	—	—
	Establishments with 20 to 49 employees	2	b	D	D
	Establishments with 50 to 99 employees	—	—	—	—
	Establishments with 100 to 249 employees	—	—	—	—
	Establishments with 250 to 499 employees	—	—	—	—
	Establishments with 500 to 999 employees	—	—	—	—
	Establishments with 1,000 employees or more	2	h	D	D
33612	Heavy duty truck manufacturing				
	All establishments	1	a	D	D
	Establishments with 1 to 4 employees	1	a	D	D
	Establishments with 5 to 9 employees	—	—	—	—
	Establishments with 10 to 19 employees	—	—	—	—
	Establishments with 20 to 49 employees	—	—	—	—
	Establishments with 50 to 99 employees	—	—	—	—
	Establishments with 100 to 249 employees	—	—	—	—
	Establishments with 250 to 499 employees	—	—	—	—
	Establishments with 500 to 999 employees	—	—	—	—
	Establishments with 1,000 employees or more	—	—	—	—
336120	Heavy duty truck manufacturing				
	All establishments	1	a	D	D
	Establishments with 1 to 4 employees	1	a	D	D
	Establishments with 5 to 9 employees	—	—	—	—
	Establishments with 10 to 19 employees	—	—	—	—
	Establishments with 20 to 49 employees	—	—	—	—
	Establishments with 50 to 99 employees	—	—	—	—
	Establishments with 100 to 249 employees	—	—	—	—
	Establishments with 250 to 499 employees	—	—	—	—
	Establishments with 500 to 999 employees	—	—	—	—
	Establishments with 1,000 employees or more	—	—	—	—
3362	Motor vehicle body and trailer manufacturing				
	All establishments	15	e	D	D
	Establishments with 1 to 4 employees	6	19	131	1 026
	Establishments with 5 to 9 employees	2	a	D	D
	Establishments with 10 to 19 employees	3	42	282	1 453
	Establishments with 20 to 49 employees	1	b	D	D
	Establishments with 50 to 99 employees	1	b	D	D
	Establishments with 100 to 249 employees	2	c	D	D
	Establishments with 250 to 499 employees	—	—	—	—
	Establishments with 500 to 999 employees	—	—	—	—
	Establishments with 1,000 employees or more	—	—	—	—
33621	Motor vehicle body and trailer manufacturing				
	All establishments	15	e	D	D
	Establishments with 1 to 4 employees	6	19	131	1 026
	Establishments with 5 to 9 employees	2	a	D	D
	Establishments with 10 to 19 employees	3	42	282	1 453
	Establishments with 20 to 49 employees	1	b	D	D
	Establishments with 50 to 99 employees	1	b	D	D
	Establishments with 100 to 249 employees	2	c	D	D

See footnotes at end of table.

Table 2. Establishments, Employees, and Payroll by Industry and Employment Size of Establishments for the State: 2004—Con.

[Excludes most government employees, railroad employees, and self-employed persons. Size class 1 to 4 employees includes establishments having payroll, but no employees, during mid-March pay period. For meaning of abbreviations and symbols, see introductory text. For explanation of terms, see Appendix A. For statement on reliability, see the note at the end of the table and Appendix C]

NAICS code	Geography, kind of business, and employment size class	Establishments (number)	Paid employees for pay period including March 12 (number)	First-quarter payroll (\$1,000)	Annual payroll (\$1,000)
	NEW JERSEY—Con.				
31-33	Manufacturing—Con.				
336	Transportation equipment manufacturing—Con.				
3362	Motor vehicle body and trailer manufacturing—Con.				
33621	Motor vehicle body and trailer manufacturing—Con.				
	All establishments—Con.				
	Establishments with 250 to 499 employees	—	—	—	—
	Establishments with 500 to 999 employees	—	—	—	—
	Establishments with 1,000 employees or more	—	—	—	—
336211	Motor vehicle body manufacturing				
	All establishments	8	336	2 698	12 531
	Establishments with 1 to 4 employees	2	a	D	D
	Establishments with 5 to 9 employees	1	a	D	D
	Establishments with 10 to 19 employees	1	a	D	D
	Establishments with 20 to 49 employees	1	b	D	D
	Establishments with 50 to 99 employees	1	b	D	D
	Establishments with 100 to 249 employees	2	c	D	D
	Establishments with 250 to 499 employees	—	—	—	—
	Establishments with 500 to 999 employees	—	—	—	—
	Establishments with 1,000 employees or more	—	—	—	—
336212	Truck trailer manufacturing				
	All establishments	3	b	D	D
	Establishments with 1 to 4 employees	2	a	D	D
	Establishments with 5 to 9 employees	—	—	—	—
	Establishments with 10 to 19 employees	1	a	D	D
	Establishments with 20 to 49 employees	—	—	—	—
	Establishments with 50 to 99 employees	—	—	—	—
	Establishments with 100 to 249 employees	—	—	—	—
	Establishments with 250 to 499 employees	—	—	—	—
	Establishments with 500 to 999 employees	—	—	—	—
	Establishments with 1,000 employees or more	—	—	—	—
336214	Travel trailer and camper manufacturing				
	All establishments	4	b	D	D
	Establishments with 1 to 4 employees	2	a	D	D
	Establishments with 5 to 9 employees	1	a	D	D
	Establishments with 10 to 19 employees	1	a	D	D
	Establishments with 20 to 49 employees	—	—	—	—
	Establishments with 50 to 99 employees	—	—	—	—
	Establishments with 100 to 249 employees	—	—	—	—
	Establishments with 250 to 499 employees	—	—	—	—
	Establishments with 500 to 999 employees	—	—	—	—
	Establishments with 1,000 employees or more	—	—	—	—
3363	Motor vehicle parts manufacturing				
	All establishments	65	1 533	13 271	55 314
	Establishments with 1 to 4 employees	25	b	D	D
	Establishments with 5 to 9 employees	11	b	D	D
	Establishments with 10 to 19 employees	9	121	1 107	4 948
	Establishments with 20 to 49 employees	9	287	2 413	9 752
	Establishments with 50 to 99 employees	8	546	4 773	19 471
	Establishments with 100 to 249 employees	3	461	3 879	16 182
	Establishments with 250 to 499 employees	—	—	—	—
	Establishments with 500 to 999 employees	—	—	—	—
	Establishments with 1,000 employees or more	—	—	—	—
33631	Motor vehicle gasoline engine and engine parts manufacturing				
	All establishments	16	491	4 528	20 486
	Establishments with 1 to 4 employees	6	a	D	D
	Establishments with 5 to 9 employees	5	32	413	1 665
	Establishments with 10 to 19 employees	—	—	—	—
	Establishments with 20 to 49 employees	2	b	D	D
	Establishments with 50 to 99 employees	1	b	D	D
	Establishments with 100 to 249 employees	2	e	D	D
	Establishments with 250 to 499 employees	—	—	—	—
	Establishments with 500 to 999 employees	—	—	—	—
	Establishments with 1,000 employees or more	—	—	—	—
336311	Carburetor, piston, piston ring, and valve manufacturing				
	All establishments	3	a	D	D
	Establishments with 1 to 4 employees	1	a	D	D
	Establishments with 5 to 9 employees	2	a	D	D
	Establishments with 10 to 19 employees	—	—	—	—
	Establishments with 20 to 49 employees	—	—	—	—
	Establishments with 50 to 99 employees	—	—	—	—
	Establishments with 100 to 249 employees	—	—	—	—
	Establishments with 250 to 499 employees	—	—	—	—
	Establishments with 500 to 999 employees	—	—	—	—
	Establishments with 1,000 employees or more	—	—	—	—

See footnotes at end of table.

Table 2. Establishments, Employees, and Payroll by Industry and Employment Size of Establishments for the State: 2004—Con.

[Excludes most government employees, railroad employees, and self-employed persons. Size class 1 to 4 employees includes establishments having payroll, but no employees, during mid-March pay period. For meaning of abbreviations and symbols, see introductory text. For explanation of terms, see Appendix A. For statement on reliability, see the note at the end of the table and Appendix C]

NAICS code	Geography, kind of business, and employment size class	Establishments (number)	Paid employees for pay period including March 12 (number)	First-quarter payroll (\$1,000)	Annual payroll (\$1,000)
	NEW JERSEY—Con.				
31-33	Manufacturing—Con.				
336	Transportation equipment manufacturing—Con.				
3363	Motor vehicle parts manufacturing—Con.				
33631	Motor vehicle gasoline engine and engine parts manufacturing—Con.				
336312	Gasoline engine and engine parts manufacturing				
	All establishments	13	e	D	D
	Establishments with 1 to 4 employees	5	a	D	D
	Establishments with 5 to 9 employees	3	a	D	D
	Establishments with 10 to 19 employees	—	—	—	—
	Establishments with 20 to 49 employees	2	b	D	D
	Establishments with 50 to 99 employees	1	b	D	D
	Establishments with 100 to 249 employees	2	e	D	D
	Establishments with 250 to 499 employees	—	—	—	—
	Establishments with 500 to 999 employees	—	—	—	—
	Establishments with 1,000 employees or more	—	—	—	—
33632	Motor vehicle electrical and electronic equipment manufacturing				
	All establishments	13	357	2 924	11 602
	Establishments with 1 to 4 employees	5	a	D	D
	Establishments with 5 to 9 employees	2	a	D	D
	Establishments with 10 to 19 employees	3	b	D	D
	Establishments with 20 to 49 employees	—	—	—	—
	Establishments with 50 to 99 employees	2	c	D	D
	Establishments with 100 to 249 employees	1	c	D	D
	Establishments with 250 to 499 employees	—	—	—	—
	Establishments with 500 to 999 employees	—	—	—	—
	Establishments with 1,000 employees or more	—	—	—	—
336321	Vehicular lighting equipment manufacturing				
	All establishments	3	c	D	D
	Establishments with 1 to 4 employees	—	—	—	—
	Establishments with 5 to 9 employees	—	—	—	—
	Establishments with 10 to 19 employees	2	b	D	D
	Establishments with 20 to 49 employees	—	—	—	—
	Establishments with 50 to 99 employees	1	b	D	D
	Establishments with 100 to 249 employees	—	—	—	—
	Establishments with 250 to 499 employees	—	—	—	—
	Establishments with 500 to 999 employees	—	—	—	—
	Establishments with 1,000 employees or more	—	—	—	—
336322	Other motor vehicle electrical and electronic equipment manufacturing				
	All establishments	10	c	D	D
	Establishments with 1 to 4 employees	5	a	D	D
	Establishments with 5 to 9 employees	2	a	D	D
	Establishments with 10 to 19 employees	1	a	D	D
	Establishments with 20 to 49 employees	—	—	—	—
	Establishments with 50 to 99 employees	1	b	D	D
	Establishments with 100 to 249 employees	1	c	D	D
	Establishments with 250 to 499 employees	—	—	—	—
	Establishments with 500 to 999 employees	—	—	—	—
	Establishments with 1,000 employees or more	—	—	—	—
33633	Motor vehicle steering and suspension component (except spring) manufacturing				
	All establishments	2	b	D	D
	Establishments with 1 to 4 employees	—	—	—	—
	Establishments with 5 to 9 employees	1	a	D	D
	Establishments with 10 to 19 employees	—	—	—	—
	Establishments with 20 to 49 employees	1	b	D	D
	Establishments with 50 to 99 employees	—	—	—	—
	Establishments with 100 to 249 employees	—	—	—	—
	Establishments with 250 to 499 employees	—	—	—	—
	Establishments with 500 to 999 employees	—	—	—	—
	Establishments with 1,000 employees or more	—	—	—	—
336330	Motor vehicle steering and suspension component (except spring) manufacturing				
	All establishments	2	b	D	D
	Establishments with 1 to 4 employees	—	—	—	—
	Establishments with 5 to 9 employees	1	a	D	D
	Establishments with 10 to 19 employees	—	—	—	—
	Establishments with 20 to 49 employees	1	b	D	D
	Establishments with 50 to 99 employees	—	—	—	—
	Establishments with 100 to 249 employees	—	—	—	—
	Establishments with 250 to 499 employees	—	—	—	—
	Establishments with 500 to 999 employees	—	—	—	—
	Establishments with 1,000 employees or more	—	—	—	—
33634	Motor vehicle brake system manufacturing				

See footnotes at end of table.

Table 2. **Establishments, Employees, and Payroll by Industry and Employment Size of Establishments for the State: 2004—Con.**

[Excludes most government employees, railroad employees, and self-employed persons. Size class 1 to 4 employees includes establishments having payroll, but no employees, during mid-March pay period. For meaning of abbreviations and symbols, see introductory text. For explanation of terms, see Appendix A. For statement on reliability, see the note at the end of the table and Appendix C]

NAICS code	Geography, kind of business, and employment size class	Establishments (number)	Paid employees for pay period including March 12 (number)	First-quarter payroll (\$1,000)	Annual payroll (\$1,000)
NEW JERSEY—Con.					
31-33	Manufacturing—Con.				
336	Transportation equipment manufacturing—Con.				
3363	Motor vehicle parts manufacturing—Con.				
33634	Motor vehicle brake system manufacturing—Con.				
	All establishments	5	b	D	D
	Establishments with 1 to 4 employees	2	a	D	D
	Establishments with 5 to 9 employees	—	—	—	—
	Establishments with 10 to 19 employees	2	b	D	D
	Establishments with 20 to 49 employees	1	b	D	D
	Establishments with 50 to 99 employees	—	—	—	—
	Establishments with 100 to 249 employees	—	—	—	—
	Establishments with 250 to 499 employees	—	—	—	—
	Establishments with 500 to 999 employees	—	—	—	—
	Establishments with 1,000 employees or more	—	—	—	—
336340	Motor vehicle brake system manufacturing				
	All establishments	5	b	D	D
	Establishments with 1 to 4 employees	2	a	D	D
	Establishments with 5 to 9 employees	—	—	—	—
	Establishments with 10 to 19 employees	2	b	D	D
	Establishments with 20 to 49 employees	1	b	D	D
	Establishments with 50 to 99 employees	—	—	—	—
	Establishments with 100 to 249 employees	—	—	—	—
	Establishments with 250 to 499 employees	—	—	—	—
	Establishments with 500 to 999 employees	—	—	—	—
	Establishments with 1,000 employees or more	—	—	—	—
33635	Motor vehicle transmission and power train parts manufacturing				
	All establishments	3	b	D	D
	Establishments with 1 to 4 employees	1	a	D	D
	Establishments with 5 to 9 employees	—	—	—	—
	Establishments with 10 to 19 employees	1	a	D	D
	Establishments with 20 to 49 employees	—	—	—	—
	Establishments with 50 to 99 employees	1	b	D	D
	Establishments with 100 to 249 employees	—	—	—	—
	Establishments with 250 to 499 employees	—	—	—	—
	Establishments with 500 to 999 employees	—	—	—	—
	Establishments with 1,000 employees or more	—	—	—	—
336350	Motor vehicle transmission and power train parts manufacturing				
	All establishments	3	b	D	D
	Establishments with 1 to 4 employees	1	a	D	D
	Establishments with 5 to 9 employees	—	—	—	—
	Establishments with 10 to 19 employees	1	a	D	D
	Establishments with 20 to 49 employees	—	—	—	—
	Establishments with 50 to 99 employees	1	b	D	D
	Establishments with 100 to 249 employees	—	—	—	—
	Establishments with 250 to 499 employees	—	—	—	—
	Establishments with 500 to 999 employees	—	—	—	—
	Establishments with 1,000 employees or more	—	—	—	—
33636	Motor vehicle seating and interior trim manufacturing				
	All establishments	6	291	2 363	8 441
	Establishments with 1 to 4 employees	1	a	D	D
	Establishments with 5 to 9 employees	—	—	—	—
	Establishments with 10 to 19 employees	—	—	—	—
	Establishments with 20 to 49 employees	2	b	D	D
	Establishments with 50 to 99 employees	3	c	D	D
	Establishments with 100 to 249 employees	—	—	—	—
	Establishments with 250 to 499 employees	—	—	—	—
	Establishments with 500 to 999 employees	—	—	—	—
	Establishments with 1,000 employees or more	—	—	—	—
336360	Motor vehicle seating and interior trim manufacturing				
	All establishments	6	291	2 363	8 441
	Establishments with 1 to 4 employees	1	a	D	D
	Establishments with 5 to 9 employees	—	—	—	—
	Establishments with 10 to 19 employees	—	—	—	—
	Establishments with 20 to 49 employees	2	b	D	D
	Establishments with 50 to 99 employees	3	c	D	D
	Establishments with 100 to 249 employees	—	—	—	—
	Establishments with 250 to 499 employees	—	—	—	—
	Establishments with 500 to 999 employees	—	—	—	—
	Establishments with 1,000 employees or more	—	—	—	—
33637	Motor vehicle metal stamping				
	All establishments	2	b	D	D
	Establishments with 1 to 4 employees	1	a	D	D
	Establishments with 5 to 9 employees	—	—	—	—
	Establishments with 10 to 19 employees	—	—	—	—
	Establishments with 20 to 49 employees	1	b	D	D
	Establishments with 50 to 99 employees	—	—	—	—
	Establishments with 100 to 249 employees	—	—	—	—
	Establishments with 250 to 499 employees	—	—	—	—
	Establishments with 500 to 999 employees	—	—	—	—
	Establishments with 1,000 employees or more	—	—	—	—

See footnotes at end of table.

Table 2. Establishments, Employees, and Payroll by Industry and Employment Size of Establishments for the State: 2004—Con.

[Excludes most government employees, railroad employees, and self-employed persons. Size class 1 to 4 employees includes establishments having payroll, but no employees, during mid-March pay period. For meaning of abbreviations and symbols, see introductory text. For explanation of terms, see Appendix A. For statement on reliability, see the note at the end of the table and Appendix C]

NAICS code	Geography, kind of business, and employment size class	Establishments (number)	Paid employees for pay period including March 12 (number)	First-quarter payroll (\$1,000)	Annual payroll (\$1,000)
	NEW JERSEY—Con.				
31-33	Manufacturing—Con.				
336	Transportation equipment manufacturing—Con.				
3363	Motor vehicle parts manufacturing—Con.				
33637	Motor vehicle metal stamping—Con.				
336370	Motor vehicle metal stamping				
	All establishments	2	b	D	D
	Establishments with 1 to 4 employees	1	a	D	D
	Establishments with 5 to 9 employees	—	—	—	—
	Establishments with 10 to 19 employees	—	—	—	—
	Establishments with 20 to 49 employees	1	b	D	D
	Establishments with 50 to 99 employees	—	—	—	—
	Establishments with 100 to 249 employees	—	—	—	—
	Establishments with 250 to 499 employees	—	—	—	—
	Establishments with 500 to 999 employees	—	—	—	—
	Establishments with 1,000 employees or more	—	—	—	—
33639	Other motor vehicle parts manufacturing				
	All establishments	18	211	1 822	8 072
	Establishments with 1 to 4 employees	9	20	128	550
	Establishments with 5 to 9 employees	3	18	158	667
	Establishments with 10 to 19 employees	3	38	357	1 413
	Establishments with 20 to 49 employees	2	b	D	D
	Establishments with 50 to 99 employees	1	b	D	D
	Establishments with 100 to 249 employees	—	—	—	—
	Establishments with 250 to 499 employees	—	—	—	—
	Establishments with 500 to 999 employees	—	—	—	—
	Establishments with 1,000 employees or more	—	—	—	—
336399	All other motor vehicle parts manufacturing				
	All establishments	18	211	1 822	8 072
	Establishments with 1 to 4 employees	9	20	128	550
	Establishments with 5 to 9 employees	3	18	158	667
	Establishments with 10 to 19 employees	3	38	357	1 413
	Establishments with 20 to 49 employees	2	b	D	D
	Establishments with 50 to 99 employees	1	b	D	D
	Establishments with 100 to 249 employees	—	—	—	—
	Establishments with 250 to 499 employees	—	—	—	—
	Establishments with 500 to 999 employees	—	—	—	—
	Establishments with 1,000 employees or more	—	—	—	—
3364	Aerospace product and parts manufacturing				
	All establishments	17	1 091	13 020	53 232
	Establishments with 1 to 4 employees	5	a	D	D
	Establishments with 5 to 9 employees	2	a	D	D
	Establishments with 10 to 19 employees	3	40	593	2 565
	Establishments with 20 to 49 employees	3	99	1 214	5 551
	Establishments with 50 to 99 employees	—	—	—	—
	Establishments with 100 to 249 employees	2	e	D	D
	Establishments with 250 to 499 employees	2	f	D	D
	Establishments with 500 to 999 employees	—	—	—	—
	Establishments with 1,000 employees or more	—	—	—	—
33641	Aerospace product and parts manufacturing				
	All establishments	17	1 091	13 020	53 232
	Establishments with 1 to 4 employees	5	a	D	D
	Establishments with 5 to 9 employees	2	a	D	D
	Establishments with 10 to 19 employees	3	40	593	2 565
	Establishments with 20 to 49 employees	3	99	1 214	5 551
	Establishments with 50 to 99 employees	—	—	—	—
	Establishments with 100 to 249 employees	2	e	D	D
	Establishments with 250 to 499 employees	2	f	D	D
	Establishments with 500 to 999 employees	—	—	—	—
	Establishments with 1,000 employees or more	—	—	—	—
336411	Aircraft manufacturing				
	All establishments	1	a	D	D
	Establishments with 1 to 4 employees	—	—	—	—
	Establishments with 5 to 9 employees	1	a	D	D
	Establishments with 10 to 19 employees	—	—	—	—
	Establishments with 20 to 49 employees	—	—	—	—
	Establishments with 50 to 99 employees	—	—	—	—
	Establishments with 100 to 249 employees	—	—	—	—
	Establishments with 250 to 499 employees	—	—	—	—
	Establishments with 500 to 999 employees	—	—	—	—
	Establishments with 1,000 employees or more	—	—	—	—
336412	Aircraft engine and engine parts manufacturing				
	All establishments	3	f	D	D
	Establishments with 1 to 4 employees	—	—	—	—
	Establishments with 5 to 9 employees	—	—	—	—
	Establishments with 10 to 19 employees	1	a	D	D
	Establishments with 20 to 49 employees	—	—	—	—
	Establishments with 50 to 99 employees	—	—	—	—
	Establishments with 100 to 249 employees	—	—	—	—
	Establishments with 250 to 499 employees	2	f	D	D
	Establishments with 500 to 999 employees	—	—	—	—

See footnotes at end of table.

Table 2. Establishments, Employees, and Payroll by Industry and Employment Size of Establishments for the State: 2004—Con.

[Excludes most government employees, railroad employees, and self-employed persons. Size class 1 to 4 employees includes establishments having payroll, but no employees, during mid-March pay period. For meaning of abbreviations and symbols, see introductory text. For explanation of terms, see Appendix A. For statement on reliability, see the note at the end of the table and Appendix C]

NAICS code	Geography, kind of business, and employment size class	Establishments (number)	Paid employees for pay period including March 12 (number)	First-quarter payroll (\$1,000)	Annual payroll (\$1,000)
	NEW JERSEY—Con.				
31-33	Manufacturing—Con.				
336	Transportation equipment manufacturing—Con.				
3364	Aerospace product and parts manufacturing—Con.				
33641	Aerospace product and parts manufacturing—Con.				
336412	Aircraft engine and engine parts manufacturing—Con.				
	All establishments—Con.				
	Establishments with 1,000 employees or more.....	—	—	—	—
336413	Other aircraft parts and auxiliary equipment manufacturing				
	All establishments.....	11	418	6 259	25 723
	Establishments with 1 to 4 employees.....	4	a	D	D
	Establishments with 5 to 9 employees.....	1	a	D	D
	Establishments with 10 to 19 employees.....	2	b	D	D
	Establishments with 20 to 49 employees.....	2	b	D	D
	Establishments with 50 to 99 employees.....	—	—	—	—
	Establishments with 100 to 249 employees.....	2	e	D	D
	Establishments with 250 to 499 employees.....	—	—	—	—
	Establishments with 500 to 999 employees.....	—	—	—	—
	Establishments with 1,000 employees or more.....	—	—	—	—
336419	Other guided missile and space vehicle parts and auxiliary equipment manufacturing				
	All establishments.....	2	b	D	D
	Establishments with 1 to 4 employees.....	1	a	D	D
	Establishments with 5 to 9 employees.....	—	—	—	—
	Establishments with 10 to 19 employees.....	—	—	—	—
	Establishments with 20 to 49 employees.....	1	b	D	D
	Establishments with 50 to 99 employees.....	—	—	—	—
	Establishments with 100 to 249 employees.....	—	—	—	—
	Establishments with 250 to 499 employees.....	—	—	—	—
	Establishments with 500 to 999 employees.....	—	—	—	—
	Establishments with 1,000 employees or more.....	—	—	—	—
3365	Railroad rolling stock manufacturing				
	All establishments.....	1	a	D	D
	Establishments with 1 to 4 employees.....	1	a	D	D
	Establishments with 5 to 9 employees.....	—	—	—	—
	Establishments with 10 to 19 employees.....	—	—	—	—
	Establishments with 20 to 49 employees.....	—	—	—	—
	Establishments with 50 to 99 employees.....	—	—	—	—
	Establishments with 100 to 249 employees.....	—	—	—	—
	Establishments with 250 to 499 employees.....	—	—	—	—
	Establishments with 500 to 999 employees.....	—	—	—	—
	Establishments with 1,000 employees or more.....	—	—	—	—
33651	Railroad rolling stock manufacturing				
	All establishments.....	1	a	D	D
	Establishments with 1 to 4 employees.....	1	a	D	D
	Establishments with 5 to 9 employees.....	—	—	—	—
	Establishments with 10 to 19 employees.....	—	—	—	—
	Establishments with 20 to 49 employees.....	—	—	—	—
	Establishments with 50 to 99 employees.....	—	—	—	—
	Establishments with 100 to 249 employees.....	—	—	—	—
	Establishments with 250 to 499 employees.....	—	—	—	—
	Establishments with 500 to 999 employees.....	—	—	—	—
	Establishments with 1,000 employees or more.....	—	—	—	—
336510	Railroad rolling stock manufacturing				
	All establishments.....	1	a	D	D
	Establishments with 1 to 4 employees.....	1	a	D	D
	Establishments with 5 to 9 employees.....	—	—	—	—
	Establishments with 10 to 19 employees.....	—	—	—	—
	Establishments with 20 to 49 employees.....	—	—	—	—
	Establishments with 50 to 99 employees.....	—	—	—	—
	Establishments with 100 to 249 employees.....	—	—	—	—
	Establishments with 250 to 499 employees.....	—	—	—	—
	Establishments with 500 to 999 employees.....	—	—	—	—
	Establishments with 1,000 employees or more.....	—	—	—	—
3366	Ship and boat building				
	All establishments.....	35	2 040	17 615	80 301
	Establishments with 1 to 4 employees.....	15	28	458	2 341
	Establishments with 5 to 9 employees.....	6	40	347	1 344
	Establishments with 10 to 19 employees.....	5	b	D	D
	Establishments with 20 to 49 employees.....	4	159	1 436	6 632
	Establishments with 50 to 99 employees.....	2	c	D	D
	Establishments with 100 to 249 employees.....	1	c	D	D
	Establishments with 250 to 499 employees.....	1	e	D	D
	Establishments with 500 to 999 employees.....	—	—	—	—
	Establishments with 1,000 employees or more.....	1	g	D	D

See footnotes at end of table.

Table 2. Establishments, Employees, and Payroll by Industry and Employment Size of Establishments for the State: 2004—Con.

[Excludes most government employees, railroad employees, and self-employed persons. Size class 1 to 4 employees includes establishments having payroll, but no employees, during mid-March pay period. For meaning of abbreviations and symbols, see introductory text. For explanation of terms, see Appendix A. For statement on reliability, see the note at the end of the table and Appendix C]

NAICS code	Geography, kind of business, and employment size class	Establishments (number)	Paid employees for pay period including March 12 (number)	First-quarter payroll (\$1,000)	Annual payroll (\$1,000)
	NEW JERSEY—Con.				
31-33	Manufacturing—Con.				
336	Transportation equipment manufacturing—Con.				
3366	Ship and boat building—Con.				
33661	Ship and boat building				
	All establishments	35	2 040	17 615	80 301
	Establishments with 1 to 4 employees	15	28	458	2 341
	Establishments with 5 to 9 employees	6	40	347	1 344
	Establishments with 10 to 19 employees	5	b	D	D
	Establishments with 20 to 49 employees	4	159	1 436	6 632
	Establishments with 50 to 99 employees	2	c	D	D
	Establishments with 100 to 249 employees	1	d	D	D
	Establishments with 250 to 499 employees	1	e	D	D
	Establishments with 500 to 999 employees	—	—	—	—
	Establishments with 1,000 employees or more	1	g	D	D
336611	Ship building and repairing				
	All establishments	15	g	D	D
	Establishments with 1 to 4 employees	5	a	D	D
	Establishments with 5 to 9 employees	4	b	D	D
	Establishments with 10 to 19 employees	4	b	D	D
	Establishments with 20 to 49 employees	1	b	D	D
	Establishments with 50 to 99 employees	—	—	—	—
	Establishments with 100 to 249 employees	—	—	—	—
	Establishments with 250 to 499 employees	—	—	—	—
	Establishments with 500 to 999 employees	—	—	—	—
	Establishments with 1,000 employees or more	1	g	D	D
336612	Boat building				
	All establishments	20	f	D	D
	Establishments with 1 to 4 employees	10	a	D	D
	Establishments with 5 to 9 employees	2	a	D	D
	Establishments with 10 to 19 employees	1	a	D	D
	Establishments with 20 to 49 employees	3	c	D	D
	Establishments with 50 to 99 employees	2	c	D	D
	Establishments with 100 to 249 employees	1	c	D	D
	Establishments with 250 to 499 employees	1	e	D	D
	Establishments with 500 to 999 employees	—	—	—	—
	Establishments with 1,000 employees or more	—	—	—	—
3369	Other transportation equipment manufacturing				
	All establishments	11	b	D	D
	Establishments with 1 to 4 employees	7	a	D	D
	Establishments with 5 to 9 employees	2	a	D	D
	Establishments with 10 to 19 employees	1	a	D	D
	Establishments with 20 to 49 employees	1	b	D	D
	Establishments with 50 to 99 employees	—	—	—	—
	Establishments with 100 to 249 employees	—	—	—	—
	Establishments with 250 to 499 employees	—	—	—	—
	Establishments with 500 to 999 employees	—	—	—	—
	Establishments with 1,000 employees or more	—	—	—	—
33699	Other transportation equipment manufacturing				
	All establishments	11	b	D	D
	Establishments with 1 to 4 employees	7	a	D	D
	Establishments with 5 to 9 employees	2	a	D	D
	Establishments with 10 to 19 employees	1	a	D	D
	Establishments with 20 to 49 employees	1	b	D	D
	Establishments with 50 to 99 employees	—	—	—	—
	Establishments with 100 to 249 employees	—	—	—	—
	Establishments with 250 to 499 employees	—	—	—	—
	Establishments with 500 to 999 employees	—	—	—	—
	Establishments with 1,000 employees or more	—	—	—	—
336991	Motorcycle, bicycle, and parts manufacturing				
	All establishments	4	a	D	D
	Establishments with 1 to 4 employees	4	a	D	D
	Establishments with 5 to 9 employees	—	—	—	—
	Establishments with 10 to 19 employees	—	—	—	—
	Establishments with 20 to 49 employees	—	—	—	—
	Establishments with 50 to 99 employees	—	—	—	—
	Establishments with 100 to 249 employees	—	—	—	—
	Establishments with 250 to 499 employees	—	—	—	—
	Establishments with 500 to 999 employees	—	—	—	—
	Establishments with 1,000 employees or more	—	—	—	—
336992	Military armored vehicle, tank, and tank component manufacturing				
	All establishments	1	b	D	D
	Establishments with 1 to 4 employees	—	—	—	—
	Establishments with 5 to 9 employees	—	—	—	—
	Establishments with 10 to 19 employees	—	—	—	—
	Establishments with 20 to 49 employees	1	b	D	D
	Establishments with 50 to 99 employees	—	—	—	—
	Establishments with 100 to 249 employees	—	—	—	—
	Establishments with 250 to 499 employees	—	—	—	—
	Establishments with 500 to 999 employees	—	—	—	—
	Establishments with 1,000 employees or more	—	—	—	—

See footnotes at end of table.

Table 2. Establishments, Employees, and Payroll by Industry and Employment Size of Establishments for the State: 2004—Con.

[Excludes most government employees, railroad employees, and self-employed persons. Size class 1 to 4 employees includes establishments having payroll, but no employees, during mid-March pay period. For meaning of abbreviations and symbols, see introductory text. For explanation of terms, see Appendix A. For statement on reliability, see the note at the end of the table and Appendix C]

NAICS code	Geography, kind of business, and employment size class	Establishments (number)	Paid employees for pay period including March 12 (number)	First-quarter payroll (\$1,000)	Annual payroll (\$1,000)
NEW JERSEY—Con.					
31-33	Manufacturing—Con.				
336	Transportation equipment manufacturing—Con.				
3369	Other transportation equipment manufacturing—Con.				
33699	Other transportation equipment manufacturing—Con.				
336999	All other transportation equipment manufacturing				
	All establishments	6	b	D	D
	Establishments with 1 to 4 employees	3	a	D	D
	Establishments with 5 to 9 employees	2	a	D	D
	Establishments with 10 to 19 employees	1	a	D	D
	Establishments with 20 to 49 employees	—	—	—	—
	Establishments with 50 to 99 employees	—	—	—	—
	Establishments with 100 to 249 employees	—	—	—	—
	Establishments with 250 to 499 employees	—	—	—	—
	Establishments with 500 to 999 employees	—	—	—	—
	Establishments with 1,000 employees or more	—	—	—	—
337	Furniture and related product manufacturing				
	All establishments	519	8 404	70 918	305 469
	Establishments with 1 to 4 employees	235	470	3 060	14 488
	Establishments with 5 to 9 employees	96	652	5 217	22 071
	Establishments with 10 to 19 employees	87	1 178	10 033	45 536
	Establishments with 20 to 49 employees	69	2 184	18 695	81 746
	Establishments with 50 to 99 employees	16	1 054	9 708	42 529
	Establishments with 100 to 249 employees	13	1 752	16 257	67 561
	Establishments with 250 to 499 employees	3	1 114	7 948	31 538
	Establishments with 500 to 999 employees	—	—	—	—
	Establishments with 1,000 employees or more	—	—	—	—
3371	Household and institutional furniture and kitchen cabinet manufacturing				
	All establishments	368	3 676	29 527	129 004
	Establishments with 1 to 4 employees	200	400	2 583	12 098
	Establishments with 5 to 9 employees	72	474	3 669	15 705
	Establishments with 10 to 19 employees	47	630	5 351	24 460
	Establishments with 20 to 49 employees	38	1 204	9 925	42 949
	Establishments with 50 to 99 employees	7	443	3 375	14 604
	Establishments with 100 to 249 employees	4	525	4 624	19 188
	Establishments with 250 to 499 employees	—	—	—	—
	Establishments with 500 to 999 employees	—	—	—	—
	Establishments with 1,000 employees or more	—	—	—	—
33711	Wood kitchen cabinet and countertop manufacturing				
	All establishments	217	1 942	16 149	70 654
	Establishments with 1 to 4 employees	121	245	1 684	7 637
	Establishments with 5 to 9 employees	45	300	2 198	9 735
	Establishments with 10 to 19 employees	32	428	3 793	17 477
	Establishments with 20 to 49 employees	14	413	3 488	15 890
	Establishments with 50 to 99 employees	2	c	D	D
	Establishments with 100 to 249 employees	3	e	D	D
	Establishments with 250 to 499 employees	—	—	—	—
	Establishments with 500 to 999 employees	—	—	—	—
	Establishments with 1,000 employees or more	—	—	—	—
337110	Wood kitchen cabinet and countertop manufacturing				
	All establishments	217	1 942	16 149	70 654
	Establishments with 1 to 4 employees	121	245	1 684	7 637
	Establishments with 5 to 9 employees	45	300	2 198	9 735
	Establishments with 10 to 19 employees	32	428	3 793	17 477
	Establishments with 20 to 49 employees	14	413	3 488	15 890
	Establishments with 50 to 99 employees	2	c	D	D
	Establishments with 100 to 249 employees	3	e	D	D
	Establishments with 250 to 499 employees	—	—	—	—
	Establishments with 500 to 999 employees	—	—	—	—
	Establishments with 1,000 employees or more	—	—	—	—
33712	Household and institutional furniture manufacturing				
	All establishments	151	1 734	13 378	58 350
	Establishments with 1 to 4 employees	79	155	899	4 461
	Establishments with 5 to 9 employees	27	174	1 471	5 970
	Establishments with 10 to 19 employees	15	202	1 558	6 983
	Establishments with 20 to 49 employees	24	791	6 437	27 059
	Establishments with 50 to 99 employees	5	e	D	D
	Establishments with 100 to 249 employees	1	c	D	D
	Establishments with 250 to 499 employees	—	—	—	—
	Establishments with 500 to 999 employees	—	—	—	—
	Establishments with 1,000 employees or more	—	—	—	—
337121	Upholstered household furniture manufacturing				
	All establishments	30	525	4 213	18 224
	Establishments with 1 to 4 employees	11	23	113	524
	Establishments with 5 to 9 employees	3	a	D	D
	Establishments with 10 to 19 employees	4	58	355	1 528
	Establishments with 20 to 49 employees	10	304	2 433	10 529
	Establishments with 50 to 99 employees	2	c	D	D
	Establishments with 100 to 249 employees	—	—	—	—
	Establishments with 250 to 499 employees	—	—	—	—

See footnotes at end of table.

Table 2. Establishments, Employees, and Payroll by Industry and Employment Size of Establishments for the State: 2004—Con.

[Excludes most government employees, railroad employees, and self-employed persons. Size class 1 to 4 employees includes establishments having payroll, but no employees, during mid-March pay period. For meaning of abbreviations and symbols, see introductory text. For explanation of terms, see Appendix A. For statement on reliability, see the note at the end of the table and Appendix C]

NAICS code	Geography, kind of business, and employment size class	Establishments (number)	Paid employees for pay period including March 12 (number)	First-quarter payroll (\$1,000)	Annual payroll (\$1,000)
NEW JERSEY—Con.					
31-33	Manufacturing—Con.				
337	Furniture and related product manufacturing—Con.				
3371	Household and institutional furniture and kitchen cabinet manufacturing—Con.				
33712	Household and institutional furniture manufacturing—Con.				
337121	Upholstered household furniture manufacturing—Con.				
	All establishments—Con.				
	Establishments with 500 to 999 employees	—	—	—	—
	Establishments with 1,000 employees or more	—	—	—	—
337122	Nonupholstered wood household furniture manufacturing				
	All establishments	84	568	4 118	18 372
	Establishments with 1 to 4 employees	53	b	D	D
	Establishments with 5 to 9 employees	17	112	791	3 426
	Establishments with 10 to 19 employees	7	96	792	3 649
	Establishments with 20 to 49 employees	6	179	1 547	6 553
	Establishments with 50 to 99 employees	1	b	D	D
	Establishments with 100 to 249 employees	—	—	—	—
	Establishments with 250 to 499 employees	—	—	—	—
	Establishments with 500 to 999 employees	—	—	—	—
	Establishments with 1,000 employees or more	—	—	—	—
337124	Metal household furniture manufacturing				
	All establishments	9	148	1 174	4 722
	Establishments with 1 to 4 employees	3	4	21	91
	Establishments with 5 to 9 employees	2	a	D	D
	Establishments with 10 to 19 employees	1	a	D	D
	Establishments with 20 to 49 employees	3	120	885	3 678
	Establishments with 50 to 99 employees	—	—	—	—
	Establishments with 100 to 249 employees	—	—	—	—
	Establishments with 250 to 499 employees	—	—	—	—
	Establishments with 500 to 999 employees	—	—	—	—
	Establishments with 1,000 employees or more	—	—	—	—
337125	Household furniture (except wood and metal) manufacturing				
	All establishments	2	a	D	D
	Establishments with 1 to 4 employees	2	a	D	D
	Establishments with 5 to 9 employees	—	—	—	—
	Establishments with 10 to 19 employees	—	—	—	—
	Establishments with 20 to 49 employees	—	—	—	—
	Establishments with 50 to 99 employees	—	—	—	—
	Establishments with 100 to 249 employees	—	—	—	—
	Establishments with 250 to 499 employees	—	—	—	—
	Establishments with 500 to 999 employees	—	—	—	—
	Establishments with 1,000 employees or more	—	—	—	—
337127	Institutional furniture manufacturing				
	All establishments	21	466	3 641	15 862
	Establishments with 1 to 4 employees	7	18	89	262
	Establishments with 5 to 9 employees	4	28	349	1 415
	Establishments with 10 to 19 employees	2	b	D	D
	Establishments with 20 to 49 employees	5	188	1 572	6 299
	Establishments with 50 to 99 employees	2	c	D	D
	Establishments with 100 to 249 employees	1	c	D	D
	Establishments with 250 to 499 employees	—	—	—	—
	Establishments with 500 to 999 employees	—	—	—	—
	Establishments with 1,000 employees or more	—	—	—	—
337129	Wood television, radio, and sewing machine cabinet manufacturing				
	All establishments	5	b	D	D
	Establishments with 1 to 4 employees	3	a	D	D
	Establishments with 5 to 9 employees	1	a	D	D
	Establishments with 10 to 19 employees	1	a	D	D
	Establishments with 20 to 49 employees	—	—	—	—
	Establishments with 50 to 99 employees	—	—	—	—
	Establishments with 100 to 249 employees	—	—	—	—
	Establishments with 250 to 499 employees	—	—	—	—
	Establishments with 500 to 999 employees	—	—	—	—
	Establishments with 1,000 employees or more	—	—	—	—
3372	Office furniture (including fixtures) manufacturing				
	All establishments	121	2 670	25 969	114 471
	Establishments with 1 to 4 employees	28	54	395	1 980
	Establishments with 5 to 9 employees	21	155	1 347	5 499
	Establishments with 10 to 19 employees	35	479	4 345	19 545
	Establishments with 20 to 49 employees	25	797	7 373	32 988
	Establishments with 50 to 99 employees	6	397	4 508	19 415
	Establishments with 100 to 249 employees	6	788	8 001	35 044
	Establishments with 250 to 499 employees	—	—	—	—
	Establishments with 500 to 999 employees	—	—	—	—
	Establishments with 1,000 employees or more	—	—	—	—

See footnotes at end of table.

Table 2. Establishments, Employees, and Payroll by Industry and Employment Size of Establishments for the State: 2004—Con.

[Excludes most government employees, railroad employees, and self-employed persons. Size class 1 to 4 employees includes establishments having payroll, but no employees, during mid-March pay period. For meaning of abbreviations and symbols, see introductory text. For explanation of terms, see Appendix A. For statement on reliability, see the note at the end of the table and Appendix C.]

NAICS code	Geography, kind of business, and employment size class	Establishments (number)	Paid employees for pay period including March 12 (number)	First-quarter payroll (\$1,000)	Annual payroll (\$1,000)
	NEW JERSEY—Con.				
31-33	Manufacturing—Con.				
337	Furniture and related product manufacturing—Con.				
3372	Office furniture (including fixtures) manufacturing—Con.				
33721	Office furniture (including fixtures) manufacturing				
	All establishments	121	2 670	25 969	114 471
	Establishments with 1 to 4 employees	28	54	395	1 980
	Establishments with 5 to 9 employees	21	155	1 347	5 499
	Establishments with 10 to 19 employees	35	479	4 345	19 545
	Establishments with 20 to 49 employees	25	797	7 373	32 988
	Establishments with 50 to 99 employees	6	397	4 508	19 415
	Establishments with 100 to 249 employees	6	788	8 001	35 044
	Establishments with 250 to 499 employees	—	—	—	—
	Establishments with 500 to 999 employees	—	—	—	—
	Establishments with 1,000 employees or more	—	—	—	—
337211	Wood office furniture manufacturing				
	All establishments	13	197	1 668	7 969
	Establishments with 1 to 4 employees	3	7	38	231
	Establishments with 5 to 9 employees	3	24	282	915
	Establishments with 10 to 19 employees	3	45	302	1 350
	Establishments with 20 to 49 employees	4	121	1 046	5 473
	Establishments with 50 to 99 employees	—	—	—	—
	Establishments with 100 to 249 employees	—	—	—	—
	Establishments with 250 to 499 employees	—	—	—	—
	Establishments with 500 to 999 employees	—	—	—	—
	Establishments with 1,000 employees or more	—	—	—	—
337212	Custom architectural woodwork and millwork manufacturing				
	All establishments	48	958	10 822	49 004
	Establishments with 1 to 4 employees	12	27	175	692
	Establishments with 5 to 9 employees	6	b	D	D
	Establishments with 10 to 19 employees	16	220	2 147	10 146
	Establishments with 20 to 49 employees	10	328	3 433	15 376
	Establishments with 50 to 99 employees	2	c	D	D
	Establishments with 100 to 249 employees	2	c	D	D
	Establishments with 250 to 499 employees	—	—	—	—
	Establishments with 500 to 999 employees	—	—	—	—
	Establishments with 1,000 employees or more	—	—	—	—
337214	Office furniture (except wood) manufacturing				
	All establishments	9	284	2 407	10 970
	Establishments with 1 to 4 employees	3	7	94	633
	Establishments with 5 to 9 employees	1	a	D	D
	Establishments with 10 to 19 employees	3	48	476	1 878
	Establishments with 20 to 49 employees	—	—	—	—
	Establishments with 50 to 99 employees	1	b	D	D
	Establishments with 100 to 249 employees	1	c	D	D
	Establishments with 250 to 499 employees	—	—	—	—
	Establishments with 500 to 999 employees	—	—	—	—
	Establishments with 1,000 employees or more	—	—	—	—
337215	Showcase, partition, shelving, and locker manufacturing				
	All establishments	51	1 231	11 072	46 528
	Establishments with 1 to 4 employees	10	13	88	424
	Establishments with 5 to 9 employees	11	b	D	D
	Establishments with 10 to 19 employees	13	166	1 420	6 171
	Establishments with 20 to 49 employees	11	348	2 894	12 139
	Establishments with 50 to 99 employees	3	189	2 454	9 791
	Establishments with 100 to 249 employees	3	e	D	D
	Establishments with 250 to 499 employees	—	—	—	—
	Establishments with 500 to 999 employees	—	—	—	—
	Establishments with 1,000 employees or more	—	—	—	—
3379	Other furniture related product manufacturing				
	All establishments	30	2 058	15 422	61 994
	Establishments with 1 to 4 employees	7	16	82	410
	Establishments with 5 to 9 employees	3	23	201	867
	Establishments with 10 to 19 employees	5	69	337	1 531
	Establishments with 20 to 49 employees	6	183	1 397	5 809
	Establishments with 50 to 99 employees	3	214	1 825	8 510
	Establishments with 100 to 249 employees	3	439	3 632	13 329
	Establishments with 250 to 499 employees	3	1 114	7 948	31 538
	Establishments with 500 to 999 employees	—	—	—	—
	Establishments with 1,000 employees or more	—	—	—	—
33791	Mattress manufacturing				
	All establishments	15	1 140	9 980	38 528
	Establishments with 1 to 4 employees	3	7	51	302
	Establishments with 5 to 9 employees	1	a	D	D
	Establishments with 10 to 19 employees	3	b	D	D
	Establishments with 20 to 49 employees	3	97	781	2 983
	Establishments with 50 to 99 employees	2	c	D	D
	Establishments with 100 to 249 employees	1	c	D	D
	Establishments with 250 to 499 employees	2	f	D	D
	Establishments with 500 to 999 employees	—	—	—	—
	Establishments with 1,000 employees or more	—	—	—	—

See footnotes at end of table.

Table 2. Establishments, Employees, and Payroll by Industry and Employment Size of Establishments for the State: 2004—Con.

[Excludes most government employees, railroad employees, and self-employed persons. Size class 1 to 4 employees includes establishments having payroll, but no employees, during mid-March pay period. For meaning of abbreviations and symbols, see introductory text. For explanation of terms, see Appendix A. For statement on reliability, see the note at the end of the table and Appendix C]

NAICS code	Geography, kind of business, and employment size class	Establishments (number)	Paid employees for pay period including March 12 (number)	First-quarter payroll (\$1,000)	Annual payroll (\$1,000)
31-33	NEW JERSEY—Con.				
	Manufacturing—Con.				
337	Furniture and related product manufacturing—Con.				
3379	Other furniture related product manufacturing—Con.				
33791	Mattress manufacturing—Con.				
337910	Mattress manufacturing				
	All establishments	15	1 140	9 980	38 528
	Establishments with 1 to 4 employees	3	7	51	302
	Establishments with 5 to 9 employees	1	a	D	D
	Establishments with 10 to 19 employees	3	b	D	D
	Establishments with 20 to 49 employees	3	97	781	2 983
	Establishments with 50 to 99 employees	2	c	D	D
	Establishments with 100 to 249 employees	1	c	D	D
	Establishments with 250 to 499 employees	2	f	D	D
	Establishments with 500 to 999 employees	—	—	—	—
	Establishments with 1,000 employees or more	—	—	—	—
33792	Blind and shade manufacturing				
	All establishments	15	918	5 442	23 466
	Establishments with 1 to 4 employees	4	9	31	108
	Establishments with 5 to 9 employees	2	a	D	D
	Establishments with 10 to 19 employees	2	b	D	D
	Establishments with 20 to 49 employees	3	86	616	2 826
	Establishments with 50 to 99 employees	1	b	D	D
	Establishments with 100 to 249 employees	2	e	D	D
	Establishments with 250 to 499 employees	1	e	D	D
	Establishments with 500 to 999 employees	—	—	—	—
	Establishments with 1,000 employees or more	—	—	—	—
337920	Blind and shade manufacturing				
	All establishments	15	918	5 442	23 466
	Establishments with 1 to 4 employees	4	9	31	108
	Establishments with 5 to 9 employees	2	a	D	D
	Establishments with 10 to 19 employees	2	b	D	D
	Establishments with 20 to 49 employees	3	86	616	2 826
	Establishments with 50 to 99 employees	1	b	D	D
	Establishments with 100 to 249 employees	2	e	D	D
	Establishments with 250 to 499 employees	1	e	D	D
	Establishments with 500 to 999 employees	—	—	—	—
	Establishments with 1,000 employees or more	—	—	—	—
339	Miscellaneous manufacturing				
	All establishments	979	22 306	273 519	1 099 130
	Establishments with 1 to 4 employees	435	810	5 824	32 622
	Establishments with 5 to 9 employees	190	1 261	9 351	41 157
	Establishments with 10 to 19 employees	137	1 891	17 525	70 721
	Establishments with 20 to 49 employees	121	3 608	33 585	141 613
	Establishments with 50 to 99 employees	50	3 393	29 850	129 581
	Establishments with 100 to 249 employees	37	5 762	66 896	278 186
	Establishments with 250 to 499 employees	5	1 573	20 517	81 921
	Establishments with 500 to 999 employees	3	g	D	D
	Establishments with 1,000 employees or more	1	g	D	D
3391	Medical equipment and supplies manufacturing				
	All establishments	416	12 364	181 461	706 740
	Establishments with 1 to 4 employees	205	e	D	D
	Establishments with 5 to 9 employees	75	492	3 887	16 854
	Establishments with 10 to 19 employees	54	748	7 411	31 985
	Establishments with 20 to 49 employees	42	1 249	13 849	56 779
	Establishments with 50 to 99 employees	10	707	6 888	31 546
	Establishments with 100 to 249 employees	22	3 588	42 111	167 643
	Establishments with 250 to 499 employees	4	g	D	D
	Establishments with 500 to 999 employees	3	g	D	D
	Establishments with 1,000 employees or more	1	g	D	D
33911	Medical equipment and supplies manufacturing				
	All establishments	416	12 364	181 461	706 740
	Establishments with 1 to 4 employees	205	e	D	D
	Establishments with 5 to 9 employees	75	492	3 887	16 854
	Establishments with 10 to 19 employees	54	748	7 411	31 985
	Establishments with 20 to 49 employees	42	1 249	13 849	56 779
	Establishments with 50 to 99 employees	10	707	6 888	31 546
	Establishments with 100 to 249 employees	22	3 588	42 111	167 643
	Establishments with 250 to 499 employees	4	g	D	D
	Establishments with 500 to 999 employees	3	g	D	D
	Establishments with 1,000 employees or more	1	g	D	D
339111	Laboratory apparatus and furniture manufacturing				
	All establishments	27	1 459	16 420	64 709
	Establishments with 1 to 4 employees	4	a	D	D
	Establishments with 5 to 9 employees	5	39	404	1 786
	Establishments with 10 to 19 employees	6	b	D	D
	Establishments with 20 to 49 employees	4	125	2 630	7 009
	Establishments with 50 to 99 employees	3	c	D	D
	Establishments with 100 to 249 employees	4	649	6 536	26 923
	Establishments with 250 to 499 employees	1	e	D	D
	Establishments with 500 to 999 employees	—	—	—	—
	Establishments with 1,000 employees or more	—	—	—	—

See footnotes at end of table.

Table 2. Establishments, Employees, and Payroll by Industry and Employment Size of Establishments for the State: 2004—Con.

[Excludes most government employees, railroad employees, and self-employed persons. Size class 1 to 4 employees includes establishments having payroll, but no employees, during mid-March pay period. For meaning of abbreviations and symbols, see introductory text. For explanation of terms, see Appendix A. For statement on reliability, see the note at the end of the table and Appendix C]

NAICS code	Geography, kind of business, and employment size class	Establishments (number)	Paid employees for pay period including March 12 (number)	First-quarter payroll (\$1,000)	Annual payroll (\$1,000)
	NEW JERSEY—Con.				
31-33	Manufacturing—Con.				
339	Miscellaneous manufacturing—Con.				
3391	Medical equipment and supplies manufacturing—Con.				
33911	Medical equipment and supplies manufacturing—Con.				
339112	Surgical and medical instrument manufacturing				
	All establishments	56	2 849	28 459	140 021
	Establishments with 1 to 4 employees	21	b	D	D
	Establishments with 5 to 9 employees	8	56	629	2 646
	Establishments with 10 to 19 employees	7	93	1 309	5 706
	Establishments with 20 to 49 employees	8	251	2 621	11 010
	Establishments with 50 to 99 employees	2	c	D	D
	Establishments with 100 to 249 employees	7	1 185	11 984	51 546
	Establishments with 250 to 499 employees	2	f	D	D
	Establishments with 500 to 999 employees	1	f	D	D
	Establishments with 1,000 employees or more	—	—	—	—
339113	Surgical appliance and supplies manufacturing				
	All establishments	54	5 606	117 144	418 177
	Establishments with 1 to 4 employees	10	b	D	D
	Establishments with 5 to 9 employees	7	44	394	1 978
	Establishments with 10 to 19 employees	11	153	1 631	6 782
	Establishments with 20 to 49 employees	12	378	4 358	20 489
	Establishments with 50 to 99 employees	3	238	2 002	8 768
	Establishments with 100 to 249 employees	8	1 273	20 914	77 923
	Establishments with 250 to 499 employees	—	—	—	—
	Establishments with 500 to 999 employees	2	g	D	D
	Establishments with 1,000 employees or more	1	g	D	D
339114	Dental equipment and supplies manufacturing				
	All establishments	29	722	6 767	27 705
	Establishments with 1 to 4 employees	8	a	D	D
	Establishments with 5 to 9 employees	8	51	400	1 643
	Establishments with 10 to 19 employees	5	b	D	D
	Establishments with 20 to 49 employees	5	148	1 148	5 560
	Establishments with 50 to 99 employees	1	b	D	D
	Establishments with 100 to 249 employees	1	c	D	D
	Establishments with 250 to 499 employees	1	e	D	D
	Establishments with 500 to 999 employees	—	—	—	—
	Establishments with 1,000 employees or more	—	—	—	—
339115	Ophthalmic goods manufacturing				
	All establishments	20	543	3 262	14 292
	Establishments with 1 to 4 employees	8	b	D	D
	Establishments with 5 to 9 employees	4	23	187	792
	Establishments with 10 to 19 employees	2	b	D	D
	Establishments with 20 to 49 employees	4	107	898	4 067
	Establishments with 50 to 99 employees	—	—	—	—
	Establishments with 100 to 249 employees	2	e	D	D
	Establishments with 250 to 499 employees	—	—	—	—
	Establishments with 500 to 999 employees	—	—	—	—
	Establishments with 1,000 employees or more	—	—	—	—
339116	Dental laboratories				
	All establishments	230	1 185	9 409	41 836
	Establishments with 1 to 4 employees	154	302	2 016	9 985
	Establishments with 5 to 9 employees	43	279	1 873	8 009
	Establishments with 10 to 19 employees	23	e	D	D
	Establishments with 20 to 49 employees	9	240	2 194	8 644
	Establishments with 50 to 99 employees	1	b	D	D
	Establishments with 100 to 249 employees	—	—	—	—
	Establishments with 250 to 499 employees	—	—	—	—
	Establishments with 500 to 999 employees	—	—	—	—
	Establishments with 1,000 employees or more	—	—	—	—
3399	Other miscellaneous manufacturing				
	All establishments	563	9 942	92 058	392 390
	Establishments with 1 to 4 employees	230	e	D	D
	Establishments with 5 to 9 employees	115	769	5 464	24 303
	Establishments with 10 to 19 employees	83	1 143	10 114	38 736
	Establishments with 20 to 49 employees	79	2 359	19 736	84 834
	Establishments with 50 to 99 employees	40	2 686	22 962	98 035
	Establishments with 100 to 249 employees	15	2 174	24 785	110 543
	Establishments with 250 to 499 employees	1	e	D	D
	Establishments with 500 to 999 employees	—	—	—	—
	Establishments with 1,000 employees or more	—	—	—	—
33991	Jewelry and silverware manufacturing				
	All establishments	88	1 584	14 065	63 409
	Establishments with 1 to 4 employees	39	85	589	2 657
	Establishments with 5 to 9 employees	14	100	640	2 720
	Establishments with 10 to 19 employees	14	198	1 334	5 841
	Establishments with 20 to 49 employees	11	302	2 767	12 546
	Establishments with 50 to 99 employees	7	452	3 802	17 890
	Establishments with 100 to 249 employees	3	447	4 933	21 755
	Establishments with 250 to 499 employees	—	—	—	—
	Establishments with 500 to 999 employees	—	—	—	—

See footnotes at end of table.

Table 2. Establishments, Employees, and Payroll by Industry and Employment Size of Establishments for the State: 2004—Con.

[Excludes most government employees, railroad employees, and self-employed persons. Size class 1 to 4 employees includes establishments having payroll, but no employees, during mid-March pay period. For meaning of abbreviations and symbols, see introductory text. For explanation of terms, see Appendix A. For statement on reliability, see the note at the end of the table and Appendix C]

NAICS code	Geography, kind of business, and employment size class	Establishments (number)	Paid employees for pay period including March 12 (number)	First-quarter payroll (\$1,000)	Annual payroll (\$1,000)
	NEW JERSEY—Con.				
31-33	Manufacturing—Con.				
339	Miscellaneous manufacturing—Con.				
3399	Other miscellaneous manufacturing—Con.				
33991	Jewelry and silverware manufacturing—Con.				
	All establishments—Con.				
	Establishments with 1,000 employees or more	—	—	—	—
339911	Jewelry (except costume) manufacturing				
	All establishments	61	1 141	10 542	45 909
	Establishments with 1 to 4 employees	26	60	394	1 870
	Establishments with 5 to 9 employees	9	b	D	D
	Establishments with 10 to 19 employees	13	c	D	D
	Establishments with 20 to 49 employees	7	c	D	D
	Establishments with 50 to 99 employees	3	204	1 829	7 456
	Establishments with 100 to 249 employees	3	447	4 933	21 755
	Establishments with 250 to 499 employees	—	—	—	—
	Establishments with 500 to 999 employees	—	—	—	—
	Establishments with 1,000 employees or more	—	—	—	—
339912	Silverware and hollowware manufacturing				
	All establishments	7	118	1 132	4 695
	Establishments with 1 to 4 employees	3	a	D	D
	Establishments with 5 to 9 employees	2	a	D	D
	Establishments with 10 to 19 employees	—	—	—	—
	Establishments with 20 to 49 employees	1	b	D	D
	Establishments with 50 to 99 employees	1	b	D	D
	Establishments with 100 to 249 employees	—	—	—	—
	Establishments with 250 to 499 employees	—	—	—	—
	Establishments with 500 to 999 employees	—	—	—	—
	Establishments with 1,000 employees or more	—	—	—	—
339913	Jewelers' material and lapidary work manufacturing				
	All establishments	8	270	2 030	11 259
	Establishments with 1 to 4 employees	1	a	D	D
	Establishments with 5 to 9 employees	1	a	D	D
	Establishments with 10 to 19 employees	1	a	D	D
	Establishments with 20 to 49 employees	2	b	D	D
	Establishments with 50 to 99 employees	3	c	D	D
	Establishments with 100 to 249 employees	—	—	—	—
	Establishments with 250 to 499 employees	—	—	—	—
	Establishments with 500 to 999 employees	—	—	—	—
	Establishments with 1,000 employees or more	—	—	—	—
339914	Costume jewelry and novelty manufacturing				
	All establishments	12	55	361	1 546
	Establishments with 1 to 4 employees	9	a	D	D
	Establishments with 5 to 9 employees	2	a	D	D
	Establishments with 10 to 19 employees	—	—	—	—
	Establishments with 20 to 49 employees	1	b	D	D
	Establishments with 50 to 99 employees	—	—	—	—
	Establishments with 100 to 249 employees	—	—	—	—
	Establishments with 250 to 499 employees	—	—	—	—
	Establishments with 500 to 999 employees	—	—	—	—
	Establishments with 1,000 employees or more	—	—	—	—
33992	Sporting and athletic goods manufacturing				
	All establishments	39	753	6 842	25 703
	Establishments with 1 to 4 employees	19	b	D	D
	Establishments with 5 to 9 employees	4	25	226	784
	Establishments with 10 to 19 employees	5	70	415	1 610
	Establishments with 20 to 49 employees	6	222	2 504	8 527
	Establishments with 50 to 99 employees	4	273	2 130	8 039
	Establishments with 100 to 249 employees	1	c	D	D
	Establishments with 250 to 499 employees	—	—	—	—
	Establishments with 500 to 999 employees	—	—	—	—
	Establishments with 1,000 employees or more	—	—	—	—
339920	Sporting and athletic goods manufacturing				
	All establishments	39	753	6 842	25 703
	Establishments with 1 to 4 employees	19	b	D	D
	Establishments with 5 to 9 employees	4	25	226	784
	Establishments with 10 to 19 employees	5	70	415	1 610
	Establishments with 20 to 49 employees	6	222	2 504	8 527
	Establishments with 50 to 99 employees	4	273	2 130	8 039
	Establishments with 100 to 249 employees	1	c	D	D
	Establishments with 250 to 499 employees	—	—	—	—
	Establishments with 500 to 999 employees	—	—	—	—
	Establishments with 1,000 employees or more	—	—	—	—

See footnotes at end of table.

Table 2. Establishments, Employees, and Payroll by Industry and Employment Size of Establishments for the State: 2004—Con.

[Excludes most government employees, railroad employees, and self-employed persons. Size class 1 to 4 employees includes establishments having payroll, but no employees, during mid-March pay period. For meaning of abbreviations and symbols, see introductory text. For explanation of terms, see Appendix A. For statement on reliability, see the note at the end of the table and Appendix C]

NAICS code	Geography, kind of business, and employment size class	Establishments (number)	Paid employees for pay period including March 12 (number)	First-quarter payroll (\$1,000)	Annual payroll (\$1,000)
	NEW JERSEY—Con.				
31-33	Manufacturing—Con.				
339	Miscellaneous manufacturing—Con.				
3399	Other miscellaneous manufacturing—Con.				
33993	Doll, toy, and game manufacturing				
	All establishments	23	403	3 853	16 750
	Establishments with 1 to 4 employees	8	a	D	D
	Establishments with 5 to 9 employees	7	45	297	1 288
	Establishments with 10 to 19 employees	4	56	583	2 140
	Establishments with 20 to 49 employees	2	b	D	D
	Establishments with 50 to 99 employees	1	b	D	D
	Establishments with 100 to 249 employees	1	c	D	D
	Establishments with 250 to 499 employees	—	—	—	—
	Establishments with 500 to 999 employees	—	—	—	—
	Establishments with 1,000 employees or more	—	—	—	—
339931	Doll and stuffed toy manufacturing				
	All establishments	1	a	D	D
	Establishments with 1 to 4 employees	—	—	—	—
	Establishments with 5 to 9 employees	—	—	—	—
	Establishments with 10 to 19 employees	1	a	D	D
	Establishments with 20 to 49 employees	—	—	—	—
	Establishments with 50 to 99 employees	—	—	—	—
	Establishments with 100 to 249 employees	—	—	—	—
	Establishments with 250 to 499 employees	—	—	—	—
	Establishments with 500 to 999 employees	—	—	—	—
	Establishments with 1,000 employees or more	—	—	—	—
339932	Game, toy, and children's vehicle manufacturing				
	All establishments	22	e	D	D
	Establishments with 1 to 4 employees	8	a	D	D
	Establishments with 5 to 9 employees	7	45	297	1 288
	Establishments with 10 to 19 employees	3	b	D	D
	Establishments with 20 to 49 employees	2	b	D	D
	Establishments with 50 to 99 employees	1	b	D	D
	Establishments with 100 to 249 employees	1	c	D	D
	Establishments with 250 to 499 employees	—	—	—	—
	Establishments with 500 to 999 employees	—	—	—	—
	Establishments with 1,000 employees or more	—	—	—	—
33994	Office supplies (except paper) manufacturing				
	All establishments	43	879	6 813	29 741
	Establishments with 1 to 4 employees	14	b	D	D
	Establishments with 5 to 9 employees	9	57	383	1 749
	Establishments with 10 to 19 employees	9	124	996	4 211
	Establishments with 20 to 49 employees	6	c	D	D
	Establishments with 50 to 99 employees	3	c	D	D
	Establishments with 100 to 249 employees	2	e	D	D
	Establishments with 250 to 499 employees	—	—	—	—
	Establishments with 500 to 999 employees	—	—	—	—
	Establishments with 1,000 employees or more	—	—	—	—
339941	Pen and mechanical pencil manufacturing				
	All establishments	10	c	D	D
	Establishments with 1 to 4 employees	3	a	D	D
	Establishments with 5 to 9 employees	1	a	D	D
	Establishments with 10 to 19 employees	1	a	D	D
	Establishments with 20 to 49 employees	4	c	D	D
	Establishments with 50 to 99 employees	—	—	—	—
	Establishments with 100 to 249 employees	1	c	D	D
	Establishments with 250 to 499 employees	—	—	—	—
	Establishments with 500 to 999 employees	—	—	—	—
	Establishments with 1,000 employees or more	—	—	—	—
339942	Lead pencil and art good manufacturing				
	All establishments	13	221	2 103	10 792
	Establishments with 1 to 4 employees	4	a	D	D
	Establishments with 5 to 9 employees	2	a	D	D
	Establishments with 10 to 19 employees	4	b	D	D
	Establishments with 20 to 49 employees	1	b	D	D
	Establishments with 50 to 99 employees	2	c	D	D
	Establishments with 100 to 249 employees	—	—	—	—
	Establishments with 250 to 499 employees	—	—	—	—
	Establishments with 500 to 999 employees	—	—	—	—
	Establishments with 1,000 employees or more	—	—	—	—
339943	Marking device manufacturing				
	All establishments	17	264	2 068	8 272
	Establishments with 1 to 4 employees	7	a	D	D
	Establishments with 5 to 9 employees	5	27	202	853
	Establishments with 10 to 19 employees	4	b	D	D
	Establishments with 20 to 49 employees	—	—	—	—
	Establishments with 50 to 99 employees	—	—	—	—
	Establishments with 100 to 249 employees	1	c	D	D
	Establishments with 250 to 499 employees	—	—	—	—
	Establishments with 500 to 999 employees	—	—	—	—
	Establishments with 1,000 employees or more	—	—	—	—

See footnotes at end of table.

Table 2. Establishments, Employees, and Payroll by Industry and Employment Size of Establishments for the State: 2004—Con.

[Excludes most government employees, railroad employees, and self-employed persons. Size class 1 to 4 employees includes establishments having payroll, but no employees, during mid-March pay period. For meaning of abbreviations and symbols, see introductory text. For explanation of terms, see Appendix A. For statement on reliability, see the note at the end of the table and Appendix C]

NAICS code	Geography, kind of business, and employment size class	Establishments (number)	Paid employees for pay period including March 12 (number)	First-quarter payroll (\$1,000)	Annual payroll (\$1,000)
	NEW JERSEY—Con.				
31-33	Manufacturing—Con.				
339	Miscellaneous manufacturing—Con.				
3399	Other miscellaneous manufacturing—Con.				
33994	Office supplies (except paper) manufacturing—Con.				
339944	Carbon paper and inked ribbon manufacturing				
	All establishments	3	c	D	D
	Establishments with 1 to 4 employees	—	—	—	—
	Establishments with 5 to 9 employees	1	a	D	D
	Establishments with 10 to 19 employees	—	—	—	—
	Establishments with 20 to 49 employees	1	b	D	D
	Establishments with 50 to 99 employees	1	b	D	D
	Establishments with 100 to 249 employees	—	—	—	—
	Establishments with 250 to 499 employees	—	—	—	—
	Establishments with 500 to 999 employees	—	—	—	—
	Establishments with 1,000 employees or more	—	—	—	—
33995	Sign manufacturing				
	All establishments	183	3 117	33 397	143 567
	Establishments with 1 to 4 employees	100	c	D	D
	Establishments with 5 to 9 employees	35	226	1 617	7 376
	Establishments with 10 to 19 employees	14	194	1 746	7 462
	Establishments with 20 to 49 employees	16	498	3 699	16 826
	Establishments with 50 to 99 employees	12	822	7 769	32 885
	Establishments with 100 to 249 employees	5	790	11 352	52 519
	Establishments with 250 to 499 employees	1	e	D	D
	Establishments with 500 to 999 employees	—	—	—	—
	Establishments with 1,000 employees or more	—	—	—	—
339950	Sign manufacturing				
	All establishments	183	3 117	33 397	143 567
	Establishments with 1 to 4 employees	100	c	D	D
	Establishments with 5 to 9 employees	35	226	1 617	7 376
	Establishments with 10 to 19 employees	14	194	1 746	7 462
	Establishments with 20 to 49 employees	16	498	3 699	16 826
	Establishments with 50 to 99 employees	12	822	7 769	32 885
	Establishments with 100 to 249 employees	5	790	11 352	52 519
	Establishments with 250 to 499 employees	1	e	D	D
	Establishments with 500 to 999 employees	—	—	—	—
	Establishments with 1,000 employees or more	—	—	—	—
33999	All other miscellaneous manufacturing				
	All establishments	187	3 206	27 088	113 220
	Establishments with 1 to 4 employees	50	78	732	3 917
	Establishments with 5 to 9 employees	46	316	2 301	10 386
	Establishments with 10 to 19 employees	37	501	5 040	17 472
	Establishments with 20 to 49 employees	38	1 099	8 792	38 221
	Establishments with 50 to 99 employees	13	878	6 814	27 749
	Establishments with 100 to 249 employees	3	334	3 409	15 475
	Establishments with 250 to 499 employees	—	—	—	—
	Establishments with 500 to 999 employees	—	—	—	—
	Establishments with 1,000 employees or more	—	—	—	—
339991	Gasket, packing, and sealing device manufacturing				
	All establishments	26	742	6 352	26 444
	Establishments with 1 to 4 employees	2	a	D	D
	Establishments with 5 to 9 employees	6	46	443	2 029
	Establishments with 10 to 19 employees	8	105	854	3 629
	Establishments with 20 to 49 employees	5	189	1 322	6 172
	Establishments with 50 to 99 employees	4	e	D	D
	Establishments with 100 to 249 employees	1	c	D	D
	Establishments with 250 to 499 employees	—	—	—	—
	Establishments with 500 to 999 employees	—	—	—	—
	Establishments with 1,000 employees or more	—	—	—	—
339992	Musical instrument manufacturing				
	All establishments	16	54	341	1 571
	Establishments with 1 to 4 employees	10	a	D	D
	Establishments with 5 to 9 employees	5	29	136	594
	Establishments with 10 to 19 employees	1	a	D	D
	Establishments with 20 to 49 employees	—	—	—	—
	Establishments with 50 to 99 employees	—	—	—	—
	Establishments with 100 to 249 employees	—	—	—	—
	Establishments with 250 to 499 employees	—	—	—	—
	Establishments with 500 to 999 employees	—	—	—	—
	Establishments with 1,000 employees or more	—	—	—	—
339993	Fastener, button, needle, and pin manufacturing				
	All establishments	12	192	1 389	5 816
	Establishments with 1 to 4 employees	3	a	D	D
	Establishments with 5 to 9 employees	3	a	D	D
	Establishments with 10 to 19 employees	3	b	D	D
	Establishments with 20 to 49 employees	2	b	D	D
	Establishments with 50 to 99 employees	1	b	D	D
	Establishments with 100 to 249 employees	—	—	—	—
	Establishments with 250 to 499 employees	—	—	—	—
	Establishments with 500 to 999 employees	—	—	—	—

See footnotes at end of table.

Table 2. Establishments, Employees, and Payroll by Industry and Employment Size of Establishments for the State: 2004—Con.

[Excludes most government employees, railroad employees, and self-employed persons. Size class 1 to 4 employees includes establishments having payroll, but no employees, during mid-March pay period. For meaning of abbreviations and symbols, see introductory text. For explanation of terms, see Appendix A. For statement on reliability, see the note at the end of the table and Appendix C]

NAICS code	Geography, kind of business, and employment size class	Establishments (number)	Paid employees for pay period including March 12 (number)	First-quarter payroll (\$1,000)	Annual payroll (\$1,000)
	NEW JERSEY—Con.				
31-33	Manufacturing—Con.				
339	Miscellaneous manufacturing—Con.				
3399	Other miscellaneous manufacturing—Con.				
33999	All other miscellaneous manufacturing—Con.				
339993	Fastener, button, needle, and pin manufacturing—Con.				
	All establishments—Con.				
	Establishments with 1,000 employees or more.....	—	—	—	—
339994	Broom, brush, and mop manufacturing				
	All establishments.....	12	200	2 511	8 182
	Establishments with 1 to 4 employees.....	3	a	D	D
	Establishments with 5 to 9 employees.....	2	a	D	D
	Establishments with 10 to 19 employees.....	3	34	1 265	2 186
	Establishments with 20 to 49 employees.....	3	b	D	D
	Establishments with 50 to 99 employees.....	1	b	D	D
	Establishments with 100 to 249 employees.....	—	—	—	—
	Establishments with 250 to 499 employees.....	—	—	—	—
	Establishments with 500 to 999 employees.....	—	—	—	—
	Establishments with 1,000 employees or more.....	—	—	—	—
339999	All other miscellaneous manufacturing				
	All establishments.....	121	2 018	16 495	71 207
	Establishments with 1 to 4 employees.....	32	b	D	D
	Establishments with 5 to 9 employees.....	30	210	1 539	6 884
	Establishments with 10 to 19 employees.....	22	302	2 388	9 036
	Establishments with 20 to 49 employees.....	28	782	6 362	27 650
	Establishments with 50 to 99 employees.....	7	458	3 206	13 731
	Establishments with 100 to 249 employees.....	2	c	D	D
	Establishments with 250 to 499 employees.....	—	—	—	—
	Establishments with 500 to 999 employees.....	—	—	—	—
	Establishments with 1,000 employees or more.....	—	—	—	—
42	Wholesale trade				
	All establishments.....	16 555	272 818	3 987 856	16 273 884
	Establishments with 1 to 4 employees.....	9 150	16 236	175 290	907 534
	Establishments with 5 to 9 employees.....	2 871	19 060	227 283	992 055
	Establishments with 10 to 19 employees.....	2 070	28 369	349 492	1 542 295
	Establishments with 20 to 49 employees.....	1 474	45 326	575 358	2 498 576
	Establishments with 50 to 99 employees.....	576	39 599	523 891	2 188 720
	Establishments with 100 to 249 employees.....	289	45 356	635 598	2 658 331
	Establishments with 250 to 499 employees.....	76	26 550	452 635	1 662 795
	Establishments with 500 to 999 employees.....	34	21 360	402 256	1 553 892
	Establishments with 1,000 employees or more.....	15	30 962	646 053	2 269 686
423	Durable goods merchant wholesalers				
	All establishments.....	8 918	139 330	1 993 839	8 329 548
	Establishments with 1 to 4 employees.....	4 502	8 303	88 982	443 324
	Establishments with 5 to 9 employees.....	1 679	11 273	129 786	556 531
	Establishments with 10 to 19 employees.....	1 307	18 042	221 112	978 869
	Establishments with 20 to 49 employees.....	912	27 858	366 614	1 585 204
	Establishments with 50 to 99 employees.....	325	22 503	308 653	1 290 588
	Establishments with 100 to 249 employees.....	141	21 666	347 372	1 431 561
	Establishments with 250 to 499 employees.....	31	j	D	D
	Establishments with 500 to 999 employees.....	16	9 861	208 366	837 956
	Establishments with 1,000 employees or more.....	5	i	D	D
4231	Motor vehicle and motor vehicle parts and supplies merchant wholesalers				
	All establishments.....	815	13 450	159 635	668 267
	Establishments with 1 to 4 employees.....	360	648	5 455	28 105
	Establishments with 5 to 9 employees.....	140	968	8 909	37 971
	Establishments with 10 to 19 employees.....	147	2 035	19 400	85 926
	Establishments with 20 to 49 employees.....	104	3 221	37 618	158 299
	Establishments with 50 to 99 employees.....	48	3 548	40 451	173 638
	Establishments with 100 to 249 employees.....	13	1 898	18 561	81 826
	Establishments with 250 to 499 employees.....	2	f	D	D
	Establishments with 500 to 999 employees.....	1	f	D	D
	Establishments with 1,000 employees or more.....	—	—	—	—
42311	Automobile and other motor vehicle merchant wholesalers				
	All establishments.....	227	4 607	72 380	302 063
	Establishments with 1 to 4 employees.....	93	c	D	D
	Establishments with 5 to 9 employees.....	38	257	3 429	14 028
	Establishments with 10 to 19 employees.....	36	505	6 285	29 749
	Establishments with 20 to 49 employees.....	36	1 227	17 594	72 710
	Establishments with 50 to 99 employees.....	20	1 517	20 218	85 311
	Establishments with 100 to 249 employees.....	3	e	D	D
	Establishments with 250 to 499 employees.....	—	—	—	—
	Establishments with 500 to 999 employees.....	1	f	D	D
	Establishments with 1,000 employees or more.....	—	—	—	—

See footnotes at end of table.

Table 2. Establishments, Employees, and Payroll by Industry and Employment Size of Establishments for the State: 2004—Con.

[Excludes most government employees, railroad employees, and self-employed persons. Size class 1 to 4 employees includes establishments having payroll, but no employees, during mid-March pay period. For meaning of abbreviations and symbols, see introductory text. For explanation of terms, see Appendix A. For statement on reliability, see the note at the end of the table and Appendix C]

NAICS code	Geography, kind of business, and employment size class	Establishments (number)	Paid employees for pay period including March 12 (number)	First-quarter payroll (\$1,000)	Annual payroll (\$1,000)
NEW JERSEY—Con.					
42	Wholesale trade—Con.				
423	Durable goods merchant wholesalers—Con.				
4231	Motor vehicle and motor vehicle parts and supplies merchant wholesalers—Con.				
42311	Automobile and other motor vehicle merchant wholesalers—Con.				
423110	Automobile and other motor vehicle merchant wholesalers				
	All establishments	227	4 607	72 380	302 063
	Establishments with 1 to 4 employees	93	c	D	D
	Establishments with 5 to 9 employees	38	257	3 429	14 028
	Establishments with 10 to 19 employees	36	505	6 285	29 749
	Establishments with 20 to 49 employees	36	1 227	17 594	72 710
	Establishments with 50 to 99 employees	20	1 517	20 218	85 311
	Establishments with 100 to 249 employees	3	e	D	D
	Establishments with 250 to 499 employees	—	—	—	—
	Establishments with 500 to 999 employees	1	f	D	D
	Establishments with 1,000 employees or more	—	—	—	—
42312	Motor vehicle supplies and new parts merchant wholesalers				
	All establishments	458	7 342	74 041	307 530
	Establishments with 1 to 4 employees	200	e	D	D
	Establishments with 5 to 9 employees	80	557	4 434	19 199
	Establishments with 10 to 19 employees	92	1 256	10 769	45 929
	Establishments with 20 to 49 employees	50	1 498	14 431	61 151
	Establishments with 50 to 99 employees	25	1 794	17 375	75 274
	Establishments with 100 to 249 employees	9	g	D	D
	Establishments with 250 to 499 employees	2	f	D	D
	Establishments with 500 to 999 employees	—	—	—	—
	Establishments with 1,000 employees or more	—	—	—	—
423120	Motor vehicle supplies and new parts merchant wholesalers				
	All establishments	458	7 342	74 041	307 530
	Establishments with 1 to 4 employees	200	e	D	D
	Establishments with 5 to 9 employees	80	557	4 434	19 199
	Establishments with 10 to 19 employees	92	1 256	10 769	45 929
	Establishments with 20 to 49 employees	50	1 498	14 431	61 151
	Establishments with 50 to 99 employees	25	1 794	17 375	75 274
	Establishments with 100 to 249 employees	9	g	D	D
	Establishments with 250 to 499 employees	2	f	D	D
	Establishments with 500 to 999 employees	—	—	—	—
	Establishments with 1,000 employees or more	—	—	—	—
42313	Tire and tube merchant wholesalers				
	All establishments	68	987	10 806	47 522
	Establishments with 1 to 4 employees	25	51	487	1 902
	Establishments with 5 to 9 employees	10	69	538	2 277
	Establishments with 10 to 19 employees	16	226	1 892	8 257
	Establishments with 20 to 49 employees	14	404	5 031	22 033
	Establishments with 50 to 99 employees	3	237	2 858	13 053
	Establishments with 100 to 249 employees	—	—	—	—
	Establishments with 250 to 499 employees	—	—	—	—
	Establishments with 500 to 999 employees	—	—	—	—
	Establishments with 1,000 employees or more	—	—	—	—
423130	Tire and tube merchant wholesalers				
	All establishments	68	987	10 806	47 522
	Establishments with 1 to 4 employees	25	51	487	1 902
	Establishments with 5 to 9 employees	10	69	538	2 277
	Establishments with 10 to 19 employees	16	226	1 892	8 257
	Establishments with 20 to 49 employees	14	404	5 031	22 033
	Establishments with 50 to 99 employees	3	237	2 858	13 053
	Establishments with 100 to 249 employees	—	—	—	—
	Establishments with 250 to 499 employees	—	—	—	—
	Establishments with 500 to 999 employees	—	—	—	—
	Establishments with 1,000 employees or more	—	—	—	—
42314	Motor vehicle parts (used) merchant wholesalers				
	All establishments	62	514	2 408	11 152
	Establishments with 1 to 4 employees	42	b	D	D
	Establishments with 5 to 9 employees	12	85	508	2 467
	Establishments with 10 to 19 employees	3	48	454	1 991
	Establishments with 20 to 49 employees	4	92	562	2 405
	Establishments with 50 to 99 employees	—	—	—	—
	Establishments with 100 to 249 employees	1	c	D	D
	Establishments with 250 to 499 employees	—	—	—	—
	Establishments with 500 to 999 employees	—	—	—	—
	Establishments with 1,000 employees or more	—	—	—	—
423140	Motor vehicle parts (used) merchant wholesalers				
	All establishments	62	514	2 408	11 152
	Establishments with 1 to 4 employees	42	b	D	D
	Establishments with 5 to 9 employees	12	85	508	2 467
	Establishments with 10 to 19 employees	3	48	454	1 991
	Establishments with 20 to 49 employees	4	92	562	2 405
	Establishments with 50 to 99 employees	—	—	—	—
	Establishments with 100 to 249 employees	1	c	D	D
	Establishments with 250 to 499 employees	—	—	—	—

See footnotes at end of table.

Table 2. Establishments, Employees, and Payroll by Industry and Employment Size of Establishments for the State: 2004—Con.

[Excludes most government employees, railroad employees, and self-employed persons. Size class 1 to 4 employees includes establishments having payroll, but no employees, during mid-March pay period. For meaning of abbreviations and symbols, see introductory text. For explanation of terms, see Appendix A. For statement on reliability, see the note at the end of the table and Appendix C]

NAICS code	Geography, kind of business, and employment size class	Establishments (number)	Paid employees for pay period including March 12 (number)	First-quarter payroll (\$1,000)	Annual payroll (\$1,000)
	NEW JERSEY—Con.				
42	Wholesale trade—Con.				
423	Durable goods merchant wholesalers—Con.				
4231	Motor vehicle and motor vehicle parts and supplies merchant wholesalers—Con.				
42314	Motor vehicle parts (used) merchant wholesalers—Con.				
423140	Motor vehicle parts (used) merchant wholesalers—Con.				
	All establishments—Con.				
	Establishments with 500 to 999 employees	—	—	—	—
	Establishments with 1,000 employees or more	—	—	—	—
4232	Furniture and home furnishing merchant wholesalers				
	All establishments	650	10 373	122 366	539 692
	Establishments with 1 to 4 employees	325	616	7 092	33 206
	Establishments with 5 to 9 employees	129	857	9 742	40 400
	Establishments with 10 to 19 employees	84	1 134	13 288	65 179
	Establishments with 20 to 49 employees	65	1 947	21 147	87 649
	Establishments with 50 to 99 employees	27	1 903	23 166	99 679
	Establishments with 100 to 249 employees	15	2 352	30 097	138 513
	Establishments with 250 to 499 employees	4	g	D	D
	Establishments with 500 to 999 employees	1	f	D	D
	Establishments with 1,000 employees or more	—	—	—	—
42321	Furniture merchant wholesalers				
	All establishments	234	2 748	35 847	147 354
	Establishments with 1 to 4 employees	120	218	2 526	11 571
	Establishments with 5 to 9 employees	42	289	2 692	11 873
	Establishments with 10 to 19 employees	38	514	5 612	27 019
	Establishments with 20 to 49 employees	24	689	7 881	32 259
	Establishments with 50 to 99 employees	6	404	5 598	23 375
	Establishments with 100 to 249 employees	4	634	11 538	41 257
	Establishments with 250 to 499 employees	—	—	—	—
	Establishments with 500 to 999 employees	—	—	—	—
	Establishments with 1,000 employees or more	—	—	—	—
423210	Furniture merchant wholesalers				
	All establishments	234	2 748	35 847	147 354
	Establishments with 1 to 4 employees	120	218	2 526	11 571
	Establishments with 5 to 9 employees	42	289	2 692	11 873
	Establishments with 10 to 19 employees	38	514	5 612	27 019
	Establishments with 20 to 49 employees	24	689	7 881	32 259
	Establishments with 50 to 99 employees	6	404	5 598	23 375
	Establishments with 100 to 249 employees	4	634	11 538	41 257
	Establishments with 250 to 499 employees	—	—	—	—
	Establishments with 500 to 999 employees	—	—	—	—
	Establishments with 1,000 employees or more	—	—	—	—
42322	Home furnishing merchant wholesalers				
	All establishments	416	7 625	86 519	392 338
	Establishments with 1 to 4 employees	205	398	4 566	21 635
	Establishments with 5 to 9 employees	87	568	7 050	28 527
	Establishments with 10 to 19 employees	46	620	7 676	38 160
	Establishments with 20 to 49 employees	41	1 258	13 266	55 390
	Establishments with 50 to 99 employees	21	1 499	17 568	76 304
	Establishments with 100 to 249 employees	11	1 718	18 559	97 256
	Establishments with 250 to 499 employees	4	g	D	D
	Establishments with 500 to 999 employees	1	f	D	D
	Establishments with 1,000 employees or more	—	—	—	—
423220	Home furnishing merchant wholesalers				
	All establishments	416	7 625	86 519	392 338
	Establishments with 1 to 4 employees	205	398	4 566	21 635
	Establishments with 5 to 9 employees	87	568	7 050	28 527
	Establishments with 10 to 19 employees	46	620	7 676	38 160
	Establishments with 20 to 49 employees	41	1 258	13 266	55 390
	Establishments with 50 to 99 employees	21	1 499	17 568	76 304
	Establishments with 100 to 249 employees	11	1 718	18 559	97 256
	Establishments with 250 to 499 employees	4	g	D	D
	Establishments with 500 to 999 employees	1	f	D	D
	Establishments with 1,000 employees or more	—	—	—	—
4233	Lumber and other construction materials merchant wholesalers				
	All establishments	514	6 930	77 833	350 418
	Establishments with 1 to 4 employees	211	e	D	D
	Establishments with 5 to 9 employees	98	665	7 030	31 917
	Establishments with 10 to 19 employees	101	1 356	17 104	76 688
	Establishments with 20 to 49 employees	79	2 347	26 887	122 321
	Establishments with 50 to 99 employees	21	1 398	15 404	66 109
	Establishments with 100 to 249 employees	3	e	D	D
	Establishments with 250 to 499 employees	1	e	D	D
	Establishments with 500 to 999 employees	—	—	—	—
	Establishments with 1,000 employees or more	—	—	—	—

See footnotes at end of table.

Table 2. Establishments, Employees, and Payroll by Industry and Employment Size of Establishments for the State: 2004—Con.

[Excludes most government employees, railroad employees, and self-employed persons. Size class 1 to 4 employees includes establishments having payroll, but no employees, during mid-March pay period. For meaning of abbreviations and symbols, see introductory text. For explanation of terms, see Appendix A. For statement on reliability, see the note at the end of the table and Appendix C]

NAICS code	Geography, kind of business, and employment size class	Establishments (number)	Paid employees for pay period including March 12 (number)	First-quarter payroll (\$1,000)	Annual payroll (\$1,000)
42	NEW JERSEY—Con.				
	Wholesale trade—Con.				
423	Durable goods merchant wholesalers—Con.				
4233	Lumber and other construction materials merchant wholesalers—Con.				
42331	Lumber, plywood, millwork, and wood panel merchant wholesalers				
	All establishments	210	3 654	41 628	181 036
	Establishments with 1 to 4 employees	84	157	1 672	7 223
	Establishments with 5 to 9 employees	34	240	2 868	13 370
	Establishments with 10 to 19 employees	42	575	7 498	32 222
	Establishments with 20 to 49 employees	32	943	12 353	52 613
	Establishments with 50 to 99 employees	14	954	9 654	42 250
	Establishments with 100 to 249 employees	3	e	D	D
	Establishments with 250 to 499 employees	1	e	D	D
	Establishments with 500 to 999 employees	—	—	—	—
	Establishments with 1,000 employees or more	—	—	—	—
423310	Lumber, plywood, millwork, and wood panel merchant wholesalers				
	All establishments	210	3 654	41 628	181 036
	Establishments with 1 to 4 employees	84	157	1 672	7 223
	Establishments with 5 to 9 employees	34	240	2 868	13 370
	Establishments with 10 to 19 employees	42	575	7 498	32 222
	Establishments with 20 to 49 employees	32	943	12 353	52 613
	Establishments with 50 to 99 employees	14	954	9 654	42 250
	Establishments with 100 to 249 employees	3	e	D	D
	Establishments with 250 to 499 employees	1	e	D	D
	Establishments with 500 to 999 employees	—	—	—	—
	Establishments with 1,000 employees or more	—	—	—	—
42332	Brick, stone, and related construction material merchant wholesalers				
	All establishments	132	1 114	12 280	63 964
	Establishments with 1 to 4 employees	58	b	D	D
	Establishments with 5 to 9 employees	35	233	2 445	10 506
	Establishments with 10 to 19 employees	23	294	3 582	17 468
	Establishments with 20 to 49 employees	14	384	4 157	24 434
	Establishments with 50 to 99 employees	2	c	D	D
	Establishments with 100 to 249 employees	—	—	—	—
	Establishments with 250 to 499 employees	—	—	—	—
	Establishments with 500 to 999 employees	—	—	—	—
	Establishments with 1,000 employees or more	—	—	—	—
423320	Brick, stone, and related construction material merchant wholesalers				
	All establishments	132	1 114	12 280	63 964
	Establishments with 1 to 4 employees	58	b	D	D
	Establishments with 5 to 9 employees	35	233	2 445	10 506
	Establishments with 10 to 19 employees	23	294	3 582	17 468
	Establishments with 20 to 49 employees	14	384	4 157	24 434
	Establishments with 50 to 99 employees	2	c	D	D
	Establishments with 100 to 249 employees	—	—	—	—
	Establishments with 250 to 499 employees	—	—	—	—
	Establishments with 500 to 999 employees	—	—	—	—
	Establishments with 1,000 employees or more	—	—	—	—
42333	Roofing, siding, and insulation material merchant wholesalers				
	All establishments	83	1 199	13 217	59 050
	Establishments with 1 to 4 employees	23	b	D	D
	Establishments with 5 to 9 employees	14	89	854	3 739
	Establishments with 10 to 19 employees	24	327	3 837	16 917
	Establishments with 20 to 49 employees	21	685	7 464	32 712
	Establishments with 50 to 99 employees	1	b	D	D
	Establishments with 100 to 249 employees	—	—	—	—
	Establishments with 250 to 499 employees	—	—	—	—
	Establishments with 500 to 999 employees	—	—	—	—
	Establishments with 1,000 employees or more	—	—	—	—
423330	Roofing, siding, and insulation material merchant wholesalers				
	All establishments	83	1 199	13 217	59 050
	Establishments with 1 to 4 employees	23	b	D	D
	Establishments with 5 to 9 employees	14	89	854	3 739
	Establishments with 10 to 19 employees	24	327	3 837	16 917
	Establishments with 20 to 49 employees	21	685	7 464	32 712
	Establishments with 50 to 99 employees	1	b	D	D
	Establishments with 100 to 249 employees	—	—	—	—
	Establishments with 250 to 499 employees	—	—	—	—
	Establishments with 500 to 999 employees	—	—	—	—
	Establishments with 1,000 employees or more	—	—	—	—
42339	Other construction material merchant wholesalers				
	All establishments	89	963	10 708	46 368
	Establishments with 1 to 4 employees	46	91	864	4 344
	Establishments with 5 to 9 employees	15	103	863	4 302
	Establishments with 10 to 19 employees	12	160	2 187	10 081
	Establishments with 20 to 49 employees	12	335	2 913	12 562
	Establishments with 50 to 99 employees	4	274	3 881	15 079
	Establishments with 100 to 249 employees	—	—	—	—
	Establishments with 250 to 499 employees	—	—	—	—
	Establishments with 500 to 999 employees	—	—	—	—
	Establishments with 1,000 employees or more	—	—	—	—

See footnotes at end of table.

Table 2. Establishments, Employees, and Payroll by Industry and Employment Size of Establishments for the State: 2004—Con.

[Excludes most government employees, railroad employees, and self-employed persons. Size class 1 to 4 employees includes establishments having payroll, but no employees, during mid-March pay period. For meaning of abbreviations and symbols, see introductory text. For explanation of terms, see Appendix A. For statement on reliability, see the note at the end of the table and Appendix C]

NAICS code	Geography, kind of business, and employment size class	Establishments (number)	Paid employees for pay period including March 12 (number)	First-quarter payroll (\$1,000)	Annual payroll (\$1,000)
NEW JERSEY—Con.					
42	Wholesale trade—Con.				
423	Durable goods merchant wholesalers—Con.				
4233	Lumber and other construction materials merchant wholesalers—Con.				
42339	Other construction material merchant wholesalers—Con.				
423390	Other construction material merchant wholesalers				
	All establishments	89	963	10 708	46 368
	Establishments with 1 to 4 employees	46	91	864	4 344
	Establishments with 5 to 9 employees	15	103	863	4 302
	Establishments with 10 to 19 employees	12	160	2 187	10 081
	Establishments with 20 to 49 employees	12	335	2 913	12 582
	Establishments with 50 to 99 employees	4	274	3 881	15 079
	Establishments with 100 to 249 employees	—	—	—	—
	Establishments with 250 to 499 employees	—	—	—	—
	Establishments with 500 to 999 employees	—	—	—	—
	Establishments with 1,000 employees or more	—	—	—	—
4234	Professional and commercial equipment and supplies merchant wholesalers				
	All establishments	1 539	40 314	654 320	2 649 266
	Establishments with 1 to 4 employees	761	1 364	15 504	79 757
	Establishments with 5 to 9 employees	268	1 803	20 737	90 774
	Establishments with 10 to 19 employees	203	2 849	37 251	154 432
	Establishments with 20 to 49 employees	166	5 132	75 648	321 788
	Establishments with 50 to 99 employees	73	5 166	91 156	357 946
	Establishments with 100 to 249 employees	42	6 362	100 130	428 011
	Establishments with 250 to 499 employees	14	i	D	D
	Establishments with 500 to 999 employees	8	5 229	119 413	480 964
	Establishments with 1,000 employees or more	4	i	D	D
42341	Photographic equipment and supplies merchant wholesalers				
	All establishments	55	2 286	41 662	161 821
	Establishments with 1 to 4 employees	20	33	412	2 020
	Establishments with 5 to 9 employees	7	55	730	2 759
	Establishments with 10 to 19 employees	7	103	1 159	4 945
	Establishments with 20 to 49 employees	8	252	3 736	14 660
	Establishments with 50 to 99 employees	5	e	D	D
	Establishments with 100 to 249 employees	6	794	13 302	61 340
	Establishments with 250 to 499 employees	2	f	D	D
	Establishments with 500 to 999 employees	—	—	—	—
	Establishments with 1,000 employees or more	—	—	—	—
423410	Photographic equipment and supplies merchant wholesalers				
	All establishments	55	2 286	41 662	161 821
	Establishments with 1 to 4 employees	20	33	412	2 020
	Establishments with 5 to 9 employees	7	55	730	2 759
	Establishments with 10 to 19 employees	7	103	1 159	4 945
	Establishments with 20 to 49 employees	8	252	3 736	14 660
	Establishments with 50 to 99 employees	5	e	D	D
	Establishments with 100 to 249 employees	6	794	13 302	61 340
	Establishments with 250 to 499 employees	2	f	D	D
	Establishments with 500 to 999 employees	—	—	—	—
	Establishments with 1,000 employees or more	—	—	—	—
42342	Office equipment merchant wholesalers				
	All establishments	291	7 064	93 905	413 349
	Establishments with 1 to 4 employees	128	237	1 856	8 727
	Establishments with 5 to 9 employees	52	363	3 205	13 774
	Establishments with 10 to 19 employees	39	576	6 394	25 548
	Establishments with 20 to 49 employees	38	1 246	15 610	70 373
	Establishments with 50 to 99 employees	20	1 428	22 985	94 251
	Establishments with 100 to 249 employees	10	1 416	19 330	78 139
	Establishments with 250 to 499 employees	3	g	D	D
	Establishments with 500 to 999 employees	1	f	D	D
	Establishments with 1,000 employees or more	—	—	—	—
423420	Office equipment merchant wholesalers				
	All establishments	291	7 064	93 905	413 349
	Establishments with 1 to 4 employees	128	237	1 856	8 727
	Establishments with 5 to 9 employees	52	363	3 205	13 774
	Establishments with 10 to 19 employees	39	576	6 394	25 548
	Establishments with 20 to 49 employees	38	1 246	15 610	70 373
	Establishments with 50 to 99 employees	20	1 428	22 985	94 251
	Establishments with 100 to 249 employees	10	1 416	19 330	78 139
	Establishments with 250 to 499 employees	3	g	D	D
	Establishments with 500 to 999 employees	1	f	D	D
	Establishments with 1,000 employees or more	—	—	—	—
42343	Computer and computer peripheral equipment and software merchant wholesalers				
	All establishments	501	15 539	293 931	1 161 314
	Establishments with 1 to 4 employees	246	451	5 443	24 946
	Establishments with 5 to 9 employees	103	698	9 232	40 848
	Establishments with 10 to 19 employees	66	911	13 918	57 824
	Establishments with 20 to 49 employees	43	1 314	24 230	97 426
	Establishments with 50 to 99 employees	26	1 845	39 129	146 918
	Establishments with 100 to 249 employees	8	1 268	23 024	87 735

See footnotes at end of table.

Table 2. Establishments, Employees, and Payroll by Industry and Employment Size of Establishments for the State: 2004—Con.

[Excludes most government employees, railroad employees, and self-employed persons. Size class 1 to 4 employees includes establishments having payroll, but no employees, during mid-March pay period. For meaning of abbreviations and symbols, see introductory text. For explanation of terms, see Appendix A. For statement on reliability, see the note at the end of the table and Appendix C]

NAICS code	Geography, kind of business, and employment size class	Establishments (number)	Paid employees for pay period including March 12 (number)	First-quarter payroll (\$1,000)	Annual payroll (\$1,000)
	NEW JERSEY—Con.				
42	Wholesale trade—Con.				
423	Durable goods merchant wholesalers—Con.				
4234	Professional and commercial equipment and supplies merchant wholesalers—Con.				
42343	Computer and computer peripheral equipment and software merchant wholesalers—Con.				
	All establishments—Con.				
	Establishments with 250 to 499 employees	2	f	D	D
	Establishments with 500 to 999 employees	4	2 795	68 123	288 314
	Establishments with 1,000 employees or more	3	i	D	D
423430	Computer and computer peripheral equipment and software merchant wholesalers				
	All establishments	501	15 539	293 931	1 161 314
	Establishments with 1 to 4 employees	246	451	5 443	24 946
	Establishments with 5 to 9 employees	103	698	9 232	40 848
	Establishments with 10 to 19 employees	66	911	13 918	57 824
	Establishments with 20 to 49 employees	43	1 314	24 230	97 426
	Establishments with 50 to 99 employees	26	1 845	39 129	146 918
	Establishments with 100 to 249 employees	8	1 268	23 024	87 735
	Establishments with 250 to 499 employees	2	f	D	D
	Establishments with 500 to 999 employees	4	2 795	68 123	288 314
	Establishments with 1,000 employees or more	3	i	D	D
42344	Other commercial equipment merchant wholesalers				
	All establishments	189	1 937	24 620	105 503
	Establishments with 1 to 4 employees	109	210	1 901	8 396
	Establishments with 5 to 9 employees	24	152	1 472	6 623
	Establishments with 10 to 19 employees	30	423	5 527	23 534
	Establishments with 20 to 49 employees	20	639	7 831	35 007
	Establishments with 50 to 99 employees	5	e	D	D
	Establishments with 100 to 249 employees	1	c	D	D
	Establishments with 250 to 499 employees	—	—	—	—
	Establishments with 500 to 999 employees	—	—	—	—
	Establishments with 1,000 employees or more	—	—	—	—
423440	Other commercial equipment merchant wholesalers				
	All establishments	189	1 937	24 620	105 503
	Establishments with 1 to 4 employees	109	210	1 901	8 396
	Establishments with 5 to 9 employees	24	152	1 472	6 623
	Establishments with 10 to 19 employees	30	423	5 527	23 534
	Establishments with 20 to 49 employees	20	639	7 831	35 007
	Establishments with 50 to 99 employees	5	e	D	D
	Establishments with 100 to 249 employees	1	c	D	D
	Establishments with 250 to 499 employees	—	—	—	—
	Establishments with 500 to 999 employees	—	—	—	—
	Establishments with 1,000 employees or more	—	—	—	—
42345	Medical, dental, and hospital equipment and supplies merchant wholesalers				
	All establishments	313	7 009	133 082	540 674
	Establishments with 1 to 4 employees	168	292	4 368	28 312
	Establishments with 5 to 9 employees	44	284	3 096	14 069
	Establishments with 10 to 19 employees	33	460	5 857	24 991
	Establishments with 20 to 49 employees	39	1 213	18 486	82 142
	Establishments with 50 to 99 employees	11	f	D	D
	Establishments with 100 to 249 employees	13	2 093	34 561	161 133
	Establishments with 250 to 499 employees	4	1 393	32 397	111 349
	Establishments with 500 to 999 employees	1	f	D	D
	Establishments with 1,000 employees or more	—	—	—	—
423450	Medical, dental, and hospital equipment and supplies merchant wholesalers				
	All establishments	313	7 009	133 082	540 674
	Establishments with 1 to 4 employees	168	292	4 368	28 312
	Establishments with 5 to 9 employees	44	284	3 096	14 069
	Establishments with 10 to 19 employees	33	460	5 857	24 991
	Establishments with 20 to 49 employees	39	1 213	18 486	82 142
	Establishments with 50 to 99 employees	11	f	D	D
	Establishments with 100 to 249 employees	13	2 093	34 561	161 133
	Establishments with 250 to 499 employees	4	1 393	32 397	111 349
	Establishments with 500 to 999 employees	1	f	D	D
	Establishments with 1,000 employees or more	—	—	—	—
42346	Ophthalmic goods merchant wholesalers				
	All establishments	54	3 749	28 846	108 606
	Establishments with 1 to 4 employees	29	45	463	2 018
	Establishments with 5 to 9 employees	4	25	368	1 736
	Establishments with 10 to 19 employees	9	112	1 120	4 554
	Establishments with 20 to 49 employees	3	86	662	2 821
	Establishments with 50 to 99 employees	2	c	D	D
	Establishments with 100 to 249 employees	3	f	D	D
	Establishments with 250 to 499 employees	3	1 140	12 965	51 517
	Establishments with 500 to 999 employees	—	—	—	—
	Establishments with 1,000 employees or more	1	g	D	D

See footnotes at end of table.

Table 2. Establishments, Employees, and Payroll by Industry and Employment Size of Establishments for the State: 2004—Con.

[Excludes most government employees, railroad employees, and self-employed persons. Size class 1 to 4 employees includes establishments having payroll, but no employees, during mid-March pay period. For meaning of abbreviations and symbols, see introductory text. For explanation of terms, see Appendix A. For statement on reliability, see the note at the end of the table and Appendix C]

NAICS code	Geography, kind of business, and employment size class	Establishments (number)	Paid employees for pay period including March 12 (number)	First-quarter payroll (\$1,000)	Annual payroll (\$1,000)
NEW JERSEY—Con.					
42	Wholesale trade—Con.				
423	Durable goods merchant wholesalers—Con.				
4234	Professional and commercial equipment and supplies merchant wholesalers—Con.				
42346	Ophthalmic goods merchant wholesalers—Con.				
423460	Ophthalmic goods merchant wholesalers				
	All establishments	54	3 749	28 846	108 606
	Establishments with 1 to 4 employees	29	45	463	2 018
	Establishments with 5 to 9 employees	4	25	368	1 736
	Establishments with 10 to 19 employees	9	112	1 120	4 554
	Establishments with 20 to 49 employees	3	86	662	2 821
	Establishments with 50 to 99 employees	2	c	D	D
	Establishments with 100 to 249 employees	3	f	D	D
	Establishments with 250 to 499 employees	3	1 140	12 965	51 517
	Establishments with 500 to 999 employees	—	—	—	—
	Establishments with 1,000 employees or more	1	g	D	D
42349	Other professional equipment and supplies merchant wholesalers				
	All establishments	136	2 730	38 274	157 999
	Establishments with 1 to 4 employees	61	96	1 061	5 338
	Establishments with 5 to 9 employees	34	226	2 634	10 965
	Establishments with 10 to 19 employees	19	264	3 276	13 036
	Establishments with 20 to 49 employees	15	382	5 093	19 359
	Establishments with 50 to 99 employees	4	265	4 066	16 655
	Establishments with 100 to 249 employees	1	c	D	D
	Establishments with 250 to 499 employees	—	—	—	—
	Establishments with 500 to 999 employees	2	g	D	D
	Establishments with 1,000 employees or more	—	—	—	—
423490	Other professional equipment and supplies merchant wholesalers				
	All establishments	136	2 730	38 274	157 999
	Establishments with 1 to 4 employees	61	96	1 061	5 338
	Establishments with 5 to 9 employees	34	226	2 634	10 965
	Establishments with 10 to 19 employees	19	264	3 276	13 036
	Establishments with 20 to 49 employees	15	382	5 093	19 359
	Establishments with 50 to 99 employees	4	265	4 066	16 655
	Establishments with 100 to 249 employees	1	c	D	D
	Establishments with 250 to 499 employees	—	—	—	—
	Establishments with 500 to 999 employees	2	g	D	D
	Establishments with 1,000 employees or more	—	—	—	—
4235	Metal and mineral (except petroleum) merchant wholesalers				
	All establishments	369	3 971	56 658	263 268
	Establishments with 1 to 4 employees	179	e	D	D
	Establishments with 5 to 9 employees	73	482	8 314	30 917
	Establishments with 10 to 19 employees	55	779	10 826	57 206
	Establishments with 20 to 49 employees	50	1 539	22 091	100 430
	Establishments with 50 to 99 employees	11	673	7 366	36 753
	Establishments with 100 to 249 employees	1	c	D	D
	Establishments with 250 to 499 employees	—	—	—	—
	Establishments with 500 to 999 employees	—	—	—	—
	Establishments with 1,000 employees or more	—	—	—	—
42351	Metal service centers and other metal merchant wholesalers				
	All establishments	353	3 849	54 104	248 493
	Establishments with 1 to 4 employees	167	e	D	D
	Establishments with 5 to 9 employees	73	482	8 314	30 917
	Establishments with 10 to 19 employees	53	f	D	D
	Establishments with 20 to 49 employees	48	g	D	D
	Establishments with 50 to 99 employees	11	673	7 366	36 753
	Establishments with 100 to 249 employees	1	c	D	D
	Establishments with 250 to 499 employees	—	—	—	—
	Establishments with 500 to 999 employees	—	—	—	—
	Establishments with 1,000 employees or more	—	—	—	—
423510	Metal service centers and other metal merchant wholesalers				
	All establishments	353	3 849	54 104	248 493
	Establishments with 1 to 4 employees	167	e	D	D
	Establishments with 5 to 9 employees	73	482	8 314	30 917
	Establishments with 10 to 19 employees	53	f	D	D
	Establishments with 20 to 49 employees	48	g	D	D
	Establishments with 50 to 99 employees	11	673	7 366	36 753
	Establishments with 100 to 249 employees	1	c	D	D
	Establishments with 250 to 499 employees	—	—	—	—
	Establishments with 500 to 999 employees	—	—	—	—
	Establishments with 1,000 employees or more	—	—	—	—
42352	Coal and other mineral and ore merchant wholesalers				
	All establishments	16	122	2 554	14 775
	Establishments with 1 to 4 employees	12	a	D	D
	Establishments with 5 to 9 employees	—	—	—	—
	Establishments with 10 to 19 employees	2	b	D	D
	Establishments with 20 to 49 employees	2	b	D	D
	Establishments with 50 to 99 employees	—	—	—	—
	Establishments with 100 to 249 employees	—	—	—	—
	Establishments with 250 to 499 employees	—	—	—	—

See footnotes at end of table.

Table 2. Establishments, Employees, and Payroll by Industry and Employment Size of Establishments for the State: 2004—Con.

[Excludes most government employees, railroad employees, and self-employed persons. Size class 1 to 4 employees includes establishments having payroll, but no employees, during mid-March pay period. For meaning of abbreviations and symbols, see introductory text. For explanation of terms, see Appendix A. For statement on reliability, see the note at the end of the table and Appendix C]

NAICS code	Geography, kind of business, and employment size class	Establishments (number)	Paid employees for pay period including March 12 (number)	First-quarter payroll (\$1,000)	Annual payroll (\$1,000)
	NEW JERSEY—Con.				
42	Wholesale trade—Con.				
423	Durable goods merchant wholesalers—Con.				
4235	Metal and mineral (except petroleum) merchant wholesalers—Con.				
42352	Coal and other mineral and ore merchant wholesalers—Con.				
	All establishments—Con.				
	Establishments with 500 to 999 employees	—	—	—	—
	Establishments with 1,000 employees or more	—	—	—	—
423520	Coal and other mineral and ore merchant wholesalers				
	All establishments	16	122	2 554	14 775
	Establishments with 1 to 4 employees	12	a	D	D
	Establishments with 5 to 9 employees	—	—	—	—
	Establishments with 10 to 19 employees	2	b	D	D
	Establishments with 20 to 49 employees	2	b	D	D
	Establishments with 50 to 99 employees	—	—	—	—
	Establishments with 100 to 249 employees	—	—	—	—
	Establishments with 250 to 499 employees	—	—	—	—
	Establishments with 500 to 999 employees	—	—	—	—
	Establishments with 1,000 employees or more	—	—	—	—
4236	Electrical and electronic goods merchant wholesalers				
	All establishments	1 216	22 560	408 929	1 638 216
	Establishments with 1 to 4 employees	574	1 105	15 165	76 396
	Establishments with 5 to 9 employees	239	1 588	21 512	88 610
	Establishments with 10 to 19 employees	188	2 599	35 884	157 441
	Establishments with 20 to 49 employees	133	4 069	64 226	270 786
	Establishments with 50 to 99 employees	47	3 244	52 136	222 913
	Establishments with 100 to 249 employees	26	4 255	96 844	365 325
	Establishments with 250 to 499 employees	4	g	D	D
	Establishments with 500 to 999 employees	4	2 272	46 658	192 032
	Establishments with 1,000 employees or more	1	g	D	D
42361	Electrical apparatus and equipment, wiring supplies, and related equipment merchant wholesalers				
	All establishments	458	5 322	70 267	295 904
	Establishments with 1 to 4 employees	207	e	D	D
	Establishments with 5 to 9 employees	98	657	8 042	32 913
	Establishments with 10 to 19 employees	92	1 279	16 805	69 540
	Establishments with 20 to 49 employees	42	1 338	17 090	73 209
	Establishments with 50 to 99 employees	16	1 145	17 049	74 399
	Establishments with 100 to 249 employees	2	c	D	D
	Establishments with 250 to 499 employees	1	e	D	D
	Establishments with 500 to 999 employees	—	—	—	—
	Establishments with 1,000 employees or more	—	—	—	—
423610	Electrical apparatus and equipment, wiring supplies, and related equipment merchant wholesalers				
	All establishments	458	5 322	70 267	295 904
	Establishments with 1 to 4 employees	207	e	D	D
	Establishments with 5 to 9 employees	98	657	8 042	32 913
	Establishments with 10 to 19 employees	92	1 279	16 805	69 540
	Establishments with 20 to 49 employees	42	1 338	17 090	73 209
	Establishments with 50 to 99 employees	16	1 145	17 049	74 399
	Establishments with 100 to 249 employees	2	c	D	D
	Establishments with 250 to 499 employees	1	e	D	D
	Establishments with 500 to 999 employees	—	—	—	—
	Establishments with 1,000 employees or more	—	—	—	—
42362	Electrical and electronic appliance, television, and radio set merchant wholesalers				
	All establishments	131	5 855	104 200	427 703
	Establishments with 1 to 4 employees	61	100	956	5 133
	Establishments with 5 to 9 employees	23	149	1 988	8 664
	Establishments with 10 to 19 employees	15	203	2 145	9 642
	Establishments with 20 to 49 employees	13	419	6 645	29 342
	Establishments with 50 to 99 employees	8	538	8 502	35 901
	Establishments with 100 to 249 employees	8	g	D	D
	Establishments with 250 to 499 employees	—	—	—	—
	Establishments with 500 to 999 employees	2	g	D	D
	Establishments with 1,000 employees or more	1	g	D	D
423620	Electrical and electronic appliance, television, and radio set merchant wholesalers				
	All establishments	131	5 855	104 200	427 703
	Establishments with 1 to 4 employees	61	100	956	5 133
	Establishments with 5 to 9 employees	23	149	1 988	8 664
	Establishments with 10 to 19 employees	15	203	2 145	9 642
	Establishments with 20 to 49 employees	13	419	6 645	29 342
	Establishments with 50 to 99 employees	8	538	8 502	35 901
	Establishments with 100 to 249 employees	8	g	D	D
	Establishments with 250 to 499 employees	—	—	—	—
	Establishments with 500 to 999 employees	2	g	D	D
	Establishments with 1,000 employees or more	1	g	D	D

See footnotes at end of table.

Table 2. Establishments, Employees, and Payroll by Industry and Employment Size of Establishments for the State: 2004—Con.

[Excludes most government employees, railroad employees, and self-employed persons. Size class 1 to 4 employees includes establishments having payroll, but no employees, during mid-March pay period. For meaning of abbreviations and symbols, see introductory text. For explanation of terms, see Appendix A. For statement on reliability, see the note at the end of the table and Appendix C]

NAICS code	Geography, kind of business, and employment size class	Establishments (number)	Paid employees for pay period including March 12 (number)	First-quarter payroll (\$1,000)	Annual payroll (\$1,000)
42	NEW JERSEY—Con.				
	Wholesale trade—Con.				
423	Durable goods merchant wholesalers—Con.				
4236	Electrical and electronic goods merchant wholesalers—Con.				
42369	Other electronic parts and equipment merchant wholesalers				
	All establishments	627	11 383	234 462	914 609
	Establishments with 1 to 4 employees	306	f	D	D
	Establishments with 5 to 9 employees	118	782	11 482	47 033
	Establishments with 10 to 19 employees	81	1 117	16 934	78 259
	Establishments with 20 to 49 employees	78	2 312	40 491	168 235
	Establishments with 50 to 99 employees	23	1 561	26 585	112 613
	Establishments with 100 to 249 employees	16	2 673	68 291	248 126
	Establishments with 250 to 499 employees	3	g	D	D
	Establishments with 500 to 999 employees	2	g	D	D
	Establishments with 1,000 employees or more	—	—	—	—
423690	Other electronic parts and equipment merchant wholesalers				
	All establishments	627	11 383	234 462	914 609
	Establishments with 1 to 4 employees	306	f	D	D
	Establishments with 5 to 9 employees	118	782	11 482	47 033
	Establishments with 10 to 19 employees	81	1 117	16 934	78 259
	Establishments with 20 to 49 employees	78	2 312	40 491	168 235
	Establishments with 50 to 99 employees	23	1 561	26 585	112 613
	Establishments with 100 to 249 employees	16	2 673	68 291	248 126
	Establishments with 250 to 499 employees	3	g	D	D
	Establishments with 500 to 999 employees	2	g	D	D
	Establishments with 1,000 employees or more	—	—	—	—
4237	Hardware, and plumbing and heating equipment and supplies merchant wholesalers				
	All establishments	592	7 142	84 464	375 570
	Establishments with 1 to 4 employees	261	538	5 285	22 941
	Establishments with 5 to 9 employees	147	991	10 473	45 434
	Establishments with 10 to 19 employees	86	1 169	13 976	62 637
	Establishments with 20 to 49 employees	70	2 089	25 312	122 380
	Establishments with 50 to 99 employees	21	1 461	19 329	79 305
	Establishments with 100 to 249 employees	7	894	10 089	42 873
	Establishments with 250 to 499 employees	—	—	—	—
	Establishments with 500 to 999 employees	—	—	—	—
	Establishments with 1,000 employees or more	—	—	—	—
42371	Hardware merchant wholesalers				
	All establishments	259	2 724	30 767	148 932
	Establishments with 1 to 4 employees	145	270	2 747	11 764
	Establishments with 5 to 9 employees	47	330	3 365	14 648
	Establishments with 10 to 19 employees	27	385	3 940	18 795
	Establishments with 20 to 49 employees	30	927	11 845	64 564
	Establishments with 50 to 99 employees	8	f	D	D
	Establishments with 100 to 249 employees	2	c	D	D
	Establishments with 250 to 499 employees	—	—	—	—
	Establishments with 500 to 999 employees	—	—	—	—
	Establishments with 1,000 employees or more	—	—	—	—
423710	Hardware merchant wholesalers				
	All establishments	259	2 724	30 767	148 932
	Establishments with 1 to 4 employees	145	270	2 747	11 764
	Establishments with 5 to 9 employees	47	330	3 365	14 648
	Establishments with 10 to 19 employees	27	385	3 940	18 795
	Establishments with 20 to 49 employees	30	927	11 845	64 564
	Establishments with 50 to 99 employees	8	f	D	D
	Establishments with 100 to 249 employees	2	c	D	D
	Establishments with 250 to 499 employees	—	—	—	—
	Establishments with 500 to 999 employees	—	—	—	—
	Establishments with 1,000 employees or more	—	—	—	—
42372	Plumbing and heating equipment and supplies (hydronics) merchant wholesalers				
	All establishments	148	2 362	28 320	119 342
	Establishments with 1 to 4 employees	53	103	922	4 090
	Establishments with 5 to 9 employees	40	264	3 094	12 705
	Establishments with 10 to 19 employees	21	286	3 632	16 614
	Establishments with 20 to 49 employees	23	713	8 171	34 840
	Establishments with 50 to 99 employees	8	572	8 462	33 033
	Establishments with 100 to 249 employees	3	424	4 039	18 060
	Establishments with 250 to 499 employees	—	—	—	—
	Establishments with 500 to 999 employees	—	—	—	—
	Establishments with 1,000 employees or more	—	—	—	—
423720	Plumbing and heating equipment and supplies (hydronics) merchant wholesalers				
	All establishments	148	2 362	28 320	119 342
	Establishments with 1 to 4 employees	53	103	922	4 090
	Establishments with 5 to 9 employees	40	264	3 094	12 705
	Establishments with 10 to 19 employees	21	286	3 632	16 614
	Establishments with 20 to 49 employees	23	713	8 171	34 840
	Establishments with 50 to 99 employees	8	572	8 462	33 033
	Establishments with 100 to 249 employees	3	424	4 039	18 060
	Establishments with 250 to 499 employees	—	—	—	—

See footnotes at end of table.

Table 2. Establishments, Employees, and Payroll by Industry and Employment Size of Establishments for the State: 2004—Con.

[Excludes most government employees, railroad employees, and self-employed persons. Size class 1 to 4 employees includes establishments having payroll, but no employees, during mid-March pay period. For meaning of abbreviations and symbols, see introductory text. For explanation of terms, see Appendix A. For statement on reliability, see the note at the end of the table and Appendix C]

NAICS code	Geography, kind of business, and employment size class	Establishments (number)	Paid employees for pay period including March 12 (number)	First-quarter payroll (\$1,000)	Annual payroll (\$1,000)
	NEW JERSEY—Con.				
42	Wholesale trade—Con.				
423	Durable goods merchant wholesalers—Con.				
4237	Hardware, and plumbing and heating equipment and supplies merchant wholesalers—Con.				
42372	Plumbing and heating equipment and supplies (hydronics) merchant wholesalers—Con.				
423720	Plumbing and heating equipment and supplies (hydronics) merchant wholesalers—Con.				
	All establishments—Con.				
	Establishments with 500 to 999 employees	—	—	—	—
	Establishments with 1,000 employees or more	—	—	—	—
42373	Warm air heating and air-conditioning equipment and supplies merchant wholesalers				
	All establishments	149	1 647	21 488	90 804
	Establishments with 1 to 4 employees	48	127	1 211	5 456
	Establishments with 5 to 9 employees	51	332	3 355	15 876
	Establishments with 10 to 19 employees	30	393	5 138	21 673
	Establishments with 20 to 49 employees	15	e	D	D
	Establishments with 50 to 99 employees	3	c	D	D
	Establishments with 100 to 249 employees	2	c	D	D
	Establishments with 250 to 499 employees	—	—	—	—
	Establishments with 500 to 999 employees	—	—	—	—
	Establishments with 1,000 employees or more	—	—	—	—
423730	Warm air heating and air-conditioning equipment and supplies merchant wholesalers				
	All establishments	149	1 647	21 488	90 804
	Establishments with 1 to 4 employees	48	127	1 211	5 456
	Establishments with 5 to 9 employees	51	332	3 355	15 876
	Establishments with 10 to 19 employees	30	393	5 138	21 673
	Establishments with 20 to 49 employees	15	e	D	D
	Establishments with 50 to 99 employees	3	c	D	D
	Establishments with 100 to 249 employees	2	c	D	D
	Establishments with 250 to 499 employees	—	—	—	—
	Establishments with 500 to 999 employees	—	—	—	—
	Establishments with 1,000 employees or more	—	—	—	—
42374	Refrigeration equipment and supplies merchant wholesalers				
	All establishments	36	409	3 889	16 492
	Establishments with 1 to 4 employees	15	38	405	1 631
	Establishments with 5 to 9 employees	9	65	659	2 205
	Establishments with 10 to 19 employees	8	105	1 266	5 555
	Establishments with 20 to 49 employees	2	b	D	D
	Establishments with 50 to 99 employees	2	c	D	D
	Establishments with 100 to 249 employees	—	—	—	—
	Establishments with 250 to 499 employees	—	—	—	—
	Establishments with 500 to 999 employees	—	—	—	—
	Establishments with 1,000 employees or more	—	—	—	—
423740	Refrigeration equipment and supplies merchant wholesalers				
	All establishments	36	409	3 889	16 492
	Establishments with 1 to 4 employees	15	38	405	1 631
	Establishments with 5 to 9 employees	9	65	659	2 205
	Establishments with 10 to 19 employees	8	105	1 266	5 555
	Establishments with 20 to 49 employees	2	b	D	D
	Establishments with 50 to 99 employees	2	c	D	D
	Establishments with 100 to 249 employees	—	—	—	—
	Establishments with 250 to 499 employees	—	—	—	—
	Establishments with 500 to 999 employees	—	—	—	—
	Establishments with 1,000 employees or more	—	—	—	—
4238	Machinery, equipment, and supplies merchant wholesalers				
	All establishments	1 816	20 302	260 789	1 124 595
	Establishments with 1 to 4 employees	947	1 868	18 849	88 690
	Establishments with 5 to 9 employees	365	2 466	29 210	126 103
	Establishments with 10 to 19 employees	290	4 012	51 749	227 664
	Establishments with 20 to 49 employees	152	4 646	61 174	255 358
	Establishments with 50 to 99 employees	42	2 770	33 998	142 888
	Establishments with 100 to 249 employees	15	2 474	39 976	164 564
	Establishments with 250 to 499 employees	4	g	D	D
	Establishments with 500 to 999 employees	1	f	D	D
	Establishments with 1,000 employees or more	—	—	—	—
42381	Construction and mining (except oil well) machinery and equipment merchant wholesalers				
	All establishments	92	1 755	22 205	96 458
	Establishments with 1 to 4 employees	43	88	901	3 859
	Establishments with 5 to 9 employees	15	107	1 266	5 681
	Establishments with 10 to 19 employees	14	203	2 339	10 237
	Establishments with 20 to 49 employees	13	397	4 825	21 721
	Establishments with 50 to 99 employees	4	287	3 270	14 269
	Establishments with 100 to 249 employees	2	e	D	D
	Establishments with 250 to 499 employees	1	e	D	D
	Establishments with 500 to 999 employees	—	—	—	—
	Establishments with 1,000 employees or more	—	—	—	—

See footnotes at end of table.

Table 2. Establishments, Employees, and Payroll by Industry and Employment Size of Establishments for the State: 2004—Con.

[Excludes most government employees, railroad employees, and self-employed persons. Size class 1 to 4 employees includes establishments having payroll, but no employees, during mid-March pay period. For meaning of abbreviations and symbols, see introductory text. For explanation of terms, see Appendix A. For statement on reliability, see the note at the end of the table and Appendix C]

NAICS code	Geography, kind of business, and employment size class	Establishments (number)	Paid employees for pay period including March 12 (number)	First-quarter payroll (\$1,000)	Annual payroll (\$1,000)
	NEW JERSEY—Con.				
42	Wholesale trade—Con.				
423	Durable goods merchant wholesalers—Con.				
4238	Machinery, equipment, and supplies merchant wholesalers—Con.				
42381	Construction and mining (except oil well) machinery and equipment merchant wholesalers—Con.				
423810	Construction and mining (except oil well) machinery and equipment merchant wholesalers				
	All establishments	92	1 755	22 205	96 458
	Establishments with 1 to 4 employees	43	88	901	3 859
	Establishments with 5 to 9 employees	15	107	1 286	5 681
	Establishments with 10 to 19 employees	14	203	2 339	10 237
	Establishments with 20 to 49 employees	13	397	4 825	21 721
	Establishments with 50 to 99 employees	4	287	3 270	14 269
	Establishments with 100 to 249 employees	2	e	D	D
	Establishments with 250 to 499 employees	1	e	D	D
	Establishments with 500 to 999 employees	—	—	—	—
	Establishments with 1,000 employees or more	—	—	—	—
42382	Farm and garden machinery and equipment merchant wholesalers				
	All establishments	83	787	8 445	40 749
	Establishments with 1 to 4 employees	43	83	764	3 883
	Establishments with 5 to 9 employees	13	b	D	D
	Establishments with 10 to 19 employees	17	241	2 748	13 618
	Establishments with 20 to 49 employees	8	259	2 763	13 707
	Establishments with 50 to 99 employees	2	c	D	D
	Establishments with 100 to 249 employees	—	—	—	—
	Establishments with 250 to 499 employees	—	—	—	—
	Establishments with 500 to 999 employees	—	—	—	—
	Establishments with 1,000 employees or more	—	—	—	—
423820	Farm and garden machinery and equipment merchant wholesalers				
	All establishments	83	787	8 445	40 749
	Establishments with 1 to 4 employees	43	83	764	3 883
	Establishments with 5 to 9 employees	13	b	D	D
	Establishments with 10 to 19 employees	17	241	2 748	13 618
	Establishments with 20 to 49 employees	8	259	2 763	13 707
	Establishments with 50 to 99 employees	2	c	D	D
	Establishments with 100 to 249 employees	—	—	—	—
	Establishments with 250 to 499 employees	—	—	—	—
	Establishments with 500 to 999 employees	—	—	—	—
	Establishments with 1,000 employees or more	—	—	—	—
42383	Industrial machinery and equipment merchant wholesalers				
	All establishments	953	10 360	139 620	599 457
	Establishments with 1 to 4 employees	508	1 018	10 442	49 067
	Establishments with 5 to 9 employees	191	1 285	16 134	68 145
	Establishments with 10 to 19 employees	145	2 035	27 289	117 345
	Establishments with 20 to 49 employees	80	2 427	36 381	147 813
	Establishments with 50 to 99 employees	19	g	D	D
	Establishments with 100 to 249 employees	8	1 219	21 025	85 903
	Establishments with 250 to 499 employees	1	e	D	D
	Establishments with 500 to 999 employees	1	f	D	D
	Establishments with 1,000 employees or more	—	—	—	—
423830	Industrial machinery and equipment merchant wholesalers				
	All establishments	953	10 360	139 620	599 457
	Establishments with 1 to 4 employees	508	1 018	10 442	49 067
	Establishments with 5 to 9 employees	191	1 285	16 134	68 145
	Establishments with 10 to 19 employees	145	2 035	27 289	117 345
	Establishments with 20 to 49 employees	80	2 427	36 381	147 813
	Establishments with 50 to 99 employees	19	g	D	D
	Establishments with 100 to 249 employees	8	1 219	21 025	85 903
	Establishments with 250 to 499 employees	1	e	D	D
	Establishments with 500 to 999 employees	1	f	D	D
	Establishments with 1,000 employees or more	—	—	—	—
42384	Industrial supplies merchant wholesalers				
	All establishments	403	3 824	47 973	206 495
	Establishments with 1 to 4 employees	198	387	4 301	20 072
	Establishments with 5 to 9 employees	97	f	D	D
	Establishments with 10 to 19 employees	67	923	11 671	52 691
	Establishments with 20 to 49 employees	27	808	9 097	39 384
	Establishments with 50 to 99 employees	13	866	10 925	43 667
	Establishments with 100 to 249 employees	1	c	D	D
	Establishments with 250 to 499 employees	—	—	—	—
	Establishments with 500 to 999 employees	—	—	—	—
	Establishments with 1,000 employees or more	—	—	—	—
423840	Industrial supplies merchant wholesalers				

See footnotes at end of table.

Table 2. Establishments, Employees, and Payroll by Industry and Employment Size of Establishments for the State: 2004—Con.

[Excludes most government employees, railroad employees, and self-employed persons. Size class 1 to 4 employees includes establishments having payroll, but no employees, during mid-March pay period. For meaning of abbreviations and symbols, see introductory text. For explanation of terms, see Appendix A. For statement on reliability, see the note at the end of the table and Appendix C]

NAICS code	Geography, kind of business, and employment size class	Establishments (number)	Paid employees for pay period including March 12 (number)	First-quarter payroll (\$1,000)	Annual payroll (\$1,000)
NEW JERSEY—Con.					
42	Wholesale trade—Con.				
423	Durable goods merchant wholesalers—Con.				
4238	Machinery, equipment, and supplies merchant wholesalers—Con.				
42384	Industrial supplies merchant wholesalers—Con.				
423840	Industrial supplies merchant wholesalers—Con.				
	All establishments	403	3 824	47 973	206 495
	Establishments with 1 to 4 employees	198	387	4 301	20 072
	Establishments with 5 to 9 employees	97	f	D	D
	Establishments with 10 to 19 employees	67	923	11 671	52 691
	Establishments with 20 to 49 employees	27	808	9 097	39 384
	Establishments with 50 to 99 employees	13	866	10 925	43 667
	Establishments with 100 to 249 employees	1	c	D	D
	Establishments with 250 to 499 employees	—	—	—	—
	Establishments with 500 to 999 employees	—	—	—	—
	Establishments with 1,000 employees or more	—	—	—	—
42385	Service establishment equipment and supplies merchant wholesalers				
	All establishments	185	2 089	19 723	85 896
	Establishments with 1 to 4 employees	101	192	1 385	6 940
	Establishments with 5 to 9 employees	37	259	2 847	12 022
	Establishments with 10 to 19 employees	24	302	3 167	12 691
	Establishments with 20 to 49 employees	17	520	5 154	20 895
	Establishments with 50 to 99 employees	3	166	1 917	9 036
	Establishments with 100 to 249 employees	2	e	D	D
	Establishments with 250 to 499 employees	1	e	D	D
	Establishments with 500 to 999 employees	—	—	—	—
	Establishments with 1,000 employees or more	—	—	—	—
423850	Service establishment equipment and supplies merchant wholesalers				
	All establishments	185	2 089	19 723	85 896
	Establishments with 1 to 4 employees	101	192	1 385	6 940
	Establishments with 5 to 9 employees	37	259	2 847	12 022
	Establishments with 10 to 19 employees	24	302	3 167	12 691
	Establishments with 20 to 49 employees	17	520	5 154	20 895
	Establishments with 50 to 99 employees	3	166	1 917	9 036
	Establishments with 100 to 249 employees	2	e	D	D
	Establishments with 250 to 499 employees	1	e	D	D
	Establishments with 500 to 999 employees	—	—	—	—
	Establishments with 1,000 employees or more	—	—	—	—
42386	Transportation equipment and supplies (except motor vehicle) merchant wholesalers				
	All establishments	100	1 487	22 823	95 540
	Establishments with 1 to 4 employees	54	100	1 056	4 869
	Establishments with 5 to 9 employees	12	83	926	4 814
	Establishments with 10 to 19 employees	23	308	4 535	21 082
	Establishments with 20 to 49 employees	7	235	2 954	11 838
	Establishments with 50 to 99 employees	1	b	D	D
	Establishments with 100 to 249 employees	2	e	D	D
	Establishments with 250 to 499 employees	1	e	D	D
	Establishments with 500 to 999 employees	—	—	—	—
	Establishments with 1,000 employees or more	—	—	—	—
423860	Transportation equipment and supplies (except motor vehicle) merchant wholesalers				
	All establishments	100	1 487	22 823	95 540
	Establishments with 1 to 4 employees	54	100	1 056	4 869
	Establishments with 5 to 9 employees	12	83	926	4 814
	Establishments with 10 to 19 employees	23	308	4 535	21 082
	Establishments with 20 to 49 employees	7	235	2 954	11 838
	Establishments with 50 to 99 employees	1	b	D	D
	Establishments with 100 to 249 employees	2	e	D	D
	Establishments with 250 to 499 employees	1	e	D	D
	Establishments with 500 to 999 employees	—	—	—	—
	Establishments with 1,000 employees or more	—	—	—	—
4239	Miscellaneous durable goods merchant wholesalers				
	All establishments	1 407	14 288	168 845	720 256
	Establishments with 1 to 4 employees	884	1 424	12 201	66 408
	Establishments with 5 to 9 employees	220	1 453	13 859	64 405
	Establishments with 10 to 19 employees	153	2 109	21 634	91 696
	Establishments with 20 to 49 employees	93	2 868	32 511	146 193
	Establishments with 50 to 99 employees	35	2 340	25 647	111 357
	Establishments with 100 to 249 employees	19	2 841	44 068	177 313
	Establishments with 250 to 499 employees	2	f	D	D
	Establishments with 500 to 999 employees	1	f	D	D
	Establishments with 1,000 employees or more	—	—	—	—
42391	Sporting and recreational goods and supplies merchant wholesalers				
	All establishments	190	1 834	19 490	84 746
	Establishments with 1 to 4 employees	113	168	1 498	8 140
	Establishments with 5 to 9 employees	30	195	2 026	8 501
	Establishments with 10 to 19 employees	20	278	2 773	12 778
	Establishments with 20 to 49 employees	21	642	5 459	25 990
	Establishments with 50 to 99 employees	3	c	D	D
	Establishments with 100 to 249 employees	3	e	D	D

See footnotes at end of table.

Table 2. Establishments, Employees, and Payroll by Industry and Employment Size of Establishments for the State: 2004—Con.

[Excludes most government employees, railroad employees, and self-employed persons. Size class 1 to 4 employees includes establishments having payroll, but no employees, during mid-March pay period. For meaning of abbreviations and symbols, see introductory text. For explanation of terms, see Appendix A. For statement on reliability, see the note at the end of the table and Appendix C]

NAICS code	Geography, kind of business, and employment size class	Establishments (number)	Paid employees for pay period including March 12 (number)	First-quarter payroll (\$1,000)	Annual payroll (\$1,000)
	NEW JERSEY—Con.				
42	Wholesale trade—Con.				
423	Durable goods merchant wholesalers—Con.				
4239	Miscellaneous durable goods merchant wholesalers—Con.				
42391	Sporting and recreational goods and supplies merchant wholesalers—Con.				
	All establishments—Con.				
	Establishments with 250 to 499 employees	—	—	—	—
	Establishments with 500 to 999 employees	—	—	—	—
	Establishments with 1,000 employees or more	—	—	—	—
423910	Sporting and recreational goods and supplies merchant wholesalers				
	All establishments	190	1 834	19 490	84 746
	Establishments with 1 to 4 employees	113	168	1 498	8 140
	Establishments with 5 to 9 employees	30	195	2 026	8 501
	Establishments with 10 to 19 employees	20	278	2 773	12 778
	Establishments with 20 to 49 employees	21	642	5 459	25 990
	Establishments with 50 to 99 employees	3	c	D	D
	Establishments with 100 to 249 employees	3	e	D	D
	Establishments with 250 to 499 employees	—	—	—	—
	Establishments with 500 to 999 employees	—	—	—	—
	Establishments with 1,000 employees or more	—	—	—	—
42392	Toy and hobby goods and supplies merchant wholesalers				
	All establishments	130	2 707	36 467	133 200
	Establishments with 1 to 4 employees	66	139	1 076	5 267
	Establishments with 5 to 9 employees	27	188	2 147	9 168
	Establishments with 10 to 19 employees	14	200	2 667	9 930
	Establishments with 20 to 49 employees	15	461	6 511	25 120
	Establishments with 50 to 99 employees	3	c	D	D
	Establishments with 100 to 249 employees	2	e	D	D
	Establishments with 250 to 499 employees	2	f	D	D
	Establishments with 500 to 999 employees	1	f	D	D
	Establishments with 1,000 employees or more	—	—	—	—
423920	Toy and hobby goods and supplies merchant wholesalers				
	All establishments	130	2 707	36 467	133 200
	Establishments with 1 to 4 employees	66	139	1 076	5 267
	Establishments with 5 to 9 employees	27	188	2 147	9 168
	Establishments with 10 to 19 employees	14	200	2 667	9 930
	Establishments with 20 to 49 employees	15	461	6 511	25 120
	Establishments with 50 to 99 employees	3	c	D	D
	Establishments with 100 to 249 employees	2	e	D	D
	Establishments with 250 to 499 employees	2	f	D	D
	Establishments with 500 to 999 employees	1	f	D	D
	Establishments with 1,000 employees or more	—	—	—	—
42393	Recyclable material merchant wholesalers				
	All establishments	259	3 443	30 446	150 649
	Establishments with 1 to 4 employees	117	212	1 953	10 217
	Establishments with 5 to 9 employees	63	427	3 728	19 805
	Establishments with 10 to 19 employees	37	494	4 414	20 393
	Establishments with 20 to 49 employees	25	775	6 912	33 694
	Establishments with 50 to 99 employees	13	883	8 154	39 728
	Establishments with 100 to 249 employees	4	652	5 285	26 812
	Establishments with 250 to 499 employees	—	—	—	—
	Establishments with 500 to 999 employees	—	—	—	—
	Establishments with 1,000 employees or more	—	—	—	—
423930	Recyclable material merchant wholesalers				
	All establishments	259	3 443	30 446	150 649
	Establishments with 1 to 4 employees	117	212	1 953	10 217
	Establishments with 5 to 9 employees	63	427	3 728	19 805
	Establishments with 10 to 19 employees	37	494	4 414	20 393
	Establishments with 20 to 49 employees	25	775	6 912	33 694
	Establishments with 50 to 99 employees	13	883	8 154	39 728
	Establishments with 100 to 249 employees	4	652	5 285	26 812
	Establishments with 250 to 499 employees	—	—	—	—
	Establishments with 500 to 999 employees	—	—	—	—
	Establishments with 1,000 employees or more	—	—	—	—
42394	Jewelry, watch, precious stone, and precious metal merchant wholesalers				
	All establishments	297	2 657	40 884	161 514
	Establishments with 1 to 4 employees	219	362	3 140	15 749
	Establishments with 5 to 9 employees	30	189	1 598	6 257
	Establishments with 10 to 19 employees	25	338	3 119	12 983
	Establishments with 20 to 49 employees	8	273	5 252	19 545
	Establishments with 50 to 99 employees	10	676	9 071	36 968
	Establishments with 100 to 249 employees	5	819	18 704	70 012
	Establishments with 250 to 499 employees	—	—	—	—
	Establishments with 500 to 999 employees	—	—	—	—
	Establishments with 1,000 employees or more	—	—	—	—

See footnotes at end of table.

Table 2. Establishments, Employees, and Payroll by Industry and Employment Size of Establishments for the State: 2004—Con.

[Excludes most government employees, railroad employees, and self-employed persons. Size class 1 to 4 employees includes establishments having payroll, but no employees, during mid-March pay period. For meaning of abbreviations and symbols, see introductory text. For explanation of terms, see Appendix A. For statement on reliability, see the note at the end of the table and Appendix C]

NAICS code	Geography, kind of business, and employment size class	Establishments (number)	Paid employees for pay period including March 12 (number)	First-quarter payroll (\$1,000)	Annual payroll (\$1,000)
	NEW JERSEY—Con.				
42	Wholesale trade—Con.				
423	Durable goods merchant wholesalers—Con.				
4239	Miscellaneous durable goods merchant wholesalers—Con.				
42394	Jewelry, watch, precious stone, and precious metal merchant wholesalers—Con.				
423940	Jewelry, watch, precious stone, and precious metal merchant wholesalers				
	All establishments	297	2 657	40 884	161 514
	Establishments with 1 to 4 employees	219	362	3 140	15 749
	Establishments with 5 to 9 employees	30	189	1 598	6 257
	Establishments with 10 to 19 employees	25	338	3 119	12 983
	Establishments with 20 to 49 employees	8	273	5 252	19 545
	Establishments with 50 to 99 employees	10	676	9 071	36 968
	Establishments with 100 to 249 employees	5	819	18 704	70 012
	Establishments with 250 to 499 employees	—	—	—	—
	Establishments with 500 to 999 employees	—	—	—	—
	Establishments with 1,000 employees or more	—	—	—	—
42399	Other miscellaneous durable goods merchant wholesalers				
	All establishments	531	3 647	41 558	190 147
	Establishments with 1 to 4 employees	369	543	4 534	27 035
	Establishments with 5 to 9 employees	70	454	4 360	20 674
	Establishments with 10 to 19 employees	57	799	8 661	35 612
	Establishments with 20 to 49 employees	24	717	8 377	41 844
	Establishments with 50 to 99 employees	6	385	5 116	19 376
	Establishments with 100 to 249 employees	5	749	10 510	45 606
	Establishments with 250 to 499 employees	—	—	—	—
	Establishments with 500 to 999 employees	—	—	—	—
	Establishments with 1,000 employees or more	—	—	—	—
423990	Other miscellaneous durable goods merchant wholesalers				
	All establishments	531	3 647	41 558	190 147
	Establishments with 1 to 4 employees	369	543	4 534	27 035
	Establishments with 5 to 9 employees	70	454	4 360	20 674
	Establishments with 10 to 19 employees	57	799	8 661	35 612
	Establishments with 20 to 49 employees	24	717	8 377	41 844
	Establishments with 50 to 99 employees	6	385	5 116	19 376
	Establishments with 100 to 249 employees	5	749	10 510	45 606
	Establishments with 250 to 499 employees	—	—	—	—
	Establishments with 500 to 999 employees	—	—	—	—
	Establishments with 1,000 employees or more	—	—	—	—
424	Nondurable goods merchant wholesalers				
	All establishments	5 790	122 790	1 868 807	7 431 432
	Establishments with 1 to 4 employees	3 176	5 598	59 319	333 322
	Establishments with 5 to 9 employees	952	i	D	D
	Establishments with 10 to 19 employees	688	9 338	114 886	505 477
	Establishments with 20 to 49 employees	526	16 423	196 648	857 602
	Establishments with 50 to 99 employees	239	16 343	203 166	852 636
	Establishments with 100 to 249 employees	143	j	D	D
	Establishments with 250 to 499 employees	41	j	D	D
	Establishments with 500 to 999 employees	15	9 747	181 373	667 292
	Establishments with 1,000 employees or more	10	j	D	D
4241	Paper and paper product merchant wholesalers				
	All establishments	619	8 908	112 971	497 207
	Establishments with 1 to 4 employees	326	604	7 170	42 534
	Establishments with 5 to 9 employees	116	760	9 637	42 086
	Establishments with 10 to 19 employees	77	1 039	12 524	55 503
	Establishments with 20 to 49 employees	63	1 996	27 490	120 229
	Establishments with 50 to 99 employees	19	1 280	16 779	74 873
	Establishments with 100 to 249 employees	15	2 294	28 358	116 078
	Establishments with 250 to 499 employees	3	935	11 013	45 904
	Establishments with 500 to 999 employees	—	—	—	—
	Establishments with 1,000 employees or more	—	—	—	—
42411	Printing and writing paper merchant wholesalers				
	All establishments	88	1 692	23 481	100 160
	Establishments with 1 to 4 employees	46	b	D	D
	Establishments with 5 to 9 employees	17	114	1 851	8 705
	Establishments with 10 to 19 employees	6	b	D	D
	Establishments with 20 to 49 employees	9	292	5 434	22 104
	Establishments with 50 to 99 employees	6	413	5 554	26 331
	Establishments with 100 to 249 employees	4	f	D	D
	Establishments with 250 to 499 employees	—	—	—	—
	Establishments with 500 to 999 employees	—	—	—	—
	Establishments with 1,000 employees or more	—	—	—	—
424110	Printing and writing paper merchant wholesalers				
	All establishments	88	1 692	23 481	100 160
	Establishments with 1 to 4 employees	46	b	D	D
	Establishments with 5 to 9 employees	17	114	1 851	8 705
	Establishments with 10 to 19 employees	6	b	D	D
	Establishments with 20 to 49 employees	9	292	5 434	22 104
	Establishments with 50 to 99 employees	6	413	5 554	26 331
	Establishments with 100 to 249 employees	4	f	D	D

See footnotes at end of table.

Table 2. Establishments, Employees, and Payroll by Industry and Employment Size of Establishments for the State: 2004—Con.

[Excludes most government employees, railroad employees, and self-employed persons. Size class 1 to 4 employees includes establishments having payroll, but no employees, during mid-March pay period. For meaning of abbreviations and symbols, see introductory text. For explanation of terms, see Appendix A. For statement on reliability, see the note at the end of the table and Appendix C]

NAICS code	Geography, kind of business, and employment size class	Establishments (number)	Paid employees for pay period including March 12 (number)	First-quarter payroll (\$1,000)	Annual payroll (\$1,000)
	NEW JERSEY—Con.				
42	Wholesale trade—Con.				
424	Nondurable goods merchant wholesalers—Con.				
4241	Paper and paper product merchant wholesalers—Con.				
42411	Printing and writing paper merchant wholesalers—Con.				
424110	Printing and writing paper merchant wholesalers—Con.				
	All establishments—Con.				
	Establishments with 250 to 499 employees	—	—	—	—
	Establishments with 500 to 999 employees	—	—	—	—
	Establishments with 1,000 employees or more	—	—	—	—
42412	Stationery and office supplies merchant wholesalers				
	All establishments	286	4 021	48 183	202 098
	Establishments with 1 to 4 employees	165	e	D	D
	Establishments with 5 to 9 employees	57	369	4 549	18 938
	Establishments with 10 to 19 employees	34	e	D	D
	Establishments with 20 to 49 employees	14	427	5 555	25 472
	Establishments with 50 to 99 employees	5	351	3 394	14 484
	Establishments with 100 to 249 employees	8	1 175	13 894	55 176
	Establishments with 250 to 499 employees	3	935	11 013	45 904
	Establishments with 500 to 999 employees	—	—	—	—
	Establishments with 1,000 employees or more	—	—	—	—
424120	Stationery and office supplies merchant wholesalers				
	All establishments	286	4 021	48 183	202 098
	Establishments with 1 to 4 employees	165	e	D	D
	Establishments with 5 to 9 employees	57	369	4 549	18 938
	Establishments with 10 to 19 employees	34	e	D	D
	Establishments with 20 to 49 employees	14	427	5 555	25 472
	Establishments with 50 to 99 employees	5	351	3 394	14 484
	Establishments with 100 to 249 employees	8	1 175	13 894	55 176
	Establishments with 250 to 499 employees	3	935	11 013	45 904
	Establishments with 500 to 999 employees	—	—	—	—
	Establishments with 1,000 employees or more	—	—	—	—
42413	Industrial and personal service paper merchant wholesalers				
	All establishments	245	3 195	41 307	194 949
	Establishments with 1 to 4 employees	115	c	D	D
	Establishments with 5 to 9 employees	42	277	3 237	14 443
	Establishments with 10 to 19 employees	37	e	D	D
	Establishments with 20 to 49 employees	40	1 277	16 501	72 653
	Establishments with 50 to 99 employees	8	516	7 831	34 058
	Establishments with 100 to 249 employees	3	e	D	D
	Establishments with 250 to 499 employees	—	—	—	—
	Establishments with 500 to 999 employees	—	—	—	—
	Establishments with 1,000 employees or more	—	—	—	—
424130	Industrial and personal service paper merchant wholesalers				
	All establishments	245	3 195	41 307	194 949
	Establishments with 1 to 4 employees	115	c	D	D
	Establishments with 5 to 9 employees	42	277	3 237	14 443
	Establishments with 10 to 19 employees	37	e	D	D
	Establishments with 20 to 49 employees	40	1 277	16 501	72 653
	Establishments with 50 to 99 employees	8	516	7 831	34 058
	Establishments with 100 to 249 employees	3	e	D	D
	Establishments with 250 to 499 employees	—	—	—	—
	Establishments with 500 to 999 employees	—	—	—	—
	Establishments with 1,000 employees or more	—	—	—	—
4242	Drugs and druggists' sundries merchant wholesalers				
	All establishments	580	38 092	875 060	3 130 022
	Establishments with 1 to 4 employees	305	533	6 468	66 362
	Establishments with 5 to 9 employees	93	630	11 727	52 192
	Establishments with 10 to 19 employees	59	781	13 580	54 219
	Establishments with 20 to 49 employees	55	1 706	25 075	103 486
	Establishments with 50 to 99 employees	20	1 323	18 171	81 086
	Establishments with 100 to 249 employees	20	3 750	45 076	179 322
	Establishments with 250 to 499 employees	13	4 697	125 182	414 774
	Establishments with 500 to 999 employees	6	4 118	127 356	441 555
	Establishments with 1,000 employees or more	9	20 554	502 425	1 737 026
42421	Drugs and druggists' sundries merchant wholesalers				
	All establishments	580	38 092	875 060	3 130 022
	Establishments with 1 to 4 employees	305	533	6 468	66 362
	Establishments with 5 to 9 employees	93	630	11 727	52 192
	Establishments with 10 to 19 employees	59	781	13 580	54 219
	Establishments with 20 to 49 employees	55	1 706	25 075	103 486
	Establishments with 50 to 99 employees	20	1 323	18 171	81 086
	Establishments with 100 to 249 employees	20	3 750	45 076	179 322
	Establishments with 250 to 499 employees	13	4 697	125 182	414 774
	Establishments with 500 to 999 employees	6	4 118	127 356	441 555
	Establishments with 1,000 employees or more	9	20 554	502 425	1 737 026

See footnotes at end of table.

Table 2. Establishments, Employees, and Payroll by Industry and Employment Size of Establishments for the State: 2004—Con.

[Excludes most government employees, railroad employees, and self-employed persons. Size class 1 to 4 employees includes establishments having payroll, but no employees, during mid-March pay period. For meaning of abbreviations and symbols, see introductory text. For explanation of terms, see Appendix A. For statement on reliability, see the note at the end of the table and Appendix C]

NAICS code	Geography, kind of business, and employment size class	Establishments (number)	Paid employees for pay period including March 12 (number)	First-quarter payroll (\$1,000)	Annual payroll (\$1,000)
42	NEW JERSEY—Con.				
	Wholesale trade—Con.				
424	Nondurable goods merchant wholesalers—Con.				
4242	Drugs and druggists' sundries merchant wholesalers—Con.				
42421	Drugs and druggists' sundries merchant wholesalers—Con.				
424210	Drugs and druggists' sundries merchant wholesalers				
	All establishments	580	38 092	875 060	3 130 022
	Establishments with 1 to 4 employees	305	533	6 468	66 362
	Establishments with 5 to 9 employees	93	630	11 727	52 192
	Establishments with 10 to 19 employees	59	781	13 580	54 219
	Establishments with 20 to 49 employees	55	1 706	25 075	103 486
	Establishments with 50 to 99 employees	20	1 323	18 171	81 086
	Establishments with 100 to 249 employees	20	3 750	45 076	179 322
	Establishments with 250 to 499 employees	13	4 697	125 182	414 774
	Establishments with 500 to 999 employees	6	4 118	127 356	441 555
	Establishments with 1,000 employees or more	9	20 554	502 425	1 737 026
4243	Apparel, piece goods, and notions merchant wholesalers				
	All establishments	925	14 559	165 138	720 015
	Establishments with 1 to 4 employees	540	894	7 904	43 768
	Establishments with 5 to 9 employees	139	915	9 541	40 845
	Establishments with 10 to 19 employees	109	g	D	D
	Establishments with 20 to 49 employees	77	2 583	27 825	120 672
	Establishments with 50 to 99 employees	38	2 635	37 046	123 318
	Establishments with 100 to 249 employees	14	2 424	35 735	179 613
	Establishments with 250 to 499 employees	6	1 854	22 117	93 074
	Establishments with 500 to 999 employees	1	f	D	D
	Establishments with 1,000 employees or more	1	g	D	D
42431	Piece goods, notions, and other dry goods merchant wholesalers				
	All establishments	252	3 078	23 576	108 184
	Establishments with 1 to 4 employees	164	273	2 422	12 723
	Establishments with 5 to 9 employees	38	253	2 554	11 485
	Establishments with 10 to 19 employees	25	e	D	D
	Establishments with 20 to 49 employees	20	673	6 855	30 115
	Establishments with 50 to 99 employees	3	210	2 614	10 112
	Establishments with 100 to 249 employees	1	c	D	D
	Establishments with 250 to 499 employees	—	—	—	—
	Establishments with 500 to 999 employees	—	—	—	—
	Establishments with 1,000 employees or more	1	g	D	D
424310	Piece goods, notions, and other dry goods merchant wholesalers				
	All establishments	252	3 078	23 576	108 184
	Establishments with 1 to 4 employees	164	273	2 422	12 723
	Establishments with 5 to 9 employees	38	253	2 554	11 485
	Establishments with 10 to 19 employees	25	e	D	D
	Establishments with 20 to 49 employees	20	673	6 855	30 115
	Establishments with 50 to 99 employees	3	210	2 614	10 112
	Establishments with 100 to 249 employees	1	c	D	D
	Establishments with 250 to 499 employees	—	—	—	—
	Establishments with 500 to 999 employees	—	—	—	—
	Establishments with 1,000 employees or more	1	g	D	D
42432	Men's and boys' clothing and furnishings merchant wholesalers				
	All establishments	225	2 818	31 310	172 961
	Establishments with 1 to 4 employees	121	220	1 788	8 060
	Establishments with 5 to 9 employees	43	280	2 713	12 280
	Establishments with 10 to 19 employees	31	443	4 688	21 757
	Establishments with 20 to 49 employees	19	638	6 395	31 288
	Establishments with 50 to 99 employees	7	461	2 978	14 766
	Establishments with 100 to 249 employees	3	f	D	D
	Establishments with 250 to 499 employees	1	e	D	D
	Establishments with 500 to 999 employees	—	—	—	—
	Establishments with 1,000 employees or more	—	—	—	—
424320	Men's and boys' clothing and furnishings merchant wholesalers				
	All establishments	225	2 818	31 310	172 961
	Establishments with 1 to 4 employees	121	220	1 788	8 060
	Establishments with 5 to 9 employees	43	280	2 713	12 280
	Establishments with 10 to 19 employees	31	443	4 688	21 757
	Establishments with 20 to 49 employees	19	638	6 395	31 288
	Establishments with 50 to 99 employees	7	461	2 978	14 766
	Establishments with 100 to 249 employees	3	f	D	D
	Establishments with 250 to 499 employees	1	e	D	D
	Establishments with 500 to 999 employees	—	—	—	—
	Establishments with 1,000 employees or more	—	—	—	—
42433	Women's, children's, and infants' clothing and accessories merchant wholesalers				
	All establishments	364	7 240	91 579	371 204
	Establishments with 1 to 4 employees	213	337	3 015	19 363
	Establishments with 5 to 9 employees	43	278	2 725	10 422
	Establishments with 10 to 19 employees	36	516	5 435	30 802
	Establishments with 20 to 49 employees	35	1 180	13 406	54 058
	Establishments with 50 to 99 employees	23	1 642	25 510	84 116
	Establishments with 100 to 249 employees	9	1 617	22 807	95 339
	Establishments with 250 to 499 employees	4	g	D	D

See footnotes at end of table.

Table 2. Establishments, Employees, and Payroll by Industry and Employment Size of Establishments for the State: 2004—Con.

[Excludes most government employees, railroad employees, and self-employed persons. Size class 1 to 4 employees includes establishments having payroll, but no employees, during mid-March pay period. For meaning of abbreviations and symbols, see introductory text. For explanation of terms, see Appendix A. For statement on reliability, see the note at the end of the table and Appendix C]

NAICS code	Geography, kind of business, and employment size class	Establishments (number)	Paid employees for pay period including March 12 (number)	First-quarter payroll (\$1,000)	Annual payroll (\$1,000)
	NEW JERSEY—Con.				
42	Wholesale trade—Con.				
424	Nondurable goods merchant wholesalers—Con.				
4243	Apparel, piece goods, and notions merchant wholesalers—Con.				
42433	Women's, children's, and infants' clothing and accessories merchant wholesalers—Con.				
	All establishments—Con.				
	Establishments with 500 to 999 employees	1	f	D	D
	Establishments with 1,000 employees or more	—	—	—	—
424330	Women's, children's, and infants' clothing and accessories merchant wholesalers				
	All establishments	364	7 240	91 579	371 204
	Establishments with 1 to 4 employees	213	337	3 015	19 363
	Establishments with 5 to 9 employees	43	278	2 725	10 422
	Establishments with 10 to 19 employees	36	516	5 435	30 802
	Establishments with 20 to 49 employees	35	1 180	13 406	54 058
	Establishments with 50 to 99 employees	23	1 642	25 510	84 116
	Establishments with 100 to 249 employees	9	1 617	22 807	95 339
	Establishments with 250 to 499 employees	4	g	D	D
	Establishments with 500 to 999 employees	1	f	D	D
	Establishments with 1,000 employees or more	—	—	—	—
42434	Footwear merchant wholesalers				
	All establishments	84	1 423	18 673	67 666
	Establishments with 1 to 4 employees	42	64	679	3 622
	Establishments with 5 to 9 employees	15	104	1 549	6 658
	Establishments with 10 to 19 employees	17	c	D	D
	Establishments with 20 to 49 employees	3	92	1 169	5 211
	Establishments with 50 to 99 employees	5	322	5 944	14 324
	Establishments with 100 to 249 employees	1	c	D	D
	Establishments with 250 to 499 employees	1	e	D	D
	Establishments with 500 to 999 employees	—	—	—	—
	Establishments with 1,000 employees or more	—	—	—	—
424340	Footwear merchant wholesalers				
	All establishments	84	1 423	18 673	67 666
	Establishments with 1 to 4 employees	42	64	679	3 622
	Establishments with 5 to 9 employees	15	104	1 549	6 658
	Establishments with 10 to 19 employees	17	c	D	D
	Establishments with 20 to 49 employees	3	92	1 169	5 211
	Establishments with 50 to 99 employees	5	322	5 944	14 324
	Establishments with 100 to 249 employees	1	c	D	D
	Establishments with 250 to 499 employees	1	e	D	D
	Establishments with 500 to 999 employees	—	—	—	—
	Establishments with 1,000 employees or more	—	—	—	—
4244	Grocery and related product merchant wholesalers				
	All establishments	1 586	31 969	358 985	1 563 737
	Establishments with 1 to 4 employees	833	1 499	14 889	70 052
	Establishments with 5 to 9 employees	253	1 634	18 046	78 682
	Establishments with 10 to 19 employees	201	2 654	27 127	118 305
	Establishments with 20 to 49 employees	156	4 934	55 169	245 493
	Establishments with 50 to 99 employees	74	5 082	54 924	248 760
	Establishments with 100 to 249 employees	49	7 569	85 430	367 227
	Establishments with 250 to 499 employees	15	5 630	71 476	300 573
	Establishments with 500 to 999 employees	5	2 967	31 924	134 645
	Establishments with 1,000 employees or more	—	—	—	—
42441	General line grocery merchant wholesalers				
	All establishments	144	4 506	51 649	213 292
	Establishments with 1 to 4 employees	78	151	1 557	4 908
	Establishments with 5 to 9 employees	20	129	870	4 396
	Establishments with 10 to 19 employees	14	169	1 137	4 902
	Establishments with 20 to 49 employees	13	413	3 838	17 272
	Establishments with 50 to 99 employees	11	700	6 736	28 506
	Establishments with 100 to 249 employees	3	f	D	D
	Establishments with 250 to 499 employees	3	1 181	16 676	61 678
	Establishments with 500 to 999 employees	2	g	D	D
	Establishments with 1,000 employees or more	—	—	—	—
424410	General line grocery merchant wholesalers				
	All establishments	144	4 506	51 649	213 292
	Establishments with 1 to 4 employees	78	151	1 557	4 908
	Establishments with 5 to 9 employees	20	129	870	4 396
	Establishments with 10 to 19 employees	14	169	1 137	4 902
	Establishments with 20 to 49 employees	13	413	3 838	17 272
	Establishments with 50 to 99 employees	11	700	6 736	28 506
	Establishments with 100 to 249 employees	3	f	D	D
	Establishments with 250 to 499 employees	3	1 181	16 676	61 678
	Establishments with 500 to 999 employees	2	g	D	D
	Establishments with 1,000 employees or more	—	—	—	—

See footnotes at end of table.

Table 2. Establishments, Employees, and Payroll by Industry and Employment Size of Establishments for the State: 2004—Con.

[Excludes most government employees, railroad employees, and self-employed persons. Size class 1 to 4 employees includes establishments having payroll, but no employees, during mid-March pay period. For meaning of abbreviations and symbols, see introductory text. For explanation of terms, see Appendix A. For statement on reliability, see the note at the end of the table and Appendix C]

NAICS code	Geography, kind of business, and employment size class	Establishments (number)	Paid employees for pay period including March 12 (number)	First-quarter payroll (\$1,000)	Annual payroll (\$1,000)
42	NEW JERSEY—Con.				
	Wholesale trade—Con.				
424	Nondurable goods merchant wholesalers—Con.				
4244	Grocery and related product merchant wholesalers—Con.				
42442	Packaged frozen food merchant wholesalers				
	All establishments	155	4 152	47 681	210 882
	Establishments with 1 to 4 employees	72	138	1 441	6 880
	Establishments with 5 to 9 employees	28	175	2 866	12 029
	Establishments with 10 to 19 employees	19	263	2 783	11 756
	Establishments with 20 to 49 employees	19	627	7 446	33 499
	Establishments with 50 to 99 employees	7	464	4 118	17 439
	Establishments with 100 to 249 employees	6	760	8 129	33 720
	Establishments with 250 to 499 employees	3	g	D	D
	Establishments with 500 to 999 employees	1	f	D	D
	Establishments with 1,000 employees or more	—	—	—	—
424420	Packaged frozen food merchant wholesalers				
	All establishments	155	4 152	47 681	210 882
	Establishments with 1 to 4 employees	72	138	1 441	6 880
	Establishments with 5 to 9 employees	28	175	2 866	12 029
	Establishments with 10 to 19 employees	19	263	2 783	11 756
	Establishments with 20 to 49 employees	19	627	7 446	33 499
	Establishments with 50 to 99 employees	7	464	4 118	17 439
	Establishments with 100 to 249 employees	6	760	8 129	33 720
	Establishments with 250 to 499 employees	3	g	D	D
	Establishments with 500 to 999 employees	1	f	D	D
	Establishments with 1,000 employees or more	—	—	—	—
42443	Dairy product (except dried or canned) merchant wholesalers				
	All establishments	132	3 260	38 535	155 361
	Establishments with 1 to 4 employees	64	95	849	5 760
	Establishments with 5 to 9 employees	19	c	D	D
	Establishments with 10 to 19 employees	16	203	2 856	13 129
	Establishments with 20 to 49 employees	13	432	6 219	21 971
	Establishments with 50 to 99 employees	10	702	7 954	36 189
	Establishments with 100 to 249 employees	9	1 425	16 428	67 342
	Establishments with 250 to 499 employees	1	e	D	D
	Establishments with 500 to 999 employees	—	—	—	—
	Establishments with 1,000 employees or more	—	—	—	—
424430	Dairy product (except dried or canned) merchant wholesalers				
	All establishments	132	3 260	38 535	155 361
	Establishments with 1 to 4 employees	64	95	849	5 760
	Establishments with 5 to 9 employees	19	c	D	D
	Establishments with 10 to 19 employees	16	203	2 856	13 129
	Establishments with 20 to 49 employees	13	432	6 219	21 971
	Establishments with 50 to 99 employees	10	702	7 954	36 189
	Establishments with 100 to 249 employees	9	1 425	16 428	67 342
	Establishments with 250 to 499 employees	1	e	D	D
	Establishments with 500 to 999 employees	—	—	—	—
	Establishments with 1,000 employees or more	—	—	—	—
42444	Poultry and poultry product merchant wholesalers				
	All establishments	27	297	2 880	11 042
	Establishments with 1 to 4 employees	14	b	D	D
	Establishments with 5 to 9 employees	6	b	D	D
	Establishments with 10 to 19 employees	3	42	454	2 136
	Establishments with 20 to 49 employees	3	100	778	3 333
	Establishments with 50 to 99 employees	1	b	D	D
	Establishments with 100 to 249 employees	—	—	—	—
	Establishments with 250 to 499 employees	—	—	—	—
	Establishments with 500 to 999 employees	—	—	—	—
	Establishments with 1,000 employees or more	—	—	—	—
424440	Poultry and poultry product merchant wholesalers				
	All establishments	27	297	2 880	11 042
	Establishments with 1 to 4 employees	14	b	D	D
	Establishments with 5 to 9 employees	6	b	D	D
	Establishments with 10 to 19 employees	3	42	454	2 136
	Establishments with 20 to 49 employees	3	100	778	3 333
	Establishments with 50 to 99 employees	1	b	D	D
	Establishments with 100 to 249 employees	—	—	—	—
	Establishments with 250 to 499 employees	—	—	—	—
	Establishments with 500 to 999 employees	—	—	—	—
	Establishments with 1,000 employees or more	—	—	—	—
42445	Confectionery merchant wholesalers				
	All establishments	123	2 886	36 806	160 886
	Establishments with 1 to 4 employees	75	133	1 128	4 801
	Establishments with 5 to 9 employees	12	b	D	D
	Establishments with 10 to 19 employees	12	160	1 469	6 121
	Establishments with 20 to 49 employees	12	427	3 957	17 667
	Establishments with 50 to 99 employees	5	e	D	D
	Establishments with 100 to 249 employees	5	886	11 413	48 082
	Establishments with 250 to 499 employees	2	f	D	D
	Establishments with 500 to 999 employees	—	—	—	—
	Establishments with 1,000 employees or more	—	—	—	—

See footnotes at end of table.

Table 2. Establishments, Employees, and Payroll by Industry and Employment Size of Establishments for the State: 2004—Con.

[Excludes most government employees, railroad employees, and self-employed persons. Size class 1 to 4 employees includes establishments having payroll, but no employees, during mid-March pay period. For meaning of abbreviations and symbols, see introductory text. For explanation of terms, see Appendix A. For statement on reliability, see the note at the end of the table and Appendix C]

NAICS code	Geography, kind of business, and employment size class	Establishments (number)	Paid employees for pay period including March 12 (number)	First-quarter payroll (\$1,000)	Annual payroll (\$1,000)
42	NEW JERSEY—Con.				
	Wholesale trade—Con.				
424	Nondurable goods merchant wholesalers—Con.				
4244	Grocery and related product merchant wholesalers—Con.				
42445	Confectionery merchant wholesalers—Con.				
424450	Confectionery merchant wholesalers				
	All establishments	123	2 886	36 806	160 886
	Establishments with 1 to 4 employees	75	133	1 128	4 801
	Establishments with 5 to 9 employees	12	b	D	D
	Establishments with 10 to 19 employees	12	160	1 469	6 121
	Establishments with 20 to 49 employees	12	427	3 957	17 667
	Establishments with 50 to 99 employees	5	e	D	D
	Establishments with 100 to 249 employees	5	886	11 413	48 082
	Establishments with 250 to 499 employees	2	f	D	D
	Establishments with 500 to 999 employees	—	—	—	—
	Establishments with 1,000 employees or more	—	—	—	—
42446	Fish and seafood merchant wholesalers				
	All establishments	85	948	8 141	38 066
	Establishments with 1 to 4 employees	39	b	D	D
	Establishments with 5 to 9 employees	17	c	D	D
	Establishments with 10 to 19 employees	17	220	1 721	7 353
	Establishments with 20 to 49 employees	10	281	2 491	11 713
	Establishments with 50 to 99 employees	1	b	D	D
	Establishments with 100 to 249 employees	1	c	D	D
	Establishments with 250 to 499 employees	—	—	—	—
	Establishments with 500 to 999 employees	—	—	—	—
	Establishments with 1,000 employees or more	—	—	—	—
424460	Fish and seafood merchant wholesalers				
	All establishments	85	948	8 141	38 066
	Establishments with 1 to 4 employees	39	b	D	D
	Establishments with 5 to 9 employees	17	c	D	D
	Establishments with 10 to 19 employees	17	220	1 721	7 353
	Establishments with 20 to 49 employees	10	281	2 491	11 713
	Establishments with 50 to 99 employees	1	b	D	D
	Establishments with 100 to 249 employees	1	c	D	D
	Establishments with 250 to 499 employees	—	—	—	—
	Establishments with 500 to 999 employees	—	—	—	—
	Establishments with 1,000 employees or more	—	—	—	—
42447	Meat and meat product merchant wholesalers				
	All establishments	172	2 028	21 810	104 110
	Establishments with 1 to 4 employees	98	185	1 567	6 815
	Establishments with 5 to 9 employees	32	c	D	D
	Establishments with 10 to 19 employees	24	331	2 922	11 758
	Establishments with 20 to 49 employees	13	413	3 962	22 366
	Establishments with 50 to 99 employees	1	b	D	D
	Establishments with 100 to 249 employees	3	530	8 215	41 152
	Establishments with 250 to 499 employees	1	e	D	D
	Establishments with 500 to 999 employees	—	—	—	—
	Establishments with 1,000 employees or more	—	—	—	—
424470	Meat and meat product merchant wholesalers				
	All establishments	172	2 028	21 810	104 110
	Establishments with 1 to 4 employees	98	185	1 567	6 815
	Establishments with 5 to 9 employees	32	c	D	D
	Establishments with 10 to 19 employees	24	331	2 922	11 758
	Establishments with 20 to 49 employees	13	413	3 962	22 366
	Establishments with 50 to 99 employees	1	b	D	D
	Establishments with 100 to 249 employees	3	530	8 215	41 152
	Establishments with 250 to 499 employees	1	e	D	D
	Establishments with 500 to 999 employees	—	—	—	—
	Establishments with 1,000 employees or more	—	—	—	—
42448	Fresh fruit and vegetable merchant wholesalers				
	All establishments	184	2 912	26 287	130 036
	Establishments with 1 to 4 employees	98	172	1 804	9 608
	Establishments with 5 to 9 employees	41	e	D	D
	Establishments with 10 to 19 employees	21	298	2 866	13 845
	Establishments with 20 to 49 employees	13	402	2 686	14 972
	Establishments with 50 to 99 employees	5	332	3 618	19 853
	Establishments with 100 to 249 employees	4	567	4 992	23 119
	Establishments with 250 to 499 employees	1	e	D	D
	Establishments with 500 to 999 employees	1	f	D	D
	Establishments with 1,000 employees or more	—	—	—	—
424480	Fresh fruit and vegetable merchant wholesalers				
	All establishments	184	2 912	26 287	130 036
	Establishments with 1 to 4 employees	98	172	1 804	9 608
	Establishments with 5 to 9 employees	41	e	D	D
	Establishments with 10 to 19 employees	21	298	2 866	13 845
	Establishments with 20 to 49 employees	13	402	2 686	14 972
	Establishments with 50 to 99 employees	5	332	3 618	19 853
	Establishments with 100 to 249 employees	4	567	4 992	23 119
	Establishments with 250 to 499 employees	1	e	D	D
	Establishments with 500 to 999 employees	1	f	D	D

See footnotes at end of table.

Table 2. Establishments, Employees, and Payroll by Industry and Employment Size of Establishments for the State: 2004—Con.

[Excludes most government employees, railroad employees, and self-employed persons. Size class 1 to 4 employees includes establishments having payroll, but no employees, during mid-March pay period. For meaning of abbreviations and symbols, see introductory text. For explanation of terms, see Appendix A. For statement on reliability, see the note at the end of the table and Appendix C]

NAICS code	Geography, kind of business, and employment size class	Establishments (number)	Paid employees for pay period including March 12 (number)	First-quarter payroll (\$1,000)	Annual payroll (\$1,000)
	NEW JERSEY—Con.				
42	Wholesale trade—Con.				
424	Nondurable goods merchant wholesalers—Con.				
4244	Grocery and related product merchant wholesalers—Con.				
42448	Fresh fruit and vegetable merchant wholesalers—Con.				
424480	Fresh fruit and vegetable merchant wholesalers—Con.				
	All establishments—Con.				
	Establishments with 1,000 employees or more	—	—	—	—
42449	Other grocery and related products merchant wholesalers				
	All establishments	564	10 980	125 196	540 062
	Establishments with 1 to 4 employees	295	536	5 758	27 093
	Establishments with 5 to 9 employees	78	f	D	D
	Establishments with 10 to 19 employees	75	968	10 919	47 305
	Establishments with 20 to 49 employees	60	1 839	23 792	102 700
	Establishments with 50 to 99 employees	33	2 271	27 220	125 130
	Establishments with 100 to 249 employees	18	2 651	27 223	114 346
	Establishments with 250 to 499 employees	4	1 494	17 076	71 072
	Establishments with 500 to 999 employees	1	f	D	D
	Establishments with 1,000 employees or more	—	—	—	—
424490	Other grocery and related products merchant wholesalers				
	All establishments	564	10 980	125 196	540 062
	Establishments with 1 to 4 employees	295	536	5 758	27 093
	Establishments with 5 to 9 employees	78	f	D	D
	Establishments with 10 to 19 employees	75	968	10 919	47 305
	Establishments with 20 to 49 employees	60	1 839	23 792	102 700
	Establishments with 50 to 99 employees	33	2 271	27 220	125 130
	Establishments with 100 to 249 employees	18	2 651	27 223	114 346
	Establishments with 250 to 499 employees	4	1 494	17 076	71 072
	Establishments with 500 to 999 employees	1	f	D	D
	Establishments with 1,000 employees or more	—	—	—	—
4245	Farm product raw material merchant wholesalers				
	All establishments	58	446	8 244	37 352
	Establishments with 1 to 4 employees	40	66	731	4 085
	Establishments with 5 to 9 employees	12	b	D	D
	Establishments with 10 to 19 employees	2	b	D	D
	Establishments with 20 to 49 employees	2	b	D	D
	Establishments with 50 to 99 employees	1	b	D	D
	Establishments with 100 to 249 employees	1	c	D	D
	Establishments with 250 to 499 employees	—	—	—	—
	Establishments with 500 to 999 employees	—	—	—	—
	Establishments with 1,000 employees or more	—	—	—	—
42451	Grain and field bean merchant wholesalers				
	All establishments	26	344	6 466	29 744
	Establishments with 1 to 4 employees	18	29	387	2 186
	Establishments with 5 to 9 employees	3	b	D	D
	Establishments with 10 to 19 employees	1	a	D	D
	Establishments with 20 to 49 employees	2	b	D	D
	Establishments with 50 to 99 employees	1	b	D	D
	Establishments with 100 to 249 employees	1	c	D	D
	Establishments with 250 to 499 employees	—	—	—	—
	Establishments with 500 to 999 employees	—	—	—	—
	Establishments with 1,000 employees or more	—	—	—	—
424510	Grain and field bean merchant wholesalers				
	All establishments	26	344	6 466	29 744
	Establishments with 1 to 4 employees	18	29	387	2 186
	Establishments with 5 to 9 employees	3	b	D	D
	Establishments with 10 to 19 employees	1	a	D	D
	Establishments with 20 to 49 employees	2	b	D	D
	Establishments with 50 to 99 employees	1	b	D	D
	Establishments with 100 to 249 employees	1	c	D	D
	Establishments with 250 to 499 employees	—	—	—	—
	Establishments with 500 to 999 employees	—	—	—	—
	Establishments with 1,000 employees or more	—	—	—	—
42452	Livestock merchant wholesalers				
	All establishments	6	a	D	D
	Establishments with 1 to 4 employees	5	a	D	D
	Establishments with 5 to 9 employees	1	a	D	D
	Establishments with 10 to 19 employees	—	—	—	—
	Establishments with 20 to 49 employees	—	—	—	—
	Establishments with 50 to 99 employees	—	—	—	—
	Establishments with 100 to 249 employees	—	—	—	—
	Establishments with 250 to 499 employees	—	—	—	—
	Establishments with 500 to 999 employees	—	—	—	—
	Establishments with 1,000 employees or more	—	—	—	—

See footnotes at end of table.

Table 2. Establishments, Employees, and Payroll by Industry and Employment Size of Establishments for the State: 2004—Con.

[Excludes most government employees, railroad employees, and self-employed persons. Size class 1 to 4 employees includes establishments having payroll, but no employees, during mid-March pay period. For meaning of abbreviations and symbols, see introductory text. For explanation of terms, see Appendix A. For statement on reliability, see the note at the end of the table and Appendix C]

NAICS code	Geography, kind of business, and employment size class	Establishments (number)	Paid employees for pay period including March 12 (number)	First-quarter payroll (\$1,000)	Annual payroll (\$1,000)
42	NEW JERSEY—Con.				
	Wholesale trade—Con.				
424	Nondurable goods merchant wholesalers—Con.				
4245	Farm product raw material merchant wholesalers—Con.				
42452	Livestock merchant wholesalers—Con.				
424520	Livestock merchant wholesalers				
	All establishments	6	a	D	D
	Establishments with 1 to 4 employees	5	a	D	D
	Establishments with 5 to 9 employees	1	a	D	D
	Establishments with 10 to 19 employees	—	—	—	—
	Establishments with 20 to 49 employees	—	—	—	—
	Establishments with 50 to 99 employees	—	—	—	—
	Establishments with 100 to 249 employees	—	—	—	—
	Establishments with 250 to 499 employees	—	—	—	—
	Establishments with 500 to 999 employees	—	—	—	—
	Establishments with 1,000 employees or more	—	—	—	—
42459	Other farm product raw material merchant wholesalers				
	All establishments	26	b	D	D
	Establishments with 1 to 4 employees	17	b	D	D
	Establishments with 5 to 9 employees	8	b	D	D
	Establishments with 10 to 19 employees	1	a	D	D
	Establishments with 20 to 49 employees	—	—	—	—
	Establishments with 50 to 99 employees	—	—	—	—
	Establishments with 100 to 249 employees	—	—	—	—
	Establishments with 250 to 499 employees	—	—	—	—
	Establishments with 500 to 999 employees	—	—	—	—
	Establishments with 1,000 employees or more	—	—	—	—
424590	Other farm product raw material merchant wholesalers				
	All establishments	26	b	D	D
	Establishments with 1 to 4 employees	17	b	D	D
	Establishments with 5 to 9 employees	8	b	D	D
	Establishments with 10 to 19 employees	1	a	D	D
	Establishments with 20 to 49 employees	—	—	—	—
	Establishments with 50 to 99 employees	—	—	—	—
	Establishments with 100 to 249 employees	—	—	—	—
	Establishments with 250 to 499 employees	—	—	—	—
	Establishments with 500 to 999 employees	—	—	—	—
	Establishments with 1,000 employees or more	—	—	—	—
4246	Chemical and allied products merchant wholesalers				
	All establishments	646	7 359	108 525	465 250
	Establishments with 1 to 4 employees	348	648	10 303	46 074
	Establishments with 5 to 9 employees	120	791	12 611	53 958
	Establishments with 10 to 19 employees	92	1 300	21 417	94 638
	Establishments with 20 to 49 employees	55	1 720	23 439	105 672
	Establishments with 50 to 99 employees	23	1 584	22 868	88 867
	Establishments with 100 to 249 employees	7	f	D	D
	Establishments with 250 to 499 employees	1	e	D	D
	Establishments with 500 to 999 employees	—	—	—	—
	Establishments with 1,000 employees or more	—	—	—	—
42461	Plastics materials and basic forms and shapes merchant wholesalers				
	All establishments	175	1 838	21 972	105 289
	Establishments with 1 to 4 employees	92	c	D	D
	Establishments with 5 to 9 employees	36	c	D	D
	Establishments with 10 to 19 employees	27	387	6 301	30 076
	Establishments with 20 to 49 employees	11	409	4 870	24 531
	Establishments with 50 to 99 employees	8	540	5 135	21 644
	Establishments with 100 to 249 employees	1	c	D	D
	Establishments with 250 to 499 employees	—	—	—	—
	Establishments with 500 to 999 employees	—	—	—	—
	Establishments with 1,000 employees or more	—	—	—	—
424610	Plastics materials and basic forms and shapes merchant wholesalers				
	All establishments	175	1 838	21 972	105 289
	Establishments with 1 to 4 employees	92	c	D	D
	Establishments with 5 to 9 employees	36	c	D	D
	Establishments with 10 to 19 employees	27	387	6 301	30 076
	Establishments with 20 to 49 employees	11	409	4 870	24 531
	Establishments with 50 to 99 employees	8	540	5 135	21 644
	Establishments with 100 to 249 employees	1	c	D	D
	Establishments with 250 to 499 employees	—	—	—	—
	Establishments with 500 to 999 employees	—	—	—	—
	Establishments with 1,000 employees or more	—	—	—	—
42469	Other chemical and allied products merchant wholesalers				
	All establishments	471	5 521	86 553	359 961
	Establishments with 1 to 4 employees	256	e	D	D
	Establishments with 5 to 9 employees	84	f	D	D
	Establishments with 10 to 19 employees	65	913	15 116	64 562
	Establishments with 20 to 49 employees	44	1 311	18 569	81 141
	Establishments with 50 to 99 employees	15	1 044	17 733	67 223
	Establishments with 100 to 249 employees	6	f	D	D
	Establishments with 250 to 499 employees	1	e	D	D
	Establishments with 500 to 999 employees	—	—	—	—
	Establishments with 1,000 employees or more	—	—	—	—

See footnotes at end of table.

Table 2. Establishments, Employees, and Payroll by Industry and Employment Size of Establishments for the State: 2004—Con.

[Excludes most government employees, railroad employees, and self-employed persons. Size class 1 to 4 employees includes establishments having payroll, but no employees, during mid-March pay period. For meaning of abbreviations and symbols, see introductory text. For explanation of terms, see Appendix A. For statement on reliability, see the note at the end of the table and Appendix C]

NAICS code	Geography, kind of business, and employment size class	Establishments (number)	Paid employees for pay period including March 12 (number)	First-quarter payroll (\$1,000)	Annual payroll (\$1,000)
42	NEW JERSEY—Con.				
	Wholesale trade—Con.				
424	Nondurable goods merchant wholesalers—Con.				
4246	Chemical and allied products merchant wholesalers—Con.				
42469	Other chemical and allied products merchant wholesalers—Con.				
424690	Other chemical and allied products merchant wholesalers				
	All establishments	471	5 521	86 553	359 961
	Establishments with 1 to 4 employees	256	e	D	D
	Establishments with 5 to 9 employees	84	f	D	D
	Establishments with 10 to 19 employees	65	913	15 116	64 562
	Establishments with 20 to 49 employees	44	1 311	18 569	81 141
	Establishments with 50 to 99 employees	15	1 044	17 733	67 223
	Establishments with 100 to 249 employees	6	f	D	D
	Establishments with 250 to 499 employees	1	e	D	D
	Establishments with 500 to 999 employees	—	—	—	—
	Establishments with 1,000 employees or more	—	—	—	—
4247	Petroleum and petroleum products merchant wholesalers				
	All establishments	171	2 547	40 549	160 272
	Establishments with 1 to 4 employees	78	173	2 127	10 237
	Establishments with 5 to 9 employees	34	238	3 373	13 080
	Establishments with 10 to 19 employees	24	338	5 453	20 103
	Establishments with 20 to 49 employees	22	681	9 826	47 272
	Establishments with 50 to 99 employees	10	f	D	D
	Establishments with 100 to 249 employees	3	e	D	D
	Establishments with 250 to 499 employees	—	—	—	—
	Establishments with 500 to 999 employees	—	—	—	—
	Establishments with 1,000 employees or more	—	—	—	—
42471	Petroleum bulk stations and terminals				
	All establishments	81	1 680	22 561	85 022
	Establishments with 1 to 4 employees	24	b	D	D
	Establishments with 5 to 9 employees	17	c	D	D
	Establishments with 10 to 19 employees	14	203	3 444	12 583
	Establishments with 20 to 49 employees	15	440	5 919	21 411
	Establishments with 50 to 99 employees	9	f	D	D
	Establishments with 100 to 249 employees	2	e	D	D
	Establishments with 250 to 499 employees	—	—	—	—
	Establishments with 500 to 999 employees	—	—	—	—
	Establishments with 1,000 employees or more	—	—	—	—
424710	Petroleum bulk stations and terminals				
	All establishments	81	1 680	22 561	85 022
	Establishments with 1 to 4 employees	24	b	D	D
	Establishments with 5 to 9 employees	17	c	D	D
	Establishments with 10 to 19 employees	14	203	3 444	12 583
	Establishments with 20 to 49 employees	15	440	5 919	21 411
	Establishments with 50 to 99 employees	9	f	D	D
	Establishments with 100 to 249 employees	2	e	D	D
	Establishments with 250 to 499 employees	—	—	—	—
	Establishments with 500 to 999 employees	—	—	—	—
	Establishments with 1,000 employees or more	—	—	—	—
42472	Petroleum and petroleum products merchant wholesalers (except bulk stations and terminals)				
	All establishments	90	867	17 988	75 250
	Establishments with 1 to 4 employees	54	c	D	D
	Establishments with 5 to 9 employees	17	c	D	D
	Establishments with 10 to 19 employees	10	135	2 009	7 520
	Establishments with 20 to 49 employees	7	241	3 907	25 861
	Establishments with 50 to 99 employees	1	b	D	D
	Establishments with 100 to 249 employees	1	c	D	D
	Establishments with 250 to 499 employees	—	—	—	—
	Establishments with 500 to 999 employees	—	—	—	—
	Establishments with 1,000 employees or more	—	—	—	—
424720	Petroleum and petroleum products merchant wholesalers (except bulk stations and terminals)				
	All establishments	90	867	17 988	75 250
	Establishments with 1 to 4 employees	54	c	D	D
	Establishments with 5 to 9 employees	17	c	D	D
	Establishments with 10 to 19 employees	10	135	2 009	7 520
	Establishments with 20 to 49 employees	7	241	3 907	25 861
	Establishments with 50 to 99 employees	1	b	D	D
	Establishments with 100 to 249 employees	1	c	D	D
	Establishments with 250 to 499 employees	—	—	—	—
	Establishments with 500 to 999 employees	—	—	—	—
	Establishments with 1,000 employees or more	—	—	—	—
4248	Beer, wine, and distilled alcoholic beverage merchant wholesalers				
	All establishments	110	4 571	62 211	263 593
	Establishments with 1 to 4 employees	46	88	886	3 677
	Establishments with 5 to 9 employees	14	89	1 377	6 037
	Establishments with 10 to 19 employees	7	b	D	D
	Establishments with 20 to 49 employees	12	e	D	D
	Establishments with 50 to 99 employees	13	964	10 195	46 466
	Establishments with 100 to 249 employees	17	2 561	34 856	148 231

See footnotes at end of table.

Table 2. Establishments, Employees, and Payroll by Industry and Employment Size of Establishments for the State: 2004—Con.

[Excludes most government employees, railroad employees, and self-employed persons. Size class 1 to 4 employees includes establishments having payroll, but no employees, during mid-March pay period. For meaning of abbreviations and symbols, see introductory text. For explanation of terms, see Appendix A. For statement on reliability, see the note at the end of the table and Appendix C]

NAICS code	Geography, kind of business, and employment size class	Establishments (number)	Paid employees for pay period including March 12 (number)	First-quarter payroll (\$1,000)	Annual payroll (\$1,000)
	NEW JERSEY—Con.				
42	Wholesale trade—Con.				
424	Nondurable goods merchant wholesalers—Con.				
4248	Beer, wine, and distilled alcoholic beverage merchant wholesalers—Con.				
	All establishments—Con.				
	Establishments with 250 to 499 employees	1	e	D	D
	Establishments with 500 to 999 employees	—	—	—	—
	Establishments with 1,000 employees or more	—	—	—	—
42481	Beer and ale merchant wholesalers				
	All establishments	43	2 131	21 026	98 483
	Establishments with 1 to 4 employees	17	26	271	1 028
	Establishments with 5 to 9 employees	4	25	206	819
	Establishments with 10 to 19 employees	1	a	D	D
	Establishments with 20 to 49 employees	2	b	D	D
	Establishments with 50 to 99 employees	11	f	D	D
	Establishments with 100 to 249 employees	8	1 171	11 829	56 976
	Establishments with 250 to 499 employees	—	—	—	—
	Establishments with 500 to 999 employees	—	—	—	—
	Establishments with 1,000 employees or more	—	—	—	—
424810	Beer and ale merchant wholesalers				
	All establishments	43	2 131	21 026	98 483
	Establishments with 1 to 4 employees	17	26	271	1 028
	Establishments with 5 to 9 employees	4	25	206	819
	Establishments with 10 to 19 employees	1	a	D	D
	Establishments with 20 to 49 employees	2	b	D	D
	Establishments with 50 to 99 employees	11	f	D	D
	Establishments with 100 to 249 employees	8	1 171	11 829	56 976
	Establishments with 250 to 499 employees	—	—	—	—
	Establishments with 500 to 999 employees	—	—	—	—
	Establishments with 1,000 employees or more	—	—	—	—
42482	Wine and distilled alcoholic beverage merchant wholesalers				
	All establishments	67	2 440	41 185	165 110
	Establishments with 1 to 4 employees	29	62	615	2 649
	Establishments with 5 to 9 employees	10	64	1 171	5 218
	Establishments with 10 to 19 employees	6	b	D	D
	Establishments with 20 to 49 employees	10	e	D	D
	Establishments with 50 to 99 employees	2	c	D	D
	Establishments with 100 to 249 employees	9	1 390	23 027	91 255
	Establishments with 250 to 499 employees	1	e	D	D
	Establishments with 500 to 999 employees	—	—	—	—
	Establishments with 1,000 employees or more	—	—	—	—
424820	Wine and distilled alcoholic beverage merchant wholesalers				
	All establishments	67	2 440	41 185	165 110
	Establishments with 1 to 4 employees	29	62	615	2 649
	Establishments with 5 to 9 employees	10	64	1 171	5 218
	Establishments with 10 to 19 employees	6	b	D	D
	Establishments with 20 to 49 employees	10	e	D	D
	Establishments with 50 to 99 employees	2	c	D	D
	Establishments with 100 to 249 employees	9	1 390	23 027	91 255
	Establishments with 250 to 499 employees	1	e	D	D
	Establishments with 500 to 999 employees	—	—	—	—
	Establishments with 1,000 employees or more	—	—	—	—
4249	Miscellaneous nondurable goods merchant wholesalers				
	All establishments	1 095	14 339	137 124	593 984
	Establishments with 1 to 4 employees	660	1 093	8 841	46 533
	Establishments with 5 to 9 employees	171	1 107	8 873	41 842
	Establishments with 10 to 19 employees	117	1 597	15 059	65 299
	Establishments with 20 to 49 employees	84	2 369	23 060	96 193
	Establishments with 50 to 99 employees	41	2 741	31 905	141 115
	Establishments with 100 to 249 employees	17	2 673	25 476	108 327
	Establishments with 250 to 499 employees	2	f	D	D
	Establishments with 500 to 999 employees	3	g	D	D
	Establishments with 1,000 employees or more	—	—	—	—
42491	Farm supplies merchant wholesalers				
	All establishments	102	979	12 008	48 444
	Establishments with 1 to 4 employees	56	96	1 036	5 064
	Establishments with 5 to 9 employees	19	128	1 081	4 949
	Establishments with 10 to 19 employees	13	169	1 755	7 660
	Establishments with 20 to 49 employees	10	241	2 859	9 232
	Establishments with 50 to 99 employees	3	c	D	D
	Establishments with 100 to 249 employees	1	c	D	D
	Establishments with 250 to 499 employees	—	—	—	—
	Establishments with 500 to 999 employees	—	—	—	—
	Establishments with 1,000 employees or more	—	—	—	—

See footnotes at end of table.

Table 2. Establishments, Employees, and Payroll by Industry and Employment Size of Establishments for the State: 2004—Con.

[Excludes most government employees, railroad employees, and self-employed persons. Size class 1 to 4 employees includes establishments having payroll, but no employees, during mid-March pay period. For meaning of abbreviations and symbols, see introductory text. For explanation of terms, see Appendix A. For statement on reliability, see the note at the end of the table and Appendix C]

NAICS code	Geography, kind of business, and employment size class	Establishments (number)	Paid employees for pay period including March 12 (number)	First-quarter payroll (\$1,000)	Annual payroll (\$1,000)
42	NEW JERSEY—Con.				
	Wholesale trade—Con.				
424	Nondurable goods merchant wholesalers—Con.				
4249	Miscellaneous nondurable goods merchant wholesalers—Con.				
42491	Farm supplies merchant wholesalers—Con.				
424910	Farm supplies merchant wholesalers				
	All establishments	102	979	12 008	48 444
	Establishments with 1 to 4 employees	56	96	1 036	5 064
	Establishments with 5 to 9 employees	19	128	1 081	4 949
	Establishments with 10 to 19 employees	13	169	1 755	7 660
	Establishments with 20 to 49 employees	10	241	2 859	9 232
	Establishments with 50 to 99 employees	3	c	D	D
	Establishments with 100 to 249 employees	1	c	D	D
	Establishments with 250 to 499 employees	—	—	—	—
	Establishments with 500 to 999 employees	—	—	—	—
	Establishments with 1,000 employees or more	—	—	—	—
42492	Book, periodical, and newspaper merchant wholesalers				
	All establishments	122	4 142	37 892	161 823
	Establishments with 1 to 4 employees	58	105	1 156	5 751
	Establishments with 5 to 9 employees	16	96	925	3 632
	Establishments with 10 to 19 employees	19	263	2 991	13 241
	Establishments with 20 to 49 employees	12	400	3 141	12 237
	Establishments with 50 to 99 employees	9	610	6 787	36 554
	Establishments with 100 to 249 employees	5	777	4 391	18 454
	Establishments with 250 to 499 employees	1	e	D	D
	Establishments with 500 to 999 employees	2	g	D	D
	Establishments with 1,000 employees or more	—	—	—	—
424920	Book, periodical, and newspaper merchant wholesalers				
	All establishments	122	4 142	37 892	161 823
	Establishments with 1 to 4 employees	58	105	1 156	5 751
	Establishments with 5 to 9 employees	16	96	925	3 632
	Establishments with 10 to 19 employees	19	263	2 991	13 241
	Establishments with 20 to 49 employees	12	400	3 141	12 237
	Establishments with 50 to 99 employees	9	610	6 787	36 554
	Establishments with 100 to 249 employees	5	777	4 391	18 454
	Establishments with 250 to 499 employees	1	e	D	D
	Establishments with 500 to 999 employees	2	g	D	D
	Establishments with 1,000 employees or more	—	—	—	—
42493	Flower, nursery stock, and florists' supplies merchant wholesalers				
	All establishments	152	2 527	19 256	82 872
	Establishments with 1 to 4 employees	81	147	897	5 319
	Establishments with 5 to 9 employees	29	192	1 200	6 418
	Establishments with 10 to 19 employees	19	281	1 695	7 696
	Establishments with 20 to 49 employees	14	372	3 427	14 947
	Establishments with 50 to 99 employees	3	c	D	D
	Establishments with 100 to 249 employees	4	445	5 042	19 265
	Establishments with 250 to 499 employees	1	e	D	D
	Establishments with 500 to 999 employees	1	f	D	D
	Establishments with 1,000 employees or more	—	—	—	—
424930	Flower, nursery stock, and florists' supplies merchant wholesalers				
	All establishments	152	2 527	19 256	82 872
	Establishments with 1 to 4 employees	81	147	897	5 319
	Establishments with 5 to 9 employees	29	192	1 200	6 418
	Establishments with 10 to 19 employees	19	281	1 695	7 696
	Establishments with 20 to 49 employees	14	372	3 427	14 947
	Establishments with 50 to 99 employees	3	c	D	D
	Establishments with 100 to 249 employees	4	445	5 042	19 265
	Establishments with 250 to 499 employees	1	e	D	D
	Establishments with 500 to 999 employees	1	f	D	D
	Establishments with 1,000 employees or more	—	—	—	—
42494	Tobacco and tobacco product merchant wholesalers				
	All establishments	84	1 315	14 007	57 014
	Establishments with 1 to 4 employees	38	b	D	D
	Establishments with 5 to 9 employees	12	75	567	2 239
	Establishments with 10 to 19 employees	16	213	1 531	6 756
	Establishments with 20 to 49 employees	10	285	2 947	13 242
	Establishments with 50 to 99 employees	7	499	5 562	20 624
	Establishments with 100 to 249 employees	1	c	D	D
	Establishments with 250 to 499 employees	—	—	—	—
	Establishments with 500 to 999 employees	—	—	—	—
	Establishments with 1,000 employees or more	—	—	—	—
424940	Tobacco and tobacco product merchant wholesalers				
	All establishments	84	1 315	14 007	57 014
	Establishments with 1 to 4 employees	38	b	D	D
	Establishments with 5 to 9 employees	12	75	567	2 239
	Establishments with 10 to 19 employees	16	213	1 531	6 756
	Establishments with 20 to 49 employees	10	285	2 947	13 242
	Establishments with 50 to 99 employees	7	499	5 562	20 624
	Establishments with 100 to 249 employees	1	c	D	D
	Establishments with 250 to 499 employees	—	—	—	—
	Establishments with 500 to 999 employees	—	—	—	—

See footnotes at end of table.

Table 2. Establishments, Employees, and Payroll by Industry and Employment Size of Establishments for the State: 2004—Con.

[Excludes most government employees, railroad employees, and self-employed persons. Size class 1 to 4 employees includes establishments having payroll, but no employees, during mid-March pay period. For meaning of abbreviations and symbols, see introductory text. For explanation of terms, see Appendix A. For statement on reliability, see the note at the end of the table and Appendix C]

NAICS code	Geography, kind of business, and employment size class	Establishments (number)	Paid employees for pay period including March 12 (number)	First-quarter payroll (\$1,000)	Annual payroll (\$1,000)
	NEW JERSEY—Con.				
42	Wholesale trade—Con.				
424	Nondurable goods merchant wholesalers—Con.				
4249	Miscellaneous nondurable goods merchant wholesalers—Con.				
42494	Tobacco and tobacco product merchant wholesalers—Con.				
424940	Tobacco and tobacco product merchant wholesalers—Con.				
	All establishments—Con.				
	Establishments with 1,000 employees or more	—	—	—	—
42495	Paint, varnish, and supplies merchant wholesalers				
	All establishments	79	1 025	11 294	55 795
	Establishments with 1 to 4 employees	35	b	D	D
	Establishments with 5 to 9 employees	15	96	844	3 881
	Establishments with 10 to 19 employees	17	209	2 537	10 946
	Establishments with 20 to 49 employees	6	152	1 473	6 573
	Establishments with 50 to 99 employees	5	303	3 787	22 704
	Establishments with 100 to 249 employees	1	c	D	D
	Establishments with 250 to 499 employees	—	—	—	—
	Establishments with 500 to 999 employees	—	—	—	—
	Establishments with 1,000 employees or more	—	—	—	—
424950	Paint, varnish, and supplies merchant wholesalers				
	All establishments	79	1 025	11 294	55 795
	Establishments with 1 to 4 employees	35	b	D	D
	Establishments with 5 to 9 employees	15	96	844	3 881
	Establishments with 10 to 19 employees	17	209	2 537	10 946
	Establishments with 20 to 49 employees	6	152	1 473	6 573
	Establishments with 50 to 99 employees	5	303	3 787	22 704
	Establishments with 100 to 249 employees	1	c	D	D
	Establishments with 250 to 499 employees	—	—	—	—
	Establishments with 500 to 999 employees	—	—	—	—
	Establishments with 1,000 employees or more	—	—	—	—
42499	Other miscellaneous nondurable goods merchant wholesalers				
	All establishments	556	4 351	42 667	188 036
	Establishments with 1 to 4 employees	392	619	4 649	25 388
	Establishments with 5 to 9 employees	80	520	4 256	20 723
	Establishments with 10 to 19 employees	33	462	4 550	19 000
	Establishments with 20 to 49 employees	32	919	9 213	39 962
	Establishments with 50 to 99 employees	14	934	10 711	39 899
	Establishments with 100 to 249 employees	5	897	9 288	43 064
	Establishments with 250 to 499 employees	—	—	—	—
	Establishments with 500 to 999 employees	—	—	—	—
	Establishments with 1,000 employees or more	—	—	—	—
424990	Other miscellaneous nondurable goods merchant wholesalers				
	All establishments	556	4 351	42 667	188 036
	Establishments with 1 to 4 employees	392	619	4 649	25 388
	Establishments with 5 to 9 employees	80	520	4 256	20 723
	Establishments with 10 to 19 employees	33	462	4 550	19 000
	Establishments with 20 to 49 employees	32	919	9 213	39 962
	Establishments with 50 to 99 employees	14	934	10 711	39 899
	Establishments with 100 to 249 employees	5	897	9 288	43 064
	Establishments with 250 to 499 employees	—	—	—	—
	Establishments with 500 to 999 employees	—	—	—	—
	Establishments with 1,000 employees or more	—	—	—	—
425	Wholesale electronic markets and agents and brokers				
	All establishments	1 847	10 698	125 210	512 904
	Establishments with 1 to 4 employees	1 472	2 335	26 989	130 888
	Establishments with 5 to 9 employees	240	g	D	D
	Establishments with 10 to 19 employees	75	989	13 494	57 949
	Establishments with 20 to 49 employees	36	1 045	12 096	55 770
	Establishments with 50 to 99 employees	12	753	12 072	45 496
	Establishments with 100 to 249 employees	5	f	D	D
	Establishments with 250 to 499 employees	4	1 389	19 441	40 519
	Establishments with 500 to 999 employees	3	1 752	12 517	48 644
	Establishments with 1,000 employees or more	—	—	—	—
4251	Wholesale electronic markets and agents and brokers				
	All establishments	1 847	10 698	125 210	512 904
	Establishments with 1 to 4 employees	1 472	2 335	26 989	130 888
	Establishments with 5 to 9 employees	240	g	D	D
	Establishments with 10 to 19 employees	75	989	13 494	57 949
	Establishments with 20 to 49 employees	36	1 045	12 096	55 770
	Establishments with 50 to 99 employees	12	753	12 072	45 496
	Establishments with 100 to 249 employees	5	f	D	D
	Establishments with 250 to 499 employees	4	1 389	19 441	40 519
	Establishments with 500 to 999 employees	3	1 752	12 517	48 644
	Establishments with 1,000 employees or more	—	—	—	—

See footnotes at end of table.

Table 2. Establishments, Employees, and Payroll by Industry and Employment Size of Establishments for the State: 2004—Con.

[Excludes most government employees, railroad employees, and self-employed persons. Size class 1 to 4 employees includes establishments having payroll, but no employees, during mid-March pay period. For meaning of abbreviations and symbols, see introductory text. For explanation of terms, see Appendix A. For statement on reliability, see the note at the end of the table and Appendix C]

NAICS code	Geography, kind of business, and employment size class	Establishments (number)	Paid employees for pay period including March 12 (number)	First-quarter payroll (\$1,000)	Annual payroll (\$1,000)
	NEW JERSEY—Con.				
42	Wholesale trade—Con.				
425	Wholesale electronic markets and agents and brokers—Con.				
4251	Wholesale electronic markets and agents and brokers—Con.				
42511	Business to business electronic markets				
	All establishments	49	168	1 633	8 178
	Establishments with 1 to 4 employees	42	69	648	3 933
	Establishments with 5 to 9 employees	2	a	D	D
	Establishments with 10 to 19 employees	4	b	D	D
	Establishments with 20 to 49 employees	1	b	D	D
	Establishments with 50 to 99 employees	—	—	—	—
	Establishments with 100 to 249 employees	—	—	—	—
	Establishments with 250 to 499 employees	—	—	—	—
	Establishments with 500 to 999 employees	—	—	—	—
	Establishments with 1,000 employees or more	—	—	—	—
425110	Business to business electronic markets				
	All establishments	49	168	1 633	8 178
	Establishments with 1 to 4 employees	42	69	648	3 933
	Establishments with 5 to 9 employees	2	a	D	D
	Establishments with 10 to 19 employees	4	b	D	D
	Establishments with 20 to 49 employees	1	b	D	D
	Establishments with 50 to 99 employees	—	—	—	—
	Establishments with 100 to 249 employees	—	—	—	—
	Establishments with 250 to 499 employees	—	—	—	—
	Establishments with 500 to 999 employees	—	—	—	—
	Establishments with 1,000 employees or more	—	—	—	—
42512	Wholesale trade agents and brokers				
	All establishments	1 798	10 530	123 577	504 726
	Establishments with 1 to 4 employees	1 430	2 266	26 341	126 955
	Establishments with 5 to 9 employees	238	g	D	D
	Establishments with 10 to 19 employees	71	f	D	D
	Establishments with 20 to 49 employees	35	g	D	D
	Establishments with 50 to 99 employees	12	753	12 072	45 496
	Establishments with 100 to 249 employees	5	f	D	D
	Establishments with 250 to 499 employees	4	1 389	19 441	40 519
	Establishments with 500 to 999 employees	3	1 752	12 517	48 644
	Establishments with 1,000 employees or more	—	—	—	—
425120	Wholesale trade agents and brokers				
	All establishments	1 798	10 530	123 577	504 726
	Establishments with 1 to 4 employees	1 430	2 266	26 341	126 955
	Establishments with 5 to 9 employees	238	g	D	D
	Establishments with 10 to 19 employees	71	f	D	D
	Establishments with 20 to 49 employees	35	g	D	D
	Establishments with 50 to 99 employees	12	753	12 072	45 496
	Establishments with 100 to 249 employees	5	f	D	D
	Establishments with 250 to 499 employees	4	1 389	19 441	40 519
	Establishments with 500 to 999 employees	3	1 752	12 517	48 644
	Establishments with 1,000 employees or more	—	—	—	—
44-45	Retail trade				
	All establishments	35 133	470 199	2 623 916	11 168 513
	Establishments with 1 to 4 employees	18 600	33 923	171 876	885 859
	Establishments with 5 to 9 employees	6 992	46 115	239 885	1 024 746
	Establishments with 10 to 19 employees	4 518	61 246	314 456	1 343 785
	Establishments with 20 to 49 employees	3 156	96 334	522 987	2 220 672
	Establishments with 50 to 99 employees	1 003	67 252	407 996	1 718 564
	Establishments with 100 to 249 employees	696	106 417	628 235	2 615 485
	Establishments with 250 to 499 employees	158	49 412	254 534	1 037 257
	Establishments with 500 to 999 employees	6	3 768	18 785	73 798
	Establishments with 1,000 employees or more	4	5 732	65 162	248 347
441	Motor vehicle and parts dealers				
	All establishments	2 863	51 275	492 359	2 151 793
	Establishments with 1 to 4 employees	1 195	2 146	12 878	66 179
	Establishments with 5 to 9 employees	552	3 736	27 258	116 717
	Establishments with 10 to 19 employees	393	5 330	37 404	158 259
	Establishments with 20 to 49 employees	422	13 930	128 245	557 493
	Establishments with 50 to 99 employees	217	14 647	159 715	696 164
	Establishments with 100 to 249 employees	81	j	D	D
	Establishments with 250 to 499 employees	3	f	D	D
	Establishments with 500 to 999 employees	—	—	—	—
	Establishments with 1,000 employees or more	—	—	—	—
4411	Automobile dealers				
	All establishments	1 343	37 522	401 364	1 755 633
	Establishments with 1 to 4 employees	599	988	6 133	31 771
	Establishments with 5 to 9 employees	105	677	5 180	23 507
	Establishments with 10 to 19 employees	86	1 248	11 582	48 895
	Establishments with 20 to 49 employees	263	i	D	D
	Establishments with 50 to 99 employees	207	j	D	D
	Establishments with 100 to 249 employees	80	10 559	120 773	530 125
	Establishments with 250 to 499 employees	3	f	D	D
	Establishments with 500 to 999 employees	—	—	—	—
	Establishments with 1,000 employees or more	—	—	—	—

See footnotes at end of table.

Table 2. Establishments, Employees, and Payroll by Industry and Employment Size of Establishments for the State: 2004—Con.

[Excludes most government employees, railroad employees, and self-employed persons. Size class 1 to 4 employees includes establishments having payroll, but no employees, during mid-March pay period. For meaning of abbreviations and symbols, see introductory text. For explanation of terms, see Appendix A. For statement on reliability, see the note at the end of the table and Appendix C]

NAICS code	Geography, kind of business, and employment size class	Establishments (number)	Paid employees for pay period including March 12 (number)	First-quarter payroll (\$1,000)	Annual payroll (\$1,000)
44-45	NEW JERSEY—Con.				
	Retail trade—Con.				
441	Motor vehicle and parts dealers—Con.				
4411	Automobile dealers—Con.				
44111	New car dealers				
	All establishments	781	35 703	388 452	1 696 832
	Establishments with 1 to 4 employees	146	249	1 709	10 872
	Establishments with 5 to 9 employees	30	c	D	D
	Establishments with 10 to 19 employees	58	852	8 400	35 271
	Establishments with 20 to 49 employees	258	9 139	96 716	418 202
	Establishments with 50 to 99 employees	206	13 885	153 653	669 714
	Establishments with 100 to 249 employees	80	10 559	120 773	530 125
	Establishments with 250 to 499 employees	3	f	D	D
	Establishments with 500 to 999 employees	—	—	—	—
	Establishments with 1,000 employees or more	—	—	—	—
441110	New car dealers				
	All establishments	781	35 703	388 452	1 696 832
	Establishments with 1 to 4 employees	146	249	1 709	10 872
	Establishments with 5 to 9 employees	30	c	D	D
	Establishments with 10 to 19 employees	58	852	8 400	35 271
	Establishments with 20 to 49 employees	258	9 139	96 716	418 202
	Establishments with 50 to 99 employees	206	13 885	153 653	669 714
	Establishments with 100 to 249 employees	80	10 559	120 773	530 125
	Establishments with 250 to 499 employees	3	f	D	D
	Establishments with 500 to 999 employees	—	—	—	—
	Establishments with 1,000 employees or more	—	—	—	—
44112	Used car dealers				
	All establishments	562	1 819	12 912	58 801
	Establishments with 1 to 4 employees	453	739	4 424	20 899
	Establishments with 5 to 9 employees	75	e	D	D
	Establishments with 10 to 19 employees	28	396	3 182	13 624
	Establishments with 20 to 49 employees	5	c	D	D
	Establishments with 50 to 99 employees	1	b	D	D
	Establishments with 100 to 249 employees	—	—	—	—
	Establishments with 250 to 499 employees	—	—	—	—
	Establishments with 500 to 999 employees	—	—	—	—
	Establishments with 1,000 employees or more	—	—	—	—
441120	Used car dealers				
	All establishments	562	1 819	12 912	58 801
	Establishments with 1 to 4 employees	453	739	4 424	20 899
	Establishments with 5 to 9 employees	75	e	D	D
	Establishments with 10 to 19 employees	28	396	3 182	13 624
	Establishments with 20 to 49 employees	5	c	D	D
	Establishments with 50 to 99 employees	1	b	D	D
	Establishments with 100 to 249 employees	—	—	—	—
	Establishments with 250 to 499 employees	—	—	—	—
	Establishments with 500 to 999 employees	—	—	—	—
	Establishments with 1,000 employees or more	—	—	—	—
4412	Other motor vehicle dealers				
	All establishments	318	2 822	22 455	111 320
	Establishments with 1 to 4 employees	156	e	D	D
	Establishments with 5 to 9 employees	67	473	3 264	16 984
	Establishments with 10 to 19 employees	52	712	5 187	23 870
	Establishments with 20 to 49 employees	39	g	D	D
	Establishments with 50 to 99 employees	4	c	D	D
	Establishments with 100 to 249 employees	—	—	—	—
	Establishments with 250 to 499 employees	—	—	—	—
	Establishments with 500 to 999 employees	—	—	—	—
	Establishments with 1,000 employees or more	—	—	—	—
44121	Recreational vehicle dealers				
	All establishments	29	400	3 442	16 305
	Establishments with 1 to 4 employees	13	b	D	D
	Establishments with 5 to 9 employees	4	28	166	800
	Establishments with 10 to 19 employees	3	40	346	1 776
	Establishments with 20 to 49 employees	7	c	D	D
	Establishments with 50 to 99 employees	2	c	D	D
	Establishments with 100 to 249 employees	—	—	—	—
	Establishments with 250 to 499 employees	—	—	—	—
	Establishments with 500 to 999 employees	—	—	—	—
	Establishments with 1,000 employees or more	—	—	—	—
441210	Recreational vehicle dealers				
	All establishments	29	400	3 442	16 305
	Establishments with 1 to 4 employees	13	b	D	D
	Establishments with 5 to 9 employees	4	28	166	800
	Establishments with 10 to 19 employees	3	40	346	1 776
	Establishments with 20 to 49 employees	7	c	D	D
	Establishments with 50 to 99 employees	2	c	D	D
	Establishments with 100 to 249 employees	—	—	—	—
	Establishments with 250 to 499 employees	—	—	—	—
	Establishments with 500 to 999 employees	—	—	—	—
	Establishments with 1,000 employees or more	—	—	—	—

See footnotes at end of table.

Table 2. Establishments, Employees, and Payroll by Industry and Employment Size of Establishments for the State: 2004—Con.

[Excludes most government employees, railroad employees, and self-employed persons. Size class 1 to 4 employees includes establishments having payroll, but no employees, during mid-March pay period. For meaning of abbreviations and symbols, see introductory text. For explanation of terms, see Appendix A. For statement on reliability, see the note at the end of the table and Appendix C]

NAICS code	Geography, kind of business, and employment size class	Establishments (number)	Paid employees for pay period including March 12 (number)	First-quarter payroll (\$1,000)	Annual payroll (\$1,000)
	NEW JERSEY—Con.				
44-45	Retail trade—Con.				
441	Motor vehicle and parts dealers—Con.				
4412	Other motor vehicle dealers—Con.				
44122	Motorcycle, boat, and other motor vehicle dealers				
	All establishments	289	2 422	19 013	95 015
	Establishments with 1 to 4 employees	143	e	D	D
	Establishments with 5 to 9 employees	63	445	3 098	16 184
	Establishments with 10 to 19 employees	49	672	4 841	22 094
	Establishments with 20 to 49 employees	32	926	7 933	39 815
	Establishments with 50 to 99 employees	2	c	D	D
	Establishments with 100 to 249 employees	—	—	—	—
	Establishments with 250 to 499 employees	—	—	—	—
	Establishments with 500 to 999 employees	—	—	—	—
	Establishments with 1,000 employees or more	—	—	—	—
441221	Motorcycle dealers				
	All establishments	101	977	7 761	37 244
	Establishments with 1 to 4 employees	47	71	428	2 333
	Establishments with 5 to 9 employees	21	145	951	4 752
	Establishments with 10 to 19 employees	15	216	1 868	7 851
	Establishments with 20 to 49 employees	18	545	4 514	22 308
	Establishments with 50 to 99 employees	—	—	—	—
	Establishments with 100 to 249 employees	—	—	—	—
	Establishments with 250 to 499 employees	—	—	—	—
	Establishments with 500 to 999 employees	—	—	—	—
	Establishments with 1,000 employees or more	—	—	—	—
441222	Boat dealers				
	All establishments	157	1 192	8 461	45 020
	Establishments with 1 to 4 employees	76	c	D	D
	Establishments with 5 to 9 employees	38	271	1 863	10 155
	Establishments with 10 to 19 employees	31	407	2 590	12 480
	Establishments with 20 to 49 employees	11	305	2 642	14 363
	Establishments with 50 to 99 employees	1	b	D	D
	Establishments with 100 to 249 employees	—	—	—	—
	Establishments with 250 to 499 employees	—	—	—	—
	Establishments with 500 to 999 employees	—	—	—	—
	Establishments with 1,000 employees or more	—	—	—	—
441229	All other motor vehicle dealers				
	All establishments	31	253	2 791	12 751
	Establishments with 1 to 4 employees	20	b	D	D
	Establishments with 5 to 9 employees	4	29	284	1 277
	Establishments with 10 to 19 employees	3	49	383	1 763
	Establishments with 20 to 49 employees	3	76	777	3 144
	Establishments with 50 to 99 employees	1	b	D	D
	Establishments with 100 to 249 employees	—	—	—	—
	Establishments with 250 to 499 employees	—	—	—	—
	Establishments with 500 to 999 employees	—	—	—	—
	Establishments with 1,000 employees or more	—	—	—	—
4413	Automotive parts, accessories, and tire stores				
	All establishments	1 202	10 931	68 540	284 840
	Establishments with 1 to 4 employees	440	f	D	D
	Establishments with 5 to 9 employees	380	2 586	18 814	76 226
	Establishments with 10 to 19 employees	255	3 370	20 635	85 494
	Establishments with 20 to 49 employees	120	h	D	D
	Establishments with 50 to 99 employees	6	e	D	D
	Establishments with 100 to 249 employees	1	c	D	D
	Establishments with 250 to 499 employees	—	—	—	—
	Establishments with 500 to 999 employees	—	—	—	—
	Establishments with 1,000 employees or more	—	—	—	—
44131	Automotive parts and accessories stores				
	All establishments	824	8 080	45 154	190 082
	Establishments with 1 to 4 employees	341	677	3 676	18 589
	Establishments with 5 to 9 employees	202	1 357	7 748	33 298
	Establishments with 10 to 19 employees	163	2 180	11 418	48 459
	Establishments with 20 to 49 employees	111	3 307	18 589	76 295
	Establishments with 50 to 99 employees	6	e	D	D
	Establishments with 100 to 249 employees	1	c	D	D
	Establishments with 250 to 499 employees	—	—	—	—
	Establishments with 500 to 999 employees	—	—	—	—
	Establishments with 1,000 employees or more	—	—	—	—
441310	Automotive parts and accessories stores				
	All establishments	824	8 080	45 154	190 082
	Establishments with 1 to 4 employees	341	677	3 676	18 589
	Establishments with 5 to 9 employees	202	1 357	7 748	33 298
	Establishments with 10 to 19 employees	163	2 180	11 418	48 459
	Establishments with 20 to 49 employees	111	3 307	18 589	76 295
	Establishments with 50 to 99 employees	6	e	D	D
	Establishments with 100 to 249 employees	1	c	D	D
	Establishments with 250 to 499 employees	—	—	—	—
	Establishments with 500 to 999 employees	—	—	—	—
	Establishments with 1,000 employees or more	—	—	—	—

See footnotes at end of table.

Table 2. Establishments, Employees, and Payroll by Industry and Employment Size of Establishments for the State: 2004—Con.

[Excludes most government employees, railroad employees, and self-employed persons. Size class 1 to 4 employees includes establishments having payroll, but no employees, during mid-March pay period. For meaning of abbreviations and symbols, see introductory text. For explanation of terms, see Appendix A. For statement on reliability, see the note at the end of the table and Appendix C]

NAICS code	Geography, kind of business, and employment size class	Establishments (number)	Paid employees for pay period including March 12 (number)	First-quarter payroll (\$1,000)	Annual payroll (\$1,000)
	NEW JERSEY—Con.				
44-45	Retail trade—Con.				
441	Motor vehicle and parts dealers—Con.				
4413	Automotive parts, accessories, and tire stores—Con.				
44132	Tire dealers				
	All establishments	378	2 851	23 386	94 758
	Establishments with 1 to 4 employees	99	c	D	D
	Establishments with 5 to 9 employees	178	1 229	11 066	42 928
	Establishments with 10 to 19 employees	92	1 190	9 217	37 035
	Establishments with 20 to 49 employees	9	c	D	D
	Establishments with 50 to 99 employees	—	—	—	—
	Establishments with 100 to 249 employees	—	—	—	—
	Establishments with 250 to 499 employees	—	—	—	—
	Establishments with 500 to 999 employees	—	—	—	—
	Establishments with 1,000 employees or more	—	—	—	—
441320	Tire dealers				
	All establishments	378	2 851	23 386	94 758
	Establishments with 1 to 4 employees	99	c	D	D
	Establishments with 5 to 9 employees	178	1 229	11 066	42 928
	Establishments with 10 to 19 employees	92	1 190	9 217	37 035
	Establishments with 20 to 49 employees	9	c	D	D
	Establishments with 50 to 99 employees	—	—	—	—
	Establishments with 100 to 249 employees	—	—	—	—
	Establishments with 250 to 499 employees	—	—	—	—
	Establishments with 500 to 999 employees	—	—	—	—
	Establishments with 1,000 employees or more	—	—	—	—
442	Furniture and home furnishings stores				
	All establishments	2 168	19 057	120 271	500 577
	Establishments with 1 to 4 employees	1 244	2 338	14 971	70 292
	Establishments with 5 to 9 employees	400	2 658	17 366	73 203
	Establishments with 10 to 19 employees	293	3 922	24 650	102 197
	Establishments with 20 to 49 employees	178	5 513	38 000	153 362
	Establishments with 50 to 99 employees	43	2 729	14 685	56 547
	Establishments with 100 to 249 employees	7	f	D	D
	Establishments with 250 to 499 employees	3	f	D	D
	Establishments with 500 to 999 employees	—	—	—	—
	Establishments with 1,000 employees or more	—	—	—	—
4421	Furniture stores				
	All establishments	976	7 811	60 383	251 894
	Establishments with 1 to 4 employees	572	1 055	7 480	34 905
	Establishments with 5 to 9 employees	169	1 129	7 979	33 339
	Establishments with 10 to 19 employees	131	1 754	13 468	57 349
	Establishments with 20 to 49 employees	92	2 748	23 112	92 214
	Establishments with 50 to 99 employees	10	f	D	D
	Establishments with 100 to 249 employees	1	c	D	D
	Establishments with 250 to 499 employees	1	e	D	D
	Establishments with 500 to 999 employees	—	—	—	—
	Establishments with 1,000 employees or more	—	—	—	—
44211	Furniture stores				
	All establishments	976	7 811	60 383	251 894
	Establishments with 1 to 4 employees	572	1 055	7 480	34 905
	Establishments with 5 to 9 employees	169	1 129	7 979	33 339
	Establishments with 10 to 19 employees	131	1 754	13 468	57 349
	Establishments with 20 to 49 employees	92	2 748	23 112	92 214
	Establishments with 50 to 99 employees	10	f	D	D
	Establishments with 100 to 249 employees	1	c	D	D
	Establishments with 250 to 499 employees	1	e	D	D
	Establishments with 500 to 999 employees	—	—	—	—
	Establishments with 1,000 employees or more	—	—	—	—
442110	Furniture stores				
	All establishments	976	7 811	60 383	251 894
	Establishments with 1 to 4 employees	572	1 055	7 480	34 905
	Establishments with 5 to 9 employees	169	1 129	7 979	33 339
	Establishments with 10 to 19 employees	131	1 754	13 468	57 349
	Establishments with 20 to 49 employees	92	2 748	23 112	92 214
	Establishments with 50 to 99 employees	10	f	D	D
	Establishments with 100 to 249 employees	1	c	D	D
	Establishments with 250 to 499 employees	1	e	D	D
	Establishments with 500 to 999 employees	—	—	—	—
	Establishments with 1,000 employees or more	—	—	—	—
4422	Home furnishings stores				
	All establishments	1 192	11 246	59 888	248 683
	Establishments with 1 to 4 employees	672	1 283	7 491	35 387
	Establishments with 5 to 9 employees	231	1 529	9 387	39 864
	Establishments with 10 to 19 employees	162	2 168	11 182	44 848
	Establishments with 20 to 49 employees	86	2 765	14 888	61 148
	Establishments with 50 to 99 employees	33	g	D	D
	Establishments with 100 to 249 employees	6	f	D	D
	Establishments with 250 to 499 employees	2	f	D	D
	Establishments with 500 to 999 employees	—	—	—	—
	Establishments with 1,000 employees or more	—	—	—	—

See footnotes at end of table.

Table 2. Establishments, Employees, and Payroll by Industry and Employment Size of Establishments for the State: 2004—Con.

[Excludes most government employees, railroad employees, and self-employed persons. Size class 1 to 4 employees includes establishments having payroll, but no employees, during mid-March pay period. For meaning of abbreviations and symbols, see introductory text. For explanation of terms, see Appendix A. For statement on reliability, see the note at the end of the table and Appendix C]

NAICS code	Geography, kind of business, and employment size class	Establishments (number)	Paid employees for pay period including March 12 (number)	First-quarter payroll (\$1,000)	Annual payroll (\$1,000)
	NEW JERSEY—Con.				
44-45	Retail trade—Con.				
442	Furniture and home furnishings stores—Con.				
4422	Home furnishings stores—Con.				
44221	Floor covering stores				
	All establishments	458	2 490	20 865	88 926
	Establishments with 1 to 4 employees	290	558	3 809	17 692
	Establishments with 5 to 9 employees	105	669	5 038	21 800
	Establishments with 10 to 19 employees	42	553	4 711	18 120
	Establishments with 20 to 49 employees	18	484	5 015	21 287
	Establishments with 50 to 99 employees	2	c	D	D
	Establishments with 100 to 249 employees	1	c	D	D
	Establishments with 250 to 499 employees	—	—	—	—
	Establishments with 500 to 999 employees	—	—	—	—
	Establishments with 1,000 employees or more	—	—	—	—
442210	Floor covering stores				
	All establishments	458	2 490	20 865	88 926
	Establishments with 1 to 4 employees	290	558	3 809	17 692
	Establishments with 5 to 9 employees	105	669	5 038	21 800
	Establishments with 10 to 19 employees	42	553	4 711	18 120
	Establishments with 20 to 49 employees	18	484	5 015	21 287
	Establishments with 50 to 99 employees	2	c	D	D
	Establishments with 100 to 249 employees	1	c	D	D
	Establishments with 250 to 499 employees	—	—	—	—
	Establishments with 500 to 999 employees	—	—	—	—
	Establishments with 1,000 employees or more	—	—	—	—
44229	Other home furnishings stores				
	All establishments	734	8 756	39 023	159 757
	Establishments with 1 to 4 employees	382	725	3 682	17 695
	Establishments with 5 to 9 employees	126	860	4 349	18 064
	Establishments with 10 to 19 employees	120	1 615	6 471	26 728
	Establishments with 20 to 49 employees	68	2 281	9 873	39 861
	Establishments with 50 to 99 employees	31	g	D	D
	Establishments with 100 to 249 employees	5	696	2 707	10 474
	Establishments with 250 to 499 employees	2	f	D	D
	Establishments with 500 to 999 employees	—	—	—	—
	Establishments with 1,000 employees or more	—	—	—	—
442291	Window treatment stores				
	All establishments	120	488	2 636	11 803
	Establishments with 1 to 4 employees	88	176	1 088	5 190
	Establishments with 5 to 9 employees	17	115	754	3 286
	Establishments with 10 to 19 employees	15	197	794	3 327
	Establishments with 20 to 49 employees	—	—	—	—
	Establishments with 50 to 99 employees	—	—	—	—
	Establishments with 100 to 249 employees	—	—	—	—
	Establishments with 250 to 499 employees	—	—	—	—
	Establishments with 500 to 999 employees	—	—	—	—
	Establishments with 1,000 employees or more	—	—	—	—
442299	All other home furnishings stores				
	All establishments	614	8 268	36 387	147 954
	Establishments with 1 to 4 employees	294	549	2 594	12 505
	Establishments with 5 to 9 employees	109	745	3 595	14 778
	Establishments with 10 to 19 employees	105	1 418	5 677	23 401
	Establishments with 20 to 49 employees	68	2 281	9 873	39 861
	Establishments with 50 to 99 employees	31	g	D	D
	Establishments with 100 to 249 employees	5	696	2 707	10 474
	Establishments with 250 to 499 employees	2	f	D	D
	Establishments with 500 to 999 employees	—	—	—	—
	Establishments with 1,000 employees or more	—	—	—	—
443	Electronics and appliance stores				
	All establishments	1 562	13 652	81 155	341 173
	Establishments with 1 to 4 employees	869	1 554	10 555	50 420
	Establishments with 5 to 9 employees	435	2 879	15 443	66 223
	Establishments with 10 to 19 employees	144	1 911	12 516	50 545
	Establishments with 20 to 49 employees	63	2 010	15 534	65 967
	Establishments with 50 to 99 employees	21	1 581	8 054	29 931
	Establishments with 100 to 249 employees	30	3 717	19 053	78 087
	Establishments with 250 to 499 employees	—	—	—	—
	Establishments with 500 to 999 employees	—	—	—	—
	Establishments with 1,000 employees or more	—	—	—	—
4431	Electronics and appliance stores				
	All establishments	1 562	13 652	81 155	341 173
	Establishments with 1 to 4 employees	869	1 554	10 555	50 420
	Establishments with 5 to 9 employees	435	2 879	15 443	66 223
	Establishments with 10 to 19 employees	144	1 911	12 516	50 545
	Establishments with 20 to 49 employees	63	2 010	15 534	65 967
	Establishments with 50 to 99 employees	21	1 581	8 054	29 931
	Establishments with 100 to 249 employees	30	3 717	19 053	78 087
	Establishments with 250 to 499 employees	—	—	—	—
	Establishments with 500 to 999 employees	—	—	—	—
	Establishments with 1,000 employees or more	—	—	—	—

See footnotes at end of table.

Table 2. Establishments, Employees, and Payroll by Industry and Employment Size of Establishments for the State: 2004—Con.

[Excludes most government employees, railroad employees, and self-employed persons. Size class 1 to 4 employees includes establishments having payroll, but no employees, during mid-March pay period. For meaning of abbreviations and symbols, see introductory text. For explanation of terms, see Appendix A. For statement on reliability, see the note at the end of the table and Appendix C]

NAICS code	Geography, kind of business, and employment size class	Establishments (number)	Paid employees for pay period including March 12 (number)	First-quarter payroll (\$1,000)	Annual payroll (\$1,000)
	NEW JERSEY—Con.				
44-45	Retail trade—Con.				
443	Electronics and appliance stores—Con.				
4431	Electronics and appliance stores—Con.				
44311	Appliance, television, and other electronics stores				
	All establishments	1 097	10 798	62 704	261 760
	Establishments with 1 to 4 employees	614	1 108	6 732	30 998
	Establishments with 5 to 9 employees	276	1 792	10 325	44 287
	Establishments with 10 to 19 employees	108	1 456	9 681	40 279
	Establishments with 20 to 49 employees	56	g	D	D
	Establishments with 50 to 99 employees	15	g	D	D
	Establishments with 100 to 249 employees	28	h	D	D
	Establishments with 250 to 499 employees	—	—	—	—
	Establishments with 500 to 999 employees	—	—	—	—
	Establishments with 1,000 employees or more	—	—	—	—
443111	Household appliance stores				
	All establishments	283	2 303	17 191	74 525
	Establishments with 1 to 4 employees	161	305	1 809	8 002
	Establishments with 5 to 9 employees	55	370	2 547	11 130
	Establishments with 10 to 19 employees	39	539	3 698	16 949
	Establishments with 20 to 49 employees	24	f	D	D
	Establishments with 50 to 99 employees	3	c	D	D
	Establishments with 100 to 249 employees	1	c	D	D
	Establishments with 250 to 499 employees	—	—	—	—
	Establishments with 500 to 999 employees	—	—	—	—
	Establishments with 1,000 employees or more	—	—	—	—
443112	Radio, television, and other electronics stores				
	All establishments	814	8 495	45 513	187 235
	Establishments with 1 to 4 employees	453	803	4 923	22 996
	Establishments with 5 to 9 employees	221	1 422	7 778	33 157
	Establishments with 10 to 19 employees	69	917	5 983	23 330
	Establishments with 20 to 49 employees	32	974	6 382	26 884
	Establishments with 50 to 99 employees	12	1 024	4 415	16 592
	Establishments with 100 to 249 employees	27	3 355	16 032	64 276
	Establishments with 250 to 499 employees	—	—	—	—
	Establishments with 500 to 999 employees	—	—	—	—
	Establishments with 1,000 employees or more	—	—	—	—
44312	Computer and software stores				
	All establishments	386	2 463	16 423	70 616
	Establishments with 1 to 4 employees	212	365	3 352	17 270
	Establishments with 5 to 9 employees	135	924	4 325	18 566
	Establishments with 10 to 19 employees	24	308	2 071	6 991
	Establishments with 20 to 49 employees	7	e	D	D
	Establishments with 50 to 99 employees	6	e	D	D
	Establishments with 100 to 249 employees	2	c	D	D
	Establishments with 250 to 499 employees	—	—	—	—
	Establishments with 500 to 999 employees	—	—	—	—
	Establishments with 1,000 employees or more	—	—	—	—
443120	Computer and software stores				
	All establishments	386	2 463	16 423	70 616
	Establishments with 1 to 4 employees	212	365	3 352	17 270
	Establishments with 5 to 9 employees	135	924	4 325	18 566
	Establishments with 10 to 19 employees	24	308	2 071	6 991
	Establishments with 20 to 49 employees	7	e	D	D
	Establishments with 50 to 99 employees	6	e	D	D
	Establishments with 100 to 249 employees	2	c	D	D
	Establishments with 250 to 499 employees	—	—	—	—
	Establishments with 500 to 999 employees	—	—	—	—
	Establishments with 1,000 employees or more	—	—	—	—
44313	Camera and photographic supplies stores				
	All establishments	79	391	2 028	8 797
	Establishments with 1 to 4 employees	43	81	471	2 152
	Establishments with 5 to 9 employees	24	163	793	3 370
	Establishments with 10 to 19 employees	12	147	764	3 275
	Establishments with 20 to 49 employees	—	—	—	—
	Establishments with 50 to 99 employees	—	—	—	—
	Establishments with 100 to 249 employees	—	—	—	—
	Establishments with 250 to 499 employees	—	—	—	—
	Establishments with 500 to 999 employees	—	—	—	—
	Establishments with 1,000 employees or more	—	—	—	—
443130	Camera and photographic supplies stores				
	All establishments	79	391	2 028	8 797
	Establishments with 1 to 4 employees	43	81	471	2 152
	Establishments with 5 to 9 employees	24	163	793	3 370
	Establishments with 10 to 19 employees	12	147	764	3 275
	Establishments with 20 to 49 employees	—	—	—	—
	Establishments with 50 to 99 employees	—	—	—	—
	Establishments with 100 to 249 employees	—	—	—	—
	Establishments with 250 to 499 employees	—	—	—	—
	Establishments with 500 to 999 employees	—	—	—	—
	Establishments with 1,000 employees or more	—	—	—	—

See footnotes at end of table.

Table 2. Establishments, Employees, and Payroll by Industry and Employment Size of Establishments for the State: 2004—Con.

[Excludes most government employees, railroad employees, and self-employed persons. Size class 1 to 4 employees includes establishments having payroll, but no employees, during mid-March pay period. For meaning of abbreviations and symbols, see introductory text. For explanation of terms, see Appendix A. For statement on reliability, see the note at the end of the table and Appendix C]

NAICS code	Geography, kind of business, and employment size class	Establishments (number)	Paid employees for pay period including March 12 (number)	First-quarter payroll (\$1,000)	Annual payroll (\$1,000)
	NEW JERSEY—Con.				
44-45	Retail trade—Con.				
444	Building material and garden equipment and supplies dealers				
	All establishments	2 236	34 918	259 032	1 167 176
	Establishments with 1 to 4 employees	1 019	1 971	12 773	75 139
	Establishments with 5 to 9 employees	518	3 459	26 596	124 155
	Establishments with 10 to 19 employees	367	5 000	39 466	183 900
	Establishments with 20 to 49 employees	213	6 230	52 872	258 414
	Establishments with 50 to 99 employees	34	2 212	21 355	97 390
	Establishments with 100 to 249 employees	75	j	D	D
	Establishments with 250 to 499 employees	10	h	D	D
	Establishments with 500 to 999 employees	—	—	—	—
	Establishments with 1,000 employees or more	—	—	—	—
4441	Building material and supplies dealers				
	All establishments	1 777	31 914	243 933	1 075 377
	Establishments with 1 to 4 employees	761	g	D	D
	Establishments with 5 to 9 employees	415	2 775	22 214	100 993
	Establishments with 10 to 19 employees	302	4 110	35 087	159 864
	Establishments with 20 to 49 employees	183	5 380	49 131	235 238
	Establishments with 50 to 99 employees	31	g	D	D
	Establishments with 100 to 249 employees	75	j	D	D
	Establishments with 250 to 499 employees	10	h	D	D
	Establishments with 500 to 999 employees	—	—	—	—
	Establishments with 1,000 employees or more	—	—	—	—
44411	Home centers				
	All establishments	130	j	D	D
	Establishments with 1 to 4 employees	22	b	D	D
	Establishments with 5 to 9 employees	11	73	671	3 178
	Establishments with 10 to 19 employees	14	199	1 344	6 320
	Establishments with 20 to 49 employees	6	185	1 456	8 063
	Establishments with 50 to 99 employees	1	b	D	D
	Establishments with 100 to 249 employees	67	j	D	D
	Establishments with 250 to 499 employees	9	h	D	D
	Establishments with 500 to 999 employees	—	—	—	—
	Establishments with 1,000 employees or more	—	—	—	—
444110	Home centers				
	All establishments	130	j	D	D
	Establishments with 1 to 4 employees	22	b	D	D
	Establishments with 5 to 9 employees	11	73	671	3 178
	Establishments with 10 to 19 employees	14	199	1 344	6 320
	Establishments with 20 to 49 employees	6	185	1 456	8 063
	Establishments with 50 to 99 employees	1	b	D	D
	Establishments with 100 to 249 employees	67	j	D	D
	Establishments with 250 to 499 employees	9	h	D	D
	Establishments with 500 to 999 employees	—	—	—	—
	Establishments with 1,000 employees or more	—	—	—	—
44412	Paint and wallpaper stores				
	All establishments	217	g	D	D
	Establishments with 1 to 4 employees	123	e	D	D
	Establishments with 5 to 9 employees	57	e	D	D
	Establishments with 10 to 19 employees	28	392	2 658	11 108
	Establishments with 20 to 49 employees	8	208	1 627	6 948
	Establishments with 50 to 99 employees	1	b	D	D
	Establishments with 100 to 249 employees	—	—	—	—
	Establishments with 250 to 499 employees	—	—	—	—
	Establishments with 500 to 999 employees	—	—	—	—
	Establishments with 1,000 employees or more	—	—	—	—
444120	Paint and wallpaper stores				
	All establishments	217	g	D	D
	Establishments with 1 to 4 employees	123	e	D	D
	Establishments with 5 to 9 employees	57	e	D	D
	Establishments with 10 to 19 employees	28	392	2 658	11 108
	Establishments with 20 to 49 employees	8	208	1 627	6 948
	Establishments with 50 to 99 employees	1	b	D	D
	Establishments with 100 to 249 employees	—	—	—	—
	Establishments with 250 to 499 employees	—	—	—	—
	Establishments with 500 to 999 employees	—	—	—	—
	Establishments with 1,000 employees or more	—	—	—	—
44413	Hardware stores				
	All establishments	332	2 687	14 312	60 791
	Establishments with 1 to 4 employees	168	e	D	D
	Establishments with 5 to 9 employees	80	f	D	D
	Establishments with 10 to 19 employees	51	692	3 686	15 793
	Establishments with 20 to 49 employees	29	873	4 513	19 371
	Establishments with 50 to 99 employees	4	e	D	D
	Establishments with 100 to 249 employees	—	—	—	—
	Establishments with 250 to 499 employees	—	—	—	—
	Establishments with 500 to 999 employees	—	—	—	—
	Establishments with 1,000 employees or more	—	—	—	—

See footnotes at end of table.

Table 2. Establishments, Employees, and Payroll by Industry and Employment Size of Establishments for the State: 2004—Con.

[Excludes most government employees, railroad employees, and self-employed persons. Size class 1 to 4 employees includes establishments having payroll, but no employees, during mid-March pay period. For meaning of abbreviations and symbols, see introductory text. For explanation of terms, see Appendix A. For statement on reliability, see the note at the end of the table and Appendix C]

NAICS code	Geography, kind of business, and employment size class	Establishments (number)	Paid employees for pay period including March 12 (number)	First-quarter payroll (\$1,000)	Annual payroll (\$1,000)
	NEW JERSEY—Con.				
44-45	Retail trade—Con.				
444	Building material and garden equipment and supplies dealers—Con.				
4441	Building material and supplies dealers—Con.				
44413	Hardware stores—Con.				
444130	Hardware stores				
	All establishments	332	2 687	14 312	60 791
	Establishments with 1 to 4 employees	168	e	D	D
	Establishments with 5 to 9 employees	80	f	D	D
	Establishments with 10 to 19 employees	51	692	3 686	15 793
	Establishments with 20 to 49 employees	29	873	4 513	19 371
	Establishments with 50 to 99 employees	4	e	D	D
	Establishments with 100 to 249 employees	—	—	—	—
	Establishments with 250 to 499 employees	—	—	—	—
	Establishments with 500 to 999 employees	—	—	—	—
	Establishments with 1,000 employees or more	—	—	—	—
44419	Other building material dealers				
	All establishments	1 098	12 727	124 716	592 858
	Establishments with 1 to 4 employees	448	889	6 485	34 968
	Establishments with 5 to 9 employees	267	1 837	16 068	74 455
	Establishments with 10 to 19 employees	209	2 827	27 399	126 643
	Establishments with 20 to 49 employees	140	4 114	41 535	200 856
	Establishments with 50 to 99 employees	25	1 612	16 956	82 062
	Establishments with 100 to 249 employees	8	g	D	D
	Establishments with 250 to 499 employees	1	e	D	D
	Establishments with 500 to 999 employees	—	—	—	—
	Establishments with 1,000 employees or more	—	—	—	—
444190	Other building material dealers				
	All establishments	1 098	12 727	124 716	592 858
	Establishments with 1 to 4 employees	448	889	6 485	34 968
	Establishments with 5 to 9 employees	267	1 837	16 068	74 455
	Establishments with 10 to 19 employees	209	2 827	27 399	126 643
	Establishments with 20 to 49 employees	140	4 114	41 535	200 856
	Establishments with 50 to 99 employees	25	1 612	16 956	82 062
	Establishments with 100 to 249 employees	8	g	D	D
	Establishments with 250 to 499 employees	1	e	D	D
	Establishments with 500 to 999 employees	—	—	—	—
	Establishments with 1,000 employees or more	—	—	—	—
4442	Lawn and garden equipment and supplies stores				
	All establishments	459	3 004	15 099	91 799
	Establishments with 1 to 4 employees	258	e	D	D
	Establishments with 5 to 9 employees	103	684	4 382	23 162
	Establishments with 10 to 19 employees	65	890	4 379	24 036
	Establishments with 20 to 49 employees	30	850	3 741	23 176
	Establishments with 50 to 99 employees	3	c	D	D
	Establishments with 100 to 249 employees	—	—	—	—
	Establishments with 250 to 499 employees	—	—	—	—
	Establishments with 500 to 999 employees	—	—	—	—
	Establishments with 1,000 employees or more	—	—	—	—
44421	Outdoor power equipment stores				
	All establishments	101	513	3 384	15 116
	Establishments with 1 to 4 employees	58	118	638	3 038
	Establishments with 5 to 9 employees	29	183	1 245	5 717
	Establishments with 10 to 19 employees	11	141	1 101	4 676
	Establishments with 20 to 49 employees	3	71	400	1 685
	Establishments with 50 to 99 employees	—	—	—	—
	Establishments with 100 to 249 employees	—	—	—	—
	Establishments with 250 to 499 employees	—	—	—	—
	Establishments with 500 to 999 employees	—	—	—	—
	Establishments with 1,000 employees or more	—	—	—	—
444210	Outdoor power equipment stores				
	All establishments	101	513	3 384	15 116
	Establishments with 1 to 4 employees	58	118	638	3 038
	Establishments with 5 to 9 employees	29	183	1 245	5 717
	Establishments with 10 to 19 employees	11	141	1 101	4 676
	Establishments with 20 to 49 employees	3	71	400	1 685
	Establishments with 50 to 99 employees	—	—	—	—
	Establishments with 100 to 249 employees	—	—	—	—
	Establishments with 250 to 499 employees	—	—	—	—
	Establishments with 500 to 999 employees	—	—	—	—
	Establishments with 1,000 employees or more	—	—	—	—
44422	Nursery, garden center, and farm supply stores				
	All establishments	358	2 491	11 715	76 683
	Establishments with 1 to 4 employees	200	e	D	D
	Establishments with 5 to 9 employees	74	501	3 137	17 445
	Establishments with 10 to 19 employees	54	749	3 278	19 360
	Establishments with 20 to 49 employees	27	779	3 341	21 491
	Establishments with 50 to 99 employees	3	c	D	D
	Establishments with 100 to 249 employees	—	—	—	—
	Establishments with 250 to 499 employees	—	—	—	—
	Establishments with 500 to 999 employees	—	—	—	—
	Establishments with 1,000 employees or more	—	—	—	—

See footnotes at end of table.

Table 2. Establishments, Employees, and Payroll by Industry and Employment Size of Establishments for the State: 2004—Con.

[Excludes most government employees, railroad employees, and self-employed persons. Size class 1 to 4 employees includes establishments having payroll, but no employees, during mid-March pay period. For meaning of abbreviations and symbols, see introductory text. For explanation of terms, see Appendix A. For statement on reliability, see the note at the end of the table and Appendix C]

NAICS code	Geography, kind of business, and employment size class	Establishments (number)	Paid employees for pay period including March 12 (number)	First-quarter payroll (\$1,000)	Annual payroll (\$1,000)
NEW JERSEY—Con.					
44-45	Retail trade—Con.				
444	Building material and garden equipment and supplies dealers—Con.				
4442	Lawn and garden equipment and supplies stores—Con.				
44422	Nursery, garden center, and farm supply stores—Con.				
444220	Nursery, garden center, and farm supply stores				
	All establishments	358	2 491	11 715	76 683
	Establishments with 1 to 4 employees	200	e	D	D
	Establishments with 5 to 9 employees	74	501	3 137	17 445
	Establishments with 10 to 19 employees	54	749	3 278	19 360
	Establishments with 20 to 49 employees	27	779	3 341	21 491
	Establishments with 50 to 99 employees	3	c	D	D
	Establishments with 100 to 249 employees	—	—	—	—
	Establishments with 250 to 499 employees	—	—	—	—
	Establishments with 500 to 999 employees	—	—	—	—
	Establishments with 1,000 employees or more	—	—	—	—
445	Food and beverage stores				
	All establishments	7 224	113 134	534 782	2 235 107
	Establishments with 1 to 4 employees	4 501	7 485	28 783	164 529
	Establishments with 5 to 9 employees	1 015	6 639	25 218	104 413
	Establishments with 10 to 19 employees	737	10 119	38 708	166 525
	Establishments with 20 to 49 employees	454	12 828	51 170	221 853
	Establishments with 50 to 99 employees	156	11 292	59 682	236 824
	Establishments with 100 to 249 employees	298	k	D	D
	Establishments with 250 to 499 employees	62	l	D	D
	Establishments with 500 to 999 employees	1	m	D	D
	Establishments with 1,000 employees or more	—	—	—	—
4451	Grocery stores				
	All establishments	4 122	97 596	472 681	1 956 384
	Establishments with 1 to 4 employees	2 416	3 915	14 202	87 140
	Establishments with 5 to 9 employees	427	2 811	9 975	41 428
	Establishments with 10 to 19 employees	420	5 898	22 849	98 809
	Establishments with 20 to 49 employees	351	9 852	38 841	168 439
	Establishments with 50 to 99 employees	150	j	D	D
	Establishments with 100 to 249 employees	296	44 271	233 484	940 542
	Establishments with 250 to 499 employees	61	19 403	93 066	382 946
	Establishments with 500 to 999 employees	1	f	D	D
	Establishments with 1,000 employees or more	—	—	—	—
44511	Supermarkets and other grocery (except convenience) stores				
	All establishments	2 547	86 492	431 833	1 773 790
	Establishments with 1 to 4 employees	1 455	2 311	8 506	60 706
	Establishments with 5 to 9 employees	263	g	D	D
	Establishments with 10 to 19 employees	151	2 043	7 642	32 028
	Establishments with 20 to 49 employees	173	5 469	22 926	96 622
	Establishments with 50 to 99 employees	147	10 768	57 487	226 191
	Establishments with 100 to 249 employees	296	44 271	233 484	940 542
	Establishments with 250 to 499 employees	61	19 403	93 066	382 946
	Establishments with 500 to 999 employees	1	f	D	D
	Establishments with 1,000 employees or more	—	—	—	—
445110	Supermarkets and other grocery (except convenience) stores				
	All establishments	2 547	86 492	431 833	1 773 790
	Establishments with 1 to 4 employees	1 455	2 311	8 506	60 706
	Establishments with 5 to 9 employees	263	g	D	D
	Establishments with 10 to 19 employees	151	2 043	7 642	32 028
	Establishments with 20 to 49 employees	173	5 469	22 926	96 622
	Establishments with 50 to 99 employees	147	10 768	57 487	226 191
	Establishments with 100 to 249 employees	296	44 271	233 484	940 542
	Establishments with 250 to 499 employees	61	19 403	93 066	382 946
	Establishments with 500 to 999 employees	1	f	D	D
	Establishments with 1,000 employees or more	—	—	—	—
44512	Convenience stores				
	All establishments	1 575	11 104	40 848	182 594
	Establishments with 1 to 4 employees	961	1 604	5 696	26 434
	Establishments with 5 to 9 employees	164	g	D	D
	Establishments with 10 to 19 employees	269	3 855	15 207	66 781
	Establishments with 20 to 49 employees	178	4 383	15 915	71 817
	Establishments with 50 to 99 employees	3	c	D	D
	Establishments with 100 to 249 employees	—	—	—	—
	Establishments with 250 to 499 employees	—	—	—	—
	Establishments with 500 to 999 employees	—	—	—	—
	Establishments with 1,000 employees or more	—	—	—	—
445120	Convenience stores				
	All establishments	1 575	11 104	40 848	182 594
	Establishments with 1 to 4 employees	961	1 604	5 696	26 434
	Establishments with 5 to 9 employees	164	g	D	D
	Establishments with 10 to 19 employees	269	3 855	15 207	66 781
	Establishments with 20 to 49 employees	178	4 383	15 915	71 817
	Establishments with 50 to 99 employees	3	c	D	D
	Establishments with 100 to 249 employees	—	—	—	—
	Establishments with 250 to 499 employees	—	—	—	—
	Establishments with 500 to 999 employees	—	—	—	—
	Establishments with 1,000 employees or more	—	—	—	—

See footnotes at end of table.

Table 2. Establishments, Employees, and Payroll by Industry and Employment Size of Establishments for the State: 2004—Con.

[Excludes most government employees, railroad employees, and self-employed persons. Size class 1 to 4 employees includes establishments having payroll, but no employees, during mid-March pay period. For meaning of abbreviations and symbols, see introductory text. For explanation of terms, see Appendix A. For statement on reliability, see the note at the end of the table and Appendix C]

NAICS code	Geography, kind of business, and employment size class	Establishments (number)	Paid employees for pay period including March 12 (number)	First-quarter payroll (\$1,000)	Annual payroll (\$1,000)
NEW JERSEY—Con.					
44-45	Retail trade—Con.				
445	Food and beverage stores—Con.				
4452	Specialty food stores				
	All establishments	1 367	6 443	23 867	115 306
	Establishments with 1 to 4 employees	955	1 349	5 257	34 134
	Establishments with 5 to 9 employees	246	1 588	5 626	23 835
	Establishments with 10 to 19 employees	121	1 637	5 884	25 377
	Establishments with 20 to 49 employees	39	g	D	D
	Establishments with 50 to 99 employees	4	e	D	D
	Establishments with 100 to 249 employees	1	c	D	D
	Establishments with 250 to 499 employees	1	e	D	D
	Establishments with 500 to 999 employees	—	—	—	—
	Establishments with 1,000 employees or more	—	—	—	—
44521	Meat markets				
	All establishments	290	1 329	5 183	22 178
	Establishments with 1 to 4 employees	194	354	1 445	6 340
	Establishments with 5 to 9 employees	57	353	1 370	5 709
	Establishments with 10 to 19 employees	31	424	1 744	7 427
	Establishments with 20 to 49 employees	8	198	624	2 702
	Establishments with 50 to 99 employees	—	—	—	—
	Establishments with 100 to 249 employees	—	—	—	—
	Establishments with 250 to 499 employees	—	—	—	—
	Establishments with 500 to 999 employees	—	—	—	—
	Establishments with 1,000 employees or more	—	—	—	—
445210	Meat markets				
	All establishments	290	1 329	5 183	22 178
	Establishments with 1 to 4 employees	194	354	1 445	6 340
	Establishments with 5 to 9 employees	57	353	1 370	5 709
	Establishments with 10 to 19 employees	31	424	1 744	7 427
	Establishments with 20 to 49 employees	8	198	624	2 702
	Establishments with 50 to 99 employees	—	—	—	—
	Establishments with 100 to 249 employees	—	—	—	—
	Establishments with 250 to 499 employees	—	—	—	—
	Establishments with 500 to 999 employees	—	—	—	—
	Establishments with 1,000 employees or more	—	—	—	—
44522	Fish and seafood markets				
	All establishments	134	547	2 343	11 952
	Establishments with 1 to 4 employees	98	130	551	4 085
	Establishments with 5 to 9 employees	22	135	506	2 257
	Establishments with 10 to 19 employees	9	c	D	D
	Establishments with 20 to 49 employees	4	c	D	D
	Establishments with 50 to 99 employees	1	b	D	D
	Establishments with 100 to 249 employees	—	—	—	—
	Establishments with 250 to 499 employees	—	—	—	—
	Establishments with 500 to 999 employees	—	—	—	—
	Establishments with 1,000 employees or more	—	—	—	—
445220	Fish and seafood markets				
	All establishments	134	547	2 343	11 952
	Establishments with 1 to 4 employees	98	130	551	4 085
	Establishments with 5 to 9 employees	22	135	506	2 257
	Establishments with 10 to 19 employees	9	c	D	D
	Establishments with 20 to 49 employees	4	c	D	D
	Establishments with 50 to 99 employees	1	b	D	D
	Establishments with 100 to 249 employees	—	—	—	—
	Establishments with 250 to 499 employees	—	—	—	—
	Establishments with 500 to 999 employees	—	—	—	—
	Establishments with 1,000 employees or more	—	—	—	—
44523	Fruit and vegetable markets				
	All establishments	212	1 627	6 596	32 586
	Establishments with 1 to 4 employees	145	215	858	5 595
	Establishments with 5 to 9 employees	33	213	977	3 919
	Establishments with 10 to 19 employees	17	225	1 032	5 185
	Establishments with 20 to 49 employees	13	371	1 250	6 356
	Establishments with 50 to 99 employees	2	c	D	D
	Establishments with 100 to 249 employees	1	c	D	D
	Establishments with 250 to 499 employees	1	e	D	D
	Establishments with 500 to 999 employees	—	—	—	—
	Establishments with 1,000 employees or more	—	—	—	—
445230	Fruit and vegetable markets				
	All establishments	212	1 627	6 596	32 586
	Establishments with 1 to 4 employees	145	215	858	5 595
	Establishments with 5 to 9 employees	33	213	977	3 919
	Establishments with 10 to 19 employees	17	225	1 032	5 185
	Establishments with 20 to 49 employees	13	371	1 250	6 356
	Establishments with 50 to 99 employees	2	c	D	D
	Establishments with 100 to 249 employees	1	c	D	D
	Establishments with 250 to 499 employees	1	e	D	D
	Establishments with 500 to 999 employees	—	—	—	—
	Establishments with 1,000 employees or more	—	—	—	—

See footnotes at end of table.

Table 2. Establishments, Employees, and Payroll by Industry and Employment Size of Establishments for the State: 2004—Con.

[Excludes most government employees, railroad employees, and self-employed persons. Size class 1 to 4 employees includes establishments having payroll, but no employees, during mid-March pay period. For meaning of abbreviations and symbols, see introductory text. For explanation of terms, see Appendix A. For statement on reliability, see the note at the end of the table and Appendix C]

NAICS code	Geography, kind of business, and employment size class	Establishments (number)	Paid employees for pay period including March 12 (number)	First-quarter payroll (\$1,000)	Annual payroll (\$1,000)
	NEW JERSEY—Con.				
44-45	Retail trade—Con.				
445	Food and beverage stores—Con.				
4452	Specialty food stores—Con.				
44529	Other specialty food stores				
	All establishments	731	2 940	9 745	48 590
	Establishments with 1 to 4 employees	518	650	2 403	18 114
	Establishments with 5 to 9 employees	134	887	2 773	11 950
	Establishments with 10 to 19 employees	64	f	D	D
	Establishments with 20 to 49 employees	14	e	D	D
	Establishments with 50 to 99 employees	1	b	D	D
	Establishments with 100 to 249 employees	—	—	—	—
	Establishments with 250 to 499 employees	—	—	—	—
	Establishments with 500 to 999 employees	—	—	—	—
	Establishments with 1,000 employees or more	—	—	—	—
445291	Baked goods stores				
	All establishments	258	1 173	4 330	20 356
	Establishments with 1 to 4 employees	177	228	837	5 830
	Establishments with 5 to 9 employees	50	e	D	D
	Establishments with 10 to 19 employees	24	e	D	D
	Establishments with 20 to 49 employees	6	202	1 169	5 450
	Establishments with 50 to 99 employees	1	b	D	D
	Establishments with 100 to 249 employees	—	—	—	—
	Establishments with 250 to 499 employees	—	—	—	—
	Establishments with 500 to 999 employees	—	—	—	—
	Establishments with 1,000 employees or more	—	—	—	—
445292	Confectionery and nut stores				
	All establishments	147	618	1 624	8 803
	Establishments with 1 to 4 employees	90	119	420	3 818
	Establishments with 5 to 9 employees	43	e	D	D
	Establishments with 10 to 19 employees	12	c	D	D
	Establishments with 20 to 49 employees	2	b	D	D
	Establishments with 50 to 99 employees	—	—	—	—
	Establishments with 100 to 249 employees	—	—	—	—
	Establishments with 250 to 499 employees	—	—	—	—
	Establishments with 500 to 999 employees	—	—	—	—
	Establishments with 1,000 employees or more	—	—	—	—
445299	All other specialty food stores				
	All establishments	326	1 149	3 791	19 431
	Establishments with 1 to 4 employees	251	303	1 146	8 466
	Establishments with 5 to 9 employees	41	e	D	D
	Establishments with 10 to 19 employees	28	e	D	D
	Establishments with 20 to 49 employees	6	c	D	D
	Establishments with 50 to 99 employees	—	—	—	—
	Establishments with 100 to 249 employees	—	—	—	—
	Establishments with 250 to 499 employees	—	—	—	—
	Establishments with 500 to 999 employees	—	—	—	—
	Establishments with 1,000 employees or more	—	—	—	—
4453	Beer, wine, and liquor stores				
	All establishments	1 735	9 095	38 234	163 417
	Establishments with 1 to 4 employees	1 130	2 221	9 324	43 255
	Establishments with 5 to 9 employees	342	2 240	9 617	39 150
	Establishments with 10 to 19 employees	196	2 584	9 975	42 339
	Establishments with 20 to 49 employees	64	g	D	D
	Establishments with 50 to 99 employees	2	c	D	D
	Establishments with 100 to 249 employees	1	c	D	D
	Establishments with 250 to 499 employees	—	—	—	—
	Establishments with 500 to 999 employees	—	—	—	—
	Establishments with 1,000 employees or more	—	—	—	—
44531	Beer, wine, and liquor stores				
	All establishments	1 735	9 095	38 234	163 417
	Establishments with 1 to 4 employees	1 130	2 221	9 324	43 255
	Establishments with 5 to 9 employees	342	2 240	9 617	39 150
	Establishments with 10 to 19 employees	196	2 584	9 975	42 339
	Establishments with 20 to 49 employees	64	g	D	D
	Establishments with 50 to 99 employees	2	c	D	D
	Establishments with 100 to 249 employees	1	c	D	D
	Establishments with 250 to 499 employees	—	—	—	—
	Establishments with 500 to 999 employees	—	—	—	—
	Establishments with 1,000 employees or more	—	—	—	—
445310	Beer, wine, and liquor stores				
	All establishments	1 735	9 095	38 234	163 417
	Establishments with 1 to 4 employees	1 130	2 221	9 324	43 255
	Establishments with 5 to 9 employees	342	2 240	9 617	39 150
	Establishments with 10 to 19 employees	196	2 584	9 975	42 339
	Establishments with 20 to 49 employees	64	g	D	D
	Establishments with 50 to 99 employees	2	c	D	D
	Establishments with 100 to 249 employees	1	c	D	D
	Establishments with 250 to 499 employees	—	—	—	—
	Establishments with 500 to 999 employees	—	—	—	—
	Establishments with 1,000 employees or more	—	—	—	—

See footnotes at end of table.

Table 2. Establishments, Employees, and Payroll by Industry and Employment Size of Establishments for the State: 2004—Con.

[Excludes most government employees, railroad employees, and self-employed persons. Size class 1 to 4 employees includes establishments having payroll, but no employees, during mid-March pay period. For meaning of abbreviations and symbols, see introductory text. For explanation of terms, see Appendix A. For statement on reliability, see the note at the end of the table and Appendix C]

NAICS code	Geography, kind of business, and employment size class	Establishments (number)	Paid employees for pay period including March 12 (number)	First-quarter payroll (\$1,000)	Annual payroll (\$1,000)
NEW JERSEY—Con.					
44-45	Retail trade—Con.				
446	Health and personal care stores				
	All establishments	2 916	41 532	229 854	937 193
	Establishments with 1 to 4 employees	1 209	2 493	16 220	84 814
	Establishments with 5 to 9 employees	547	3 579	21 677	96 016
	Establishments with 10 to 19 employees	442	6 351	37 800	156 837
	Establishments with 20 to 49 employees	593	18 257	85 714	332 637
	Establishments with 50 to 99 employees	114	7 215	30 949	122 456
	Establishments with 100 to 249 employees	8	g	D	D
	Establishments with 250 to 499 employees	2	f	D	D
	Establishments with 500 to 999 employees	—	—	—	—
	Establishments with 1,000 employees or more	1	g	D	D
4461	Health and personal care stores				
	All establishments	2 916	41 532	229 854	937 193
	Establishments with 1 to 4 employees	1 209	2 493	16 220	84 814
	Establishments with 5 to 9 employees	547	3 579	21 677	96 016
	Establishments with 10 to 19 employees	442	6 351	37 800	156 837
	Establishments with 20 to 49 employees	593	18 257	85 714	332 637
	Establishments with 50 to 99 employees	114	7 215	30 949	122 456
	Establishments with 100 to 249 employees	8	g	D	D
	Establishments with 250 to 499 employees	2	f	D	D
	Establishments with 500 to 999 employees	—	—	—	—
	Establishments with 1,000 employees or more	1	g	D	D
44611	Pharmacies and drug stores				
	All establishments	1 469	30 745	155 492	636 439
	Establishments with 1 to 4 employees	293	f	D	D
	Establishments with 5 to 9 employees	212	1 410	9 683	45 077
	Establishments with 10 to 19 employees	335	4 900	30 488	126 750
	Establishments with 20 to 49 employees	519	16 137	75 695	294 040
	Establishments with 50 to 99 employees	104	6 553	27 829	110 805
	Establishments with 100 to 249 employees	5	f	D	D
	Establishments with 250 to 499 employees	1	e	D	D
	Establishments with 500 to 999 employees	—	—	—	—
	Establishments with 1,000 employees or more	—	—	—	—
446110	Pharmacies and drug stores				
	All establishments	1 469	30 745	155 492	636 439
	Establishments with 1 to 4 employees	293	f	D	D
	Establishments with 5 to 9 employees	212	1 410	9 683	45 077
	Establishments with 10 to 19 employees	335	4 900	30 488	126 750
	Establishments with 20 to 49 employees	519	16 137	75 695	294 040
	Establishments with 50 to 99 employees	104	6 553	27 829	110 805
	Establishments with 100 to 249 employees	5	f	D	D
	Establishments with 250 to 499 employees	1	e	D	D
	Establishments with 500 to 999 employees	—	—	—	—
	Establishments with 1,000 employees or more	—	—	—	—
44612	Cosmetics, beauty supplies, and perfume stores				
	All establishments	383	4 969	36 723	137 407
	Establishments with 1 to 4 employees	233	e	D	D
	Establishments with 5 to 9 employees	66	435	1 521	6 460
	Establishments with 10 to 19 employees	41	584	1 936	7 359
	Establishments with 20 to 49 employees	36	1 121	3 377	11 083
	Establishments with 50 to 99 employees	5	e	D	D
	Establishments with 100 to 249 employees	—	—	—	—
	Establishments with 250 to 499 employees	1	e	D	D
	Establishments with 500 to 999 employees	—	—	—	—
	Establishments with 1,000 employees or more	1	g	D	D
446120	Cosmetics, beauty supplies, and perfume stores				
	All establishments	383	4 969	36 723	137 407
	Establishments with 1 to 4 employees	233	e	D	D
	Establishments with 5 to 9 employees	66	435	1 521	6 460
	Establishments with 10 to 19 employees	41	584	1 936	7 359
	Establishments with 20 to 49 employees	36	1 121	3 377	11 083
	Establishments with 50 to 99 employees	5	e	D	D
	Establishments with 100 to 249 employees	—	—	—	—
	Establishments with 250 to 499 employees	1	e	D	D
	Establishments with 500 to 999 employees	—	—	—	—
	Establishments with 1,000 employees or more	1	g	D	D
44613	Optical goods stores				
	All establishments	487	2 810	18 273	74 545
	Establishments with 1 to 4 employees	297	650	4 954	20 866
	Establishments with 5 to 9 employees	136	878	5 639	23 287
	Establishments with 10 to 19 employees	31	430	2 708	10 893
	Establishments with 20 to 49 employees	21	f	D	D
	Establishments with 50 to 99 employees	1	b	D	D
	Establishments with 100 to 249 employees	1	c	D	D
	Establishments with 250 to 499 employees	—	—	—	—
	Establishments with 500 to 999 employees	—	—	—	—
	Establishments with 1,000 employees or more	—	—	—	—

See footnotes at end of table.

Table 2. Establishments, Employees, and Payroll by Industry and Employment Size of Establishments for the State: 2004—Con.

[Excludes most government employees, railroad employees, and self-employed persons. Size class 1 to 4 employees includes establishments having payroll, but no employees, during mid-March pay period. For meaning of abbreviations and symbols, see introductory text. For explanation of terms, see Appendix A. For statement on reliability, see the note at the end of the table and Appendix C]

NAICS code	Geography, kind of business, and employment size class	Establishments (number)	Paid employees for pay period including March 12 (number)	First-quarter payroll (\$1,000)	Annual payroll (\$1,000)
	NEW JERSEY—Con.				
44-45	Retail trade—Con.				
446	Health and personal care stores—Con.				
4461	Health and personal care stores—Con.				
44613	Optical goods stores—Con.				
446130	Optical goods stores				
	All establishments	487	2 810	18 273	74 545
	Establishments with 1 to 4 employees	297	650	4 954	20 866
	Establishments with 5 to 9 employees	136	878	5 639	23 287
	Establishments with 10 to 19 employees	31	430	2 708	10 893
	Establishments with 20 to 49 employees	21	f	D	D
	Establishments with 50 to 99 employees	1	b	D	D
	Establishments with 100 to 249 employees	1	c	D	D
	Establishments with 250 to 499 employees	—	—	—	—
	Establishments with 500 to 999 employees	—	—	—	—
	Establishments with 1,000 employees or more	—	—	—	—
44619	Other health and personal care stores				
	All establishments	577	3 008	19 366	88 802
	Establishments with 1 to 4 employees	386	778	4 725	21 608
	Establishments with 5 to 9 employees	133	856	4 834	21 192
	Establishments with 10 to 19 employees	35	437	2 668	11 835
	Establishments with 20 to 49 employees	17	e	D	D
	Establishments with 50 to 99 employees	4	e	D	D
	Establishments with 100 to 249 employees	2	c	D	D
	Establishments with 250 to 499 employees	—	—	—	—
	Establishments with 500 to 999 employees	—	—	—	—
	Establishments with 1,000 employees or more	—	—	—	—
446191	Food (health) supplement stores				
	All establishments	331	1 711	8 079	37 382
	Establishments with 1 to 4 employees	217	470	2 149	8 758
	Establishments with 5 to 9 employees	84	540	2 344	9 696
	Establishments with 10 to 19 employees	21	e	D	D
	Establishments with 20 to 49 employees	5	c	D	D
	Establishments with 50 to 99 employees	2	c	D	D
	Establishments with 100 to 249 employees	2	c	D	D
	Establishments with 250 to 499 employees	—	—	—	—
	Establishments with 500 to 999 employees	—	—	—	—
	Establishments with 1,000 employees or more	—	—	—	—
446199	All other health and personal care stores				
	All establishments	246	1 297	11 287	51 420
	Establishments with 1 to 4 employees	169	308	2 576	12 850
	Establishments with 5 to 9 employees	49	316	2 490	11 496
	Establishments with 10 to 19 employees	14	c	D	D
	Establishments with 20 to 49 employees	12	e	D	D
	Establishments with 50 to 99 employees	2	c	D	D
	Establishments with 100 to 249 employees	—	—	—	—
	Establishments with 250 to 499 employees	—	—	—	—
	Establishments with 500 to 999 employees	—	—	—	—
	Establishments with 1,000 employees or more	—	—	—	—
447	Gasoline stations				
	All establishments	2 694	16 345	70 442	292 949
	Establishments with 1 to 4 employees	1 631	3 541	15 661	68 843
	Establishments with 5 to 9 employees	624	4 016	18 414	74 719
	Establishments with 10 to 19 employees	305	4 071	17 057	69 222
	Establishments with 20 to 49 employees	119	h	D	D
	Establishments with 50 to 99 employees	12	740	3 008	13 178
	Establishments with 100 to 249 employees	3	e	D	D
	Establishments with 250 to 499 employees	—	—	—	—
	Establishments with 500 to 999 employees	—	—	—	—
	Establishments with 1,000 employees or more	—	—	—	—
4471	Gasoline stations				
	All establishments	2 694	16 345	70 442	292 949
	Establishments with 1 to 4 employees	1 631	3 541	15 661	68 843
	Establishments with 5 to 9 employees	624	4 016	18 414	74 719
	Establishments with 10 to 19 employees	305	4 071	17 057	69 222
	Establishments with 20 to 49 employees	119	h	D	D
	Establishments with 50 to 99 employees	12	740	3 008	13 178
	Establishments with 100 to 249 employees	3	e	D	D
	Establishments with 250 to 499 employees	—	—	—	—
	Establishments with 500 to 999 employees	—	—	—	—
	Establishments with 1,000 employees or more	—	—	—	—
44711	Gasoline stations with convenience stores				
	All establishments	713	7 006	26 874	110 341
	Establishments with 1 to 4 employees	300	614	2 652	11 539
	Establishments with 5 to 9 employees	165	1 072	4 465	18 316
	Establishments with 10 to 19 employees	154	2 132	7 740	29 794
	Establishments with 20 to 49 employees	86	2 698	10 207	43 031
	Establishments with 50 to 99 employees	7	e	D	D
	Establishments with 100 to 249 employees	1	c	D	D
	Establishments with 250 to 499 employees	—	—	—	—
	Establishments with 500 to 999 employees	—	—	—	—
	Establishments with 1,000 employees or more	—	—	—	—

See footnotes at end of table.

Table 2. Establishments, Employees, and Payroll by Industry and Employment Size of Establishments for the State: 2004—Con.

[Excludes most government employees, railroad employees, and self-employed persons. Size class 1 to 4 employees includes establishments having payroll, but no employees, during mid-March pay period. For meaning of abbreviations and symbols, see introductory text. For explanation of terms, see Appendix A. For statement on reliability, see the note at the end of the table and Appendix C]

NAICS code	Geography, kind of business, and employment size class	Establishments (number)	Paid employees for pay period including March 12 (number)	First-quarter payroll (\$1,000)	Annual payroll (\$1,000)
	NEW JERSEY—Con.				
44-45	Retail trade—Con.				
447	Gasoline stations—Con.				
4471	Gasoline stations—Con.				
44711	Gasoline stations with convenience stores—Con.				
447110	Gasoline stations with convenience stores				
	All establishments	713	7 006	26 874	110 341
	Establishments with 1 to 4 employees	300	614	2 652	11 539
	Establishments with 5 to 9 employees	165	1 072	4 465	18 316
	Establishments with 10 to 19 employees	154	2 132	7 740	29 794
	Establishments with 20 to 49 employees	86	2 698	10 207	43 031
	Establishments with 50 to 99 employees	7	e	D	D
	Establishments with 100 to 249 employees	1	c	D	D
	Establishments with 250 to 499 employees	—	—	—	—
	Establishments with 500 to 999 employees	—	—	—	—
	Establishments with 1,000 employees or more	—	—	—	—
44719	Other gasoline stations				
	All establishments	1 981	9 339	43 568	182 608
	Establishments with 1 to 4 employees	1 331	2 927	13 009	57 304
	Establishments with 5 to 9 employees	459	2 944	13 949	56 403
	Establishments with 10 to 19 employees	151	1 939	9 317	39 428
	Establishments with 20 to 49 employees	33	f	D	D
	Establishments with 50 to 99 employees	5	e	D	D
	Establishments with 100 to 249 employees	2	e	D	D
	Establishments with 250 to 499 employees	—	—	—	—
	Establishments with 500 to 999 employees	—	—	—	—
	Establishments with 1,000 employees or more	—	—	—	—
447190	Other gasoline stations				
	All establishments	1 981	9 339	43 568	182 608
	Establishments with 1 to 4 employees	1 331	2 927	13 009	57 304
	Establishments with 5 to 9 employees	459	2 944	13 949	56 403
	Establishments with 10 to 19 employees	151	1 939	9 317	39 428
	Establishments with 20 to 49 employees	33	f	D	D
	Establishments with 50 to 99 employees	5	e	D	D
	Establishments with 100 to 249 employees	2	e	D	D
	Establishments with 250 to 499 employees	—	—	—	—
	Establishments with 500 to 999 employees	—	—	—	—
	Establishments with 1,000 employees or more	—	—	—	—
448	Clothing and clothing accessories stores				
	All establishments	5 608	63 387	232 957	963 956
	Establishments with 1 to 4 employees	2 482	4 940	24 982	114 609
	Establishments with 5 to 9 employees	1 417	9 421	42 859	178 461
	Establishments with 10 to 19 employees	930	12 531	48 884	205 041
	Establishments with 20 to 49 employees	529	16 330	47 862	197 743
	Establishments with 50 to 99 employees	217	13 968	40 338	163 848
	Establishments with 100 to 249 employees	26	3 368	13 558	52 795
	Establishments with 250 to 499 employees	6	g	D	D
	Establishments with 500 to 999 employees	1	f	D	D
	Establishments with 1,000 employees or more	—	—	—	—
4481	Clothing stores				
	All establishments	3 484	50 610	172 429	707 269
	Establishments with 1 to 4 employees	1 382	2 559	12 918	60 626
	Establishments with 5 to 9 employees	744	4 969	20 921	86 705
	Establishments with 10 to 19 employees	652	9 003	33 198	141 090
	Establishments with 20 to 49 employees	464	14 540	40 705	166 386
	Establishments with 50 to 99 employees	210	j	D	D
	Establishments with 100 to 249 employees	25	h	D	D
	Establishments with 250 to 499 employees	6	g	D	D
	Establishments with 500 to 999 employees	1	f	D	D
	Establishments with 1,000 employees or more	—	—	—	—
44811	Men's clothing stores				
	All establishments	407	2 835	14 059	59 881
	Establishments with 1 to 4 employees	214	455	2 225	9 831
	Establishments with 5 to 9 employees	99	644	3 565	14 448
	Establishments with 10 to 19 employees	57	774	4 351	17 985
	Establishments with 20 to 49 employees	36	f	D	D
	Establishments with 50 to 99 employees	1	b	D	D
	Establishments with 100 to 249 employees	—	—	—	—
	Establishments with 250 to 499 employees	—	—	—	—
	Establishments with 500 to 999 employees	—	—	—	—
	Establishments with 1,000 employees or more	—	—	—	—
448110	Men's clothing stores				
	All establishments	407	2 835	14 059	59 881
	Establishments with 1 to 4 employees	214	455	2 225	9 831
	Establishments with 5 to 9 employees	99	644	3 565	14 448
	Establishments with 10 to 19 employees	57	774	4 351	17 985
	Establishments with 20 to 49 employees	36	f	D	D
	Establishments with 50 to 99 employees	1	b	D	D
	Establishments with 100 to 249 employees	—	—	—	—
	Establishments with 250 to 499 employees	—	—	—	—
	Establishments with 500 to 999 employees	—	—	—	—
	Establishments with 1,000 employees or more	—	—	—	—

See footnotes at end of table.

Table 2. Establishments, Employees, and Payroll by Industry and Employment Size of Establishments for the State: 2004—Con.

[Excludes most government employees, railroad employees, and self-employed persons. Size class 1 to 4 employees includes establishments having payroll, but no employees, during mid-March pay period. For meaning of abbreviations and symbols, see introductory text. For explanation of terms, see Appendix A. For statement on reliability, see the note at the end of the table and Appendix C]

NAICS code	Geography, kind of business, and employment size class	Establishments (number)	Paid employees for pay period including March 12 (number)	First-quarter payroll (\$1,000)	Annual payroll (\$1,000)
	NEW JERSEY—Con.				
44-45	Retail trade—Con.				
448	Clothing and clothing accessories stores—Con.				
4481	Clothing stores—Con.				
44812	Women's clothing stores				
	All establishments	1 379	17 630	49 085	210 860
	Establishments with 1 to 4 employees	486	932	4 701	22 863
	Establishments with 5 to 9 employees	325	2 232	8 682	36 422
	Establishments with 10 to 19 employees	324	4 399	14 495	61 629
	Establishments with 20 to 49 employees	190	5 992	11 215	47 730
	Establishments with 50 to 99 employees	48	3 095	5 389	22 734
	Establishments with 100 to 249 employees	5	f	D	D
	Establishments with 250 to 499 employees	1	e	D	D
	Establishments with 500 to 999 employees	—	—	—	—
	Establishments with 1,000 employees or more	—	—	—	—
448120	Women's clothing stores				
	All establishments	1 379	17 630	49 085	210 860
	Establishments with 1 to 4 employees	486	932	4 701	22 863
	Establishments with 5 to 9 employees	325	2 232	8 682	36 422
	Establishments with 10 to 19 employees	324	4 399	14 495	61 629
	Establishments with 20 to 49 employees	190	5 992	11 215	47 730
	Establishments with 50 to 99 employees	48	3 095	5 389	22 734
	Establishments with 100 to 249 employees	5	f	D	D
	Establishments with 250 to 499 employees	1	e	D	D
	Establishments with 500 to 999 employees	—	—	—	—
	Establishments with 1,000 employees or more	—	—	—	—
44813	Children's and infants' clothing stores				
	All establishments	333	4 629	15 058	62 836
	Establishments with 1 to 4 employees	115	185	1 006	3 664
	Establishments with 5 to 9 employees	54	379	1 491	6 185
	Establishments with 10 to 19 employees	92	1 334	3 821	16 263
	Establishments with 20 to 49 employees	56	1 581	4 364	18 262
	Establishments with 50 to 99 employees	15	f	D	D
	Establishments with 100 to 249 employees	1	c	D	D
	Establishments with 250 to 499 employees	—	—	—	—
	Establishments with 500 to 999 employees	—	—	—	—
	Establishments with 1,000 employees or more	—	—	—	—
448130	Children's and infants' clothing stores				
	All establishments	333	4 629	15 058	62 836
	Establishments with 1 to 4 employees	115	185	1 006	3 664
	Establishments with 5 to 9 employees	54	379	1 491	6 185
	Establishments with 10 to 19 employees	92	1 334	3 821	16 263
	Establishments with 20 to 49 employees	56	1 581	4 364	18 262
	Establishments with 50 to 99 employees	15	f	D	D
	Establishments with 100 to 249 employees	1	c	D	D
	Establishments with 250 to 499 employees	—	—	—	—
	Establishments with 500 to 999 employees	—	—	—	—
	Establishments with 1,000 employees or more	—	—	—	—
44814	Family clothing stores				
	All establishments	711	20 726	69 436	284 640
	Establishments with 1 to 4 employees	193	351	1 663	9 274
	Establishments with 5 to 9 employees	93	614	2 635	11 913
	Establishments with 10 to 19 employees	128	1 830	6 610	27 277
	Establishments with 20 to 49 employees	143	4 874	15 634	64 419
	Establishments with 50 to 99 employees	132	8 482	24 336	104 457
	Establishments with 100 to 249 employees	16	g	D	D
	Establishments with 250 to 499 employees	5	g	D	D
	Establishments with 500 to 999 employees	1	f	D	D
	Establishments with 1,000 employees or more	—	—	—	—
448140	Family clothing stores				
	All establishments	711	20 726	69 436	284 640
	Establishments with 1 to 4 employees	193	351	1 663	9 274
	Establishments with 5 to 9 employees	93	614	2 635	11 913
	Establishments with 10 to 19 employees	128	1 830	6 610	27 277
	Establishments with 20 to 49 employees	143	4 874	15 634	64 419
	Establishments with 50 to 99 employees	132	8 482	24 336	104 457
	Establishments with 100 to 249 employees	16	g	D	D
	Establishments with 250 to 499 employees	5	g	D	D
	Establishments with 500 to 999 employees	1	f	D	D
	Establishments with 1,000 employees or more	—	—	—	—
44815	Clothing accessories stores				
	All establishments	219	930	5 064	23 210
	Establishments with 1 to 4 employees	131	226	1 038	4 752
	Establishments with 5 to 9 employees	68	419	1 490	6 122
	Establishments with 10 to 19 employees	19	e	D	D
	Establishments with 20 to 49 employees	1	b	D	D
	Establishments with 50 to 99 employees	—	—	—	—
	Establishments with 100 to 249 employees	—	—	—	—
	Establishments with 250 to 499 employees	—	—	—	—
	Establishments with 500 to 999 employees	—	—	—	—
	Establishments with 1,000 employees or more	—	—	—	—

See footnotes at end of table.

Table 2. Establishments, Employees, and Payroll by Industry and Employment Size of Establishments for the State: 2004—Con.

[Excludes most government employees, railroad employees, and self-employed persons. Size class 1 to 4 employees includes establishments having payroll, but no employees, during mid-March pay period. For meaning of abbreviations and symbols, see introductory text. For explanation of terms, see Appendix A. For statement on reliability, see the note at the end of the table and Appendix C]

NAICS code	Geography, kind of business, and employment size class	Establishments (number)	Paid employees for pay period including March 12 (number)	First-quarter payroll (\$1,000)	Annual payroll (\$1,000)
	NEW JERSEY—Con.				
44-45	Retail trade—Con.				
448	Clothing and clothing accessories stores—Con.				
4481	Clothing stores—Con.				
44815	Clothing accessories stores—Con.				
448150	Clothing accessories stores				
	All establishments	219	930	5 064	23 210
	Establishments with 1 to 4 employees	131	226	1 038	4 752
	Establishments with 5 to 9 employees	68	419	1 490	6 122
	Establishments with 10 to 19 employees	19	e	D	D
	Establishments with 20 to 49 employees	1	b	D	D
	Establishments with 50 to 99 employees	—	—	—	—
	Establishments with 100 to 249 employees	—	—	—	—
	Establishments with 250 to 499 employees	—	—	—	—
	Establishments with 500 to 999 employees	—	—	—	—
	Establishments with 1,000 employees or more	—	—	—	—
44819	Other clothing stores				
	All establishments	435	3 860	19 727	65 842
	Establishments with 1 to 4 employees	243	410	2 285	10 242
	Establishments with 5 to 9 employees	105	681	3 058	11 615
	Establishments with 10 to 19 employees	32	e	D	D
	Establishments with 20 to 49 employees	38	1 171	5 488	17 659
	Establishments with 50 to 99 employees	14	f	D	D
	Establishments with 100 to 249 employees	3	e	D	D
	Establishments with 250 to 499 employees	—	—	—	—
	Establishments with 500 to 999 employees	—	—	—	—
	Establishments with 1,000 employees or more	—	—	—	—
448190	Other clothing stores				
	All establishments	435	3 860	19 727	65 842
	Establishments with 1 to 4 employees	243	410	2 285	10 242
	Establishments with 5 to 9 employees	105	681	3 058	11 615
	Establishments with 10 to 19 employees	32	e	D	D
	Establishments with 20 to 49 employees	38	1 171	5 488	17 659
	Establishments with 50 to 99 employees	14	f	D	D
	Establishments with 100 to 249 employees	3	e	D	D
	Establishments with 250 to 499 employees	—	—	—	—
	Establishments with 500 to 999 employees	—	—	—	—
	Establishments with 1,000 employees or more	—	—	—	—
4482	Shoe stores				
	All establishments	1 017	7 466	26 927	116 714
	Establishments with 1 to 4 employees	391	982	4 959	22 713
	Establishments with 5 to 9 employees	391	2 593	10 247	43 756
	Establishments with 10 to 19 employees	182	2 313	7 418	31 295
	Establishments with 20 to 49 employees	50	g	D	D
	Establishments with 50 to 99 employees	2	c	D	D
	Establishments with 100 to 249 employees	1	c	D	D
	Establishments with 250 to 499 employees	—	—	—	—
	Establishments with 500 to 999 employees	—	—	—	—
	Establishments with 1,000 employees or more	—	—	—	—
44821	Shoe stores				
	All establishments	1 017	7 466	26 927	116 714
	Establishments with 1 to 4 employees	391	982	4 959	22 713
	Establishments with 5 to 9 employees	391	2 593	10 247	43 756
	Establishments with 10 to 19 employees	182	2 313	7 418	31 295
	Establishments with 20 to 49 employees	50	g	D	D
	Establishments with 50 to 99 employees	2	c	D	D
	Establishments with 100 to 249 employees	1	c	D	D
	Establishments with 250 to 499 employees	—	—	—	—
	Establishments with 500 to 999 employees	—	—	—	—
	Establishments with 1,000 employees or more	—	—	—	—
448210	Shoe stores				
	All establishments	1 017	7 466	26 927	116 714
	Establishments with 1 to 4 employees	391	982	4 959	22 713
	Establishments with 5 to 9 employees	391	2 593	10 247	43 756
	Establishments with 10 to 19 employees	182	2 313	7 418	31 295
	Establishments with 20 to 49 employees	50	g	D	D
	Establishments with 50 to 99 employees	2	c	D	D
	Establishments with 100 to 249 employees	1	c	D	D
	Establishments with 250 to 499 employees	—	—	—	—
	Establishments with 500 to 999 employees	—	—	—	—
	Establishments with 1,000 employees or more	—	—	—	—
4483	Jewelry, luggage, and leather goods stores				
	All establishments	1 107	5 311	33 601	139 973
	Establishments with 1 to 4 employees	709	1 399	7 105	31 270
	Establishments with 5 to 9 employees	282	1 859	11 691	48 000
	Establishments with 10 to 19 employees	96	1 215	8 268	32 656
	Establishments with 20 to 49 employees	15	e	D	D
	Establishments with 50 to 99 employees	5	e	D	D
	Establishments with 100 to 249 employees	—	—	—	—
	Establishments with 250 to 499 employees	—	—	—	—
	Establishments with 500 to 999 employees	—	—	—	—
	Establishments with 1,000 employees or more	—	—	—	—

See footnotes at end of table.

Table 2. Establishments, Employees, and Payroll by Industry and Employment Size of Establishments for the State: 2004—Con.

[Excludes most government employees, railroad employees, and self-employed persons. Size class 1 to 4 employees includes establishments having payroll, but no employees, during mid-March pay period. For meaning of abbreviations and symbols, see introductory text. For explanation of terms, see Appendix A. For statement on reliability, see the note at the end of the table and Appendix C]

NAICS code	Geography, kind of business, and employment size class	Establishments (number)	Paid employees for pay period including March 12 (number)	First-quarter payroll (\$1,000)	Annual payroll (\$1,000)
	NEW JERSEY—Con.				
44-45	Retail trade—Con.				
448	Clothing and clothing accessories stores—Con.				
4483	Jewelry, luggage, and leather goods stores—Con.				
44831	Jewelry stores				
	All establishments	1 055	5 031	31 935	133 498
	Establishments with 1 to 4 employees	679	g	D	D
	Establishments with 5 to 9 employees	265	1 747	11 145	45 743
	Establishments with 10 to 19 employees	92	1 164	7 779	30 792
	Establishments with 20 to 49 employees	14	e	D	D
	Establishments with 50 to 99 employees	5	e	D	D
	Establishments with 100 to 249 employees	—	—	—	—
	Establishments with 250 to 499 employees	—	—	—	—
	Establishments with 500 to 999 employees	—	—	—	—
	Establishments with 1,000 employees or more	—	—	—	—
448310	Jewelry stores				
	All establishments	1 055	5 031	31 935	133 498
	Establishments with 1 to 4 employees	679	g	D	D
	Establishments with 5 to 9 employees	265	1 747	11 145	45 743
	Establishments with 10 to 19 employees	92	1 164	7 779	30 792
	Establishments with 20 to 49 employees	14	e	D	D
	Establishments with 50 to 99 employees	5	e	D	D
	Establishments with 100 to 249 employees	—	—	—	—
	Establishments with 250 to 499 employees	—	—	—	—
	Establishments with 500 to 999 employees	—	—	—	—
	Establishments with 1,000 employees or more	—	—	—	—
44832	Luggage and leather goods stores				
	All establishments	52	280	1 666	6 475
	Establishments with 1 to 4 employees	30	b	D	D
	Establishments with 5 to 9 employees	17	112	546	2 257
	Establishments with 10 to 19 employees	4	51	489	1 864
	Establishments with 20 to 49 employees	1	b	D	D
	Establishments with 50 to 99 employees	—	—	—	—
	Establishments with 100 to 249 employees	—	—	—	—
	Establishments with 250 to 499 employees	—	—	—	—
	Establishments with 500 to 999 employees	—	—	—	—
	Establishments with 1,000 employees or more	—	—	—	—
448320	Luggage and leather goods stores				
	All establishments	52	280	1 666	6 475
	Establishments with 1 to 4 employees	30	b	D	D
	Establishments with 5 to 9 employees	17	112	546	2 257
	Establishments with 10 to 19 employees	4	51	489	1 864
	Establishments with 20 to 49 employees	1	b	D	D
	Establishments with 50 to 99 employees	—	—	—	—
	Establishments with 100 to 249 employees	—	—	—	—
	Establishments with 250 to 499 employees	—	—	—	—
	Establishments with 500 to 999 employees	—	—	—	—
	Establishments with 1,000 employees or more	—	—	—	—
451	Sporting goods, hobby, book, and music stores				
	All establishments	1 865	20 321	86 765	361 748
	Establishments with 1 to 4 employees	999	1 632	7 387	37 890
	Establishments with 5 to 9 employees	324	g	D	D
	Establishments with 10 to 19 employees	264	3 567	13 021	55 039
	Establishments with 20 to 49 employees	194	6 141	23 354	96 238
	Establishments with 50 to 99 employees	78	4 895	19 325	81 102
	Establishments with 100 to 249 employees	4	e	D	D
	Establishments with 250 to 499 employees	1	e	D	D
	Establishments with 500 to 999 employees	—	—	—	—
	Establishments with 1,000 employees or more	1	g	D	D
4511	Sporting goods, hobby, and musical instrument stores				
	All establishments	1 219	13 934	62 722	268 496
	Establishments with 1 to 4 employees	649	g	D	D
	Establishments with 5 to 9 employees	196	1 293	5 736	23 905
	Establishments with 10 to 19 employees	176	2 360	9 237	39 368
	Establishments with 20 to 49 employees	139	4 335	18 396	75 731
	Establishments with 50 to 99 employees	56	3 495	15 179	65 194
	Establishments with 100 to 249 employees	2	c	D	D
	Establishments with 250 to 499 employees	—	—	—	—
	Establishments with 500 to 999 employees	—	—	—	—
	Establishments with 1,000 employees or more	1	g	D	D
45111	Sporting goods stores				
	All establishments	617	6 481	33 115	138 150
	Establishments with 1 to 4 employees	383	590	2 966	17 173
	Establishments with 5 to 9 employees	88	561	2 579	11 398
	Establishments with 10 to 19 employees	69	913	4 758	20 346
	Establishments with 20 to 49 employees	53	1 662	7 572	28 798
	Establishments with 50 to 99 employees	21	1 343	5 917	22 615
	Establishments with 100 to 249 employees	2	c	D	D
	Establishments with 250 to 499 employees	—	—	—	—
	Establishments with 500 to 999 employees	—	—	—	—
	Establishments with 1,000 employees or more	1	g	D	D

See footnotes at end of table.

Table 2. Establishments, Employees, and Payroll by Industry and Employment Size of Establishments for the State: 2004—Con.

[Excludes most government employees, railroad employees, and self-employed persons. Size class 1 to 4 employees includes establishments having payroll, but no employees, during mid-March pay period. For meaning of abbreviations and symbols, see introductory text. For explanation of terms, see Appendix A. For statement on reliability, see the note at the end of the table and Appendix C]

NAICS code	Geography, kind of business, and employment size class	Establishments (number)	Paid employees for pay period including March 12 (number)	First-quarter payroll (\$1,000)	Annual payroll (\$1,000)
	NEW JERSEY—Con.				
44-45	Retail trade—Con.				
451	Sporting goods, hobby, book, and music stores—Con.				
4511	Sporting goods, hobby, and musical instrument stores—Con.				
45111	Sporting goods stores—Con.				
451110	Sporting goods stores				
	All establishments	617	6 481	33 115	138 150
	Establishments with 1 to 4 employees	383	590	2 966	17 173
	Establishments with 5 to 9 employees	88	561	2 579	11 398
	Establishments with 10 to 19 employees	69	913	4 758	20 346
	Establishments with 20 to 49 employees	53	1 662	7 572	28 798
	Establishments with 50 to 99 employees	21	1 343	5 917	22 615
	Establishments with 100 to 249 employees	2	c	D	D
	Establishments with 250 to 499 employees	—	—	—	—
	Establishments with 500 to 999 employees	—	—	—	—
	Establishments with 1,000 employees or more	1	g	D	D
45112	Hobby, toy, and game stores				
	All establishments	384	5 480	19 353	87 506
	Establishments with 1 to 4 employees	158	c	D	D
	Establishments with 5 to 9 employees	66	465	1 785	6 982
	Establishments with 10 to 19 employees	71	950	2 639	11 402
	Establishments with 20 to 49 employees	57	1 847	5 901	26 569
	Establishments with 50 to 99 employees	32	g	D	D
	Establishments with 100 to 249 employees	—	—	—	—
	Establishments with 250 to 499 employees	—	—	—	—
	Establishments with 500 to 999 employees	—	—	—	—
	Establishments with 1,000 employees or more	—	—	—	—
451120	Hobby, toy, and game stores				
	All establishments	384	5 480	19 353	87 506
	Establishments with 1 to 4 employees	158	c	D	D
	Establishments with 5 to 9 employees	66	465	1 785	6 982
	Establishments with 10 to 19 employees	71	950	2 639	11 402
	Establishments with 20 to 49 employees	57	1 847	5 901	26 569
	Establishments with 50 to 99 employees	32	g	D	D
	Establishments with 100 to 249 employees	—	—	—	—
	Establishments with 250 to 499 employees	—	—	—	—
	Establishments with 500 to 999 employees	—	—	—	—
	Establishments with 1,000 employees or more	—	—	—	—
45113	Sewing, needlework, and piece goods stores				
	All establishments	110	706	2 589	11 152
	Establishments with 1 to 4 employees	59	106	429	2 033
	Establishments with 5 to 9 employees	22	c	D	D
	Establishments with 10 to 19 employees	22	298	1 008	4 173
	Establishments with 20 to 49 employees	7	c	D	D
	Establishments with 50 to 99 employees	—	—	—	—
	Establishments with 100 to 249 employees	—	—	—	—
	Establishments with 250 to 499 employees	—	—	—	—
	Establishments with 500 to 999 employees	—	—	—	—
	Establishments with 1,000 employees or more	—	—	—	—
451130	Sewing, needlework, and piece goods stores				
	All establishments	110	706	2 589	11 152
	Establishments with 1 to 4 employees	59	106	429	2 033
	Establishments with 5 to 9 employees	22	c	D	D
	Establishments with 10 to 19 employees	22	298	1 008	4 173
	Establishments with 20 to 49 employees	7	c	D	D
	Establishments with 50 to 99 employees	—	—	—	—
	Establishments with 100 to 249 employees	—	—	—	—
	Establishments with 250 to 499 employees	—	—	—	—
	Establishments with 500 to 999 employees	—	—	—	—
	Establishments with 1,000 employees or more	—	—	—	—
45114	Musical instrument and supplies stores				
	All establishments	108	1 267	7 665	31 688
	Establishments with 1 to 4 employees	49	c	D	D
	Establishments with 5 to 9 employees	20	c	D	D
	Establishments with 10 to 19 employees	14	199	832	3 447
	Establishments with 20 to 49 employees	22	f	D	D
	Establishments with 50 to 99 employees	3	c	D	D
	Establishments with 100 to 249 employees	—	—	—	—
	Establishments with 250 to 499 employees	—	—	—	—
	Establishments with 500 to 999 employees	—	—	—	—
	Establishments with 1,000 employees or more	—	—	—	—
451140	Musical instrument and supplies stores				
	All establishments	108	1 267	7 665	31 688
	Establishments with 1 to 4 employees	49	c	D	D
	Establishments with 5 to 9 employees	20	c	D	D
	Establishments with 10 to 19 employees	14	199	832	3 447
	Establishments with 20 to 49 employees	22	f	D	D
	Establishments with 50 to 99 employees	3	c	D	D
	Establishments with 100 to 249 employees	—	—	—	—
	Establishments with 250 to 499 employees	—	—	—	—
	Establishments with 500 to 999 employees	—	—	—	—
	Establishments with 1,000 employees or more	—	—	—	—

See footnotes at end of table.

Table 2. Establishments, Employees, and Payroll by Industry and Employment Size of Establishments for the State: 2004—Con.

[Excludes most government employees, railroad employees, and self-employed persons. Size class 1 to 4 employees includes establishments having payroll, but no employees, during mid-March pay period. For meaning of abbreviations and symbols, see introductory text. For explanation of terms, see Appendix A. For statement on reliability, see the note at the end of the table and Appendix C]

NAICS code	Geography, kind of business, and employment size class	Establishments (number)	Paid employees for pay period including March 12 (number)	First-quarter payroll (\$1,000)	Annual payroll (\$1,000)
	NEW JERSEY—Con.				
44-45	Retail trade—Con.				
451	Sporting goods, hobby, book, and music stores—Con.				
4511	Sporting goods, hobby, and musical instrument stores—Con.				
45114	Musical instrument and supplies stores—Con.				
451140	Musical instrument and supplies stores—Con.				
	All establishments—Con.				
	Establishments with 1,000 employees or more	—	—	—	—
4512	Book, periodical, and music stores				
	All establishments	646	6 387	24 043	93 252
	Establishments with 1 to 4 employees	350	f	D	D
	Establishments with 5 to 9 employees	128	f	D	D
	Establishments with 10 to 19 employees	88	1 207	3 784	15 671
	Establishments with 20 to 49 employees	55	1 806	4 958	20 507
	Establishments with 50 to 99 employees	22	1 400	4 146	15 908
	Establishments with 100 to 249 employees	2	c	D	D
	Establishments with 250 to 499 employees	1	e	D	D
	Establishments with 500 to 999 employees	—	—	—	—
	Establishments with 1,000 employees or more	—	—	—	—
45121	Book stores and news dealers				
	All establishments	425	4 501	19 356	74 109
	Establishments with 1 to 4 employees	235	410	1 735	7 914
	Establishments with 5 to 9 employees	81	542	2 031	8 433
	Establishments with 10 to 19 employees	55	724	2 471	10 293
	Establishments with 20 to 49 employees	33	1 132	3 778	15 863
	Establishments with 50 to 99 employees	18	g	D	D
	Establishments with 100 to 249 employees	2	c	D	D
	Establishments with 250 to 499 employees	1	e	D	D
	Establishments with 500 to 999 employees	—	—	—	—
	Establishments with 1,000 employees or more	—	—	—	—
451211	Book stores				
	All establishments	271	3 670	12 427	50 852
	Establishments with 1 to 4 employees	111	184	822	3 930
	Establishments with 5 to 9 employees	57	393	1 415	5 841
	Establishments with 10 to 19 employees	52	683	2 361	9 755
	Establishments with 20 to 49 employees	32	g	D	D
	Establishments with 50 to 99 employees	17	g	D	D
	Establishments with 100 to 249 employees	2	c	D	D
	Establishments with 250 to 499 employees	—	—	—	—
	Establishments with 500 to 999 employees	—	—	—	—
	Establishments with 1,000 employees or more	—	—	—	—
451212	News dealers and newsstands				
	All establishments	154	831	6 929	23 257
	Establishments with 1 to 4 employees	124	226	913	3 984
	Establishments with 5 to 9 employees	24	149	616	2 592
	Establishments with 10 to 19 employees	3	41	110	538
	Establishments with 20 to 49 employees	1	b	D	D
	Establishments with 50 to 99 employees	1	b	D	D
	Establishments with 100 to 249 employees	—	—	—	—
	Establishments with 250 to 499 employees	1	e	D	D
	Establishments with 500 to 999 employees	—	—	—	—
	Establishments with 1,000 employees or more	—	—	—	—
45122	Prerecorded tape, compact disc, and record stores				
	All establishments	221	1 886	4 687	19 143
	Establishments with 1 to 4 employees	115	c	D	D
	Establishments with 5 to 9 employees	47	e	D	D
	Establishments with 10 to 19 employees	33	483	1 313	5 378
	Establishments with 20 to 49 employees	22	674	1 180	4 644
	Establishments with 50 to 99 employees	4	c	D	D
	Establishments with 100 to 249 employees	—	—	—	—
	Establishments with 250 to 499 employees	—	—	—	—
	Establishments with 500 to 999 employees	—	—	—	—
	Establishments with 1,000 employees or more	—	—	—	—
451220	Prerecorded tape, compact disc, and record stores				
	All establishments	221	1 886	4 687	19 143
	Establishments with 1 to 4 employees	115	c	D	D
	Establishments with 5 to 9 employees	47	e	D	D
	Establishments with 10 to 19 employees	33	483	1 313	5 378
	Establishments with 20 to 49 employees	22	674	1 180	4 644
	Establishments with 50 to 99 employees	4	c	D	D
	Establishments with 100 to 249 employees	—	—	—	—
	Establishments with 250 to 499 employees	—	—	—	—
	Establishments with 500 to 999 employees	—	—	—	—
	Establishments with 1,000 employees or more	—	—	—	—

See footnotes at end of table.

Table 2. Establishments, Employees, and Payroll by Industry and Employment Size of Establishments for the State: 2004—Con.

[Excludes most government employees, railroad employees, and self-employed persons. Size class 1 to 4 employees includes establishments having payroll, but no employees, during mid-March pay period. For meaning of abbreviations and symbols, see introductory text. For explanation of terms, see Appendix A. For statement on reliability, see the note at the end of the table and Appendix C]

NAICS code	Geography, kind of business, and employment size class	Establishments (number)	Paid employees for pay period including March 12 (number)	First-quarter payroll (\$1,000)	Annual payroll (\$1,000)
	NEW JERSEY—Con.				
44-45	Retail trade—Con.				
452	General merchandise stores				
	All establishments	1 053	56 905	242 406	1 056 808
	Establishments with 1 to 4 employees	400	621	2 386	24 273
	Establishments with 5 to 9 employees	200	g	D	D
	Establishments with 10 to 19 employees	123	1 560	5 130	21 386
	Establishments with 20 to 49 employees	62	g	D	D
	Establishments with 50 to 99 employees	52	4 151	16 433	72 910
	Establishments with 100 to 249 employees	149	25 822	115 000	506 434
	Establishments with 250 to 499 employees	63	j	D	D
	Establishments with 500 to 999 employees	4	h	D	D
	Establishments with 1,000 employees or more	—	—	—	—
4521	Department stores				
	All establishments	261	45 469	189 536	819 738
	Establishments with 1 to 4 employees	29	b	D	D
	Establishments with 5 to 9 employees	1	a	D	D
	Establishments with 10 to 19 employees	4	51	195	824
	Establishments with 20 to 49 employees	3	b	D	D
	Establishments with 50 to 99 employees	40	h	D	D
	Establishments with 100 to 249 employees	117	20 304	83 245	360 421
	Establishments with 250 to 499 employees	63	j	D	D
	Establishments with 500 to 999 employees	4	h	D	D
	Establishments with 1,000 employees or more	—	—	—	—
45211	Department stores				
	All establishments	261	45 469	189 536	819 738
	Establishments with 1 to 4 employees	29	b	D	D
	Establishments with 5 to 9 employees	1	a	D	D
	Establishments with 10 to 19 employees	4	51	195	824
	Establishments with 20 to 49 employees	3	b	D	D
	Establishments with 50 to 99 employees	40	h	D	D
	Establishments with 100 to 249 employees	117	20 304	83 245	360 421
	Establishments with 250 to 499 employees	63	j	D	D
	Establishments with 500 to 999 employees	4	h	D	D
	Establishments with 1,000 employees or more	—	—	—	—
452111	Department stores (except discount department stores)				
	All establishments	93	21 261	95 086	405 731
	Establishments with 1 to 4 employees	5	7	20	420
	Establishments with 5 to 9 employees	—	—	—	—
	Establishments with 10 to 19 employees	1	a	D	D
	Establishments with 20 to 49 employees	1	b	D	D
	Establishments with 50 to 99 employees	5	e	D	D
	Establishments with 100 to 249 employees	52	10 150	44 561	192 460
	Establishments with 250 to 499 employees	25	i	D	D
	Establishments with 500 to 999 employees	4	h	D	D
	Establishments with 1,000 employees or more	—	—	—	—
452112	Discount department stores				
	All establishments	168	24 208	94 450	414 007
	Establishments with 1 to 4 employees	24	b	D	D
	Establishments with 5 to 9 employees	1	a	D	D
	Establishments with 10 to 19 employees	3	b	D	D
	Establishments with 20 to 49 employees	2	b	D	D
	Establishments with 50 to 99 employees	35	h	D	D
	Establishments with 100 to 249 employees	65	10 154	38 684	167 961
	Establishments with 250 to 499 employees	38	j	D	D
	Establishments with 500 to 999 employees	—	—	—	—
	Establishments with 1,000 employees or more	—	—	—	—
4529	Other general merchandise stores				
	All establishments	792	11 436	52 870	237 070
	Establishments with 1 to 4 employees	371	f	D	D
	Establishments with 5 to 9 employees	199	g	D	D
	Establishments with 10 to 19 employees	119	1 509	4 935	20 562
	Establishments with 20 to 49 employees	59	1 611	5 270	20 680
	Establishments with 50 to 99 employees	12	f	D	D
	Establishments with 100 to 249 employees	32	5 518	31 755	146 013
	Establishments with 250 to 499 employees	—	—	—	—
	Establishments with 500 to 999 employees	—	—	—	—
	Establishments with 1,000 employees or more	—	—	—	—
45291	Warehouse clubs and supercenters				
	All establishments	36	5 387	31 656	146 287
	Establishments with 1 to 4 employees	1	a	D	D
	Establishments with 5 to 9 employees	1	a	D	D
	Establishments with 10 to 19 employees	—	—	—	—
	Establishments with 20 to 49 employees	—	—	—	—
	Establishments with 50 to 99 employees	6	e	D	D
	Establishments with 100 to 249 employees	28	h	D	D
	Establishments with 250 to 499 employees	—	—	—	—
	Establishments with 500 to 999 employees	—	—	—	—
	Establishments with 1,000 employees or more	—	—	—	—

See footnotes at end of table.

Table 2. Establishments, Employees, and Payroll by Industry and Employment Size of Establishments for the State: 2004—Con.

[Excludes most government employees, railroad employees, and self-employed persons. Size class 1 to 4 employees includes establishments having payroll, but no employees, during mid-March pay period. For meaning of abbreviations and symbols, see introductory text. For explanation of terms, see Appendix A. For statement on reliability, see the note at the end of the table and Appendix C]

NAICS code	Geography, kind of business, and employment size class	Establishments (number)	Paid employees for pay period including March 12 (number)	First-quarter payroll (\$1,000)	Annual payroll (\$1,000)
	NEW JERSEY—Con.				
44-45	Retail trade—Con.				
452	General merchandise stores—Con.				
4529	Other general merchandise stores—Con.				
45291	Warehouse clubs and supercenters—Con.				
452910	Warehouse clubs and supercenters				
	All establishments	36	5 387	31 656	146 287
	Establishments with 1 to 4 employees	1	a	D	D
	Establishments with 5 to 9 employees	1	a	D	D
	Establishments with 10 to 19 employees	—	—	—	—
	Establishments with 20 to 49 employees	—	—	—	—
	Establishments with 50 to 99 employees	6	e	D	D
	Establishments with 100 to 249 employees	28	h	D	D
	Establishments with 250 to 499 employees	—	—	—	—
	Establishments with 500 to 999 employees	—	—	—	—
	Establishments with 1,000 employees or more	—	—	—	—
45299	All other general merchandise stores				
	All establishments	756	6 049	21 214	90 783
	Establishments with 1 to 4 employees	370	f	D	D
	Establishments with 5 to 9 employees	198	g	D	D
	Establishments with 10 to 19 employees	119	1 509	4 935	20 562
	Establishments with 20 to 49 employees	59	1 611	5 270	20 680
	Establishments with 50 to 99 employees	6	e	D	D
	Establishments with 100 to 249 employees	4	f	D	D
	Establishments with 250 to 499 employees	—	—	—	—
	Establishments with 500 to 999 employees	—	—	—	—
	Establishments with 1,000 employees or more	—	—	—	—
452990	All other general merchandise stores				
	All establishments	756	6 049	21 214	90 783
	Establishments with 1 to 4 employees	370	f	D	D
	Establishments with 5 to 9 employees	198	g	D	D
	Establishments with 10 to 19 employees	119	1 509	4 935	20 562
	Establishments with 20 to 49 employees	59	1 611	5 270	20 680
	Establishments with 50 to 99 employees	6	e	D	D
	Establishments with 100 to 249 employees	4	f	D	D
	Establishments with 250 to 499 employees	—	—	—	—
	Establishments with 500 to 999 employees	—	—	—	—
	Establishments with 1,000 employees or more	—	—	—	—
453	Miscellaneous store retailers				
	All establishments	3 442	21 290	87 951	402 702
	Establishments with 1 to 4 employees	2 152	3 693	15 435	79 337
	Establishments with 5 to 9 employees	685	4 464	17 538	75 307
	Establishments with 10 to 19 employees	351	4 614	18 546	86 445
	Establishments with 20 to 49 employees	227	6 782	28 186	124 370
	Establishments with 50 to 99 employees	27	1 737	8 246	37 243
	Establishments with 100 to 249 employees	—	—	—	—
	Establishments with 250 to 499 employees	—	—	—	—
	Establishments with 500 to 999 employees	—	—	—	—
	Establishments with 1,000 employees or more	—	—	—	—
4531	Florists				
	All establishments	747	3 463	13 079	54 926
	Establishments with 1 to 4 employees	484	994	3 677	15 904
	Establishments with 5 to 9 employees	177	1 108	4 132	16 986
	Establishments with 10 to 19 employees	70	f	D	D
	Establishments with 20 to 49 employees	16	e	D	D
	Establishments with 50 to 99 employees	—	—	—	—
	Establishments with 100 to 249 employees	—	—	—	—
	Establishments with 250 to 499 employees	—	—	—	—
	Establishments with 500 to 999 employees	—	—	—	—
	Establishments with 1,000 employees or more	—	—	—	—
45311	Florists				
	All establishments	747	3 463	13 079	54 926
	Establishments with 1 to 4 employees	484	994	3 677	15 904
	Establishments with 5 to 9 employees	177	1 108	4 132	16 986
	Establishments with 10 to 19 employees	70	f	D	D
	Establishments with 20 to 49 employees	16	e	D	D
	Establishments with 50 to 99 employees	—	—	—	—
	Establishments with 100 to 249 employees	—	—	—	—
	Establishments with 250 to 499 employees	—	—	—	—
	Establishments with 500 to 999 employees	—	—	—	—
	Establishments with 1,000 employees or more	—	—	—	—
453110	Florists				
	All establishments	747	3 463	13 079	54 926
	Establishments with 1 to 4 employees	484	994	3 677	15 904
	Establishments with 5 to 9 employees	177	1 108	4 132	16 986
	Establishments with 10 to 19 employees	70	f	D	D
	Establishments with 20 to 49 employees	16	e	D	D
	Establishments with 50 to 99 employees	—	—	—	—
	Establishments with 100 to 249 employees	—	—	—	—
	Establishments with 250 to 499 employees	—	—	—	—
	Establishments with 500 to 999 employees	—	—	—	—
	Establishments with 1,000 employees or more	—	—	—	—

See footnotes at end of table.

Table 2. Establishments, Employees, and Payroll by Industry and Employment Size of Establishments for the State: 2004—Con.

[Excludes most government employees, railroad employees, and self-employed persons. Size class 1 to 4 employees includes establishments having payroll, but no employees, during mid-March pay period. For meaning of abbreviations and symbols, see introductory text. For explanation of terms, see Appendix A. For statement on reliability, see the note at the end of the table and Appendix C]

NAICS code	Geography, kind of business, and employment size class	Establishments (number)	Paid employees for pay period including March 12 (number)	First-quarter payroll (\$1,000)	Annual payroll (\$1,000)
	NEW JERSEY—Con.				
44-45	Retail trade—Con.				
453	Miscellaneous store retailers—Con.				
4532	Office supplies, stationery, and gift stores				
	All establishments	1 344	10 115	40 563	175 025
	Establishments with 1 to 4 employees	729	1 144	4 576	24 217
	Establishments with 5 to 9 employees	305	2 048	6 795	28 816
	Establishments with 10 to 19 employees	158	2 100	7 341	31 895
	Establishments with 20 to 49 employees	141	4 089	17 287	70 022
	Establishments with 50 to 99 employees	11	734	4 564	20 075
	Establishments with 100 to 249 employees	—	—	—	—
	Establishments with 250 to 499 employees	—	—	—	—
	Establishments with 500 to 999 employees	—	—	—	—
	Establishments with 1,000 employees or more	—	—	—	—
45321	Office supplies and stationery stores				
	All establishments	276	3 772	20 879	87 256
	Establishments with 1 to 4 employees	121	203	1 276	6 730
	Establishments with 5 to 9 employees	45	e	D	D
	Establishments with 10 to 19 employees	20	292	2 123	9 653
	Establishments with 20 to 49 employees	86	2 694	12 996	51 239
	Establishments with 50 to 99 employees	4	e	D	D
	Establishments with 100 to 249 employees	—	—	—	—
	Establishments with 250 to 499 employees	—	—	—	—
	Establishments with 500 to 999 employees	—	—	—	—
	Establishments with 1,000 employees or more	—	—	—	—
453210	Office supplies and stationery stores				
	All establishments	276	3 772	20 879	87 256
	Establishments with 1 to 4 employees	121	203	1 276	6 730
	Establishments with 5 to 9 employees	45	e	D	D
	Establishments with 10 to 19 employees	20	292	2 123	9 653
	Establishments with 20 to 49 employees	86	2 694	12 996	51 239
	Establishments with 50 to 99 employees	4	e	D	D
	Establishments with 100 to 249 employees	—	—	—	—
	Establishments with 250 to 499 employees	—	—	—	—
	Establishments with 500 to 999 employees	—	—	—	—
	Establishments with 1,000 employees or more	—	—	—	—
45322	Gift, novelty, and souvenir stores				
	All establishments	1 068	6 343	19 684	87 769
	Establishments with 1 to 4 employees	608	941	3 300	17 487
	Establishments with 5 to 9 employees	260	g	D	D
	Establishments with 10 to 19 employees	138	1 808	5 218	22 242
	Establishments with 20 to 49 employees	55	1 395	4 291	18 783
	Establishments with 50 to 99 employees	7	e	D	D
	Establishments with 100 to 249 employees	—	—	—	—
	Establishments with 250 to 499 employees	—	—	—	—
	Establishments with 500 to 999 employees	—	—	—	—
	Establishments with 1,000 employees or more	—	—	—	—
453220	Gift, novelty, and souvenir stores				
	All establishments	1 068	6 343	19 684	87 769
	Establishments with 1 to 4 employees	608	941	3 300	17 487
	Establishments with 5 to 9 employees	260	g	D	D
	Establishments with 10 to 19 employees	138	1 808	5 218	22 242
	Establishments with 20 to 49 employees	55	1 395	4 291	18 783
	Establishments with 50 to 99 employees	7	e	D	D
	Establishments with 100 to 249 employees	—	—	—	—
	Establishments with 250 to 499 employees	—	—	—	—
	Establishments with 500 to 999 employees	—	—	—	—
	Establishments with 1,000 employees or more	—	—	—	—
4533	Used merchandise stores				
	All establishments	264	1 558	5 390	25 446
	Establishments with 1 to 4 employees	185	305	1 192	5 200
	Establishments with 5 to 9 employees	33	209	889	3 742
	Establishments with 10 to 19 employees	34	e	D	D
	Establishments with 20 to 49 employees	5	c	D	D
	Establishments with 50 to 99 employees	7	480	1 268	5 673
	Establishments with 100 to 249 employees	—	—	—	—
	Establishments with 250 to 499 employees	—	—	—	—
	Establishments with 500 to 999 employees	—	—	—	—
	Establishments with 1,000 employees or more	—	—	—	—
45331	Used merchandise stores				
	All establishments	264	1 558	5 390	25 446
	Establishments with 1 to 4 employees	185	305	1 192	5 200
	Establishments with 5 to 9 employees	33	209	889	3 742
	Establishments with 10 to 19 employees	34	e	D	D
	Establishments with 20 to 49 employees	5	c	D	D
	Establishments with 50 to 99 employees	7	480	1 268	5 673
	Establishments with 100 to 249 employees	—	—	—	—
	Establishments with 250 to 499 employees	—	—	—	—
	Establishments with 500 to 999 employees	—	—	—	—
	Establishments with 1,000 employees or more	—	—	—	—

See footnotes at end of table.

Table 2. Establishments, Employees, and Payroll by Industry and Employment Size of Establishments for the State: 2004—Con.

[Excludes most government employees, railroad employees, and self-employed persons. Size class 1 to 4 employees includes establishments having payroll, but no employees, during mid-March pay period. For meaning of abbreviations and symbols, see introductory text. For explanation of terms, see Appendix A. For statement on reliability, see the note at the end of the table and Appendix C]

NAICS code	Geography, kind of business, and employment size class	Establishments (number)	Paid employees for pay period including March 12 (number)	First-quarter payroll (\$1,000)	Annual payroll (\$1,000)
	NEW JERSEY—Con.				
44-45	Retail trade—Con.				
453	Miscellaneous store retailers—Con.				
4533	Used merchandise stores—Con.				
45331	Used merchandise stores—Con.				
453310	Used merchandise stores				
	All establishments	264	1 558	5 390	25 446
	Establishments with 1 to 4 employees	185	305	1 192	5 200
	Establishments with 5 to 9 employees	33	209	889	3 742
	Establishments with 10 to 19 employees	34	e	D	D
	Establishments with 20 to 49 employees	5	c	D	D
	Establishments with 50 to 99 employees	7	480	1 268	5 673
	Establishments with 100 to 249 employees	—	—	—	—
	Establishments with 250 to 499 employees	—	—	—	—
	Establishments with 500 to 999 employees	—	—	—	—
	Establishments with 1,000 employees or more	—	—	—	—
4539	Other miscellaneous store retailers				
	All establishments	1 087	6 154	28 919	147 305
	Establishments with 1 to 4 employees	754	1 250	5 990	34 016
	Establishments with 5 to 9 employees	170	1 099	5 722	25 763
	Establishments with 10 to 19 employees	89	1 211	6 108	31 419
	Establishments with 20 to 49 employees	65	2 071	8 685	44 612
	Establishments with 50 to 99 employees	9	523	2 414	11 495
	Establishments with 100 to 249 employees	—	—	—	—
	Establishments with 250 to 499 employees	—	—	—	—
	Establishments with 500 to 999 employees	—	—	—	—
	Establishments with 1,000 employees or more	—	—	—	—
45391	Pet and pet supplies stores				
	All establishments	291	2 691	9 932	42 677
	Establishments with 1 to 4 employees	140	c	D	D
	Establishments with 5 to 9 employees	70	452	1 690	6 364
	Establishments with 10 to 19 employees	40	553	2 191	9 034
	Establishments with 20 to 49 employees	37	1 203	4 161	18 687
	Establishments with 50 to 99 employees	4	c	D	D
	Establishments with 100 to 249 employees	—	—	—	—
	Establishments with 250 to 499 employees	—	—	—	—
	Establishments with 500 to 999 employees	—	—	—	—
	Establishments with 1,000 employees or more	—	—	—	—
453910	Pet and pet supplies stores				
	All establishments	291	2 691	9 932	42 677
	Establishments with 1 to 4 employees	140	c	D	D
	Establishments with 5 to 9 employees	70	452	1 690	6 364
	Establishments with 10 to 19 employees	40	553	2 191	9 034
	Establishments with 20 to 49 employees	37	1 203	4 161	18 687
	Establishments with 50 to 99 employees	4	c	D	D
	Establishments with 100 to 249 employees	—	—	—	—
	Establishments with 250 to 499 employees	—	—	—	—
	Establishments with 500 to 999 employees	—	—	—	—
	Establishments with 1,000 employees or more	—	—	—	—
45392	Art dealers				
	All establishments	138	341	1 575	7 557
	Establishments with 1 to 4 employees	119	200	933	4 946
	Establishments with 5 to 9 employees	15	92	510	2 055
	Establishments with 10 to 19 employees	4	49	132	556
	Establishments with 20 to 49 employees	—	—	—	—
	Establishments with 50 to 99 employees	—	—	—	—
	Establishments with 100 to 249 employees	—	—	—	—
	Establishments with 250 to 499 employees	—	—	—	—
	Establishments with 500 to 999 employees	—	—	—	—
	Establishments with 1,000 employees or more	—	—	—	—
453920	Art dealers				
	All establishments	138	341	1 575	7 557
	Establishments with 1 to 4 employees	119	200	933	4 946
	Establishments with 5 to 9 employees	15	92	510	2 055
	Establishments with 10 to 19 employees	4	49	132	556
	Establishments with 20 to 49 employees	—	—	—	—
	Establishments with 50 to 99 employees	—	—	—	—
	Establishments with 100 to 249 employees	—	—	—	—
	Establishments with 250 to 499 employees	—	—	—	—
	Establishments with 500 to 999 employees	—	—	—	—
	Establishments with 1,000 employees or more	—	—	—	—
45393	Manufactured (mobile) home dealers				
	All establishments	11	42	318	1 288
	Establishments with 1 to 4 employees	7	12	129	541
	Establishments with 5 to 9 employees	4	30	189	747
	Establishments with 10 to 19 employees	—	—	—	—
	Establishments with 20 to 49 employees	—	—	—	—
	Establishments with 50 to 99 employees	—	—	—	—
	Establishments with 100 to 249 employees	—	—	—	—
	Establishments with 250 to 499 employees	—	—	—	—
	Establishments with 500 to 999 employees	—	—	—	—
	Establishments with 1,000 employees or more	—	—	—	—

See footnotes at end of table.

Table 2. Establishments, Employees, and Payroll by Industry and Employment Size of Establishments for the State: 2004—Con.

[Excludes most government employees, railroad employees, and self-employed persons. Size class 1 to 4 employees includes establishments having payroll, but no employees, during mid-March pay period. For meaning of abbreviations and symbols, see introductory text. For explanation of terms, see Appendix A. For statement on reliability, see the note at the end of the table and Appendix C]

NAICS code	Geography, kind of business, and employment size class	Establishments (number)	Paid employees for pay period including March 12 (number)	First-quarter payroll (\$1,000)	Annual payroll (\$1,000)
	NEW JERSEY—Con.				
44-45	Retail trade—Con.				
453	Miscellaneous store retailers—Con.				
4539	Other miscellaneous store retailers—Con.				
45393	Manufactured (mobile) home dealers—Con.				
453930	Manufactured (mobile) home dealers				
	All establishments	11	42	318	1 288
	Establishments with 1 to 4 employees	7	12	129	541
	Establishments with 5 to 9 employees	4	30	189	747
	Establishments with 10 to 19 employees	—	—	—	—
	Establishments with 20 to 49 employees	—	—	—	—
	Establishments with 50 to 99 employees	—	—	—	—
	Establishments with 100 to 249 employees	—	—	—	—
	Establishments with 250 to 499 employees	—	—	—	—
	Establishments with 500 to 999 employees	—	—	—	—
	Establishments with 1,000 employees or more	—	—	—	—
45399	All other miscellaneous store retailers				
	All establishments	647	3 080	17 094	95 783
	Establishments with 1 to 4 employees	488	f	D	D
	Establishments with 5 to 9 employees	81	525	3 333	16 597
	Establishments with 10 to 19 employees	45	609	3 785	21 829
	Establishments with 20 to 49 employees	28	868	4 524	25 925
	Establishments with 50 to 99 employees	5	e	D	D
	Establishments with 100 to 249 employees	—	—	—	—
	Establishments with 250 to 499 employees	—	—	—	—
	Establishments with 500 to 999 employees	—	—	—	—
	Establishments with 1,000 employees or more	—	—	—	—
453991	Tobacco stores				
	All establishments	88	325	1 072	4 611
	Establishments with 1 to 4 employees	76	c	D	D
	Establishments with 5 to 9 employees	5	30	101	483
	Establishments with 10 to 19 employees	3	b	D	D
	Establishments with 20 to 49 employees	4	147	402	1 937
	Establishments with 50 to 99 employees	—	—	—	—
	Establishments with 100 to 249 employees	—	—	—	—
	Establishments with 250 to 499 employees	—	—	—	—
	Establishments with 500 to 999 employees	—	—	—	—
	Establishments with 1,000 employees or more	—	—	—	—
453998	All other miscellaneous store retailers (except tobacco stores)				
	All establishments	559	2 755	16 022	91 172
	Establishments with 1 to 4 employees	412	677	3 571	22 245
	Establishments with 5 to 9 employees	76	495	3 232	16 114
	Establishments with 10 to 19 employees	42	f	D	D
	Establishments with 20 to 49 employees	24	721	4 122	23 988
	Establishments with 50 to 99 employees	5	e	D	D
	Establishments with 100 to 249 employees	—	—	—	—
	Establishments with 250 to 499 employees	—	—	—	—
	Establishments with 500 to 999 employees	—	—	—	—
	Establishments with 1,000 employees or more	—	—	—	—
454	Nonstore retailers				
	All establishments	1 502	18 383	185 942	757 331
	Establishments with 1 to 4 employees	899	1 509	9 845	49 534
	Establishments with 5 to 9 employees	275	1 787	13 815	56 443
	Establishments with 10 to 19 employees	169	2 270	21 274	88 389
	Establishments with 20 to 49 employees	102	3 071	32 049	131 226
	Establishments with 50 to 99 employees	32	2 085	26 206	110 971
	Establishments with 100 to 249 employees	15	g	D	D
	Establishments with 250 to 499 employees	8	h	D	D
	Establishments with 500 to 999 employees	—	—	—	—
	Establishments with 1,000 employees or more	2	h	D	D
4541	Electronic shopping and mail-order houses				
	All establishments	463	9 809	108 304	437 081
	Establishments with 1 to 4 employees	275	e	D	D
	Establishments with 5 to 9 employees	75	e	D	D
	Establishments with 10 to 19 employees	44	602	5 159	21 118
	Establishments with 20 to 49 employees	40	1 211	15 198	61 633
	Establishments with 50 to 99 employees	12	f	D	D
	Establishments with 100 to 249 employees	9	1 341	12 879	53 020
	Establishments with 250 to 499 employees	6	2 205	22 666	89 781
	Establishments with 500 to 999 employees	—	—	—	—
	Establishments with 1,000 employees or more	2	h	D	D
45411	Electronic shopping and mail-order houses				
	All establishments	463	9 809	108 304	437 081
	Establishments with 1 to 4 employees	275	e	D	D
	Establishments with 5 to 9 employees	75	e	D	D
	Establishments with 10 to 19 employees	44	602	5 159	21 118
	Establishments with 20 to 49 employees	40	1 211	15 198	61 633
	Establishments with 50 to 99 employees	12	f	D	D
	Establishments with 100 to 249 employees	9	1 341	12 879	53 020
	Establishments with 250 to 499 employees	6	2 205	22 666	89 781
	Establishments with 500 to 999 employees	—	—	—	—
	Establishments with 1,000 employees or more	2	h	D	D

See footnotes at end of table.

Table 2. Establishments, Employees, and Payroll by Industry and Employment Size of Establishments for the State: 2004—Con.

[Excludes most government employees, railroad employees, and self-employed persons. Size class 1 to 4 employees includes establishments having payroll, but no employees, during mid-March pay period. For meaning of abbreviations and symbols, see introductory text. For explanation of terms, see Appendix A. For statement on reliability, see the note at the end of the table and Appendix C]

NAICS code	Geography, kind of business, and employment size class	Establishments (number)	Paid employees for pay period including March 12 (number)	First-quarter payroll (\$1,000)	Annual payroll (\$1,000)
	NEW JERSEY—Con.				
44-45	Retail trade—Con.				
454	Nonstore retailers—Con.				
4541	Electronic shopping and mail-order houses—Con.				
45411	Electronic shopping and mail-order houses—Con.				
454111	Electronic shopping				
	All establishments	169	g	D	D
	Establishments with 1 to 4 employees	106	162	1 005	5 652
	Establishments with 5 to 9 employees	28	c	D	D
	Establishments with 10 to 19 employees	18	247	1 619	7 663
	Establishments with 20 to 49 employees	13	331	4 604	18 833
	Establishments with 50 to 99 employees	2	c	D	D
	Establishments with 100 to 249 employees	2	e	D	D
	Establishments with 250 to 499 employees	—	—	—	—
	Establishments with 500 to 999 employees	—	—	—	—
	Establishments with 1,000 employees or more	—	—	—	—
454112	Electronic auctions				
	All establishments	11	a	D	D
	Establishments with 1 to 4 employees	10	a	D	D
	Establishments with 5 to 9 employees	1	a	D	D
	Establishments with 10 to 19 employees	—	—	—	—
	Establishments with 20 to 49 employees	—	—	—	—
	Establishments with 50 to 99 employees	—	—	—	—
	Establishments with 100 to 249 employees	—	—	—	—
	Establishments with 250 to 499 employees	—	—	—	—
	Establishments with 500 to 999 employees	—	—	—	—
	Establishments with 1,000 employees or more	—	—	—	—
454113	Mail-order houses				
	All establishments	283	8 410	96 221	381 930
	Establishments with 1 to 4 employees	159	258	1 857	9 209
	Establishments with 5 to 9 employees	46	297	2 607	10 514
	Establishments with 10 to 19 employees	26	355	3 540	13 455
	Establishments with 20 to 49 employees	27	880	10 594	42 800
	Establishments with 50 to 99 employees	10	652	9 744	39 303
	Establishments with 100 to 249 employees	7	g	D	D
	Establishments with 250 to 499 employees	6	2 205	22 666	89 781
	Establishments with 500 to 999 employees	—	—	—	—
	Establishments with 1,000 employees or more	2	h	D	D
4542	Vending machine operators				
	All establishments	135	958	7 002	30 448
	Establishments with 1 to 4 employees	85	c	D	D
	Establishments with 5 to 9 employees	21	c	D	D
	Establishments with 10 to 19 employees	17	239	1 627	7 141
	Establishments with 20 to 49 employees	10	310	2 268	9 520
	Establishments with 50 to 99 employees	2	c	D	D
	Establishments with 100 to 249 employees	—	—	—	—
	Establishments with 250 to 499 employees	—	—	—	—
	Establishments with 500 to 999 employees	—	—	—	—
	Establishments with 1,000 employees or more	—	—	—	—
45421	Vending machine operators				
	All establishments	135	958	7 002	30 448
	Establishments with 1 to 4 employees	85	c	D	D
	Establishments with 5 to 9 employees	21	c	D	D
	Establishments with 10 to 19 employees	17	239	1 627	7 141
	Establishments with 20 to 49 employees	10	310	2 268	9 520
	Establishments with 50 to 99 employees	2	c	D	D
	Establishments with 100 to 249 employees	—	—	—	—
	Establishments with 250 to 499 employees	—	—	—	—
	Establishments with 500 to 999 employees	—	—	—	—
	Establishments with 1,000 employees or more	—	—	—	—
454210	Vending machine operators				
	All establishments	135	958	7 002	30 448
	Establishments with 1 to 4 employees	85	c	D	D
	Establishments with 5 to 9 employees	21	c	D	D
	Establishments with 10 to 19 employees	17	239	1 627	7 141
	Establishments with 20 to 49 employees	10	310	2 268	9 520
	Establishments with 50 to 99 employees	2	c	D	D
	Establishments with 100 to 249 employees	—	—	—	—
	Establishments with 250 to 499 employees	—	—	—	—
	Establishments with 500 to 999 employees	—	—	—	—
	Establishments with 1,000 employees or more	—	—	—	—
4543	Direct selling establishments				
	All establishments	904	7 616	70 636	289 802
	Establishments with 1 to 4 employees	539	f	D	D
	Establishments with 5 to 9 employees	179	1 161	8 996	36 178
	Establishments with 10 to 19 employees	108	1 429	14 488	60 130
	Establishments with 20 to 49 employees	52	1 550	14 583	60 073
	Establishments with 50 to 99 employees	18	1 152	13 300	57 467
	Establishments with 100 to 249 employees	6	f	D	D
	Establishments with 250 to 499 employees	2	f	D	D
	Establishments with 500 to 999 employees	—	—	—	—

See footnotes at end of table.

Table 2. Establishments, Employees, and Payroll by Industry and Employment Size of Establishments for the State: 2004—Con.

[Excludes most government employees, railroad employees, and self-employed persons. Size class 1 to 4 employees includes establishments having payroll, but no employees, during mid-March pay period. For meaning of abbreviations and symbols, see introductory text. For explanation of terms, see Appendix A. For statement on reliability, see the note at the end of the table and Appendix C]

NAICS code	Geography, kind of business, and employment size class	Establishments (number)	Paid employees for pay period including March 12 (number)	First-quarter payroll (\$1,000)	Annual payroll (\$1,000)
	NEW JERSEY—Con.				
44-45	Retail trade—Con.				
454	Nonstore retailers—Con.				
4543	Direct selling establishments—Con.				
	All establishments—Con.				
	Establishments with 1,000 employees or more	—	—	—	—
45431	Fuel dealers				
	All establishments	334	3 993	43 181	166 750
	Establishments with 1 to 4 employees	131	e	D	D
	Establishments with 5 to 9 employees	90	588	5 387	21 193
	Establishments with 10 to 19 employees	67	894	9 645	35 923
	Establishments with 20 to 49 employees	31	955	10 879	44 978
	Establishments with 50 to 99 employees	9	523	6 317	26 975
	Establishments with 100 to 249 employees	6	f	D	D
	Establishments with 250 to 499 employees	—	—	—	—
	Establishments with 500 to 999 employees	—	—	—	—
	Establishments with 1,000 employees or more	—	—	—	—
454311	Heating oil dealers				
	All establishments	285	3 477	37 728	145 907
	Establishments with 1 to 4 employees	117	e	D	D
	Establishments with 5 to 9 employees	80	519	4 526	17 857
	Establishments with 10 to 19 employees	47	646	7 148	26 673
	Establishments with 20 to 49 employees	27	837	9 764	40 727
	Establishments with 50 to 99 employees	8	e	D	D
	Establishments with 100 to 249 employees	6	f	D	D
	Establishments with 250 to 499 employees	—	—	—	—
	Establishments with 500 to 999 employees	—	—	—	—
	Establishments with 1,000 employees or more	—	—	—	—
454312	Liquefied petroleum gas (bottled gas) dealers				
	All establishments	43	f	D	D
	Establishments with 1 to 4 employees	8	a	D	D
	Establishments with 5 to 9 employees	10	69	861	3 336
	Establishments with 10 to 19 employees	20	248	2 497	9 250
	Establishments with 20 to 49 employees	4	118	1 115	4 251
	Establishments with 50 to 99 employees	1	b	D	D
	Establishments with 100 to 249 employees	—	—	—	—
	Establishments with 250 to 499 employees	—	—	—	—
	Establishments with 500 to 999 employees	—	—	—	—
	Establishments with 1,000 employees or more	—	—	—	—
454319	Other fuel dealers				
	All establishments	6	a	D	D
	Establishments with 1 to 4 employees	6	a	D	D
	Establishments with 5 to 9 employees	—	—	—	—
	Establishments with 10 to 19 employees	—	—	—	—
	Establishments with 20 to 49 employees	—	—	—	—
	Establishments with 50 to 99 employees	—	—	—	—
	Establishments with 100 to 249 employees	—	—	—	—
	Establishments with 250 to 499 employees	—	—	—	—
	Establishments with 500 to 999 employees	—	—	—	—
	Establishments with 1,000 employees or more	—	—	—	—
45439	Other direct selling establishments				
	All establishments	570	3 623	27 455	123 052
	Establishments with 1 to 4 employees	408	f	D	D
	Establishments with 5 to 9 employees	89	573	3 609	14 985
	Establishments with 10 to 19 employees	41	535	4 843	24 207
	Establishments with 20 to 49 employees	21	595	3 704	15 095
	Establishments with 50 to 99 employees	9	629	6 983	30 492
	Establishments with 100 to 249 employees	—	—	—	—
	Establishments with 250 to 499 employees	2	f	D	D
	Establishments with 500 to 999 employees	—	—	—	—
	Establishments with 1,000 employees or more	—	—	—	—
454390	Other direct selling establishments				
	All establishments	570	3 623	27 455	123 052
	Establishments with 1 to 4 employees	408	f	D	D
	Establishments with 5 to 9 employees	89	573	3 609	14 985
	Establishments with 10 to 19 employees	41	535	4 843	24 207
	Establishments with 20 to 49 employees	21	595	3 704	15 095
	Establishments with 50 to 99 employees	9	629	6 983	30 492
	Establishments with 100 to 249 employees	—	—	—	—
	Establishments with 250 to 499 employees	2	f	D	D
	Establishments with 500 to 999 employees	—	—	—	—
	Establishments with 1,000 employees or more	—	—	—	—
48-49	Transportation and warehousing				
	All establishments	7 147	172 046	1 483 206	6 389 105
	Establishments with 1 to 4 employees	3 901	5 902	43 791	283 620
	Establishments with 5 to 9 employees	1 058	6 931	59 449	264 263
	Establishments with 10 to 19 employees	856	11 609	101 970	434 935
	Establishments with 20 to 49 employees	682	21 179	192 016	821 778
	Establishments with 50 to 99 employees	333	23 213	196 062	818 588
	Establishments with 100 to 249 employees	227	35 132	292 844	1 215 219
	Establishments with 250 to 499 employees	59	19 621	180 813	738 474

See footnotes at end of table.

Table 2. Establishments, Employees, and Payroll by Industry and Employment Size of Establishments for the State: 2004—Con.

[Excludes most government employees, railroad employees, and self-employed persons. Size class 1 to 4 employees includes establishments having payroll, but no employees, during mid-March pay period. For meaning of abbreviations and symbols, see introductory text. For explanation of terms, see Appendix A. For statement on reliability, see the note at the end of the table and Appendix C]

NAICS code	Geography, kind of business, and employment size class	Establishments (number)	Paid employees for pay period including March 12 (number)	First-quarter payroll (\$1,000)	Annual payroll (\$1,000)
NEW JERSEY—Con.					
48-49	Transportation and warehousing—Con.				
	All establishments—Con.				
	Establishments with 500 to 999 employees	17	10 787	98 031	422 106
	Establishments with 1,000 employees or more	14	37 672	318 230	1 390 122
481	Air transportation				
	All establishments	109	15 825	193 902	836 347
	Establishments with 1 to 4 employees	45	75	1 247	5 441
	Establishments with 5 to 9 employees	18	c	D	D
	Establishments with 10 to 19 employees	12	c	D	D
	Establishments with 20 to 49 employees	17	f	D	D
	Establishments with 50 to 99 employees	6	e	D	D
	Establishments with 100 to 249 employees	5	855	13 237	51 209
	Establishments with 250 to 499 employees	4	g	D	D
	Establishments with 500 to 999 employees	—	—	—	—
	Establishments with 1,000 employees or more	2	j	D	D
4811	Scheduled air transportation				
	All establishments	59	14 917	176 273	767 909
	Establishments with 1 to 4 employees	22	36	327	1 814
	Establishments with 5 to 9 employees	10	b	D	D
	Establishments with 10 to 19 employees	3	b	D	D
	Establishments with 20 to 49 employees	10	e	D	D
	Establishments with 50 to 99 employees	5	329	3 225	14 239
	Establishments with 100 to 249 employees	3	e	D	D
	Establishments with 250 to 499 employees	4	g	D	D
	Establishments with 500 to 999 employees	—	—	—	—
	Establishments with 1,000 employees or more	2	j	D	D
48111	Scheduled air transportation				
	All establishments	59	14 917	176 273	767 909
	Establishments with 1 to 4 employees	22	36	327	1 814
	Establishments with 5 to 9 employees	10	b	D	D
	Establishments with 10 to 19 employees	3	b	D	D
	Establishments with 20 to 49 employees	10	e	D	D
	Establishments with 50 to 99 employees	5	329	3 225	14 239
	Establishments with 100 to 249 employees	3	e	D	D
	Establishments with 250 to 499 employees	4	g	D	D
	Establishments with 500 to 999 employees	—	—	—	—
	Establishments with 1,000 employees or more	2	j	D	D
481111	Scheduled passenger air transportation				
	All establishments	46	j	D	D
	Establishments with 1 to 4 employees	16	22	203	1 293
	Establishments with 5 to 9 employees	7	b	D	D
	Establishments with 10 to 19 employees	3	b	D	D
	Establishments with 20 to 49 employees	6	c	D	D
	Establishments with 50 to 99 employees	5	329	3 225	14 239
	Establishments with 100 to 249 employees	3	e	D	D
	Establishments with 250 to 499 employees	4	g	D	D
	Establishments with 500 to 999 employees	—	—	—	—
	Establishments with 1,000 employees or more	2	j	D	D
481112	Scheduled freight air transportation				
	All establishments	13	c	D	D
	Establishments with 1 to 4 employees	6	14	124	521
	Establishments with 5 to 9 employees	3	b	D	D
	Establishments with 10 to 19 employees	—	—	—	—
	Establishments with 20 to 49 employees	4	c	D	D
	Establishments with 50 to 99 employees	—	—	—	—
	Establishments with 100 to 249 employees	—	—	—	—
	Establishments with 250 to 499 employees	—	—	—	—
	Establishments with 500 to 999 employees	—	—	—	—
	Establishments with 1,000 employees or more	—	—	—	—
4812	Nonscheduled air transportation				
	All establishments	50	908	17 629	68 438
	Establishments with 1 to 4 employees	23	39	920	3 627
	Establishments with 5 to 9 employees	8	49	1 454	5 560
	Establishments with 10 to 19 employees	9	126	2 772	11 672
	Establishments with 20 to 49 employees	7	c	D	D
	Establishments with 50 to 99 employees	1	b	D	D
	Establishments with 100 to 249 employees	2	e	D	D
	Establishments with 250 to 499 employees	—	—	—	—
	Establishments with 500 to 999 employees	—	—	—	—
	Establishments with 1,000 employees or more	—	—	—	—
48121	Nonscheduled air transportation				
	All establishments	50	908	17 629	68 438
	Establishments with 1 to 4 employees	23	39	920	3 627
	Establishments with 5 to 9 employees	8	49	1 454	5 560
	Establishments with 10 to 19 employees	9	126	2 772	11 672
	Establishments with 20 to 49 employees	7	c	D	D
	Establishments with 50 to 99 employees	1	b	D	D
	Establishments with 100 to 249 employees	2	e	D	D
	Establishments with 250 to 499 employees	—	—	—	—
	Establishments with 500 to 999 employees	—	—	—	—
	Establishments with 1,000 employees or more	—	—	—	—

See footnotes at end of table.

Table 2. Establishments, Employees, and Payroll by Industry and Employment Size of Establishments for the State: 2004—Con.

[Excludes most government employees, railroad employees, and self-employed persons. Size class 1 to 4 employees includes establishments having payroll, but no employees, during mid-March pay period. For meaning of abbreviations and symbols, see introductory text. For explanation of terms, see Appendix A. For statement on reliability, see the note at the end of the table and Appendix C]

NAICS code	Geography, kind of business, and employment size class	Establishments (number)	Paid employees for pay period including March 12 (number)	First-quarter payroll (\$1,000)	Annual payroll (\$1,000)
NEW JERSEY—Con.					
48-49	Transportation and warehousing—Con.				
481	Air transportation—Con.				
4812	Nonscheduled air transportation—Con.				
48121	Nonscheduled air transportation—Con.				
481211	Nonscheduled chartered passenger air transportation				
	All establishments	41	f	D	D
	Establishments with 1 to 4 employees	16	28	765	2 956
	Establishments with 5 to 9 employees	8	49	1 454	5 560
	Establishments with 10 to 19 employees	8	c	D	D
	Establishments with 20 to 49 employees	7	c	D	D
	Establishments with 50 to 99 employees	1	b	D	D
	Establishments with 100 to 249 employees	1	c	D	D
	Establishments with 250 to 499 employees	—	—	—	—
	Establishments with 500 to 999 employees	—	—	—	—
	Establishments with 1,000 employees or more	—	—	—	—
481212	Nonscheduled chartered freight air transportation				
	All establishments	3	c	D	D
	Establishments with 1 to 4 employees	2	a	D	D
	Establishments with 5 to 9 employees	—	—	—	—
	Establishments with 10 to 19 employees	—	—	—	—
	Establishments with 20 to 49 employees	—	—	—	—
	Establishments with 50 to 99 employees	—	—	—	—
	Establishments with 100 to 249 employees	1	c	D	D
	Establishments with 250 to 499 employees	—	—	—	—
	Establishments with 500 to 999 employees	—	—	—	—
	Establishments with 1,000 employees or more	—	—	—	—
481219	Other nonscheduled air transportation				
	All establishments	6	a	D	D
	Establishments with 1 to 4 employees	5	a	D	D
	Establishments with 5 to 9 employees	—	—	—	—
	Establishments with 10 to 19 employees	1	a	D	D
	Establishments with 20 to 49 employees	—	—	—	—
	Establishments with 50 to 99 employees	—	—	—	—
	Establishments with 100 to 249 employees	—	—	—	—
	Establishments with 250 to 499 employees	—	—	—	—
	Establishments with 500 to 999 employees	—	—	—	—
	Establishments with 1,000 employees or more	—	—	—	—
483	Water transportation				
	All establishments	77	2 320	31 006	130 031
	Establishments with 1 to 4 employees	39	b	D	D
	Establishments with 5 to 9 employees	11	b	D	D
	Establishments with 10 to 19 employees	11	c	D	D
	Establishments with 20 to 49 employees	7	c	D	D
	Establishments with 50 to 99 employees	3	204	4 445	17 115
	Establishments with 100 to 249 employees	2	c	D	D
	Establishments with 250 to 499 employees	4	1 400	16 667	70 744
	Establishments with 500 to 999 employees	—	—	—	—
	Establishments with 1,000 employees or more	—	—	—	—
4831	Deep sea, coastal, and Great Lakes water transportation				
	All establishments	58	g	D	D
	Establishments with 1 to 4 employees	23	b	D	D
	Establishments with 5 to 9 employees	10	b	D	D
	Establishments with 10 to 19 employees	11	c	D	D
	Establishments with 20 to 49 employees	6	c	D	D
	Establishments with 50 to 99 employees	3	204	4 445	17 115
	Establishments with 100 to 249 employees	2	c	D	D
	Establishments with 250 to 499 employees	3	f	D	D
	Establishments with 500 to 999 employees	—	—	—	—
	Establishments with 1,000 employees or more	—	—	—	—
48311	Deep sea, coastal, and Great Lakes water transportation				
	All establishments	58	g	D	D
	Establishments with 1 to 4 employees	23	b	D	D
	Establishments with 5 to 9 employees	10	b	D	D
	Establishments with 10 to 19 employees	11	c	D	D
	Establishments with 20 to 49 employees	6	c	D	D
	Establishments with 50 to 99 employees	3	204	4 445	17 115
	Establishments with 100 to 249 employees	2	c	D	D
	Establishments with 250 to 499 employees	3	f	D	D
	Establishments with 500 to 999 employees	—	—	—	—
	Establishments with 1,000 employees or more	—	—	—	—
483111	Deep sea freight transportation				
	All establishments	33	1 028	16 459	65 691
	Establishments with 1 to 4 employees	11	b	D	D
	Establishments with 5 to 9 employees	5	b	D	D
	Establishments with 10 to 19 employees	7	c	D	D
	Establishments with 20 to 49 employees	5	c	D	D
	Establishments with 50 to 99 employees	3	204	4 445	17 115
	Establishments with 100 to 249 employees	1	c	D	D
	Establishments with 250 to 499 employees	1	e	D	D
	Establishments with 500 to 999 employees	—	—	—	—

See footnotes at end of table.

Table 2. Establishments, Employees, and Payroll by Industry and Employment Size of Establishments for the State: 2004—Con.

[Excludes most government employees, railroad employees, and self-employed persons. Size class 1 to 4 employees includes establishments having payroll, but no employees, during mid-March pay period. For meaning of abbreviations and symbols, see introductory text. For explanation of terms, see Appendix A. For statement on reliability, see the note at the end of the table and Appendix C]

NAICS code	Geography, kind of business, and employment size class	Establishments (number)	Paid employees for pay period including March 12 (number)	First-quarter payroll (\$1,000)	Annual payroll (\$1,000)
	NEW JERSEY—Con.				
48-49	Transportation and warehousing—Con.				
483	Water transportation—Con.				
4831	Deep sea, coastal, and Great Lakes water transportation—Con.				
48311	Deep sea, coastal, and Great Lakes water transportation—Con.				
483111	Deep sea freight transportation—Con.				
	All establishments—Con.				
	Establishments with 1,000 employees or more	—	—	—	—
483112	Deep sea passenger transportation				
	All establishments	4	a	D	D
	Establishments with 1 to 4 employees	1	a	D	D
	Establishments with 5 to 9 employees	3	a	D	D
	Establishments with 10 to 19 employees	—	—	—	—
	Establishments with 20 to 49 employees	—	—	—	—
	Establishments with 50 to 99 employees	—	—	—	—
	Establishments with 100 to 249 employees	—	—	—	—
	Establishments with 250 to 499 employees	—	—	—	—
	Establishments with 500 to 999 employees	—	—	—	—
	Establishments with 1,000 employees or more	—	—	—	—
483113	Coastal and Great Lakes freight transportation				
	All establishments	17	f	D	D
	Establishments with 1 to 4 employees	9	a	D	D
	Establishments with 5 to 9 employees	2	a	D	D
	Establishments with 10 to 19 employees	3	b	D	D
	Establishments with 20 to 49 employees	—	—	—	—
	Establishments with 50 to 99 employees	—	—	—	—
	Establishments with 100 to 249 employees	1	c	D	D
	Establishments with 250 to 499 employees	2	f	D	D
	Establishments with 500 to 999 employees	—	—	—	—
	Establishments with 1,000 employees or more	—	—	—	—
483114	Coastal and Great Lakes passenger transportation				
	All establishments	4	b	D	D
	Establishments with 1 to 4 employees	2	a	D	D
	Establishments with 5 to 9 employees	—	—	—	—
	Establishments with 10 to 19 employees	1	a	D	D
	Establishments with 20 to 49 employees	1	b	D	D
	Establishments with 50 to 99 employees	—	—	—	—
	Establishments with 100 to 249 employees	—	—	—	—
	Establishments with 250 to 499 employees	—	—	—	—
	Establishments with 500 to 999 employees	—	—	—	—
	Establishments with 1,000 employees or more	—	—	—	—
4832	Inland water transportation				
	All establishments	19	e	D	D
	Establishments with 1 to 4 employees	16	b	D	D
	Establishments with 5 to 9 employees	1	a	D	D
	Establishments with 10 to 19 employees	—	—	—	—
	Establishments with 20 to 49 employees	1	b	D	D
	Establishments with 50 to 99 employees	—	—	—	—
	Establishments with 100 to 249 employees	—	—	—	—
	Establishments with 250 to 499 employees	1	e	D	D
	Establishments with 500 to 999 employees	—	—	—	—
	Establishments with 1,000 employees or more	—	—	—	—
48321	Inland water transportation				
	All establishments	19	e	D	D
	Establishments with 1 to 4 employees	16	b	D	D
	Establishments with 5 to 9 employees	1	a	D	D
	Establishments with 10 to 19 employees	—	—	—	—
	Establishments with 20 to 49 employees	1	b	D	D
	Establishments with 50 to 99 employees	—	—	—	—
	Establishments with 100 to 249 employees	—	—	—	—
	Establishments with 250 to 499 employees	1	e	D	D
	Establishments with 500 to 999 employees	—	—	—	—
	Establishments with 1,000 employees or more	—	—	—	—
483211	Inland water freight transportation				
	All establishments	6	a	D	D
	Establishments with 1 to 4 employees	6	a	D	D
	Establishments with 5 to 9 employees	—	—	—	—
	Establishments with 10 to 19 employees	—	—	—	—
	Establishments with 20 to 49 employees	—	—	—	—
	Establishments with 50 to 99 employees	—	—	—	—
	Establishments with 100 to 249 employees	—	—	—	—
	Establishments with 250 to 499 employees	—	—	—	—
	Establishments with 500 to 999 employees	—	—	—	—
	Establishments with 1,000 employees or more	—	—	—	—

See footnotes at end of table.

Table 2. Establishments, Employees, and Payroll by Industry and Employment Size of Establishments for the State: 2004—Con.

[Excludes most government employees, railroad employees, and self-employed persons. Size class 1 to 4 employees includes establishments having payroll, but no employees, during mid-March pay period. For meaning of abbreviations and symbols, see introductory text. For explanation of terms, see Appendix A. For statement on reliability, see the note at the end of the table and Appendix C]

NAICS code	Geography, kind of business, and employment size class	Establishments (number)	Paid employees for pay period including March 12 (number)	First-quarter payroll (\$1,000)	Annual payroll (\$1,000)
NEW JERSEY—Con.					
48-49	Transportation and warehousing—Con.				
483	Water transportation—Con.				
4832	Inland water transportation—Con.				
48321	Inland water transportation—Con.				
483212	Inland water passenger transportation				
	All establishments	13	e	D	D
	Establishments with 1 to 4 employees	10	a	D	D
	Establishments with 5 to 9 employees	1	a	D	D
	Establishments with 10 to 19 employees	—	—	—	—
	Establishments with 20 to 49 employees	1	b	D	D
	Establishments with 50 to 99 employees	—	—	—	—
	Establishments with 100 to 249 employees	—	—	—	—
	Establishments with 250 to 499 employees	1	e	D	D
	Establishments with 500 to 999 employees	—	—	—	—
	Establishments with 1,000 employees or more	—	—	—	—
484	Truck transportation				
	All establishments	3 331	43 963	415 286	1 879 579
	Establishments with 1 to 4 employees	2 075	2 979	20 462	123 930
	Establishments with 5 to 9 employees	464	3 027	24 918	110 275
	Establishments with 10 to 19 employees	347	4 613	41 854	184 427
	Establishments with 20 to 49 employees	269	8 412	78 317	346 923
	Establishments with 50 to 99 employees	118	8 352	78 173	345 322
	Establishments with 100 to 249 employees	44	6 464	61 078	270 290
	Establishments with 250 to 499 employees	9	h	D	D
	Establishments with 500 to 999 employees	2	g	D	D
	Establishments with 1,000 employees or more	3	i	D	D
4841	General freight trucking				
	All establishments	1 915	29 562	295 291	1 322 631
	Establishments with 1 to 4 employees	1 243	1 699	12 112	68 848
	Establishments with 5 to 9 employees	238	g	D	D
	Establishments with 10 to 19 employees	172	2 303	22 127	93 837
	Establishments with 20 to 49 employees	143	4 525	46 194	203 556
	Establishments with 50 to 99 employees	77	5 502	54 016	234 756
	Establishments with 100 to 249 employees	29	4 196	39 647	176 748
	Establishments with 250 to 499 employees	8	2 641	28 528	118 952
	Establishments with 500 to 999 employees	2	g	D	D
	Establishments with 1,000 employees or more	3	i	D	D
48411	General freight trucking, local				
	All establishments	1 210	11 038	100 645	448 134
	Establishments with 1 to 4 employees	833	1 152	7 925	44 029
	Establishments with 5 to 9 employees	161	g	D	D
	Establishments with 10 to 19 employees	105	1 384	12 729	54 520
	Establishments with 20 to 49 employees	66	2 098	18 600	80 786
	Establishments with 50 to 99 employees	30	2 021	16 648	71 082
	Establishments with 100 to 249 employees	11	1 498	14 590	64 341
	Establishments with 250 to 499 employees	3	959	10 319	49 733
	Establishments with 500 to 999 employees	1	f	D	D
	Establishments with 1,000 employees or more	—	—	—	—
484110	General freight trucking, local				
	All establishments	1 210	11 038	100 645	448 134
	Establishments with 1 to 4 employees	833	1 152	7 925	44 029
	Establishments with 5 to 9 employees	161	g	D	D
	Establishments with 10 to 19 employees	105	1 384	12 729	54 520
	Establishments with 20 to 49 employees	66	2 098	18 600	80 786
	Establishments with 50 to 99 employees	30	2 021	16 648	71 082
	Establishments with 100 to 249 employees	11	1 498	14 590	64 341
	Establishments with 250 to 499 employees	3	959	10 319	49 733
	Establishments with 500 to 999 employees	1	f	D	D
	Establishments with 1,000 employees or more	—	—	—	—
48412	General freight trucking, long-distance				
	All establishments	705	18 524	194 646	874 497
	Establishments with 1 to 4 employees	410	547	4 187	24 819
	Establishments with 5 to 9 employees	77	f	D	D
	Establishments with 10 to 19 employees	67	919	9 398	39 317
	Establishments with 20 to 49 employees	77	2 427	27 594	122 770
	Establishments with 50 to 99 employees	47	3 481	37 368	163 674
	Establishments with 100 to 249 employees	18	2 698	25 057	112 407
	Establishments with 250 to 499 employees	5	1 682	18 209	69 219
	Establishments with 500 to 999 employees	1	f	D	D
	Establishments with 1,000 employees or more	3	i	D	D
484121	General freight trucking, long-distance, truckload (tl)				
	All establishments	512	7 741	74 851	339 148
	Establishments with 1 to 4 employees	322	417	3 245	17 654
	Establishments with 5 to 9 employees	63	398	4 014	16 797
	Establishments with 10 to 19 employees	48	643	6 754	28 221
	Establishments with 20 to 49 employees	48	1 541	17 070	76 007
	Establishments with 50 to 99 employees	22	1 612	16 482	73 132
	Establishments with 100 to 249 employees	6	1 056	7 447	30 987
	Establishments with 250 to 499 employees	2	f	D	D
	Establishments with 500 to 999 employees	—	—	—	—
	Establishments with 1,000 employees or more	1	g	D	D

See footnotes at end of table.

Table 2. Establishments, Employees, and Payroll by Industry and Employment Size of Establishments for the State: 2004—Con.

[Excludes most government employees, railroad employees, and self-employed persons. Size class 1 to 4 employees includes establishments having payroll, but no employees, during mid-March pay period. For meaning of abbreviations and symbols, see introductory text. For explanation of terms, see Appendix A. For statement on reliability, see the note at the end of the table and Appendix C]

NAICS code	Geography, kind of business, and employment size class	Establishments (number)	Paid employees for pay period including March 12 (number)	First-quarter payroll (\$1,000)	Annual payroll (\$1,000)
NEW JERSEY—Con.					
48-49	Transportation and warehousing—Con.				
484	Truck transportation—Con.				
4841	General freight trucking—Con.				
48412	General freight trucking, long-distance—Con.				
484122	General freight trucking, long-distance, less than truckload (ltl)				
	All establishments	193	10 783	119 795	535 349
	Establishments with 1 to 4 employees	88	130	942	7 165
	Establishments with 5 to 9 employees	14	c	D	D
	Establishments with 10 to 19 employees	19	276	2 644	11 096
	Establishments with 20 to 49 employees	29	886	10 524	46 763
	Establishments with 50 to 99 employees	25	1 869	20 886	90 542
	Establishments with 100 to 249 employees	12	1 642	17 610	81 420
	Establishments with 250 to 499 employees	1	f	D	D
	Establishments with 500 to 999 employees	1	f	D	D
	Establishments with 1,000 employees or more	2	h	D	D
4842	Specialized freight trucking				
	All establishments	1 416	14 401	119 995	556 948
	Establishments with 1 to 4 employees	832	1 280	8 350	55 082
	Establishments with 5 to 9 employees	226	g	D	D
	Establishments with 10 to 19 employees	175	2 310	19 727	90 590
	Establishments with 20 to 49 employees	126	3 887	32 123	143 367
	Establishments with 50 to 99 employees	41	2 850	24 157	110 566
	Establishments with 100 to 249 employees	15	2 268	21 431	93 542
	Establishments with 250 to 499 employees	1	e	D	D
	Establishments with 500 to 999 employees	—	—	—	—
	Establishments with 1,000 employees or more	—	—	—	—
48421	Used household and office goods moving				
	All establishments	383	5 069	37 530	172 434
	Establishments with 1 to 4 employees	187	316	1 413	8 639
	Establishments with 5 to 9 employees	70	459	2 315	10 694
	Establishments with 10 to 19 employees	51	667	4 778	23 804
	Establishments with 20 to 49 employees	53	1 736	13 180	59 938
	Establishments with 50 to 99 employees	18	1 212	9 329	42 350
	Establishments with 100 to 249 employees	3	e	D	D
	Establishments with 250 to 499 employees	1	e	D	D
	Establishments with 500 to 999 employees	—	—	—	—
	Establishments with 1,000 employees or more	—	—	—	—
484210	Used household and office goods moving				
	All establishments	383	5 069	37 530	172 434
	Establishments with 1 to 4 employees	187	316	1 413	8 639
	Establishments with 5 to 9 employees	70	459	2 315	10 694
	Establishments with 10 to 19 employees	51	667	4 778	23 804
	Establishments with 20 to 49 employees	53	1 736	13 180	59 938
	Establishments with 50 to 99 employees	18	1 212	9 329	42 350
	Establishments with 100 to 249 employees	3	e	D	D
	Establishments with 250 to 499 employees	1	e	D	D
	Establishments with 500 to 999 employees	—	—	—	—
	Establishments with 1,000 employees or more	—	—	—	—
48422	Specialized freight (except used goods) trucking, local				
	All establishments	754	5 033	40 264	188 733
	Establishments with 1 to 4 employees	513	753	5 140	28 043
	Establishments with 5 to 9 employees	103	f	D	D
	Establishments with 10 to 19 employees	78	1 049	8 981	40 835
	Establishments with 20 to 49 employees	45	1 343	10 780	47 296
	Establishments with 50 to 99 employees	12	834	6 439	32 773
	Establishments with 100 to 249 employees	3	e	D	D
	Establishments with 250 to 499 employees	—	—	—	—
	Establishments with 500 to 999 employees	—	—	—	—
	Establishments with 1,000 employees or more	—	—	—	—
484220	Specialized freight (except used goods) trucking, local				
	All establishments	754	5 033	40 264	188 733
	Establishments with 1 to 4 employees	513	753	5 140	28 043
	Establishments with 5 to 9 employees	103	f	D	D
	Establishments with 10 to 19 employees	78	1 049	8 981	40 835
	Establishments with 20 to 49 employees	45	1 343	10 780	47 296
	Establishments with 50 to 99 employees	12	834	6 439	32 773
	Establishments with 100 to 249 employees	3	e	D	D
	Establishments with 250 to 499 employees	—	—	—	—
	Establishments with 500 to 999 employees	—	—	—	—
	Establishments with 1,000 employees or more	—	—	—	—
48423	Specialized freight (except used goods) trucking, long-distance				
	All establishments	279	4 299	42 201	195 781
	Establishments with 1 to 4 employees	132	211	1 797	18 400
	Establishments with 5 to 9 employees	53	357	2 875	12 693
	Establishments with 10 to 19 employees	46	594	5 968	25 951
	Establishments with 20 to 49 employees	28	808	8 163	36 133
	Establishments with 50 to 99 employees	11	804	8 389	35 443
	Establishments with 100 to 249 employees	9	1 525	15 009	67 161
	Establishments with 250 to 499 employees	—	—	—	—
	Establishments with 500 to 999 employees	—	—	—	—
	Establishments with 1,000 employees or more	—	—	—	—

See footnotes at end of table.

Table 2. Establishments, Employees, and Payroll by Industry and Employment Size of Establishments for the State: 2004—Con.

[Excludes most government employees, railroad employees, and self-employed persons. Size class 1 to 4 employees includes establishments having payroll, but no employees, during mid-March pay period. For meaning of abbreviations and symbols, see introductory text. For explanation of terms, see Appendix A. For statement on reliability, see the note at the end of the table and Appendix C]

NAICS code	Geography, kind of business, and employment size class	Establishments (number)	Paid employees for pay period including March 12 (number)	First-quarter payroll (\$1,000)	Annual payroll (\$1,000)
	NEW JERSEY—Con.				
48-49	Transportation and warehousing—Con.				
484	Truck transportation—Con.				
4842	Specialized freight trucking—Con.				
48423	Specialized freight (except used goods) trucking, long-distance—Con.				
484230	Specialized freight (except used goods) trucking, long-distance				
	All establishments	279	4 299	42 201	195 781
	Establishments with 1 to 4 employees	132	211	1 797	18 400
	Establishments with 5 to 9 employees	53	357	2 875	12 693
	Establishments with 10 to 19 employees	46	594	5 968	25 951
	Establishments with 20 to 49 employees	28	808	8 163	36 133
	Establishments with 50 to 99 employees	11	804	8 389	35 443
	Establishments with 100 to 249 employees	9	1 525	15 009	67 161
	Establishments with 250 to 499 employees	—	—	—	—
	Establishments with 500 to 999 employees	—	—	—	—
	Establishments with 1,000 employees or more	—	—	—	—
485	Transit and ground passenger transportation				
	All establishments	1 092	28 212	129 362	548 573
	Establishments with 1 to 4 employees	553	796	3 630	22 039
	Establishments with 5 to 9 employees	141	913	3 609	16 313
	Establishments with 10 to 19 employees	134	1 789	8 291	38 390
	Establishments with 20 to 49 employees	108	3 359	15 750	65 505
	Establishments with 50 to 99 employees	72	5 087	20 011	84 957
	Establishments with 100 to 249 employees	69	10 645	51 656	210 371
	Establishments with 250 to 499 employees	12	3 763	19 082	79 313
	Establishments with 500 to 999 employees	3	1 860	7 333	31 685
	Establishments with 1,000 employees or more	—	—	—	—
4851	Urban transit systems				
	All establishments	61	1 643	11 950	52 366
	Establishments with 1 to 4 employees	32	57	279	3 100
	Establishments with 5 to 9 employees	7	b	D	D
	Establishments with 10 to 19 employees	5	b	D	D
	Establishments with 20 to 49 employees	10	359	2 302	10 069
	Establishments with 50 to 99 employees	1	b	D	D
	Establishments with 100 to 249 employees	6	g	D	D
	Establishments with 250 to 499 employees	—	—	—	—
	Establishments with 500 to 999 employees	—	—	—	—
	Establishments with 1,000 employees or more	—	—	—	—
48511	Urban transit systems				
	All establishments	61	1 643	11 950	52 366
	Establishments with 1 to 4 employees	32	57	279	3 100
	Establishments with 5 to 9 employees	7	b	D	D
	Establishments with 10 to 19 employees	5	b	D	D
	Establishments with 20 to 49 employees	10	359	2 302	10 069
	Establishments with 50 to 99 employees	1	b	D	D
	Establishments with 100 to 249 employees	6	g	D	D
	Establishments with 250 to 499 employees	—	—	—	—
	Establishments with 500 to 999 employees	—	—	—	—
	Establishments with 1,000 employees or more	—	—	—	—
485112	Commuter rail systems				
	All establishments	1	a	D	D
	Establishments with 1 to 4 employees	1	a	D	D
	Establishments with 5 to 9 employees	—	—	—	—
	Establishments with 10 to 19 employees	—	—	—	—
	Establishments with 20 to 49 employees	—	—	—	—
	Establishments with 50 to 99 employees	—	—	—	—
	Establishments with 100 to 249 employees	—	—	—	—
	Establishments with 250 to 499 employees	—	—	—	—
	Establishments with 500 to 999 employees	—	—	—	—
	Establishments with 1,000 employees or more	—	—	—	—
485113	Bus and motor vehicle transit systems				
	All establishments	56	g	D	D
	Establishments with 1 to 4 employees	29	b	D	D
	Establishments with 5 to 9 employees	7	b	D	D
	Establishments with 10 to 19 employees	5	b	D	D
	Establishments with 20 to 49 employees	8	e	D	D
	Establishments with 50 to 99 employees	1	b	D	D
	Establishments with 100 to 249 employees	6	g	D	D
	Establishments with 250 to 499 employees	—	—	—	—
	Establishments with 500 to 999 employees	—	—	—	—
	Establishments with 1,000 employees or more	—	—	—	—
485119	Other urban transit systems				
	All establishments	4	b	D	D
	Establishments with 1 to 4 employees	2	a	D	D
	Establishments with 5 to 9 employees	—	—	—	—
	Establishments with 10 to 19 employees	—	—	—	—
	Establishments with 20 to 49 employees	2	b	D	D
	Establishments with 50 to 99 employees	—	—	—	—
	Establishments with 100 to 249 employees	—	—	—	—
	Establishments with 250 to 499 employees	—	—	—	—
	Establishments with 500 to 999 employees	—	—	—	—

See footnotes at end of table.

Table 2. Establishments, Employees, and Payroll by Industry and Employment Size of Establishments for the State: 2004—Con.

[Excludes most government employees, railroad employees, and self-employed persons. Size class 1 to 4 employees includes establishments having payroll, but no employees, during mid-March pay period. For meaning of abbreviations and symbols, see introductory text. For explanation of terms, see Appendix A. For statement on reliability, see the note at the end of the table and Appendix C]

NAICS code	Geography, kind of business, and employment size class	Establishments (number)	Paid employees for pay period including March 12 (number)	First-quarter payroll (\$1,000)	Annual payroll (\$1,000)
	NEW JERSEY—Con.				
48-49	Transportation and warehousing—Con.				
485	Transit and ground passenger transportation—Con.				
4851	Urban transit systems—Con.				
48511	Urban transit systems—Con.				
485119	Other urban transit systems—Con.				
	All establishments—Con.				
	Establishments with 1,000 employees or more	—	—	—	—
4852	Interurban and rural bus transportation				
	All establishments	24	2 265	15 562	68 642
	Establishments with 1 to 4 employees	10	7	36	185
	Establishments with 5 to 9 employees	1	a	D	D
	Establishments with 10 to 19 employees	2	b	D	D
	Establishments with 20 to 49 employees	1	b	D	D
	Establishments with 50 to 99 employees	4	276	1 201	5 660
	Establishments with 100 to 249 employees	3	509	4 161	17 930
	Establishments with 250 to 499 employees	2	f	D	D
	Establishments with 500 to 999 employees	1	f	D	D
	Establishments with 1,000 employees or more	—	—	—	—
48521	Interurban and rural bus transportation				
	All establishments	24	2 265	15 562	68 642
	Establishments with 1 to 4 employees	10	7	36	185
	Establishments with 5 to 9 employees	1	a	D	D
	Establishments with 10 to 19 employees	2	b	D	D
	Establishments with 20 to 49 employees	1	b	D	D
	Establishments with 50 to 99 employees	4	276	1 201	5 660
	Establishments with 100 to 249 employees	3	509	4 161	17 930
	Establishments with 250 to 499 employees	2	f	D	D
	Establishments with 500 to 999 employees	1	f	D	D
	Establishments with 1,000 employees or more	—	—	—	—
485210	Interurban and rural bus transportation				
	All establishments	24	2 265	15 562	68 642
	Establishments with 1 to 4 employees	10	7	36	185
	Establishments with 5 to 9 employees	1	a	D	D
	Establishments with 10 to 19 employees	2	b	D	D
	Establishments with 20 to 49 employees	1	b	D	D
	Establishments with 50 to 99 employees	4	276	1 201	5 660
	Establishments with 100 to 249 employees	3	509	4 161	17 930
	Establishments with 250 to 499 employees	2	f	D	D
	Establishments with 500 to 999 employees	1	f	D	D
	Establishments with 1,000 employees or more	—	—	—	—
4853	Taxi and limousine service				
	All establishments	605	5 156	25 934	116 409
	Establishments with 1 to 4 employees	379	529	2 234	12 169
	Establishments with 5 to 9 employees	97	f	D	D
	Establishments with 10 to 19 employees	79	1 014	3 935	17 517
	Establishments with 20 to 49 employees	34	f	D	D
	Establishments with 50 to 99 employees	9	f	D	D
	Establishments with 100 to 249 employees	5	696	5 394	22 045
	Establishments with 250 to 499 employees	2	f	D	D
	Establishments with 500 to 999 employees	—	—	—	—
	Establishments with 1,000 employees or more	—	—	—	—
48531	Taxi service				
	All establishments	151	728	2 795	14 079
	Establishments with 1 to 4 employees	99	156	647	4 471
	Establishments with 5 to 9 employees	30	c	D	D
	Establishments with 10 to 19 employees	18	226	842	3 825
	Establishments with 20 to 49 employees	3	b	D	D
	Establishments with 50 to 99 employees	1	b	D	D
	Establishments with 100 to 249 employees	—	—	—	—
	Establishments with 250 to 499 employees	—	—	—	—
	Establishments with 500 to 999 employees	—	—	—	—
	Establishments with 1,000 employees or more	—	—	—	—
485310	Taxi service				
	All establishments	151	728	2 795	14 079
	Establishments with 1 to 4 employees	99	156	647	4 471
	Establishments with 5 to 9 employees	30	c	D	D
	Establishments with 10 to 19 employees	18	226	842	3 825
	Establishments with 20 to 49 employees	3	b	D	D
	Establishments with 50 to 99 employees	1	b	D	D
	Establishments with 100 to 249 employees	—	—	—	—
	Establishments with 250 to 499 employees	—	—	—	—
	Establishments with 500 to 999 employees	—	—	—	—
	Establishments with 1,000 employees or more	—	—	—	—

See footnotes at end of table.

Table 2. Establishments, Employees, and Payroll by Industry and Employment Size of Establishments for the State: 2004—Con.

[Excludes most government employees, railroad employees, and self-employed persons. Size class 1 to 4 employees includes establishments having payroll, but no employees, during mid-March pay period. For meaning of abbreviations and symbols, see introductory text. For explanation of terms, see Appendix A. For statement on reliability, see the note at the end of the table and Appendix C]

NAICS code	Geography, kind of business, and employment size class	Establishments (number)	Paid employees for pay period including March 12 (number)	First-quarter payroll (\$1,000)	Annual payroll (\$1,000)
NEW JERSEY—Con.					
48-49	Transportation and warehousing—Con.				
485	Transit and ground passenger transportation—Con.				
4853	Taxi and limousine service—Con.				
48532	Limousine service				
	All establishments	454	4 428	23 139	102 330
	Establishments with 1 to 4 employees	280	373	1 587	7 698
	Establishments with 5 to 9 employees	67	440	1 521	6 573
	Establishments with 10 to 19 employees	61	788	3 093	13 692
	Establishments with 20 to 49 employees	31	f	D	D
	Establishments with 50 to 99 employees	8	f	D	D
	Establishments with 100 to 249 employees	5	696	5 394	22 045
	Establishments with 250 to 499 employees	2	f	D	D
	Establishments with 500 to 999 employees	—	—	—	—
	Establishments with 1,000 employees or more	—	—	—	—
485320	Limousine service				
	All establishments	454	4 428	23 139	102 330
	Establishments with 1 to 4 employees	280	373	1 587	7 698
	Establishments with 5 to 9 employees	67	440	1 521	6 573
	Establishments with 10 to 19 employees	61	788	3 093	13 692
	Establishments with 20 to 49 employees	31	f	D	D
	Establishments with 50 to 99 employees	8	f	D	D
	Establishments with 100 to 249 employees	5	696	5 394	22 045
	Establishments with 250 to 499 employees	2	f	D	D
	Establishments with 500 to 999 employees	—	—	—	—
	Establishments with 1,000 employees or more	—	—	—	—
4854	School and employee bus transportation				
	All establishments	238	16 338	59 831	240 507
	Establishments with 1 to 4 employees	52	66	313	2 761
	Establishments with 5 to 9 employees	15	b	D	D
	Establishments with 10 to 19 employees	22	e	D	D
	Establishments with 20 to 49 employees	40	1 282	5 190	19 335
	Establishments with 50 to 99 employees	50	3 537	13 002	51 906
	Establishments with 100 to 249 employees	49	7 450	26 879	109 246
	Establishments with 250 to 499 employees	8	2 498	8 857	34 734
	Establishments with 500 to 999 employees	2	g	D	D
	Establishments with 1,000 employees or more	—	—	—	—
48541	School and employee bus transportation				
	All establishments	238	16 338	59 831	240 507
	Establishments with 1 to 4 employees	52	66	313	2 761
	Establishments with 5 to 9 employees	15	b	D	D
	Establishments with 10 to 19 employees	22	e	D	D
	Establishments with 20 to 49 employees	40	1 282	5 190	19 335
	Establishments with 50 to 99 employees	50	3 537	13 002	51 906
	Establishments with 100 to 249 employees	49	7 450	26 879	109 246
	Establishments with 250 to 499 employees	8	2 498	8 857	34 734
	Establishments with 500 to 999 employees	2	g	D	D
	Establishments with 1,000 employees or more	—	—	—	—
485410	School and employee bus transportation				
	All establishments	238	16 338	59 831	240 507
	Establishments with 1 to 4 employees	52	66	313	2 761
	Establishments with 5 to 9 employees	15	b	D	D
	Establishments with 10 to 19 employees	22	e	D	D
	Establishments with 20 to 49 employees	40	1 282	5 190	19 335
	Establishments with 50 to 99 employees	50	3 537	13 002	51 906
	Establishments with 100 to 249 employees	49	7 450	26 879	109 246
	Establishments with 250 to 499 employees	8	2 498	8 857	34 734
	Establishments with 500 to 999 employees	2	g	D	D
	Establishments with 1,000 employees or more	—	—	—	—
4855	Charter bus industry				
	All establishments	58	1 331	8 986	37 001
	Establishments with 1 to 4 employees	29	52	355	1 430
	Establishments with 5 to 9 employees	8	b	D	D
	Establishments with 10 to 19 employees	7	c	D	D
	Establishments with 20 to 49 employees	8	248	1 507	7 486
	Establishments with 50 to 99 employees	2	c	D	D
	Establishments with 100 to 249 employees	4	692	5 420	20 314
	Establishments with 250 to 499 employees	—	—	—	—
	Establishments with 500 to 999 employees	—	—	—	—
	Establishments with 1,000 employees or more	—	—	—	—
48551	Charter bus industry				
	All establishments	58	1 331	8 986	37 001
	Establishments with 1 to 4 employees	29	52	355	1 430
	Establishments with 5 to 9 employees	8	b	D	D
	Establishments with 10 to 19 employees	7	c	D	D
	Establishments with 20 to 49 employees	8	248	1 507	7 486
	Establishments with 50 to 99 employees	2	c	D	D
	Establishments with 100 to 249 employees	4	692	5 420	20 314
	Establishments with 250 to 499 employees	—	—	—	—
	Establishments with 500 to 999 employees	—	—	—	—
	Establishments with 1,000 employees or more	—	—	—	—

See footnotes at end of table.

Table 2. Establishments, Employees, and Payroll by Industry and Employment Size of Establishments for the State: 2004—Con.

[Excludes most government employees, railroad employees, and self-employed persons. Size class 1 to 4 employees includes establishments having payroll, but no employees, during mid-March pay period. For meaning of abbreviations and symbols, see introductory text. For explanation of terms, see Appendix A. For statement on reliability, see the note at the end of the table and Appendix C]

NAICS code	Geography, kind of business, and employment size class	Establishments (number)	Paid employees for pay period including March 12 (number)	First-quarter payroll (\$1,000)	Annual payroll (\$1,000)
NEW JERSEY—Con.					
48-49	Transportation and warehousing—Con.				
485	Transit and ground passenger transportation—Con.				
4855	Charter bus industry—Con.				
48551	Charter bus industry—Con.				
485510	Charter bus industry				
	All establishments	58	1 331	8 986	37 001
	Establishments with 1 to 4 employees	29	52	355	1 430
	Establishments with 5 to 9 employees	8	b	D	D
	Establishments with 10 to 19 employees	7	c	D	D
	Establishments with 20 to 49 employees	8	248	1 507	7 486
	Establishments with 50 to 99 employees	2	c	D	D
	Establishments with 100 to 249 employees	4	692	5 420	20 314
	Establishments with 250 to 499 employees	—	—	—	—
	Establishments with 500 to 999 employees	—	—	—	—
	Establishments with 1,000 employees or more	—	—	—	—
4859	Other transit and ground passenger transportation				
	All establishments	106	1 479	7 099	33 648
	Establishments with 1 to 4 employees	51	85	413	2 394
	Establishments with 5 to 9 employees	13	b	D	D
	Establishments with 10 to 19 employees	19	270	1 644	9 417
	Establishments with 20 to 49 employees	15	e	D	D
	Establishments with 50 to 99 employees	6	347	1 506	6 454
	Establishments with 100 to 249 employees	2	c	D	D
	Establishments with 250 to 499 employees	—	—	—	—
	Establishments with 500 to 999 employees	—	—	—	—
	Establishments with 1,000 employees or more	—	—	—	—
48599	Other transit and ground passenger transportation				
	All establishments	106	1 479	7 099	33 648
	Establishments with 1 to 4 employees	51	85	413	2 394
	Establishments with 5 to 9 employees	13	b	D	D
	Establishments with 10 to 19 employees	19	270	1 644	9 417
	Establishments with 20 to 49 employees	15	e	D	D
	Establishments with 50 to 99 employees	6	347	1 506	6 454
	Establishments with 100 to 249 employees	2	c	D	D
	Establishments with 250 to 499 employees	—	—	—	—
	Establishments with 500 to 999 employees	—	—	—	—
	Establishments with 1,000 employees or more	—	—	—	—
485991	Special needs transportation				
	All establishments	70	1 200	5 972	28 513
	Establishments with 1 to 4 employees	26	51	203	1 329
	Establishments with 5 to 9 employees	9	b	D	D
	Establishments with 10 to 19 employees	16	232	1 512	8 857
	Establishments with 20 to 49 employees	12	e	D	D
	Establishments with 50 to 99 employees	6	347	1 506	6 454
	Establishments with 100 to 249 employees	1	c	D	D
	Establishments with 250 to 499 employees	—	—	—	—
	Establishments with 500 to 999 employees	—	—	—	—
	Establishments with 1,000 employees or more	—	—	—	—
485999	All other transit and ground passenger transportation				
	All establishments	36	279	1 127	5 135
	Establishments with 1 to 4 employees	25	34	210	1 065
	Establishments with 5 to 9 employees	4	b	D	D
	Establishments with 10 to 19 employees	3	38	132	560
	Establishments with 20 to 49 employees	3	b	D	D
	Establishments with 50 to 99 employees	—	—	—	—
	Establishments with 100 to 249 employees	1	c	D	D
	Establishments with 250 to 499 employees	—	—	—	—
	Establishments with 500 to 999 employees	—	—	—	—
	Establishments with 1,000 employees or more	—	—	—	—
486	Pipeline transportation				
	All establishments	29	254	4 737	17 494
	Establishments with 1 to 4 employees	16	b	D	D
	Establishments with 5 to 9 employees	3	a	D	D
	Establishments with 10 to 19 employees	6	b	D	D
	Establishments with 20 to 49 employees	4	c	D	D
	Establishments with 50 to 99 employees	—	—	—	—
	Establishments with 100 to 249 employees	—	—	—	—
	Establishments with 250 to 499 employees	—	—	—	—
	Establishments with 500 to 999 employees	—	—	—	—
	Establishments with 1,000 employees or more	—	—	—	—
4862	Pipeline transportation of natural gas				
	All establishments	21	c	D	D
	Establishments with 1 to 4 employees	12	a	D	D
	Establishments with 5 to 9 employees	3	a	D	D
	Establishments with 10 to 19 employees	5	b	D	D
	Establishments with 20 to 49 employees	1	b	D	D
	Establishments with 50 to 99 employees	—	—	—	—
	Establishments with 100 to 249 employees	—	—	—	—
	Establishments with 250 to 499 employees	—	—	—	—
	Establishments with 500 to 999 employees	—	—	—	—
	Establishments with 1,000 employees or more	—	—	—	—

See footnotes at end of table.

Table 2. Establishments, Employees, and Payroll by Industry and Employment Size of Establishments for the State: 2004—Con.

[Excludes most government employees, railroad employees, and self-employed persons. Size class 1 to 4 employees includes establishments having payroll, but no employees, during mid-March pay period. For meaning of abbreviations and symbols, see introductory text. For explanation of terms, see Appendix A. For statement on reliability, see the note at the end of the table and Appendix C]

NAICS code	Geography, kind of business, and employment size class	Establishments (number)	Paid employees for pay period including March 12 (number)	First-quarter payroll (\$1,000)	Annual payroll (\$1,000)
NEW JERSEY—Con.					
48-49	Transportation and warehousing—Con.				
486	Pipeline transportation—Con.				
4862	Pipeline transportation of natural gas—Con.				
48621	Pipeline transportation of natural gas				
	All establishments	21	c	D	D
	Establishments with 1 to 4 employees	12	a	D	D
	Establishments with 5 to 9 employees	3	a	D	D
	Establishments with 10 to 19 employees	5	b	D	D
	Establishments with 20 to 49 employees	1	b	D	D
	Establishments with 50 to 99 employees	—	—	—	—
	Establishments with 100 to 249 employees	—	—	—	—
	Establishments with 250 to 499 employees	—	—	—	—
	Establishments with 500 to 999 employees	—	—	—	—
	Establishments with 1,000 employees or more	—	—	—	—
486210	Pipeline transportation of natural gas				
	All establishments	21	c	D	D
	Establishments with 1 to 4 employees	12	a	D	D
	Establishments with 5 to 9 employees	3	a	D	D
	Establishments with 10 to 19 employees	5	b	D	D
	Establishments with 20 to 49 employees	1	b	D	D
	Establishments with 50 to 99 employees	—	—	—	—
	Establishments with 100 to 249 employees	—	—	—	—
	Establishments with 250 to 499 employees	—	—	—	—
	Establishments with 500 to 999 employees	—	—	—	—
	Establishments with 1,000 employees or more	—	—	—	—
4869	Other pipeline transportation				
	All establishments	8	c	D	D
	Establishments with 1 to 4 employees	4	a	D	D
	Establishments with 5 to 9 employees	—	—	—	—
	Establishments with 10 to 19 employees	1	a	D	D
	Establishments with 20 to 49 employees	3	b	D	D
	Establishments with 50 to 99 employees	—	—	—	—
	Establishments with 100 to 249 employees	—	—	—	—
	Establishments with 250 to 499 employees	—	—	—	—
	Establishments with 500 to 999 employees	—	—	—	—
	Establishments with 1,000 employees or more	—	—	—	—
48691	Pipeline transportation of refined petroleum products				
	All establishments	6	c	D	D
	Establishments with 1 to 4 employees	2	a	D	D
	Establishments with 5 to 9 employees	—	—	—	—
	Establishments with 10 to 19 employees	1	a	D	D
	Establishments with 20 to 49 employees	3	b	D	D
	Establishments with 50 to 99 employees	—	—	—	—
	Establishments with 100 to 249 employees	—	—	—	—
	Establishments with 250 to 499 employees	—	—	—	—
	Establishments with 500 to 999 employees	—	—	—	—
	Establishments with 1,000 employees or more	—	—	—	—
486910	Pipeline transportation of refined petroleum products				
	All establishments	6	c	D	D
	Establishments with 1 to 4 employees	2	a	D	D
	Establishments with 5 to 9 employees	—	—	—	—
	Establishments with 10 to 19 employees	1	a	D	D
	Establishments with 20 to 49 employees	3	b	D	D
	Establishments with 50 to 99 employees	—	—	—	—
	Establishments with 100 to 249 employees	—	—	—	—
	Establishments with 250 to 499 employees	—	—	—	—
	Establishments with 500 to 999 employees	—	—	—	—
	Establishments with 1,000 employees or more	—	—	—	—
48699	All other pipeline transportation				
	All establishments	2	a	D	D
	Establishments with 1 to 4 employees	2	a	D	D
	Establishments with 5 to 9 employees	—	—	—	—
	Establishments with 10 to 19 employees	—	—	—	—
	Establishments with 20 to 49 employees	—	—	—	—
	Establishments with 50 to 99 employees	—	—	—	—
	Establishments with 100 to 249 employees	—	—	—	—
	Establishments with 250 to 499 employees	—	—	—	—
	Establishments with 500 to 999 employees	—	—	—	—
	Establishments with 1,000 employees or more	—	—	—	—
486990	All other pipeline transportation				
	All establishments	2	a	D	D
	Establishments with 1 to 4 employees	2	a	D	D
	Establishments with 5 to 9 employees	—	—	—	—
	Establishments with 10 to 19 employees	—	—	—	—
	Establishments with 20 to 49 employees	—	—	—	—
	Establishments with 50 to 99 employees	—	—	—	—
	Establishments with 100 to 249 employees	—	—	—	—
	Establishments with 250 to 499 employees	—	—	—	—
	Establishments with 500 to 999 employees	—	—	—	—
	Establishments with 1,000 employees or more	—	—	—	—

See footnotes at end of table.

Table 2. Establishments, Employees, and Payroll by Industry and Employment Size of Establishments for the State: 2004—Con.

[Excludes most government employees, railroad employees, and self-employed persons. Size class 1 to 4 employees includes establishments having payroll, but no employees, during mid-March pay period. For meaning of abbreviations and symbols, see introductory text. For explanation of terms, see Appendix A. For statement on reliability, see the note at the end of the table and Appendix C]

NAICS code	Geography, kind of business, and employment size class	Establishments (number)	Paid employees for pay period including March 12 (number)	First-quarter payroll (\$1,000)	Annual payroll (\$1,000)
	NEW JERSEY—Con.				
48-49	Transportation and warehousing—Con.				
487	Scenic and sightseeing transportation				
	All establishments	107	629	2 880	20 500
	Establishments with 1 to 4 employees	92	b	D	D
	Establishments with 5 to 9 employees	6	b	D	D
	Establishments with 10 to 19 employees	2	b	D	D
	Establishments with 20 to 49 employees	4	c	D	D
	Establishments with 50 to 99 employees	2	c	D	D
	Establishments with 100 to 249 employees	1	c	D	D
	Establishments with 250 to 499 employees	—	—	—	—
	Establishments with 500 to 999 employees	—	—	—	—
	Establishments with 1,000 employees or more	—	—	—	—
4871	Scenic and sightseeing transportation, land				
	All establishments	18	311	1 842	11 755
	Establishments with 1 to 4 employees	14	a	D	D
	Establishments with 5 to 9 employees	—	—	—	—
	Establishments with 10 to 19 employees	—	—	—	—
	Establishments with 20 to 49 employees	3	c	D	D
	Establishments with 50 to 99 employees	—	—	—	—
	Establishments with 100 to 249 employees	1	c	D	D
	Establishments with 250 to 499 employees	—	—	—	—
	Establishments with 500 to 999 employees	—	—	—	—
	Establishments with 1,000 employees or more	—	—	—	—
48711	Scenic and sightseeing transportation, land				
	All establishments	18	311	1 842	11 755
	Establishments with 1 to 4 employees	14	a	D	D
	Establishments with 5 to 9 employees	—	—	—	—
	Establishments with 10 to 19 employees	—	—	—	—
	Establishments with 20 to 49 employees	3	c	D	D
	Establishments with 50 to 99 employees	—	—	—	—
	Establishments with 100 to 249 employees	1	c	D	D
	Establishments with 250 to 499 employees	—	—	—	—
	Establishments with 500 to 999 employees	—	—	—	—
	Establishments with 1,000 employees or more	—	—	—	—
487110	Scenic and sightseeing transportation, land				
	All establishments	18	311	1 842	11 755
	Establishments with 1 to 4 employees	14	a	D	D
	Establishments with 5 to 9 employees	—	—	—	—
	Establishments with 10 to 19 employees	—	—	—	—
	Establishments with 20 to 49 employees	3	c	D	D
	Establishments with 50 to 99 employees	—	—	—	—
	Establishments with 100 to 249 employees	1	c	D	D
	Establishments with 250 to 499 employees	—	—	—	—
	Establishments with 500 to 999 employees	—	—	—	—
	Establishments with 1,000 employees or more	—	—	—	—
4872	Scenic and sightseeing transportation, water				
	All establishments	83	e	D	D
	Establishments with 1 to 4 employees	73	b	D	D
	Establishments with 5 to 9 employees	6	b	D	D
	Establishments with 10 to 19 employees	2	b	D	D
	Establishments with 20 to 49 employees	1	b	D	D
	Establishments with 50 to 99 employees	1	b	D	D
	Establishments with 100 to 249 employees	—	—	—	—
	Establishments with 250 to 499 employees	—	—	—	—
	Establishments with 500 to 999 employees	—	—	—	—
	Establishments with 1,000 employees or more	—	—	—	—
48721	Scenic and sightseeing transportation, water				
	All establishments	83	e	D	D
	Establishments with 1 to 4 employees	73	b	D	D
	Establishments with 5 to 9 employees	6	b	D	D
	Establishments with 10 to 19 employees	2	b	D	D
	Establishments with 20 to 49 employees	1	b	D	D
	Establishments with 50 to 99 employees	1	b	D	D
	Establishments with 100 to 249 employees	—	—	—	—
	Establishments with 250 to 499 employees	—	—	—	—
	Establishments with 500 to 999 employees	—	—	—	—
	Establishments with 1,000 employees or more	—	—	—	—
487210	Scenic and sightseeing transportation, water				
	All establishments	83	e	D	D
	Establishments with 1 to 4 employees	73	b	D	D
	Establishments with 5 to 9 employees	6	b	D	D
	Establishments with 10 to 19 employees	2	b	D	D
	Establishments with 20 to 49 employees	1	b	D	D
	Establishments with 50 to 99 employees	1	b	D	D
	Establishments with 100 to 249 employees	—	—	—	—
	Establishments with 250 to 499 employees	—	—	—	—
	Establishments with 500 to 999 employees	—	—	—	—
	Establishments with 1,000 employees or more	—	—	—	—

See footnotes at end of table.

Table 2. Establishments, Employees, and Payroll by Industry and Employment Size of Establishments for the State: 2004—Con.

[Excludes most government employees, railroad employees, and self-employed persons. Size class 1 to 4 employees includes establishments having payroll, but no employees, during mid-March pay period. For meaning of abbreviations and symbols, see introductory text. For explanation of terms, see Appendix A. For statement on reliability, see the note at the end of the table and Appendix C]

NAICS code	Geography, kind of business, and employment size class	Establishments (number)	Paid employees for pay period including March 12 (number)	First-quarter payroll (\$1,000)	Annual payroll (\$1,000)
	NEW JERSEY—Con.				
48-49	Transportation and warehousing—Con.				
487	Scenic and sightseeing transportation—Con.				
4879	Scenic and sightseeing transportation, other				
	All establishments	6	b	D	D
	Establishments with 1 to 4 employees	5	a	D	D
	Establishments with 5 to 9 employees	—	—	—	—
	Establishments with 10 to 19 employees	—	—	—	—
	Establishments with 20 to 49 employees	—	—	—	—
	Establishments with 50 to 99 employees	1	b	D	D
	Establishments with 100 to 249 employees	—	—	—	—
	Establishments with 250 to 499 employees	—	—	—	—
	Establishments with 500 to 999 employees	—	—	—	—
	Establishments with 1,000 employees or more	—	—	—	—
48799	Scenic and sightseeing transportation, other				
	All establishments	6	b	D	D
	Establishments with 1 to 4 employees	5	a	D	D
	Establishments with 5 to 9 employees	—	—	—	—
	Establishments with 10 to 19 employees	—	—	—	—
	Establishments with 20 to 49 employees	—	—	—	—
	Establishments with 50 to 99 employees	1	b	D	D
	Establishments with 100 to 249 employees	—	—	—	—
	Establishments with 250 to 499 employees	—	—	—	—
	Establishments with 500 to 999 employees	—	—	—	—
	Establishments with 1,000 employees or more	—	—	—	—
487990	Scenic and sightseeing transportation, other				
	All establishments	6	b	D	D
	Establishments with 1 to 4 employees	5	a	D	D
	Establishments with 5 to 9 employees	—	—	—	—
	Establishments with 10 to 19 employees	—	—	—	—
	Establishments with 20 to 49 employees	—	—	—	—
	Establishments with 50 to 99 employees	1	b	D	D
	Establishments with 100 to 249 employees	—	—	—	—
	Establishments with 250 to 499 employees	—	—	—	—
	Establishments with 500 to 999 employees	—	—	—	—
	Establishments with 1,000 employees or more	—	—	—	—
488	Support activities for transportation				
	All establishments	1 331	22 416	269 369	1 187 560
	Establishments with 1 to 4 employees	706	1 246	11 463	68 577
	Establishments with 5 to 9 employees	263	1 711	17 002	80 334
	Establishments with 10 to 19 employees	164	2 244	23 917	98 933
	Establishments with 20 to 49 employees	116	3 603	41 319	174 723
	Establishments with 50 to 99 employees	43	2 840	32 373	132 008
	Establishments with 100 to 249 employees	24	3 993	55 655	243 280
	Establishments with 250 to 499 employees	11	3 778	41 285	173 768
	Establishments with 500 to 999 employees	3	g	D	D
	Establishments with 1,000 employees or more	1	g	D	D
4881	Support activities for air transportation				
	All establishments	91	3 267	27 711	113 414
	Establishments with 1 to 4 employees	36	56	474	5 603
	Establishments with 5 to 9 employees	16	97	710	2 976
	Establishments with 10 to 19 employees	13	165	1 426	6 576
	Establishments with 20 to 49 employees	11	345	3 954	17 308
	Establishments with 50 to 99 employees	7	454	4 646	19 184
	Establishments with 100 to 249 employees	5	1 037	8 810	33 587
	Establishments with 250 to 499 employees	3	1 113	7 691	28 180
	Establishments with 500 to 999 employees	—	—	—	—
	Establishments with 1,000 employees or more	—	—	—	—
48811	Airport operations				
	All establishments	35	2 171	15 031	58 808
	Establishments with 1 to 4 employees	9	13	91	373
	Establishments with 5 to 9 employees	7	43	293	1 228
	Establishments with 10 to 19 employees	3	32	185	759
	Establishments with 20 to 49 employees	6	188	1 925	8 277
	Establishments with 50 to 99 employees	5	e	D	D
	Establishments with 100 to 249 employees	2	e	D	D
	Establishments with 250 to 499 employees	3	1 113	7 691	28 180
	Establishments with 500 to 999 employees	—	—	—	—
	Establishments with 1,000 employees or more	—	—	—	—
488111	Air traffic control				
	All establishments	2	a	D	D
	Establishments with 1 to 4 employees	1	a	D	D
	Establishments with 5 to 9 employees	1	a	D	D
	Establishments with 10 to 19 employees	—	—	—	—
	Establishments with 20 to 49 employees	—	—	—	—
	Establishments with 50 to 99 employees	—	—	—	—
	Establishments with 100 to 249 employees	—	—	—	—
	Establishments with 250 to 499 employees	—	—	—	—
	Establishments with 500 to 999 employees	—	—	—	—
	Establishments with 1,000 employees or more	—	—	—	—

See footnotes at end of table.

Table 2. Establishments, Employees, and Payroll by Industry and Employment Size of Establishments for the State: 2004—Con.

[Excludes most government employees, railroad employees, and self-employed persons. Size class 1 to 4 employees includes establishments having payroll, but no employees, during mid-March pay period. For meaning of abbreviations and symbols, see introductory text. For explanation of terms, see Appendix A. For statement on reliability, see the note at the end of the table and Appendix C]

NAICS code	Geography, kind of business, and employment size class	Establishments (number)	Paid employees for pay period including March 12 (number)	First-quarter payroll (\$1,000)	Annual payroll (\$1,000)
	NEW JERSEY—Con.				
48-49	Transportation and warehousing—Con.				
488	Support activities for transportation—Con.				
4881	Support activities for air transportation—Con.				
48811	Airport operations—Con.				
488119	Other airport operations				
	All establishments	33	g	D	D
	Establishments with 1 to 4 employees	8	a	D	D
	Establishments with 5 to 9 employees	6	b	D	D
	Establishments with 10 to 19 employees	3	32	185	759
	Establishments with 20 to 49 employees	3	188	1 925	8 277
	Establishments with 50 to 99 employees	3	e	D	D
	Establishments with 100 to 249 employees	2	e	D	D
	Establishments with 250 to 499 employees	2	1 113	7 691	28 180
	Establishments with 500 to 999 employees	—	—	—	—
	Establishments with 1,000 employees or more	—	—	—	—
48819	Other support activities for air transportation				
	All establishments	56	1 096	12 680	54 606
	Establishments with 1 to 4 employees	27	43	383	5 230
	Establishments with 5 to 9 employees	9	54	417	1 748
	Establishments with 10 to 19 employees	10	133	1 241	5 817
	Establishments with 20 to 49 employees	5	157	2 029	9 031
	Establishments with 50 to 99 employees	2	c	D	D
	Establishments with 100 to 249 employees	3	f	D	D
	Establishments with 250 to 499 employees	—	—	—	—
	Establishments with 500 to 999 employees	—	—	—	—
	Establishments with 1,000 employees or more	—	—	—	—
488190	Other support activities for air transportation				
	All establishments	56	1 096	12 680	54 606
	Establishments with 1 to 4 employees	27	43	383	5 230
	Establishments with 5 to 9 employees	9	54	417	1 748
	Establishments with 10 to 19 employees	10	133	1 241	5 817
	Establishments with 20 to 49 employees	5	157	2 029	9 031
	Establishments with 50 to 99 employees	2	c	D	D
	Establishments with 100 to 249 employees	3	f	D	D
	Establishments with 250 to 499 employees	—	—	—	—
	Establishments with 500 to 999 employees	—	—	—	—
	Establishments with 1,000 employees or more	—	—	—	—
4882	Support activities for rail transportation				
	All establishments	21	354	4 332	18 089
	Establishments with 1 to 4 employees	10	a	D	D
	Establishments with 5 to 9 employees	4	b	D	D
	Establishments with 10 to 19 employees	—	—	—	—
	Establishments with 20 to 49 employees	5	166	2 378	8 022
	Establishments with 50 to 99 employees	2	c	D	D
	Establishments with 100 to 249 employees	—	—	—	—
	Establishments with 250 to 499 employees	—	—	—	—
	Establishments with 500 to 999 employees	—	—	—	—
	Establishments with 1,000 employees or more	—	—	—	—
48821	Support activities for rail transportation				
	All establishments	21	354	4 332	18 089
	Establishments with 1 to 4 employees	10	a	D	D
	Establishments with 5 to 9 employees	4	b	D	D
	Establishments with 10 to 19 employees	—	—	—	—
	Establishments with 20 to 49 employees	5	166	2 378	8 022
	Establishments with 50 to 99 employees	2	c	D	D
	Establishments with 100 to 249 employees	—	—	—	—
	Establishments with 250 to 499 employees	—	—	—	—
	Establishments with 500 to 999 employees	—	—	—	—
	Establishments with 1,000 employees or more	—	—	—	—
488210	Support activities for rail transportation				
	All establishments	21	354	4 332	18 089
	Establishments with 1 to 4 employees	10	a	D	D
	Establishments with 5 to 9 employees	4	b	D	D
	Establishments with 10 to 19 employees	—	—	—	—
	Establishments with 20 to 49 employees	5	166	2 378	8 022
	Establishments with 50 to 99 employees	2	c	D	D
	Establishments with 100 to 249 employees	—	—	—	—
	Establishments with 250 to 499 employees	—	—	—	—
	Establishments with 500 to 999 employees	—	—	—	—
	Establishments with 1,000 employees or more	—	—	—	—
4883	Support activities for water transportation				
	All establishments	84	5 700	86 518	391 690
	Establishments with 1 to 4 employees	38	b	D	D
	Establishments with 5 to 9 employees	10	b	D	D
	Establishments with 10 to 19 employees	10	c	D	D
	Establishments with 20 to 49 employees	8	260	3 888	17 230
	Establishments with 50 to 99 employees	6	e	D	D
	Establishments with 100 to 249 employees	6	g	D	D
	Establishments with 250 to 499 employees	2	f	D	D
	Establishments with 500 to 999 employees	3	g	D	D
	Establishments with 1,000 employees or more	1	g	D	D

See footnotes at end of table.

Table 2. Establishments, Employees, and Payroll by Industry and Employment Size of Establishments for the State: 2004—Con.

[Excludes most government employees, railroad employees, and self-employed persons. Size class 1 to 4 employees includes establishments having payroll, but no employees, during mid-March pay period. For meaning of abbreviations and symbols, see introductory text. For explanation of terms, see Appendix A. For statement on reliability, see the note at the end of the table and Appendix C]

NAICS code	Geography, kind of business, and employment size class	Establishments (number)	Paid employees for pay period including March 12 (number)	First-quarter payroll (\$1,000)	Annual payroll (\$1,000)
	NEW JERSEY—Con.				
48-49	Transportation and warehousing—Con.				
488	Support activities for transportation—Con.				
4883	Support activities for water transportation—Con.				
48831	Port and harbor operations				
	All establishments	6	c	D	D
	Establishments with 1 to 4 employees	3	a	D	D
	Establishments with 5 to 9 employees	—	—	—	—
	Establishments with 10 to 19 employees	1	a	D	D
	Establishments with 20 to 49 employees	—	—	—	—
	Establishments with 50 to 99 employees	1	b	D	D
	Establishments with 100 to 249 employees	1	c	D	D
	Establishments with 250 to 499 employees	—	—	—	—
	Establishments with 500 to 999 employees	—	—	—	—
	Establishments with 1,000 employees or more	—	—	—	—
488310	Port and harbor operations				
	All establishments	6	c	D	D
	Establishments with 1 to 4 employees	3	a	D	D
	Establishments with 5 to 9 employees	—	—	—	—
	Establishments with 10 to 19 employees	1	a	D	D
	Establishments with 20 to 49 employees	—	—	—	—
	Establishments with 50 to 99 employees	1	b	D	D
	Establishments with 100 to 249 employees	1	c	D	D
	Establishments with 250 to 499 employees	—	—	—	—
	Establishments with 500 to 999 employees	—	—	—	—
	Establishments with 1,000 employees or more	—	—	—	—
48832	Marine cargo handling				
	All establishments	26	4 685	74 847	340 085
	Establishments with 1 to 4 employees	10	15	230	3 002
	Establishments with 5 to 9 employees	2	a	D	D
	Establishments with 10 to 19 employees	1	a	D	D
	Establishments with 20 to 49 employees	3	b	D	D
	Establishments with 50 to 99 employees	—	—	—	—
	Establishments with 100 to 249 employees	4	769	16 151	68 198
	Establishments with 250 to 499 employees	2	f	D	D
	Establishments with 500 to 999 employees	3	g	D	D
	Establishments with 1,000 employees or more	1	g	D	D
488320	Marine cargo handling				
	All establishments	26	4 685	74 847	340 085
	Establishments with 1 to 4 employees	10	15	230	3 002
	Establishments with 5 to 9 employees	2	a	D	D
	Establishments with 10 to 19 employees	1	a	D	D
	Establishments with 20 to 49 employees	3	b	D	D
	Establishments with 50 to 99 employees	—	—	—	—
	Establishments with 100 to 249 employees	4	769	16 151	68 198
	Establishments with 250 to 499 employees	2	f	D	D
	Establishments with 500 to 999 employees	3	g	D	D
	Establishments with 1,000 employees or more	1	g	D	D
48833	Navigational services to shipping and salvage				
	All establishments	17	c	D	D
	Establishments with 1 to 4 employees	11	a	D	D
	Establishments with 5 to 9 employees	2	a	D	D
	Establishments with 10 to 19 employees	2	b	D	D
	Establishments with 20 to 49 employees	1	b	D	D
	Establishments with 50 to 99 employees	—	—	—	—
	Establishments with 100 to 249 employees	1	c	D	D
	Establishments with 250 to 499 employees	—	—	—	—
	Establishments with 500 to 999 employees	—	—	—	—
	Establishments with 1,000 employees or more	—	—	—	—
488330	Navigational services to shipping and salvage				
	All establishments	17	c	D	D
	Establishments with 1 to 4 employees	11	a	D	D
	Establishments with 5 to 9 employees	2	a	D	D
	Establishments with 10 to 19 employees	2	b	D	D
	Establishments with 20 to 49 employees	1	b	D	D
	Establishments with 50 to 99 employees	—	—	—	—
	Establishments with 100 to 249 employees	1	c	D	D
	Establishments with 250 to 499 employees	—	—	—	—
	Establishments with 500 to 999 employees	—	—	—	—
	Establishments with 1,000 employees or more	—	—	—	—
48839	Other support activities for water transportation				
	All establishments	35	596	7 377	32 221
	Establishments with 1 to 4 employees	14	b	D	D
	Establishments with 5 to 9 employees	6	b	D	D
	Establishments with 10 to 19 employees	6	b	D	D
	Establishments with 20 to 49 employees	4	c	D	D
	Establishments with 50 to 99 employees	5	307	3 841	16 556
	Establishments with 100 to 249 employees	—	—	—	—
	Establishments with 250 to 499 employees	—	—	—	—
	Establishments with 500 to 999 employees	—	—	—	—
	Establishments with 1,000 employees or more	—	—	—	—

See footnotes at end of table.

Table 2. Establishments, Employees, and Payroll by Industry and Employment Size of Establishments for the State: 2004—Con.

[Excludes most government employees, railroad employees, and self-employed persons. Size class 1 to 4 employees includes establishments having payroll, but no employees, during mid-March pay period. For meaning of abbreviations and symbols, see introductory text. For explanation of terms, see Appendix A. For statement on reliability, see the note at the end of the table and Appendix C]

NAICS code	Geography, kind of business, and employment size class	Establishments (number)	Paid employees for pay period including March 12 (number)	First-quarter payroll (\$1,000)	Annual payroll (\$1,000)
	NEW JERSEY—Con.				
48-49	Transportation and warehousing—Con.				
488	Support activities for transportation—Con.				
4883	Support activities for water transportation—Con.				
48839	Other support activities for water transportation—Con.				
488390	Other support activities for water transportation				
	All establishments	35	596	7 377	32 221
	Establishments with 1 to 4 employees	14	b	D	D
	Establishments with 5 to 9 employees	6	b	D	D
	Establishments with 10 to 19 employees	4	c	D	D
	Establishments with 20 to 49 employees	5	307	3 841	16 556
	Establishments with 50 to 99 employees	—	—	—	—
	Establishments with 100 to 249 employees	—	—	—	—
	Establishments with 250 to 499 employees	—	—	—	—
	Establishments with 500 to 999 employees	—	—	—	—
	Establishments with 1,000 employees or more	—	—	—	—
4884	Support activities for road transportation				
	All establishments	311	2 086	13 068	58 549
	Establishments with 1 to 4 employees	196	e	D	D
	Establishments with 5 to 9 employees	60	e	D	D
	Establishments with 10 to 19 employees	35	e	D	D
	Establishments with 20 to 49 employees	18	528	3 879	17 039
	Establishments with 50 to 99 employees	1	b	D	D
	Establishments with 100 to 249 employees	—	—	—	—
	Establishments with 250 to 499 employees	1	e	D	D
	Establishments with 500 to 999 employees	—	—	—	—
	Establishments with 1,000 employees or more	—	—	—	—
48841	Motor vehicle towing				
	All establishments	261	1 482	9 606	40 608
	Establishments with 1 to 4 employees	162	e	D	D
	Establishments with 5 to 9 employees	55	e	D	D
	Establishments with 10 to 19 employees	29	397	2 720	11 787
	Establishments with 20 to 49 employees	15	430	3 123	13 095
	Establishments with 50 to 99 employees	—	—	—	—
	Establishments with 100 to 249 employees	—	—	—	—
	Establishments with 250 to 499 employees	—	—	—	—
	Establishments with 500 to 999 employees	—	—	—	—
	Establishments with 1,000 employees or more	—	—	—	—
488410	Motor vehicle towing				
	All establishments	261	1 482	9 606	40 608
	Establishments with 1 to 4 employees	162	e	D	D
	Establishments with 5 to 9 employees	55	e	D	D
	Establishments with 10 to 19 employees	29	397	2 720	11 787
	Establishments with 20 to 49 employees	15	430	3 123	13 095
	Establishments with 50 to 99 employees	—	—	—	—
	Establishments with 100 to 249 employees	—	—	—	—
	Establishments with 250 to 499 employees	—	—	—	—
	Establishments with 500 to 999 employees	—	—	—	—
	Establishments with 1,000 employees or more	—	—	—	—
48849	Other support activities for road transportation				
	All establishments	50	604	3 462	17 941
	Establishments with 1 to 4 employees	34	b	D	D
	Establishments with 5 to 9 employees	5	b	D	D
	Establishments with 10 to 19 employees	6	b	D	D
	Establishments with 20 to 49 employees	3	98	756	3 944
	Establishments with 50 to 99 employees	1	b	D	D
	Establishments with 100 to 249 employees	—	—	—	—
	Establishments with 250 to 499 employees	1	e	D	D
	Establishments with 500 to 999 employees	—	—	—	—
	Establishments with 1,000 employees or more	—	—	—	—
488490	Other support activities for road transportation				
	All establishments	50	604	3 462	17 941
	Establishments with 1 to 4 employees	34	b	D	D
	Establishments with 5 to 9 employees	5	b	D	D
	Establishments with 10 to 19 employees	6	b	D	D
	Establishments with 20 to 49 employees	3	98	756	3 944
	Establishments with 50 to 99 employees	1	b	D	D
	Establishments with 100 to 249 employees	—	—	—	—
	Establishments with 250 to 499 employees	1	e	D	D
	Establishments with 500 to 999 employees	—	—	—	—
	Establishments with 1,000 employees or more	—	—	—	—
4885	Freight transportation arrangement				
	All establishments	751	9 981	130 067	570 663
	Establishments with 1 to 4 employees	389	730	7 654	41 964
	Establishments with 5 to 9 employees	159	1 029	12 148	60 264
	Establishments with 10 to 19 employees	93	1 263	16 381	66 153
	Establishments with 20 to 49 employees	70	2 147	25 767	108 856
	Establishments with 50 to 99 employees	25	1 641	19 718	76 941
	Establishments with 100 to 249 employees	10	1 556	26 557	122 850
	Establishments with 250 to 499 employees	5	1 615	21 842	93 635
	Establishments with 500 to 999 employees	—	—	—	—
	Establishments with 1,000 employees or more	—	—	—	—

See footnotes at end of table.

Table 2. Establishments, Employees, and Payroll by Industry and Employment Size of Establishments for the State: 2004—Con.

[Excludes most government employees, railroad employees, and self-employed persons. Size class 1 to 4 employees includes establishments having payroll, but no employees, during mid-March pay period. For meaning of abbreviations and symbols, see introductory text. For explanation of terms, see Appendix A. For statement on reliability, see the note at the end of the table and Appendix C]

NAICS code	Geography, kind of business, and employment size class	Establishments (number)	Paid employees for pay period including March 12 (number)	First-quarter payroll (\$1,000)	Annual payroll (\$1,000)
	NEW JERSEY—Con.				
48-49	Transportation and warehousing—Con.				
488	Support activities for transportation—Con.				
4885	Freight transportation arrangement—Con.				
48851	Freight transportation arrangement				
	All establishments	751	9 981	130 067	570 663
	Establishments with 1 to 4 employees	389	730	7 654	41 964
	Establishments with 5 to 9 employees	159	1 029	12 148	60 264
	Establishments with 10 to 19 employees	93	1 263	16 381	66 153
	Establishments with 20 to 49 employees	70	2 147	25 767	108 856
	Establishments with 50 to 99 employees	25	1 641	19 718	76 941
	Establishments with 100 to 249 employees	10	1 556	26 557	122 850
	Establishments with 250 to 499 employees	5	1 615	21 842	93 635
	Establishments with 500 to 999 employees	—	—	—	—
	Establishments with 1,000 employees or more	—	—	—	—
488510	Freight transportation arrangement				
	All establishments	751	9 981	130 067	570 663
	Establishments with 1 to 4 employees	389	730	7 654	41 964
	Establishments with 5 to 9 employees	159	1 029	12 148	60 264
	Establishments with 10 to 19 employees	93	1 263	16 381	66 153
	Establishments with 20 to 49 employees	70	2 147	25 767	108 856
	Establishments with 50 to 99 employees	25	1 641	19 718	76 941
	Establishments with 100 to 249 employees	10	1 556	26 557	122 850
	Establishments with 250 to 499 employees	5	1 615	21 842	93 635
	Establishments with 500 to 999 employees	—	—	—	—
	Establishments with 1,000 employees or more	—	—	—	—
4889	Other support activities for transportation				
	All establishments	73	1 028	7 673	35 155
	Establishments with 1 to 4 employees	37	53	544	3 761
	Establishments with 5 to 9 employees	14	104	788	3 115
	Establishments with 10 to 19 employees	13	c	D	D
	Establishments with 20 to 49 employees	4	157	1 453	6 268
	Establishments with 50 to 99 employees	2	c	D	D
	Establishments with 100 to 249 employees	3	e	D	D
	Establishments with 250 to 499 employees	—	—	—	—
	Establishments with 500 to 999 employees	—	—	—	—
	Establishments with 1,000 employees or more	—	—	—	—
48899	Other support activities for transportation				
	All establishments	73	1 028	7 673	35 155
	Establishments with 1 to 4 employees	37	53	544	3 761
	Establishments with 5 to 9 employees	14	104	788	3 115
	Establishments with 10 to 19 employees	13	c	D	D
	Establishments with 20 to 49 employees	4	157	1 453	6 268
	Establishments with 50 to 99 employees	2	c	D	D
	Establishments with 100 to 249 employees	3	e	D	D
	Establishments with 250 to 499 employees	—	—	—	—
	Establishments with 500 to 999 employees	—	—	—	—
	Establishments with 1,000 employees or more	—	—	—	—
488991	Packing and crating				
	All establishments	63	f	D	D
	Establishments with 1 to 4 employees	33	b	D	D
	Establishments with 5 to 9 employees	13	b	D	D
	Establishments with 10 to 19 employees	10	c	D	D
	Establishments with 20 to 49 employees	3	c	D	D
	Establishments with 50 to 99 employees	1	b	D	D
	Establishments with 100 to 249 employees	3	e	D	D
	Establishments with 250 to 499 employees	—	—	—	—
	Establishments with 500 to 999 employees	—	—	—	—
	Establishments with 1,000 employees or more	—	—	—	—
488999	All other support activities for transportation				
	All establishments	10	c	D	D
	Establishments with 1 to 4 employees	4	a	D	D
	Establishments with 5 to 9 employees	1	a	D	D
	Establishments with 10 to 19 employees	3	b	D	D
	Establishments with 20 to 49 employees	1	b	D	D
	Establishments with 50 to 99 employees	1	b	D	D
	Establishments with 100 to 249 employees	—	—	—	—
	Establishments with 250 to 499 employees	—	—	—	—
	Establishments with 500 to 999 employees	—	—	—	—
	Establishments with 1,000 employees or more	—	—	—	—
492	Couriers and messengers				
	All establishments	433	26 553	192 893	775 406
	Establishments with 1 to 4 employees	233	e	D	D
	Establishments with 5 to 9 employees	42	e	D	D
	Establishments with 10 to 19 employees	48	647	4 101	17 718
	Establishments with 20 to 49 employees	39	g	D	D
	Establishments with 50 to 99 employees	28	2 009	18 742	63 504
	Establishments with 100 to 249 employees	26	h	D	D
	Establishments with 250 to 499 employees	8	h	D	D
	Establishments with 500 to 999 employees	3	g	D	D
	Establishments with 1,000 employees or more	6	j	D	D

See footnotes at end of table.

Table 2. Establishments, Employees, and Payroll by Industry and Employment Size of Establishments for the State: 2004—Con.

[Excludes most government employees, railroad employees, and self-employed persons. Size class 1 to 4 employees includes establishments having payroll, but no employees, during mid-March pay period. For meaning of abbreviations and symbols, see introductory text. For explanation of terms, see Appendix A. For statement on reliability, see the note at the end of the table and Appendix C]

NAICS code	Geography, kind of business, and employment size class	Establishments (number)	Paid employees for pay period including March 12 (number)	First-quarter payroll (\$1,000)	Annual payroll (\$1,000)
	NEW JERSEY—Con.				
48-49	Transportation and warehousing—Con.				
492	Couriers and messengers—Con.				
4921	Couriers				
	All establishments	229	22 871	177 711	712 316
	Establishments with 1 to 4 employees	109	c	D	D
	Establishments with 5 to 9 employees	17	108	1 051	4 580
	Establishments with 10 to 19 employees	20	274	2 113	9 030
	Establishments with 20 to 49 employees	21	f	D	D
	Establishments with 50 to 99 employees	21	1 555	16 016	51 782
	Establishments with 100 to 249 employees	25	3 825	40 652	144 829
	Establishments with 250 to 499 employees	8	h	D	D
	Establishments with 500 to 999 employees	3	g	D	D
	Establishments with 1,000 employees or more	5	j	D	D
49211	Couriers				
	All establishments	229	22 871	177 711	712 316
	Establishments with 1 to 4 employees	109	c	D	D
	Establishments with 5 to 9 employees	17	108	1 051	4 580
	Establishments with 10 to 19 employees	20	274	2 113	9 030
	Establishments with 20 to 49 employees	21	f	D	D
	Establishments with 50 to 99 employees	21	1 555	16 016	51 782
	Establishments with 100 to 249 employees	25	3 825	40 652	144 829
	Establishments with 250 to 499 employees	8	h	D	D
	Establishments with 500 to 999 employees	3	g	D	D
	Establishments with 1,000 employees or more	5	j	D	D
492110	Couriers				
	All establishments	229	22 871	177 711	712 316
	Establishments with 1 to 4 employees	109	c	D	D
	Establishments with 5 to 9 employees	17	108	1 051	4 580
	Establishments with 10 to 19 employees	20	274	2 113	9 030
	Establishments with 20 to 49 employees	21	f	D	D
	Establishments with 50 to 99 employees	21	1 555	16 016	51 782
	Establishments with 100 to 249 employees	25	3 825	40 652	144 829
	Establishments with 250 to 499 employees	8	h	D	D
	Establishments with 500 to 999 employees	3	g	D	D
	Establishments with 1,000 employees or more	5	j	D	D
4922	Local messengers and local delivery				
	All establishments	204	3 682	15 182	63 090
	Establishments with 1 to 4 employees	124	c	D	D
	Establishments with 5 to 9 employees	25	c	D	D
	Establishments with 10 to 19 employees	28	373	1 988	8 688
	Establishments with 20 to 49 employees	18	f	D	D
	Establishments with 50 to 99 employees	7	454	2 726	11 722
	Establishments with 100 to 249 employees	1	c	D	D
	Establishments with 250 to 499 employees	—	—	—	—
	Establishments with 500 to 999 employees	—	—	—	—
	Establishments with 1,000 employees or more	1	g	D	D
49221	Local messengers and local delivery				
	All establishments	204	3 682	15 182	63 090
	Establishments with 1 to 4 employees	124	c	D	D
	Establishments with 5 to 9 employees	25	c	D	D
	Establishments with 10 to 19 employees	28	373	1 988	8 688
	Establishments with 20 to 49 employees	18	f	D	D
	Establishments with 50 to 99 employees	7	454	2 726	11 722
	Establishments with 100 to 249 employees	1	c	D	D
	Establishments with 250 to 499 employees	—	—	—	—
	Establishments with 500 to 999 employees	—	—	—	—
	Establishments with 1,000 employees or more	1	g	D	D
492210	Local messengers and local delivery				
	All establishments	204	3 682	15 182	63 090
	Establishments with 1 to 4 employees	124	c	D	D
	Establishments with 5 to 9 employees	25	c	D	D
	Establishments with 10 to 19 employees	28	373	1 988	8 688
	Establishments with 20 to 49 employees	18	f	D	D
	Establishments with 50 to 99 employees	7	454	2 726	11 722
	Establishments with 100 to 249 employees	1	c	D	D
	Establishments with 250 to 499 employees	—	—	—	—
	Establishments with 500 to 999 employees	—	—	—	—
	Establishments with 1,000 employees or more	1	g	D	D
493	Warehousing and storage				
	All establishments	638	31 874	243 771	993 615
	Establishments with 1 to 4 employees	142	271	2 629	14 340
	Establishments with 5 to 9 employees	110	766	7 998	33 065
	Establishments with 10 to 19 employees	132	1 876	16 947	67 908
	Establishments with 20 to 49 employees	118	3 573	35 486	149 381
	Establishments with 50 to 99 employees	61	4 175	37 522	154 274
	Establishments with 100 to 249 employees	56	8 832	65 027	267 436
	Establishments with 250 to 499 employees	11	3 308	32 641	127 241
	Establishments with 500 to 999 employees	6	h	D	D
	Establishments with 1,000 employees or more	2	i	D	D

See footnotes at end of table.

Table 2. Establishments, Employees, and Payroll by Industry and Employment Size of Establishments for the State: 2004—Con.

[Excludes most government employees, railroad employees, and self-employed persons. Size class 1 to 4 employees includes establishments having payroll, but no employees, during mid-March pay period. For meaning of abbreviations and symbols, see introductory text. For explanation of terms, see Appendix A. For statement on reliability, see the note at the end of the table and Appendix C]

NAICS code	Geography, kind of business, and employment size class	Establishments (number)	Paid employees for pay period including March 12 (number)	First-quarter payroll (\$1,000)	Annual payroll (\$1,000)
NEW JERSEY—Con.					
48-49	Transportation and warehousing—Con.				
493	Warehousing and storage—Con.				
4931	Warehousing and storage				
	All establishments	638	31 874	243 771	993 615
	Establishments with 1 to 4 employees	142	271	2 629	14 340
	Establishments with 5 to 9 employees	110	766	7 998	33 065
	Establishments with 10 to 19 employees	132	1 876	16 947	67 908
	Establishments with 20 to 49 employees	118	3 573	35 486	149 381
	Establishments with 50 to 99 employees	61	4 175	37 522	154 274
	Establishments with 100 to 249 employees	56	8 832	65 027	267 436
	Establishments with 250 to 499 employees	11	3 308	32 641	127 241
	Establishments with 500 to 999 employees	6	h	D	D
	Establishments with 1,000 employees or more	2	i	D	D
49311	General warehousing and storage				
	All establishments	481	21 477	168 958	699 117
	Establishments with 1 to 4 employees	109	203	1 924	10 755
	Establishments with 5 to 9 employees	84	588	5 999	24 522
	Establishments with 10 to 19 employees	101	1 449	12 806	51 636
	Establishments with 20 to 49 employees	83	2 554	26 080	112 027
	Establishments with 50 to 99 employees	45	3 037	25 580	105 396
	Establishments with 100 to 249 employees	45	7 233	51 798	214 293
	Establishments with 250 to 499 employees	9	h	D	D
	Establishments with 500 to 999 employees	4	2 223	12 585	53 452
	Establishments with 1,000 employees or more	1	g	D	D
493110	General warehousing and storage				
	All establishments	481	21 477	168 958	699 117
	Establishments with 1 to 4 employees	109	203	1 924	10 755
	Establishments with 5 to 9 employees	84	588	5 999	24 522
	Establishments with 10 to 19 employees	101	1 449	12 806	51 636
	Establishments with 20 to 49 employees	83	2 554	26 080	112 027
	Establishments with 50 to 99 employees	45	3 037	25 580	105 396
	Establishments with 100 to 249 employees	45	7 233	51 798	214 293
	Establishments with 250 to 499 employees	9	h	D	D
	Establishments with 500 to 999 employees	4	2 223	12 585	53 452
	Establishments with 1,000 employees or more	1	g	D	D
49312	Refrigerated warehousing and storage				
	All establishments	45	1 437	10 550	42 547
	Establishments with 1 to 4 employees	9	b	D	D
	Establishments with 5 to 9 employees	7	48	470	1 960
	Establishments with 10 to 19 employees	9	c	D	D
	Establishments with 20 to 49 employees	14	e	D	D
	Establishments with 50 to 99 employees	3	c	D	D
	Establishments with 100 to 249 employees	3	f	D	D
	Establishments with 250 to 499 employees	—	—	—	—
	Establishments with 500 to 999 employees	—	—	—	—
	Establishments with 1,000 employees or more	—	—	—	—
493120	Refrigerated warehousing and storage				
	All establishments	45	1 437	10 550	42 547
	Establishments with 1 to 4 employees	9	b	D	D
	Establishments with 5 to 9 employees	7	48	470	1 960
	Establishments with 10 to 19 employees	9	c	D	D
	Establishments with 20 to 49 employees	14	e	D	D
	Establishments with 50 to 99 employees	3	c	D	D
	Establishments with 100 to 249 employees	3	f	D	D
	Establishments with 250 to 499 employees	—	—	—	—
	Establishments with 500 to 999 employees	—	—	—	—
	Establishments with 1,000 employees or more	—	—	—	—
49313	Farm product warehousing and storage				
	All establishments	12	467	7 744	27 997
	Establishments with 1 to 4 employees	2	a	D	D
	Establishments with 5 to 9 employees	3	20	109	484
	Establishments with 10 to 19 employees	1	a	D	D
	Establishments with 20 to 49 employees	2	b	D	D
	Establishments with 50 to 99 employees	3	c	D	D
	Establishments with 100 to 249 employees	1	c	D	D
	Establishments with 250 to 499 employees	—	—	—	—
	Establishments with 500 to 999 employees	—	—	—	—
	Establishments with 1,000 employees or more	—	—	—	—
493130	Farm product warehousing and storage				
	All establishments	12	467	7 744	27 997
	Establishments with 1 to 4 employees	2	a	D	D
	Establishments with 5 to 9 employees	3	20	109	484
	Establishments with 10 to 19 employees	1	a	D	D
	Establishments with 20 to 49 employees	2	b	D	D
	Establishments with 50 to 99 employees	3	c	D	D
	Establishments with 100 to 249 employees	1	c	D	D
	Establishments with 250 to 499 employees	—	—	—	—
	Establishments with 500 to 999 employees	—	—	—	—
	Establishments with 1,000 employees or more	—	—	—	—

See footnotes at end of table.

Table 2. Establishments, Employees, and Payroll by Industry and Employment Size of Establishments for the State: 2004—Con.

[Excludes most government employees, railroad employees, and self-employed persons. Size class 1 to 4 employees includes establishments having payroll, but no employees, during mid-March pay period. For meaning of abbreviations and symbols, see introductory text. For explanation of terms, see Appendix A. For statement on reliability, see the note at the end of the table and Appendix C]

NAICS code	Geography, kind of business, and employment size class	Establishments (number)	Paid employees for pay period including March 12 (number)	First-quarter payroll (\$1,000)	Annual payroll (\$1,000)
	NEW JERSEY—Con.				
48-49	Transportation and warehousing—Con.				
493	Warehousing and storage—Con.				
4931	Warehousing and storage—Con.				
49319	Other warehousing and storage				
	All establishments	100	8 493	56 519	223 954
	Establishments with 1 to 4 employees	22	40	470	2 251
	Establishments with 5 to 9 employees	16	110	1 420	6 099
	Establishments with 10 to 19 employees	21	e	D	D
	Establishments with 20 to 49 employees	19	543	4 468	20 743
	Establishments with 50 to 99 employees	10	690	5 238	23 631
	Establishments with 100 to 249 employees	7	860	8 612	33 657
	Establishments with 250 to 499 employees	2	f	D	D
	Establishments with 500 to 999 employees	2	g	D	D
	Establishments with 1,000 employees or more	1	h	D	D
493190	Other warehousing and storage				
	All establishments	100	8 493	56 519	223 954
	Establishments with 1 to 4 employees	22	40	470	2 251
	Establishments with 5 to 9 employees	16	110	1 420	6 099
	Establishments with 10 to 19 employees	21	e	D	D
	Establishments with 20 to 49 employees	19	543	4 468	20 743
	Establishments with 50 to 99 employees	10	690	5 238	23 631
	Establishments with 100 to 249 employees	7	860	8 612	33 657
	Establishments with 250 to 499 employees	2	f	D	D
	Establishments with 500 to 999 employees	2	g	D	D
	Establishments with 1,000 employees or more	1	h	D	D
51	Information				
	All establishments	4 057	125 792	2 358 177	7 928 561
	Establishments with 1 to 4 employees	2 112	3 359	49 828	262 595
	Establishments with 5 to 9 employees	615	4 101	55 653	219 060
	Establishments with 10 to 19 employees	474	6 513	95 916	371 430
	Establishments with 20 to 49 employees	394	12 254	188 568	706 151
	Establishments with 50 to 99 employees	223	15 730	241 443	906 104
	Establishments with 100 to 249 employees	155	24 357	432 169	1 473 478
	Establishments with 250 to 499 employees	50	17 019	295 216	1 081 285
	Establishments with 500 to 999 employees	19	13 756	252 884	818 115
	Establishments with 1,000 employees or more	15	28 703	746 500	2 090 343
511	Publishing industries (except Internet)				
	All establishments	978	38 376	625 881	2 454 417
	Establishments with 1 to 4 employees	437	f	D	D
	Establishments with 5 to 9 employees	160	1 068	12 633	57 468
	Establishments with 10 to 19 employees	138	1 973	30 748	131 698
	Establishments with 20 to 49 employees	123	3 875	69 699	282 855
	Establishments with 50 to 99 employees	44	h	D	D
	Establishments with 100 to 249 employees	48	7 847	135 662	491 070
	Establishments with 250 to 499 employees	17	i	D	D
	Establishments with 500 to 999 employees	6	h	D	D
	Establishments with 1,000 employees or more	5	i	D	D
5111	Newspaper, periodical, book, and directory publishers				
	All establishments	666	30 870	433 052	1 703 527
	Establishments with 1 to 4 employees	299	e	D	D
	Establishments with 5 to 9 employees	108	f	D	D
	Establishments with 10 to 19 employees	93	1 335	16 050	70 542
	Establishments with 20 to 49 employees	80	2 503	29 982	128 781
	Establishments with 50 to 99 employees	28	g	D	D
	Establishments with 100 to 249 employees	35	5 684	71 816	278 582
	Establishments with 250 to 499 employees	12	h	D	D
	Establishments with 500 to 999 employees	6	h	D	D
	Establishments with 1,000 employees or more	5	i	D	D
51111	Newspaper publishers				
	All establishments	196	14 291	159 115	647 915
	Establishments with 1 to 4 employees	63	c	D	D
	Establishments with 5 to 9 employees	47	e	D	D
	Establishments with 10 to 19 employees	29	415	2 990	13 305
	Establishments with 20 to 49 employees	27	860	6 789	28 817
	Establishments with 50 to 99 employees	5	e	D	D
	Establishments with 100 to 249 employees	14	2 450	19 171	76 037
	Establishments with 250 to 499 employees	4	g	D	D
	Establishments with 500 to 999 employees	3	g	D	D
	Establishments with 1,000 employees or more	4	i	D	D
511110	Newspaper publishers				
	All establishments	196	14 291	159 115	647 915
	Establishments with 1 to 4 employees	63	c	D	D
	Establishments with 5 to 9 employees	47	e	D	D
	Establishments with 10 to 19 employees	29	415	2 990	13 305
	Establishments with 20 to 49 employees	27	860	6 789	28 817
	Establishments with 50 to 99 employees	5	e	D	D
	Establishments with 100 to 249 employees	14	2 450	19 171	76 037
	Establishments with 250 to 499 employees	4	g	D	D
	Establishments with 500 to 999 employees	3	g	D	D
	Establishments with 1,000 employees or more	4	i	D	D

See footnotes at end of table.

Table 2. Establishments, Employees, and Payroll by Industry and Employment Size of Establishments for the State: 2004—Con.

[Excludes most government employees, railroad employees, and self-employed persons. Size class 1 to 4 employees includes establishments having payroll, but no employees, during mid-March pay period. For meaning of abbreviations and symbols, see introductory text. For explanation of terms, see Appendix A. For statement on reliability, see the note at the end of the table and Appendix C]

NAICS code	Geography, kind of business, and employment size class	Establishments (number)	Paid employees for pay period including March 12 (number)	First-quarter payroll (\$1,000)	Annual payroll (\$1,000)
51	NEW JERSEY—Con.				
	Information—Con.				
511	Publishing industries (except Internet)—Con.				
5111	Newspaper, periodical, book, and directory publishers—Con.				
51112	Periodical publishers				
	All establishments	261	6 636	115 476	441 401
	Establishments with 1 to 4 employees	129	c	D	D
	Establishments with 5 to 9 employees	39	e	D	D
	Establishments with 10 to 19 employees	38	532	8 764	38 422
	Establishments with 20 to 49 employees	28	900	13 453	58 140
	Establishments with 50 to 99 employees	11	f	D	D
	Establishments with 100 to 249 employees	12	1 968	34 914	128 988
	Establishments with 250 to 499 employees	3	g	D	D
	Establishments with 500 to 999 employees	1	f	D	D
	Establishments with 1,000 employees or more	—	—	—	—
511120	Periodical publishers				
	All establishments	261	6 636	115 476	441 401
	Establishments with 1 to 4 employees	129	c	D	D
	Establishments with 5 to 9 employees	39	e	D	D
	Establishments with 10 to 19 employees	38	532	8 764	38 422
	Establishments with 20 to 49 employees	28	900	13 453	58 140
	Establishments with 50 to 99 employees	11	f	D	D
	Establishments with 100 to 249 employees	12	1 968	34 914	128 988
	Establishments with 250 to 499 employees	3	g	D	D
	Establishments with 500 to 999 employees	1	f	D	D
	Establishments with 1,000 employees or more	—	—	—	—
51113	Book publishers				
	All establishments	106	6 972	111 906	436 541
	Establishments with 1 to 4 employees	63	b	D	D
	Establishments with 5 to 9 employees	11	b	D	D
	Establishments with 10 to 19 employees	7	99	888	5 071
	Establishments with 20 to 49 employees	13	454	4 805	22 582
	Establishments with 50 to 99 employees	2	c	D	D
	Establishments with 100 to 249 employees	4	f	D	D
	Establishments with 250 to 499 employees	4	1 324	18 014	83 303
	Establishments with 500 to 999 employees	1	f	D	D
	Establishments with 1,000 employees or more	1	h	D	D
511130	Book publishers				
	All establishments	106	6 972	111 906	436 541
	Establishments with 1 to 4 employees	63	b	D	D
	Establishments with 5 to 9 employees	11	b	D	D
	Establishments with 10 to 19 employees	7	99	888	5 071
	Establishments with 20 to 49 employees	13	454	4 805	22 582
	Establishments with 50 to 99 employees	2	c	D	D
	Establishments with 100 to 249 employees	4	f	D	D
	Establishments with 250 to 499 employees	4	1 324	18 014	83 303
	Establishments with 500 to 999 employees	1	f	D	D
	Establishments with 1,000 employees or more	1	h	D	D
51114	Directory and mailing list publishers				
	All establishments	55	2 371	38 878	148 143
	Establishments with 1 to 4 employees	10	a	D	D
	Establishments with 5 to 9 employees	9	60	1 287	5 561
	Establishments with 10 to 19 employees	15	237	2 962	11 858
	Establishments with 20 to 49 employees	9	217	3 682	14 450
	Establishments with 50 to 99 employees	7	e	D	D
	Establishments with 100 to 249 employees	3	e	D	D
	Establishments with 250 to 499 employees	1	e	D	D
	Establishments with 500 to 999 employees	1	f	D	D
	Establishments with 1,000 employees or more	—	—	—	—
511140	Directory and mailing list publishers				
	All establishments	55	2 371	38 878	148 143
	Establishments with 1 to 4 employees	10	a	D	D
	Establishments with 5 to 9 employees	9	60	1 287	5 561
	Establishments with 10 to 19 employees	15	237	2 962	11 858
	Establishments with 20 to 49 employees	9	217	3 682	14 450
	Establishments with 50 to 99 employees	7	e	D	D
	Establishments with 100 to 249 employees	3	e	D	D
	Establishments with 250 to 499 employees	1	e	D	D
	Establishments with 500 to 999 employees	1	f	D	D
	Establishments with 1,000 employees or more	—	—	—	—
51119	Other publishers				
	All establishments	48	600	7 677	29 527
	Establishments with 1 to 4 employees	34	b	D	D
	Establishments with 5 to 9 employees	2	a	D	D
	Establishments with 10 to 19 employees	4	52	446	1 886
	Establishments with 20 to 49 employees	3	72	1 253	4 792
	Establishments with 50 to 99 employees	3	c	D	D
	Establishments with 100 to 249 employees	2	c	D	D
	Establishments with 250 to 499 employees	—	—	—	—
	Establishments with 500 to 999 employees	—	—	—	—
	Establishments with 1,000 employees or more	—	—	—	—

See footnotes at end of table.

Table 2. Establishments, Employees, and Payroll by Industry and Employment Size of Establishments for the State: 2004—Con.

[Excludes most government employees, railroad employees, and self-employed persons. Size class 1 to 4 employees includes establishments having payroll, but no employees, during mid-March pay period. For meaning of abbreviations and symbols, see introductory text. For explanation of terms, see Appendix A. For statement on reliability, see the note at the end of the table and Appendix C]

NAICS code	Geography, kind of business, and employment size class	Establishments (number)	Paid employees for pay period including March 12 (number)	First-quarter payroll (\$1,000)	Annual payroll (\$1,000)
51	NEW JERSEY—Con.				
	Information—Con.				
511	Publishing industries (except Internet)—Con.				
5111	Newspaper, periodical, book, and directory publishers—Con.				
51119	Other publishers—Con.				
511191	Greeting card publishers				
	All establishments	4	c	D	D
	Establishments with 1 to 4 employees	1	a	D	D
	Establishments with 5 to 9 employees	—	—	—	—
	Establishments with 10 to 19 employees	1	a	D	D
	Establishments with 20 to 49 employees	—	—	—	—
	Establishments with 50 to 99 employees	1	b	D	D
	Establishments with 100 to 249 employees	1	c	D	D
	Establishments with 250 to 499 employees	—	—	—	—
	Establishments with 500 to 999 employees	—	—	—	—
	Establishments with 1,000 employees or more	—	—	—	—
511199	All other publishers				
	All establishments	44	e	D	D
	Establishments with 1 to 4 employees	33	b	D	D
	Establishments with 5 to 9 employees	2	a	D	D
	Establishments with 10 to 19 employees	3	b	D	D
	Establishments with 20 to 49 employees	3	72	1 253	4 792
	Establishments with 50 to 99 employees	2	c	D	D
	Establishments with 100 to 249 employees	1	c	D	D
	Establishments with 250 to 499 employees	—	—	—	—
	Establishments with 500 to 999 employees	—	—	—	—
	Establishments with 1,000 employees or more	—	—	—	—
5112	Software publishers				
	All establishments	312	7 506	192 829	750 890
	Establishments with 1 to 4 employees	138	c	D	D
	Establishments with 5 to 9 employees	52	e	D	D
	Establishments with 10 to 19 employees	45	638	14 698	61 156
	Establishments with 20 to 49 employees	43	1 372	39 717	154 074
	Establishments with 50 to 99 employees	16	1 112	23 426	100 944
	Establishments with 100 to 249 employees	13	2 163	63 846	212 488
	Establishments with 250 to 499 employees	5	1 617	40 733	174 558
	Establishments with 500 to 999 employees	—	—	—	—
	Establishments with 1,000 employees or more	—	—	—	—
51121	Software publishers				
	All establishments	312	7 506	192 829	750 890
	Establishments with 1 to 4 employees	138	c	D	D
	Establishments with 5 to 9 employees	52	e	D	D
	Establishments with 10 to 19 employees	45	638	14 698	61 156
	Establishments with 20 to 49 employees	43	1 372	39 717	154 074
	Establishments with 50 to 99 employees	16	1 112	23 426	100 944
	Establishments with 100 to 249 employees	13	2 163	63 846	212 488
	Establishments with 250 to 499 employees	5	1 617	40 733	174 558
	Establishments with 500 to 999 employees	—	—	—	—
	Establishments with 1,000 employees or more	—	—	—	—
511210	Software publishers				
	All establishments	312	7 506	192 829	750 890
	Establishments with 1 to 4 employees	138	c	D	D
	Establishments with 5 to 9 employees	52	e	D	D
	Establishments with 10 to 19 employees	45	638	14 698	61 156
	Establishments with 20 to 49 employees	43	1 372	39 717	154 074
	Establishments with 50 to 99 employees	16	1 112	23 426	100 944
	Establishments with 100 to 249 employees	13	2 163	63 846	212 488
	Establishments with 250 to 499 employees	5	1 617	40 733	174 558
	Establishments with 500 to 999 employees	—	—	—	—
	Establishments with 1,000 employees or more	—	—	—	—
512	Motion picture and sound recording industries				
	All establishments	518	6 054	43 780	185 055
	Establishments with 1 to 4 employees	347	e	D	D
	Establishments with 5 to 9 employees	41	e	D	D
	Establishments with 10 to 19 employees	44	591	3 284	15 174
	Establishments with 20 to 49 employees	50	1 470	5 635	25 083
	Establishments with 50 to 99 employees	28	g	D	D
	Establishments with 100 to 249 employees	6	785	9 334	28 182
	Establishments with 250 to 499 employees	2	f	D	D
	Establishments with 500 to 999 employees	—	—	—	—
	Establishments with 1,000 employees or more	—	—	—	—
5121	Motion picture and video industries				
	All establishments	425	5 473	33 925	153 319
	Establishments with 1 to 4 employees	269	e	D	D
	Establishments with 5 to 9 employees	36	c	D	D
	Establishments with 10 to 19 employees	38	f	D	D
	Establishments with 20 to 49 employees	48	g	D	D
	Establishments with 50 to 99 employees	28	g	D	D
	Establishments with 100 to 249 employees	4	e	D	D
	Establishments with 250 to 499 employees	2	f	D	D
	Establishments with 500 to 999 employees	—	—	—	—
	Establishments with 1,000 employees or more	—	—	—	—

See footnotes at end of table.

Table 2. Establishments, Employees, and Payroll by Industry and Employment Size of Establishments for the State: 2004—Con.

[Excludes most government employees, railroad employees, and self-employed persons. Size class 1 to 4 employees includes establishments having payroll, but no employees, during mid-March pay period. For meaning of abbreviations and symbols, see introductory text. For explanation of terms, see Appendix A. For statement on reliability, see the note at the end of the table and Appendix C]

NAICS code	Geography, kind of business, and employment size class	Establishments (number)	Paid employees for pay period including March 12 (number)	First-quarter payroll (\$1,000)	Annual payroll (\$1,000)
51	NEW JERSEY—Con.				
	Information—Con.				
512	Motion picture and sound recording industries—Con.				
5121	Motion picture and video industries—Con.				
51211	Motion picture and video production				
	All establishments	252	1 280	20 016	92 259
	Establishments with 1 to 4 employees	216	e	D	D
	Establishments with 5 to 9 employees	22	c	D	D
	Establishments with 10 to 19 employees	6	67	1 013	5 093
	Establishments with 20 to 49 employees	5	c	D	D
	Establishments with 50 to 99 employees	1	b	D	D
	Establishments with 100 to 249 employees	—	—	—	—
	Establishments with 250 to 499 employees	2	f	D	D
	Establishments with 500 to 999 employees	—	—	—	—
	Establishments with 1,000 employees or more	—	—	—	—
512110	Motion picture and video production				
	All establishments	252	1 280	20 016	92 259
	Establishments with 1 to 4 employees	216	e	D	D
	Establishments with 5 to 9 employees	22	c	D	D
	Establishments with 10 to 19 employees	6	67	1 013	5 093
	Establishments with 20 to 49 employees	5	c	D	D
	Establishments with 50 to 99 employees	1	b	D	D
	Establishments with 100 to 249 employees	—	—	—	—
	Establishments with 250 to 499 employees	2	f	D	D
	Establishments with 500 to 999 employees	—	—	—	—
	Establishments with 1,000 employees or more	—	—	—	—
51212	Motion picture and video distribution				
	All establishments	14	164	2 378	8 888
	Establishments with 1 to 4 employees	8	a	D	D
	Establishments with 5 to 9 employees	1	a	D	D
	Establishments with 10 to 19 employees	3	b	D	D
	Establishments with 20 to 49 employees	1	b	D	D
	Establishments with 50 to 99 employees	1	b	D	D
	Establishments with 100 to 249 employees	—	—	—	—
	Establishments with 250 to 499 employees	—	—	—	—
	Establishments with 500 to 999 employees	—	—	—	—
	Establishments with 1,000 employees or more	—	—	—	—
512120	Motion picture and video distribution				
	All establishments	14	164	2 378	8 888
	Establishments with 1 to 4 employees	8	a	D	D
	Establishments with 5 to 9 employees	1	a	D	D
	Establishments with 10 to 19 employees	3	b	D	D
	Establishments with 20 to 49 employees	1	b	D	D
	Establishments with 50 to 99 employees	1	b	D	D
	Establishments with 100 to 249 employees	—	—	—	—
	Establishments with 250 to 499 employees	—	—	—	—
	Establishments with 500 to 999 employees	—	—	—	—
	Establishments with 1,000 employees or more	—	—	—	—
51213	Motion picture and video exhibition				
	All establishments	127	3 785	9 012	41 112
	Establishments with 1 to 4 employees	19	15	52	524
	Establishments with 5 to 9 employees	10	b	D	D
	Establishments with 10 to 19 employees	28	e	D	D
	Establishments with 20 to 49 employees	42	g	D	D
	Establishments with 50 to 99 employees	25	1 697	4 087	18 729
	Establishments with 100 to 249 employees	3	e	D	D
	Establishments with 250 to 499 employees	—	—	—	—
	Establishments with 500 to 999 employees	—	—	—	—
	Establishments with 1,000 employees or more	—	—	—	—
512131	Motion picture theaters (except drive-ins)				
	All establishments	127	3 785	9 012	41 112
	Establishments with 1 to 4 employees	19	15	52	524
	Establishments with 5 to 9 employees	10	b	D	D
	Establishments with 10 to 19 employees	28	e	D	D
	Establishments with 20 to 49 employees	42	g	D	D
	Establishments with 50 to 99 employees	25	1 697	4 087	18 729
	Establishments with 100 to 249 employees	3	e	D	D
	Establishments with 250 to 499 employees	—	—	—	—
	Establishments with 500 to 999 employees	—	—	—	—
	Establishments with 1,000 employees or more	—	—	—	—
51219	Postproduction and other motion picture and video industries				
	All establishments	32	244	2 519	11 060
	Establishments with 1 to 4 employees	26	b	D	D
	Establishments with 5 to 9 employees	3	a	D	D
	Establishments with 10 to 19 employees	1	a	D	D
	Establishments with 20 to 49 employees	—	—	—	—
	Establishments with 50 to 99 employees	1	b	D	D
	Establishments with 100 to 249 employees	1	c	D	D
	Establishments with 250 to 499 employees	—	—	—	—
	Establishments with 500 to 999 employees	—	—	—	—
	Establishments with 1,000 employees or more	—	—	—	—

See footnotes at end of table.

Table 2. Establishments, Employees, and Payroll by Industry and Employment Size of Establishments for the State: 2004—Con.

[Excludes most government employees, railroad employees, and self-employed persons. Size class 1 to 4 employees includes establishments having payroll, but no employees, during mid-March pay period. For meaning of abbreviations and symbols, see introductory text. For explanation of terms, see Appendix A. For statement on reliability, see the note at the end of the table and Appendix C]

NAICS code	Geography, kind of business, and employment size class	Establishments (number)	Paid employees for pay period including March 12 (number)	First-quarter payroll (\$1,000)	Annual payroll (\$1,000)
51	NEW JERSEY—Con.				
	Information—Con.				
512	Motion picture and sound recording industries—Con.				
5121	Motion picture and video industries—Con.				
51219	Postproduction and other motion picture and video industries—Con.				
512191	Teleproduction and other postproduction services				
	All establishments	28	c	D	D
	Establishments with 1 to 4 employees	23	b	D	D
	Establishments with 5 to 9 employees	3	a	D	D
	Establishments with 10 to 19 employees	—	—	—	—
	Establishments with 20 to 49 employees	—	—	—	—
	Establishments with 50 to 99 employees	1	b	D	D
	Establishments with 100 to 249 employees	1	c	D	D
	Establishments with 250 to 499 employees	—	—	—	—
	Establishments with 500 to 999 employees	—	—	—	—
	Establishments with 1,000 employees or more	—	—	—	—
512199	Other motion picture and video industries				
	All establishments	4	b	D	D
	Establishments with 1 to 4 employees	3	a	D	D
	Establishments with 5 to 9 employees	—	—	—	—
	Establishments with 10 to 19 employees	1	a	D	D
	Establishments with 20 to 49 employees	—	—	—	—
	Establishments with 50 to 99 employees	—	—	—	—
	Establishments with 100 to 249 employees	—	—	—	—
	Establishments with 250 to 499 employees	—	—	—	—
	Establishments with 500 to 999 employees	—	—	—	—
	Establishments with 1,000 employees or more	—	—	—	—
5122	Sound recording industries				
	All establishments	93	581	9 855	31 736
	Establishments with 1 to 4 employees	78	93	761	4 507
	Establishments with 5 to 9 employees	5	30	290	1 182
	Establishments with 10 to 19 employees	6	b	D	D
	Establishments with 20 to 49 employees	2	b	D	D
	Establishments with 50 to 99 employees	—	—	—	—
	Establishments with 100 to 249 employees	2	e	D	D
	Establishments with 250 to 499 employees	—	—	—	—
	Establishments with 500 to 999 employees	—	—	—	—
	Establishments with 1,000 employees or more	—	—	—	—
51221	Record production				
	All establishments	13	b	D	D
	Establishments with 1 to 4 employees	11	a	D	D
	Establishments with 5 to 9 employees	—	—	—	—
	Establishments with 10 to 19 employees	1	a	D	D
	Establishments with 20 to 49 employees	1	b	D	D
	Establishments with 50 to 99 employees	—	—	—	—
	Establishments with 100 to 249 employees	—	—	—	—
	Establishments with 250 to 499 employees	—	—	—	—
	Establishments with 500 to 999 employees	—	—	—	—
	Establishments with 1,000 employees or more	—	—	—	—
512210	Record production				
	All establishments	13	b	D	D
	Establishments with 1 to 4 employees	11	a	D	D
	Establishments with 5 to 9 employees	—	—	—	—
	Establishments with 10 to 19 employees	1	a	D	D
	Establishments with 20 to 49 employees	1	b	D	D
	Establishments with 50 to 99 employees	—	—	—	—
	Establishments with 100 to 249 employees	—	—	—	—
	Establishments with 250 to 499 employees	—	—	—	—
	Establishments with 500 to 999 employees	—	—	—	—
	Establishments with 1,000 employees or more	—	—	—	—
51222	Integrated record production/distribution				
	All establishments	11	c	D	D
	Establishments with 1 to 4 employees	8	a	D	D
	Establishments with 5 to 9 employees	1	a	D	D
	Establishments with 10 to 19 employees	1	a	D	D
	Establishments with 20 to 49 employees	—	—	—	—
	Establishments with 50 to 99 employees	—	—	—	—
	Establishments with 100 to 249 employees	1	c	D	D
	Establishments with 250 to 499 employees	—	—	—	—
	Establishments with 500 to 999 employees	—	—	—	—
	Establishments with 1,000 employees or more	—	—	—	—
512220	Integrated record production/distribution				
	All establishments	11	c	D	D
	Establishments with 1 to 4 employees	8	a	D	D
	Establishments with 5 to 9 employees	1	a	D	D
	Establishments with 10 to 19 employees	1	a	D	D
	Establishments with 20 to 49 employees	—	—	—	—
	Establishments with 50 to 99 employees	—	—	—	—
	Establishments with 100 to 249 employees	1	c	D	D
	Establishments with 250 to 499 employees	—	—	—	—
	Establishments with 500 to 999 employees	—	—	—	—

See footnotes at end of table.

Table 2. Establishments, Employees, and Payroll by Industry and Employment Size of Establishments for the State: 2004—Con.

[Excludes most government employees, railroad employees, and self-employed persons. Size class 1 to 4 employees includes establishments having payroll, but no employees, during mid-March pay period. For meaning of abbreviations and symbols, see introductory text. For explanation of terms, see Appendix A. For statement on reliability, see the note at the end of the table and Appendix C]

NAICS code	Geography, kind of business, and employment size class	Establishments (number)	Paid employees for pay period including March 12 (number)	First-quarter payroll (\$1,000)	Annual payroll (\$1,000)
	NEW JERSEY—Con.				
51	Information—Con.				
512	Motion picture and sound recording industries—Con.				
5122	Sound recording industries—Con.				
51222	Integrated record production/distribution—Con.				
512220	Integrated record production/distribution—Con.				
	All establishments—Con.				
	Establishments with 1,000 employees or more	—	—	—	—
51223	Music publishers				
	All establishments	10	a	D	D
	Establishments with 1 to 4 employees	9	a	D	D
	Establishments with 5 to 9 employees	—	—	—	—
	Establishments with 10 to 19 employees	1	a	D	D
	Establishments with 20 to 49 employees	—	—	—	—
	Establishments with 50 to 99 employees	—	—	—	—
	Establishments with 100 to 249 employees	—	—	—	—
	Establishments with 250 to 499 employees	—	—	—	—
	Establishments with 500 to 999 employees	—	—	—	—
	Establishments with 1,000 employees or more	—	—	—	—
512230	Music publishers				
	All establishments	10	a	D	D
	Establishments with 1 to 4 employees	9	a	D	D
	Establishments with 5 to 9 employees	—	—	—	—
	Establishments with 10 to 19 employees	1	a	D	D
	Establishments with 20 to 49 employees	—	—	—	—
	Establishments with 50 to 99 employees	—	—	—	—
	Establishments with 100 to 249 employees	—	—	—	—
	Establishments with 250 to 499 employees	—	—	—	—
	Establishments with 500 to 999 employees	—	—	—	—
	Establishments with 1,000 employees or more	—	—	—	—
51224	Sound recording studios				
	All establishments	44	b	D	D
	Establishments with 1 to 4 employees	42	b	D	D
	Establishments with 5 to 9 employees	2	a	D	D
	Establishments with 10 to 19 employees	—	—	—	—
	Establishments with 20 to 49 employees	—	—	—	—
	Establishments with 50 to 99 employees	—	—	—	—
	Establishments with 100 to 249 employees	—	—	—	—
	Establishments with 250 to 499 employees	—	—	—	—
	Establishments with 500 to 999 employees	—	—	—	—
	Establishments with 1,000 employees or more	—	—	—	—
512240	Sound recording studios				
	All establishments	44	b	D	D
	Establishments with 1 to 4 employees	42	b	D	D
	Establishments with 5 to 9 employees	2	a	D	D
	Establishments with 10 to 19 employees	—	—	—	—
	Establishments with 20 to 49 employees	—	—	—	—
	Establishments with 50 to 99 employees	—	—	—	—
	Establishments with 100 to 249 employees	—	—	—	—
	Establishments with 250 to 499 employees	—	—	—	—
	Establishments with 500 to 999 employees	—	—	—	—
	Establishments with 1,000 employees or more	—	—	—	—
51229	Other sound recording industries				
	All establishments	15	260	2 956	12 945
	Establishments with 1 to 4 employees	8	11	191	1 156
	Establishments with 5 to 9 employees	2	a	D	D
	Establishments with 10 to 19 employees	3	b	D	D
	Establishments with 20 to 49 employees	1	b	D	D
	Establishments with 50 to 99 employees	—	—	—	—
	Establishments with 100 to 249 employees	1	c	D	D
	Establishments with 250 to 499 employees	—	—	—	—
	Establishments with 500 to 999 employees	—	—	—	—
	Establishments with 1,000 employees or more	—	—	—	—
512290	Other sound recording industries				
	All establishments	15	260	2 956	12 945
	Establishments with 1 to 4 employees	8	11	191	1 156
	Establishments with 5 to 9 employees	2	a	D	D
	Establishments with 10 to 19 employees	3	b	D	D
	Establishments with 20 to 49 employees	1	b	D	D
	Establishments with 50 to 99 employees	—	—	—	—
	Establishments with 100 to 249 employees	1	c	D	D
	Establishments with 250 to 499 employees	—	—	—	—
	Establishments with 500 to 999 employees	—	—	—	—
	Establishments with 1,000 employees or more	—	—	—	—

See footnotes at end of table.

Table 2. Establishments, Employees, and Payroll by Industry and Employment Size of Establishments for the State: 2004—Con.

[Excludes most government employees, railroad employees, and self-employed persons. Size class 1 to 4 employees includes establishments having payroll, but no employees, during mid-March pay period. For meaning of abbreviations and symbols, see introductory text. For explanation of terms, see Appendix A. For statement on reliability, see the note at the end of the table and Appendix C]

NAICS code	Geography, kind of business, and employment size class	Establishments (number)	Paid employees for pay period including March 12 (number)	First-quarter payroll (\$1,000)	Annual payroll (\$1,000)
	NEW JERSEY—Con.				
51	Information—Con.				
515	Broadcasting (except Internet)				
	All establishments	113	4 026	86 586	341 376
	Establishments with 1 to 4 employees	51	74	871	4 683
	Establishments with 5 to 9 employees	16	106	1 440	6 157
	Establishments with 10 to 19 employees	12	154	1 589	5 707
	Establishments with 20 to 49 employees	12	e	D	D
	Establishments with 50 to 99 employees	9	f	D	D
	Establishments with 100 to 249 employees	10	g	D	D
	Establishments with 250 to 499 employees	2	f	D	D
	Establishments with 500 to 999 employees	1	f	D	D
	Establishments with 1,000 employees or more	—	—	—	—
5151	Radio and television broadcasting				
	All establishments	87	g	D	D
	Establishments with 1 to 4 employees	40	62	610	3 563
	Establishments with 5 to 9 employees	11	b	D	D
	Establishments with 10 to 19 employees	11	c	D	D
	Establishments with 20 to 49 employees	10	e	D	D
	Establishments with 50 to 99 employees	8	f	D	D
	Establishments with 100 to 249 employees	7	7	D	D
	Establishments with 250 to 499 employees	—	—	—	—
	Establishments with 500 to 999 employees	—	—	—	—
	Establishments with 1,000 employees or more	—	—	—	—
51511	Radio broadcasting				
	All establishments	66	g	D	D
	Establishments with 1 to 4 employees	34	57	511	2 542
	Establishments with 5 to 9 employees	7	b	D	D
	Establishments with 10 to 19 employees	8	c	D	D
	Establishments with 20 to 49 employees	7	c	D	D
	Establishments with 50 to 99 employees	7	e	D	D
	Establishments with 100 to 249 employees	3	e	D	D
	Establishments with 250 to 499 employees	—	—	—	—
	Establishments with 500 to 999 employees	—	—	—	—
	Establishments with 1,000 employees or more	—	—	—	—
515111	Radio networks				
	All establishments	12	b	D	D
	Establishments with 1 to 4 employees	9	a	D	D
	Establishments with 5 to 9 employees	1	a	D	D
	Establishments with 10 to 19 employees	1	a	D	D
	Establishments with 20 to 49 employees	1	b	D	D
	Establishments with 50 to 99 employees	—	—	—	—
	Establishments with 100 to 249 employees	—	—	—	—
	Establishments with 250 to 499 employees	—	—	—	—
	Establishments with 500 to 999 employees	—	—	—	—
	Establishments with 1,000 employees or more	—	—	—	—
515112	Radio stations				
	All establishments	54	g	D	D
	Establishments with 1 to 4 employees	25	b	D	D
	Establishments with 5 to 9 employees	6	b	D	D
	Establishments with 10 to 19 employees	7	b	D	D
	Establishments with 20 to 49 employees	6	c	D	D
	Establishments with 50 to 99 employees	7	e	D	D
	Establishments with 100 to 249 employees	3	e	D	D
	Establishments with 250 to 499 employees	—	—	—	—
	Establishments with 500 to 999 employees	—	—	—	—
	Establishments with 1,000 employees or more	—	—	—	—
51512	Television broadcasting				
	All establishments	21	f	D	D
	Establishments with 1 to 4 employees	6	5	99	1 021
	Establishments with 5 to 9 employees	4	b	D	D
	Establishments with 10 to 19 employees	3	b	D	D
	Establishments with 20 to 49 employees	3	b	D	D
	Establishments with 50 to 99 employees	1	b	D	D
	Establishments with 100 to 249 employees	4	f	D	D
	Establishments with 250 to 499 employees	—	—	—	—
	Establishments with 500 to 999 employees	—	—	—	—
	Establishments with 1,000 employees or more	—	—	—	—
515120	Television broadcasting				
	All establishments	21	f	D	D
	Establishments with 1 to 4 employees	6	5	99	1 021
	Establishments with 5 to 9 employees	4	b	D	D
	Establishments with 10 to 19 employees	3	b	D	D
	Establishments with 20 to 49 employees	3	b	D	D
	Establishments with 50 to 99 employees	1	b	D	D
	Establishments with 100 to 249 employees	4	f	D	D
	Establishments with 250 to 499 employees	—	—	—	—
	Establishments with 500 to 999 employees	—	—	—	—
	Establishments with 1,000 employees or more	—	—	—	—

See footnotes at end of table.

Table 2. Establishments, Employees, and Payroll by Industry and Employment Size of Establishments for the State: 2004—Con.

[Excludes most government employees, railroad employees, and self-employed persons. Size class 1 to 4 employees includes establishments having payroll, but no employees, during mid-March pay period. For meaning of abbreviations and symbols, see introductory text. For explanation of terms, see Appendix A. For statement on reliability, see the note at the end of the table and Appendix C]

NAICS code	Geography, kind of business, and employment size class	Establishments (number)	Paid employees for pay period including March 12 (number)	First-quarter payroll (\$1,000)	Annual payroll (\$1,000)
	NEW JERSEY—Con.				
51	Information—Con.				
515	Broadcasting (except Internet)—Con.				
5152	Cable and other subscription programming				
	All establishments	26	g	D	D
	Establishments with 1 to 4 employees	11	12	261	1 120
	Establishments with 5 to 9 employees	5	b	D	D
	Establishments with 10 to 19 employees	1	a	D	D
	Establishments with 20 to 49 employees	2	b	D	D
	Establishments with 50 to 99 employees	1	b	D	D
	Establishments with 100 to 249 employees	3	e	D	D
	Establishments with 250 to 499 employees	2	f	D	D
	Establishments with 500 to 999 employees	1	f	D	D
	Establishments with 1,000 employees or more	—	—	—	—
51521	Cable and other subscription programming				
	All establishments	26	g	D	D
	Establishments with 1 to 4 employees	11	12	261	1 120
	Establishments with 5 to 9 employees	5	b	D	D
	Establishments with 10 to 19 employees	1	a	D	D
	Establishments with 20 to 49 employees	2	b	D	D
	Establishments with 50 to 99 employees	1	b	D	D
	Establishments with 100 to 249 employees	3	e	D	D
	Establishments with 250 to 499 employees	2	f	D	D
	Establishments with 500 to 999 employees	1	f	D	D
	Establishments with 1,000 employees or more	—	—	—	—
515210	Cable and other subscription programming				
	All establishments	26	g	D	D
	Establishments with 1 to 4 employees	11	12	261	1 120
	Establishments with 5 to 9 employees	5	b	D	D
	Establishments with 10 to 19 employees	1	a	D	D
	Establishments with 20 to 49 employees	2	b	D	D
	Establishments with 50 to 99 employees	1	b	D	D
	Establishments with 100 to 249 employees	3	e	D	D
	Establishments with 250 to 499 employees	2	f	D	D
	Establishments with 500 to 999 employees	1	f	D	D
	Establishments with 1,000 employees or more	—	—	—	—
516	Internet publishing and broadcasting				
	All establishments	55	871	14 410	57 116
	Establishments with 1 to 4 employees	31	b	D	D
	Establishments with 5 to 9 employees	13	b	D	D
	Establishments with 10 to 19 employees	5	70	933	4 338
	Establishments with 20 to 49 employees	3	b	D	D
	Establishments with 50 to 99 employees	2	c	D	D
	Establishments with 100 to 249 employees	—	—	—	—
	Establishments with 250 to 499 employees	1	e	D	D
	Establishments with 500 to 999 employees	—	—	—	—
	Establishments with 1,000 employees or more	—	—	—	—
5161	Internet publishing and broadcasting				
	All establishments	55	871	14 410	57 116
	Establishments with 1 to 4 employees	31	b	D	D
	Establishments with 5 to 9 employees	13	b	D	D
	Establishments with 10 to 19 employees	5	70	933	4 338
	Establishments with 20 to 49 employees	3	b	D	D
	Establishments with 50 to 99 employees	2	c	D	D
	Establishments with 100 to 249 employees	—	—	—	—
	Establishments with 250 to 499 employees	1	e	D	D
	Establishments with 500 to 999 employees	—	—	—	—
	Establishments with 1,000 employees or more	—	—	—	—
51611	Internet publishing and broadcasting				
	All establishments	55	871	14 410	57 116
	Establishments with 1 to 4 employees	31	b	D	D
	Establishments with 5 to 9 employees	13	b	D	D
	Establishments with 10 to 19 employees	5	70	933	4 338
	Establishments with 20 to 49 employees	3	b	D	D
	Establishments with 50 to 99 employees	2	c	D	D
	Establishments with 100 to 249 employees	—	—	—	—
	Establishments with 250 to 499 employees	1	e	D	D
	Establishments with 500 to 999 employees	—	—	—	—
	Establishments with 1,000 employees or more	—	—	—	—
516110	Internet publishing and broadcasting				
	All establishments	55	871	14 410	57 116
	Establishments with 1 to 4 employees	31	b	D	D
	Establishments with 5 to 9 employees	13	b	D	D
	Establishments with 10 to 19 employees	5	70	933	4 338
	Establishments with 20 to 49 employees	3	b	D	D
	Establishments with 50 to 99 employees	2	c	D	D
	Establishments with 100 to 249 employees	—	—	—	—
	Establishments with 250 to 499 employees	1	e	D	D
	Establishments with 500 to 999 employees	—	—	—	—
	Establishments with 1,000 employees or more	—	—	—	—

See footnotes at end of table.

Table 2. Establishments, Employees, and Payroll by Industry and Employment Size of Establishments for the State: 2004—Con.

[Excludes most government employees, railroad employees, and self-employed persons. Size class 1 to 4 employees includes establishments having payroll, but no employees, during mid-March pay period. For meaning of abbreviations and symbols, see introductory text. For explanation of terms, see Appendix A. For statement on reliability, see the note at the end of the table and Appendix C]

NAICS code	Geography, kind of business, and employment size class	Establishments (number)	Paid employees for pay period including March 12 (number)	First-quarter payroll (\$1,000)	Annual payroll (\$1,000)
	NEW JERSEY—Con.				
51	Information—Con.				
517	Telecommunications				
	All establishments	1 603	62 974	1 372 018	4 000 155
	Establishments with 1 to 4 employees	757	g	D	D
	Establishments with 5 to 9 employees	294	1 983	31 222	109 589
	Establishments with 10 to 19 employees	180	2 401	43 463	147 124
	Establishments with 20 to 49 employees	147	4 617	81 387	269 790
	Establishments with 50 to 99 employees	117	8 462	144 075	505 936
	Establishments with 100 to 249 employees	66	10 394	196 529	619 327
	Establishments with 250 to 499 employees	21	6 952	109 922	326 447
	Establishments with 500 to 999 employees	12	8 535	174 877	528 994
	Establishments with 1,000 employees or more	9	j	D	D
5171	Wired telecommunications carriers				
	All establishments	943	42 426	1 004 838	2 730 595
	Establishments with 1 to 4 employees	456	f	D	D
	Establishments with 5 to 9 employees	156	g	D	D
	Establishments with 10 to 19 employees	81	1 089	24 496	71 957
	Establishments with 20 to 49 employees	87	2 787	54 700	168 194
	Establishments with 50 to 99 employees	92	6 748	114 850	387 747
	Establishments with 100 to 249 employees	45	6 789	126 968	373 744
	Establishments with 250 to 499 employees	13	4 031	88 181	237 383
	Establishments with 500 to 999 employees	6	h	D	D
	Establishments with 1,000 employees or more	7	j	D	D
51711	Wired telecommunications carriers				
	All establishments	943	42 426	1 004 838	2 730 595
	Establishments with 1 to 4 employees	456	f	D	D
	Establishments with 5 to 9 employees	156	g	D	D
	Establishments with 10 to 19 employees	81	1 089	24 496	71 957
	Establishments with 20 to 49 employees	87	2 787	54 700	168 194
	Establishments with 50 to 99 employees	92	6 748	114 850	387 747
	Establishments with 100 to 249 employees	45	6 789	126 968	373 744
	Establishments with 250 to 499 employees	13	4 031	88 181	237 383
	Establishments with 500 to 999 employees	6	h	D	D
	Establishments with 1,000 employees or more	7	j	D	D
517110	Wired telecommunications carriers				
	All establishments	943	42 426	1 004 838	2 730 595
	Establishments with 1 to 4 employees	456	f	D	D
	Establishments with 5 to 9 employees	156	g	D	D
	Establishments with 10 to 19 employees	81	1 089	24 496	71 957
	Establishments with 20 to 49 employees	87	2 787	54 700	168 194
	Establishments with 50 to 99 employees	92	6 748	114 850	387 747
	Establishments with 100 to 249 employees	45	6 789	126 968	373 744
	Establishments with 250 to 499 employees	13	4 031	88 181	237 383
	Establishments with 500 to 999 employees	6	h	D	D
	Establishments with 1,000 employees or more	7	j	D	D
5172	Wireless telecommunications carriers (except satellite)				
	All establishments	323	9 694	200 446	660 672
	Establishments with 1 to 4 employees	126	c	D	D
	Establishments with 5 to 9 employees	86	f	D	D
	Establishments with 10 to 19 employees	66	856	11 671	47 863
	Establishments with 20 to 49 employees	23	686	11 063	40 814
	Establishments with 50 to 99 employees	8	565	13 567	49 508
	Establishments with 100 to 249 employees	7	1 237	32 154	103 048
	Establishments with 250 to 499 employees	1	e	D	D
	Establishments with 500 to 999 employees	5	3 935	102 744	312 156
	Establishments with 1,000 employees or more	1	g	D	D
51721	Wireless telecommunications carriers (except satellite)				
	All establishments	323	9 694	200 446	660 672
	Establishments with 1 to 4 employees	126	c	D	D
	Establishments with 5 to 9 employees	86	f	D	D
	Establishments with 10 to 19 employees	66	856	11 671	47 863
	Establishments with 20 to 49 employees	23	686	11 063	40 814
	Establishments with 50 to 99 employees	8	565	13 567	49 508
	Establishments with 100 to 249 employees	7	1 237	32 154	103 048
	Establishments with 250 to 499 employees	1	e	D	D
	Establishments with 500 to 999 employees	5	3 935	102 744	312 156
	Establishments with 1,000 employees or more	1	g	D	D
517211	Paging				
	All establishments	27	290	4 112	17 476
	Establishments with 1 to 4 employees	13	a	D	D
	Establishments with 5 to 9 employees	4	b	D	D
	Establishments with 10 to 19 employees	5	b	D	D
	Establishments with 20 to 49 employees	5	178	2 902	11 456
	Establishments with 50 to 99 employees	—	—	—	—
	Establishments with 100 to 249 employees	—	—	—	—
	Establishments with 250 to 499 employees	—	—	—	—
	Establishments with 500 to 999 employees	—	—	—	—
	Establishments with 1,000 employees or more	—	—	—	—

See footnotes at end of table.

Table 2. Establishments, Employees, and Payroll by Industry and Employment Size of Establishments for the State: 2004—Con.

[Excludes most government employees, railroad employees, and self-employed persons. Size class 1 to 4 employees includes establishments having payroll, but no employees, during mid-March pay period. For meaning of abbreviations and symbols, see introductory text. For explanation of terms, see Appendix A. For statement on reliability, see the note at the end of the table and Appendix C]

NAICS code	Geography, kind of business, and employment size class	Establishments (number)	Paid employees for pay period including March 12 (number)	First-quarter payroll (\$1,000)	Annual payroll (\$1,000)
51	NEW JERSEY—Con.				
	Information—Con.				
517	Telecommunications—Con.				
5172	Wireless telecommunications carriers (except satellite)—Con.				
51721	Wireless telecommunications carriers (except satellite)—Con.				
517212	Cellular and other wireless telecommunications				
	All establishments	296	9 404	196 334	643 196
	Establishments with 1 to 4 employees	113	c	D	D
	Establishments with 5 to 9 employees	82	f	D	D
	Establishments with 10 to 19 employees	61	f	D	D
	Establishments with 20 to 49 employees	18	508	8 161	29 358
	Establishments with 50 to 99 employees	8	565	13 567	49 508
	Establishments with 100 to 249 employees	7	1 237	32 154	103 048
	Establishments with 250 to 499 employees	1	e	D	D
	Establishments with 500 to 999 employees	5	3 935	102 744	312 156
	Establishments with 1,000 employees or more	1	g	D	D
5173	Telecommunications resellers				
	All establishments	124	3 171	74 514	232 210
	Establishments with 1 to 4 employees	76	c	D	D
	Establishments with 5 to 9 employees	20	c	D	D
	Establishments with 10 to 19 employees	11	166	2 528	10 217
	Establishments with 20 to 49 employees	11	327	4 016	16 204
	Establishments with 50 to 99 employees	4	277	5 654	24 263
	Establishments with 100 to 249 employees	—	—	—	—
	Establishments with 250 to 499 employees	1	e	D	D
	Establishments with 500 to 999 employees	—	—	—	—
	Establishments with 1,000 employees or more	1	g	D	D
51731	Telecommunications resellers				
	All establishments	124	3 171	74 514	232 210
	Establishments with 1 to 4 employees	76	c	D	D
	Establishments with 5 to 9 employees	20	c	D	D
	Establishments with 10 to 19 employees	11	166	2 528	10 217
	Establishments with 20 to 49 employees	11	327	4 016	16 204
	Establishments with 50 to 99 employees	4	277	5 654	24 263
	Establishments with 100 to 249 employees	—	—	—	—
	Establishments with 250 to 499 employees	1	e	D	D
	Establishments with 500 to 999 employees	—	—	—	—
	Establishments with 1,000 employees or more	1	g	D	D
517310	Telecommunications resellers				
	All establishments	124	3 171	74 514	232 210
	Establishments with 1 to 4 employees	76	c	D	D
	Establishments with 5 to 9 employees	20	c	D	D
	Establishments with 10 to 19 employees	11	166	2 528	10 217
	Establishments with 20 to 49 employees	11	327	4 016	16 204
	Establishments with 50 to 99 employees	4	277	5 654	24 263
	Establishments with 100 to 249 employees	—	—	—	—
	Establishments with 250 to 499 employees	1	e	D	D
	Establishments with 500 to 999 employees	—	—	—	—
	Establishments with 1,000 employees or more	1	g	D	D
5174	Satellite telecommunications				
	All establishments	28	715	19 148	61 834
	Establishments with 1 to 4 employees	14	a	D	D
	Establishments with 5 to 9 employees	2	a	D	D
	Establishments with 10 to 19 employees	5	b	D	D
	Establishments with 20 to 49 employees	4	c	D	D
	Establishments with 50 to 99 employees	—	—	—	—
	Establishments with 100 to 249 employees	3	e	D	D
	Establishments with 250 to 499 employees	—	—	—	—
	Establishments with 500 to 999 employees	—	—	—	—
	Establishments with 1,000 employees or more	—	—	—	—
51741	Satellite telecommunications				
	All establishments	28	715	19 148	61 834
	Establishments with 1 to 4 employees	14	a	D	D
	Establishments with 5 to 9 employees	2	a	D	D
	Establishments with 10 to 19 employees	5	b	D	D
	Establishments with 20 to 49 employees	4	c	D	D
	Establishments with 50 to 99 employees	—	—	—	—
	Establishments with 100 to 249 employees	3	e	D	D
	Establishments with 250 to 499 employees	—	—	—	—
	Establishments with 500 to 999 employees	—	—	—	—
	Establishments with 1,000 employees or more	—	—	—	—
517410	Satellite telecommunications				
	All establishments	28	715	19 148	61 834
	Establishments with 1 to 4 employees	14	a	D	D
	Establishments with 5 to 9 employees	2	a	D	D
	Establishments with 10 to 19 employees	5	b	D	D
	Establishments with 20 to 49 employees	4	c	D	D
	Establishments with 50 to 99 employees	—	—	—	—
	Establishments with 100 to 249 employees	3	e	D	D
	Establishments with 250 to 499 employees	—	—	—	—
	Establishments with 500 to 999 employees	—	—	—	—
	Establishments with 1,000 employees or more	—	—	—	—

See footnotes at end of table.

Table 2. Establishments, Employees, and Payroll by Industry and Employment Size of Establishments for the State: 2004—Con.

[Excludes most government employees, railroad employees, and self-employed persons. Size class 1 to 4 employees includes establishments having payroll, but no employees, during mid-March pay period. For meaning of abbreviations and symbols, see introductory text. For explanation of terms, see Appendix A. For statement on reliability, see the note at the end of the table and Appendix C]

NAICS code	Geography, kind of business, and employment size class	Establishments (number)	Paid employees for pay period including March 12 (number)	First-quarter payroll (\$1,000)	Annual payroll (\$1,000)
	NEW JERSEY—Con.				
51	Information—Con.				
517	Telecommunications—Con.				
5175	Cable and other program distribution				
	All establishments	152	6 531	65 585	285 105
	Establishments with 1 to 4 employees	64	109	1 238	7 096
	Establishments with 5 to 9 employees	24	c	D	D
	Establishments with 10 to 19 employees	16	c	D	D
	Establishments with 20 to 49 employees	18	573	7 440	29 479
	Establishments with 50 to 99 employees	13	872	10 004	44 418
	Establishments with 100 to 249 employees	10	g	D	D
	Establishments with 250 to 499 employees	6	g	D	D
	Establishments with 500 to 999 employees	1	f	D	D
	Establishments with 1,000 employees or more	—	—	—	—
51751	Cable and other program distribution				
	All establishments	152	6 531	65 585	285 105
	Establishments with 1 to 4 employees	64	109	1 238	7 096
	Establishments with 5 to 9 employees	24	c	D	D
	Establishments with 10 to 19 employees	16	c	D	D
	Establishments with 20 to 49 employees	18	573	7 440	29 479
	Establishments with 50 to 99 employees	13	872	10 004	44 418
	Establishments with 100 to 249 employees	10	g	D	D
	Establishments with 250 to 499 employees	6	g	D	D
	Establishments with 500 to 999 employees	1	f	D	D
	Establishments with 1,000 employees or more	—	—	—	—
517510	Cable and other program distribution				
	All establishments	152	6 531	65 585	285 105
	Establishments with 1 to 4 employees	64	109	1 238	7 096
	Establishments with 5 to 9 employees	24	c	D	D
	Establishments with 10 to 19 employees	16	c	D	D
	Establishments with 20 to 49 employees	18	573	7 440	29 479
	Establishments with 50 to 99 employees	13	872	10 004	44 418
	Establishments with 100 to 249 employees	10	g	D	D
	Establishments with 250 to 499 employees	6	g	D	D
	Establishments with 500 to 999 employees	1	f	D	D
	Establishments with 1,000 employees or more	—	—	—	—
5179	Other telecommunications				
	All establishments	33	437	7 487	29 739
	Establishments with 1 to 4 employees	21	b	D	D
	Establishments with 5 to 9 employees	6	b	D	D
	Establishments with 10 to 19 employees	1	a	D	D
	Establishments with 20 to 49 employees	4	c	D	D
	Establishments with 50 to 99 employees	—	—	—	—
	Establishments with 100 to 249 employees	1	c	D	D
	Establishments with 250 to 499 employees	—	—	—	—
	Establishments with 500 to 999 employees	—	—	—	—
	Establishments with 1,000 employees or more	—	—	—	—
51791	Other telecommunications				
	All establishments	33	437	7 487	29 739
	Establishments with 1 to 4 employees	21	b	D	D
	Establishments with 5 to 9 employees	6	b	D	D
	Establishments with 10 to 19 employees	1	a	D	D
	Establishments with 20 to 49 employees	4	c	D	D
	Establishments with 50 to 99 employees	—	—	—	—
	Establishments with 100 to 249 employees	1	c	D	D
	Establishments with 250 to 499 employees	—	—	—	—
	Establishments with 500 to 999 employees	—	—	—	—
	Establishments with 1,000 employees or more	—	—	—	—
517910	Other telecommunications				
	All establishments	33	437	7 487	29 739
	Establishments with 1 to 4 employees	21	b	D	D
	Establishments with 5 to 9 employees	6	b	D	D
	Establishments with 10 to 19 employees	1	a	D	D
	Establishments with 20 to 49 employees	4	c	D	D
	Establishments with 50 to 99 employees	—	—	—	—
	Establishments with 100 to 249 employees	1	c	D	D
	Establishments with 250 to 499 employees	—	—	—	—
	Establishments with 500 to 999 employees	—	—	—	—
	Establishments with 1,000 employees or more	—	—	—	—
518	Internet service providers, web search portals, and data processing services				
	All establishments	666	11 896	200 534	824 875
	Establishments with 1 to 4 employees	421	634	10 179	92 470
	Establishments with 5 to 9 employees	68	446	5 399	24 619
	Establishments with 10 to 19 employees	72	1 030	13 915	59 441
	Establishments with 20 to 49 employees	55	1 712	22 305	92 701
	Establishments with 50 to 99 employees	21	g	D	D
	Establishments with 100 to 249 employees	22	h	D	D
	Establishments with 250 to 499 employees	6	g	D	D
	Establishments with 500 to 999 employees	—	—	—	—
	Establishments with 1,000 employees or more	1	g	D	D

See footnotes at end of table.

Table 2. Establishments, Employees, and Payroll by Industry and Employment Size of Establishments for the State: 2004—Con.

[Excludes most government employees, railroad employees, and self-employed persons. Size class 1 to 4 employees includes establishments having payroll, but no employees, during mid-March pay period. For meaning of abbreviations and symbols, see introductory text. For explanation of terms, see Appendix A. For statement on reliability, see the note at the end of the table and Appendix C]

NAICS code	Geography, kind of business, and employment size class	Establishments (number)	Paid employees for pay period including March 12 (number)	First-quarter payroll (\$1,000)	Annual payroll (\$1,000)
51	NEW JERSEY—Con.				
	Information—Con.				
518	Internet service providers, web search portals, and data processing services—Con.				
5181	Internet service providers and web search portals				
	All establishments	129	1 081	19 805	75 308
	Establishments with 1 to 4 employees	92	111	1 020	7 506
	Establishments with 5 to 9 employees	17	110	1 239	5 468
	Establishments with 10 to 19 employees	9	119	1 440	9 041
	Establishments with 20 to 49 employees	6	168	1 976	8 468
	Establishments with 50 to 99 employees	3	c	D	D
	Establishments with 100 to 249 employees	2	e	D	D
	Establishments with 250 to 499 employees	—	—	—	—
	Establishments with 500 to 999 employees	—	—	—	—
	Establishments with 1,000 employees or more	—	—	—	—
51811	Internet service providers and web search portals				
	All establishments	129	1 081	19 805	75 308
	Establishments with 1 to 4 employees	92	111	1 020	7 506
	Establishments with 5 to 9 employees	17	110	1 239	5 468
	Establishments with 10 to 19 employees	9	119	1 440	9 041
	Establishments with 20 to 49 employees	6	168	1 976	8 468
	Establishments with 50 to 99 employees	3	c	D	D
	Establishments with 100 to 249 employees	2	e	D	D
	Establishments with 250 to 499 employees	—	—	—	—
	Establishments with 500 to 999 employees	—	—	—	—
	Establishments with 1,000 employees or more	—	—	—	—
518111	Internet service providers				
	All establishments	107	947	18 609	69 142
	Establishments with 1 to 4 employees	78	b	D	D
	Establishments with 5 to 9 employees	14	b	D	D
	Establishments with 10 to 19 employees	7	b	D	D
	Establishments with 20 to 49 employees	3	b	D	D
	Establishments with 50 to 99 employees	3	c	D	D
	Establishments with 100 to 249 employees	2	e	D	D
	Establishments with 250 to 499 employees	—	—	—	—
	Establishments with 500 to 999 employees	—	—	—	—
	Establishments with 1,000 employees or more	—	—	—	—
518112	Web search portals				
	All establishments	22	134	1 196	6 166
	Establishments with 1 to 4 employees	14	b	D	D
	Establishments with 5 to 9 employees	3	a	D	D
	Establishments with 10 to 19 employees	2	b	D	D
	Establishments with 20 to 49 employees	3	b	D	D
	Establishments with 50 to 99 employees	—	—	—	—
	Establishments with 100 to 249 employees	—	—	—	—
	Establishments with 250 to 499 employees	—	—	—	—
	Establishments with 500 to 999 employees	—	—	—	—
	Establishments with 1,000 employees or more	—	—	—	—
5182	Data processing, hosting, and related services				
	All establishments	537	10 815	180 729	749 567
	Establishments with 1 to 4 employees	329	523	9 159	84 964
	Establishments with 5 to 9 employees	51	336	4 160	19 151
	Establishments with 10 to 19 employees	63	911	12 475	50 400
	Establishments with 20 to 49 employees	49	1 544	20 329	84 233
	Establishments with 50 to 99 employees	18	g	D	D
	Establishments with 100 to 249 employees	20	h	D	D
	Establishments with 250 to 499 employees	6	g	D	D
	Establishments with 500 to 999 employees	—	—	—	—
	Establishments with 1,000 employees or more	1	g	D	D
51821	Data processing, hosting, and related services				
	All establishments	537	10 815	180 729	749 567
	Establishments with 1 to 4 employees	329	523	9 159	84 964
	Establishments with 5 to 9 employees	51	336	4 160	19 151
	Establishments with 10 to 19 employees	63	911	12 475	50 400
	Establishments with 20 to 49 employees	49	1 544	20 329	84 233
	Establishments with 50 to 99 employees	18	g	D	D
	Establishments with 100 to 249 employees	20	h	D	D
	Establishments with 250 to 499 employees	6	g	D	D
	Establishments with 500 to 999 employees	—	—	—	—
	Establishments with 1,000 employees or more	1	g	D	D
518210	Data processing, hosting, and related services				
	All establishments	537	10 815	180 729	749 567
	Establishments with 1 to 4 employees	329	523	9 159	84 964
	Establishments with 5 to 9 employees	51	336	4 160	19 151
	Establishments with 10 to 19 employees	63	911	12 475	50 400
	Establishments with 20 to 49 employees	49	1 544	20 329	84 233
	Establishments with 50 to 99 employees	18	g	D	D
	Establishments with 100 to 249 employees	20	h	D	D
	Establishments with 250 to 499 employees	6	g	D	D
	Establishments with 500 to 999 employees	—	—	—	—
	Establishments with 1,000 employees or more	1	g	D	D

See footnotes at end of table.

Table 2. Establishments, Employees, and Payroll by Industry and Employment Size of Establishments for the State: 2004—Con.

[Excludes most government employees, railroad employees, and self-employed persons. Size class 1 to 4 employees includes establishments having payroll, but no employees, during mid-March pay period. For meaning of abbreviations and symbols, see introductory text. For explanation of terms, see Appendix A. For statement on reliability, see the note at the end of the table and Appendix C]

NAICS code	Geography, kind of business, and employment size class	Establishments (number)	Paid employees for pay period including March 12 (number)	First-quarter payroll (\$1,000)	Annual payroll (\$1,000)
	NEW JERSEY—Con.				
51	Information—Con.				
519	Other information services				
	All establishments	124	1 595	14 968	65 567
	Establishments with 1 to 4 employees	68	c	D	D
	Establishments with 5 to 9 employees	23	c	D	D
	Establishments with 10 to 19 employees	23	294	1 984	7 948
	Establishments with 20 to 49 employees	4	c	D	D
	Establishments with 50 to 99 employees	2	c	D	D
	Establishments with 100 to 249 employees	3	e	D	D
	Establishments with 250 to 499 employees	1	e	D	D
	Establishments with 500 to 999 employees	—	—	—	—
	Establishments with 1,000 employees or more	—	—	—	—
5191	Other information services				
	All establishments	124	1 595	14 968	65 567
	Establishments with 1 to 4 employees	68	c	D	D
	Establishments with 5 to 9 employees	23	c	D	D
	Establishments with 10 to 19 employees	23	294	1 984	7 948
	Establishments with 20 to 49 employees	4	c	D	D
	Establishments with 50 to 99 employees	2	c	D	D
	Establishments with 100 to 249 employees	3	e	D	D
	Establishments with 250 to 499 employees	1	e	D	D
	Establishments with 500 to 999 employees	—	—	—	—
	Establishments with 1,000 employees or more	—	—	—	—
51911	News syndicates				
	All establishments	19	464	5 654	22 850
	Establishments with 1 to 4 employees	9	a	D	D
	Establishments with 5 to 9 employees	4	b	D	D
	Establishments with 10 to 19 employees	3	b	D	D
	Establishments with 20 to 49 employees	—	—	—	—
	Establishments with 50 to 99 employees	1	b	D	D
	Establishments with 100 to 249 employees	2	e	D	D
	Establishments with 250 to 499 employees	—	—	—	—
	Establishments with 500 to 999 employees	—	—	—	—
	Establishments with 1,000 employees or more	—	—	—	—
519110	News syndicates				
	All establishments	19	464	5 654	22 850
	Establishments with 1 to 4 employees	9	a	D	D
	Establishments with 5 to 9 employees	4	b	D	D
	Establishments with 10 to 19 employees	3	b	D	D
	Establishments with 20 to 49 employees	—	—	—	—
	Establishments with 50 to 99 employees	1	b	D	D
	Establishments with 100 to 249 employees	2	e	D	D
	Establishments with 250 to 499 employees	—	—	—	—
	Establishments with 500 to 999 employees	—	—	—	—
	Establishments with 1,000 employees or more	—	—	—	—
51912	Libraries and archives				
	All establishments	66	788	6 230	29 303
	Establishments with 1 to 4 employees	31	b	D	D
	Establishments with 5 to 9 employees	15	b	D	D
	Establishments with 10 to 19 employees	16	213	848	3 576
	Establishments with 20 to 49 employees	3	c	D	D
	Establishments with 50 to 99 employees	—	—	—	—
	Establishments with 100 to 249 employees	—	—	—	—
	Establishments with 250 to 499 employees	1	e	D	D
	Establishments with 500 to 999 employees	—	—	—	—
	Establishments with 1,000 employees or more	—	—	—	—
519120	Libraries and archives				
	All establishments	66	788	6 230	29 303
	Establishments with 1 to 4 employees	31	b	D	D
	Establishments with 5 to 9 employees	15	b	D	D
	Establishments with 10 to 19 employees	16	213	848	3 576
	Establishments with 20 to 49 employees	3	c	D	D
	Establishments with 50 to 99 employees	—	—	—	—
	Establishments with 100 to 249 employees	—	—	—	—
	Establishments with 250 to 499 employees	1	e	D	D
	Establishments with 500 to 999 employees	—	—	—	—
	Establishments with 1,000 employees or more	—	—	—	—
51919	All other information services				
	All establishments	39	343	3 084	13 414
	Establishments with 1 to 4 employees	28	b	D	D
	Establishments with 5 to 9 employees	4	b	D	D
	Establishments with 10 to 19 employees	4	b	D	D
	Establishments with 20 to 49 employees	1	b	D	D
	Establishments with 50 to 99 employees	1	b	D	D
	Establishments with 100 to 249 employees	1	c	D	D
	Establishments with 250 to 499 employees	—	—	—	—
	Establishments with 500 to 999 employees	—	—	—	—
	Establishments with 1,000 employees or more	—	—	—	—

See footnotes at end of table.

Table 2. Establishments, Employees, and Payroll by Industry and Employment Size of Establishments for the State: 2004—Con.

[Excludes most government employees, railroad employees, and self-employed persons. Size class 1 to 4 employees includes establishments having payroll, but no employees, during mid-March pay period. For meaning of abbreviations and symbols, see introductory text. For explanation of terms, see Appendix A. For statement on reliability, see the note at the end of the table and Appendix C]

NAICS code	Geography, kind of business, and employment size class	Establishments (number)	Paid employees for pay period including March 12 (number)	First-quarter payroll (\$1,000)	Annual payroll (\$1,000)
	NEW JERSEY—Con.				
51	Information—Con.				
519	Other information services—Con.				
5191	Other information services—Con.				
51919	All other information services—Con.				
519190	All other information services				
	All establishments	39	343	3 084	13 414
	Establishments with 1 to 4 employees	28	b	D	D
	Establishments with 5 to 9 employees	4	b	D	D
	Establishments with 10 to 19 employees	4	b	D	D
	Establishments with 20 to 49 employees	1	b	D	D
	Establishments with 50 to 99 employees	1	b	D	D
	Establishments with 100 to 249 employees	1	c	D	D
	Establishments with 250 to 499 employees	—	—	—	—
	Establishments with 500 to 999 employees	—	—	—	—
	Establishments with 1,000 employees or more	—	—	—	—
52	Finance and insurance				
	All establishments	12 715	218 513	4 910 568	16 728 372
	Establishments with 1 to 4 employees	6 481	10 647	173 975	988 285
	Establishments with 5 to 9 employees	2 914	19 610	252 023	959 475
	Establishments with 10 to 19 employees	1 745	23 098	349 996	1 362 435
	Establishments with 20 to 49 employees	945	28 330	566 363	2 076 492
	Establishments with 50 to 99 employees	308	21 166	500 942	1 815 778
	Establishments with 100 to 249 employees	200	30 194	833 437	2 833 324
	Establishments with 250 to 499 employees	71	24 269	580 244	1 814 220
	Establishments with 500 to 999 employees	34	23 688	710 740	2 038 576
	Establishments with 1,000 employees or more	17	37 511	942 848	2 839 787
521	Monetary authorities - central bank				
	All establishments	2	f	D	D
	Establishments with 1 to 4 employees	1	a	D	D
	Establishments with 5 to 9 employees	—	—	—	—
	Establishments with 10 to 19 employees	—	—	—	—
	Establishments with 20 to 49 employees	—	—	—	—
	Establishments with 50 to 99 employees	—	—	—	—
	Establishments with 100 to 249 employees	—	—	—	—
	Establishments with 250 to 499 employees	—	—	—	—
	Establishments with 500 to 999 employees	1	f	D	D
	Establishments with 1,000 employees or more	—	—	—	—
5211	Monetary authorities - central bank				
	All establishments	2	f	D	D
	Establishments with 1 to 4 employees	1	a	D	D
	Establishments with 5 to 9 employees	—	—	—	—
	Establishments with 10 to 19 employees	—	—	—	—
	Establishments with 20 to 49 employees	—	—	—	—
	Establishments with 50 to 99 employees	—	—	—	—
	Establishments with 100 to 249 employees	—	—	—	—
	Establishments with 250 to 499 employees	—	—	—	—
	Establishments with 500 to 999 employees	1	f	D	D
	Establishments with 1,000 employees or more	—	—	—	—
52111	Monetary authorities - central bank				
	All establishments	2	f	D	D
	Establishments with 1 to 4 employees	1	a	D	D
	Establishments with 5 to 9 employees	—	—	—	—
	Establishments with 10 to 19 employees	—	—	—	—
	Establishments with 20 to 49 employees	—	—	—	—
	Establishments with 50 to 99 employees	—	—	—	—
	Establishments with 100 to 249 employees	—	—	—	—
	Establishments with 250 to 499 employees	—	—	—	—
	Establishments with 500 to 999 employees	1	f	D	D
	Establishments with 1,000 employees or more	—	—	—	—
521110	Monetary authorities - central bank				
	All establishments	2	f	D	D
	Establishments with 1 to 4 employees	1	a	D	D
	Establishments with 5 to 9 employees	—	—	—	—
	Establishments with 10 to 19 employees	—	—	—	—
	Establishments with 20 to 49 employees	—	—	—	—
	Establishments with 50 to 99 employees	—	—	—	—
	Establishments with 100 to 249 employees	—	—	—	—
	Establishments with 250 to 499 employees	—	—	—	—
	Establishments with 500 to 999 employees	1	f	D	D
	Establishments with 1,000 employees or more	—	—	—	—
522	Credit intermediation and related activities				
	All establishments	5 603	88 460	1 305 524	4 926 671
	Establishments with 1 to 4 employees	1 841	h	D	D
	Establishments with 5 to 9 employees	1 911	13 044	129 005	496 214
	Establishments with 10 to 19 employees	1 118	14 564	151 829	627 939
	Establishments with 20 to 49 employees	501	j	D	D
	Establishments with 50 to 99 employees	126	i	D	D
	Establishments with 100 to 249 employees	65	i	D	D
	Establishments with 250 to 499 employees	27	i	D	D
	Establishments with 500 to 999 employees	12	i	D	D
	Establishments with 1,000 employees or more	2	i	D	D

See footnotes at end of table.

Table 2. Establishments, Employees, and Payroll by Industry and Employment Size of Establishments for the State: 2004—Con.

[Excludes most government employees, railroad employees, and self-employed persons. Size class 1 to 4 employees includes establishments having payroll, but no employees, during mid-March pay period. For meaning of abbreviations and symbols, see introductory text. For explanation of terms, see Appendix A. For statement on reliability, see the note at the end of the table and Appendix C]

NAICS code	Geography, kind of business, and employment size class	Establishments (number)	Paid employees for pay period including March 12 (number)	First-quarter payroll (\$1,000)	Annual payroll (\$1,000)
	NEW JERSEY—Con.				
52	Finance and insurance—Con.				
522	Credit intermediation and related activities—Con.				
5221	Depository credit intermediation				
	All establishments	3 677	53 557	692 935	2 613 517
	Establishments with 1 to 4 employees	796	1 639	25 908	104 157
	Establishments with 5 to 9 employees	1 515	10 461	87 275	342 226
	Establishments with 10 to 19 employees	900	11 561	102 327	415 209
	Establishments with 20 to 49 employees	337	9 762	116 326	433 471
	Establishments with 50 to 99 employees	70	4 693	67 993	264 234
	Establishments with 100 to 249 employees	39	5 632	91 722	362 650
	Establishments with 250 to 499 employees	12	4 101	77 149	262 812
	Establishments with 500 to 999 employees	7	h	D	D
	Establishments with 1,000 employees or more	1	g	D	D
52211	Commercial banking				
	All establishments	2 394	37 666	506 531	1 895 624
	Establishments with 1 to 4 employees	475	961	18 306	74 691
	Establishments with 5 to 9 employees	958	6 652	57 301	223 251
	Establishments with 10 to 19 employees	619	7 974	72 399	295 261
	Establishments with 20 to 49 employees	254	7 366	88 628	324 143
	Establishments with 50 to 99 employees	45	3 063	49 389	182 764
	Establishments with 100 to 249 employees	29	4 198	69 315	286 478
	Establishments with 250 to 499 employees	8	2 909	53 702	172 743
	Establishments with 500 to 999 employees	5	h	D	D
	Establishments with 1,000 employees or more	1	g	D	D
522110	Commercial banking				
	All establishments	2 394	37 666	506 531	1 895 624
	Establishments with 1 to 4 employees	475	961	18 306	74 691
	Establishments with 5 to 9 employees	958	6 652	57 301	223 251
	Establishments with 10 to 19 employees	619	7 974	72 399	295 261
	Establishments with 20 to 49 employees	254	7 366	88 628	324 143
	Establishments with 50 to 99 employees	45	3 063	49 389	182 764
	Establishments with 100 to 249 employees	29	4 198	69 315	286 478
	Establishments with 250 to 499 employees	8	2 909	53 702	172 743
	Establishments with 500 to 999 employees	5	h	D	D
	Establishments with 1,000 employees or more	1	g	D	D
52212	Savings institutions				
	All establishments	963	11 759	133 537	519 296
	Establishments with 1 to 4 employees	141	273	4 763	18 027
	Establishments with 5 to 9 employees	483	h	D	D
	Establishments with 10 to 19 employees	249	3 155	26 114	103 699
	Establishments with 20 to 49 employees	64	1 852	23 433	90 977
	Establishments with 50 to 99 employees	14	873	11 267	51 182
	Establishments with 100 to 249 employees	8	g	D	D
	Establishments with 250 to 499 employees	4	1 192	23 447	90 069
	Establishments with 500 to 999 employees	—	—	—	—
	Establishments with 1,000 employees or more	—	—	—	—
522120	Savings institutions				
	All establishments	963	11 759	133 537	519 296
	Establishments with 1 to 4 employees	141	273	4 763	18 027
	Establishments with 5 to 9 employees	483	h	D	D
	Establishments with 10 to 19 employees	249	3 155	26 114	103 699
	Establishments with 20 to 49 employees	64	1 852	23 433	90 977
	Establishments with 50 to 99 employees	14	873	11 267	51 182
	Establishments with 100 to 249 employees	8	g	D	D
	Establishments with 250 to 499 employees	4	1 192	23 447	90 069
	Establishments with 500 to 999 employees	—	—	—	—
	Establishments with 1,000 employees or more	—	—	—	—
52213	Credit unions				
	All establishments	312	h	D	D
	Establishments with 1 to 4 employees	174	400	2 806	11 235
	Establishments with 5 to 9 employees	73	e	D	D
	Establishments with 10 to 19 employees	32	432	3 814	16 249
	Establishments with 20 to 49 employees	19	544	4 265	18 351
	Establishments with 50 to 99 employees	11	757	7 337	30 288
	Establishments with 100 to 249 employees	2	e	D	D
	Establishments with 250 to 499 employees	—	—	—	—
	Establishments with 500 to 999 employees	1	f	D	D
	Establishments with 1,000 employees or more	—	—	—	—
522130	Credit unions				
	All establishments	312	h	D	D
	Establishments with 1 to 4 employees	174	400	2 806	11 235
	Establishments with 5 to 9 employees	73	e	D	D
	Establishments with 10 to 19 employees	32	432	3 814	16 249
	Establishments with 20 to 49 employees	19	544	4 265	18 351
	Establishments with 50 to 99 employees	11	757	7 337	30 288
	Establishments with 100 to 249 employees	2	e	D	D
	Establishments with 250 to 499 employees	—	—	—	—
	Establishments with 500 to 999 employees	1	f	D	D
	Establishments with 1,000 employees or more	—	—	—	—

See footnotes at end of table.

Table 2. Establishments, Employees, and Payroll by Industry and Employment Size of Establishments for the State: 2004—Con.

[Excludes most government employees, railroad employees, and self-employed persons. Size class 1 to 4 employees includes establishments having payroll, but no employees, during mid-March pay period. For meaning of abbreviations and symbols, see introductory text. For explanation of terms, see Appendix A. For statement on reliability, see the note at the end of the table and Appendix C]

NAICS code	Geography, kind of business, and employment size class	Establishments (number)	Paid employees for pay period including March 12 (number)	First-quarter payroll (\$1,000)	Annual payroll (\$1,000)
52	NEW JERSEY—Con.				
	Finance and insurance—Con.				
522	Credit intermediation and related activities—Con.				
5221	Depository credit intermediation—Con.				
52219	Other depository credit intermediation				
	All establishments	8	f	D	D
	Establishments with 1 to 4 employees	6	5	33	204
	Establishments with 5 to 9 employees	1	a	D	D
	Establishments with 10 to 19 employees	—	—	—	—
	Establishments with 20 to 49 employees	—	—	—	—
	Establishments with 50 to 99 employees	—	—	—	—
	Establishments with 100 to 249 employees	—	—	—	—
	Establishments with 250 to 499 employees	—	—	—	—
	Establishments with 500 to 999 employees	1	f	D	D
	Establishments with 1,000 employees or more	—	—	—	—
522190	Other depository credit intermediation				
	All establishments	8	f	D	D
	Establishments with 1 to 4 employees	6	5	33	204
	Establishments with 5 to 9 employees	1	a	D	D
	Establishments with 10 to 19 employees	—	—	—	—
	Establishments with 20 to 49 employees	—	—	—	—
	Establishments with 50 to 99 employees	—	—	—	—
	Establishments with 100 to 249 employees	—	—	—	—
	Establishments with 250 to 499 employees	—	—	—	—
	Establishments with 500 to 999 employees	1	f	D	D
	Establishments with 1,000 employees or more	—	—	—	—
5222	Nondepository credit intermediation				
	All establishments	1 254	27 548	515 041	1 905 574
	Establishments with 1 to 4 employees	600	1 067	19 157	106 238
	Establishments with 5 to 9 employees	273	1 758	33 688	118 752
	Establishments with 10 to 19 employees	166	2 299	41 253	176 366
	Establishments with 20 to 49 employees	138	4 112	79 069	307 665
	Establishments with 50 to 99 employees	39	2 640	46 134	184 879
	Establishments with 100 to 249 employees	22	h	D	D
	Establishments with 250 to 499 employees	12	3 919	92 843	320 857
	Establishments with 500 to 999 employees	3	g	D	D
	Establishments with 1,000 employees or more	1	i	D	D
52221	Credit card issuing				
	All establishments	14	c	D	D
	Establishments with 1 to 4 employees	12	a	D	D
	Establishments with 5 to 9 employees	—	—	—	—
	Establishments with 10 to 19 employees	1	a	D	D
	Establishments with 20 to 49 employees	—	—	—	—
	Establishments with 50 to 99 employees	—	—	—	—
	Establishments with 100 to 249 employees	1	c	D	D
	Establishments with 250 to 499 employees	—	—	—	—
	Establishments with 500 to 999 employees	—	—	—	—
	Establishments with 1,000 employees or more	—	—	—	—
522210	Credit card issuing				
	All establishments	14	c	D	D
	Establishments with 1 to 4 employees	12	a	D	D
	Establishments with 5 to 9 employees	—	—	—	—
	Establishments with 10 to 19 employees	1	a	D	D
	Establishments with 20 to 49 employees	—	—	—	—
	Establishments with 50 to 99 employees	—	—	—	—
	Establishments with 100 to 249 employees	1	c	D	D
	Establishments with 250 to 499 employees	—	—	—	—
	Establishments with 500 to 999 employees	—	—	—	—
	Establishments with 1,000 employees or more	—	—	—	—
52222	Sales financing				
	All establishments	217	i	D	D
	Establishments with 1 to 4 employees	111	c	D	D
	Establishments with 5 to 9 employees	38	e	D	D
	Establishments with 10 to 19 employees	26	e	D	D
	Establishments with 20 to 49 employees	26	851	26 633	62 522
	Establishments with 50 to 99 employees	4	260	7 752	26 247
	Establishments with 100 to 249 employees	6	g	D	D
	Establishments with 250 to 499 employees	5	1 676	38 002	128 492
	Establishments with 500 to 999 employees	1	f	D	D
	Establishments with 1,000 employees or more	—	—	—	—
522220	Sales financing				
	All establishments	217	i	D	D
	Establishments with 1 to 4 employees	111	c	D	D
	Establishments with 5 to 9 employees	38	e	D	D
	Establishments with 10 to 19 employees	26	e	D	D
	Establishments with 20 to 49 employees	26	851	26 633	62 522
	Establishments with 50 to 99 employees	4	260	7 752	26 247
	Establishments with 100 to 249 employees	6	g	D	D
	Establishments with 250 to 499 employees	5	1 676	38 002	128 492
	Establishments with 500 to 999 employees	1	f	D	D
	Establishments with 1,000 employees or more	—	—	—	—

See footnotes at end of table.

Table 2. Establishments, Employees, and Payroll by Industry and Employment Size of Establishments for the State: 2004—Con.

[Excludes most government employees, railroad employees, and self-employed persons. Size class 1 to 4 employees includes establishments having payroll, but no employees, during mid-March pay period. For meaning of abbreviations and symbols, see introductory text. For explanation of terms, see Appendix A. For statement on reliability, see the note at the end of the table and Appendix C]

NAICS code	Geography, kind of business, and employment size class	Establishments (number)	Paid employees for pay period including March 12 (number)	First-quarter payroll (\$1,000)	Annual payroll (\$1,000)
52	NEW JERSEY—Con.				
	Finance and insurance—Con.				
522	Credit intermediation and related activities—Con.				
5222	Nondepository credit intermediation—Con.				
52229	Other nondepository credit intermediation				
	All establishments	1 023	j	D	D
	Establishments with 1 to 4 employees	477	860	13 996	78 774
	Establishments with 5 to 9 employees	235	g	D	D
	Establishments with 10 to 19 employees	139	1 901	33 793	147 616
	Establishments with 20 to 49 employees	112	3 261	52 436	245 143
	Establishments with 50 to 99 employees	35	2 380	38 382	158 632
	Establishments with 100 to 249 employees	15	2 208	42 840	173 083
	Establishments with 250 to 499 employees	7	2 243	54 841	192 365
	Establishments with 500 to 999 employees	2	g	D	D
	Establishments with 1,000 employees or more	1	i	D	D
522291	Consumer lending				
	All establishments	156	1 610	28 134	99 470
	Establishments with 1 to 4 employees	70	133	1 648	8 394
	Establishments with 5 to 9 employees	71	e	D	D
	Establishments with 10 to 19 employees	6	b	D	D
	Establishments with 20 to 49 employees	3	b	D	D
	Establishments with 50 to 99 employees	2	c	D	D
	Establishments with 100 to 249 employees	3	e	D	D
	Establishments with 250 to 499 employees	1	e	D	D
	Establishments with 500 to 999 employees	—	—	—	—
	Establishments with 1,000 employees or more	—	—	—	—
522292	Real estate credit				
	All establishments	784	19 118	341 997	1 314 463
	Establishments with 1 to 4 employees	352	640	11 279	64 143
	Establishments with 5 to 9 employees	153	989	23 726	76 544
	Establishments with 10 to 19 employees	124	1 700	30 302	129 827
	Establishments with 20 to 49 employees	106	3 090	50 307	237 924
	Establishments with 50 to 99 employees	33	g	D	D
	Establishments with 100 to 249 employees	9	1 321	22 213	103 261
	Establishments with 250 to 499 employees	4	g	D	D
	Establishments with 500 to 999 employees	2	g	D	D
	Establishments with 1,000 employees or more	1	i	D	D
522293	International trade financing				
	All establishments	22	f	D	D
	Establishments with 1 to 4 employees	13	b	D	D
	Establishments with 5 to 9 employees	3	20	446	2 039
	Establishments with 10 to 19 employees	3	b	D	D
	Establishments with 20 to 49 employees	—	—	—	—
	Establishments with 50 to 99 employees	—	—	—	—
	Establishments with 100 to 249 employees	1	c	D	D
	Establishments with 250 to 499 employees	2	f	D	D
	Establishments with 500 to 999 employees	—	—	—	—
	Establishments with 1,000 employees or more	—	—	—	—
522294	Secondary market financing				
	All establishments	8	c	D	D
	Establishments with 1 to 4 employees	5	a	D	D
	Establishments with 5 to 9 employees	2	a	D	D
	Establishments with 10 to 19 employees	—	—	—	—
	Establishments with 20 to 49 employees	—	—	—	—
	Establishments with 50 to 99 employees	—	—	—	—
	Establishments with 100 to 249 employees	1	c	D	D
	Establishments with 250 to 499 employees	—	—	—	—
	Establishments with 500 to 999 employees	—	—	—	—
	Establishments with 1,000 employees or more	—	—	—	—
522298	All other nondepository credit intermediation				
	All establishments	53	e	D	D
	Establishments with 1 to 4 employees	37	61	734	3 131
	Establishments with 5 to 9 employees	6	b	D	D
	Establishments with 10 to 19 employees	6	84	2 015	12 037
	Establishments with 20 to 49 employees	3	b	D	D
	Establishments with 50 to 99 employees	—	—	—	—
	Establishments with 100 to 249 employees	1	c	D	D
	Establishments with 250 to 499 employees	—	—	—	—
	Establishments with 500 to 999 employees	—	—	—	—
	Establishments with 1,000 employees or more	—	—	—	—
5223	Activities related to credit intermediation				
	All establishments	672	7 355	97 548	407 580
	Establishments with 1 to 4 employees	445	f	D	D
	Establishments with 5 to 9 employees	123	825	8 042	35 236
	Establishments with 10 to 19 employees	52	704	8 249	36 364
	Establishments with 20 to 49 employees	26	f	D	D
	Establishments with 50 to 99 employees	17	g	D	D
	Establishments with 100 to 249 employees	4	f	D	D
	Establishments with 250 to 499 employees	3	f	D	D
	Establishments with 500 to 999 employees	2	g	D	D
	Establishments with 1,000 employees or more	—	—	—	—

See footnotes at end of table.

Table 2. Establishments, Employees, and Payroll by Industry and Employment Size of Establishments for the State: 2004—Con.

[Excludes most government employees, railroad employees, and self-employed persons. Size class 1 to 4 employees includes establishments having payroll, but no employees, during mid-March pay period. For meaning of abbreviations and symbols, see introductory text. For explanation of terms, see Appendix A. For statement on reliability, see the note at the end of the table and Appendix C]

NAICS code	Geography, kind of business, and employment size class	Establishments (number)	Paid employees for pay period including March 12 (number)	First-quarter payroll (\$1,000)	Annual payroll (\$1,000)
52	NEW JERSEY—Con.				
	Finance and insurance—Con.				
522	Credit intermediation and related activities—Con.				
5223	Activities related to credit intermediation—Con.				
52231	Mortgage and nonmortgage loan brokers				
	All establishments	293	3 133	43 227	195 986
	Establishments with 1 to 4 employees	193	293	3 762	19 848
	Establishments with 5 to 9 employees	50	335	3 833	16 929
	Establishments with 10 to 19 employees	24	327	3 815	19 203
	Establishments with 20 to 49 employees	16	e	D	D
	Establishments with 50 to 99 employees	7	417	4 399	18 251
	Establishments with 100 to 249 employees	1	c	D	D
	Establishments with 250 to 499 employees	1	e	D	D
	Establishments with 500 to 999 employees	1	f	D	D
	Establishments with 1,000 employees or more	—	—	—	—
522310	Mortgage and nonmortgage loan brokers				
	All establishments	293	3 133	43 227	195 986
	Establishments with 1 to 4 employees	193	293	3 762	19 848
	Establishments with 5 to 9 employees	50	335	3 833	16 929
	Establishments with 10 to 19 employees	24	327	3 815	19 203
	Establishments with 20 to 49 employees	16	e	D	D
	Establishments with 50 to 99 employees	7	417	4 399	18 251
	Establishments with 100 to 249 employees	1	c	D	D
	Establishments with 250 to 499 employees	1	e	D	D
	Establishments with 500 to 999 employees	1	f	D	D
	Establishments with 1,000 employees or more	—	—	—	—
52232	Financial transactions processing, reserve, and clearinghouse activities				
	All establishments	119	2 553	34 921	131 094
	Establishments with 1 to 4 employees	70	c	D	D
	Establishments with 5 to 9 employees	22	142	1 402	5 885
	Establishments with 10 to 19 employees	12	152	2 172	8 693
	Establishments with 20 to 49 employees	2	b	D	D
	Establishments with 50 to 99 employees	8	596	9 030	33 134
	Establishments with 100 to 249 employees	3	e	D	D
	Establishments with 250 to 499 employees	1	e	D	D
	Establishments with 500 to 999 employees	1	f	D	D
	Establishments with 1,000 employees or more	—	—	—	—
522320	Financial transactions processing, reserve, and clearinghouse activities				
	All establishments	119	2 553	34 921	131 094
	Establishments with 1 to 4 employees	70	c	D	D
	Establishments with 5 to 9 employees	22	142	1 402	5 885
	Establishments with 10 to 19 employees	12	152	2 172	8 693
	Establishments with 20 to 49 employees	2	b	D	D
	Establishments with 50 to 99 employees	8	596	9 030	33 134
	Establishments with 100 to 249 employees	3	e	D	D
	Establishments with 250 to 499 employees	1	e	D	D
	Establishments with 500 to 999 employees	1	f	D	D
	Establishments with 1,000 employees or more	—	—	—	—
52239	Other activities related to credit intermediation				
	All establishments	260	1 669	19 400	80 500
	Establishments with 1 to 4 employees	182	402	3 375	14 498
	Establishments with 5 to 9 employees	51	348	2 807	12 422
	Establishments with 10 to 19 employees	16	225	2 262	8 468
	Establishments with 20 to 49 employees	8	e	D	D
	Establishments with 50 to 99 employees	2	c	D	D
	Establishments with 100 to 249 employees	—	—	—	—
	Establishments with 250 to 499 employees	1	e	D	D
	Establishments with 500 to 999 employees	—	—	—	—
	Establishments with 1,000 employees or more	—	—	—	—
522390	Other activities related to credit intermediation				
	All establishments	260	1 669	19 400	80 500
	Establishments with 1 to 4 employees	182	402	3 375	14 498
	Establishments with 5 to 9 employees	51	348	2 807	12 422
	Establishments with 10 to 19 employees	16	225	2 262	8 468
	Establishments with 20 to 49 employees	8	e	D	D
	Establishments with 50 to 99 employees	2	c	D	D
	Establishments with 100 to 249 employees	—	—	—	—
	Establishments with 250 to 499 employees	1	e	D	D
	Establishments with 500 to 999 employees	—	—	—	—
	Establishments with 1,000 employees or more	—	—	—	—
523	Securities, commodity contracts, other financial investments, and related activities				
	All establishments	3 060	46 135	1 613 689	5 158 099
	Establishments with 1 to 4 employees	2 239	2 809	62 060	462 336
	Establishments with 5 to 9 employees	314	g	D	D
	Establishments with 10 to 19 employees	192	2 597	87 451	296 133
	Establishments with 20 to 49 employees	170	i	D	D
	Establishments with 50 to 99 employees	68	4 738	220 016	755 942
	Establishments with 100 to 249 employees	52	8 004	379 473	1 131 793
	Establishments with 250 to 499 employees	13	h	D	D

See footnotes at end of table.

Table 2. Establishments, Employees, and Payroll by Industry and Employment Size of Establishments for the State: 2004—Con.

[Excludes most government employees, railroad employees, and self-employed persons. Size class 1 to 4 employees includes establishments having payroll, but no employees, during mid-March pay period. For meaning of abbreviations and symbols, see introductory text. For explanation of terms, see Appendix A. For statement on reliability, see the note at the end of the table and Appendix C]

NAICS code	Geography, kind of business, and employment size class	Establishments (number)	Paid employees for pay period including March 12 (number)	First-quarter payroll (\$1,000)	Annual payroll (\$1,000)
52	NEW JERSEY—Con.				
	Finance and insurance—Con.				
523	Securities, commodity contracts, other financial investments, and related activities—Con.				
	All establishments—Con.				
	Establishments with 500 to 999 employees	8	6 194	244 171	682 781
	Establishments with 1,000 employees or more	4	j	D	D
5231	Securities and commodity contracts intermediation and brokerage				
	All establishments	1 703	34 922	1 258 859	3 813 765
	Establishments with 1 to 4 employees	1 173	1 270	34 895	312 815
	Establishments with 5 to 9 employees	165	g	D	D
	Establishments with 10 to 19 employees	132	1 799	59 117	192 968
	Establishments with 20 to 49 employees	123	3 661	115 819	400 620
	Establishments with 50 to 99 employees	54	3 763	146 885	498 197
	Establishments with 100 to 249 employees	37	5 525	283 759	843 587
	Establishments with 250 to 499 employees	10	h	D	D
	Establishments with 500 to 999 employees	5	4 200	201 618	511 012
	Establishments with 1,000 employees or more	4	j	D	D
52311	Investment banking and securities dealing				
	All establishments	572	11 104	397 378	1 223 558
	Establishments with 1 to 4 employees	496	239	10 649	208 436
	Establishments with 5 to 9 employees	18	c	D	D
	Establishments with 10 to 19 employees	17	248	9 238	30 903
	Establishments with 20 to 49 employees	17	e	D	D
	Establishments with 50 to 99 employees	8	598	26 082	101 653
	Establishments with 100 to 249 employees	11	1 732	67 076	219 232
	Establishments with 250 to 499 employees	2	e	D	D
	Establishments with 500 to 999 employees	1	g	D	D
	Establishments with 1,000 employees or more	2	i	D	D
523110	Investment banking and securities dealing				
	All establishments	572	11 104	397 378	1 223 558
	Establishments with 1 to 4 employees	496	239	10 649	208 436
	Establishments with 5 to 9 employees	18	c	D	D
	Establishments with 10 to 19 employees	17	248	9 238	30 903
	Establishments with 20 to 49 employees	17	e	D	D
	Establishments with 50 to 99 employees	8	598	26 082	101 653
	Establishments with 100 to 249 employees	11	1 732	67 076	219 232
	Establishments with 250 to 499 employees	1	e	D	D
	Establishments with 500 to 999 employees	2	g	D	D
	Establishments with 1,000 employees or more	2	i	D	D
52312	Securities brokerage				
	All establishments	1 047	22 581	821 165	2 479 877
	Establishments with 1 to 4 employees	610	945	22 906	94 777
	Establishments with 5 to 9 employees	139	891	20 377	72 733
	Establishments with 10 to 19 employees	111	1 504	47 841	158 718
	Establishments with 20 to 49 employees	102	3 073	97 145	329 156
	Establishments with 50 to 99 employees	46	3 165	120 803	396 544
	Establishments with 100 to 249 employees	26	3 793	216 683	624 355
	Establishments with 250 to 499 employees	9	h	D	D
	Establishments with 500 to 999 employees	2	g	D	D
	Establishments with 1,000 employees or more	2	h	D	D
523120	Securities brokerage				
	All establishments	1 047	22 581	821 165	2 479 877
	Establishments with 1 to 4 employees	610	945	22 906	94 777
	Establishments with 5 to 9 employees	139	891	20 377	72 733
	Establishments with 10 to 19 employees	111	1 504	47 841	158 718
	Establishments with 20 to 49 employees	102	3 073	97 145	329 156
	Establishments with 50 to 99 employees	46	3 165	120 803	396 544
	Establishments with 100 to 249 employees	26	3 793	216 683	624 355
	Establishments with 250 to 499 employees	9	h	D	D
	Establishments with 500 to 999 employees	2	g	D	D
	Establishments with 1,000 employees or more	2	h	D	D
52313	Commodity contracts dealing				
	All establishments	46	c	D	D
	Establishments with 1 to 4 employees	38	43	633	6 000
	Establishments with 5 to 9 employees	4	b	D	D
	Establishments with 10 to 19 employees	3	b	D	D
	Establishments with 20 to 49 employees	1	b	D	D
	Establishments with 50 to 99 employees	—	—	—	—
	Establishments with 100 to 249 employees	—	—	—	—
	Establishments with 250 to 499 employees	—	—	—	—
	Establishments with 500 to 999 employees	—	—	—	—
	Establishments with 1,000 employees or more	—	—	—	—
523130	Commodity contracts dealing				
	All establishments	46	c	D	D
	Establishments with 1 to 4 employees	38	43	633	6 000
	Establishments with 5 to 9 employees	4	b	D	D
	Establishments with 10 to 19 employees	3	b	D	D
	Establishments with 20 to 49 employees	1	b	D	D
	Establishments with 50 to 99 employees	—	—	—	—
	Establishments with 100 to 249 employees	—	—	—	—
	Establishments with 250 to 499 employees	—	—	—	—

See footnotes at end of table.

Table 2. Establishments, Employees, and Payroll by Industry and Employment Size of Establishments for the State: 2004—Con.

[Excludes most government employees, railroad employees, and self-employed persons. Size class 1 to 4 employees includes establishments having payroll, but no employees, during mid-March pay period. For meaning of abbreviations and symbols, see introductory text. For explanation of terms, see Appendix A. For statement on reliability, see the note at the end of the table and Appendix C]

NAICS code	Geography, kind of business, and employment size class	Establishments (number)	Paid employees for pay period including March 12 (number)	First-quarter payroll (\$1,000)	Annual payroll (\$1,000)
52	NEW JERSEY—Con.				
	Finance and insurance—Con.				
523	Securities, commodity contracts, other financial investments, and related activities—Con.				
5231	Securities and commodity contracts intermediation and brokerage—Con.				
52313	Commodity contracts dealing—Con.				
523130	Commodity contracts dealing—Con.				
	All establishments—Con.				
	Establishments with 500 to 999 employees	—	—	—	—
	Establishments with 1,000 employees or more	—	—	—	—
52314	Commodity contracts brokerage				
	All establishments	38	g	D	D
	Establishments with 1 to 4 employees	29	43	707	3 602
	Establishments with 5 to 9 employees	4	b	D	D
	Establishments with 10 to 19 employees	1	a	D	D
	Establishments with 20 to 49 employees	3	b	D	D
	Establishments with 50 to 99 employees	—	—	—	—
	Establishments with 100 to 249 employees	—	—	—	—
	Establishments with 250 to 499 employees	—	—	—	—
	Establishments with 500 to 999 employees	1	f	D	D
	Establishments with 1,000 employees or more	—	—	—	—
523140	Commodity contracts brokerage				
	All establishments	38	g	D	D
	Establishments with 1 to 4 employees	29	43	707	3 602
	Establishments with 5 to 9 employees	4	b	D	D
	Establishments with 10 to 19 employees	1	a	D	D
	Establishments with 20 to 49 employees	3	b	D	D
	Establishments with 50 to 99 employees	—	—	—	—
	Establishments with 100 to 249 employees	—	—	—	—
	Establishments with 250 to 499 employees	—	—	—	—
	Establishments with 500 to 999 employees	1	f	D	D
	Establishments with 1,000 employees or more	—	—	—	—
5232	Securities and commodity exchanges				
	All establishments	5	c	D	D
	Establishments with 1 to 4 employees	4	a	D	D
	Establishments with 5 to 9 employees	—	—	—	—
	Establishments with 10 to 19 employees	—	—	—	—
	Establishments with 20 to 49 employees	—	—	—	—
	Establishments with 50 to 99 employees	—	—	—	—
	Establishments with 100 to 249 employees	1	c	D	D
	Establishments with 250 to 499 employees	—	—	—	—
	Establishments with 500 to 999 employees	—	—	—	—
	Establishments with 1,000 employees or more	—	—	—	—
52321	Securities and commodity exchanges				
	All establishments	5	c	D	D
	Establishments with 1 to 4 employees	4	a	D	D
	Establishments with 5 to 9 employees	—	—	—	—
	Establishments with 10 to 19 employees	—	—	—	—
	Establishments with 20 to 49 employees	—	—	—	—
	Establishments with 50 to 99 employees	—	—	—	—
	Establishments with 100 to 249 employees	1	c	D	D
	Establishments with 250 to 499 employees	—	—	—	—
	Establishments with 500 to 999 employees	—	—	—	—
	Establishments with 1,000 employees or more	—	—	—	—
523210	Securities and commodity exchanges				
	All establishments	5	c	D	D
	Establishments with 1 to 4 employees	4	a	D	D
	Establishments with 5 to 9 employees	—	—	—	—
	Establishments with 10 to 19 employees	—	—	—	—
	Establishments with 20 to 49 employees	—	—	—	—
	Establishments with 50 to 99 employees	—	—	—	—
	Establishments with 100 to 249 employees	1	c	D	D
	Establishments with 250 to 499 employees	—	—	—	—
	Establishments with 500 to 999 employees	—	—	—	—
	Establishments with 1,000 employees or more	—	—	—	—
5239	Other financial investment activities				
	All establishments	1 352	j	D	D
	Establishments with 1 to 4 employees	1 062	g	D	D
	Establishments with 5 to 9 employees	149	964	28 454	106 466
	Establishments with 10 to 19 employees	60	798	28 334	103 165
	Establishments with 20 to 49 employees	47	g	D	D
	Establishments with 50 to 99 employees	14	975	73 131	257 745
	Establishments with 100 to 249 employees	14	g	D	D
	Establishments with 250 to 499 employees	3	g	D	D
	Establishments with 500 to 999 employees	3	1 994	42 553	171 769
	Establishments with 1,000 employees or more	—	—	—	—

See footnotes at end of table.

Table 2. Establishments, Employees, and Payroll by Industry and Employment Size of Establishments for the State: 2004—Con.

[Excludes most government employees, railroad employees, and self-employed persons. Size class 1 to 4 employees includes establishments having payroll, but no employees, during mid-March pay period. For meaning of abbreviations and symbols, see introductory text. For explanation of terms, see Appendix A. For statement on reliability, see the note at the end of the table and Appendix C]

NAICS code	Geography, kind of business, and employment size class	Establishments (number)	Paid employees for pay period including March 12 (number)	First-quarter payroll (\$1,000)	Annual payroll (\$1,000)
	NEW JERSEY—Con.				
52	Finance and insurance—Con.				
523	Securities, commodity contracts, other financial investments, and related activities—Con.				
5239	Other financial investment activities—Con.				
52391	Miscellaneous intermediation				
	All establishments	133	f	D	D
	Establishments with 1 to 4 employees	96	c	D	D
	Establishments with 5 to 9 employees	22	153	4 694	20 834
	Establishments with 10 to 19 employees	6	73	2 962	8 881
	Establishments with 20 to 49 employees	7	c	D	D
	Establishments with 50 to 99 employees	2	c	D	D
	Establishments with 100 to 249 employees	—	—	—	—
	Establishments with 250 to 499 employees	—	—	—	—
	Establishments with 500 to 999 employees	—	—	—	—
	Establishments with 1,000 employees or more	—	—	—	—
523910	Miscellaneous intermediation				
	All establishments	133	f	D	D
	Establishments with 1 to 4 employees	96	c	D	D
	Establishments with 5 to 9 employees	22	153	4 694	20 834
	Establishments with 10 to 19 employees	6	73	2 962	8 881
	Establishments with 20 to 49 employees	7	c	D	D
	Establishments with 50 to 99 employees	2	c	D	D
	Establishments with 100 to 249 employees	—	—	—	—
	Establishments with 250 to 499 employees	—	—	—	—
	Establishments with 500 to 999 employees	—	—	—	—
	Establishments with 1,000 employees or more	—	—	—	—
52392	Portfolio management				
	All establishments	528	4 403	183 185	766 755
	Establishments with 1 to 4 employees	401	f	D	D
	Establishments with 5 to 9 employees	62	406	14 753	49 605
	Establishments with 10 to 19 employees	34	445	19 653	74 276
	Establishments with 20 to 49 employees	19	576	18 302	138 373
	Establishments with 50 to 99 employees	5	316	58 624	201 846
	Establishments with 100 to 249 employees	5	f	D	D
	Establishments with 250 to 499 employees	1	e	D	D
	Establishments with 500 to 999 employees	1	f	D	D
	Establishments with 1,000 employees or more	—	—	—	—
523920	Portfolio management				
	All establishments	528	4 403	183 185	766 755
	Establishments with 1 to 4 employees	401	f	D	D
	Establishments with 5 to 9 employees	62	406	14 753	49 605
	Establishments with 10 to 19 employees	34	445	19 653	74 276
	Establishments with 20 to 49 employees	19	576	18 302	138 373
	Establishments with 50 to 99 employees	5	316	58 624	201 846
	Establishments with 100 to 249 employees	5	f	D	D
	Establishments with 250 to 499 employees	1	e	D	D
	Establishments with 500 to 999 employees	1	f	D	D
	Establishments with 1,000 employees or more	—	—	—	—
52393	Investment advice				
	All establishments	605	2 751	83 331	260 474
	Establishments with 1 to 4 employees	518	f	D	D
	Establishments with 5 to 9 employees	50	310	7 191	26 040
	Establishments with 10 to 19 employees	14	200	3 411	14 602
	Establishments with 20 to 49 employees	13	e	D	D
	Establishments with 50 to 99 employees	5	377	8 981	34 153
	Establishments with 100 to 249 employees	5	832	36 023	78 242
	Establishments with 250 to 499 employees	—	—	—	—
	Establishments with 500 to 999 employees	—	—	—	—
	Establishments with 1,000 employees or more	—	—	—	—
523930	Investment advice				
	All establishments	605	2 751	83 331	260 474
	Establishments with 1 to 4 employees	518	f	D	D
	Establishments with 5 to 9 employees	50	310	7 191	26 040
	Establishments with 10 to 19 employees	14	200	3 411	14 602
	Establishments with 20 to 49 employees	13	e	D	D
	Establishments with 50 to 99 employees	5	377	8 981	34 153
	Establishments with 100 to 249 employees	5	832	36 023	78 242
	Establishments with 250 to 499 employees	—	—	—	—
	Establishments with 500 to 999 employees	—	—	—	—
	Establishments with 1,000 employees or more	—	—	—	—
52399	All other financial investment activities				
	All establishments	86	3 212	55 003	193 362
	Establishments with 1 to 4 employees	47	b	D	D
	Establishments with 5 to 9 employees	15	95	1 816	9 987
	Establishments with 10 to 19 employees	6	80	2 308	5 406
	Establishments with 20 to 49 employees	8	c	D	D
	Establishments with 50 to 99 employees	2	c	D	D
	Establishments with 100 to 249 employees	4	f	D	D
	Establishments with 250 to 499 employees	2	f	D	D
	Establishments with 500 to 999 employees	2	g	D	D
	Establishments with 1,000 employees or more	—	—	—	—

See footnotes at end of table.

Table 2. Establishments, Employees, and Payroll by Industry and Employment Size of Establishments for the State: 2004—Con.

[Excludes most government employees, railroad employees, and self-employed persons. Size class 1 to 4 employees includes establishments having payroll, but no employees, during mid-March pay period. For meaning of abbreviations and symbols, see introductory text. For explanation of terms, see Appendix A. For statement on reliability, see the note at the end of the table and Appendix C]

NAICS code	Geography, kind of business, and employment size class	Establishments (number)	Paid employees for pay period including March 12 (number)	First-quarter payroll (\$1,000)	Annual payroll (\$1,000)
	NEW JERSEY—Con.				
52	Finance and insurance—Con.				
523	Securities, commodity contracts, other financial investments, and related activities—Con.				
5239	Other financial investment activities—Con.				
52399	All other financial investment activities—Con.				
523991	Trust, fiduciary, and custody activities				
	All establishments	72	h	D	D
	Establishments with 1 to 4 employees	37	74	823	4 487
	Establishments with 5 to 9 employees	12	b	D	D
	Establishments with 10 to 19 employees	6	80	2 308	5 406
	Establishments with 20 to 49 employees	8	c	D	D
	Establishments with 50 to 99 employees	1	b	D	D
	Establishments with 100 to 249 employees	4	f	D	D
	Establishments with 250 to 499 employees	2	f	D	D
	Establishments with 500 to 999 employees	2	f	D	D
	Establishments with 1,000 employees or more	—	g	D	D
523999	Miscellaneous financial investment activities				
	All establishments	14	c	D	D
	Establishments with 1 to 4 employees	10	a	D	D
	Establishments with 5 to 9 employees	3	b	D	D
	Establishments with 10 to 19 employees	—	—	—	—
	Establishments with 20 to 49 employees	—	—	—	—
	Establishments with 50 to 99 employees	1	b	D	D
	Establishments with 100 to 249 employees	—	—	—	—
	Establishments with 250 to 499 employees	—	—	—	—
	Establishments with 500 to 999 employees	—	—	—	—
	Establishments with 1,000 employees or more	—	—	—	—
524	Insurance carriers and related activities				
	All establishments	3 970	82 317	1 934 037	6 376 548
	Establishments with 1 to 4 employees	2 337	4 250	57 883	271 957
	Establishments with 5 to 9 employees	685	4 508	70 337	269 389
	Establishments with 10 to 19 employees	429	5 853	98 960	416 928
	Establishments with 20 to 49 employees	271	8 529	198 875	667 755
	Establishments with 50 to 99 employees	113	7 911	151 715	553 010
	Establishments with 100 to 249 employees	81	12 372	270 508	905 506
	Establishments with 250 to 499 employees	30	10 628	255 199	800 759
	Establishments with 500 to 999 employees	13	9 122	325 666	812 321
	Establishments with 1,000 employees or more	11	19 144	504 894	1 678 923
5241	Insurance carriers				
	All establishments	891	53 509	1 489 226	4 454 946
	Establishments with 1 to 4 employees	411	635	20 333	74 301
	Establishments with 5 to 9 employees	113	747	24 461	64 263
	Establishments with 10 to 19 employees	94	1 276	31 316	104 565
	Establishments with 20 to 49 employees	100	3 386	116 825	310 693
	Establishments with 50 to 99 employees	68	4 876	102 448	343 298
	Establishments with 100 to 249 employees	61	9 683	220 710	689 544
	Establishments with 250 to 499 employees	23	8 171	217 144	653 613
	Establishments with 500 to 999 employees	12	i	D	D
	Establishments with 1,000 employees or more	9	j	D	D
52411	Direct life, health, and medical insurance carriers				
	All establishments	392	27 393	930 662	2 418 240
	Establishments with 1 to 4 employees	156	265	9 506	32 613
	Establishments with 5 to 9 employees	55	e	D	D
	Establishments with 10 to 19 employees	50	686	20 774	64 740
	Establishments with 20 to 49 employees	45	1 589	73 360	166 489
	Establishments with 50 to 99 employees	33	2 275	53 866	165 223
	Establishments with 100 to 249 employees	25	3 942	106 386	293 258
	Establishments with 250 to 499 employees	13	4 858	157 769	435 952
	Establishments with 500 to 999 employees	11	i	D	D
	Establishments with 1,000 employees or more	4	i	D	D
524113	Direct life insurance carriers				
	All establishments	305	18 938	749 193	1 762 908
	Establishments with 1 to 4 employees	115	205	8 022	22 554
	Establishments with 5 to 9 employees	41	273	15 299	31 767
	Establishments with 10 to 19 employees	42	573	17 738	51 946
	Establishments with 20 to 49 employees	40	1 396	69 447	152 077
	Establishments with 50 to 99 employees	28	1 926	47 310	139 968
	Establishments with 100 to 249 employees	19	2 986	84 523	223 136
	Establishments with 250 to 499 employees	10	h	D	D
	Establishments with 500 to 999 employees	8	i	D	D
	Establishments with 1,000 employees or more	2	g	D	D
524114	Direct health and medical insurance carriers				
	All establishments	87	8 455	181 469	655 332
	Establishments with 1 to 4 employees	41	60	1 484	10 059
	Establishments with 5 to 9 employees	14	b	D	D
	Establishments with 10 to 19 employees	8	113	3 036	12 794
	Establishments with 20 to 49 employees	5	193	3 913	14 412
	Establishments with 50 to 99 employees	5	349	6 556	25 255
	Establishments with 100 to 249 employees	6	956	21 863	70 122
	Establishments with 250 to 499 employees	3	g	D	D

See footnotes at end of table.

Table 2. Establishments, Employees, and Payroll by Industry and Employment Size of Establishments for the State: 2004—Con.

[Excludes most government employees, railroad employees, and self-employed persons. Size class 1 to 4 employees includes establishments having payroll, but no employees, during mid-March pay period. For meaning of abbreviations and symbols, see introductory text. For explanation of terms, see Appendix A. For statement on reliability, see the note at the end of the table and Appendix C]

NAICS code	Geography, kind of business, and employment size class	Establishments (number)	Paid employees for pay period including March 12 (number)	First-quarter payroll (\$1,000)	Annual payroll (\$1,000)
	NEW JERSEY—Con.				
52	Finance and insurance—Con.				
524	Insurance carriers and related activities—Con.				
5241	Insurance carriers—Con.				
52411	Direct life, health, and medical insurance carriers—Con.				
524114	Direct health and medical insurance carriers—Con.				
	All establishments—Con.				
	Establishments with 500 to 999 employees	3	2 148	36 140	196 892
	Establishments with 1,000 employees or more	2	h	D	D
52412	Direct insurance (except life, health, and medical) carriers				
	All establishments	473	24 042	465 972	1 769 433
	Establishments with 1 to 4 employees	244	353	10 199	39 321
	Establishments with 5 to 9 employees	56	e	D	D
	Establishments with 10 to 19 employees	43	f	D	D
	Establishments with 20 to 49 employees	50	1 623	29 112	106 174
	Establishments with 50 to 99 employees	32	g	D	D
	Establishments with 100 to 249 employees	33	5 251	93 186	339 770
	Establishments with 250 to 499 employees	10	3 313	59 375	217 661
	Establishments with 500 to 999 employees	1	f	D	D
	Establishments with 1,000 employees or more	4	9 327	194 817	788 920
524126	Direct property and casualty insurance carriers				
	All establishments	337	23 252	451 972	1 721 949
	Establishments with 1 to 4 employees	155	215	7 601	31 124
	Establishments with 5 to 9 employees	28	c	D	D
	Establishments with 10 to 19 employees	29	397	7 452	26 877
	Establishments with 20 to 49 employees	48	g	D	D
	Establishments with 50 to 99 employees	29	2 090	34 163	131 344
	Establishments with 100 to 249 employees	33	5 251	93 186	339 770
	Establishments with 250 to 499 employees	10	3 313	59 375	217 661
	Establishments with 500 to 999 employees	1	f	D	D
	Establishments with 1,000 employees or more	4	9 327	194 817	788 920
524127	Direct title insurance carriers				
	All establishments	135	f	D	D
	Establishments with 1 to 4 employees	88	c	D	D
	Establishments with 5 to 9 employees	28	c	D	D
	Establishments with 10 to 19 employees	14	c	D	D
	Establishments with 20 to 49 employees	2	b	D	D
	Establishments with 50 to 99 employees	3	c	D	D
	Establishments with 100 to 249 employees	—	—	—	—
	Establishments with 250 to 499 employees	—	—	—	—
	Establishments with 500 to 999 employees	—	—	—	—
	Establishments with 1,000 employees or more	—	—	—	—
524128	Other direct insurance (except life, health, and medical) carriers				
	All establishments	1	a	D	D
	Establishments with 1 to 4 employees	1	a	D	D
	Establishments with 5 to 9 employees	—	—	—	—
	Establishments with 10 to 19 employees	—	—	—	—
	Establishments with 20 to 49 employees	—	—	—	—
	Establishments with 50 to 99 employees	—	—	—	—
	Establishments with 100 to 249 employees	—	—	—	—
	Establishments with 250 to 499 employees	—	—	—	—
	Establishments with 500 to 999 employees	—	—	—	—
	Establishments with 1,000 employees or more	—	—	—	—
52413	Reinsurance carriers				
	All establishments	26	2 074	92 592	267 273
	Establishments with 1 to 4 employees	11	17	628	2 367
	Establishments with 5 to 9 employees	2	a	D	D
	Establishments with 10 to 19 employees	1	a	D	D
	Establishments with 20 to 49 employees	5	174	14 353	38 030
	Establishments with 50 to 99 employees	3	e	D	D
	Establishments with 100 to 249 employees	3	490	21 138	56 516
	Establishments with 250 to 499 employees	—	—	—	—
	Establishments with 500 to 999 employees	—	—	—	—
	Establishments with 1,000 employees or more	1	g	D	D
524130	Reinsurance carriers				
	All establishments	26	2 074	92 592	267 273
	Establishments with 1 to 4 employees	11	17	628	2 367
	Establishments with 5 to 9 employees	2	a	D	D
	Establishments with 10 to 19 employees	1	a	D	D
	Establishments with 20 to 49 employees	5	174	14 353	38 030
	Establishments with 50 to 99 employees	3	e	D	D
	Establishments with 100 to 249 employees	3	490	21 138	56 516
	Establishments with 250 to 499 employees	—	—	—	—
	Establishments with 500 to 999 employees	—	—	—	—
	Establishments with 1,000 employees or more	1	g	D	D

See footnotes at end of table.

Table 2. Establishments, Employees, and Payroll by Industry and Employment Size of Establishments for the State: 2004—Con.

[Excludes most government employees, railroad employees, and self-employed persons. Size class 1 to 4 employees includes establishments having payroll, but no employees, during mid-March pay period. For meaning of abbreviations and symbols, see introductory text. For explanation of terms, see Appendix A. For statement on reliability, see the note at the end of the table and Appendix C]

NAICS code	Geography, kind of business, and employment size class	Establishments (number)	Paid employees for pay period including March 12 (number)	First-quarter payroll (\$1,000)	Annual payroll (\$1,000)
NEW JERSEY—Con.					
52	Finance and insurance—Con.				
524	Insurance carriers and related activities—Con.				
5242	Agencies, brokerages, and other insurance related activities				
	All establishments	3 079	28 808	444 811	1 921 602
	Establishments with 1 to 4 employees	1 926	3 615	37 550	197 656
	Establishments with 5 to 9 employees	572	3 761	45 876	205 126
	Establishments with 10 to 19 employees	335	4 577	67 644	312 363
	Establishments with 20 to 49 employees	171	5 143	82 050	357 062
	Establishments with 50 to 99 employees	45	3 035	49 267	209 712
	Establishments with 100 to 249 employees	20	2 689	49 798	215 962
	Establishments with 250 to 499 employees	7	2 457	38 055	147 146
	Establishments with 500 to 999 employees	1	f	D	D
	Establishments with 1,000 employees or more	2	h	D	D
52421	Insurance agencies and brokerages				
	All establishments	2 639	20 321	293 997	1 330 700
	Establishments with 1 to 4 employees	1 661	3 134	31 629	155 225
	Establishments with 5 to 9 employees	502	3 301	39 888	181 371
	Establishments with 10 to 19 employees	290	3 969	59 746	280 036
	Establishments with 20 to 49 employees	135	4 048	68 411	303 853
	Establishments with 50 to 99 employees	34	2 282	40 406	172 598
	Establishments with 100 to 249 employees	13	1 763	31 515	140 541
	Establishments with 250 to 499 employees	3	g	D	D
	Establishments with 500 to 999 employees	1	f	D	D
	Establishments with 1,000 employees or more	—	—	—	—
524210	Insurance agencies and brokerages				
	All establishments	2 639	20 321	293 997	1 330 700
	Establishments with 1 to 4 employees	1 661	3 134	31 629	155 225
	Establishments with 5 to 9 employees	502	3 301	39 888	181 371
	Establishments with 10 to 19 employees	290	3 969	59 746	280 036
	Establishments with 20 to 49 employees	135	4 048	68 411	303 853
	Establishments with 50 to 99 employees	34	2 282	40 406	172 598
	Establishments with 100 to 249 employees	13	1 763	31 515	140 541
	Establishments with 250 to 499 employees	3	g	D	D
	Establishments with 500 to 999 employees	1	f	D	D
	Establishments with 1,000 employees or more	—	—	—	—
52429	Other insurance related activities				
	All establishments	440	8 487	150 814	590 902
	Establishments with 1 to 4 employees	265	481	5 921	42 431
	Establishments with 5 to 9 employees	70	460	5 988	23 755
	Establishments with 10 to 19 employees	45	608	7 898	32 327
	Establishments with 20 to 49 employees	36	1 095	13 639	53 209
	Establishments with 50 to 99 employees	11	753	8 861	37 114
	Establishments with 100 to 249 employees	7	926	18 283	75 421
	Establishments with 250 to 499 employees	4	g	D	D
	Establishments with 500 to 999 employees	—	—	—	—
	Establishments with 1,000 employees or more	2	h	D	D
524291	Claims adjusting				
	All establishments	189	1 895	25 970	131 598
	Establishments with 1 to 4 employees	125	244	2 790	27 081
	Establishments with 5 to 9 employees	31	206	2 496	11 099
	Establishments with 10 to 19 employees	17	c	D	D
	Establishments with 20 to 49 employees	9	258	2 762	11 636
	Establishments with 50 to 99 employees	3	c	D	D
	Establishments with 100 to 249 employees	3	c	D	D
	Establishments with 250 to 499 employees	1	e	D	D
	Establishments with 500 to 999 employees	—	e	D	D
	Establishments with 1,000 employees or more	—	—	—	—
524292	Third party administration of insurance and pension funds/plans				
	All establishments	138	4 733	85 316	323 667
	Establishments with 1 to 4 employees	62	101	1 191	5 018
	Establishments with 5 to 9 employees	21	c	D	D
	Establishments with 10 to 19 employees	20	285	3 484	14 853
	Establishments with 20 to 49 employees	20	654	8 080	32 417
	Establishments with 50 to 99 employees	7	463	5 582	21 982
	Establishments with 100 to 249 employees	4	f	D	D
	Establishments with 250 to 499 employees	3	f	D	D
	Establishments with 500 to 999 employees	—	—	—	—
	Establishments with 1,000 employees or more	1	g	D	D
524298	All other insurance related activities				
	All establishments	113	1 859	39 528	135 637
	Establishments with 1 to 4 employees	78	136	1 940	10 332
	Establishments with 5 to 9 employees	18	c	D	D
	Establishments with 10 to 19 employees	8	c	D	D
	Establishments with 20 to 49 employees	7	183	2 797	9 156
	Establishments with 50 to 99 employees	1	b	D	D
	Establishments with 100 to 249 employees	—	—	—	—
	Establishments with 250 to 499 employees	—	—	—	—
	Establishments with 500 to 999 employees	—	—	—	—
	Establishments with 1,000 employees or more	1	g	D	D

See footnotes at end of table.

Table 2. Establishments, Employees, and Payroll by Industry and Employment Size of Establishments for the State: 2004—Con.

[Excludes most government employees, railroad employees, and self-employed persons. Size class 1 to 4 employees includes establishments having payroll, but no employees, during mid-March pay period. For meaning of abbreviations and symbols, see introductory text. For explanation of terms, see Appendix A. For statement on reliability, see the note at the end of the table and Appendix C]

NAICS code	Geography, kind of business, and employment size class	Establishments (number)	Paid employees for pay period including March 12 (number)	First-quarter payroll (\$1,000)	Annual payroll (\$1,000)
	NEW JERSEY—Con.				
52	Finance and insurance—Con.				
525	Funds, trusts, and other financial vehicles (part)				
	All establishments	80	f	D	D
	Establishments with 1 to 4 employees	63	b	D	D
	Establishments with 5 to 9 employees	4	b	D	D
	Establishments with 10 to 19 employees	6	84	11 756	21 435
	Establishments with 20 to 49 employees	3	b	D	D
	Establishments with 50 to 99 employees	1	b	D	D
	Establishments with 100 to 249 employees	2	e	D	D
	Establishments with 250 to 499 employees	1	e	D	D
	Establishments with 500 to 999 employees	—	—	—	—
	Establishments with 1,000 employees or more	—	—	—	—
5259	Other investment pools and funds (part)				
	All establishments	80	f	D	D
	Establishments with 1 to 4 employees	63	b	D	D
	Establishments with 5 to 9 employees	4	b	D	D
	Establishments with 10 to 19 employees	6	84	11 756	21 435
	Establishments with 20 to 49 employees	3	b	D	D
	Establishments with 50 to 99 employees	1	b	D	D
	Establishments with 100 to 249 employees	2	e	D	D
	Establishments with 250 to 499 employees	1	e	D	D
	Establishments with 500 to 999 employees	—	—	—	—
	Establishments with 1,000 employees or more	—	—	—	—
52591	Open-end investment funds				
	All establishments	4	c	D	D
	Establishments with 1 to 4 employees	2	a	D	D
	Establishments with 5 to 9 employees	1	a	D	D
	Establishments with 10 to 19 employees	—	—	—	—
	Establishments with 20 to 49 employees	—	—	—	—
	Establishments with 50 to 99 employees	—	—	—	—
	Establishments with 100 to 249 employees	1	c	D	D
	Establishments with 250 to 499 employees	—	—	—	—
	Establishments with 500 to 999 employees	—	—	—	—
	Establishments with 1,000 employees or more	—	—	—	—
525910	Open-end investment funds				
	All establishments	4	c	D	D
	Establishments with 1 to 4 employees	2	a	D	D
	Establishments with 5 to 9 employees	1	a	D	D
	Establishments with 10 to 19 employees	—	—	—	—
	Establishments with 20 to 49 employees	—	—	—	—
	Establishments with 50 to 99 employees	—	—	—	—
	Establishments with 100 to 249 employees	1	c	D	D
	Establishments with 250 to 499 employees	—	—	—	—
	Establishments with 500 to 999 employees	—	—	—	—
	Establishments with 1,000 employees or more	—	—	—	—
52593	Real Estate Investment Trusts - REITs				
	All establishments	37	e	D	D
	Establishments with 1 to 4 employees	29	43	449	2 065
	Establishments with 5 to 9 employees	1	a	D	D
	Establishments with 10 to 19 employees	4	a	D	D
	Establishments with 20 to 49 employees	2	b	D	D
	Establishments with 50 to 99 employees	—	—	—	—
	Establishments with 100 to 249 employees	—	—	—	—
	Establishments with 250 to 499 employees	1	e	D	D
	Establishments with 500 to 999 employees	—	—	—	—
	Establishments with 1,000 employees or more	—	—	—	—
525930	Real Estate Investment Trusts - REITs				
	All establishments	37	e	D	D
	Establishments with 1 to 4 employees	29	43	449	2 065
	Establishments with 5 to 9 employees	1	a	D	D
	Establishments with 10 to 19 employees	4	b	D	D
	Establishments with 20 to 49 employees	2	b	D	D
	Establishments with 50 to 99 employees	—	—	—	—
	Establishments with 100 to 249 employees	—	—	—	—
	Establishments with 250 to 499 employees	1	e	D	D
	Establishments with 500 to 999 employees	—	—	—	—
	Establishments with 1,000 employees or more	—	—	—	—
52599	Other financial vehicles				
	All establishments	39	e	D	D
	Establishments with 1 to 4 employees	32	b	D	D
	Establishments with 5 to 9 employees	2	a	D	D
	Establishments with 10 to 19 employees	2	b	D	D
	Establishments with 20 to 49 employees	1	b	D	D
	Establishments with 50 to 99 employees	1	b	D	D
	Establishments with 100 to 249 employees	1	c	D	D
	Establishments with 250 to 499 employees	—	—	—	—
	Establishments with 500 to 999 employees	—	—	—	—
	Establishments with 1,000 employees or more	—	—	—	—

See footnotes at end of table.

Table 2. Establishments, Employees, and Payroll by Industry and Employment Size of Establishments for the State: 2004—Con.

[Excludes most government employees, railroad employees, and self-employed persons. Size class 1 to 4 employees includes establishments having payroll, but no employees, during mid-March pay period. For meaning of abbreviations and symbols, see introductory text. For explanation of terms, see Appendix A. For statement on reliability, see the note at the end of the table and Appendix C]

NAICS code	Geography, kind of business, and employment size class	Establishments (number)	Paid employees for pay period including March 12 (number)	First-quarter payroll (\$1,000)	Annual payroll (\$1,000)
NEW JERSEY—Con.					
52	Finance and insurance—Con.				
525	Funds, trusts, and other financial vehicles (part)—Con.				
5259	Other investment pools and funds (part)—Con.				
52599	Other financial vehicles—Con.				
525990	Other financial vehicles				
	All establishments	39	e	D	D
	Establishments with 1 to 4 employees	32	b	D	D
	Establishments with 5 to 9 employees	2	a	D	D
	Establishments with 10 to 19 employees	2	b	D	D
	Establishments with 20 to 49 employees	1	b	D	D
	Establishments with 50 to 99 employees	1	b	D	D
	Establishments with 100 to 249 employees	1	c	D	D
	Establishments with 250 to 499 employees	—	—	—	—
	Establishments with 500 to 999 employees	—	—	—	—
	Establishments with 1,000 employees or more	—	—	—	—
53	Real estate and rental and leasing				
	All establishments	9 245	60 462	580 888	2 444 097
	Establishments with 1 to 4 employees	6 329	10 643	82 144	424 790
	Establishments with 5 to 9 employees	1 599	10 429	87 429	379 056
	Establishments with 10 to 19 employees	863	11 340	96 270	413 707
	Establishments with 20 to 49 employees	325	9 578	100 030	411 665
	Establishments with 50 to 99 employees	76	5 095	60 049	234 361
	Establishments with 100 to 249 employees	41	i	D	D
	Establishments with 250 to 499 employees	9	3 307	30 532	153 296
	Establishments with 500 to 999 employees	1	f	D	D
	Establishments with 1,000 employees or more	2	h	D	D
531	Real estate				
	All establishments	7 675	41 135	389 655	1 693 771
	Establishments with 1 to 4 employees	5 549	9 301	71 895	371 415
	Establishments with 5 to 9 employees	1 249	8 086	70 203	305 810
	Establishments with 10 to 19 employees	548	7 203	66 609	293 606
	Establishments with 20 to 49 employees	241	6 988	67 730	277 850
	Establishments with 50 to 99 employees	52	3 493	44 685	168 350
	Establishments with 100 to 249 employees	31	4 226	48 867	172 402
	Establishments with 250 to 499 employees	5	1 838	19 666	104 338
	Establishments with 500 to 999 employees	—	—	—	—
	Establishments with 1,000 employees or more	—	—	—	—
5311	Lessors of real estate				
	All establishments	3 639	17 685	137 071	562 334
	Establishments with 1 to 4 employees	2 682	4 560	28 429	137 304
	Establishments with 5 to 9 employees	573	3 709	25 910	111 547
	Establishments with 10 to 19 employees	243	3 189	22 552	94 866
	Establishments with 20 to 49 employees	112	3 121	22 128	92 837
	Establishments with 50 to 99 employees	15	g	D	D
	Establishments with 100 to 249 employees	13	1 754	28 718	88 512
	Establishments with 250 to 499 employees	1	e	D	D
	Establishments with 500 to 999 employees	—	—	—	—
	Establishments with 1,000 employees or more	—	—	—	—
53111	Lessors of residential buildings and dwellings				
	All establishments	2 084	11 236	71 100	299 222
	Establishments with 1 to 4 employees	1 431	2 434	12 947	59 296
	Establishments with 5 to 9 employees	379	2 494	15 978	67 854
	Establishments with 10 to 19 employees	173	2 240	14 243	56 921
	Establishments with 20 to 49 employees	83	2 226	14 104	59 163
	Establishments with 50 to 99 employees	11	f	D	D
	Establishments with 100 to 249 employees	6	f	D	D
	Establishments with 250 to 499 employees	1	e	D	D
	Establishments with 500 to 999 employees	—	—	—	—
	Establishments with 1,000 employees or more	—	—	—	—
531110	Lessors of residential buildings and dwellings				
	All establishments	2 084	11 236	71 100	299 222
	Establishments with 1 to 4 employees	1 431	2 434	12 947	59 296
	Establishments with 5 to 9 employees	379	2 494	15 978	67 854
	Establishments with 10 to 19 employees	173	2 240	14 243	56 921
	Establishments with 20 to 49 employees	83	2 226	14 104	59 163
	Establishments with 50 to 99 employees	11	f	D	D
	Establishments with 100 to 249 employees	6	f	D	D
	Establishments with 250 to 499 employees	1	e	D	D
	Establishments with 500 to 999 employees	—	—	—	—
	Establishments with 1,000 employees or more	—	—	—	—
53112	Lessors of nonresidential buildings (except miniwarehouses)				
	All establishments	1 081	4 743	55 003	213 673
	Establishments with 1 to 4 employees	876	1 405	11 007	55 260
	Establishments with 5 to 9 employees	119	752	7 016	31 454
	Establishments with 10 to 19 employees	54	735	7 050	32 330
	Establishments with 20 to 49 employees	22	698	6 735	28 918
	Establishments with 50 to 99 employees	4	c	D	D
	Establishments with 100 to 249 employees	6	f	D	D
	Establishments with 250 to 499 employees	—	—	—	—
	Establishments with 500 to 999 employees	—	—	—	—
	Establishments with 1,000 employees or more	—	—	—	—

See footnotes at end of table.

Table 2. Establishments, Employees, and Payroll by Industry and Employment Size of Establishments for the State: 2004—Con.

[Excludes most government employees, railroad employees, and self-employed persons. Size class 1 to 4 employees includes establishments having payroll, but no employees, during mid-March pay period. For meaning of abbreviations and symbols, see introductory text. For explanation of terms, see Appendix A. For statement on reliability, see the note at the end of the table and Appendix C]

NAICS code	Geography, kind of business, and employment size class	Establishments (number)	Paid employees for pay period including March 12 (number)	First-quarter payroll (\$1,000)	Annual payroll (\$1,000)
	NEW JERSEY—Con.				
53	Real estate and rental and leasing—Con.				
531	Real estate—Con.				
5311	Lessors of real estate—Con.				
53112	Lessors of nonresidential buildings (except miniwarehouses)—Con.				
531120	Lessors of nonresidential buildings (except miniwarehouses)				
	All establishments	1 081	4 743	55 003	213 673
	Establishments with 1 to 4 employees	876	1 405	11 007	55 260
	Establishments with 5 to 9 employees	119	752	7 016	31 454
	Establishments with 10 to 19 employees	54	735	7 050	32 330
	Establishments with 20 to 49 employees	22	698	6 735	28 918
	Establishments with 50 to 99 employees	4	c	D	D
	Establishments with 100 to 249 employees	6	f	D	D
	Establishments with 250 to 499 employees	—	—	—	—
	Establishments with 500 to 999 employees	—	—	—	—
	Establishments with 1,000 employees or more	—	—	—	—
53113	Lessors of miniwarehouses and self-storage units				
	All establishments	287	929	5 141	22 712
	Establishments with 1 to 4 employees	233	497	2 776	12 962
	Establishments with 5 to 9 employees	43	255	1 216	5 153
	Establishments with 10 to 19 employees	8	c	D	D
	Establishments with 20 to 49 employees	3	b	D	D
	Establishments with 50 to 99 employees	—	—	—	—
	Establishments with 100 to 249 employees	—	—	—	—
	Establishments with 250 to 499 employees	—	—	—	—
	Establishments with 500 to 999 employees	—	—	—	—
	Establishments with 1,000 employees or more	—	—	—	—
531130	Lessors of miniwarehouses and self-storage units				
	All establishments	287	929	5 141	22 712
	Establishments with 1 to 4 employees	233	497	2 776	12 962
	Establishments with 5 to 9 employees	43	255	1 216	5 153
	Establishments with 10 to 19 employees	8	c	D	D
	Establishments with 20 to 49 employees	3	b	D	D
	Establishments with 50 to 99 employees	—	—	—	—
	Establishments with 100 to 249 employees	—	—	—	—
	Establishments with 250 to 499 employees	—	—	—	—
	Establishments with 500 to 999 employees	—	—	—	—
	Establishments with 1,000 employees or more	—	—	—	—
53119	Lessors of other real estate property				
	All establishments	187	777	5 827	26 727
	Establishments with 1 to 4 employees	142	224	1 699	9 786
	Establishments with 5 to 9 employees	32	208	1 700	7 086
	Establishments with 10 to 19 employees	8	c	D	D
	Establishments with 20 to 49 employees	4	c	D	D
	Establishments with 50 to 99 employees	—	—	—	—
	Establishments with 100 to 249 employees	1	c	D	D
	Establishments with 250 to 499 employees	—	—	—	—
	Establishments with 500 to 999 employees	—	—	—	—
	Establishments with 1,000 employees or more	—	—	—	—
531190	Lessors of other real estate property				
	All establishments	187	777	5 827	26 727
	Establishments with 1 to 4 employees	142	224	1 699	9 786
	Establishments with 5 to 9 employees	32	208	1 700	7 086
	Establishments with 10 to 19 employees	8	c	D	D
	Establishments with 20 to 49 employees	4	c	D	D
	Establishments with 50 to 99 employees	—	—	—	—
	Establishments with 100 to 249 employees	1	c	D	D
	Establishments with 250 to 499 employees	—	—	—	—
	Establishments with 500 to 999 employees	—	—	—	—
	Establishments with 1,000 employees or more	—	—	—	—
5312	Offices of real estate agents and brokers				
	All establishments	2 173	10 144	113 183	535 110
	Establishments with 1 to 4 employees	1 611	2 843	27 003	138 387
	Establishments with 5 to 9 employees	369	2 345	23 182	105 173
	Establishments with 10 to 19 employees	143	1 844	22 275	107 859
	Establishments with 20 to 49 employees	32	985	12 780	54 240
	Establishments with 50 to 99 employees	12	f	D	D
	Establishments with 100 to 249 employees	4	601	4 588	20 111
	Establishments with 250 to 499 employees	2	f	D	D
	Establishments with 500 to 999 employees	—	—	—	—
	Establishments with 1,000 employees or more	—	—	—	—
53121	Offices of real estate agents and brokers				
	All establishments	2 173	10 144	113 183	535 110
	Establishments with 1 to 4 employees	1 611	2 843	27 003	138 387
	Establishments with 5 to 9 employees	369	2 345	23 182	105 173
	Establishments with 10 to 19 employees	143	1 844	22 275	107 859
	Establishments with 20 to 49 employees	32	985	12 780	54 240
	Establishments with 50 to 99 employees	12	f	D	D
	Establishments with 100 to 249 employees	4	601	4 588	20 111
	Establishments with 250 to 499 employees	2	f	D	D
	Establishments with 500 to 999 employees	—	—	—	—
	Establishments with 1,000 employees or more	—	—	—	—

See footnotes at end of table.

Table 2. Establishments, Employees, and Payroll by Industry and Employment Size of Establishments for the State: 2004—Con.

[Excludes most government employees, railroad employees, and self-employed persons. Size class 1 to 4 employees includes establishments having payroll, but no employees, during mid-March pay period. For meaning of abbreviations and symbols, see introductory text. For explanation of terms, see Appendix A. For statement on reliability, see the note at the end of the table and Appendix C]

NAICS code	Geography, kind of business, and employment size class	Establishments (number)	Paid employees for pay period including March 12 (number)	First-quarter payroll (\$1,000)	Annual payroll (\$1,000)
NEW JERSEY—Con.					
53	Real estate and rental and leasing—Con.				
531	Real estate—Con.				
5312	Offices of real estate agents and brokers—Con.				
53121	Offices of real estate agents and brokers—Con.				
531210	Offices of real estate agents and brokers				
	All establishments	2 173	10 144	113 183	535 110
	Establishments with 1 to 4 employees	1 611	2 843	27 003	138 387
	Establishments with 5 to 9 employees	369	2 345	23 182	105 173
	Establishments with 10 to 19 employees	143	1 844	22 275	107 859
	Establishments with 20 to 49 employees	32	985	12 780	54 240
	Establishments with 50 to 99 employees	12	f	D	D
	Establishments with 100 to 249 employees	4	601	4 588	20 111
	Establishments with 250 to 499 employees	2	f	D	D
	Establishments with 500 to 999 employees	—	—	—	—
	Establishments with 1,000 employees or more	—	—	—	—
5313	Activities related to real estate				
	All establishments	1 863	13 306	139 401	596 327
	Establishments with 1 to 4 employees	1 256	1 898	16 463	95 724
	Establishments with 5 to 9 employees	307	2 032	21 111	89 090
	Establishments with 10 to 19 employees	162	2 170	21 782	90 881
	Establishments with 20 to 49 employees	97	2 882	32 822	130 773
	Establishments with 50 to 99 employees	25	g	D	D
	Establishments with 100 to 249 employees	14	1 871	15 561	63 779
	Establishments with 250 to 499 employees	2	f	D	D
	Establishments with 500 to 999 employees	—	—	—	—
	Establishments with 1,000 employees or more	—	—	—	—
53131	Real estate property managers				
	All establishments	1 151	10 658	112 649	467 216
	Establishments with 1 to 4 employees	699	1 157	9 742	54 770
	Establishments with 5 to 9 employees	210	1 403	14 610	60 610
	Establishments with 10 to 19 employees	127	1 699	16 246	66 974
	Establishments with 20 to 49 employees	78	2 385	27 633	105 592
	Establishments with 50 to 99 employees	22	1 439	20 869	74 858
	Establishments with 100 to 249 employees	13	g	D	D
	Establishments with 250 to 499 employees	2	f	D	D
	Establishments with 500 to 999 employees	—	—	—	—
	Establishments with 1,000 employees or more	—	—	—	—
531311	Residential property managers				
	All establishments	717	6 527	58 010	238 154
	Establishments with 1 to 4 employees	440	725	5 480	27 892
	Establishments with 5 to 9 employees	135	914	8 331	32 393
	Establishments with 10 to 19 employees	76	1 022	7 911	33 824
	Establishments with 20 to 49 employees	43	1 417	12 300	50 372
	Establishments with 50 to 99 employees	13	859	12 315	43 350
	Establishments with 100 to 249 employees	9	g	D	D
	Establishments with 250 to 499 employees	1	e	D	D
	Establishments with 500 to 999 employees	—	—	—	—
	Establishments with 1,000 employees or more	—	—	—	—
531312	Nonresidential property managers				
	All establishments	434	4 131	54 639	229 062
	Establishments with 1 to 4 employees	259	432	4 282	26 878
	Establishments with 5 to 9 employees	75	489	6 279	28 217
	Establishments with 10 to 19 employees	51	677	8 335	33 150
	Establishments with 20 to 49 employees	35	968	15 333	55 220
	Establishments with 50 to 99 employees	9	580	8 554	31 508
	Establishments with 100 to 249 employees	4	f	D	D
	Establishments with 250 to 499 employees	1	e	D	D
	Establishments with 500 to 999 employees	—	—	—	—
	Establishments with 1,000 employees or more	—	—	—	—
53132	Offices of real estate appraisers				
	All establishments	338	1 307	12 794	59 918
	Establishments with 1 to 4 employees	254	412	3 479	16 977
	Establishments with 5 to 9 employees	59	385	3 674	16 924
	Establishments with 10 to 19 employees	18	248	3 020	13 756
	Establishments with 20 to 49 employees	6	c	D	D
	Establishments with 50 to 99 employees	—	—	—	—
	Establishments with 100 to 249 employees	1	c	D	D
	Establishments with 250 to 499 employees	—	—	—	—
	Establishments with 500 to 999 employees	—	—	—	—
	Establishments with 1,000 employees or more	—	—	—	—
531320	Offices of real estate appraisers				
	All establishments	338	1 307	12 794	59 918
	Establishments with 1 to 4 employees	254	412	3 479	16 977
	Establishments with 5 to 9 employees	59	385	3 674	16 924
	Establishments with 10 to 19 employees	18	248	3 020	13 756
	Establishments with 20 to 49 employees	6	c	D	D
	Establishments with 50 to 99 employees	—	—	—	—
	Establishments with 100 to 249 employees	1	c	D	D
	Establishments with 250 to 499 employees	—	—	—	—
	Establishments with 500 to 999 employees	—	—	—	—
	Establishments with 1,000 employees or more	—	—	—	—

See footnotes at end of table.

Table 2. Establishments, Employees, and Payroll by Industry and Employment Size of Establishments for the State: 2004—Con.

[Excludes most government employees, railroad employees, and self-employed persons. Size class 1 to 4 employees includes establishments having payroll, but no employees, during mid-March pay period. For meaning of abbreviations and symbols, see introductory text. For explanation of terms, see Appendix A. For statement on reliability, see the note at the end of the table and Appendix C]

NAICS code	Geography, kind of business, and employment size class	Establishments (number)	Paid employees for pay period including March 12 (number)	First-quarter payroll (\$1,000)	Annual payroll (\$1,000)
	NEW JERSEY—Con.				
53	Real estate and rental and leasing—Con.				
531	Real estate—Con.				
5313	Activities related to real estate—Con.				
53132	Offices of real estate appraisers—Con.				
531320	Offices of real estate appraisers—Con.				
	All establishments—Con.				
	Establishments with 1,000 employees or more.....	—	—	—	—
53139	Other activities related to real estate				
	All establishments	374	1 341	13 958	69 193
	Establishments with 1 to 4 employees	303	329	3 242	23 977
	Establishments with 5 to 9 employees	38	244	2 827	11 556
	Establishments with 10 to 19 employees	17	223	2 516	10 151
	Establishments with 20 to 49 employees	13	e	D	D
	Establishments with 50 to 99 employees	3	c	D	D
	Establishments with 100 to 249 employees.....	—	—	—	—
	Establishments with 250 to 499 employees.....	—	—	—	—
	Establishments with 500 to 999 employees.....	—	—	—	—
	Establishments with 1,000 employees or more.....	—	—	—	—
531390	Other activities related to real estate				
	All establishments	374	1 341	13 958	69 193
	Establishments with 1 to 4 employees	303	329	3 242	23 977
	Establishments with 5 to 9 employees	38	244	2 827	11 556
	Establishments with 10 to 19 employees	17	223	2 516	10 151
	Establishments with 20 to 49 employees	13	e	D	D
	Establishments with 50 to 99 employees	3	c	D	D
	Establishments with 100 to 249 employees.....	—	—	—	—
	Establishments with 250 to 499 employees.....	—	—	—	—
	Establishments with 500 to 999 employees.....	—	—	—	—
	Establishments with 1,000 employees or more.....	—	—	—	—
532	Rental and leasing services				
	All establishments	1 508	17 195	149 753	626 438
	Establishments with 1 to 4 employees	743	g	D	D
	Establishments with 5 to 9 employees	340	g	D	D
	Establishments with 10 to 19 employees	310	4 078	27 851	114 767
	Establishments with 20 to 49 employees	80	2 470	29 618	122 814
	Establishments with 50 to 99 employees	21	g	D	D
	Establishments with 100 to 249 employees.....	8	1 113	9 271	36 993
	Establishments with 250 to 499 employees.....	4	1 469	10 866	48 958
	Establishments with 500 to 999 employees.....	1	f	D	D
	Establishments with 1,000 employees or more.....	1	g	D	D
5321	Automotive equipment rental and leasing				
	All establishments	359	7 151	69 702	281 420
	Establishments with 1 to 4 employees	228	434	3 526	17 691
	Establishments with 5 to 9 employees	52	e	D	D
	Establishments with 10 to 19 employees	38	f	D	D
	Establishments with 20 to 49 employees	24	731	8 919	34 981
	Establishments with 50 to 99 employees	9	550	5 135	23 715
	Establishments with 100 to 249 employees.....	3	376	2 748	11 463
	Establishments with 250 to 499 employees.....	3	g	D	D
	Establishments with 500 to 999 employees.....	1	f	D	D
	Establishments with 1,000 employees or more.....	1	g	D	D
53211	Passenger car rental and leasing				
	All establishments	170	4 827	39 187	170 623
	Establishments with 1 to 4 employees	117	202	1 319	7 189
	Establishments with 5 to 9 employees	20	c	D	D
	Establishments with 10 to 19 employees	15	c	D	D
	Establishments with 20 to 49 employees	7	207	2 753	10 985
	Establishments with 50 to 99 employees	4	224	1 832	9 041
	Establishments with 100 to 249 employees.....	3	376	2 748	11 463
	Establishments with 250 to 499 employees.....	3	g	D	D
	Establishments with 500 to 999 employees.....	—	—	—	—
	Establishments with 1,000 employees or more.....	1	g	D	D
532111	Passenger car rental				
	All establishments	128	4 597	36 092	156 934
	Establishments with 1 to 4 employees	88	c	D	D
	Establishments with 5 to 9 employees	14	b	D	D
	Establishments with 10 to 19 employees	10	142	1 187	4 674
	Establishments with 20 to 49 employees	5	c	D	D
	Establishments with 50 to 99 employees	4	224	1 832	9 041
	Establishments with 100 to 249 employees.....	3	376	2 748	11 463
	Establishments with 250 to 499 employees.....	3	g	D	D
	Establishments with 500 to 999 employees.....	—	—	—	—
	Establishments with 1,000 employees or more.....	1	g	D	D

See footnotes at end of table.

Table 2. Establishments, Employees, and Payroll by Industry and Employment Size of Establishments for the State: 2004—Con.

[Excludes most government employees, railroad employees, and self-employed persons. Size class 1 to 4 employees includes establishments having payroll, but no employees, during mid-March pay period. For meaning of abbreviations and symbols, see introductory text. For explanation of terms, see Appendix A. For statement on reliability, see the note at the end of the table and Appendix C]

NAICS code	Geography, kind of business, and employment size class	Establishments (number)	Paid employees for pay period including March 12 (number)	First-quarter payroll (\$1,000)	Annual payroll (\$1,000)
NEW JERSEY—Con.					
53	Real estate and rental and leasing—Con.				
532	Rental and leasing services—Con.				
5321	Automotive equipment rental and leasing—Con.				
53211	Passenger car rental and leasing—Con.				
532112	Passenger car leasing				
	All establishments	42	230	3 095	13 689
	Establishments with 1 to 4 employees	29	b	D	D
	Establishments with 5 to 9 employees	6	b	D	D
	Establishments with 10 to 19 employees	5	b	D	D
	Establishments with 20 to 49 employees	2	b	D	D
	Establishments with 50 to 99 employees	—	—	—	—
	Establishments with 100 to 249 employees	—	—	—	—
	Establishments with 250 to 499 employees	—	—	—	—
	Establishments with 500 to 999 employees	—	—	—	—
	Establishments with 1,000 employees or more	—	—	—	—
53212	Truck, utility trailer, and RV (recreational vehicle) rental and leasing				
	All establishments	189	2 324	30 515	110 797
	Establishments with 1 to 4 employees	111	232	2 207	10 502
	Establishments with 5 to 9 employees	32	c	D	D
	Establishments with 10 to 19 employees	23	333	3 471	14 405
	Establishments with 20 to 49 employees	17	524	6 166	23 996
	Establishments with 50 to 99 employees	5	326	3 303	14 674
	Establishments with 100 to 249 employees	—	—	—	—
	Establishments with 250 to 499 employees	—	—	—	—
	Establishments with 500 to 999 employees	1	f	D	D
	Establishments with 1,000 employees or more	—	—	—	—
532120	Truck, utility trailer, and RV (recreational vehicle) rental and leasing				
	All establishments	189	2 324	30 515	110 797
	Establishments with 1 to 4 employees	111	232	2 207	10 502
	Establishments with 5 to 9 employees	32	c	D	D
	Establishments with 10 to 19 employees	23	333	3 471	14 405
	Establishments with 20 to 49 employees	17	524	6 166	23 996
	Establishments with 50 to 99 employees	5	326	3 303	14 674
	Establishments with 100 to 249 employees	—	—	—	—
	Establishments with 250 to 499 employees	—	—	—	—
	Establishments with 500 to 999 employees	1	f	D	D
	Establishments with 1,000 employees or more	—	—	—	—
5322	Consumer goods rental				
	All establishments	730	5 988	29 395	130 405
	Establishments with 1 to 4 employees	304	e	D	D
	Establishments with 5 to 9 employees	189	1 276	6 409	26 835
	Establishments with 10 to 19 employees	209	2 668	10 413	42 181
	Establishments with 20 to 49 employees	22	642	4 888	20 938
	Establishments with 50 to 99 employees	3	c	D	D
	Establishments with 100 to 249 employees	2	e	D	D
	Establishments with 250 to 499 employees	1	e	D	D
	Establishments with 500 to 999 employees	—	—	—	—
	Establishments with 1,000 employees or more	—	—	—	—
53221	Consumer electronics and appliances rental				
	All establishments	73	429	3 505	14 664
	Establishments with 1 to 4 employees	21	b	D	D
	Establishments with 5 to 9 employees	48	290	2 646	10 788
	Establishments with 10 to 19 employees	3	b	D	D
	Establishments with 20 to 49 employees	—	—	—	—
	Establishments with 50 to 99 employees	1	b	D	D
	Establishments with 100 to 249 employees	—	—	—	—
	Establishments with 250 to 499 employees	—	—	—	—
	Establishments with 500 to 999 employees	—	—	—	—
	Establishments with 1,000 employees or more	—	—	—	—
532210	Consumer electronics and appliances rental				
	All establishments	73	429	3 505	14 664
	Establishments with 1 to 4 employees	21	b	D	D
	Establishments with 5 to 9 employees	48	290	2 646	10 788
	Establishments with 10 to 19 employees	3	b	D	D
	Establishments with 20 to 49 employees	—	—	—	—
	Establishments with 50 to 99 employees	1	b	D	D
	Establishments with 100 to 249 employees	—	—	—	—
	Establishments with 250 to 499 employees	—	—	—	—
	Establishments with 500 to 999 employees	—	—	—	—
	Establishments with 1,000 employees or more	—	—	—	—
53222	Formal wear and costume rental				
	All establishments	63	442	2 049	9 311
	Establishments with 1 to 4 employees	39	b	D	D
	Establishments with 5 to 9 employees	18	116	473	2 058
	Establishments with 10 to 19 employees	4	b	D	D
	Establishments with 20 to 49 employees	—	—	—	—
	Establishments with 50 to 99 employees	1	b	D	D
	Establishments with 100 to 249 employees	1	c	D	D
	Establishments with 250 to 499 employees	—	—	—	—
	Establishments with 500 to 999 employees	—	—	—	—
	Establishments with 1,000 employees or more	—	—	—	—

See footnotes at end of table.

Table 2. Establishments, Employees, and Payroll by Industry and Employment Size of Establishments for the State: 2004—Con.

[Excludes most government employees, railroad employees, and self-employed persons. Size class 1 to 4 employees includes establishments having payroll, but no employees, during mid-March pay period. For meaning of abbreviations and symbols, see introductory text. For explanation of terms, see Appendix A. For statement on reliability, see the note at the end of the table and Appendix C]

NAICS code	Geography, kind of business, and employment size class	Establishments (number)	Paid employees for pay period including March 12 (number)	First-quarter payroll (\$1,000)	Annual payroll (\$1,000)
NEW JERSEY—Con.					
53	Real estate and rental and leasing—Con.				
532	Rental and leasing services—Con.				
5322	Consumer goods rental—Con.				
53222	Formal wear and costume rental—Con.				
532220	Formal wear and costume rental				
	All establishments	63	442	2 049	9 311
	Establishments with 1 to 4 employees	39	b	D	D
	Establishments with 5 to 9 employees	18	116	473	2 058
	Establishments with 10 to 19 employees	4	b	D	D
	Establishments with 20 to 49 employees	—	—	—	—
	Establishments with 50 to 99 employees	1	b	D	D
	Establishments with 100 to 249 employees	1	c	D	D
	Establishments with 250 to 499 employees	—	—	—	—
	Establishments with 500 to 999 employees	—	—	—	—
	Establishments with 1,000 employees or more	—	—	—	—
53223	Video tape and disc rental				
	All establishments	441	3 562	11 154	44 808
	Establishments with 1 to 4 employees	150	e	D	D
	Establishments with 5 to 9 employees	104	735	2 340	9 225
	Establishments with 10 to 19 employees	181	2 310	7 181	28 460
	Establishments with 20 to 49 employees	5	c	D	D
	Establishments with 50 to 99 employees	—	—	—	—
	Establishments with 100 to 249 employees	1	c	D	D
	Establishments with 250 to 499 employees	—	—	—	—
	Establishments with 500 to 999 employees	—	—	—	—
	Establishments with 1,000 employees or more	—	—	—	—
532230	Video tape and disc rental				
	All establishments	441	3 562	11 154	44 808
	Establishments with 1 to 4 employees	150	e	D	D
	Establishments with 5 to 9 employees	104	735	2 340	9 225
	Establishments with 10 to 19 employees	181	2 310	7 181	28 460
	Establishments with 20 to 49 employees	5	c	D	D
	Establishments with 50 to 99 employees	—	—	—	—
	Establishments with 100 to 249 employees	1	c	D	D
	Establishments with 250 to 499 employees	—	—	—	—
	Establishments with 500 to 999 employees	—	—	—	—
	Establishments with 1,000 employees or more	—	—	—	—
53229	Other consumer goods rental				
	All establishments	153	1 555	12 687	61 622
	Establishments with 1 to 4 employees	94	b	D	D
	Establishments with 5 to 9 employees	19	135	950	4 764
	Establishments with 10 to 19 employees	21	269	2 811	12 103
	Establishments with 20 to 49 employees	17	f	D	D
	Establishments with 50 to 99 employees	1	b	D	D
	Establishments with 100 to 249 employees	—	—	—	—
	Establishments with 250 to 499 employees	1	e	D	D
	Establishments with 500 to 999 employees	—	—	—	—
	Establishments with 1,000 employees or more	—	—	—	—
532291	Home health equipment rental				
	All establishments	31	e	D	D
	Establishments with 1 to 4 employees	10	b	D	D
	Establishments with 5 to 9 employees	6	39	474	2 289
	Establishments with 10 to 19 employees	8	98	1 315	4 651
	Establishments with 20 to 49 employees	6	c	D	D
	Establishments with 50 to 99 employees	1	b	D	D
	Establishments with 100 to 249 employees	—	—	—	—
	Establishments with 250 to 499 employees	—	—	—	—
	Establishments with 500 to 999 employees	—	—	—	—
	Establishments with 1,000 employees or more	—	—	—	—
532292	Recreational goods rental				
	All establishments	50	b	D	D
	Establishments with 1 to 4 employees	48	b	D	D
	Establishments with 5 to 9 employees	2	a	D	D
	Establishments with 10 to 19 employees	—	—	—	—
	Establishments with 20 to 49 employees	—	—	—	—
	Establishments with 50 to 99 employees	—	—	—	—
	Establishments with 100 to 249 employees	—	—	—	—
	Establishments with 250 to 499 employees	—	—	—	—
	Establishments with 500 to 999 employees	—	—	—	—
	Establishments with 1,000 employees or more	—	—	—	—
532299	All other consumer goods rental				
	All establishments	72	1 106	7 962	41 371
	Establishments with 1 to 4 employees	36	50	237	2 170
	Establishments with 5 to 9 employees	11	b	D	D
	Establishments with 10 to 19 employees	13	171	1 496	7 452
	Establishments with 20 to 49 employees	11	e	D	D
	Establishments with 50 to 99 employees	—	—	—	—
	Establishments with 100 to 249 employees	—	—	—	—
	Establishments with 250 to 499 employees	1	e	D	D
	Establishments with 500 to 999 employees	—	—	—	—

See footnotes at end of table.

Table 2. Establishments, Employees, and Payroll by Industry and Employment Size of Establishments for the State: 2004—Con.

[Excludes most government employees, railroad employees, and self-employed persons. Size class 1 to 4 employees includes establishments having payroll, but no employees, during mid-March pay period. For meaning of abbreviations and symbols, see introductory text. For explanation of terms, see Appendix A. For statement on reliability, see the note at the end of the table and Appendix C]

NAICS code	Geography, kind of business, and employment size class	Establishments (number)	Paid employees for pay period including March 12 (number)	First-quarter payroll (\$1,000)	Annual payroll (\$1,000)
	NEW JERSEY—Con.				
53	Real estate and rental and leasing—Con.				
532	Rental and leasing services—Con.				
5322	Consumer goods rental—Con.				
53229	Other consumer goods rental—Con.				
532299	All other consumer goods rental—Con.				
	All establishments—Con.				
	Establishments with 1,000 employees or more	—	—	—	—
5323	General rental centers				
	All establishments	90	569	4 551	21 669
	Establishments with 1 to 4 employees	41	b	D	D
	Establishments with 5 to 9 employees	33	215	1 631	7 672
	Establishments with 10 to 19 employees	11	c	D	D
	Establishments with 20 to 49 employees	5	143	1 276	5 727
	Establishments with 50 to 99 employees	—	—	—	—
	Establishments with 100 to 249 employees	—	—	—	—
	Establishments with 250 to 499 employees	—	—	—	—
	Establishments with 500 to 999 employees	—	—	—	—
	Establishments with 1,000 employees or more	—	—	—	—
53231	General rental centers				
	All establishments	90	569	4 551	21 669
	Establishments with 1 to 4 employees	41	b	D	D
	Establishments with 5 to 9 employees	33	215	1 631	7 672
	Establishments with 10 to 19 employees	11	c	D	D
	Establishments with 20 to 49 employees	5	143	1 276	5 727
	Establishments with 50 to 99 employees	—	—	—	—
	Establishments with 100 to 249 employees	—	—	—	—
	Establishments with 250 to 499 employees	—	—	—	—
	Establishments with 500 to 999 employees	—	—	—	—
	Establishments with 1,000 employees or more	—	—	—	—
532310	General rental centers				
	All establishments	90	569	4 551	21 669
	Establishments with 1 to 4 employees	41	b	D	D
	Establishments with 5 to 9 employees	33	215	1 631	7 672
	Establishments with 10 to 19 employees	11	c	D	D
	Establishments with 20 to 49 employees	5	143	1 276	5 727
	Establishments with 50 to 99 employees	—	—	—	—
	Establishments with 100 to 249 employees	—	—	—	—
	Establishments with 250 to 499 employees	—	—	—	—
	Establishments with 500 to 999 employees	—	—	—	—
	Establishments with 1,000 employees or more	—	—	—	—
5324	Commercial and industrial machinery and equipment rental and leasing				
	All establishments	329	3 487	46 105	192 944
	Establishments with 1 to 4 employees	170	277	3 101	15 274
	Establishments with 5 to 9 employees	66	442	4 903	20 234
	Establishments with 10 to 19 employees	52	736	11 084	46 180
	Establishments with 20 to 49 employees	29	954	14 535	61 168
	Establishments with 50 to 99 employees	9	f	D	D
	Establishments with 100 to 249 employees	3	e	D	D
	Establishments with 250 to 499 employees	—	—	—	—
	Establishments with 500 to 999 employees	—	—	—	—
	Establishments with 1,000 employees or more	—	—	—	—
53241	Construction, transportation, mining, and forestry machinery and equipment rental and leasing				
	All establishments	101	890	10 882	49 228
	Establishments with 1 to 4 employees	54	85	949	5 503
	Establishments with 5 to 9 employees	15	c	D	D
	Establishments with 10 to 19 employees	21	293	3 694	18 646
	Establishments with 20 to 49 employees	10	323	4 155	17 039
	Establishments with 50 to 99 employees	1	b	D	D
	Establishments with 100 to 249 employees	—	—	—	—
	Establishments with 250 to 499 employees	—	—	—	—
	Establishments with 500 to 999 employees	—	—	—	—
	Establishments with 1,000 employees or more	—	—	—	—
532411	Commercial air, rail, and water transportation equipment rental and leasing				
	All establishments	22	76	928	6 482
	Establishments with 1 to 4 employees	17	a	D	D
	Establishments with 5 to 9 employees	1	a	D	D
	Establishments with 10 to 19 employees	4	52	612	4 874
	Establishments with 20 to 49 employees	—	—	—	—
	Establishments with 50 to 99 employees	—	—	—	—
	Establishments with 100 to 249 employees	—	—	—	—
	Establishments with 250 to 499 employees	—	—	—	—
	Establishments with 500 to 999 employees	—	—	—	—
	Establishments with 1,000 employees or more	—	—	—	—

See footnotes at end of table.

Table 2. Establishments, Employees, and Payroll by Industry and Employment Size of Establishments for the State: 2004—Con.

[Excludes most government employees, railroad employees, and self-employed persons. Size class 1 to 4 employees includes establishments having payroll, but no employees, during mid-March pay period. For meaning of abbreviations and symbols, see introductory text. For explanation of terms, see Appendix A. For statement on reliability, see the note at the end of the table and Appendix C]

NAICS code	Geography, kind of business, and employment size class	Establishments (number)	Paid employees for pay period including March 12 (number)	First-quarter payroll (\$1,000)	Annual payroll (\$1,000)
	NEW JERSEY—Con.				
53	Real estate and rental and leasing—Con.				
532	Rental and leasing services—Con.				
5324	Commercial and industrial machinery and equipment rental and leasing—Con.				
53241	Construction, transportation, mining, and forestry machinery and equipment rental and leasing—Con.				
532412	Construction, mining, and forestry machinery and equipment rental and leasing				
	All establishments	79	814	9 954	42 746
	Establishments with 1 to 4 employees	37	b	D	D
	Establishments with 5 to 9 employees	14	c	D	D
	Establishments with 10 to 19 employees	17	241	3 082	13 772
	Establishments with 20 to 49 employees	10	323	4 155	17 039
	Establishments with 50 to 99 employees	1	b	D	D
	Establishments with 100 to 249 employees	—	—	—	—
	Establishments with 250 to 499 employees	—	—	—	—
	Establishments with 500 to 999 employees	—	—	—	—
	Establishments with 1,000 employees or more	—	—	—	—
53242	Office machinery and equipment rental and leasing				
	All establishments	49	468	5 956	27 417
	Establishments with 1 to 4 employees	27	43	760	3 134
	Establishments with 5 to 9 employees	11	b	D	D
	Establishments with 10 to 19 employees	6	80	1 304	6 891
	Establishments with 20 to 49 employees	3	80	1 042	5 000
	Establishments with 50 to 99 employees	1	b	D	D
	Establishments with 100 to 249 employees	1	c	D	D
	Establishments with 250 to 499 employees	—	—	—	—
	Establishments with 500 to 999 employees	—	—	—	—
	Establishments with 1,000 employees or more	—	—	—	—
532420	Office machinery and equipment rental and leasing				
	All establishments	49	468	5 956	27 417
	Establishments with 1 to 4 employees	27	43	760	3 134
	Establishments with 5 to 9 employees	11	b	D	D
	Establishments with 10 to 19 employees	6	80	1 304	6 891
	Establishments with 20 to 49 employees	3	80	1 042	5 000
	Establishments with 50 to 99 employees	1	b	D	D
	Establishments with 100 to 249 employees	1	c	D	D
	Establishments with 250 to 499 employees	—	—	—	—
	Establishments with 500 to 999 employees	—	—	—	—
	Establishments with 1,000 employees or more	—	—	—	—
53249	Other commercial and industrial machinery and equipment rental and leasing				
	All establishments	179	2 129	29 267	116 299
	Establishments with 1 to 4 employees	89	149	1 392	6 637
	Establishments with 5 to 9 employees	40	e	D	D
	Establishments with 10 to 19 employees	25	363	6 086	20 643
	Establishments with 20 to 49 employees	16	551	9 338	39 129
	Establishments with 50 to 99 employees	7	459	5 664	23 596
	Establishments with 100 to 249 employees	2	e	D	D
	Establishments with 250 to 499 employees	—	—	—	—
	Establishments with 500 to 999 employees	—	—	—	—
	Establishments with 1,000 employees or more	—	—	—	—
532490	Other commercial and industrial machinery and equipment rental and leasing				
	All establishments	179	2 129	29 267	116 299
	Establishments with 1 to 4 employees	89	149	1 392	6 637
	Establishments with 5 to 9 employees	40	e	D	D
	Establishments with 10 to 19 employees	25	363	6 086	20 643
	Establishments with 20 to 49 employees	16	551	9 338	39 129
	Establishments with 50 to 99 employees	7	459	5 664	23 596
	Establishments with 100 to 249 employees	2	e	D	D
	Establishments with 250 to 499 employees	—	—	—	—
	Establishments with 500 to 999 employees	—	—	—	—
	Establishments with 1,000 employees or more	—	—	—	—
533	Lessors of nonfinancial intangible assets (except copyrighted works)				
	All establishments	62	2 132	41 480	123 888
	Establishments with 1 to 4 employees	37	b	D	D
	Establishments with 5 to 9 employees	10	b	D	D
	Establishments with 10 to 19 employees	5	59	1 810	5 334
	Establishments with 20 to 49 employees	4	120	2 682	11 001
	Establishments with 50 to 99 employees	3	e	D	D
	Establishments with 100 to 249 employees	2	e	D	D
	Establishments with 250 to 499 employees	—	—	—	—
	Establishments with 500 to 999 employees	—	—	—	—
	Establishments with 1,000 employees or more	1	g	D	D

See footnotes at end of table.

Table 2. Establishments, Employees, and Payroll by Industry and Employment Size of Establishments for the State: 2004—Con.

[Excludes most government employees, railroad employees, and self-employed persons. Size class 1 to 4 employees includes establishments having payroll, but no employees, during mid-March pay period. For meaning of abbreviations and symbols, see introductory text. For explanation of terms, see Appendix A. For statement on reliability, see the note at the end of the table and Appendix C]

NAICS code	Geography, kind of business, and employment size class	Establishments (number)	Paid employees for pay period including March 12 (number)	First-quarter payroll (\$1,000)	Annual payroll (\$1,000)
NEW JERSEY—Con.					
53	Real estate and rental and leasing—Con.				
533	Lessors of nonfinancial intangible assets (except copyrighted works)—Con.				
5331	Lessors of nonfinancial intangible assets (except copyrighted works)				
	All establishments	62	2 132	41 480	123 888
	Establishments with 1 to 4 employees	37	b	D	D
	Establishments with 5 to 9 employees	10	b	D	D
	Establishments with 10 to 19 employees	5	59	1 810	5 334
	Establishments with 20 to 49 employees	4	120	2 682	11 001
	Establishments with 50 to 99 employees	3	e	D	D
	Establishments with 100 to 249 employees	2	e	D	D
	Establishments with 250 to 499 employees	—	—	—	—
	Establishments with 500 to 999 employees	—	—	—	—
	Establishments with 1,000 employees or more	1	g	D	D
53311	Lessors of nonfinancial intangible assets (except copyrighted works)				
	All establishments	62	2 132	41 480	123 888
	Establishments with 1 to 4 employees	37	b	D	D
	Establishments with 5 to 9 employees	10	b	D	D
	Establishments with 10 to 19 employees	5	59	1 810	5 334
	Establishments with 20 to 49 employees	4	120	2 682	11 001
	Establishments with 50 to 99 employees	3	e	D	D
	Establishments with 100 to 249 employees	2	e	D	D
	Establishments with 250 to 499 employees	—	—	—	—
	Establishments with 500 to 999 employees	—	—	—	—
	Establishments with 1,000 employees or more	1	g	D	D
533110	Lessors of nonfinancial intangible assets (except copyrighted works)				
	All establishments	62	2 132	41 480	123 888
	Establishments with 1 to 4 employees	37	b	D	D
	Establishments with 5 to 9 employees	10	b	D	D
	Establishments with 10 to 19 employees	5	59	1 810	5 334
	Establishments with 20 to 49 employees	4	120	2 682	11 001
	Establishments with 50 to 99 employees	3	e	D	D
	Establishments with 100 to 249 employees	2	e	D	D
	Establishments with 250 to 499 employees	—	—	—	—
	Establishments with 500 to 999 employees	—	—	—	—
	Establishments with 1,000 employees or more	1	g	D	D
54	Professional, scientific, and technical services				
	All establishments	31 376	293 046	4 445 921	18 555 619
	Establishments with 1 to 4 employees	22 180	33 720	339 601	1 809 686
	Establishments with 5 to 9 employees	4 282	28 038	324 987	1 462 455
	Establishments with 10 to 19 employees	2 489	33 414	423 887	1 891 287
	Establishments with 20 to 49 employees	1 572	46 646	688 407	2 959 968
	Establishments with 50 to 99 employees	444	30 872	504 311	2 121 103
	Establishments with 100 to 249 employees	275	40 666	653 907	2 732 538
	Establishments with 250 to 499 employees	84	29 206	572 232	2 190 505
	Establishments with 500 to 999 employees	37	23 888	420 790	1 526 949
	Establishments with 1,000 employees or more	13	26 596	517 799	1 861 128
541	Professional, scientific, and technical services				
	All establishments	31 376	293 046	4 445 921	18 555 619
	Establishments with 1 to 4 employees	22 180	33 720	339 601	1 809 686
	Establishments with 5 to 9 employees	4 282	28 038	324 987	1 462 455
	Establishments with 10 to 19 employees	2 489	33 414	423 887	1 891 287
	Establishments with 20 to 49 employees	1 572	46 646	688 407	2 959 968
	Establishments with 50 to 99 employees	444	30 872	504 311	2 121 103
	Establishments with 100 to 249 employees	275	40 666	653 907	2 732 538
	Establishments with 250 to 499 employees	84	29 206	572 232	2 190 505
	Establishments with 500 to 999 employees	37	23 888	420 790	1 526 949
	Establishments with 1,000 employees or more	13	26 596	517 799	1 861 128
5411	Legal services				
	All establishments	6 792	42 290	559 735	2 634 952
	Establishments with 1 to 4 employees	4 767	8 771	67 714	339 680
	Establishments with 5 to 9 employees	1 142	i	D	D
	Establishments with 10 to 19 employees	523	6 955	88 700	421 688
	Establishments with 20 to 49 employees	256	7 336	111 051	514 742
	Establishments with 50 to 99 employees	67	4 690	79 313	357 904
	Establishments with 100 to 249 employees	30	4 638	76 666	376 288
	Establishments with 250 to 499 employees	7	g	D	D
	Establishments with 500 to 999 employees	—	—	—	—
	Establishments with 1,000 employees or more	—	—	—	—
54111	Offices of lawyers				
	All establishments	6 363	39 076	524 321	2 481 936
	Establishments with 1 to 4 employees	4 528	8 349	64 553	317 209
	Establishments with 5 to 9 employees	1 041	6 751	69 757	319 612
	Establishments with 10 to 19 employees	468	6 174	79 954	384 083
	Establishments with 20 to 49 employees	227	6 546	100 013	470 866
	Establishments with 50 to 99 employees	64	h	D	D
	Establishments with 100 to 249 employees	28	h	D	D
	Establishments with 250 to 499 employees	7	g	D	D
	Establishments with 500 to 999 employees	—	—	—	—
	Establishments with 1,000 employees or more	—	—	—	—

See footnotes at end of table.

Table 2. Establishments, Employees, and Payroll by Industry and Employment Size of Establishments for the State: 2004—Con.

[Excludes most government employees, railroad employees, and self-employed persons. Size class 1 to 4 employees includes establishments having payroll, but no employees, during mid-March pay period. For meaning of abbreviations and symbols, see introductory text. For explanation of terms, see Appendix A. For statement on reliability, see the note at the end of the table and Appendix C]

NAICS code	Geography, kind of business, and employment size class	Establishments (number)	Paid employees for pay period including March 12 (number)	First-quarter payroll (\$1,000)	Annual payroll (\$1,000)
NEW JERSEY—Con.					
54	Professional, scientific, and technical services—Con.				
541	Professional, scientific, and technical services—Con.				
5411	Legal services—Con.				
54111	Offices of lawyers—Con.				
541110	Offices of lawyers				
	All establishments	6 363	39 076	524 321	2 481 936
	Establishments with 1 to 4 employees	4 528	8 349	64 553	317 209
	Establishments with 5 to 9 employees	1 041	6 751	69 757	319 612
	Establishments with 10 to 19 employees	468	6 174	79 954	384 083
	Establishments with 20 to 49 employees	227	6 546	100 013	470 866
	Establishments with 50 to 99 employees	64	h	D	D
	Establishments with 100 to 249 employees	28	h	D	D
	Establishments with 250 to 499 employees	7	g	D	D
	Establishments with 500 to 999 employees	—	—	—	—
	Establishments with 1,000 employees or more	—	—	—	—
54119	Other legal services				
	All establishments	429	3 214	35 414	153 016
	Establishments with 1 to 4 employees	239	422	3 161	22 471
	Establishments with 5 to 9 employees	101	f	D	D
	Establishments with 10 to 19 employees	55	781	8 746	37 605
	Establishments with 20 to 49 employees	29	790	11 038	43 876
	Establishments with 50 to 99 employees	3	c	D	D
	Establishments with 100 to 249 employees	2	e	D	D
	Establishments with 250 to 499 employees	—	—	—	—
	Establishments with 500 to 999 employees	—	—	—	—
	Establishments with 1,000 employees or more	—	—	—	—
541191	Title abstract and settlement offices				
	All establishments	361	2 909	32 462	134 404
	Establishments with 1 to 4 employees	188	355	2 677	14 510
	Establishments with 5 to 9 employees	91	601	5 834	26 006
	Establishments with 10 to 19 employees	51	f	D	D
	Establishments with 20 to 49 employees	26	683	9 848	38 598
	Establishments with 50 to 99 employees	3	c	D	D
	Establishments with 100 to 249 employees	2	e	D	D
	Establishments with 250 to 499 employees	—	—	—	—
	Establishments with 500 to 999 employees	—	—	—	—
	Establishments with 1,000 employees or more	—	—	—	—
541199	All other legal services				
	All establishments	68	305	2 952	18 612
	Establishments with 1 to 4 employees	51	67	484	7 961
	Establishments with 5 to 9 employees	10	b	D	D
	Establishments with 10 to 19 employees	4	b	D	D
	Establishments with 20 to 49 employees	3	107	1 190	5 278
	Establishments with 50 to 99 employees	—	—	—	—
	Establishments with 100 to 249 employees	—	—	—	—
	Establishments with 250 to 499 employees	—	—	—	—
	Establishments with 500 to 999 employees	—	—	—	—
	Establishments with 1,000 employees or more	—	—	—	—
5412	Accounting, tax preparation, bookkeeping, and payroll services				
	All establishments	3 615	40 382	458 461	1 680 544
	Establishments with 1 to 4 employees	2 382	4 234	30 606	139 372
	Establishments with 5 to 9 employees	605	3 918	36 428	159 656
	Establishments with 10 to 19 employees	356	4 826	40 668	177 135
	Establishments with 20 to 49 employees	175	5 019	49 357	199 283
	Establishments with 50 to 99 employees	42	h	D	D
	Establishments with 100 to 249 employees	30	4 436	59 057	234 198
	Establishments with 250 to 499 employees	15	5 205	69 147	217 378
	Establishments with 500 to 999 employees	8	5 747	112 958	296 956
	Establishments with 1,000 employees or more	2	h	D	D
54121	Accounting, tax preparation, bookkeeping, and payroll services				
	All establishments	3 615	40 382	458 461	1 680 544
	Establishments with 1 to 4 employees	2 382	4 234	30 606	139 372
	Establishments with 5 to 9 employees	605	3 918	36 428	159 656
	Establishments with 10 to 19 employees	356	4 826	40 668	177 135
	Establishments with 20 to 49 employees	175	5 019	49 357	199 283
	Establishments with 50 to 99 employees	42	h	D	D
	Establishments with 100 to 249 employees	30	4 436	59 057	234 198
	Establishments with 250 to 499 employees	15	5 205	69 147	217 378
	Establishments with 500 to 999 employees	8	5 747	112 958	296 956
	Establishments with 1,000 employees or more	2	h	D	D
541211	Offices of certified public accountants				
	All establishments	1 968	14 411	193 948	855 091
	Establishments with 1 to 4 employees	1 346	2 550	19 407	87 572
	Establishments with 5 to 9 employees	366	2 359	24 482	111 340
	Establishments with 10 to 19 employees	161	2 120	25 824	119 825
	Establishments with 20 to 49 employees	64	1 955	29 323	130 092
	Establishments with 50 to 99 employees	16	g	D	D
	Establishments with 100 to 249 employees	8	1 178	21 569	94 141
	Establishments with 250 to 499 employees	5	g	D	D
	Establishments with 500 to 999 employees	2	g	D	D

See footnotes at end of table.

Table 2. Establishments, Employees, and Payroll by Industry and Employment Size of Establishments for the State: 2004—Con.

[Excludes most government employees, railroad employees, and self-employed persons. Size class 1 to 4 employees includes establishments having payroll, but no employees, during mid-March pay period. For meaning of abbreviations and symbols, see introductory text. For explanation of terms, see Appendix A. For statement on reliability, see the note at the end of the table and Appendix C]

NAICS code	Geography, kind of business, and employment size class	Establishments (number)	Paid employees for pay period including March 12 (number)	First-quarter payroll (\$1,000)	Annual payroll (\$1,000)
	NEW JERSEY—Con.				
54	Professional, scientific, and technical services—Con.				
541	Professional, scientific, and technical services—Con.				
5412	Accounting, tax preparation, bookkeeping, and payroll services—Con.				
54121	Accounting, tax preparation, bookkeeping, and payroll services—Con.				
541211	Offices of certified public accountants—Con.				
	All establishments—Con.				
	Establishments with 1,000 employees or more	—	—	—	—
541213	Tax preparation services				
	All establishments	493	5 182	25 513	82 745
	Establishments with 1 to 4 employees	248	385	1 972	8 327
	Establishments with 5 to 9 employees	65	440	2 317	8 060
	Establishments with 10 to 19 employees	109	g	D	D
	Establishments with 20 to 49 employees	63	1 650	4 740	11 349
	Establishments with 50 to 99 employees	5	331	771	1 493
	Establishments with 100 to 249 employees	2	e	D	D
	Establishments with 250 to 499 employees	—	—	—	—
	Establishments with 500 to 999 employees	1	f	D	D
	Establishments with 1,000 employees or more	—	—	—	—
541214	Payroll services				
	All establishments	187	15 268	192 991	545 679
	Establishments with 1 to 4 employees	74	104	2 250	9 458
	Establishments with 5 to 9 employees	25	168	2 184	8 704
	Establishments with 10 to 19 employees	19	e	D	D
	Establishments with 20 to 49 employees	26	816	10 564	35 431
	Establishments with 50 to 99 employees	13	884	7 954	36 452
	Establishments with 100 to 249 employees	14	2 053	24 509	89 088
	Establishments with 250 to 499 employees	9	3 267	45 030	121 731
	Establishments with 500 to 999 employees	5	h	D	D
	Establishments with 1,000 employees or more	2	h	D	D
541219	Other accounting services				
	All establishments	967	5 521	46 009	197 029
	Establishments with 1 to 4 employees	714	1 195	6 977	34 015
	Establishments with 5 to 9 employees	149	951	7 445	31 552
	Establishments with 10 to 19 employees	67	903	7 675	34 660
	Establishments with 20 to 49 employees	22	598	4 730	22 411
	Establishments with 50 to 99 employees	8	f	D	D
	Establishments with 100 to 249 employees	6	f	D	D
	Establishments with 250 to 499 employees	1	e	D	D
	Establishments with 500 to 999 employees	—	—	—	—
	Establishments with 1,000 employees or more	—	—	—	—
5413	Architectural, engineering, and related services				
	All establishments	3 409	38 086	542 434	2 363 217
	Establishments with 1 to 4 employees	1 985	3 300	34 002	184 115
	Establishments with 5 to 9 employees	592	3 926	45 438	207 029
	Establishments with 10 to 19 employees	414	5 495	72 947	329 184
	Establishments with 20 to 49 employees	284	8 418	123 732	543 124
	Establishments with 50 to 99 employees	88	5 995	90 174	376 001
	Establishments with 100 to 249 employees	34	5 460	90 485	391 772
	Establishments with 250 to 499 employees	9	h	D	D
	Establishments with 500 to 999 employees	3	g	D	D
	Establishments with 1,000 employees or more	—	—	—	—
54131	Architectural services				
	All establishments	725	4 988	61 477	278 294
	Establishments with 1 to 4 employees	451	803	7 296	35 877
	Establishments with 5 to 9 employees	158	1 048	11 421	52 879
	Establishments with 10 to 19 employees	65	817	9 973	46 649
	Establishments with 20 to 49 employees	41	1 171	16 348	79 069
	Establishments with 50 to 99 employees	6	e	D	D
	Establishments with 100 to 249 employees	3	513	10 133	35 776
	Establishments with 250 to 499 employees	1	e	D	D
	Establishments with 500 to 999 employees	—	—	—	—
	Establishments with 1,000 employees or more	—	—	—	—
541310	Architectural services				
	All establishments	725	4 988	61 477	278 294
	Establishments with 1 to 4 employees	451	803	7 296	35 877
	Establishments with 5 to 9 employees	158	1 048	11 421	52 879
	Establishments with 10 to 19 employees	65	817	9 973	46 649
	Establishments with 20 to 49 employees	41	1 171	16 348	79 069
	Establishments with 50 to 99 employees	6	e	D	D
	Establishments with 100 to 249 employees	3	513	10 133	35 776
	Establishments with 250 to 499 employees	1	e	D	D
	Establishments with 500 to 999 employees	—	—	—	—
	Establishments with 1,000 employees or more	—	—	—	—

See footnotes at end of table.

Table 2. Establishments, Employees, and Payroll by Industry and Employment Size of Establishments for the State: 2004—Con.

[Excludes most government employees, railroad employees, and self-employed persons. Size class 1 to 4 employees includes establishments having payroll, but no employees, during mid-March pay period. For meaning of abbreviations and symbols, see introductory text. For explanation of terms, see Appendix A. For statement on reliability, see the note at the end of the table and Appendix C]

NAICS code	Geography, kind of business, and employment size class	Establishments (number)	Paid employees for pay period including March 12 (number)	First-quarter payroll (\$1,000)	Annual payroll (\$1,000)
	NEW JERSEY—Con.				
54	Professional, scientific, and technical services—Con.				
541	Professional, scientific, and technical services—Con.				
5413	Architectural, engineering, and related services—Con.				
54132	Landscape architectural services				
	All establishments	250	850	6 401	45 815
	Establishments with 1 to 4 employees	191	227	1 540	16 593
	Establishments with 5 to 9 employees	34	207	1 467	8 781
	Establishments with 10 to 19 employees	19	243	1 881	11 697
	Establishments with 20 to 49 employees	6	173	1 513	8 744
	Establishments with 50 to 99 employees	—	—	—	—
	Establishments with 100 to 249 employees	—	—	—	—
	Establishments with 250 to 499 employees	—	—	—	—
	Establishments with 500 to 999 employees	—	—	—	—
	Establishments with 1,000 employees or more	—	—	—	—
541320	Landscape architectural services				
	All establishments	250	850	6 401	45 815
	Establishments with 1 to 4 employees	191	227	1 540	16 593
	Establishments with 5 to 9 employees	34	207	1 467	8 781
	Establishments with 10 to 19 employees	19	243	1 881	11 697
	Establishments with 20 to 49 employees	6	173	1 513	8 744
	Establishments with 50 to 99 employees	—	—	—	—
	Establishments with 100 to 249 employees	—	—	—	—
	Establishments with 250 to 499 employees	—	—	—	—
	Establishments with 500 to 999 employees	—	—	—	—
	Establishments with 1,000 employees or more	—	—	—	—
54133	Engineering services				
	All establishments	1 765	25 609	404 560	1 722 276
	Establishments with 1 to 4 employees	947	1 580	19 576	104 258
	Establishments with 5 to 9 employees	270	1 820	24 157	106 719
	Establishments with 10 to 19 employees	254	3 432	49 609	218 611
	Establishments with 20 to 49 employees	195	5 869	92 595	394 412
	Establishments with 50 to 99 employees	64	4 294	69 804	284 742
	Establishments with 100 to 249 employees	25	3 995	71 189	311 593
	Establishments with 250 to 499 employees	8	h	D	D
	Establishments with 500 to 999 employees	2	g	D	D
	Establishments with 1,000 employees or more	—	—	—	—
541330	Engineering services				
	All establishments	1 765	25 609	404 560	1 722 276
	Establishments with 1 to 4 employees	947	1 580	19 576	104 258
	Establishments with 5 to 9 employees	270	1 820	24 157	106 719
	Establishments with 10 to 19 employees	254	3 432	49 609	218 611
	Establishments with 20 to 49 employees	195	5 869	92 595	394 412
	Establishments with 50 to 99 employees	64	4 294	69 804	284 742
	Establishments with 100 to 249 employees	25	3 995	71 189	311 593
	Establishments with 250 to 499 employees	8	h	D	D
	Establishments with 500 to 999 employees	2	g	D	D
	Establishments with 1,000 employees or more	—	—	—	—
54134	Drafting services				
	All establishments	49	90	689	3 122
	Establishments with 1 to 4 employees	46	b	D	D
	Establishments with 5 to 9 employees	2	a	D	D
	Establishments with 10 to 19 employees	1	a	D	D
	Establishments with 20 to 49 employees	—	—	—	—
	Establishments with 50 to 99 employees	—	—	—	—
	Establishments with 100 to 249 employees	—	—	—	—
	Establishments with 250 to 499 employees	—	—	—	—
	Establishments with 500 to 999 employees	—	—	—	—
	Establishments with 1,000 employees or more	—	—	—	—
541340	Drafting services				
	All establishments	49	90	689	3 122
	Establishments with 1 to 4 employees	46	b	D	D
	Establishments with 5 to 9 employees	2	a	D	D
	Establishments with 10 to 19 employees	1	a	D	D
	Establishments with 20 to 49 employees	—	—	—	—
	Establishments with 50 to 99 employees	—	—	—	—
	Establishments with 100 to 249 employees	—	—	—	—
	Establishments with 250 to 499 employees	—	—	—	—
	Establishments with 500 to 999 employees	—	—	—	—
	Establishments with 1,000 employees or more	—	—	—	—
54135	Building inspection services				
	All establishments	165	716	6 104	28 079
	Establishments with 1 to 4 employees	129	216	1 453	7 412
	Establishments with 5 to 9 employees	21	126	981	4 831
	Establishments with 10 to 19 employees	7	b	D	D
	Establishments with 20 to 49 employees	6	165	1 232	5 639
	Establishments with 50 to 99 employees	2	c	D	D
	Establishments with 100 to 249 employees	—	—	—	—
	Establishments with 250 to 499 employees	—	—	—	—
	Establishments with 500 to 999 employees	—	—	—	—
	Establishments with 1,000 employees or more	—	—	—	—

See footnotes at end of table.

Table 2. Establishments, Employees, and Payroll by Industry and Employment Size of Establishments for the State: 2004—Con.

[Excludes most government employees, railroad employees, and self-employed persons. Size class 1 to 4 employees includes establishments having payroll, but no employees, during mid-March pay period. For meaning of abbreviations and symbols, see introductory text. For explanation of terms, see Appendix A. For statement on reliability, see the note at the end of the table and Appendix C]

NAICS code	Geography, kind of business, and employment size class	Establishments (number)	Paid employees for pay period including March 12 (number)	First-quarter payroll (\$1,000)	Annual payroll (\$1,000)
	NEW JERSEY—Con.				
54	Professional, scientific, and technical services—Con.				
541	Professional, scientific, and technical services—Con.				
5413	Architectural, engineering, and related services—Con.				
54135	Building inspection services—Con.				
541350	Building inspection services				
	All establishments	165	716	6 104	28 079
	Establishments with 1 to 4 employees	129	216	1 453	7 412
	Establishments with 5 to 9 employees	21	126	981	4 831
	Establishments with 10 to 19 employees	7	b	D	D
	Establishments with 20 to 49 employees	6	165	1 232	5 639
	Establishments with 50 to 99 employees	2	c	D	D
	Establishments with 100 to 249 employees	—	—	—	—
	Establishments with 250 to 499 employees	—	—	—	—
	Establishments with 500 to 999 employees	—	—	—	—
	Establishments with 1,000 employees or more	—	—	—	—
54136	Geophysical surveying and mapping services				
	All establishments	8	33	382	2 004
	Establishments with 1 to 4 employees	5	a	D	D
	Establishments with 5 to 9 employees	1	a	D	D
	Establishments with 10 to 19 employees	2	b	D	D
	Establishments with 20 to 49 employees	—	—	—	—
	Establishments with 50 to 99 employees	—	—	—	—
	Establishments with 100 to 249 employees	—	—	—	—
	Establishments with 250 to 499 employees	—	—	—	—
	Establishments with 500 to 999 employees	—	—	—	—
	Establishments with 1,000 employees or more	—	—	—	—
541360	Geophysical surveying and mapping services				
	All establishments	8	33	382	2 004
	Establishments with 1 to 4 employees	5	a	D	D
	Establishments with 5 to 9 employees	1	a	D	D
	Establishments with 10 to 19 employees	2	b	D	D
	Establishments with 20 to 49 employees	—	—	—	—
	Establishments with 50 to 99 employees	—	—	—	—
	Establishments with 100 to 249 employees	—	—	—	—
	Establishments with 250 to 499 employees	—	—	—	—
	Establishments with 500 to 999 employees	—	—	—	—
	Establishments with 1,000 employees or more	—	—	—	—
54137	Surveying and mapping (except geophysical) services				
	All establishments	252	1 772	17 581	80 567
	Establishments with 1 to 4 employees	138	261	2 177	10 177
	Establishments with 5 to 9 employees	68	459	4 374	21 686
	Establishments with 10 to 19 employees	34	458	4 681	21 478
	Establishments with 20 to 49 employees	8	241	2 414	10 960
	Establishments with 50 to 99 employees	4	353	3 935	16 266
	Establishments with 100 to 249 employees	—	—	—	—
	Establishments with 250 to 499 employees	—	—	—	—
	Establishments with 500 to 999 employees	—	—	—	—
	Establishments with 1,000 employees or more	—	—	—	—
541370	Surveying and mapping (except geophysical) services				
	All establishments	252	1 772	17 581	80 567
	Establishments with 1 to 4 employees	138	261	2 177	10 177
	Establishments with 5 to 9 employees	68	459	4 374	21 686
	Establishments with 10 to 19 employees	34	458	4 681	21 478
	Establishments with 20 to 49 employees	8	241	2 414	10 960
	Establishments with 50 to 99 employees	4	353	3 935	16 266
	Establishments with 100 to 249 employees	—	—	—	—
	Establishments with 250 to 499 employees	—	—	—	—
	Establishments with 500 to 999 employees	—	—	—	—
	Establishments with 1,000 employees or more	—	—	—	—
54138	Testing laboratories				
	All establishments	195	4 028	45 240	203 060
	Establishments with 1 to 4 employees	78	146	1 441	7 088
	Establishments with 5 to 9 employees	38	248	2 833	11 397
	Establishments with 10 to 19 employees	32	e	D	D
	Establishments with 20 to 49 employees	28	799	9 630	44 300
	Establishments with 50 to 99 employees	12	885	10 224	47 029
	Establishments with 100 to 249 employees	6	952	9 163	44 403
	Establishments with 250 to 499 employees	—	—	—	—
	Establishments with 500 to 999 employees	1	f	D	D
	Establishments with 1,000 employees or more	—	—	—	—
541380	Testing laboratories				
	All establishments	195	4 028	45 240	203 060
	Establishments with 1 to 4 employees	78	146	1 441	7 088
	Establishments with 5 to 9 employees	38	248	2 833	11 397
	Establishments with 10 to 19 employees	32	e	D	D
	Establishments with 20 to 49 employees	28	799	9 630	44 300
	Establishments with 50 to 99 employees	12	885	10 224	47 029
	Establishments with 100 to 249 employees	6	952	9 163	44 403
	Establishments with 250 to 499 employees	—	—	—	—
	Establishments with 500 to 999 employees	1	f	D	D

See footnotes at end of table.

Table 2. Establishments, Employees, and Payroll by Industry and Employment Size of Establishments for the State: 2004—Con.

[Excludes most government employees, railroad employees, and self-employed persons. Size class 1 to 4 employees includes establishments having payroll, but no employees, during mid-March pay period. For meaning of abbreviations and symbols, see introductory text. For explanation of terms, see Appendix A. For statement on reliability, see the note at the end of the table and Appendix C]

NAICS code	Geography, kind of business, and employment size class	Establishments (number)	Paid employees for pay period including March 12 (number)	First-quarter payroll (\$1,000)	Annual payroll (\$1,000)
	NEW JERSEY—Con.				
54	Professional, scientific, and technical services—Con.				
541	Professional, scientific, and technical services—Con.				
5413	Architectural, engineering, and related services—Con.				
54138	Testing laboratories—Con.				
541380	Testing laboratories—Con.				
	All establishments—Con.				
	Establishments with 1,000 employees or more	—	—	—	—
5414	Specialized design services				
	All establishments	1 061	3 895	36 670	166 819
	Establishments with 1 to 4 employees	861	1 338	10 611	51 833
	Establishments with 5 to 9 employees	126	f	D	D
	Establishments with 10 to 19 employees	49	654	7 836	36 084
	Establishments with 20 to 49 employees	20	566	7 000	29 613
	Establishments with 50 to 99 employees	2	c	D	D
	Establishments with 100 to 249 employees	3	e	D	D
	Establishments with 250 to 499 employees	—	—	—	—
	Establishments with 500 to 999 employees	—	—	—	—
	Establishments with 1,000 employees or more	—	—	—	—
54141	Interior design services				
	All establishments	388	1 343	9 631	43 834
	Establishments with 1 to 4 employees	327	528	3 380	16 875
	Establishments with 5 to 9 employees	44	282	2 493	10 763
	Establishments with 10 to 19 employees	11	152	1 848	8 073
	Establishments with 20 to 49 employees	3	b	D	D
	Establishments with 50 to 99 employees	2	c	D	D
	Establishments with 100 to 249 employees	1	c	D	D
	Establishments with 250 to 499 employees	—	—	—	—
	Establishments with 500 to 999 employees	—	—	—	—
	Establishments with 1,000 employees or more	—	—	—	—
541410	Interior design services				
	All establishments	388	1 343	9 631	43 834
	Establishments with 1 to 4 employees	327	528	3 380	16 875
	Establishments with 5 to 9 employees	44	282	2 493	10 763
	Establishments with 10 to 19 employees	11	152	1 848	8 073
	Establishments with 20 to 49 employees	3	b	D	D
	Establishments with 50 to 99 employees	2	c	D	D
	Establishments with 100 to 249 employees	1	c	D	D
	Establishments with 250 to 499 employees	—	—	—	—
	Establishments with 500 to 999 employees	—	—	—	—
	Establishments with 1,000 employees or more	—	—	—	—
54142	Industrial design services				
	All establishments	55	528	4 815	23 811
	Establishments with 1 to 4 employees	34	56	410	2 207
	Establishments with 5 to 9 employees	9	b	D	D
	Establishments with 10 to 19 employees	8	107	1 202	5 703
	Establishments with 20 to 49 employees	2	b	D	D
	Establishments with 50 to 99 employees	—	—	—	—
	Establishments with 100 to 249 employees	2	e	D	D
	Establishments with 250 to 499 employees	—	—	—	—
	Establishments with 500 to 999 employees	—	—	—	—
	Establishments with 1,000 employees or more	—	—	—	—
541420	Industrial design services				
	All establishments	55	528	4 815	23 811
	Establishments with 1 to 4 employees	34	56	410	2 207
	Establishments with 5 to 9 employees	9	b	D	D
	Establishments with 10 to 19 employees	8	107	1 202	5 703
	Establishments with 20 to 49 employees	2	b	D	D
	Establishments with 50 to 99 employees	—	—	—	—
	Establishments with 100 to 249 employees	2	e	D	D
	Establishments with 250 to 499 employees	—	—	—	—
	Establishments with 500 to 999 employees	—	—	—	—
	Establishments with 1,000 employees or more	—	—	—	—
54143	Graphic design services				
	All establishments	550	1 873	21 114	92 666
	Establishments with 1 to 4 employees	439	670	6 069	27 703
	Establishments with 5 to 9 employees	70	440	4 979	20 761
	Establishments with 10 to 19 employees	26	345	4 530	21 283
	Establishments with 20 to 49 employees	15	418	5 536	22 919
	Establishments with 50 to 99 employees	—	—	—	—
	Establishments with 100 to 249 employees	—	—	—	—
	Establishments with 250 to 499 employees	—	—	—	—
	Establishments with 500 to 999 employees	—	—	—	—
	Establishments with 1,000 employees or more	—	—	—	—

See footnotes at end of table.

Table 2. Establishments, Employees, and Payroll by Industry and Employment Size of Establishments for the State: 2004—Con.

[Excludes most government employees, railroad employees, and self-employed persons. Size class 1 to 4 employees includes establishments having payroll, but no employees, during mid-March pay period. For meaning of abbreviations and symbols, see introductory text. For explanation of terms, see Appendix A. For statement on reliability, see the note at the end of the table and Appendix C]

NAICS code	Geography, kind of business, and employment size class	Establishments (number)	Paid employees for pay period including March 12 (number)	First-quarter payroll (\$1,000)	Annual payroll (\$1,000)
	NEW JERSEY—Con.				
54	Professional, scientific, and technical services—Con.				
541	Professional, scientific, and technical services—Con.				
5414	Specialized design services—Con.				
54143	Graphic design services—Con.				
541430	Graphic design services				
	All establishments	550	1 873	21 114	92 666
	Establishments with 1 to 4 employees	439	670	6 069	27 703
	Establishments with 5 to 9 employees	70	440	4 979	20 761
	Establishments with 10 to 19 employees	26	345	4 530	21 283
	Establishments with 20 to 49 employees	15	418	5 536	22 919
	Establishments with 50 to 99 employees	—	—	—	—
	Establishments with 100 to 249 employees	—	—	—	—
	Establishments with 250 to 499 employees	—	—	—	—
	Establishments with 500 to 999 employees	—	—	—	—
	Establishments with 1,000 employees or more	—	—	—	—
54149	Other specialized design services				
	All establishments	68	151	1 110	6 508
	Establishments with 1 to 4 employees	61	84	752	5 048
	Establishments with 5 to 9 employees	3	17	102	435
	Establishments with 10 to 19 employees	4	50	256	1 025
	Establishments with 20 to 49 employees	—	—	—	—
	Establishments with 50 to 99 employees	—	—	—	—
	Establishments with 100 to 249 employees	—	—	—	—
	Establishments with 250 to 499 employees	—	—	—	—
	Establishments with 500 to 999 employees	—	—	—	—
	Establishments with 1,000 employees or more	—	—	—	—
541490	Other specialized design services				
	All establishments	68	151	1 110	6 508
	Establishments with 1 to 4 employees	61	84	752	5 048
	Establishments with 5 to 9 employees	3	17	102	435
	Establishments with 10 to 19 employees	4	50	256	1 025
	Establishments with 20 to 49 employees	—	—	—	—
	Establishments with 50 to 99 employees	—	—	—	—
	Establishments with 100 to 249 employees	—	—	—	—
	Establishments with 250 to 499 employees	—	—	—	—
	Establishments with 500 to 999 employees	—	—	—	—
	Establishments with 1,000 employees or more	—	—	—	—
5415	Computer systems design and related services				
	All establishments	7 180	55 887	960 810	4 060 464
	Establishments with 1 to 4 employees	5 648	7 086	92 649	484 111
	Establishments with 5 to 9 employees	609	4 037	60 475	279 644
	Establishments with 10 to 19 employees	380	5 177	84 177	373 573
	Establishments with 20 to 49 employees	338	10 236	177 639	769 632
	Establishments with 50 to 99 employees	114	8 019	146 865	608 075
	Establishments with 100 to 249 employees	67	9 122	159 854	656 234
	Establishments with 250 to 499 employees	15	4 848	91 138	355 628
	Establishments with 500 to 999 employees	7	h	D	D
	Establishments with 1,000 employees or more	2	h	D	D
54151	Computer systems design and related services				
	All establishments	7 180	55 887	960 810	4 060 464
	Establishments with 1 to 4 employees	5 648	7 086	92 649	484 111
	Establishments with 5 to 9 employees	609	4 037	60 475	279 644
	Establishments with 10 to 19 employees	380	5 177	84 177	373 573
	Establishments with 20 to 49 employees	338	10 236	177 639	769 632
	Establishments with 50 to 99 employees	114	8 019	146 865	608 075
	Establishments with 100 to 249 employees	67	9 122	159 854	656 234
	Establishments with 250 to 499 employees	15	4 848	91 138	355 628
	Establishments with 500 to 999 employees	7	h	D	D
	Establishments with 1,000 employees or more	2	h	D	D
541511	Custom computer programming services				
	All establishments	3 323	22 861	398 293	1 708 975
	Establishments with 1 to 4 employees	2 611	3 258	43 135	223 465
	Establishments with 5 to 9 employees	292	1 893	27 943	132 268
	Establishments with 10 to 19 employees	174	2 439	41 822	190 433
	Establishments with 20 to 49 employees	171	5 081	90 648	392 698
	Establishments with 50 to 99 employees	49	3 395	63 946	277 241
	Establishments with 100 to 249 employees	19	2 585	47 181	193 986
	Establishments with 250 to 499 employees	3	f	D	D
	Establishments with 500 to 999 employees	3	1 861	26 959	108 469
	Establishments with 1,000 employees or more	1	g	D	D
541512	Computer systems design services				
	All establishments	2 592	19 009	322 010	1 374 366
	Establishments with 1 to 4 employees	2 044	2 729	36 035	186 015
	Establishments with 5 to 9 employees	222	1 512	23 078	106 395
	Establishments with 10 to 19 employees	145	1 912	29 911	127 446
	Establishments with 20 to 49 employees	104	3 205	53 286	233 643
	Establishments with 50 to 99 employees	44	3 048	57 605	225 607
	Establishments with 100 to 249 employees	23	3 074	56 577	229 209
	Establishments with 250 to 499 employees	8	g	D	D
	Establishments with 500 to 999 employees	2	g	D	D

See footnotes at end of table.

Table 2. Establishments, Employees, and Payroll by Industry and Employment Size of Establishments for the State: 2004—Con.

[Excludes most government employees, railroad employees, and self-employed persons. Size class 1 to 4 employees includes establishments having payroll, but no employees, during mid-March pay period. For meaning of abbreviations and symbols, see introductory text. For explanation of terms, see Appendix A. For statement on reliability, see the note at the end of the table and Appendix C]

NAICS code	Geography, kind of business, and employment size class	Establishments (number)	Paid employees for pay period including March 12 (number)	First-quarter payroll (\$1,000)	Annual payroll (\$1,000)
	NEW JERSEY—Con.				
54	Professional, scientific, and technical services—Con.				
541	Professional, scientific, and technical services—Con.				
5415	Computer systems design and related services—Con.				
54151	Computer systems design and related services—Con.				
541512	Computer systems design services—Con.				
	All establishments—Con.				
	Establishments with 1,000 employees or more	—	—	—	—
541513	Computer facilities management services				
	All establishments	273	7 168	116 863	444 324
	Establishments with 1 to 4 employees	166	242	3 401	17 042
	Establishments with 5 to 9 employees	26	177	2 914	12 793
	Establishments with 10 to 19 employees	27	376	5 797	24 117
	Establishments with 20 to 49 employees	30	906	13 716	56 974
	Establishments with 50 to 99 employees	10	719	12 325	48 254
	Establishments with 100 to 249 employees	10	1 416	19 147	74 818
	Establishments with 250 to 499 employees	1	e	D	D
	Establishments with 500 to 999 employees	2	g	D	D
	Establishments with 1,000 employees or more	1	g	D	D
541519	Other computer related services				
	All establishments	992	6 849	123 644	532 799
	Establishments with 1 to 4 employees	827	857	10 078	57 589
	Establishments with 5 to 9 employees	69	455	6 540	28 188
	Establishments with 10 to 19 employees	34	450	6 647	31 577
	Establishments with 20 to 49 employees	33	1 044	19 989	86 317
	Establishments with 50 to 99 employees	11	857	12 989	56 973
	Establishments with 100 to 249 employees	15	2 047	36 949	158 221
	Establishments with 250 to 499 employees	3	1 139	30 452	113 934
	Establishments with 500 to 999 employees	—	—	—	—
	Establishments with 1,000 employees or more	—	—	—	—
5416	Management, scientific, and technical consulting services				
	All establishments	5 061	43 077	692 492	2 854 749
	Establishments with 1 to 4 employees	3 930	4 989	65 324	382 573
	Establishments with 5 to 9 employees	539	3 477	50 895	221 158
	Establishments with 10 to 19 employees	283	3 724	60 940	250 988
	Establishments with 20 to 49 employees	192	5 583	93 950	380 320
	Establishments with 50 to 99 employees	58	3 999	64 419	266 404
	Establishments with 100 to 249 employees	32	4 621	77 227	303 630
	Establishments with 250 to 499 employees	13	4 233	86 223	308 867
	Establishments with 500 to 999 employees	11	7 091	122 242	497 076
	Establishments with 1,000 employees or more	3	5 360	71 272	243 733
54161	Management consulting services				
	All establishments	4 169	36 574	610 322	2 477 483
	Establishments with 1 to 4 employees	3 262	4 119	55 696	325 935
	Establishments with 5 to 9 employees	432	2 779	42 019	183 306
	Establishments with 10 to 19 employees	219	2 908	50 516	202 635
	Establishments with 20 to 49 employees	156	4 564	78 677	312 463
	Establishments with 50 to 99 employees	47	3 246	52 543	216 267
	Establishments with 100 to 249 employees	29	4 198	69 916	273 214
	Establishments with 250 to 499 employees	12	h	D	D
	Establishments with 500 to 999 employees	9	i	D	D
	Establishments with 1,000 employees or more	3	5 360	71 272	243 733
541611	Administrative management and general management consulting services				
	All establishments	1 884	13 536	247 795	1 010 829
	Establishments with 1 to 4 employees	1 499	1 878	26 710	144 230
	Establishments with 5 to 9 employees	181	1 157	18 759	77 005
	Establishments with 10 to 19 employees	87	1 152	22 799	83 293
	Establishments with 20 to 49 employees	73	2 192	39 493	148 775
	Establishments with 50 to 99 employees	22	g	D	D
	Establishments with 100 to 249 employees	13	1 795	39 038	139 049
	Establishments with 250 to 499 employees	6	1 917	40 317	161 772
	Establishments with 500 to 999 employees	3	g	D	D
	Establishments with 1,000 employees or more	—	—	—	—
541612	Human resources and executive search consulting services				
	All establishments	773	8 696	148 006	527 230
	Establishments with 1 to 4 employees	567	752	9 730	56 414
	Establishments with 5 to 9 employees	102	678	10 250	47 833
	Establishments with 10 to 19 employees	57	764	12 106	52 800
	Establishments with 20 to 49 employees	28	793	10 800	46 206
	Establishments with 50 to 99 employees	8	487	11 363	40 448
	Establishments with 100 to 249 employees	2	e	D	D
	Establishments with 250 to 499 employees	5	g	D	D
	Establishments with 500 to 999 employees	3	g	D	D
	Establishments with 1,000 employees or more	1	g	D	D

See footnotes at end of table.

Table 2. Establishments, Employees, and Payroll by Industry and Employment Size of Establishments for the State: 2004—Con.

[Excludes most government employees, railroad employees, and self-employed persons. Size class 1 to 4 employees includes establishments having payroll, but no employees, during mid-March pay period. For meaning of abbreviations and symbols, see introductory text. For explanation of terms, see Appendix A. For statement on reliability, see the note at the end of the table and Appendix C]

NAICS code	Geography, kind of business, and employment size class	Establishments (number)	Paid employees for pay period including March 12 (number)	First-quarter payroll (\$1,000)	Annual payroll (\$1,000)
	NEW JERSEY—Con.				
54	Professional, scientific, and technical services—Con.				
541	Professional, scientific, and technical services—Con.				
5416	Management, scientific, and technical consulting services—Con.				
54161	Management consulting services—Con.				
541613	Marketing consulting services				
	All establishments	923	8 617	124 176	570 163
	Establishments with 1 to 4 employees	740	874	11 281	81 690
	Establishments with 5 to 9 employees	80	512	7 244	34 053
	Establishments with 10 to 19 employees	45	598	9 043	36 757
	Establishments with 20 to 49 employees	36	1 029	21 665	88 720
	Establishments with 50 to 99 employees	8	592	9 047	38 007
	Establishments with 100 to 249 employees	10	1 388	18 673	76 760
	Establishments with 250 to 499 employees	1	e	D	D
	Establishments with 500 to 999 employees	2	g	D	D
	Establishments with 1,000 employees or more	1	g	D	D
541614	Process, physical distribution, and logistics consulting services				
	All establishments	357	2 957	45 283	250 540
	Establishments with 1 to 4 employees	254	358	5 130	25 940
	Establishments with 5 to 9 employees	52	327	3 931	17 764
	Establishments with 10 to 19 employees	26	344	5 506	26 478
	Establishments with 20 to 49 employees	15	418	5 179	22 762
	Establishments with 50 to 99 employees	6	e	D	D
	Establishments with 100 to 249 employees	3	381	2 247	9 171
	Establishments with 250 to 499 employees	—	—	—	—
	Establishments with 500 to 999 employees	1	f	D	D
	Establishments with 1,000 employees or more	—	—	—	—
541618	Other management consulting services				
	All establishments	232	2 768	45 062	118 721
	Establishments with 1 to 4 employees	202	257	2 845	17 661
	Establishments with 5 to 9 employees	17	105	1 835	6 651
	Establishments with 10 to 19 employees	4	50	1 062	3 307
	Establishments with 20 to 49 employees	4	132	1 540	6 000
	Establishments with 50 to 99 employees	3	c	D	D
	Establishments with 100 to 249 employees	1	c	D	D
	Establishments with 250 to 499 employees	—	—	—	—
	Establishments with 500 to 999 employees	—	—	—	—
	Establishments with 1,000 employees or more	1	g	D	D
54162	Environmental consulting services				
	All establishments	330	3 014	33 301	151 711
	Establishments with 1 to 4 employees	205	e	D	D
	Establishments with 5 to 9 employees	53	347	4 064	18 506
	Establishments with 10 to 19 employees	43	540	6 665	30 583
	Establishments with 20 to 49 employees	20	577	8 257	39 092
	Establishments with 50 to 99 employees	6	401	5 816	24 579
	Establishments with 100 to 249 employees	2	e	D	D
	Establishments with 250 to 499 employees	—	—	—	—
	Establishments with 500 to 999 employees	1	f	D	D
	Establishments with 1,000 employees or more	—	—	—	—
541620	Environmental consulting services				
	All establishments	330	3 014	33 301	151 711
	Establishments with 1 to 4 employees	205	e	D	D
	Establishments with 5 to 9 employees	53	347	4 064	18 506
	Establishments with 10 to 19 employees	43	540	6 665	30 583
	Establishments with 20 to 49 employees	20	577	8 257	39 092
	Establishments with 50 to 99 employees	6	401	5 816	24 579
	Establishments with 100 to 249 employees	2	e	D	D
	Establishments with 250 to 499 employees	—	—	—	—
	Establishments with 500 to 999 employees	1	f	D	D
	Establishments with 1,000 employees or more	—	—	—	—
54169	Other scientific and technical consulting services				
	All establishments	562	3 489	48 869	225 555
	Establishments with 1 to 4 employees	463	f	D	D
	Establishments with 5 to 9 employees	54	351	4 812	19 346
	Establishments with 10 to 19 employees	21	276	3 759	17 770
	Establishments with 20 to 49 employees	16	442	7 016	28 765
	Establishments with 50 to 99 employees	5	352	6 060	25 558
	Establishments with 100 to 249 employees	1	c	D	D
	Establishments with 250 to 499 employees	1	e	D	D
	Establishments with 500 to 999 employees	1	f	D	D
	Establishments with 1,000 employees or more	—	—	—	—
541690	Other scientific and technical consulting services				
	All establishments	562	3 489	48 869	225 555
	Establishments with 1 to 4 employees	463	f	D	D
	Establishments with 5 to 9 employees	54	351	4 812	19 346
	Establishments with 10 to 19 employees	21	276	3 759	17 770
	Establishments with 20 to 49 employees	16	442	7 016	28 765
	Establishments with 50 to 99 employees	5	352	6 060	25 558
	Establishments with 100 to 249 employees	1	c	D	D
	Establishments with 250 to 499 employees	1	e	D	D
	Establishments with 500 to 999 employees	1	f	D	D

See footnotes at end of table.

Table 2. Establishments, Employees, and Payroll by Industry and Employment Size of Establishments for the State: 2004—Con.

[Excludes most government employees, railroad employees, and self-employed persons. Size class 1 to 4 employees includes establishments having payroll, but no employees, during mid-March pay period. For meaning of abbreviations and symbols, see introductory text. For explanation of terms, see Appendix A. For statement on reliability, see the note at the end of the table and Appendix C]

NAICS code	Geography, kind of business, and employment size class	Establishments (number)	Paid employees for pay period including March 12 (number)	First-quarter payroll (\$1,000)	Annual payroll (\$1,000)
	NEW JERSEY—Con.				
54	Professional, scientific, and technical services—Con.				
541	Professional, scientific, and technical services—Con.				
5416	Management, scientific, and technical consulting services—Con.				
54169	Other scientific and technical consulting services—Con.				
541690	Other scientific and technical consulting services—Con.				
	All establishments—Con.				
	Establishments with 1,000 employees or more	—	—	—	—
5417	Scientific research and development services				
	All establishments	601	37 049	864 338	3 327 516
	Establishments with 1 to 4 employees	257	431	7 780	45 635
	Establishments with 5 to 9 employees	94	613	10 524	44 906
	Establishments with 10 to 19 employees	76	1 033	18 513	81 033
	Establishments with 20 to 49 employees	67	2 217	49 117	188 300
	Establishments with 50 to 99 employees	33	2 434	52 731	193 206
	Establishments with 100 to 249 employees	45	6 856	141 523	572 237
	Establishments with 250 to 499 employees	17	5 886	151 683	606 203
	Establishments with 500 to 999 employees	6	3 632	83 929	331 326
	Establishments with 1,000 employees or more	6	13 947	348 538	1 264 670
54171	Research and development in the physical, engineering, and life sciences				
	All establishments	551	35 778	845 003	3 250 481
	Establishments with 1 to 4 employees	229	374	7 289	42 949
	Establishments with 5 to 9 employees	87	568	10 101	43 333
	Establishments with 10 to 19 employees	70	942	17 323	75 148
	Establishments with 20 to 49 employees	64	2 149	47 505	182 777
	Establishments with 50 to 99 employees	31	g	D	D
	Establishments with 100 to 249 employees	43	i	D	D
	Establishments with 250 to 499 employees	15	i	D	D
	Establishments with 500 to 999 employees	6	3 632	83 929	331 326
	Establishments with 1,000 employees or more	6	13 947	348 538	1 264 670
541710	Research and development in the physical, engineering, and life sciences				
	All establishments	551	35 778	845 003	3 250 481
	Establishments with 1 to 4 employees	229	374	7 289	42 949
	Establishments with 5 to 9 employees	87	568	10 101	43 333
	Establishments with 10 to 19 employees	70	942	17 323	75 148
	Establishments with 20 to 49 employees	64	2 149	47 505	182 777
	Establishments with 50 to 99 employees	31	g	D	D
	Establishments with 100 to 249 employees	43	i	D	D
	Establishments with 250 to 499 employees	15	i	D	D
	Establishments with 500 to 999 employees	6	3 632	83 929	331 326
	Establishments with 1,000 employees or more	6	13 947	348 538	1 264 670
54172	Research and development in the social sciences and humanities				
	All establishments	50	1 271	19 335	77 035
	Establishments with 1 to 4 employees	28	57	491	2 686
	Establishments with 5 to 9 employees	7	45	423	1 573
	Establishments with 10 to 19 employees	6	91	1 190	5 885
	Establishments with 20 to 49 employees	3	68	1 612	5 523
	Establishments with 50 to 99 employees	2	c	D	D
	Establishments with 100 to 249 employees	2	e	D	D
	Establishments with 250 to 499 employees	2	f	D	D
	Establishments with 500 to 999 employees	—	—	—	—
	Establishments with 1,000 employees or more	—	—	—	—
541720	Research and development in the social sciences and humanities				
	All establishments	50	1 271	19 335	77 035
	Establishments with 1 to 4 employees	28	57	491	2 686
	Establishments with 5 to 9 employees	7	45	423	1 573
	Establishments with 10 to 19 employees	6	91	1 190	5 885
	Establishments with 20 to 49 employees	3	68	1 612	5 523
	Establishments with 50 to 99 employees	2	c	D	D
	Establishments with 100 to 249 employees	2	e	D	D
	Establishments with 250 to 499 employees	2	f	D	D
	Establishments with 500 to 999 employees	—	—	—	—
	Establishments with 1,000 employees or more	—	—	—	—
5418	Advertising and related services				
	All establishments	1 405	14 112	167 182	744 528
	Establishments with 1 to 4 employees	913	1 476	14 333	90 953
	Establishments with 5 to 9 employees	225	1 498	17 805	81 681
	Establishments with 10 to 19 employees	134	1 853	23 486	104 444
	Establishments with 20 to 49 employees	96	3 069	41 812	184 581
	Establishments with 50 to 99 employees	18	g	D	D
	Establishments with 100 to 249 employees	12	g	D	D
	Establishments with 250 to 499 employees	6	g	D	D
	Establishments with 500 to 999 employees	1	f	D	D
	Establishments with 1,000 employees or more	—	—	—	—

See footnotes at end of table.

Table 2. Establishments, Employees, and Payroll by Industry and Employment Size of Establishments for the State: 2004—Con.

[Excludes most government employees, railroad employees, and self-employed persons. Size class 1 to 4 employees includes establishments having payroll, but no employees, during mid-March pay period. For meaning of abbreviations and symbols, see introductory text. For explanation of terms, see Appendix A. For statement on reliability, see the note at the end of the table and Appendix C]

NAICS code	Geography, kind of business, and employment size class	Establishments (number)	Paid employees for pay period including March 12 (number)	First-quarter payroll (\$1,000)	Annual payroll (\$1,000)
	NEW JERSEY—Con.				
54	Professional, scientific, and technical services—Con.				
541	Professional, scientific, and technical services—Con.				
5418	Advertising and related services—Con.				
54181	Advertising agencies				
	All establishments	477	4 259	72 981	315 084
	Establishments with 1 to 4 employees	292	478	5 144	25 168
	Establishments with 5 to 9 employees	87	587	7 199	33 708
	Establishments with 10 to 19 employees	50	706	9 507	40 266
	Establishments with 20 to 49 employees	40	1 242	20 833	90 497
	Establishments with 50 to 99 employees	5	319	5 736	23 326
	Establishments with 100 to 249 employees	1	c	D	D
	Establishments with 250 to 499 employees	2	f	D	D
	Establishments with 500 to 999 employees	—	—	—	—
	Establishments with 1,000 employees or more	—	—	—	—
541810	Advertising agencies				
	All establishments	477	4 259	72 981	315 084
	Establishments with 1 to 4 employees	292	478	5 144	25 168
	Establishments with 5 to 9 employees	87	587	7 199	33 708
	Establishments with 10 to 19 employees	50	706	9 507	40 266
	Establishments with 20 to 49 employees	40	1 242	20 833	90 497
	Establishments with 50 to 99 employees	5	319	5 736	23 326
	Establishments with 100 to 249 employees	1	c	D	D
	Establishments with 250 to 499 employees	2	f	D	D
	Establishments with 500 to 999 employees	—	—	—	—
	Establishments with 1,000 employees or more	—	—	—	—
54182	Public relations agencies				
	All establishments	229	1 024	13 724	66 463
	Establishments with 1 to 4 employees	163	c	D	D
	Establishments with 5 to 9 employees	38	270	3 754	17 107
	Establishments with 10 to 19 employees	19	245	3 609	17 661
	Establishments with 20 to 49 employees	8	224	2 826	14 799
	Establishments with 50 to 99 employees	1	b	D	D
	Establishments with 100 to 249 employees	—	—	—	—
	Establishments with 250 to 499 employees	—	—	—	—
	Establishments with 500 to 999 employees	—	—	—	—
	Establishments with 1,000 employees or more	—	—	—	—
541820	Public relations agencies				
	All establishments	229	1 024	13 724	66 463
	Establishments with 1 to 4 employees	163	c	D	D
	Establishments with 5 to 9 employees	38	270	3 754	17 107
	Establishments with 10 to 19 employees	19	245	3 609	17 661
	Establishments with 20 to 49 employees	8	224	2 826	14 799
	Establishments with 50 to 99 employees	1	b	D	D
	Establishments with 100 to 249 employees	—	—	—	—
	Establishments with 250 to 499 employees	—	—	—	—
	Establishments with 500 to 999 employees	—	—	—	—
	Establishments with 1,000 employees or more	—	—	—	—
54183	Media buying services				
	All establishments	16	104	1 465	7 897
	Establishments with 1 to 4 employees	14	b	D	D
	Establishments with 5 to 9 employees	1	a	D	D
	Establishments with 10 to 19 employees	—	—	—	—
	Establishments with 20 to 49 employees	—	—	—	—
	Establishments with 50 to 99 employees	1	b	D	D
	Establishments with 100 to 249 employees	—	—	—	—
	Establishments with 250 to 499 employees	—	—	—	—
	Establishments with 500 to 999 employees	—	—	—	—
	Establishments with 1,000 employees or more	—	—	—	—
541830	Media buying services				
	All establishments	16	104	1 465	7 897
	Establishments with 1 to 4 employees	14	b	D	D
	Establishments with 5 to 9 employees	1	a	D	D
	Establishments with 10 to 19 employees	—	—	—	—
	Establishments with 20 to 49 employees	—	—	—	—
	Establishments with 50 to 99 employees	1	b	D	D
	Establishments with 100 to 249 employees	—	—	—	—
	Establishments with 250 to 499 employees	—	—	—	—
	Establishments with 500 to 999 employees	—	—	—	—
	Establishments with 1,000 employees or more	—	—	—	—
54184	Media representatives				
	All establishments	85	423	5 923	31 508
	Establishments with 1 to 4 employees	56	90	1 105	8 809
	Establishments with 5 to 9 employees	18	118	1 469	6 635
	Establishments with 10 to 19 employees	8	109	1 418	7 109
	Establishments with 20 to 49 employees	3	106	1 931	8 955
	Establishments with 50 to 99 employees	—	—	—	—
	Establishments with 100 to 249 employees	—	—	—	—
	Establishments with 250 to 499 employees	—	—	—	—
	Establishments with 500 to 999 employees	—	—	—	—
	Establishments with 1,000 employees or more	—	—	—	—

See footnotes at end of table.

Table 2. Establishments, Employees, and Payroll by Industry and Employment Size of Establishments for the State: 2004—Con.

[Excludes most government employees, railroad employees, and self-employed persons. Size class 1 to 4 employees includes establishments having payroll, but no employees, during mid-March pay period. For meaning of abbreviations and symbols, see introductory text. For explanation of terms, see Appendix A. For statement on reliability, see the note at the end of the table and Appendix C]

NAICS code	Geography, kind of business, and employment size class	Establishments (number)	Paid employees for pay period including March 12 (number)	First-quarter payroll (\$1,000)	Annual payroll (\$1,000)
	NEW JERSEY—Con.				
54	Professional, scientific, and technical services—Con.				
541	Professional, scientific, and technical services—Con.				
5418	Advertising and related services—Con.				
54184	Media representatives—Con.				
541840	Media representatives				
	All establishments	85	423	5 923	31 508
	Establishments with 1 to 4 employees	56	90	1 105	8 809
	Establishments with 5 to 9 employees	18	118	1 469	6 635
	Establishments with 10 to 19 employees	8	109	1 418	7 109
	Establishments with 20 to 49 employees	3	106	1 931	8 955
	Establishments with 50 to 99 employees	—	—	—	—
	Establishments with 100 to 249 employees	—	—	—	—
	Establishments with 250 to 499 employees	—	—	—	—
	Establishments with 500 to 999 employees	—	—	—	—
	Establishments with 1,000 employees or more	—	—	—	—
54185	Display advertising				
	All establishments	89	678	10 609	43 099
	Establishments with 1 to 4 employees	65	104	1 152	6 020
	Establishments with 5 to 9 employees	6	b	D	D
	Establishments with 10 to 19 employees	10	140	1 428	6 176
	Establishments with 20 to 49 employees	5	151	2 171	9 772
	Establishments with 50 to 99 employees	2	c	D	D
	Establishments with 100 to 249 employees	1	c	D	D
	Establishments with 250 to 499 employees	—	—	—	—
	Establishments with 500 to 999 employees	—	—	—	—
	Establishments with 1,000 employees or more	—	—	—	—
541850	Display advertising				
	All establishments	89	678	10 609	43 099
	Establishments with 1 to 4 employees	65	104	1 152	6 020
	Establishments with 5 to 9 employees	6	b	D	D
	Establishments with 10 to 19 employees	10	140	1 428	6 176
	Establishments with 20 to 49 employees	5	151	2 171	9 772
	Establishments with 50 to 99 employees	2	c	D	D
	Establishments with 100 to 249 employees	1	c	D	D
	Establishments with 250 to 499 employees	—	—	—	—
	Establishments with 500 to 999 employees	—	—	—	—
	Establishments with 1,000 employees or more	—	—	—	—
54186	Direct mail advertising				
	All establishments	168	4 414	37 585	152 092
	Establishments with 1 to 4 employees	83	158	1 508	6 985
	Establishments with 5 to 9 employees	19	119	904	4 031
	Establishments with 10 to 19 employees	25	373	4 023	18 635
	Establishments with 20 to 49 employees	26	842	7 635	33 283
	Establishments with 50 to 99 employees	5	356	2 410	10 992
	Establishments with 100 to 249 employees	6	968	7 064	29 103
	Establishments with 250 to 499 employees	4	1 598	14 041	49 063
	Establishments with 500 to 999 employees	—	—	—	—
	Establishments with 1,000 employees or more	—	—	—	—
541860	Direct mail advertising				
	All establishments	168	4 414	37 585	152 092
	Establishments with 1 to 4 employees	83	158	1 508	6 985
	Establishments with 5 to 9 employees	19	119	904	4 031
	Establishments with 10 to 19 employees	25	373	4 023	18 635
	Establishments with 20 to 49 employees	26	842	7 635	33 283
	Establishments with 50 to 99 employees	5	356	2 410	10 992
	Establishments with 100 to 249 employees	6	968	7 064	29 103
	Establishments with 250 to 499 employees	4	1 598	14 041	49 063
	Establishments with 500 to 999 employees	—	—	—	—
	Establishments with 1,000 employees or more	—	—	—	—
54187	Advertising material distribution services				
	All establishments	46	1 400	6 513	45 509
	Establishments with 1 to 4 employees	26	b	D	D
	Establishments with 5 to 9 employees	7	b	D	D
	Establishments with 10 to 19 employees	6	73	1 001	4 517
	Establishments with 20 to 49 employees	3	115	1 272	6 959
	Establishments with 50 to 99 employees	1	b	D	D
	Establishments with 100 to 249 employees	2	e	D	D
	Establishments with 250 to 499 employees	—	—	—	—
	Establishments with 500 to 999 employees	1	f	D	D
	Establishments with 1,000 employees or more	—	—	—	—
541870	Advertising material distribution services				
	All establishments	46	1 400	6 513	45 509
	Establishments with 1 to 4 employees	26	b	D	D
	Establishments with 5 to 9 employees	7	b	D	D
	Establishments with 10 to 19 employees	6	73	1 001	4 517
	Establishments with 20 to 49 employees	3	115	1 272	6 959
	Establishments with 50 to 99 employees	1	b	D	D
	Establishments with 100 to 249 employees	2	e	D	D
	Establishments with 250 to 499 employees	—	—	—	—
	Establishments with 500 to 999 employees	1	f	D	D

See footnotes at end of table.

Table 2. Establishments, Employees, and Payroll by Industry and Employment Size of Establishments for the State: 2004—Con.

[Excludes most government employees, railroad employees, and self-employed persons. Size class 1 to 4 employees includes establishments having payroll, but no employees, during mid-March pay period. For meaning of abbreviations and symbols, see introductory text. For explanation of terms, see Appendix A. For statement on reliability, see the note at the end of the table and Appendix C]

NAICS code	Geography, kind of business, and employment size class	Establishments (number)	Paid employees for pay period including March 12 (number)	First-quarter payroll (\$1,000)	Annual payroll (\$1,000)
	NEW JERSEY—Con.				
54	Professional, scientific, and technical services—Con.				
541	Professional, scientific, and technical services—Con.				
5418	Advertising and related services—Con.				
54187	Advertising material distribution services—Con.				
541870	Advertising material distribution services—Con.				
	All establishments—Con.				
	Establishments with 1,000 employees or more	—	—	—	—
54189	Other services related to advertising				
	All establishments	295	1 810	18 382	82 876
	Establishments with 1 to 4 employees	214	359	2 494	13 005
	Establishments with 5 to 9 employees	49	e	D	D
	Establishments with 10 to 19 employees	16	207	2 500	10 080
	Establishments with 20 to 49 employees	11	389	5 144	20 316
	Establishments with 50 to 99 employees	3	188	2 696	14 836
	Establishments with 100 to 249 employees	2	e	D	D
	Establishments with 250 to 499 employees	—	—	—	—
	Establishments with 500 to 999 employees	—	—	—	—
	Establishments with 1,000 employees or more	—	—	—	—
541890	Other services related to advertising				
	All establishments	295	1 810	18 382	82 876
	Establishments with 1 to 4 employees	214	359	2 494	13 005
	Establishments with 5 to 9 employees	49	e	D	D
	Establishments with 10 to 19 employees	16	207	2 500	10 080
	Establishments with 20 to 49 employees	11	389	5 144	20 316
	Establishments with 50 to 99 employees	3	188	2 696	14 836
	Establishments with 100 to 249 employees	2	e	D	D
	Establishments with 250 to 499 employees	—	—	—	—
	Establishments with 500 to 999 employees	—	—	—	—
	Establishments with 1,000 employees or more	—	—	—	—
5419	Other professional, scientific, and technical services				
	All establishments	2 252	18 268	163 799	722 830
	Establishments with 1 to 4 employees	1 437	2 095	16 582	91 414
	Establishments with 5 to 9 employees	350	2 357	18 571	82 355
	Establishments with 10 to 19 employees	274	3 697	26 620	117 158
	Establishments with 20 to 49 employees	144	4 202	34 749	150 373
	Establishments with 50 to 99 employees	22	1 502	21 579	105 680
	Establishments with 100 to 249 employees	22	3 217	32 417	128 562
	Establishments with 250 to 499 employees	2	f	D	D
	Establishments with 500 to 999 employees	1	f	D	D
	Establishments with 1,000 employees or more	—	—	—	—
54191	Marketing research and public opinion polling				
	All establishments	309	5 680	74 358	303 500
	Establishments with 1 to 4 employees	167	286	4 156	22 205
	Establishments with 5 to 9 employees	37	244	3 803	16 344
	Establishments with 10 to 19 employees	38	f	D	D
	Establishments with 20 to 49 employees	40	1 218	14 049	58 000
	Establishments with 50 to 99 employees	10	724	11 851	56 625
	Establishments with 100 to 249 employees	16	2 303	25 474	98 801
	Establishments with 250 to 499 employees	1	e	D	D
	Establishments with 500 to 999 employees	—	—	—	—
	Establishments with 1,000 employees or more	—	—	—	—
541910	Marketing research and public opinion polling				
	All establishments	309	5 680	74 358	303 500
	Establishments with 1 to 4 employees	167	286	4 156	22 205
	Establishments with 5 to 9 employees	37	244	3 803	16 344
	Establishments with 10 to 19 employees	38	f	D	D
	Establishments with 20 to 49 employees	40	1 218	14 049	58 000
	Establishments with 50 to 99 employees	10	724	11 851	56 625
	Establishments with 100 to 249 employees	16	2 303	25 474	98 801
	Establishments with 250 to 499 employees	1	e	D	D
	Establishments with 500 to 999 employees	—	—	—	—
	Establishments with 1,000 employees or more	—	—	—	—
54192	Photographic services				
	All establishments	504	2 603	10 520	53 842
	Establishments with 1 to 4 employees	365	583	3 205	15 686
	Establishments with 5 to 9 employees	80	f	D	D
	Establishments with 10 to 19 employees	49	f	D	D
	Establishments with 20 to 49 employees	7	c	D	D
	Establishments with 50 to 99 employees	2	c	D	D
	Establishments with 100 to 249 employees	—	—	—	—
	Establishments with 250 to 499 employees	—	—	—	—
	Establishments with 500 to 999 employees	1	f	D	D
	Establishments with 1,000 employees or more	—	—	—	—

See footnotes at end of table.

Table 2. Establishments, Employees, and Payroll by Industry and Employment Size of Establishments for the State: 2004—Con.

[Excludes most government employees, railroad employees, and self-employed persons. Size class 1 to 4 employees includes establishments having payroll, but no employees, during mid-March pay period. For meaning of abbreviations and symbols, see introductory text. For explanation of terms, see Appendix A. For statement on reliability, see the note at the end of the table and Appendix C]

NAICS code	Geography, kind of business, and employment size class	Establishments (number)	Paid employees for pay period including March 12 (number)	First-quarter payroll (\$1,000)	Annual payroll (\$1,000)
NEW JERSEY—Con.					
54	Professional, scientific, and technical services—Con.				
541	Professional, scientific, and technical services—Con.				
5419	Other professional, scientific, and technical services—Con.				
54192	Photographic services—Con.				
541921	Photography studios, portrait				
	All establishments	390	2 169	7 453	40 070
	Establishments with 1 to 4 employees	274	456	2 130	10 684
	Establishments with 5 to 9 employees	70	451	1 957	8 873
	Establishments with 10 to 19 employees	39	495	1 697	8 384
	Establishments with 20 to 49 employees	5	c	D	D
	Establishments with 50 to 99 employees	1	b	D	D
	Establishments with 100 to 249 employees	—	—	—	—
	Establishments with 250 to 499 employees	—	—	—	—
	Establishments with 500 to 999 employees	1	f	D	D
	Establishments with 1,000 employees or more	—	—	—	—
541922	Commercial photography				
	All establishments	114	434	3 067	13 772
	Establishments with 1 to 4 employees	91	127	1 075	5 002
	Establishments with 5 to 9 employees	10	b	D	D
	Establishments with 10 to 19 employees	10	c	D	D
	Establishments with 20 to 49 employees	2	b	D	D
	Establishments with 50 to 99 employees	1	b	D	D
	Establishments with 100 to 249 employees	—	—	—	—
	Establishments with 250 to 499 employees	—	—	—	—
	Establishments with 500 to 999 employees	—	—	—	—
	Establishments with 1,000 employees or more	—	—	—	—
54193	Translation and interpretation services				
	All establishments	46	140	985	4 132
	Establishments with 1 to 4 employees	36	51	327	1 472
	Establishments with 5 to 9 employees	7	b	D	D
	Establishments with 10 to 19 employees	2	b	D	D
	Establishments with 20 to 49 employees	1	b	D	D
	Establishments with 50 to 99 employees	—	—	—	—
	Establishments with 100 to 249 employees	—	—	—	—
	Establishments with 250 to 499 employees	—	—	—	—
	Establishments with 500 to 999 employees	—	—	—	—
	Establishments with 1,000 employees or more	—	—	—	—
541930	Translation and interpretation services				
	All establishments	46	140	985	4 132
	Establishments with 1 to 4 employees	36	51	327	1 472
	Establishments with 5 to 9 employees	7	b	D	D
	Establishments with 10 to 19 employees	2	b	D	D
	Establishments with 20 to 49 employees	1	b	D	D
	Establishments with 50 to 99 employees	—	—	—	—
	Establishments with 100 to 249 employees	—	—	—	—
	Establishments with 250 to 499 employees	—	—	—	—
	Establishments with 500 to 999 employees	—	—	—	—
	Establishments with 1,000 employees or more	—	—	—	—
54194	Veterinary services				
	All establishments	561	6 785	47 475	218 356
	Establishments with 1 to 4 employees	171	355	2 182	12 647
	Establishments with 5 to 9 employees	157	1 098	7 696	35 635
	Establishments with 10 to 19 employees	146	1 997	13 259	58 505
	Establishments with 20 to 49 employees	78	2 199	14 758	69 614
	Establishments with 50 to 99 employees	5	e	D	D
	Establishments with 100 to 249 employees	3	578	4 588	19 987
	Establishments with 250 to 499 employees	1	e	D	D
	Establishments with 500 to 999 employees	—	—	—	—
	Establishments with 1,000 employees or more	—	—	—	—
541940	Veterinary services				
	All establishments	561	6 785	47 475	218 356
	Establishments with 1 to 4 employees	171	355	2 182	12 647
	Establishments with 5 to 9 employees	157	1 098	7 696	35 635
	Establishments with 10 to 19 employees	146	1 997	13 259	58 505
	Establishments with 20 to 49 employees	78	2 199	14 758	69 614
	Establishments with 50 to 99 employees	5	e	D	D
	Establishments with 100 to 249 employees	3	578	4 588	19 987
	Establishments with 250 to 499 employees	1	e	D	D
	Establishments with 500 to 999 employees	—	—	—	—
	Establishments with 1,000 employees or more	—	—	—	—
54199	All other professional, scientific, and technical services				
	All establishments	832	3 060	30 461	143 000
	Establishments with 1 to 4 employees	698	820	6 712	39 404
	Establishments with 5 to 9 employees	69	456	4 185	17 927
	Establishments with 10 to 19 employees	39	534	5 532	22 178
	Establishments with 20 to 49 employees	18	556	4 701	18 138
	Establishments with 50 to 99 employees	5	358	6 976	35 579
	Establishments with 100 to 249 employees	3	336	2 355	9 774
	Establishments with 250 to 499 employees	—	—	—	—
	Establishments with 500 to 999 employees	—	—	—	—

See footnotes at end of table.

Table 2. Establishments, Employees, and Payroll by Industry and Employment Size of Establishments for the State: 2004—Con.

[Excludes most government employees, railroad employees, and self-employed persons. Size class 1 to 4 employees includes establishments having payroll, but no employees, during mid-March pay period. For meaning of abbreviations and symbols, see introductory text. For explanation of terms, see Appendix A. For statement on reliability, see the note at the end of the table and Appendix C]

NAICS code	Geography, kind of business, and employment size class	Establishments (number)	Paid employees for pay period including March 12 (number)	First-quarter payroll (\$1,000)	Annual payroll (\$1,000)
	NEW JERSEY—Con.				
54	Professional, scientific, and technical services—Con.				
541	Professional, scientific, and technical services—Con.				
5419	Other professional, scientific, and technical services—Con.				
54199	All other professional, scientific, and technical services—Con.				
	All establishments—Con.				
	Establishments with 1,000 employees or more	—	—	—	—
541990	All other professional, scientific, and technical services				
	All establishments	832	3 060	30 461	143 000
	Establishments with 1 to 4 employees	698	820	6 712	39 404
	Establishments with 5 to 9 employees	69	456	4 185	17 927
	Establishments with 10 to 19 employees	39	534	5 532	22 178
	Establishments with 20 to 49 employees	18	556	4 701	18 138
	Establishments with 50 to 99 employees	5	358	6 976	35 579
	Establishments with 100 to 249 employees	3	336	2 355	9 774
	Establishments with 250 to 499 employees	—	—	—	—
	Establishments with 500 to 999 employees	—	—	—	—
	Establishments with 1,000 employees or more	—	—	—	—
55	Management of companies and enterprises				
	All establishments	1 356	146 153	3 914 889	13 592 593
	Establishments with 1 to 4 employees	397	717	16 140	229 571
	Establishments with 5 to 9 employees	170	1 137	36 146	129 681
	Establishments with 10 to 19 employees	181	2 513	71 172	242 072
	Establishments with 20 to 49 employees	220	6 940	152 699	573 865
	Establishments with 50 to 99 employees	129	9 175	209 684	767 687
	Establishments with 100 to 249 employees	117	18 535	378 754	1 373 781
	Establishments with 250 to 499 employees	76	27 116	662 499	2 350 423
	Establishments with 500 to 999 employees	38	26 670	936 626	2 857 388
	Establishments with 1,000 employees or more	28	53 350	1 451 169	5 068 125
551	Management of companies and enterprises				
	All establishments	1 356	146 153	3 914 889	13 592 593
	Establishments with 1 to 4 employees	397	717	16 140	229 571
	Establishments with 5 to 9 employees	170	1 137	36 146	129 681
	Establishments with 10 to 19 employees	181	2 513	71 172	242 072
	Establishments with 20 to 49 employees	220	6 940	152 699	573 865
	Establishments with 50 to 99 employees	129	9 175	209 684	767 687
	Establishments with 100 to 249 employees	117	18 535	378 754	1 373 781
	Establishments with 250 to 499 employees	76	27 116	662 499	2 350 423
	Establishments with 500 to 999 employees	38	26 670	936 626	2 857 388
	Establishments with 1,000 employees or more	28	53 350	1 451 169	5 068 125
5511	Management of companies and enterprises				
	All establishments	1 356	146 153	3 914 889	13 592 593
	Establishments with 1 to 4 employees	397	717	16 140	229 571
	Establishments with 5 to 9 employees	170	1 137	36 146	129 681
	Establishments with 10 to 19 employees	181	2 513	71 172	242 072
	Establishments with 20 to 49 employees	220	6 940	152 699	573 865
	Establishments with 50 to 99 employees	129	9 175	209 684	767 687
	Establishments with 100 to 249 employees	117	18 535	378 754	1 373 781
	Establishments with 250 to 499 employees	76	27 116	662 499	2 350 423
	Establishments with 500 to 999 employees	38	26 670	936 626	2 857 388
	Establishments with 1,000 employees or more	28	53 350	1 451 169	5 068 125
55111	Management of companies and enterprises				
	All establishments	1 356	146 153	3 914 889	13 592 593
	Establishments with 1 to 4 employees	397	717	16 140	229 571
	Establishments with 5 to 9 employees	170	1 137	36 146	129 681
	Establishments with 10 to 19 employees	181	2 513	71 172	242 072
	Establishments with 20 to 49 employees	220	6 940	152 699	573 865
	Establishments with 50 to 99 employees	129	9 175	209 684	767 687
	Establishments with 100 to 249 employees	117	18 535	378 754	1 373 781
	Establishments with 250 to 499 employees	76	27 116	662 499	2 350 423
	Establishments with 500 to 999 employees	38	26 670	936 626	2 857 388
	Establishments with 1,000 employees or more	28	53 350	1 451 169	5 068 125
551111	Offices of bank holding companies				
	All establishments	19	328	8 178	27 490
	Establishments with 1 to 4 employees	11	12	532	2 840
	Establishments with 5 to 9 employees	1	a	D	D
	Establishments with 10 to 19 employees	1	a	D	D
	Establishments with 20 to 49 employees	5	149	4 207	8 303
	Establishments with 50 to 99 employees	—	—	—	—
	Establishments with 100 to 249 employees	1	c	D	D
	Establishments with 250 to 499 employees	—	—	—	—
	Establishments with 500 to 999 employees	—	—	—	—
	Establishments with 1,000 employees or more	—	—	—	—
551112	Offices of other holding companies				

See footnotes at end of table.

Table 2. Establishments, Employees, and Payroll by Industry and Employment Size of Establishments for the State: 2004—Con.

[Excludes most government employees, railroad employees, and self-employed persons. Size class 1 to 4 employees includes establishments having payroll, but no employees, during mid-March pay period. For meaning of abbreviations and symbols, see introductory text. For explanation of terms, see Appendix A. For statement on reliability, see the note at the end of the table and Appendix C]

NAICS code	Geography, kind of business, and employment size class	Establishments (number)	Paid employees for pay period including March 12 (number)	First-quarter payroll (\$1,000)	Annual payroll (\$1,000)
	NEW JERSEY—Con.				
55	Management of companies and enterprises—Con.				
551	Management of companies and enterprises—Con.				
5511	Management of companies and enterprises—Con.				
55111	Management of companies and enterprises—Con.				
551112	Offices of other holding companies—Con.				
	All establishments	210	4 430	131 296	404 416
	Establishments with 1 to 4 employees	123	199	4 171	18 520
	Establishments with 5 to 9 employees	29	c	D	D
	Establishments with 10 to 19 employees	21	e	D	D
	Establishments with 20 to 49 employees	20	669	19 146	63 850
	Establishments with 50 to 99 employees	7	525	12 929	48 248
	Establishments with 100 to 249 employees	6	f	D	D
	Establishments with 250 to 499 employees	2	f	D	D
	Establishments with 500 to 999 employees	2	g	D	D
	Establishments with 1,000 employees or more	—	—	—	—
551114	Corporate, subsidiary, and regional managing offices				
	All establishments	1 127	141 395	3 775 415	13 180 687
	Establishments with 1 to 4 employees	263	506	11 437	208 211
	Establishments with 5 to 9 employees	140	940	30 146	105 362
	Establishments with 10 to 19 employees	159	2 221	49 275	179 195
	Establishments with 20 to 49 employees	195	6 122	129 346	501 712
	Establishments with 50 to 99 employees	122	8 650	196 755	719 439
	Establishments with 100 to 249 employees	110	17 585	359 617	1 309 511
	Establishments with 250 to 499 employees	74	k	D	D
	Establishments with 500 to 999 employees	36	k	D	D
	Establishments with 1,000 employees or more	28	53 350	1 451 169	5 068 125
56	Administrative and support and waste management and remediation services				
	All establishments	13 126	294 417	1 940 151	8 394 350
	Establishments with 1 to 4 employees	8 099	11 318	73 938	548 584
	Establishments with 5 to 9 employees	1 832	12 066	86 949	416 412
	Establishments with 10 to 19 employees	1 220	16 553	131 136	622 987
	Establishments with 20 to 49 employees	971	29 717	255 617	1 115 378
	Establishments with 50 to 99 employees	458	32 678	249 762	1 020 711
	Establishments with 100 to 249 employees	362	55 782	385 461	1 611 706
	Establishments with 250 to 499 employees	120	39 807	237 786	966 748
	Establishments with 500 to 999 employees	39	26 460	156 652	632 588
	Establishments with 1,000 employees or more	25	70 036	362 850	1 459 236
561	Administrative and support services				
	All establishments	12 486	282 408	1 810 862	7 833 565
	Establishments with 1 to 4 employees	7 836	10 838	69 816	524 678
	Establishments with 5 to 9 employees	1 709	j	D	D
	Establishments with 10 to 19 employees	1 117	15 080	115 002	552 752
	Establishments with 20 to 49 employees	877	26 801	225 096	981 402
	Establishments with 50 to 99 employees	427	30 423	223 238	913 913
	Establishments with 100 to 249 employees	338	52 456	345 583	1 444 585
	Establishments with 250 to 499 employees	118	k	D	D
	Establishments with 500 to 999 employees	39	26 460	156 652	632 588
	Establishments with 1,000 employees or more	25	70 036	362 850	1 459 236
5611	Office administrative services				
	All establishments	850	18 525	260 207	1 007 551
	Establishments with 1 to 4 employees	476	687	9 246	70 401
	Establishments with 5 to 9 employees	111	745	12 488	48 638
	Establishments with 10 to 19 employees	104	1 400	19 701	92 614
	Establishments with 20 to 49 employees	92	2 927	45 370	189 494
	Establishments with 50 to 99 employees	40	2 773	47 873	155 708
	Establishments with 100 to 249 employees	16	2 537	48 988	154 736
	Establishments with 250 to 499 employees	7	2 212	31 135	99 939
	Establishments with 500 to 999 employees	2	g	D	D
	Establishments with 1,000 employees or more	2	h	D	D
56111	Office administrative services				
	All establishments	850	18 525	260 207	1 007 551
	Establishments with 1 to 4 employees	476	687	9 246	70 401
	Establishments with 5 to 9 employees	111	745	12 488	48 638
	Establishments with 10 to 19 employees	104	1 400	19 701	92 614
	Establishments with 20 to 49 employees	92	2 927	45 370	189 494
	Establishments with 50 to 99 employees	40	2 773	47 873	155 708
	Establishments with 100 to 249 employees	16	2 537	48 988	154 736
	Establishments with 250 to 499 employees	7	2 212	31 135	99 939
	Establishments with 500 to 999 employees	2	g	D	D
	Establishments with 1,000 employees or more	2	h	D	D
561110	Office administrative services				
	All establishments	850	18 525	260 207	1 007 551
	Establishments with 1 to 4 employees	476	687	9 246	70 401
	Establishments with 5 to 9 employees	111	745	12 488	48 638
	Establishments with 10 to 19 employees	104	1 400	19 701	92 614
	Establishments with 20 to 49 employees	92	2 927	45 370	189 494
	Establishments with 50 to 99 employees	40	2 773	47 873	155 708
	Establishments with 100 to 249 employees	16	2 537	48 988	154 736
	Establishments with 250 to 499 employees	7	2 212	31 135	99 939

See footnotes at end of table.

Table 2. Establishments, Employees, and Payroll by Industry and Employment Size of Establishments for the State: 2004—Con.

[Excludes most government employees, railroad employees, and self-employed persons. Size class 1 to 4 employees includes establishments having payroll, but no employees, during mid-March pay period. For meaning of abbreviations and symbols, see introductory text. For explanation of terms, see Appendix A. For statement on reliability, see the note at the end of the table and Appendix C]

NAICS code	Geography, kind of business, and employment size class	Establishments (number)	Paid employees for pay period including March 12 (number)	First-quarter payroll (\$1,000)	Annual payroll (\$1,000)
	NEW JERSEY—Con.				
56	Administrative and support and waste management and remediation services—Con.				
561	Administrative and support services—Con.				
5611	Office administrative services—Con.				
56111	Office administrative services—Con.				
561110	Office administrative services—Con.				
	All establishments—Con.				
	Establishments with 500 to 999 employees	2	g	D	D
	Establishments with 1,000 employees or more	2	h	D	D
5612	Facilities support services				
	All establishments	121	3 068	29 083	120 092
	Establishments with 1 to 4 employees	55	89	1 419	7 666
	Establishments with 5 to 9 employees	14	c	D	D
	Establishments with 10 to 19 employees	15	205	2 256	8 752
	Establishments with 20 to 49 employees	19	630	5 988	25 376
	Establishments with 50 to 99 employees	10	669	5 488	23 257
	Establishments with 100 to 249 employees	7	g	D	D
	Establishments with 250 to 499 employees	1	e	D	D
	Establishments with 500 to 999 employees	—	—	—	—
	Establishments with 1,000 employees or more	—	—	—	—
56121	Facilities support services				
	All establishments	121	3 068	29 083	120 092
	Establishments with 1 to 4 employees	55	89	1 419	7 666
	Establishments with 5 to 9 employees	14	c	D	D
	Establishments with 10 to 19 employees	15	205	2 256	8 752
	Establishments with 20 to 49 employees	19	630	5 988	25 376
	Establishments with 50 to 99 employees	10	669	5 488	23 257
	Establishments with 100 to 249 employees	7	g	D	D
	Establishments with 250 to 499 employees	1	e	D	D
	Establishments with 500 to 999 employees	—	—	—	—
	Establishments with 1,000 employees or more	—	—	—	—
561210	Facilities support services				
	All establishments	121	3 068	29 083	120 092
	Establishments with 1 to 4 employees	55	89	1 419	7 666
	Establishments with 5 to 9 employees	14	c	D	D
	Establishments with 10 to 19 employees	15	205	2 256	8 752
	Establishments with 20 to 49 employees	19	630	5 988	25 376
	Establishments with 50 to 99 employees	10	669	5 488	23 257
	Establishments with 100 to 249 employees	7	g	D	D
	Establishments with 250 to 499 employees	1	e	D	D
	Establishments with 500 to 999 employees	—	—	—	—
	Establishments with 1,000 employees or more	—	—	—	—
5613	Employment services				
	All establishments	1 356	113 110	728 095	3 062 162
	Establishments with 1 to 4 employees	466	623	6 584	57 623
	Establishments with 5 to 9 employees	142	929	9 536	43 379
	Establishments with 10 to 19 employees	140	1 958	18 746	88 443
	Establishments with 20 to 49 employees	193	6 262	58 002	237 755
	Establishments with 50 to 99 employees	175	12 425	86 845	359 133
	Establishments with 100 to 249 employees	155	23 953	147 883	648 194
	Establishments with 250 to 499 employees	57	19 690	113 168	482 595
	Establishments with 500 to 999 employees	16	11 570	91 704	354 155
	Establishments with 1,000 employees or more	12	35 700	195 627	790 885
56131	Employment placement agencies				
	All establishments	335	4 639	34 302	150 085
	Establishments with 1 to 4 employees	196	e	D	D
	Establishments with 5 to 9 employees	58	369	4 209	21 127
	Establishments with 10 to 19 employees	37	491	4 431	22 084
	Establishments with 20 to 49 employees	25	755	5 845	23 595
	Establishments with 50 to 99 employees	11	795	4 057	20 210
	Establishments with 100 to 249 employees	6	949	6 662	27 745
	Establishments with 250 to 499 employees	1	e	D	D
	Establishments with 500 to 999 employees	1	f	D	D
	Establishments with 1,000 employees or more	—	—	—	—
561310	Employment placement agencies				
	All establishments	335	4 639	34 302	150 085
	Establishments with 1 to 4 employees	196	e	D	D
	Establishments with 5 to 9 employees	58	369	4 209	21 127
	Establishments with 10 to 19 employees	37	491	4 431	22 084
	Establishments with 20 to 49 employees	25	755	5 845	23 595
	Establishments with 50 to 99 employees	11	795	4 057	20 210
	Establishments with 100 to 249 employees	6	949	6 662	27 745
	Establishments with 250 to 499 employees	1	e	D	D
	Establishments with 500 to 999 employees	1	f	D	D
	Establishments with 1,000 employees or more	—	—	—	—

See footnotes at end of table.

Table 2. Establishments, Employees, and Payroll by Industry and Employment Size of Establishments for the State: 2004—Con.

[Excludes most government employees, railroad employees, and self-employed persons. Size class 1 to 4 employees includes establishments having payroll, but no employees, during mid-March pay period. For meaning of abbreviations and symbols, see introductory text. For explanation of terms, see Appendix A. For statement on reliability, see the note at the end of the table and Appendix C]

NAICS code	Geography, kind of business, and employment size class	Establishments (number)	Paid employees for pay period including March 12 (number)	First-quarter payroll (\$1,000)	Annual payroll (\$1,000)
56	NEW JERSEY—Con.				
	Administrative and support and waste management and remediation services—Con.				
561	Administrative and support services—Con.				
5613	Employment services—Con.				
56132	Temporary help services				
	All establishments	884	81 660	452 332	1 902 738
	Establishments with 1 to 4 employees	234	e	D	D
	Establishments with 5 to 9 employees	67	440	4 033	16 495
	Establishments with 10 to 19 employees	84	1 205	12 055	54 079
	Establishments with 20 to 49 employees	145	4 825	43 487	173 104
	Establishments with 50 to 99 employees	153	10 880	76 764	310 261
	Establishments with 100 to 249 employees	137	21 088	121 291	539 983
	Establishments with 250 to 499 employees	49	16 809	85 379	372 581
	Establishments with 500 to 999 employees	9	i	D	D
	Establishments with 1,000 employees or more	6	20 051	74 016	281 477
561320	Temporary help services				
	All establishments	884	81 660	452 332	1 902 738
	Establishments with 1 to 4 employees	234	e	D	D
	Establishments with 5 to 9 employees	67	440	4 033	16 495
	Establishments with 10 to 19 employees	84	1 205	12 055	54 079
	Establishments with 20 to 49 employees	145	4 825	43 487	173 104
	Establishments with 50 to 99 employees	153	10 880	76 764	310 261
	Establishments with 100 to 249 employees	137	21 088	121 291	539 983
	Establishments with 250 to 499 employees	49	16 809	85 379	372 581
	Establishments with 500 to 999 employees	9	i	D	D
	Establishments with 1,000 employees or more	6	20 051	74 016	281 477
56133	Professional employer organizations				
	All establishments	137	26 811	241 461	1 009 339
	Establishments with 1 to 4 employees	36	b	D	D
	Establishments with 5 to 9 employees	17	120	1 294	5 757
	Establishments with 10 to 19 employees	19	262	2 280	12 280
	Establishments with 20 to 49 employees	23	682	8 670	41 056
	Establishments with 50 to 99 employees	11	750	6 024	28 662
	Establishments with 100 to 249 employees	12	1 916	19 930	80 466
	Establishments with 250 to 499 employees	7	g	D	D
	Establishments with 500 to 999 employees	6	4 966	58 615	227 937
	Establishments with 1,000 employees or more	6	15 649	121 611	509 408
561330	Professional employer organizations				
	All establishments	137	26 811	241 461	1 009 339
	Establishments with 1 to 4 employees	36	b	D	D
	Establishments with 5 to 9 employees	17	120	1 294	5 757
	Establishments with 10 to 19 employees	19	262	2 280	12 280
	Establishments with 20 to 49 employees	23	682	8 670	41 056
	Establishments with 50 to 99 employees	11	750	6 024	28 662
	Establishments with 100 to 249 employees	12	1 916	19 930	80 466
	Establishments with 250 to 499 employees	7	g	D	D
	Establishments with 500 to 999 employees	6	4 966	58 615	227 937
	Establishments with 1,000 employees or more	6	15 649	121 611	509 408
5614	Business support services				
	All establishments	966	27 252	148 541	620 042
	Establishments with 1 to 4 employees	546	934	7 271	34 188
	Establishments with 5 to 9 employees	154	g	D	D
	Establishments with 10 to 19 employees	110	1 469	10 630	47 389
	Establishments with 20 to 49 employees	83	2 460	21 749	91 658
	Establishments with 50 to 99 employees	30	2 241	17 829	71 561
	Establishments with 100 to 249 employees	28	4 324	34 601	147 415
	Establishments with 250 to 499 employees	13	4 068	30 112	122 987
	Establishments with 500 to 999 employees	1	f	D	D
	Establishments with 1,000 employees or more	1	j	D	D
56141	Document preparation services				
	All establishments	159	1 396	8 718	39 036
	Establishments with 1 to 4 employees	118	187	1 188	6 136
	Establishments with 5 to 9 employees	18	c	D	D
	Establishments with 10 to 19 employees	11	142	797	3 288
	Establishments with 20 to 49 employees	5	135	1 258	5 897
	Establishments with 50 to 99 employees	3	196	1 438	6 082
	Establishments with 100 to 249 employees	4	f	D	D
	Establishments with 250 to 499 employees	—	—	—	—
	Establishments with 500 to 999 employees	—	—	—	—
	Establishments with 1,000 employees or more	—	—	—	—
561410	Document preparation services				
	All establishments	159	1 396	8 718	39 036
	Establishments with 1 to 4 employees	118	187	1 188	6 136
	Establishments with 5 to 9 employees	18	c	D	D
	Establishments with 10 to 19 employees	11	142	797	3 288
	Establishments with 20 to 49 employees	5	135	1 258	5 897
	Establishments with 50 to 99 employees	3	196	1 438	6 082
	Establishments with 100 to 249 employees	4	f	D	D
	Establishments with 250 to 499 employees	—	—	—	—
	Establishments with 500 to 999 employees	—	—	—	—
	Establishments with 1,000 employees or more	—	—	—	—

See footnotes at end of table.

Table 2. Establishments, Employees, and Payroll by Industry and Employment Size of Establishments for the State: 2004—Con.

[Excludes most government employees, railroad employees, and self-employed persons. Size class 1 to 4 employees includes establishments having payroll, but no employees, during mid-March pay period. For meaning of abbreviations and symbols, see introductory text. For explanation of terms, see Appendix A. For statement on reliability, see the note at the end of the table and Appendix C]

NAICS code	Geography, kind of business, and employment size class	Establishments (number)	Paid employees for pay period including March 12 (number)	First-quarter payroll (\$1,000)	Annual payroll (\$1,000)
	NEW JERSEY—Con.				
56	Administrative and support and waste management and remediation services—Con.				
561	Administrative and support services—Con.				
5614	Business support services—Con.				
56142	Telephone call centers				
	All establishments	159	15 548	47 491	188 716
	Establishments with 1 to 4 employees	70	91	1 045	5 875
	Establishments with 5 to 9 employees	21	c	D	D
	Establishments with 10 to 19 employees	25	336	2 059	8 305
	Establishments with 20 to 49 employees	20	643	4 203	16 949
	Establishments with 50 to 99 employees	6	e	D	D
	Establishments with 100 to 249 employees	8	1 314	13 202	53 166
	Establishments with 250 to 499 employees	8	2 552	11 188	43 671
	Establishments with 500 to 999 employees	—	—	—	—
	Establishments with 1,000 employees or more	1	j	D	D
561421	Telephone answering services				
	All establishments	79	754	4 618	20 083
	Establishments with 1 to 4 employees	34	b	D	D
	Establishments with 5 to 9 employees	14	b	D	D
	Establishments with 10 to 19 employees	20	270	1 667	6 717
	Establishments with 20 to 49 employees	10	289	1 399	6 468
	Establishments with 50 to 99 employees	1	b	D	D
	Establishments with 100 to 249 employees	—	—	—	—
	Establishments with 250 to 499 employees	—	—	—	—
	Establishments with 500 to 999 employees	—	—	—	—
	Establishments with 1,000 employees or more	—	—	—	—
561422	Telemarketing bureaus				
	All establishments	80	14 794	42 873	168 633
	Establishments with 1 to 4 employees	36	b	D	D
	Establishments with 5 to 9 employees	7	b	D	D
	Establishments with 10 to 19 employees	5	66	392	1 588
	Establishments with 20 to 49 employees	10	354	2 804	10 481
	Establishments with 50 to 99 employees	5	e	D	D
	Establishments with 100 to 249 employees	8	1 314	13 202	53 166
	Establishments with 250 to 499 employees	8	2 552	11 188	43 671
	Establishments with 500 to 999 employees	—	—	—	—
	Establishments with 1,000 employees or more	1	j	D	D
56143	Business service centers				
	All establishments	237	2 167	15 624	68 211
	Establishments with 1 to 4 employees	132	280	1 607	7 310
	Establishments with 5 to 9 employees	53	e	D	D
	Establishments with 10 to 19 employees	31	416	2 563	11 658
	Establishments with 20 to 49 employees	13	346	3 141	13 387
	Establishments with 50 to 99 employees	5	370	3 982	18 441
	Establishments with 100 to 249 employees	3	e	D	D
	Establishments with 250 to 499 employees	—	—	—	—
	Establishments with 500 to 999 employees	—	—	—	—
	Establishments with 1,000 employees or more	—	—	—	—
561431	Private mail centers				
	All establishments	98	485	2 652	11 202
	Establishments with 1 to 4 employees	71	141	586	2 680
	Establishments with 5 to 9 employees	19	c	D	D
	Establishments with 10 to 19 employees	4	48	200	802
	Establishments with 20 to 49 employees	2	b	D	D
	Establishments with 50 to 99 employees	2	c	D	D
	Establishments with 100 to 249 employees	—	—	—	—
	Establishments with 250 to 499 employees	—	—	—	—
	Establishments with 500 to 999 employees	—	—	—	—
	Establishments with 1,000 employees or more	—	—	—	—
561439	Other business service centers (including copy shops)				
	All establishments	139	1 682	12 972	57 009
	Establishments with 1 to 4 employees	61	139	1 021	4 630
	Establishments with 5 to 9 employees	34	228	1 746	7 520
	Establishments with 10 to 19 employees	27	368	2 363	10 856
	Establishments with 20 to 49 employees	11	e	D	D
	Establishments with 50 to 99 employees	3	c	D	D
	Establishments with 100 to 249 employees	3	e	D	D
	Establishments with 250 to 499 employees	—	—	—	—
	Establishments with 500 to 999 employees	—	—	—	—
	Establishments with 1,000 employees or more	—	—	—	—
56144	Collection agencies				
	All establishments	176	4 896	37 055	159 890
	Establishments with 1 to 4 employees	84	154	1 099	4 697
	Establishments with 5 to 9 employees	23	155	1 236	4 874
	Establishments with 10 to 19 employees	23	320	2 819	11 886
	Establishments with 20 to 49 employees	26	849	7 237	33 054
	Establishments with 50 to 99 employees	9	720	5 922	25 362
	Establishments with 100 to 249 employees	8	1 346	9 849	39 667
	Establishments with 250 to 499 employees	2	f	D	D
	Establishments with 500 to 999 employees	1	f	D	D
	Establishments with 1,000 employees or more	—	—	—	—

See footnotes at end of table.

Table 2. Establishments, Employees, and Payroll by Industry and Employment Size of Establishments for the State: 2004—Con.

[Excludes most government employees, railroad employees, and self-employed persons. Size class 1 to 4 employees includes establishments having payroll, but no employees, during mid-March pay period. For meaning of abbreviations and symbols, see introductory text. For explanation of terms, see Appendix A. For statement on reliability, see the note at the end of the table and Appendix C]

NAICS code	Geography, kind of business, and employment size class	Establishments (number)	Paid employees for pay period including March 12 (number)	First-quarter payroll (\$1,000)	Annual payroll (\$1,000)
	NEW JERSEY—Con.				
56	Administrative and support and waste management and remediation services—Con.				
561	Administrative and support services—Con.				
5614	Business support services—Con.				
56144	Collection agencies—Con.				
561440	Collection agencies				
	All establishments	176	4 896	37 055	159 890
	Establishments with 1 to 4 employees	84	154	1 099	4 697
	Establishments with 5 to 9 employees	23	155	1 236	4 874
	Establishments with 10 to 19 employees	23	320	2 819	11 886
	Establishments with 20 to 49 employees	26	849	7 237	33 054
	Establishments with 50 to 99 employees	9	720	5 922	25 362
	Establishments with 100 to 249 employees	8	1 346	9 849	39 667
	Establishments with 250 to 499 employees	2	f	D	D
	Establishments with 500 to 999 employees	1	f	D	D
	Establishments with 1,000 employees or more	—	—	—	—
56145	Credit bureaus				
	All establishments	43	1 084	19 919	78 638
	Establishments with 1 to 4 employees	18	38	697	3 268
	Establishments with 5 to 9 employees	8	52	1 114	3 799
	Establishments with 10 to 19 employees	5	60	664	2 459
	Establishments with 20 to 49 employees	6	158	2 666	9 153
	Establishments with 50 to 99 employees	3	e	D	D
	Establishments with 100 to 249 employees	2	c	D	D
	Establishments with 250 to 499 employees	1	e	D	D
	Establishments with 500 to 999 employees	—	—	—	—
	Establishments with 1,000 employees or more	—	—	—	—
561450	Credit bureaus				
	All establishments	43	1 084	19 919	78 638
	Establishments with 1 to 4 employees	18	38	697	3 268
	Establishments with 5 to 9 employees	8	52	1 114	3 799
	Establishments with 10 to 19 employees	5	60	664	2 459
	Establishments with 20 to 49 employees	6	158	2 666	9 153
	Establishments with 50 to 99 employees	3	e	D	D
	Establishments with 100 to 249 employees	2	c	D	D
	Establishments with 250 to 499 employees	1	e	D	D
	Establishments with 500 to 999 employees	—	—	—	—
	Establishments with 1,000 employees or more	—	—	—	—
56149	Other business support services				
	All establishments	192	2 161	19 734	85 551
	Establishments with 1 to 4 employees	124	184	1 635	6 902
	Establishments with 5 to 9 employees	31	203	1 971	8 336
	Establishments with 10 to 19 employees	15	195	1 728	9 793
	Establishments with 20 to 49 employees	13	329	3 244	13 218
	Establishments with 50 to 99 employees	4	e	D	D
	Establishments with 100 to 249 employees	3	409	4 841	23 090
	Establishments with 250 to 499 employees	2	f	D	D
	Establishments with 500 to 999 employees	—	—	—	—
	Establishments with 1,000 employees or more	—	—	—	—
561491	Repossession services				
	All establishments	25	153	1 162	4 589
	Establishments with 1 to 4 employees	12	a	D	D
	Establishments with 5 to 9 employees	9	b	D	D
	Establishments with 10 to 19 employees	1	a	D	D
	Establishments with 20 to 49 employees	3	65	581	2 174
	Establishments with 50 to 99 employees	—	—	—	—
	Establishments with 100 to 249 employees	—	—	—	—
	Establishments with 250 to 499 employees	—	—	—	—
	Establishments with 500 to 999 employees	—	—	—	—
	Establishments with 1,000 employees or more	—	—	—	—
561492	Court reporting and stenotype services				
	All establishments	87	366	3 641	15 598
	Establishments with 1 to 4 employees	67	c	D	D
	Establishments with 5 to 9 employees	11	b	D	D
	Establishments with 10 to 19 employees	5	b	D	D
	Establishments with 20 to 49 employees	3	67	1 089	4 582
	Establishments with 50 to 99 employees	1	b	D	D
	Establishments with 100 to 249 employees	—	—	—	—
	Establishments with 250 to 499 employees	—	—	—	—
	Establishments with 500 to 999 employees	—	—	—	—
	Establishments with 1,000 employees or more	—	—	—	—
561499	All other business support services				
	All establishments	80	1 642	14 931	65 364
	Establishments with 1 to 4 employees	45	60	647	2 650
	Establishments with 5 to 9 employees	11	70	856	3 538
	Establishments with 10 to 19 employees	9	121	1 218	7 650
	Establishments with 20 to 49 employees	7	197	1 574	6 462
	Establishments with 50 to 99 employees	3	c	D	D
	Establishments with 100 to 249 employees	3	409	4 841	23 090
	Establishments with 250 to 499 employees	2	f	D	D

See footnotes at end of table.

Table 2. Establishments, Employees, and Payroll by Industry and Employment Size of Establishments for the State: 2004—Con.

[Excludes most government employees, railroad employees, and self-employed persons. Size class 1 to 4 employees includes establishments having payroll, but no employees, during mid-March pay period. For meaning of abbreviations and symbols, see introductory text. For explanation of terms, see Appendix A. For statement on reliability, see the note at the end of the table and Appendix C]

NAICS code	Geography, kind of business, and employment size class	Establishments (number)	Paid employees for pay period including March 12 (number)	First-quarter payroll (\$1,000)	Annual payroll (\$1,000)
56	NEW JERSEY—Con.				
	Administrative and support and waste management and remediation services—Con.				
561	Administrative and support services—Con.				
5614	Business support services—Con.				
56149	Other business support services—Con.				
561499	All other business support services—Con.				
	All establishments—Con.				
	Establishments with 500 to 999 employees	—	—	—	—
	Establishments with 1,000 employees or more	—	—	—	—
5615	Travel arrangement and reservation services				
	All establishments	1 085	7 299	64 857	272 412
	Establishments with 1 to 4 employees	735	1 382	9 096	40 532
	Establishments with 5 to 9 employees	210	g	D	D
	Establishments with 10 to 19 employees	80	1 064	11 249	47 559
	Establishments with 20 to 49 employees	42	1 251	13 062	48 067
	Establishments with 50 to 99 employees	9	726	6 293	28 349
	Establishments with 100 to 249 employees	8	g	D	D
	Establishments with 250 to 499 employees	1	e	D	D
	Establishments with 500 to 999 employees	—	—	—	—
	Establishments with 1,000 employees or more	—	—	—	—
56151	Travel agencies				
	All establishments	847	4 532	37 847	157 824
	Establishments with 1 to 4 employees	612	1 154	6 805	29 834
	Establishments with 5 to 9 employees	159	1 036	7 429	31 708
	Establishments with 10 to 19 employees	44	581	5 640	23 847
	Establishments with 20 to 49 employees	25	733	7 080	28 631
	Establishments with 50 to 99 employees	3	e	D	D
	Establishments with 100 to 249 employees	3	e	D	D
	Establishments with 250 to 499 employees	1	e	D	D
	Establishments with 500 to 999 employees	—	—	—	—
	Establishments with 1,000 employees or more	—	—	—	—
561510	Travel agencies				
	All establishments	847	4 532	37 847	157 824
	Establishments with 1 to 4 employees	612	1 154	6 805	29 834
	Establishments with 5 to 9 employees	159	1 036	7 429	31 708
	Establishments with 10 to 19 employees	44	581	5 640	23 847
	Establishments with 20 to 49 employees	25	733	7 080	28 631
	Establishments with 50 to 99 employees	3	e	D	D
	Establishments with 100 to 249 employees	3	e	D	D
	Establishments with 250 to 499 employees	1	e	D	D
	Establishments with 500 to 999 employees	—	—	—	—
	Establishments with 1,000 employees or more	—	—	—	—
56152	Tour operators				
	All establishments	90	663	5 393	28 199
	Establishments with 1 to 4 employees	54	105	1 038	5 458
	Establishments with 5 to 9 employees	15	c	D	D
	Establishments with 10 to 19 employees	12	158	1 040	4 423
	Establishments with 20 to 49 employees	8	222	1 767	7 320
	Establishments with 50 to 99 employees	1	b	D	D
	Establishments with 100 to 249 employees	—	—	—	—
	Establishments with 250 to 499 employees	—	—	—	—
	Establishments with 500 to 999 employees	—	—	—	—
	Establishments with 1,000 employees or more	—	—	—	—
561520	Tour operators				
	All establishments	90	663	5 393	28 199
	Establishments with 1 to 4 employees	54	105	1 038	5 458
	Establishments with 5 to 9 employees	15	c	D	D
	Establishments with 10 to 19 employees	12	158	1 040	4 423
	Establishments with 20 to 49 employees	8	222	1 767	7 320
	Establishments with 50 to 99 employees	1	b	D	D
	Establishments with 100 to 249 employees	—	—	—	—
	Establishments with 250 to 499 employees	—	—	—	—
	Establishments with 500 to 999 employees	—	—	—	—
	Establishments with 1,000 employees or more	—	—	—	—
56159	Other travel arrangement and reservation services				
	All establishments	148	2 104	21 617	86 389
	Establishments with 1 to 4 employees	69	123	1 253	5 240
	Establishments with 5 to 9 employees	36	246	2 575	11 083
	Establishments with 10 to 19 employees	24	325	4 569	19 289
	Establishments with 20 to 49 employees	9	296	4 215	12 116
	Establishments with 50 to 99 employees	5	381	3 235	14 148
	Establishments with 100 to 249 employees	5	733	5 770	24 513
	Establishments with 250 to 499 employees	—	—	—	—
	Establishments with 500 to 999 employees	—	—	—	—
	Establishments with 1,000 employees or more	—	—	—	—

See footnotes at end of table.

Table 2. Establishments, Employees, and Payroll by Industry and Employment Size of Establishments for the State: 2004—Con.

[Excludes most government employees, railroad employees, and self-employed persons. Size class 1 to 4 employees includes establishments having payroll, but no employees, during mid-March pay period. For meaning of abbreviations and symbols, see introductory text. For explanation of terms, see Appendix A. For statement on reliability, see the note at the end of the table and Appendix C]

NAICS code	Geography, kind of business, and employment size class	Establishments (number)	Paid employees for pay period including March 12 (number)	First-quarter payroll (\$1,000)	Annual payroll (\$1,000)
	NEW JERSEY—Con.				
56	Administrative and support and waste management and remediation services—Con.				
561	Administrative and support services—Con.				
5615	Travel arrangement and reservation services—Con.				
56159	Other travel arrangement and reservation services—Con.				
561591	Convention and visitors bureaus				
	All establishments	9	17	187	1 035
	Establishments with 1 to 4 employees	9	17	187	1 035
	Establishments with 5 to 9 employees	—	—	—	—
	Establishments with 10 to 19 employees	—	—	—	—
	Establishments with 20 to 49 employees	—	—	—	—
	Establishments with 50 to 99 employees	—	—	—	—
	Establishments with 100 to 249 employees	—	—	—	—
	Establishments with 250 to 499 employees	—	—	—	—
	Establishments with 500 to 999 employees	—	—	—	—
	Establishments with 1,000 employees or more	—	—	—	—
561599	All other travel arrangement and reservation services				
	All establishments	139	2 087	21 430	85 354
	Establishments with 1 to 4 employees	60	106	1 066	4 205
	Establishments with 5 to 9 employees	36	246	2 575	11 083
	Establishments with 10 to 19 employees	24	325	4 569	19 289
	Establishments with 20 to 49 employees	9	296	4 215	12 116
	Establishments with 50 to 99 employees	5	381	3 235	14 148
	Establishments with 100 to 249 employees	5	733	5 770	24 513
	Establishments with 250 to 499 employees	—	—	—	—
	Establishments with 500 to 999 employees	—	—	—	—
	Establishments with 1,000 employees or more	—	—	—	—
5616	Investigation and security services				
	All establishments	725	28 567	157 308	662 006
	Establishments with 1 to 4 employees	357	678	4 727	22 474
	Establishments with 5 to 9 employees	109	f	D	D
	Establishments with 10 to 19 employees	88	1 199	9 796	42 719
	Establishments with 20 to 49 employees	62	1 903	15 816	67 357
	Establishments with 50 to 99 employees	41	3 001	15 992	70 616
	Establishments with 100 to 249 employees	45	7 005	39 707	168 035
	Establishments with 250 to 499 employees	14	4 426	21 022	88 320
	Establishments with 500 to 999 employees	7	5 342	23 522	101 188
	Establishments with 1,000 employees or more	2	h	D	D
56161	Investigation, guard, and armored car services				
	All establishments	376	24 383	116 633	481 552
	Establishments with 1 to 4 employees	151	271	1 679	8 144
	Establishments with 5 to 9 employees	50	e	D	D
	Establishments with 10 to 19 employees	46	620	3 710	15 960
	Establishments with 20 to 49 employees	37	1 140	7 176	30 758
	Establishments with 50 to 99 employees	31	2 194	9 144	39 210
	Establishments with 100 to 249 employees	39	i	D	D
	Establishments with 250 to 499 employees	13	h	D	D
	Establishments with 500 to 999 employees	7	5 342	23 522	101 188
	Establishments with 1,000 employees or more	2	h	D	D
561611	Investigation services				
	All establishments	152	931	6 058	27 849
	Establishments with 1 to 4 employees	100	185	1 261	5 845
	Establishments with 5 to 9 employees	21	136	7 733	3 355
	Establishments with 10 to 19 employees	19	246	1 376	6 348
	Establishments with 20 to 49 employees	12	364	2 688	12 301
	Establishments with 50 to 99 employees	—	—	—	—
	Establishments with 100 to 249 employees	—	—	—	—
	Establishments with 250 to 499 employees	—	—	—	—
	Establishments with 500 to 999 employees	—	—	—	—
	Establishments with 1,000 employees or more	—	—	—	—
561612	Security guards and patrol services				
	All establishments	206	22 256	101 514	418 170
	Establishments with 1 to 4 employees	50	b	D	D
	Establishments with 5 to 9 employees	29	c	D	D
	Establishments with 10 to 19 employees	24	e	D	D
	Establishments with 20 to 49 employees	20	626	2 794	12 266
	Establishments with 50 to 99 employees	27	1 935	7 329	31 496
	Establishments with 100 to 249 employees	34	5 260	24 682	101 826
	Establishments with 250 to 499 employees	13	h	D	D
	Establishments with 500 to 999 employees	7	5 342	23 522	101 188
	Establishments with 1,000 employees or more	2	h	D	D
561613	Armored car services				
	All establishments	18	1 196	9 061	35 533
	Establishments with 1 to 4 employees	1	a	D	D
	Establishments with 5 to 9 employees	—	—	—	—
	Establishments with 10 to 19 employees	3	b	D	D
	Establishments with 20 to 49 employees	5	150	1 694	6 191
	Establishments with 50 to 99 employees	4	259	1 815	7 714
	Establishments with 100 to 249 employees	5	f	D	D
	Establishments with 250 to 499 employees	—	—	—	—

See footnotes at end of table.

Table 2. Establishments, Employees, and Payroll by Industry and Employment Size of Establishments for the State: 2004—Con.

[Excludes most government employees, railroad employees, and self-employed persons. Size class 1 to 4 employees includes establishments having payroll, but no employees, during mid-March pay period. For meaning of abbreviations and symbols, see introductory text. For explanation of terms, see Appendix A. For statement on reliability, see the note at the end of the table and Appendix C]

NAICS code	Geography, kind of business, and employment size class	Establishments (number)	Paid employees for pay period including March 12 (number)	First-quarter payroll (\$1,000)	Annual payroll (\$1,000)
	NEW JERSEY—Con.				
56	Administrative and support and waste management and remediation services—Con.				
561	Administrative and support services—Con.				
5616	Investigation and security services—Con.				
56161	Investigation, guard, and armored car services—Con.				
561613	Armored car services—Con.				
	All establishments—Con.				
	Establishments with 500 to 999 employees	—	—	—	—
	Establishments with 1,000 employees or more	—	—	—	—
56162	Security systems services				
	All establishments	349	4 184	40 675	180 454
	Establishments with 1 to 4 employees	206	407	3 048	14 330
	Establishments with 5 to 9 employees	59	366	3 118	12 784
	Establishments with 10 to 19 employees	42	579	6 086	26 759
	Establishments with 20 to 49 employees	25	763	8 640	36 599
	Establishments with 50 to 99 employees	10	807	6 848	31 406
	Establishments with 100 to 249 employees	6	f	D	D
	Establishments with 250 to 499 employees	1	e	D	D
	Establishments with 500 to 999 employees	—	—	—	—
	Establishments with 1,000 employees or more	—	—	—	—
561621	Security systems services (except locksmiths)				
	All establishments	233	3 568	35 538	158 109
	Establishments with 1 to 4 employees	131	c	D	D
	Establishments with 5 to 9 employees	33	199	1 710	6 879
	Establishments with 10 to 19 employees	29	405	4 549	20 106
	Establishments with 20 to 49 employees	24	f	D	D
	Establishments with 50 to 99 employees	9	f	D	D
	Establishments with 100 to 249 employees	6	f	D	D
	Establishments with 250 to 499 employees	1	e	D	D
	Establishments with 500 to 999 employees	—	—	—	—
	Establishments with 1,000 employees or more	—	—	—	—
561622	Locksmiths				
	All establishments	116	616	5 137	22 345
	Establishments with 1 to 4 employees	75	c	D	D
	Establishments with 5 to 9 employees	26	167	1 408	5 905
	Establishments with 10 to 19 employees	13	174	1 537	6 653
	Establishments with 20 to 49 employees	1	b	D	D
	Establishments with 50 to 99 employees	1	b	D	D
	Establishments with 100 to 249 employees	—	—	—	—
	Establishments with 250 to 499 employees	—	—	—	—
	Establishments with 500 to 999 employees	—	—	—	—
	Establishments with 1,000 employees or more	—	—	—	—
5617	Services to buildings and dwellings				
	All establishments	6 689	64 860	276 242	1 491 693
	Establishments with 1 to 4 employees	4 830	5 848	26 031	262 927
	Establishments with 5 to 9 employees	855	5 594	25 122	150 804
	Establishments with 10 to 19 employees	512	6 845	33 124	183 347
	Establishments with 20 to 49 employees	320	9 373	47 032	248 052
	Establishments with 50 to 99 employees	86	6 014	27 744	139 689
	Establishments with 100 to 249 employees	52	8 175	32 892	145 897
	Establishments with 250 to 499 employees	18	5 800	17 376	72 524
	Establishments with 500 to 999 employees	10	5 805	20 944	92 690
	Establishments with 1,000 employees or more	6	11 406	45 977	195 763
56171	Exterminating and pest control services				
	All establishments	373	2 779	18 633	93 561
	Establishments with 1 to 4 employees	227	e	D	D
	Establishments with 5 to 9 employees	66	431	2 992	14 597
	Establishments with 10 to 19 employees	36	498	3 745	19 045
	Establishments with 20 to 49 employees	42	1 147	9 129	44 721
	Establishments with 50 to 99 employees	1	b	D	D
	Establishments with 100 to 249 employees	—	—	—	—
	Establishments with 250 to 499 employees	1	e	D	D
	Establishments with 500 to 999 employees	—	—	—	—
	Establishments with 1,000 employees or more	—	—	—	—
561710	Exterminating and pest control services				
	All establishments	373	2 779	18 633	93 561
	Establishments with 1 to 4 employees	227	e	D	D
	Establishments with 5 to 9 employees	66	431	2 992	14 597
	Establishments with 10 to 19 employees	36	498	3 745	19 045
	Establishments with 20 to 49 employees	42	1 147	9 129	44 721
	Establishments with 50 to 99 employees	1	b	D	D
	Establishments with 100 to 249 employees	—	—	—	—
	Establishments with 250 to 499 employees	1	e	D	D
	Establishments with 500 to 999 employees	—	—	—	—
	Establishments with 1,000 employees or more	—	—	—	—

See footnotes at end of table.

Table 2. Establishments, Employees, and Payroll by Industry and Employment Size of Establishments for the State: 2004—Con.

[Excludes most government employees, railroad employees, and self-employed persons. Size class 1 to 4 employees includes establishments having payroll, but no employees, during mid-March pay period. For meaning of abbreviations and symbols, see introductory text. For explanation of terms, see Appendix A. For statement on reliability, see the note at the end of the table and Appendix C]

NAICS code	Geography, kind of business, and employment size class	Establishments (number)	Paid employees for pay period including March 12 (number)	First-quarter payroll (\$1,000)	Annual payroll (\$1,000)
	NEW JERSEY—Con.				
56	Administrative and support and waste management and remediation services—Con.				
561	Administrative and support services—Con.				
5617	Services to buildings and dwellings—Con.				
56172	Janitorial services				
	All establishments	1 770	43 088	165 050	711 676
	Establishments with 1 to 4 employees	1 014	1 689	6 645	41 013
	Establishments with 5 to 9 employees	259	1 689	6 391	26 989
	Establishments with 10 to 19 employees	215	2 882	11 799	48 531
	Establishments with 20 to 49 employees	157	4 818	20 131	85 648
	Establishments with 50 to 99 employees	54	3 893	14 661	69 318
	Establishments with 100 to 249 employees	41	i	D	D
	Establishments with 250 to 499 employees	15	h	D	D
	Establishments with 500 to 999 employees	9	i	D	D
	Establishments with 1,000 employees or more	6	11 406	45 977	195 763
561720	Janitorial services				
	All establishments	1 770	43 088	165 050	711 676
	Establishments with 1 to 4 employees	1 014	1 689	6 645	41 013
	Establishments with 5 to 9 employees	259	1 689	6 391	26 989
	Establishments with 10 to 19 employees	215	2 882	11 799	48 531
	Establishments with 20 to 49 employees	157	4 818	20 131	85 648
	Establishments with 50 to 99 employees	54	3 893	14 661	69 318
	Establishments with 100 to 249 employees	41	i	D	D
	Establishments with 250 to 499 employees	15	h	D	D
	Establishments with 500 to 999 employees	9	i	D	D
	Establishments with 1,000 employees or more	6	11 406	45 977	195 763
56173	Landscaping services				
	All establishments	3 919	16 247	76 167	595 188
	Establishments with 1 to 4 employees	3 116	3 082	13 379	180 459
	Establishments with 5 to 9 employees	448	2 930	12 522	93 047
	Establishments with 10 to 19 employees	212	2 800	13 814	94 897
	Establishments with 20 to 49 employees	102	2 881	13 900	99 380
	Establishments with 50 to 99 employees	28	1 873	11 029	61 767
	Establishments with 100 to 249 employees	10	g	D	D
	Establishments with 250 to 499 employees	2	f	D	D
	Establishments with 500 to 999 employees	1	f	D	D
	Establishments with 1,000 employees or more	—	—	—	—
561730	Landscaping services				
	All establishments	3 919	16 247	76 167	595 188
	Establishments with 1 to 4 employees	3 116	3 082	13 379	180 459
	Establishments with 5 to 9 employees	448	2 930	12 522	93 047
	Establishments with 10 to 19 employees	212	2 800	13 814	94 897
	Establishments with 20 to 49 employees	102	2 881	13 900	99 380
	Establishments with 50 to 99 employees	28	1 873	11 029	61 767
	Establishments with 100 to 249 employees	10	g	D	D
	Establishments with 250 to 499 employees	2	f	D	D
	Establishments with 500 to 999 employees	1	f	D	D
	Establishments with 1,000 employees or more	—	—	—	—
56174	Carpet and upholstery cleaning services				
	All establishments	264	987	5 182	25 018
	Establishments with 1 to 4 employees	209	e	D	D
	Establishments with 5 to 9 employees	32	212	909	4 557
	Establishments with 10 to 19 employees	15	195	942	5 043
	Establishments with 20 to 49 employees	7	183	1 361	5 628
	Establishments with 50 to 99 employees	1	b	D	D
	Establishments with 100 to 249 employees	—	—	—	—
	Establishments with 250 to 499 employees	—	—	—	—
	Establishments with 500 to 999 employees	—	—	—	—
	Establishments with 1,000 employees or more	—	—	—	—
561740	Carpet and upholstery cleaning services				
	All establishments	264	987	5 182	25 018
	Establishments with 1 to 4 employees	209	e	D	D
	Establishments with 5 to 9 employees	32	212	909	4 557
	Establishments with 10 to 19 employees	15	195	942	5 043
	Establishments with 20 to 49 employees	7	183	1 361	5 628
	Establishments with 50 to 99 employees	1	b	D	D
	Establishments with 100 to 249 employees	—	—	—	—
	Establishments with 250 to 499 employees	—	—	—	—
	Establishments with 500 to 999 employees	—	—	—	—
	Establishments with 1,000 employees or more	—	—	—	—
56179	Other services to buildings and dwellings				
	All establishments	363	1 759	11 210	66 250
	Establishments with 1 to 4 employees	264	e	D	D
	Establishments with 5 to 9 employees	50	332	2 308	11 614
	Establishments with 10 to 19 employees	34	470	2 824	15 831
	Establishments with 20 to 49 employees	12	344	2 511	12 675
	Establishments with 50 to 99 employees	2	c	D	D
	Establishments with 100 to 249 employees	1	c	D	D
	Establishments with 250 to 499 employees	—	—	—	—
	Establishments with 500 to 999 employees	—	—	—	—
	Establishments with 1,000 employees or more	—	—	—	—

See footnotes at end of table.

Table 2. Establishments, Employees, and Payroll by Industry and Employment Size of Establishments for the State: 2004—Con.

[Excludes most government employees, railroad employees, and self-employed persons. Size class 1 to 4 employees includes establishments having payroll, but no employees, during mid-March pay period. For meaning of abbreviations and symbols, see introductory text. For explanation of terms, see Appendix A. For statement on reliability, see the note at the end of the table and Appendix C]

NAICS code	Geography, kind of business, and employment size class	Establishments (number)	Paid employees for pay period including March 12 (number)	First-quarter payroll (\$1,000)	Annual payroll (\$1,000)
NEW JERSEY—Con.					
56	Administrative and support and waste management and remediation services—Con.				
561	Administrative and support services—Con.				
5617	Services to buildings and dwellings—Con.				
56179	Other services to buildings and dwellings—Con.				
561790	Other services to buildings and dwellings				
	All establishments	363	1 759	11 210	66 250
	Establishments with 1 to 4 employees	264	e	D	D
	Establishments with 5 to 9 employees	50	332	2 308	11 614
	Establishments with 10 to 19 employees	34	470	2 824	15 831
	Establishments with 20 to 49 employees	12	344	2 511	12 675
	Establishments with 50 to 99 employees	2	c	D	D
	Establishments with 100 to 249 employees	1	c	D	D
	Establishments with 250 to 499 employees	—	—	—	—
	Establishments with 500 to 999 employees	—	—	—	—
	Establishments with 1,000 employees or more	—	—	—	—
5619	Other support services				
	All establishments	694	19 727	146 529	597 607
	Establishments with 1 to 4 employees	371	597	5 442	28 867
	Establishments with 5 to 9 employees	114	766	7 202	32 745
	Establishments with 10 to 19 employees	68	940	9 500	41 929
	Establishments with 20 to 49 employees	66	1 995	18 077	73 643
	Establishments with 50 to 99 employees	36	2 574	15 174	65 600
	Establishments with 100 to 249 employees	27	4 139	20 545	91 047
	Establishments with 250 to 499 employees	7	2 354	13 966	54 799
	Establishments with 500 to 999 employees	3	g	D	D
	Establishments with 1,000 employees or more	2	h	D	D
56191	Packaging and labeling services				
	All establishments	147	6 383	33 476	146 591
	Establishments with 1 to 4 employees	54	86	690	3 952
	Establishments with 5 to 9 employees	11	b	D	D
	Establishments with 10 to 19 employees	21	309	2 663	11 304
	Establishments with 20 to 49 employees	24	830	5 404	23 853
	Establishments with 50 to 99 employees	20	1 461	7 771	34 158
	Establishments with 100 to 249 employees	14	2 374	10 631	50 470
	Establishments with 250 to 499 employees	2	f	D	D
	Establishments with 500 to 999 employees	1	f	D	D
	Establishments with 1,000 employees or more	—	—	—	—
561910	Packaging and labeling services				
	All establishments	147	6 383	33 476	146 591
	Establishments with 1 to 4 employees	54	86	690	3 952
	Establishments with 5 to 9 employees	11	b	D	D
	Establishments with 10 to 19 employees	21	309	2 663	11 304
	Establishments with 20 to 49 employees	24	830	5 404	23 853
	Establishments with 50 to 99 employees	20	1 461	7 771	34 158
	Establishments with 100 to 249 employees	14	2 374	10 631	50 470
	Establishments with 250 to 499 employees	2	f	D	D
	Establishments with 500 to 999 employees	1	f	D	D
	Establishments with 1,000 employees or more	—	—	—	—
56192	Convention and trade show organizers				
	All establishments	147	2 667	19 123	84 154
	Establishments with 1 to 4 employees	88	143	1 562	7 233
	Establishments with 5 to 9 employees	25	c	D	D
	Establishments with 10 to 19 employees	16	197	2 413	10 754
	Establishments with 20 to 49 employees	12	333	4 239	17 022
	Establishments with 50 to 99 employees	2	c	D	D
	Establishments with 100 to 249 employees	—	—	—	—
	Establishments with 250 to 499 employees	3	1 050	6 503	28 663
	Establishments with 500 to 999 employees	1	f	D	D
	Establishments with 1,000 employees or more	—	—	—	—
561920	Convention and trade show organizers				
	All establishments	147	2 667	19 123	84 154
	Establishments with 1 to 4 employees	88	143	1 562	7 233
	Establishments with 5 to 9 employees	25	c	D	D
	Establishments with 10 to 19 employees	16	197	2 413	10 754
	Establishments with 20 to 49 employees	12	333	4 239	17 022
	Establishments with 50 to 99 employees	2	c	D	D
	Establishments with 100 to 249 employees	—	—	—	—
	Establishments with 250 to 499 employees	3	1 050	6 503	28 663
	Establishments with 500 to 999 employees	1	f	D	D
	Establishments with 1,000 employees or more	—	—	—	—
56199	All other support services				
	All establishments	400	10 677	93 930	366 862
	Establishments with 1 to 4 employees	229	368	3 190	17 682
	Establishments with 5 to 9 employees	78	522	4 965	22 886
	Establishments with 10 to 19 employees	31	434	4 424	19 871
	Establishments with 20 to 49 employees	30	832	8 434	32 768
	Establishments with 50 to 99 employees	14	f	D	D
	Establishments with 100 to 249 employees	13	1 765	9 914	40 577
	Establishments with 250 to 499 employees	2	f	D	D

See footnotes at end of table.

Table 2. Establishments, Employees, and Payroll by Industry and Employment Size of Establishments for the State: 2004—Con.

[Excludes most government employees, railroad employees, and self-employed persons. Size class 1 to 4 employees includes establishments having payroll, but no employees, during mid-March pay period. For meaning of abbreviations and symbols, see introductory text. For explanation of terms, see Appendix A. For statement on reliability, see the note at the end of the table and Appendix C]

NAICS code	Geography, kind of business, and employment size class	Establishments (number)	Paid employees for pay period including March 12 (number)	First-quarter payroll (\$1,000)	Annual payroll (\$1,000)
	NEW JERSEY—Con.				
56	Administrative and support and waste management and remediation services—Con.				
561	Administrative and support services—Con.				
5619	Other support services—Con.				
56199	All other support services—Con.				
	All establishments—Con.				
	Establishments with 500 to 999 employees	1	f	D	D
	Establishments with 1,000 employees or more	2	h	D	D
561990	All other support services				
	All establishments	400	10 677	93 930	366 862
	Establishments with 1 to 4 employees	229	368	3 190	17 682
	Establishments with 5 to 9 employees	78	522	4 965	22 886
	Establishments with 10 to 19 employees	31	434	4 424	19 871
	Establishments with 20 to 49 employees	30	832	8 434	32 768
	Establishments with 50 to 99 employees	14	f	D	D
	Establishments with 100 to 249 employees	13	1 765	9 914	40 577
	Establishments with 250 to 499 employees	2	f	D	D
	Establishments with 500 to 999 employees	1	f	D	D
	Establishments with 1,000 employees or more	2	h	D	D
562	Waste management and remediation services				
	All establishments	640	12 009	129 289	560 785
	Establishments with 1 to 4 employees	263	480	4 122	23 906
	Establishments with 5 to 9 employees	123	f	D	D
	Establishments with 10 to 19 employees	103	1 473	16 134	70 235
	Establishments with 20 to 49 employees	94	2 916	30 521	133 976
	Establishments with 50 to 99 employees	31	2 255	26 524	106 798
	Establishments with 100 to 249 employees	24	3 326	39 878	167 121
	Establishments with 250 to 499 employees	2	f	D	D
	Establishments with 500 to 999 employees	—	—	—	—
	Establishments with 1,000 employees or more	—	—	—	—
5621	Waste collection				
	All establishments	312	6 423	72 539	307 057
	Establishments with 1 to 4 employees	130	233	1 892	10 350
	Establishments with 5 to 9 employees	58	e	D	D
	Establishments with 10 to 19 employees	48	706	7 527	32 581
	Establishments with 20 to 49 employees	45	1 342	13 702	57 809
	Establishments with 50 to 99 employees	10	686	7 503	31 609
	Establishments with 100 to 249 employees	20	2 801	35 511	146 502
	Establishments with 250 to 499 employees	1	e	D	D
	Establishments with 500 to 999 employees	—	—	—	—
	Establishments with 1,000 employees or more	—	—	—	—
56211	Waste collection				
	All establishments	312	6 423	72 539	307 057
	Establishments with 1 to 4 employees	130	233	1 892	10 350
	Establishments with 5 to 9 employees	58	e	D	D
	Establishments with 10 to 19 employees	48	706	7 527	32 581
	Establishments with 20 to 49 employees	45	1 342	13 702	57 809
	Establishments with 50 to 99 employees	10	686	7 503	31 609
	Establishments with 100 to 249 employees	20	2 801	35 511	146 502
	Establishments with 250 to 499 employees	1	e	D	D
	Establishments with 500 to 999 employees	—	—	—	—
	Establishments with 1,000 employees or more	—	—	—	—
562111	Solid waste collection				
	All establishments	257	5 515	62 008	261 049
	Establishments with 1 to 4 employees	104	c	D	D
	Establishments with 5 to 9 employees	49	e	D	D
	Establishments with 10 to 19 employees	41	609	6 323	27 153
	Establishments with 20 to 49 employees	36	1 065	10 469	44 856
	Establishments with 50 to 99 employees	8	f	D	D
	Establishments with 100 to 249 employees	18	h	D	D
	Establishments with 250 to 499 employees	1	e	D	D
	Establishments with 500 to 999 employees	—	—	—	—
	Establishments with 1,000 employees or more	—	—	—	—
562112	Hazardous waste collection				
	All establishments	21	673	8 386	34 589
	Establishments with 1 to 4 employees	7	a	D	D
	Establishments with 5 to 9 employees	1	a	D	D
	Establishments with 10 to 19 employees	3	44	571	2 412
	Establishments with 20 to 49 employees	6	196	2 451	9 357
	Establishments with 50 to 99 employees	2	c	D	D
	Establishments with 100 to 249 employees	2	e	D	D
	Establishments with 250 to 499 employees	—	—	—	—
	Establishments with 500 to 999 employees	—	—	—	—
	Establishments with 1,000 employees or more	—	—	—	—

See footnotes at end of table.

Table 2. Establishments, Employees, and Payroll by Industry and Employment Size of Establishments for the State: 2004—Con.

[Excludes most government employees, railroad employees, and self-employed persons. Size class 1 to 4 employees includes establishments having payroll, but no employees, during mid-March pay period. For meaning of abbreviations and symbols, see introductory text. For explanation of terms, see Appendix A. For statement on reliability, see the note at the end of the table and Appendix C]

NAICS code	Geography, kind of business, and employment size class	Establishments (number)	Paid employees for pay period including March 12 (number)	First-quarter payroll (\$1,000)	Annual payroll (\$1,000)
56	NEW JERSEY—Con.				
	Administrative and support and waste management and remediation services—Con.				
562	Waste management and remediation services—Con.				
5621	Waste collection—Con.				
56211	Waste collection—Con.				
562119	Other waste collection				
	All establishments	34	235	2 145	11 419
	Establishments with 1 to 4 employees	19	b	D	D
	Establishments with 5 to 9 employees	8	b	D	D
	Establishments with 10 to 19 employees	4	53	633	3 016
	Establishments with 20 to 49 employees	3	81	782	3 596
	Establishments with 50 to 99 employees	—	—	—	—
	Establishments with 100 to 249 employees	—	—	—	—
	Establishments with 250 to 499 employees	—	—	—	—
	Establishments with 500 to 999 employees	—	—	—	—
	Establishments with 1,000 employees or more	—	—	—	—
5622	Waste treatment and disposal				
	All establishments	68	1 130	14 896	58 718
	Establishments with 1 to 4 employees	26	b	D	D
	Establishments with 5 to 9 employees	17	c	D	D
	Establishments with 10 to 19 employees	10	c	D	D
	Establishments with 20 to 49 employees	9	311	3 993	18 016
	Establishments with 50 to 99 employees	5	375	5 673	19 454
	Establishments with 100 to 249 employees	1	c	D	D
	Establishments with 250 to 499 employees	—	—	—	—
	Establishments with 500 to 999 employees	—	—	—	—
	Establishments with 1,000 employees or more	—	—	—	—
56221	Waste treatment and disposal				
	All establishments	68	1 130	14 896	58 718
	Establishments with 1 to 4 employees	26	b	D	D
	Establishments with 5 to 9 employees	17	c	D	D
	Establishments with 10 to 19 employees	10	c	D	D
	Establishments with 20 to 49 employees	9	311	3 993	18 016
	Establishments with 50 to 99 employees	5	375	5 673	19 454
	Establishments with 100 to 249 employees	1	c	D	D
	Establishments with 250 to 499 employees	—	—	—	—
	Establishments with 500 to 999 employees	—	—	—	—
	Establishments with 1,000 employees or more	—	—	—	—
562211	Hazardous waste treatment and disposal				
	All establishments	19	187	2 539	9 314
	Establishments with 1 to 4 employees	10	a	D	D
	Establishments with 5 to 9 employees	6	b	D	D
	Establishments with 10 to 19 employees	1	a	D	D
	Establishments with 20 to 49 employees	1	a	D	D
	Establishments with 50 to 99 employees	1	b	D	D
	Establishments with 100 to 249 employees	—	—	—	—
	Establishments with 250 to 499 employees	—	—	—	—
	Establishments with 500 to 999 employees	—	—	—	—
	Establishments with 1,000 employees or more	—	—	—	—
562212	Solid waste landfill				
	All establishments	35	644	7 282	30 998
	Establishments with 1 to 4 employees	10	a	D	D
	Establishments with 5 to 9 employees	9	b	D	D
	Establishments with 10 to 19 employees	8	c	D	D
	Establishments with 20 to 49 employees	6	205	2 784	12 913
	Establishments with 50 to 99 employees	1	b	D	D
	Establishments with 100 to 249 employees	1	c	D	D
	Establishments with 250 to 499 employees	—	—	—	—
	Establishments with 500 to 999 employees	—	—	—	—
	Establishments with 1,000 employees or more	—	—	—	—
562213	Solid waste combustors and incinerators				
	All establishments	7	200	4 334	14 418
	Establishments with 1 to 4 employees	2	a	D	D
	Establishments with 5 to 9 employees	1	a	D	D
	Establishments with 10 to 19 employees	1	a	D	D
	Establishments with 20 to 49 employees	1	b	D	D
	Establishments with 50 to 99 employees	2	c	D	D
	Establishments with 100 to 249 employees	—	—	—	—
	Establishments with 250 to 499 employees	—	—	—	—
	Establishments with 500 to 999 employees	—	—	—	—
	Establishments with 1,000 employees or more	—	—	—	—
562219	Other nonhazardous waste treatment and disposal				
	All establishments	7	99	741	3 988
	Establishments with 1 to 4 employees	4	a	D	D
	Establishments with 5 to 9 employees	1	a	D	D
	Establishments with 10 to 19 employees	—	—	—	—
	Establishments with 20 to 49 employees	1	b	D	D
	Establishments with 50 to 99 employees	1	b	D	D
	Establishments with 100 to 249 employees	—	—	—	—
	Establishments with 250 to 499 employees	—	—	—	—

See footnotes at end of table.

Table 2. Establishments, Employees, and Payroll by Industry and Employment Size of Establishments for the State: 2004—Con.

[Excludes most government employees, railroad employees, and self-employed persons. Size class 1 to 4 employees includes establishments having payroll, but no employees, during mid-March pay period. For meaning of abbreviations and symbols, see introductory text. For explanation of terms, see Appendix A. For statement on reliability, see the note at the end of the table and Appendix C]

NAICS code	Geography, kind of business, and employment size class	Establishments (number)	Paid employees for pay period including March 12 (number)	First-quarter payroll (\$1,000)	Annual payroll (\$1,000)
	NEW JERSEY—Con.				
56	Administrative and support and waste management and remediation services—Con.				
562	Waste management and remediation services—Con.				
5622	Waste treatment and disposal—Con.				
56221	Waste treatment and disposal—Con.				
562219	Other nonhazardous waste treatment and disposal—Con.				
	All establishments—Con.				
	Establishments with 500 to 999 employees	—	—	—	—
	Establishments with 1,000 employees or more	—	—	—	—
5629	Remediation and other waste management services				
	All establishments	260	4 456	41 854	195 010
	Establishments with 1 to 4 employees	107	c	D	D
	Establishments with 5 to 9 employees	48	e	D	D
	Establishments with 10 to 19 employees	45	f	D	D
	Establishments with 20 to 49 employees	40	1 263	12 826	58 151
	Establishments with 50 to 99 employees	16	1 194	13 348	55 735
	Establishments with 100 to 249 employees	3	e	D	D
	Establishments with 250 to 499 employees	1	e	D	D
	Establishments with 500 to 999 employees	—	—	—	—
	Establishments with 1,000 employees or more	—	—	—	—
56291	Remediation services				
	All establishments	142	2 635	24 603	115 499
	Establishments with 1 to 4 employees	58	101	1 188	7 944
	Establishments with 5 to 9 employees	24	168	1 771	9 071
	Establishments with 10 to 19 employees	26	355	3 709	17 711
	Establishments with 20 to 49 employees	23	742	7 962	36 323
	Establishments with 50 to 99 employees	8	565	6 894	27 362
	Establishments with 100 to 249 employees	2	c	D	D
	Establishments with 250 to 499 employees	1	e	D	D
	Establishments with 500 to 999 employees	—	—	—	—
	Establishments with 1,000 employees or more	—	—	—	—
562910	Remediation services				
	All establishments	142	2 635	24 603	115 499
	Establishments with 1 to 4 employees	58	101	1 188	7 944
	Establishments with 5 to 9 employees	24	168	1 771	9 071
	Establishments with 10 to 19 employees	26	355	3 709	17 711
	Establishments with 20 to 49 employees	23	742	7 962	36 323
	Establishments with 50 to 99 employees	8	565	6 894	27 362
	Establishments with 100 to 249 employees	2	c	D	D
	Establishments with 250 to 499 employees	1	e	D	D
	Establishments with 500 to 999 employees	—	—	—	—
	Establishments with 1,000 employees or more	—	—	—	—
56292	Materials recovery facilities				
	All establishments	23	595	5 634	24 476
	Establishments with 1 to 4 employees	6	a	D	D
	Establishments with 5 to 9 employees	5	b	D	D
	Establishments with 10 to 19 employees	4	b	D	D
	Establishments with 20 to 49 employees	4	151	1 663	7 070
	Establishments with 50 to 99 employees	4	349	3 115	13 593
	Establishments with 100 to 249 employees	—	—	—	—
	Establishments with 250 to 499 employees	—	—	—	—
	Establishments with 500 to 999 employees	—	—	—	—
	Establishments with 1,000 employees or more	—	—	—	—
562920	Materials recovery facilities				
	All establishments	23	595	5 634	24 476
	Establishments with 1 to 4 employees	6	a	D	D
	Establishments with 5 to 9 employees	5	b	D	D
	Establishments with 10 to 19 employees	4	b	D	D
	Establishments with 20 to 49 employees	4	151	1 663	7 070
	Establishments with 50 to 99 employees	4	349	3 115	13 593
	Establishments with 100 to 249 employees	—	—	—	—
	Establishments with 250 to 499 employees	—	—	—	—
	Establishments with 500 to 999 employees	—	—	—	—
	Establishments with 1,000 employees or more	—	—	—	—
56299	All other waste management services				
	All establishments	95	1 226	11 617	55 035
	Establishments with 1 to 4 employees	43	b	D	D
	Establishments with 5 to 9 employees	19	c	D	D
	Establishments with 10 to 19 employees	15	c	D	D
	Establishments with 20 to 49 employees	13	370	3 201	14 758
	Establishments with 50 to 99 employees	4	280	3 339	14 780
	Establishments with 100 to 249 employees	1	c	D	D
	Establishments with 250 to 499 employees	—	—	—	—
	Establishments with 500 to 999 employees	—	—	—	—
	Establishments with 1,000 employees or more	—	—	—	—

See footnotes at end of table.

Table 2. Establishments, Employees, and Payroll by Industry and Employment Size of Establishments for the State: 2004—Con.

[Excludes most government employees, railroad employees, and self-employed persons. Size class 1 to 4 employees includes establishments having payroll, but no employees, during mid-March pay period. For meaning of abbreviations and symbols, see introductory text. For explanation of terms, see Appendix A. For statement on reliability, see the note at the end of the table and Appendix C]

NAICS code	Geography, kind of business, and employment size class	Establishments (number)	Paid employees for pay period including March 12 (number)	First-quarter payroll (\$1,000)	Annual payroll (\$1,000)
NEW JERSEY—Con.					
56	Administrative and support and waste management and remediation services—Con.				
562	Waste management and remediation services—Con.				
5629	Remediation and other waste management services—Con.				
56299	All other waste management services—Con.				
562991	Septic tank and related services				
	All establishments	60	794	6 551	33 634
	Establishments with 1 to 4 employees	29	b	D	D
	Establishments with 5 to 9 employees	11	b	D	D
	Establishments with 10 to 19 employees	9	135	1 215	6 163
	Establishments with 20 to 49 employees	8	249	1 885	9 199
	Establishments with 50 to 99 employees	2	c	D	D
	Establishments with 100 to 249 employees	1	c	D	D
	Establishments with 250 to 499 employees	—	—	—	—
	Establishments with 500 to 999 employees	—	—	—	—
	Establishments with 1,000 employees or more	—	—	—	—
562998	All other miscellaneous waste management services				
	All establishments	35	432	5 066	21 401
	Establishments with 1 to 4 employees	14	b	D	D
	Establishments with 5 to 9 employees	8	b	D	D
	Establishments with 10 to 19 employees	6	b	D	D
	Establishments with 20 to 49 employees	5	121	1 316	5 559
	Establishments with 50 to 99 employees	2	c	D	D
	Establishments with 100 to 249 employees	—	—	—	—
	Establishments with 250 to 499 employees	—	—	—	—
	Establishments with 500 to 999 employees	—	—	—	—
	Establishments with 1,000 employees or more	—	—	—	—
61	Educational services				
	All establishments	2 965	88 128	656 219	2 692 777
	Establishments with 1 to 4 employees	1 306	2 008	11 203	62 153
	Establishments with 5 to 9 employees	484	3 200	15 299	67 482
	Establishments with 10 to 19 employees	432	5 946	30 946	129 181
	Establishments with 20 to 49 employees	444	14 002	83 756	333 578
	Establishments with 50 to 99 employees	171	11 634	83 824	329 729
	Establishments with 100 to 249 employees	88	12 988	105 239	431 083
	Establishments with 250 to 499 employees	20	7 091	57 693	238 030
	Establishments with 500 to 999 employees	10	6 600	45 360	179 343
	Establishments with 1,000 employees or more	10	24 659	222 899	922 198
611	Educational services				
	All establishments	2 965	88 128	656 219	2 692 777
	Establishments with 1 to 4 employees	1 306	2 008	11 203	62 153
	Establishments with 5 to 9 employees	484	3 200	15 299	67 482
	Establishments with 10 to 19 employees	432	5 946	30 946	129 181
	Establishments with 20 to 49 employees	444	14 002	83 756	333 578
	Establishments with 50 to 99 employees	171	11 634	83 824	329 729
	Establishments with 100 to 249 employees	88	12 988	105 239	431 083
	Establishments with 250 to 499 employees	20	7 091	57 693	238 030
	Establishments with 500 to 999 employees	10	6 600	45 360	179 343
	Establishments with 1,000 employees or more	10	24 659	222 899	922 198
6111	Elementary and secondary schools				
	All establishments	751	35 571	266 958	1 064 057
	Establishments with 1 to 4 employees	100	148	840	6 414
	Establishments with 5 to 9 employees	66	e	D	D
	Establishments with 10 to 19 employees	100	1 453	8 709	35 485
	Establishments with 20 to 49 employees	261	8 609	56 966	219 410
	Establishments with 50 to 99 employees	137	9 191	68 109	267 222
	Establishments with 100 to 249 employees	76	11 287	93 896	384 288
	Establishments with 250 to 499 employees	9	3 220	24 952	100 288
	Establishments with 500 to 999 employees	2	g	D	D
	Establishments with 1,000 employees or more	—	—	—	—
61111	Elementary and secondary schools				
	All establishments	751	35 571	266 958	1 064 057
	Establishments with 1 to 4 employees	100	148	840	6 414
	Establishments with 5 to 9 employees	66	e	D	D
	Establishments with 10 to 19 employees	100	1 453	8 709	35 485
	Establishments with 20 to 49 employees	261	8 609	56 966	219 410
	Establishments with 50 to 99 employees	137	9 191	68 109	267 222
	Establishments with 100 to 249 employees	76	11 287	93 896	384 288
	Establishments with 250 to 499 employees	9	3 220	24 952	100 288
	Establishments with 500 to 999 employees	2	g	D	D
	Establishments with 1,000 employees or more	—	—	—	—
611110	Elementary and secondary schools				
	All establishments	751	35 571	266 958	1 064 057
	Establishments with 1 to 4 employees	100	148	840	6 414
	Establishments with 5 to 9 employees	66	e	D	D
	Establishments with 10 to 19 employees	100	1 453	8 709	35 485
	Establishments with 20 to 49 employees	261	8 609	56 966	219 410
	Establishments with 50 to 99 employees	137	9 191	68 109	267 222
	Establishments with 100 to 249 employees	76	11 287	93 896	384 288
	Establishments with 250 to 499 employees	9	3 220	24 952	100 288
	Establishments with 500 to 999 employees	2	g	D	D
	Establishments with 1,000 employees or more	—	—	—	—

See footnotes at end of table.

Table 2. Establishments, Employees, and Payroll by Industry and Employment Size of Establishments for the State: 2004—Con.

[Excludes most government employees, railroad employees, and self-employed persons. Size class 1 to 4 employees includes establishments having payroll, but no employees, during mid-March pay period. For meaning of abbreviations and symbols, see introductory text. For explanation of terms, see Appendix A. For statement on reliability, see the note at the end of the table and Appendix C]

NAICS code	Geography, kind of business, and employment size class	Establishments (number)	Paid employees for pay period including March 12 (number)	First-quarter payroll (\$1,000)	Annual payroll (\$1,000)
	NEW JERSEY—Con.				
61	Educational services—Con.				
611	Educational services—Con.				
6111	Elementary and secondary schools—Con.				
61111	Elementary and secondary schools—Con.				
611110	Elementary and secondary schools—Con.				
	All establishments—Con.				
	Establishments with 500 to 999 employees	2	g	D	D
	Establishments with 1,000 employees or more	—	—	—	—
6112	Junior colleges				
	All establishments	29	5 520	37 887	153 579
	Establishments with 1 to 4 employees	11	15	102	1 754
	Establishments with 5 to 9 employees	1	a	D	D
	Establishments with 10 to 19 employees	2	b	D	D
	Establishments with 20 to 49 employees	3	c	D	D
	Establishments with 50 to 99 employees	4	332	2 612	10 279
	Establishments with 100 to 249 employees	3	e	D	D
	Establishments with 250 to 499 employees	2	f	D	D
	Establishments with 500 to 999 employees	1	f	D	D
	Establishments with 1,000 employees or more	2	h	D	D
61121	Junior colleges				
	All establishments	29	5 520	37 887	153 579
	Establishments with 1 to 4 employees	11	15	102	1 754
	Establishments with 5 to 9 employees	1	a	D	D
	Establishments with 10 to 19 employees	2	b	D	D
	Establishments with 20 to 49 employees	3	c	D	D
	Establishments with 50 to 99 employees	4	332	2 612	10 279
	Establishments with 100 to 249 employees	3	e	D	D
	Establishments with 250 to 499 employees	2	f	D	D
	Establishments with 500 to 999 employees	1	f	D	D
	Establishments with 1,000 employees or more	2	h	D	D
611210	Junior colleges				
	All establishments	29	5 520	37 887	153 579
	Establishments with 1 to 4 employees	11	15	102	1 754
	Establishments with 5 to 9 employees	1	a	D	D
	Establishments with 10 to 19 employees	2	b	D	D
	Establishments with 20 to 49 employees	3	c	D	D
	Establishments with 50 to 99 employees	4	332	2 612	10 279
	Establishments with 100 to 249 employees	3	e	D	D
	Establishments with 250 to 499 employees	2	f	D	D
	Establishments with 500 to 999 employees	1	f	D	D
	Establishments with 1,000 employees or more	2	h	D	D
6113	Colleges and universities				
	All establishments	76	25 685	208 655	864 923
	Establishments with 1 to 4 employees	28	52	438	2 904
	Establishments with 5 to 9 employees	6	b	D	D
	Establishments with 10 to 19 employees	12	175	1 560	6 986
	Establishments with 20 to 49 employees	3	b	D	D
	Establishments with 50 to 99 employees	4	242	1 560	6 246
	Establishments with 100 to 249 employees	4	646	2 183	9 536
	Establishments with 250 to 499 employees	6	2 113	19 645	82 784
	Establishments with 500 to 999 employees	6	4 005	22 489	92 655
	Establishments with 1,000 employees or more	7	18 317	159 908	660 345
61131	Colleges and universities				
	All establishments	76	25 685	208 655	864 923
	Establishments with 1 to 4 employees	28	52	438	2 904
	Establishments with 5 to 9 employees	6	b	D	D
	Establishments with 10 to 19 employees	12	175	1 560	6 986
	Establishments with 20 to 49 employees	3	b	D	D
	Establishments with 50 to 99 employees	4	242	1 560	6 246
	Establishments with 100 to 249 employees	4	646	2 183	9 536
	Establishments with 250 to 499 employees	6	2 113	19 645	82 784
	Establishments with 500 to 999 employees	6	4 005	22 489	92 655
	Establishments with 1,000 employees or more	7	18 317	159 908	660 345
611310	Colleges and universities				
	All establishments	76	25 685	208 655	864 923
	Establishments with 1 to 4 employees	28	52	438	2 904
	Establishments with 5 to 9 employees	6	b	D	D
	Establishments with 10 to 19 employees	12	175	1 560	6 986
	Establishments with 20 to 49 employees	3	b	D	D
	Establishments with 50 to 99 employees	4	242	1 560	6 246
	Establishments with 100 to 249 employees	4	646	2 183	9 536
	Establishments with 250 to 499 employees	6	2 113	19 645	82 784
	Establishments with 500 to 999 employees	6	4 005	22 489	92 655
	Establishments with 1,000 employees or more	7	18 317	159 908	660 345

See footnotes at end of table.

Table 2. Establishments, Employees, and Payroll by Industry and Employment Size of Establishments for the State: 2004—Con.

[Excludes most government employees, railroad employees, and self-employed persons. Size class 1 to 4 employees includes establishments having payroll, but no employees, during mid-March pay period. For meaning of abbreviations and symbols, see introductory text. For explanation of terms, see Appendix A. For statement on reliability, see the note at the end of the table and Appendix C]

NAICS code	Geography, kind of business, and employment size class	Establishments (number)	Paid employees for pay period including March 12 (number)	First-quarter payroll (\$1,000)	Annual payroll (\$1,000)
NEW JERSEY—Con.					
61	Educational services—Con.				
611	Educational services—Con.				
6114	Business schools and computer and management training				
	All establishments	242	2 369	23 094	96 277
	Establishments with 1 to 4 employees	152	197	1 968	9 944
	Establishments with 5 to 9 employees	29	c	D	D
	Establishments with 10 to 19 employees	35	e	D	D
	Establishments with 20 to 49 employees	22	597	5 210	23 216
	Establishments with 50 to 99 employees	3	262	3 970	14 417
	Establishments with 100 to 249 employees	—	—	—	—
	Establishments with 250 to 499 employees	—	—	—	—
	Establishments with 500 to 999 employees	1	f	D	D
	Establishments with 1,000 employees or more	—	—	—	—
61141	Business and secretarial schools				
	All establishments	24	345	2 554	10 140
	Establishments with 1 to 4 employees	9	14	115	317
	Establishments with 5 to 9 employees	2	a	D	D
	Establishments with 10 to 19 employees	6	b	D	D
	Establishments with 20 to 49 employees	6	157	1 180	4 634
	Establishments with 50 to 99 employees	1	b	D	D
	Establishments with 100 to 249 employees	—	—	—	—
	Establishments with 250 to 499 employees	—	—	—	—
	Establishments with 500 to 999 employees	—	—	—	—
	Establishments with 1,000 employees or more	—	—	—	—
611410	Business and secretarial schools				
	All establishments	24	345	2 554	10 140
	Establishments with 1 to 4 employees	9	14	115	317
	Establishments with 5 to 9 employees	2	a	D	D
	Establishments with 10 to 19 employees	6	b	D	D
	Establishments with 20 to 49 employees	6	157	1 180	4 634
	Establishments with 50 to 99 employees	1	b	D	D
	Establishments with 100 to 249 employees	—	—	—	—
	Establishments with 250 to 499 employees	—	—	—	—
	Establishments with 500 to 999 employees	—	—	—	—
	Establishments with 1,000 employees or more	—	—	—	—
61142	Computer training				
	All establishments	108	1 390	12 026	47 525
	Establishments with 1 to 4 employees	66	81	579	3 174
	Establishments with 5 to 9 employees	13	b	D	D
	Establishments with 10 to 19 employees	19	235	1 719	5 875
	Establishments with 20 to 49 employees	8	243	1 433	6 040
	Establishments with 50 to 99 employees	1	b	D	D
	Establishments with 100 to 249 employees	—	—	—	—
	Establishments with 250 to 499 employees	—	—	—	—
	Establishments with 500 to 999 employees	1	f	D	D
	Establishments with 1,000 employees or more	—	—	—	—
611420	Computer training				
	All establishments	108	1 390	12 026	47 525
	Establishments with 1 to 4 employees	66	81	579	3 174
	Establishments with 5 to 9 employees	13	b	D	D
	Establishments with 10 to 19 employees	19	235	1 719	5 875
	Establishments with 20 to 49 employees	8	243	1 433	6 040
	Establishments with 50 to 99 employees	1	b	D	D
	Establishments with 100 to 249 employees	—	—	—	—
	Establishments with 250 to 499 employees	—	—	—	—
	Establishments with 500 to 999 employees	1	f	D	D
	Establishments with 1,000 employees or more	—	—	—	—
61143	Professional and management development training				
	All establishments	110	634	8 514	38 612
	Establishments with 1 to 4 employees	77	102	1 274	6 453
	Establishments with 5 to 9 employees	14	98	1 231	6 459
	Establishments with 10 to 19 employees	10	c	D	D
	Establishments with 20 to 49 employees	8	197	2 597	12 542
	Establishments with 50 to 99 employees	1	b	D	D
	Establishments with 100 to 249 employees	—	—	—	—
	Establishments with 250 to 499 employees	—	—	—	—
	Establishments with 500 to 999 employees	—	—	—	—
	Establishments with 1,000 employees or more	—	—	—	—
611430	Professional and management development training				
	All establishments	110	634	8 514	38 612
	Establishments with 1 to 4 employees	77	102	1 274	6 453
	Establishments with 5 to 9 employees	14	98	1 231	6 459
	Establishments with 10 to 19 employees	10	c	D	D
	Establishments with 20 to 49 employees	8	197	2 597	12 542
	Establishments with 50 to 99 employees	1	b	D	D
	Establishments with 100 to 249 employees	—	—	—	—
	Establishments with 250 to 499 employees	—	—	—	—
	Establishments with 500 to 999 employees	—	—	—	—
	Establishments with 1,000 employees or more	—	—	—	—

See footnotes at end of table.

Table 2. Establishments, Employees, and Payroll by Industry and Employment Size of Establishments for the State: 2004—Con.

[Excludes most government employees, railroad employees, and self-employed persons. Size class 1 to 4 employees includes establishments having payroll, but no employees, during mid-March pay period. For meaning of abbreviations and symbols, see introductory text. For explanation of terms, see Appendix A. For statement on reliability, see the note at the end of the table and Appendix C]

NAICS code	Geography, kind of business, and employment size class	Establishments (number)	Paid employees for pay period including March 12 (number)	First-quarter payroll (\$1,000)	Annual payroll (\$1,000)
	NEW JERSEY—Con.				
61	Educational services—Con.				
611	Educational services—Con.				
6115	Technical and trade schools				
	All establishments	221	2 403	18 124	78 097
	Establishments with 1 to 4 employees	93	162	1 045	5 250
	Establishments with 5 to 9 employees	38	e	D	D
	Establishments with 10 to 19 employees	62	839	5 796	23 810
	Establishments with 20 to 49 employees	21	581	3 752	17 047
	Establishments with 50 to 99 employees	6	435	4 149	17 841
	Establishments with 100 to 249 employees	1	c	D	D
	Establishments with 250 to 499 employees	—	—	—	—
	Establishments with 500 to 999 employees	—	—	—	—
	Establishments with 1,000 employees or more	—	—	—	—
61151	Technical and trade schools				
	All establishments	221	2 403	18 124	78 097
	Establishments with 1 to 4 employees	93	162	1 045	5 250
	Establishments with 5 to 9 employees	38	e	D	D
	Establishments with 10 to 19 employees	62	839	5 796	23 810
	Establishments with 20 to 49 employees	21	581	3 752	17 047
	Establishments with 50 to 99 employees	6	435	4 149	17 841
	Establishments with 100 to 249 employees	1	c	D	D
	Establishments with 250 to 499 employees	—	—	—	—
	Establishments with 500 to 999 employees	—	—	—	—
	Establishments with 1,000 employees or more	—	—	—	—
611511	Beauty and cosmetology schools				
	All establishments	28	251	1 189	5 184
	Establishments with 1 to 4 employees	8	11	43	254
	Establishments with 5 to 9 employees	9	54	260	1 224
	Establishments with 10 to 19 employees	8	116	501	2 037
	Establishments with 20 to 49 employees	3	70	385	1 669
	Establishments with 50 to 99 employees	—	—	—	—
	Establishments with 100 to 249 employees	—	—	—	—
	Establishments with 250 to 499 employees	—	—	—	—
	Establishments with 500 to 999 employees	—	—	—	—
	Establishments with 1,000 employees or more	—	—	—	—
611512	Flight training				
	All establishments	35	402	3 262	13 646
	Establishments with 1 to 4 employees	18	31	224	1 213
	Establishments with 5 to 9 employees	5	b	D	D
	Establishments with 10 to 19 employees	7	91	479	1 780
	Establishments with 20 to 49 employees	3	b	D	D
	Establishments with 50 to 99 employees	2	c	D	D
	Establishments with 100 to 249 employees	—	—	—	—
	Establishments with 250 to 499 employees	—	—	—	—
	Establishments with 500 to 999 employees	—	—	—	—
	Establishments with 1,000 employees or more	—	—	—	—
611513	Apprenticeship training				
	All establishments	26	230	1 426	6 011
	Establishments with 1 to 4 employees	11	20	296	1 233
	Establishments with 5 to 9 employees	5	b	D	D
	Establishments with 10 to 19 employees	8	116	554	2 355
	Establishments with 20 to 49 employees	2	b	D	D
	Establishments with 50 to 99 employees	—	—	—	—
	Establishments with 100 to 249 employees	—	—	—	—
	Establishments with 250 to 499 employees	—	—	—	—
	Establishments with 500 to 999 employees	—	—	—	—
	Establishments with 1,000 employees or more	—	—	—	—
611519	Other technical and trade schools				
	All establishments	132	1 520	12 247	53 256
	Establishments with 1 to 4 employees	56	100	482	2 550
	Establishments with 5 to 9 employees	19	125	1 128	4 408
	Establishments with 10 to 19 employees	39	516	4 262	17 638
	Establishments with 20 to 49 employees	13	379	2 493	11 581
	Establishments with 50 to 99 employees	4	e	D	D
	Establishments with 100 to 249 employees	1	c	D	D
	Establishments with 250 to 499 employees	—	—	—	—
	Establishments with 500 to 999 employees	—	—	—	—
	Establishments with 1,000 employees or more	—	—	—	—
6116	Other schools and instruction				
	All establishments	1 451	11 642	42 440	183 137
	Establishments with 1 to 4 employees	785	1 248	5 385	27 564
	Establishments with 5 to 9 employees	319	2 086	7 629	33 362
	Establishments with 10 to 19 employees	208	2 821	9 333	40 222
	Establishments with 20 to 49 employees	120	3 567	11 870	50 041
	Establishments with 50 to 99 employees	16	g	D	D
	Establishments with 100 to 249 employees	1	c	D	D
	Establishments with 250 to 499 employees	2	f	D	D
	Establishments with 500 to 999 employees	—	—	—	—
	Establishments with 1,000 employees or more	—	—	—	—

See footnotes at end of table.

Table 2. Establishments, Employees, and Payroll by Industry and Employment Size of Establishments for the State: 2004—Con.

[Excludes most government employees, railroad employees, and self-employed persons. Size class 1 to 4 employees includes establishments having payroll, but no employees, during mid-March pay period. For meaning of abbreviations and symbols, see introductory text. For explanation of terms, see Appendix A. For statement on reliability, see the note at the end of the table and Appendix C]

NAICS code	Geography, kind of business, and employment size class	Establishments (number)	Paid employees for pay period including March 12 (number)	First-quarter payroll (\$1,000)	Annual payroll (\$1,000)
NEW JERSEY—Con.					
61	Educational services—Con.				
611	Educational services—Con.				
6116	Other schools and instruction—Con.				
61161	Fine arts schools				
	All establishments	498	3 426	10 740	43 019
	Establishments with 1 to 4 employees	254	e	D	D
	Establishments with 5 to 9 employees	138	906	2 758	9 836
	Establishments with 10 to 19 employees	76	1 035	2 959	11 557
	Establishments with 20 to 49 employees	25	746	2 303	9 809
	Establishments with 50 to 99 employees	5	e	D	D
	Establishments with 100 to 249 employees	—	—	—	—
	Establishments with 250 to 499 employees	—	—	—	—
	Establishments with 500 to 999 employees	—	—	—	—
	Establishments with 1,000 employees or more	—	—	—	—
611610	Fine arts schools				
	All establishments	498	3 426	10 740	43 019
	Establishments with 1 to 4 employees	254	e	D	D
	Establishments with 5 to 9 employees	138	906	2 758	9 836
	Establishments with 10 to 19 employees	76	1 035	2 959	11 557
	Establishments with 20 to 49 employees	25	746	2 303	9 809
	Establishments with 50 to 99 employees	5	e	D	D
	Establishments with 100 to 249 employees	—	—	—	—
	Establishments with 250 to 499 employees	—	—	—	—
	Establishments with 500 to 999 employees	—	—	—	—
	Establishments with 1,000 employees or more	—	—	—	—
61162	Sports and recreation instruction				
	All establishments	461	2 592	9 041	44 564
	Establishments with 1 to 4 employees	286	e	D	D
	Establishments with 5 to 9 employees	97	f	D	D
	Establishments with 10 to 19 employees	47	f	D	D
	Establishments with 20 to 49 employees	30	860	2 557	11 753
	Establishments with 50 to 99 employees	1	b	D	D
	Establishments with 100 to 249 employees	—	—	—	—
	Establishments with 250 to 499 employees	—	—	—	—
	Establishments with 500 to 999 employees	—	—	—	—
	Establishments with 1,000 employees or more	—	—	—	—
611620	Sports and recreation instruction				
	All establishments	461	2 592	9 041	44 564
	Establishments with 1 to 4 employees	286	e	D	D
	Establishments with 5 to 9 employees	97	f	D	D
	Establishments with 10 to 19 employees	47	f	D	D
	Establishments with 20 to 49 employees	30	860	2 557	11 753
	Establishments with 50 to 99 employees	1	b	D	D
	Establishments with 100 to 249 employees	—	—	—	—
	Establishments with 250 to 499 employees	—	—	—	—
	Establishments with 500 to 999 employees	—	—	—	—
	Establishments with 1,000 employees or more	—	—	—	—
61163	Language schools				
	All establishments	59	784	2 967	11 396
	Establishments with 1 to 4 employees	24	b	D	D
	Establishments with 5 to 9 employees	15	c	D	D
	Establishments with 10 to 19 employees	7	b	D	D
	Establishments with 20 to 49 employees	10	326	550	2 264
	Establishments with 50 to 99 employees	2	c	D	D
	Establishments with 100 to 249 employees	1	c	D	D
	Establishments with 250 to 499 employees	—	—	—	—
	Establishments with 500 to 999 employees	—	—	—	—
	Establishments with 1,000 employees or more	—	—	—	—
611630	Language schools				
	All establishments	59	784	2 967	11 396
	Establishments with 1 to 4 employees	24	b	D	D
	Establishments with 5 to 9 employees	15	c	D	D
	Establishments with 10 to 19 employees	7	b	D	D
	Establishments with 20 to 49 employees	10	326	550	2 264
	Establishments with 50 to 99 employees	2	c	D	D
	Establishments with 100 to 249 employees	1	c	D	D
	Establishments with 250 to 499 employees	—	—	—	—
	Establishments with 500 to 999 employees	—	—	—	—
	Establishments with 1,000 employees or more	—	—	—	—
61169	All other schools and instruction				
	All establishments	433	4 840	19 692	84 158
	Establishments with 1 to 4 employees	221	344	1 513	7 892
	Establishments with 5 to 9 employees	69	e	D	D
	Establishments with 10 to 19 employees	78	g	D	D
	Establishments with 20 to 49 employees	55	1 635	6 460	26 215
	Establishments with 50 to 99 employees	8	f	D	D
	Establishments with 100 to 249 employees	—	—	—	—
	Establishments with 250 to 499 employees	2	f	D	D
	Establishments with 500 to 999 employees	—	—	—	—
	Establishments with 1,000 employees or more	—	—	—	—

See footnotes at end of table.

Table 2. Establishments, Employees, and Payroll by Industry and Employment Size of Establishments for the State: 2004—Con.

[Excludes most government employees, railroad employees, and self-employed persons. Size class 1 to 4 employees includes establishments having payroll, but no employees, during mid-March pay period. For meaning of abbreviations and symbols, see introductory text. For explanation of terms, see Appendix A. For statement on reliability, see the note at the end of the table and Appendix C]

NAICS code	Geography, kind of business, and employment size class	Establishments (number)	Paid employees for pay period including March 12 (number)	First-quarter payroll (\$1,000)	Annual payroll (\$1,000)
NEW JERSEY—Con.					
61	Educational services—Con.				
611	Educational services—Con.				
6116	Other schools and instruction—Con.				
61169	All other schools and instruction—Con.				
611691	Exam preparation and tutoring				
	All establishments	248	3 608	12 979	53 508
	Establishments with 1 to 4 employees	113	184	791	4 089
	Establishments with 5 to 9 employees	31	c	D	D
	Establishments with 10 to 19 employees	54	752	2 118	8 908
	Establishments with 20 to 49 employees	41	g	D	D
	Establishments with 50 to 99 employees	7	f	D	D
	Establishments with 100 to 249 employees	—	—	—	—
	Establishments with 250 to 499 employees	2	f	D	D
	Establishments with 500 to 999 employees	—	—	—	—
	Establishments with 1,000 employees or more	—	—	—	—
611692	Automobile driving schools				
	All establishments	92	545	2 607	11 741
	Establishments with 1 to 4 employees	53	100	410	1 747
	Establishments with 5 to 9 employees	22	c	D	D
	Establishments with 10 to 19 employees	14	c	D	D
	Establishments with 20 to 49 employees	2	b	D	D
	Establishments with 50 to 99 employees	1	b	D	D
	Establishments with 100 to 249 employees	—	—	—	—
	Establishments with 250 to 499 employees	—	—	—	—
	Establishments with 500 to 999 employees	—	—	—	—
	Establishments with 1,000 employees or more	—	—	—	—
611699	All other miscellaneous schools and instruction				
	All establishments	93	687	4 106	18 909
	Establishments with 1 to 4 employees	55	60	312	2 056
	Establishments with 5 to 9 employees	16	102	527	3 097
	Establishments with 10 to 19 employees	10	143	1 119	5 346
	Establishments with 20 to 49 employees	12	382	2 148	8 410
	Establishments with 50 to 99 employees	—	—	—	—
	Establishments with 100 to 249 employees	—	—	—	—
	Establishments with 250 to 499 employees	—	—	—	—
	Establishments with 500 to 999 employees	—	—	—	—
	Establishments with 1,000 employees or more	—	—	—	—
6117	Educational support services				
	All establishments	195	4 938	59 061	252 707
	Establishments with 1 to 4 employees	137	186	1 425	8 323
	Establishments with 5 to 9 employees	25	c	D	D
	Establishments with 10 to 19 employees	13	173	1 737	7 941
	Establishments with 20 to 49 employees	14	440	4 501	18 236
	Establishments with 50 to 99 employees	1	b	D	D
	Establishments with 100 to 249 employees	3	e	D	D
	Establishments with 250 to 499 employees	1	e	D	D
	Establishments with 500 to 999 employees	—	—	—	—
	Establishments with 1,000 employees or more	1	h	D	D
61171	Educational support services				
	All establishments	195	4 938	59 061	252 707
	Establishments with 1 to 4 employees	137	186	1 425	8 323
	Establishments with 5 to 9 employees	25	c	D	D
	Establishments with 10 to 19 employees	13	173	1 737	7 941
	Establishments with 20 to 49 employees	14	440	4 501	18 236
	Establishments with 50 to 99 employees	1	b	D	D
	Establishments with 100 to 249 employees	3	e	D	D
	Establishments with 250 to 499 employees	1	e	D	D
	Establishments with 500 to 999 employees	—	—	—	—
	Establishments with 1,000 employees or more	1	h	D	D
611710	Educational support services				
	All establishments	195	4 938	59 061	252 707
	Establishments with 1 to 4 employees	137	186	1 425	8 323
	Establishments with 5 to 9 employees	25	c	D	D
	Establishments with 10 to 19 employees	13	173	1 737	7 941
	Establishments with 20 to 49 employees	14	440	4 501	18 236
	Establishments with 50 to 99 employees	1	b	D	D
	Establishments with 100 to 249 employees	3	e	D	D
	Establishments with 250 to 499 employees	1	e	D	D
	Establishments with 500 to 999 employees	—	—	—	—
	Establishments with 1,000 employees or more	1	h	D	D
62	Health care and social assistance				
	All establishments	24 333	468 926	4 121 733	18 329 709
	Establishments with 1 to 4 employees	11 450	23 273	197 629	1 035 813
	Establishments with 5 to 9 employees	5 969	39 687	348 284	1 601 637
	Establishments with 10 to 19 employees	3 677	48 993	441 052	2 055 869
	Establishments with 20 to 49 employees	2 064	61 010	522 510	2 410 070
	Establishments with 50 to 99 employees	531	36 382	277 483	1 213 788
	Establishments with 100 to 249 employees	436	68 033	453 565	1 932 224
	Establishments with 250 to 499 employees	91	29 439	198 089	859 769
	Establishments with 500 to 999 employees	49	33 454	301 309	1 242 372

See footnotes at end of table.

Table 2. Establishments, Employees, and Payroll by Industry and Employment Size of Establishments for the State: 2004—Con.

[Excludes most government employees, railroad employees, and self-employed persons. Size class 1 to 4 employees includes establishments having payroll, but no employees, during mid-March pay period. For meaning of abbreviations and symbols, see introductory text. For explanation of terms, see Appendix A. For statement on reliability, see the note at the end of the table and Appendix C.]

NAICS code	Geography, kind of business, and employment size class	Establishments (number)	Paid employees for pay period including March 12 (number)	First-quarter payroll (\$1,000)	Annual payroll (\$1,000)
	NEW JERSEY—Con.				
62	Health care and social assistance—Con.				
	All establishments—Con.				
	Establishments with 1,000 employees or more	66	128 655	1 381 812	5 978 167
621	Ambulatory health care services				
	All establishments	18 767	175 918	1 716 217	8 049 542
	Establishments with 1 to 4 employees	10 004	20 504	181 710	939 139
	Establishments with 5 to 9 employees	4 812	31 573	305 781	1 427 717
	Establishments with 10 to 19 employees	2 379	31 384	355 256	1 704 189
	Establishments with 20 to 49 employees	1 150	33 636	389 782	1 849 082
	Establishments with 50 to 99 employees	243	16 375	167 866	770 945
	Establishments with 100 to 249 employees	142	21 058	155 205	678 721
	Establishments with 250 to 499 employees	28	9 364	76 535	350 388
	Establishments with 500 to 999 employees	5	h	D	D
	Establishments with 1,000 employees or more	4	i	D	D
6211	Offices of physicians				
	All establishments	8 494	66 491	865 032	4 303 889
	Establishments with 1 to 4 employees	4 448	9 317	105 700	559 661
	Establishments with 5 to 9 employees	2 163	14 243	167 775	807 735
	Establishments with 10 to 19 employees	1 170	15 640	212 183	1 051 601
	Establishments with 20 to 49 employees	606	17 307	245 708	1 218 860
	Establishments with 50 to 99 employees	85	5 548	83 637	421 670
	Establishments with 100 to 249 employees	17	g	D	D
	Establishments with 250 to 499 employees	4	g	D	D
	Establishments with 500 to 999 employees	1	f	D	D
	Establishments with 1,000 employees or more	—	—	—	—
62111	Offices of physicians				
	All establishments	8 494	66 491	865 032	4 303 889
	Establishments with 1 to 4 employees	4 448	9 317	105 700	559 661
	Establishments with 5 to 9 employees	2 163	14 243	167 775	807 735
	Establishments with 10 to 19 employees	1 170	15 640	212 183	1 051 601
	Establishments with 20 to 49 employees	606	17 307	245 708	1 218 860
	Establishments with 50 to 99 employees	85	5 548	83 637	421 670
	Establishments with 100 to 249 employees	17	g	D	D
	Establishments with 250 to 499 employees	4	g	D	D
	Establishments with 500 to 999 employees	1	f	D	D
	Establishments with 1,000 employees or more	—	—	—	—
621111	Offices of physicians (except mental health specialists)				
	All establishments	8 091	64 982	848 922	4 223 961
	Establishments with 1 to 4 employees	4 118	8 725	99 272	526 031
	Establishments with 5 to 9 employees	2 112	13 922	164 838	792 709
	Establishments with 10 to 19 employees	1 154	15 441	210 035	1 041 287
	Establishments with 20 to 49 employees	602	j	D	D
	Establishments with 50 to 99 employees	85	5 548	83 637	421 670
	Establishments with 100 to 249 employees	15	g	D	D
	Establishments with 250 to 499 employees	4	g	D	D
	Establishments with 500 to 999 employees	1	f	D	D
	Establishments with 1,000 employees or more	—	—	—	—
621112	Offices of physicians, mental health specialists				
	All establishments	403	1 509	16 110	79 928
	Establishments with 1 to 4 employees	330	592	6 428	33 630
	Establishments with 5 to 9 employees	51	321	2 937	15 026
	Establishments with 10 to 19 employees	16	199	2 148	10 314
	Establishments with 20 to 49 employees	4	b	D	D
	Establishments with 50 to 99 employees	—	—	—	—
	Establishments with 100 to 249 employees	2	e	D	D
	Establishments with 250 to 499 employees	—	—	—	—
	Establishments with 500 to 999 employees	—	—	—	—
	Establishments with 1,000 employees or more	—	—	—	—
6212	Offices of dentists				
	All establishments	4 475	27 126	233 093	1 073 633
	Establishments with 1 to 4 employees	2 160	4 979	34 354	164 629
	Establishments with 5 to 9 employees	1 532	10 078	83 280	379 422
	Establishments with 10 to 19 employees	656	8 323	79 398	368 691
	Establishments with 20 to 49 employees	118	h	D	D
	Establishments with 50 to 99 employees	8	e	D	D
	Establishments with 100 to 249 employees	1	c	D	D
	Establishments with 250 to 499 employees	—	—	—	—
	Establishments with 500 to 999 employees	—	—	—	—
	Establishments with 1,000 employees or more	—	—	—	—
62121	Offices of dentists				
	All establishments	4 475	27 126	233 093	1 073 633
	Establishments with 1 to 4 employees	2 160	4 979	34 354	164 629
	Establishments with 5 to 9 employees	1 532	10 078	83 280	379 422
	Establishments with 10 to 19 employees	656	8 323	79 398	368 691
	Establishments with 20 to 49 employees	118	h	D	D
	Establishments with 50 to 99 employees	8	e	D	D
	Establishments with 100 to 249 employees	1	c	D	D
	Establishments with 250 to 499 employees	—	—	—	—
	Establishments with 500 to 999 employees	—	—	—	—
	Establishments with 1,000 employees or more	—	—	—	—

See footnotes at end of table.

Table 2. Establishments, Employees, and Payroll by Industry and Employment Size of Establishments for the State: 2004—Con.

[Excludes most government employees, railroad employees, and self-employed persons. Size class 1 to 4 employees includes establishments having payroll, but no employees, during mid-March pay period. For meaning of abbreviations and symbols, see introductory text. For explanation of terms, see Appendix A. For statement on reliability, see the note at the end of the table and Appendix C]

NAICS code	Geography, kind of business, and employment size class	Establishments (number)	Paid employees for pay period including March 12 (number)	First-quarter payroll (\$1,000)	Annual payroll (\$1,000)
NEW JERSEY—Con.					
62	Health care and social assistance—Con.				
621	Ambulatory health care services—Con.				
6212	Offices of dentists—Con.				
62121	Offices of dentists—Con.				
621210	Offices of dentists				
	All establishments	4 475	27 126	233 093	1 073 633
	Establishments with 1 to 4 employees	2 160	4 979	34 354	164 629
	Establishments with 5 to 9 employees	1 532	10 078	83 280	379 422
	Establishments with 10 to 19 employees	656	8 323	79 398	368 691
	Establishments with 20 to 49 employees	118	h	D	D
	Establishments with 50 to 99 employees	8	e	D	D
	Establishments with 100 to 249 employees	1	c	D	D
	Establishments with 250 to 499 employees	—	—	—	—
	Establishments with 500 to 999 employees	—	—	—	—
	Establishments with 1,000 employees or more	—	—	—	—
6213	Offices of other health practitioners				
	All establishments	3 914	17 066	116 012	525 557
	Establishments with 1 to 4 employees	2 759	5 075	28 336	137 484
	Establishments with 5 to 9 employees	803	5 155	34 077	149 153
	Establishments with 10 to 19 employees	261	3 373	25 406	113 580
	Establishments with 20 to 49 employees	75	g	D	D
	Establishments with 50 to 99 employees	12	f	D	D
	Establishments with 100 to 249 employees	4	f	D	D
	Establishments with 250 to 499 employees	—	—	—	—
	Establishments with 500 to 999 employees	—	—	—	—
	Establishments with 1,000 employees or more	—	—	—	—
62131	Offices of chiropractors				
	All establishments	1 400	4 458	24 143	107 175
	Establishments with 1 to 4 employees	1 105	2 084	9 428	44 564
	Establishments with 5 to 9 employees	243	1 521	8 980	39 168
	Establishments with 10 to 19 employees	44	f	D	D
	Establishments with 20 to 49 employees	7	c	D	D
	Establishments with 50 to 99 employees	—	—	—	—
	Establishments with 100 to 249 employees	1	c	D	D
	Establishments with 250 to 499 employees	—	—	—	—
	Establishments with 500 to 999 employees	—	—	—	—
	Establishments with 1,000 employees or more	—	—	—	—
621310	Offices of chiropractors				
	All establishments	1 400	4 458	24 143	107 175
	Establishments with 1 to 4 employees	1 105	2 084	9 428	44 564
	Establishments with 5 to 9 employees	243	1 521	8 980	39 168
	Establishments with 10 to 19 employees	44	f	D	D
	Establishments with 20 to 49 employees	7	c	D	D
	Establishments with 50 to 99 employees	—	—	—	—
	Establishments with 100 to 249 employees	1	c	D	D
	Establishments with 250 to 499 employees	—	—	—	—
	Establishments with 500 to 999 employees	—	—	—	—
	Establishments with 1,000 employees or more	—	—	—	—
62132	Offices of optometrists				
	All establishments	556	2 535	15 969	69 628
	Establishments with 1 to 4 employees	338	698	3 995	17 832
	Establishments with 5 to 9 employees	161	1 039	6 567	27 962
	Establishments with 10 to 19 employees	52	658	4 533	19 955
	Establishments with 20 to 49 employees	5	140	874	3 879
	Establishments with 50 to 99 employees	—	—	—	—
	Establishments with 100 to 249 employees	—	—	—	—
	Establishments with 250 to 499 employees	—	—	—	—
	Establishments with 500 to 999 employees	—	—	—	—
	Establishments with 1,000 employees or more	—	—	—	—
621320	Offices of optometrists				
	All establishments	556	2 535	15 969	69 628
	Establishments with 1 to 4 employees	338	698	3 995	17 832
	Establishments with 5 to 9 employees	161	1 039	6 567	27 962
	Establishments with 10 to 19 employees	52	658	4 533	19 955
	Establishments with 20 to 49 employees	5	140	874	3 879
	Establishments with 50 to 99 employees	—	—	—	—
	Establishments with 100 to 249 employees	—	—	—	—
	Establishments with 250 to 499 employees	—	—	—	—
	Establishments with 500 to 999 employees	—	—	—	—
	Establishments with 1,000 employees or more	—	—	—	—
62133	Offices of mental health practitioners (except physicians)				
	All establishments	356	1 355	11 317	51 410
	Establishments with 1 to 4 employees	290	421	3 062	15 294
	Establishments with 5 to 9 employees	37	237	1 658	7 508
	Establishments with 10 to 19 employees	19	e	D	D
	Establishments with 20 to 49 employees	8	c	D	D
	Establishments with 50 to 99 employees	1	b	D	D
	Establishments with 100 to 249 employees	1	c	D	D
	Establishments with 250 to 499 employees	—	—	—	—
	Establishments with 500 to 999 employees	—	—	—	—
	Establishments with 1,000 employees or more	—	—	—	—

See footnotes at end of table.

Table 2. Establishments, Employees, and Payroll by Industry and Employment Size of Establishments for the State: 2004—Con.

[Excludes most government employees, railroad employees, and self-employed persons. Size class 1 to 4 employees includes establishments having payroll, but no employees, during mid-March pay period. For meaning of abbreviations and symbols, see introductory text. For explanation of terms, see Appendix A. For statement on reliability, see the note at the end of the table and Appendix C]

NAICS code	Geography, kind of business, and employment size class	Establishments (number)	Paid employees for pay period including March 12 (number)	First-quarter payroll (\$1,000)	Annual payroll (\$1,000)
	NEW JERSEY—Con.				
62	Health care and social assistance—Con.				
621	Ambulatory health care services—Con.				
6213	Offices of other health practitioners—Con.				
62133	Offices of mental health practitioners (except physicians)—Con.				
621330	Offices of mental health practitioners (except physicians)				
	All establishments	356	1 355	11 317	51 410
	Establishments with 1 to 4 employees	290	421	3 062	15 294
	Establishments with 5 to 9 employees	37	237	1 658	7 508
	Establishments with 10 to 19 employees	19	e	D	D
	Establishments with 20 to 49 employees	8	c	D	D
	Establishments with 50 to 99 employees	1	b	D	D
	Establishments with 100 to 249 employees	1	c	D	D
	Establishments with 250 to 499 employees	—	—	—	—
	Establishments with 500 to 999 employees	—	—	—	—
	Establishments with 1,000 employees or more	—	—	—	—
62134	Offices of physical, occupational and speech therapists, and audiologists				
	All establishments	811	5 902	45 584	207 605
	Establishments with 1 to 4 employees	438	771	5 706	29 228
	Establishments with 5 to 9 employees	206	1 382	10 163	44 316
	Establishments with 10 to 19 employees	111	1 463	11 216	50 563
	Establishments with 20 to 49 employees	43	1 221	9 718	43 594
	Establishments with 50 to 99 employees	11	f	D	D
	Establishments with 100 to 249 employees	2	e	D	D
	Establishments with 250 to 499 employees	—	—	—	—
	Establishments with 500 to 999 employees	—	—	—	—
	Establishments with 1,000 employees or more	—	—	—	—
621340	Offices of physical, occupational, and speech therapists and audiologists				
	All establishments	811	5 902	45 584	207 605
	Establishments with 1 to 4 employees	438	771	5 706	29 228
	Establishments with 5 to 9 employees	206	1 382	10 163	44 316
	Establishments with 10 to 19 employees	111	1 463	11 216	50 563
	Establishments with 20 to 49 employees	43	1 221	9 718	43 594
	Establishments with 50 to 99 employees	11	f	D	D
	Establishments with 100 to 249 employees	2	e	D	D
	Establishments with 250 to 499 employees	—	—	—	—
	Establishments with 500 to 999 employees	—	—	—	—
	Establishments with 1,000 employees or more	—	—	—	—
62139	Offices of all other health practitioners				
	All establishments	791	2 816	18 999	89 739
	Establishments with 1 to 4 employees	588	1 101	6 145	30 566
	Establishments with 5 to 9 employees	156	976	6 709	30 199
	Establishments with 10 to 19 employees	35	439	3 587	16 295
	Establishments with 20 to 49 employees	12	300	2 558	12 679
	Establishments with 50 to 99 employees	—	—	—	—
	Establishments with 100 to 249 employees	—	—	—	—
	Establishments with 250 to 499 employees	—	—	—	—
	Establishments with 500 to 999 employees	—	—	—	—
	Establishments with 1,000 employees or more	—	—	—	—
621391	Offices of podiatrists				
	All establishments	521	2 061	12 803	58 618
	Establishments with 1 to 4 employees	364	795	4 239	19 556
	Establishments with 5 to 9 employees	122	751	5 095	22 816
	Establishments with 10 to 19 employees	29	367	2 620	11 960
	Establishments with 20 to 49 employees	6	148	849	4 286
	Establishments with 50 to 99 employees	—	—	—	—
	Establishments with 100 to 249 employees	—	—	—	—
	Establishments with 250 to 499 employees	—	—	—	—
	Establishments with 500 to 999 employees	—	—	—	—
	Establishments with 1,000 employees or more	—	—	—	—
621399	Offices of all other miscellaneous health practitioners				
	All establishments	270	755	6 196	31 121
	Establishments with 1 to 4 employees	224	306	1 906	11 010
	Establishments with 5 to 9 employees	34	225	1 614	7 383
	Establishments with 10 to 19 employees	6	72	967	4 335
	Establishments with 20 to 49 employees	6	152	1 709	8 393
	Establishments with 50 to 99 employees	—	—	—	—
	Establishments with 100 to 249 employees	—	—	—	—
	Establishments with 250 to 499 employees	—	—	—	—
	Establishments with 500 to 999 employees	—	—	—	—
	Establishments with 1,000 employees or more	—	—	—	—
6214	Outpatient care centers				

See footnotes at end of table.

Table 2. Establishments, Employees, and Payroll by Industry and Employment Size of Establishments for the State: 2004—Con.

[Excludes most government employees, railroad employees, and self-employed persons. Size class 1 to 4 employees includes establishments having payroll, but no employees, during mid-March pay period. For meaning of abbreviations and symbols, see introductory text. For explanation of terms, see Appendix A. For statement on reliability, see the note at the end of the table and Appendix C]

NAICS code	Geography, kind of business, and employment size class	Establishments (number)	Paid employees for pay period including March 12 (number)	First-quarter payroll (\$1,000)	Annual payroll (\$1,000)
NEW JERSEY—Con.					
62	Health care and social assistance—Con.				
621	Ambulatory health care services—Con.				
6214	Outpatient care centers—Con.				
	All establishments	685	14 167	123 932	545 380
	Establishments with 1 to 4 employees	216	428	4 461	32 566
	Establishments with 5 to 9 employees	124	835	9 071	37 751
	Establishments with 10 to 19 employees	139	1 880	16 238	70 694
	Establishments with 20 to 49 employees	150	4 540	42 724	183 456
	Establishments with 50 to 99 employees	33	g	D	D
	Establishments with 100 to 249 employees	20	3 111	23 132	100 901
	Establishments with 250 to 499 employees	3	g	D	D
	Establishments with 500 to 999 employees	—	—	—	—
	Establishments with 1,000 employees or more	—	—	—	—
62141	Family planning centers				
	All establishments	38	369	3 068	15 525
	Establishments with 1 to 4 employees	21	b	D	D
	Establishments with 5 to 9 employees	5	b	D	D
	Establishments with 10 to 19 employees	5	b	D	D
	Establishments with 20 to 49 employees	7	221	2 013	10 442
	Establishments with 50 to 99 employees	—	—	—	—
	Establishments with 100 to 249 employees	—	—	—	—
	Establishments with 250 to 499 employees	—	—	—	—
	Establishments with 500 to 999 employees	—	—	—	—
	Establishments with 1,000 employees or more	—	—	—	—
621410	Family planning centers				
	All establishments	38	369	3 068	15 525
	Establishments with 1 to 4 employees	21	b	D	D
	Establishments with 5 to 9 employees	5	b	D	D
	Establishments with 10 to 19 employees	5	b	D	D
	Establishments with 20 to 49 employees	7	221	2 013	10 442
	Establishments with 50 to 99 employees	—	—	—	—
	Establishments with 100 to 249 employees	—	—	—	—
	Establishments with 250 to 499 employees	—	—	—	—
	Establishments with 500 to 999 employees	—	—	—	—
	Establishments with 1,000 employees or more	—	—	—	—
62142	Outpatient mental health and substance abuse centers				
	All establishments	185	4 161	29 464	128 856
	Establishments with 1 to 4 employees	51	b	D	D
	Establishments with 5 to 9 employees	33	c	D	D
	Establishments with 10 to 19 employees	39	f	D	D
	Establishments with 20 to 49 employees	47	1 424	11 713	50 301
	Establishments with 50 to 99 employees	7	f	D	D
	Establishments with 100 to 249 employees	7	1 030	6 328	26 972
	Establishments with 250 to 499 employees	1	e	D	D
	Establishments with 500 to 999 employees	—	—	—	—
	Establishments with 1,000 employees or more	—	—	—	—
621420	Outpatient mental health and substance abuse centers				
	All establishments	185	4 161	29 464	128 856
	Establishments with 1 to 4 employees	51	b	D	D
	Establishments with 5 to 9 employees	33	c	D	D
	Establishments with 10 to 19 employees	39	f	D	D
	Establishments with 20 to 49 employees	47	1 424	11 713	50 301
	Establishments with 50 to 99 employees	7	f	D	D
	Establishments with 100 to 249 employees	7	1 030	6 328	26 972
	Establishments with 250 to 499 employees	1	e	D	D
	Establishments with 500 to 999 employees	—	—	—	—
	Establishments with 1,000 employees or more	—	—	—	—
62149	Other outpatient care centers				
	All establishments	462	9 637	91 400	400 999
	Establishments with 1 to 4 employees	144	e	D	D
	Establishments with 5 to 9 employees	86	f	D	D
	Establishments with 10 to 19 employees	95	1 288	12 429	54 842
	Establishments with 20 to 49 employees	96	2 895	28 998	122 713
	Establishments with 50 to 99 employees	26	g	D	D
	Establishments with 100 to 249 employees	13	2 081	16 804	73 929
	Establishments with 250 to 499 employees	2	f	D	D
	Establishments with 500 to 999 employees	—	—	—	—
	Establishments with 1,000 employees or more	—	—	—	—
621491	HMO medical centers				
	All establishments	23	290	3 880	17 804
	Establishments with 1 to 4 employees	12	b	D	D
	Establishments with 5 to 9 employees	1	a	D	D
	Establishments with 10 to 19 employees	5	b	D	D
	Establishments with 20 to 49 employees	4	c	D	D
	Establishments with 50 to 99 employees	1	b	D	D
	Establishments with 100 to 249 employees	—	—	—	—
	Establishments with 250 to 499 employees	—	—	—	—
	Establishments with 500 to 999 employees	—	—	—	—
	Establishments with 1,000 employees or more	—	—	—	—

See footnotes at end of table.

Table 2. Establishments, Employees, and Payroll by Industry and Employment Size of Establishments for the State: 2004—Con.

[Excludes most government employees, railroad employees, and self-employed persons. Size class 1 to 4 employees includes establishments having payroll, but no employees, during mid-March pay period. For meaning of abbreviations and symbols, see introductory text. For explanation of terms, see Appendix A. For statement on reliability, see the note at the end of the table and Appendix C]

NAICS code	Geography, kind of business, and employment size class	Establishments (number)	Paid employees for pay period including March 12 (number)	First-quarter payroll (\$1,000)	Annual payroll (\$1,000)
NEW JERSEY—Con.					
62	Health care and social assistance—Con.				
621	Ambulatory health care services—Con.				
6214	Outpatient care centers—Con.				
62149	Other outpatient care centers—Con.				
621492	Kidney dialysis centers				
	All establishments	64	1 690	15 389	60 928
	Establishments with 1 to 4 employees	12	b	D	D
	Establishments with 5 to 9 employees	4	D	D	D
	Establishments with 10 to 19 employees	9	c	D	D
	Establishments with 20 to 49 employees	30	938	8 398	32 433
	Establishments with 50 to 99 employees	9	568	5 049	19 075
	Establishments with 100 to 249 employees	—	—	—	—
	Establishments with 250 to 499 employees	—	—	—	—
	Establishments with 500 to 999 employees	—	—	—	—
	Establishments with 1,000 employees or more	—	—	—	—
621493	Freestanding ambulatory surgical and emergency centers				
	All establishments	130	2 675	25 446	121 397
	Establishments with 1 to 4 employees	32	53	620	5 563
	Establishments with 5 to 9 employees	30	208	2 419	11 923
	Establishments with 10 to 19 employees	24	336	3 291	16 515
	Establishments with 20 to 49 employees	36	1 050	11 530	53 733
	Establishments with 50 to 99 employees	4	e	D	D
	Establishments with 100 to 249 employees	3	476	3 769	16 477
	Establishments with 250 to 499 employees	1	e	D	D
	Establishments with 500 to 999 employees	—	—	—	—
	Establishments with 1,000 employees or more	—	—	—	—
621498	All other outpatient care centers				
	All establishments	245	4 982	46 685	200 870
	Establishments with 1 to 4 employees	88	c	D	D
	Establishments with 5 to 9 employees	51	342	3 920	14 435
	Establishments with 10 to 19 employees	57	759	6 915	29 451
	Establishments with 20 to 49 employees	26	f	D	D
	Establishments with 50 to 99 employees	12	835	7 863	34 430
	Establishments with 100 to 249 employees	10	1 605	13 035	57 452
	Establishments with 250 to 499 employees	1	e	D	D
	Establishments with 500 to 999 employees	—	—	—	—
	Establishments with 1,000 employees or more	—	—	—	—
6215	Medical and diagnostic laboratories				
	All establishments	469	11 436	146 703	618 411
	Establishments with 1 to 4 employees	226	396	6 501	31 774
	Establishments with 5 to 9 employees	81	525	7 186	31 864
	Establishments with 10 to 19 employees	61	878	12 710	58 524
	Establishments with 20 to 49 employees	72	2 274	25 353	111 297
	Establishments with 50 to 99 employees	17	1 099	15 574	66 369
	Establishments with 100 to 249 employees	7	997	8 725	42 194
	Establishments with 250 to 499 employees	2	f	D	D
	Establishments with 500 to 999 employees	2	g	D	D
	Establishments with 1,000 employees or more	1	h	D	D
62151	Medical and diagnostic laboratories				
	All establishments	469	11 436	146 703	618 411
	Establishments with 1 to 4 employees	226	396	6 501	31 774
	Establishments with 5 to 9 employees	81	525	7 186	31 864
	Establishments with 10 to 19 employees	61	878	12 710	58 524
	Establishments with 20 to 49 employees	72	2 274	25 353	111 297
	Establishments with 50 to 99 employees	17	1 099	15 574	66 369
	Establishments with 100 to 249 employees	7	997	8 725	42 194
	Establishments with 250 to 499 employees	2	f	D	D
	Establishments with 500 to 999 employees	2	g	D	D
	Establishments with 1,000 employees or more	1	h	D	D
621511	Medical laboratories				
	All establishments	177	7 088	89 870	363 979
	Establishments with 1 to 4 employees	97	c	D	D
	Establishments with 5 to 9 employees	35	220	2 717	10 970
	Establishments with 10 to 19 employees	16	207	2 493	11 503
	Establishments with 20 to 49 employees	19	641	7 722	34 696
	Establishments with 50 to 99 employees	2	c	D	D
	Establishments with 100 to 249 employees	3	456	3 185	15 819
	Establishments with 250 to 499 employees	2	f	D	D
	Establishments with 500 to 999 employees	2	g	D	D
	Establishments with 1,000 employees or more	1	h	D	D
621512	Diagnostic imaging centers				
	All establishments	292	4 348	56 833	254 432
	Establishments with 1 to 4 employees	129	c	D	D
	Establishments with 5 to 9 employees	46	305	4 469	20 894
	Establishments with 10 to 19 employees	45	671	10 217	47 021
	Establishments with 20 to 49 employees	53	1 633	17 631	76 601
	Establishments with 50 to 99 employees	15	f	D	D
	Establishments with 100 to 249 employees	4	541	5 540	26 375
	Establishments with 250 to 499 employees	—	—	—	—
	Establishments with 500 to 999 employees	—	—	—	—

See footnotes at end of table.

Table 2. Establishments, Employees, and Payroll by Industry and Employment Size of Establishments for the State: 2004—Con.

[Excludes most government employees, railroad employees, and self-employed persons. Size class 1 to 4 employees includes establishments having payroll, but no employees, during mid-March pay period. For meaning of abbreviations and symbols, see introductory text. For explanation of terms, see Appendix A. For statement on reliability, see the note at the end of the table and Appendix C]

NAICS code	Geography, kind of business, and employment size class	Establishments (number)	Paid employees for pay period including March 12 (number)	First-quarter payroll (\$1,000)	Annual payroll (\$1,000)
	NEW JERSEY—Con.				
62	Health care and social assistance—Con.				
621	Ambulatory health care services—Con.				
6215	Medical and diagnostic laboratories—Con.				
62151	Medical and diagnostic laboratories—Con.				
621512	Diagnostic imaging centers—Con.				
	All establishments—Con.				
	Establishments with 1,000 employees or more	—	—	—	—
6216	Home health care services				
	All establishments	486	32 443	166 972	717 948
	Establishments with 1 to 4 employees	115	165	1 291	6 865
	Establishments with 5 to 9 employees	54	379	2 304	12 337
	Establishments with 10 to 19 employees	52	728	5 671	25 841
	Establishments with 20 to 49 employees	98	3 234	19 956	86 073
	Establishments with 50 to 99 employees	71	5 078	27 109	114 468
	Establishments with 100 to 249 employees	76	11 498	62 815	270 004
	Establishments with 250 to 499 employees	15	4 952	22 095	92 632
	Establishments with 500 to 999 employees	2	g	D	D
	Establishments with 1,000 employees or more	3	i	D	D
62161	Home health care services				
	All establishments	486	32 443	166 972	717 948
	Establishments with 1 to 4 employees	115	165	1 291	6 865
	Establishments with 5 to 9 employees	54	379	2 304	12 337
	Establishments with 10 to 19 employees	52	728	5 671	25 841
	Establishments with 20 to 49 employees	98	3 234	19 956	86 073
	Establishments with 50 to 99 employees	71	5 078	27 109	114 468
	Establishments with 100 to 249 employees	76	11 498	62 815	270 004
	Establishments with 250 to 499 employees	15	4 952	22 095	92 632
	Establishments with 500 to 999 employees	2	g	D	D
	Establishments with 1,000 employees or more	3	i	D	D
621610	Home health care services				
	All establishments	486	32 443	166 972	717 948
	Establishments with 1 to 4 employees	115	165	1 291	6 865
	Establishments with 5 to 9 employees	54	379	2 304	12 337
	Establishments with 10 to 19 employees	52	728	5 671	25 841
	Establishments with 20 to 49 employees	98	3 234	19 956	86 073
	Establishments with 50 to 99 employees	71	5 078	27 109	114 468
	Establishments with 100 to 249 employees	76	11 498	62 815	270 004
	Establishments with 250 to 499 employees	15	4 952	22 095	92 632
	Establishments with 500 to 999 employees	2	g	D	D
	Establishments with 1,000 employees or more	3	i	D	D
6219	Other ambulatory health care services				
	All establishments	244	7 189	64 473	264 724
	Establishments with 1 to 4 employees	80	144	1 067	6 160
	Establishments with 5 to 9 employees	55	358	2 088	9 455
	Establishments with 10 to 19 employees	40	562	3 650	15 258
	Establishments with 20 to 49 employees	31	g	D	D
	Establishments with 50 to 99 employees	17	g	D	D
	Establishments with 100 to 249 employees	17	2 519	23 009	97 377
	Establishments with 250 to 499 employees	4	1 492	15 996	64 692
	Establishments with 500 to 999 employees	—	—	—	—
	Establishments with 1,000 employees or more	—	—	—	—
62191	Ambulance services				
	All establishments	119	3 766	20 153	89 432
	Establishments with 1 to 4 employees	31	53	275	1 734
	Establishments with 5 to 9 employees	26	c	D	D
	Establishments with 10 to 19 employees	23	324	1 384	5 483
	Establishments with 20 to 49 employees	16	f	D	D
	Establishments with 50 to 99 employees	13	826	4 355	18 471
	Establishments with 100 to 249 employees	8	1 160	7 021	35 512
	Establishments with 250 to 499 employees	2	f	D	D
	Establishments with 500 to 999 employees	—	—	—	—
	Establishments with 1,000 employees or more	—	—	—	—
621910	Ambulance services				
	All establishments	119	3 766	20 153	89 432
	Establishments with 1 to 4 employees	31	53	275	1 734
	Establishments with 5 to 9 employees	26	c	D	D
	Establishments with 10 to 19 employees	23	324	1 384	5 483
	Establishments with 20 to 49 employees	16	f	D	D
	Establishments with 50 to 99 employees	13	826	4 355	18 471
	Establishments with 100 to 249 employees	8	1 160	7 021	35 512
	Establishments with 250 to 499 employees	2	f	D	D
	Establishments with 500 to 999 employees	—	—	—	—
	Establishments with 1,000 employees or more	—	—	—	—

See footnotes at end of table.

Table 2. Establishments, Employees, and Payroll by Industry and Employment Size of Establishments for the State: 2004—Con.

[Excludes most government employees, railroad employees, and self-employed persons. Size class 1 to 4 employees includes establishments having payroll, but no employees, during mid-March pay period. For meaning of abbreviations and symbols, see introductory text. For explanation of terms, see Appendix A. For statement on reliability, see the note at the end of the table and Appendix C]

NAICS code	Geography, kind of business, and employment size class	Establishments (number)	Paid employees for pay period including March 12 (number)	First-quarter payroll (\$1,000)	Annual payroll (\$1,000)
NEW JERSEY—Con.					
62	Health care and social assistance—Con.				
621	Ambulatory health care services—Con.				
6219	Other ambulatory health care services—Con.				
62199	All other ambulatory health care services				
	All establishments	125	3 423	44 320	175 292
	Establishments with 1 to 4 employees	49	91	792	4 426
	Establishments with 5 to 9 employees	29	c	D	D
	Establishments with 10 to 19 employees	17	238	2 266	9 775
	Establishments with 20 to 49 employees	15	480	6 008	26 304
	Establishments with 50 to 99 employees	4	e	D	D
	Establishments with 100 to 249 employees	9	1 359	15 988	61 865
	Establishments with 250 to 499 employees	2	f	D	D
	Establishments with 500 to 999 employees	—	—	—	—
	Establishments with 1,000 employees or more	—	—	—	—
62191	Blood and organ banks				
	All establishments	19	1 848	26 600	105 143
	Establishments with 1 to 4 employees	3	a	D	D
	Establishments with 5 to 9 employees	2	a	D	D
	Establishments with 10 to 19 employees	3	39	428	2 256
	Establishments with 20 to 49 employees	2	b	D	D
	Establishments with 50 to 99 employees	2	c	D	D
	Establishments with 100 to 249 employees	5	758	7 238	31 083
	Establishments with 250 to 499 employees	2	f	D	D
	Establishments with 500 to 999 employees	—	—	—	—
	Establishments with 1,000 employees or more	—	—	—	—
621999	All other miscellaneous ambulatory health care services				
	All establishments	106	1 575	17 720	70 149
	Establishments with 1 to 4 employees	46	b	D	D
	Establishments with 5 to 9 employees	27	c	D	D
	Establishments with 10 to 19 employees	14	199	1 838	7 519
	Establishments with 20 to 49 employees	13	e	D	D
	Establishments with 50 to 99 employees	2	c	D	D
	Establishments with 100 to 249 employees	4	601	8 750	30 782
	Establishments with 250 to 499 employees	—	—	—	—
	Establishments with 500 to 999 employees	—	—	—	—
	Establishments with 1,000 employees or more	—	—	—	—
622	Hospitals				
	All establishments	154	148 179	1 604 311	6 919 191
	Establishments with 1 to 4 employees	22	b	D	D
	Establishments with 5 to 9 employees	6	39	595	2 647
	Establishments with 10 to 19 employees	1	a	D	D
	Establishments with 20 to 49 employees	6	c	D	D
	Establishments with 50 to 99 employees	5	e	D	D
	Establishments with 100 to 249 employees	7	1 102	9 784	37 338
	Establishments with 250 to 499 employees	12	h	D	D
	Establishments with 500 to 999 employees	34	24 043	247 368	1 011 553
	Establishments with 1,000 employees or more	61	m	D	D
6221	General medical and surgical hospitals				
	All establishments	106	133 524	1 458 557	6 296 928
	Establishments with 1 to 4 employees	8	a	D	D
	Establishments with 5 to 9 employees	3	b	D	D
	Establishments with 10 to 19 employees	1	a	D	D
	Establishments with 20 to 49 employees	4	c	D	D
	Establishments with 50 to 99 employees	3	c	D	D
	Establishments with 100 to 249 employees	2	e	D	D
	Establishments with 250 to 499 employees	3	f	D	D
	Establishments with 500 to 999 employees	24	17 639	180 482	726 143
	Establishments with 1,000 employees or more	58	m	D	D
62211	General medical and surgical hospitals				
	All establishments	106	133 524	1 458 557	6 296 928
	Establishments with 1 to 4 employees	8	a	D	D
	Establishments with 5 to 9 employees	3	b	D	D
	Establishments with 10 to 19 employees	1	a	D	D
	Establishments with 20 to 49 employees	4	c	D	D
	Establishments with 50 to 99 employees	3	c	D	D
	Establishments with 100 to 249 employees	2	e	D	D
	Establishments with 250 to 499 employees	3	f	D	D
	Establishments with 500 to 999 employees	24	17 639	180 482	726 143
	Establishments with 1,000 employees or more	58	m	D	D
622110	General medical and surgical hospitals				
	All establishments	106	133 524	1 458 557	6 296 928
	Establishments with 1 to 4 employees	8	a	D	D
	Establishments with 5 to 9 employees	3	b	D	D
	Establishments with 10 to 19 employees	1	a	D	D
	Establishments with 20 to 49 employees	4	c	D	D
	Establishments with 50 to 99 employees	3	c	D	D
	Establishments with 100 to 249 employees	2	e	D	D
	Establishments with 250 to 499 employees	3	f	D	D
	Establishments with 500 to 999 employees	24	17 639	180 482	726 143
	Establishments with 1,000 employees or more	58	m	D	D

See footnotes at end of table.

Table 2. Establishments, Employees, and Payroll by Industry and Employment Size of Establishments for the State: 2004—Con.

[Excludes most government employees, railroad employees, and self-employed persons. Size class 1 to 4 employees includes establishments having payroll, but no employees, during mid-March pay period. For meaning of abbreviations and symbols, see introductory text. For explanation of terms, see Appendix A. For statement on reliability, see the note at the end of the table and Appendix C]

NAICS code	Geography, kind of business, and employment size class	Establishments (number)	Paid employees for pay period including March 12 (number)	First-quarter payroll (\$1,000)	Annual payroll (\$1,000)
	NEW JERSEY—Con.				
62	Health care and social assistance—Con.				
622	Hospitals—Con.				
6222	Psychiatric and substance abuse hospitals				
	All establishments	20	7 980	81 182	341 041
	Establishments with 1 to 4 employees	5	a	D	D
	Establishments with 5 to 9 employees	1	a	D	D
	Establishments with 10 to 19 employees	—	—	—	—
	Establishments with 20 to 49 employees	1	b	D	D
	Establishments with 50 to 99 employees	1	b	D	D
	Establishments with 100 to 249 employees	1	c	D	D
	Establishments with 250 to 499 employees	2	f	D	D
	Establishments with 500 to 999 employees	7	4 481	47 694	202 152
	Establishments with 1,000 employees or more	2	h	D	D
62221	Psychiatric and substance abuse hospitals				
	All establishments	20	7 980	81 182	341 041
	Establishments with 1 to 4 employees	5	a	D	D
	Establishments with 5 to 9 employees	1	a	D	D
	Establishments with 10 to 19 employees	—	—	—	—
	Establishments with 20 to 49 employees	1	b	D	D
	Establishments with 50 to 99 employees	1	b	D	D
	Establishments with 100 to 249 employees	1	c	D	D
	Establishments with 250 to 499 employees	2	f	D	D
	Establishments with 500 to 999 employees	7	4 481	47 694	202 152
	Establishments with 1,000 employees or more	2	h	D	D
622210	Psychiatric and substance abuse hospitals				
	All establishments	20	7 980	81 182	341 041
	Establishments with 1 to 4 employees	5	a	D	D
	Establishments with 5 to 9 employees	1	a	D	D
	Establishments with 10 to 19 employees	—	—	—	—
	Establishments with 20 to 49 employees	1	b	D	D
	Establishments with 50 to 99 employees	1	b	D	D
	Establishments with 100 to 249 employees	1	c	D	D
	Establishments with 250 to 499 employees	2	f	D	D
	Establishments with 500 to 999 employees	7	4 481	47 694	202 152
	Establishments with 1,000 employees or more	2	h	D	D
6223	Specialty (except psychiatric and substance abuse) hospitals				
	All establishments	28	6 675	64 572	281 222
	Establishments with 1 to 4 employees	9	a	D	D
	Establishments with 5 to 9 employees	2	a	D	D
	Establishments with 10 to 19 employees	—	—	—	—
	Establishments with 20 to 49 employees	1	b	D	D
	Establishments with 50 to 99 employees	1	b	D	D
	Establishments with 100 to 249 employees	4	f	D	D
	Establishments with 250 to 499 employees	7	2 786	26 492	117 359
	Establishments with 500 to 999 employees	3	1 923	19 192	83 258
	Establishments with 1,000 employees or more	1	g	D	D
62231	Specialty (except psychiatric and substance abuse) hospitals				
	All establishments	28	6 675	64 572	281 222
	Establishments with 1 to 4 employees	9	a	D	D
	Establishments with 5 to 9 employees	2	a	D	D
	Establishments with 10 to 19 employees	—	—	—	—
	Establishments with 20 to 49 employees	1	b	D	D
	Establishments with 50 to 99 employees	1	b	D	D
	Establishments with 100 to 249 employees	4	f	D	D
	Establishments with 250 to 499 employees	7	2 786	26 492	117 359
	Establishments with 500 to 999 employees	3	1 923	19 192	83 258
	Establishments with 1,000 employees or more	1	g	D	D
622310	Specialty (except psychiatric and substance abuse) hospitals				
	All establishments	28	6 675	64 572	281 222
	Establishments with 1 to 4 employees	9	a	D	D
	Establishments with 5 to 9 employees	2	a	D	D
	Establishments with 10 to 19 employees	—	—	—	—
	Establishments with 20 to 49 employees	1	b	D	D
	Establishments with 50 to 99 employees	1	b	D	D
	Establishments with 100 to 249 employees	4	f	D	D
	Establishments with 250 to 499 employees	7	2 786	26 492	117 359
	Establishments with 500 to 999 employees	3	1 923	19 192	83 258
	Establishments with 1,000 employees or more	1	g	D	D
623	Nursing and residential care facilities				
	All establishments	1 531	80 666	494 801	2 083 132
	Establishments with 1 to 4 employees	246	e	D	D
	Establishments with 5 to 9 employees	330	2 397	14 499	59 254
	Establishments with 10 to 19 employees	320	h	D	D
	Establishments with 20 to 49 employees	188	i	D	D
	Establishments with 50 to 99 employees	163	j	D	D
	Establishments with 100 to 249 employees	239	38 895	253 839	1 069 589
	Establishments with 250 to 499 employees	38	11 244	64 249	271 332
	Establishments with 500 to 999 employees	6	h	D	D
	Establishments with 1,000 employees or more	1	g	D	D

See footnotes at end of table.

Table 2. Establishments, Employees, and Payroll by Industry and Employment Size of Establishments for the State: 2004—Con.

[Excludes most government employees, railroad employees, and self-employed persons. Size class 1 to 4 employees includes establishments having payroll, but no employees, during mid-March pay period. For meaning of abbreviations and symbols, see introductory text. For explanation of terms, see Appendix A. For statement on reliability, see the note at the end of the table and Appendix C]

NAICS code	Geography, kind of business, and employment size class	Establishments (number)	Paid employees for pay period including March 12 (number)	First-quarter payroll (\$1,000)	Annual payroll (\$1,000)
	NEW JERSEY—Con.				
62	Health care and social assistance—Con.				
623	Nursing and residential care facilities—Con.				
6231	Nursing care facilities				
	All establishments	378	47 692	317 457	1 345 701
	Establishments with 1 to 4 employees	36	50	620	9 718
	Establishments with 5 to 9 employees	18	123	1 079	3 819
	Establishments with 10 to 19 employees	13	c	D	D
	Establishments with 20 to 49 employees	39	1 332	7 813	34 021
	Establishments with 50 to 99 employees	59	4 183	24 745	99 971
	Establishments with 100 to 249 employees	187	31 003	208 059	880 613
	Establishments with 250 to 499 employees	21	6 134	39 020	165 217
	Establishments with 500 to 999 employees	4	g	D	D
	Establishments with 1,000 employees or more	1	g	D	D
62311	Nursing care facilities				
	All establishments	378	47 692	317 457	1 345 701
	Establishments with 1 to 4 employees	36	50	620	9 718
	Establishments with 5 to 9 employees	18	123	1 079	3 819
	Establishments with 10 to 19 employees	13	c	D	D
	Establishments with 20 to 49 employees	39	1 332	7 813	34 021
	Establishments with 50 to 99 employees	59	4 183	24 745	99 971
	Establishments with 100 to 249 employees	187	31 003	208 059	880 613
	Establishments with 250 to 499 employees	21	6 134	39 020	165 217
	Establishments with 500 to 999 employees	4	g	D	D
	Establishments with 1,000 employees or more	1	g	D	D
623110	Nursing care facilities				
	All establishments	378	47 692	317 457	1 345 701
	Establishments with 1 to 4 employees	36	50	620	9 718
	Establishments with 5 to 9 employees	18	123	1 079	3 819
	Establishments with 10 to 19 employees	13	c	D	D
	Establishments with 20 to 49 employees	39	1 332	7 813	34 021
	Establishments with 50 to 99 employees	59	4 183	24 745	99 971
	Establishments with 100 to 249 employees	187	31 003	208 059	880 613
	Establishments with 250 to 499 employees	21	6 134	39 020	165 217
	Establishments with 500 to 999 employees	4	g	D	D
	Establishments with 1,000 employees or more	1	g	D	D
6232	Residential mental retardation, mental health and substance abuse facilities				
	All establishments	726	14 049	77 193	321 801
	Establishments with 1 to 4 employees	97	c	D	D
	Establishments with 5 to 9 employees	265	1 961	11 671	48 078
	Establishments with 10 to 19 employees	241	h	D	D
	Establishments with 20 to 49 employees	74	2 294	13 315	56 010
	Establishments with 50 to 99 employees	25	1 854	11 610	48 861
	Establishments with 100 to 249 employees	17	2 278	12 833	53 245
	Establishments with 250 to 499 employees	6	g	D	D
	Establishments with 500 to 999 employees	1	f	D	D
	Establishments with 1,000 employees or more	—	—	—	—
62321	Residential mental retardation facilities				
	All establishments	561	10 673	55 578	230 104
	Establishments with 1 to 4 employees	49	c	D	D
	Establishments with 5 to 9 employees	230	1 714	10 323	42 750
	Establishments with 10 to 19 employees	200	2 529	12 487	51 332
	Establishments with 20 to 49 employees	50	1 535	9 052	37 798
	Establishments with 50 to 99 employees	13	927	5 107	21 537
	Establishments with 100 to 249 employees	13	1 738	8 680	35 524
	Establishments with 250 to 499 employees	5	g	D	D
	Establishments with 500 to 999 employees	1	f	D	D
	Establishments with 1,000 employees or more	—	—	—	—
623210	Residential mental retardation facilities				
	All establishments	561	10 673	55 578	230 104
	Establishments with 1 to 4 employees	49	c	D	D
	Establishments with 5 to 9 employees	230	1 714	10 323	42 750
	Establishments with 10 to 19 employees	200	2 529	12 487	51 332
	Establishments with 20 to 49 employees	50	1 535	9 052	37 798
	Establishments with 50 to 99 employees	13	927	5 107	21 537
	Establishments with 100 to 249 employees	13	1 738	8 680	35 524
	Establishments with 250 to 499 employees	5	g	D	D
	Establishments with 500 to 999 employees	1	f	D	D
	Establishments with 1,000 employees or more	—	—	—	—
62322	Residential mental health and substance abuse facilities				
	All establishments	165	3 376	21 615	91 697
	Establishments with 1 to 4 employees	48	c	D	D
	Establishments with 5 to 9 employees	35	247	1 348	5 328
	Establishments with 10 to 19 employees	41	f	D	D
	Establishments with 20 to 49 employees	24	759	4 263	18 212
	Establishments with 50 to 99 employees	12	927	6 503	27 324
	Establishments with 100 to 249 employees	4	540	4 153	17 721
	Establishments with 250 to 499 employees	1	e	D	D
	Establishments with 500 to 999 employees	—	—	—	—
	Establishments with 1,000 employees or more	—	—	—	—

See footnotes at end of table.

Table 2. Establishments, Employees, and Payroll by Industry and Employment Size of Establishments for the State: 2004—Con.

[Excludes most government employees, railroad employees, and self-employed persons. Size class 1 to 4 employees includes establishments having payroll, but no employees, during mid-March pay period. For meaning of abbreviations and symbols, see introductory text. For explanation of terms, see Appendix A. For statement on reliability, see the note at the end of the table and Appendix C]

NAICS code	Geography, kind of business, and employment size class	Establishments (number)	Paid employees for pay period including March 12 (number)	First-quarter payroll (\$1,000)	Annual payroll (\$1,000)
NEW JERSEY—Con.					
62	Health care and social assistance—Con.				
623	Nursing and residential care facilities—Con.				
6232	Residential mental retardation, mental health and substance abuse facilities—Con.				
62322	Residential mental health and substance abuse facilities—Con.				
623220	Residential mental health and substance abuse facilities				
	All establishments	165	3 376	21 615	91 697
	Establishments with 1 to 4 employees	48	c	D	D
	Establishments with 5 to 9 employees	35	247	1 348	5 328
	Establishments with 10 to 19 employees	41	f	D	D
	Establishments with 20 to 49 employees	24	759	4 263	18 212
	Establishments with 50 to 99 employees	12	927	6 503	27 324
	Establishments with 100 to 249 employees	4	540	4 153	17 721
	Establishments with 250 to 499 employees	1	e	D	D
	Establishments with 500 to 999 employees	—	—	—	—
	Establishments with 1,000 employees or more	—	—	—	—
6233	Community care facilities for the elderly				
	All establishments	292	16 120	82 119	339 351
	Establishments with 1 to 4 employees	67	137	1 100	10 798
	Establishments with 5 to 9 employees	32	216	1 024	4 285
	Establishments with 10 to 19 employees	31	e	D	D
	Establishments with 20 to 49 employees	45	1 556	7 136	30 995
	Establishments with 50 to 99 employees	75	5 208	24 654	95 169
	Establishments with 100 to 249 employees	31	4 947	27 836	114 562
	Establishments with 250 to 499 employees	10	3 016	15 512	62 644
	Establishments with 500 to 999 employees	1	f	D	D
	Establishments with 1,000 employees or more	—	—	—	—
62331	Community care facilities for the elderly				
	All establishments	292	16 120	82 119	339 351
	Establishments with 1 to 4 employees	67	137	1 100	10 798
	Establishments with 5 to 9 employees	32	216	1 024	4 285
	Establishments with 10 to 19 employees	31	e	D	D
	Establishments with 20 to 49 employees	45	1 556	7 136	30 995
	Establishments with 50 to 99 employees	75	5 208	24 654	95 169
	Establishments with 100 to 249 employees	31	4 947	27 836	114 562
	Establishments with 250 to 499 employees	10	3 016	15 512	62 644
	Establishments with 500 to 999 employees	1	f	D	D
	Establishments with 1,000 employees or more	—	—	—	—
623311	Continuing care retirement communities				
	All establishments	90	8 794	46 401	197 361
	Establishments with 1 to 4 employees	12	30	247	1 025
	Establishments with 5 to 9 employees	7	47	237	1 028
	Establishments with 10 to 19 employees	5	b	D	D
	Establishments with 20 to 49 employees	14	470	2 099	9 177
	Establishments with 50 to 99 employees	22	1 534	6 879	28 730
	Establishments with 100 to 249 employees	21	3 633	21 653	90 704
	Establishments with 250 to 499 employees	8	g	D	D
	Establishments with 500 to 999 employees	1	f	D	D
	Establishments with 1,000 employees or more	—	—	—	—
623312	Homes for the elderly				
	All establishments	202	7 326	35 718	141 990
	Establishments with 1 to 4 employees	55	107	853	9 773
	Establishments with 5 to 9 employees	25	169	787	3 257
	Establishments with 10 to 19 employees	26	e	D	D
	Establishments with 20 to 49 employees	31	1 086	5 037	21 818
	Establishments with 50 to 99 employees	53	3 674	17 775	66 439
	Establishments with 100 to 249 employees	10	1 314	6 183	23 858
	Establishments with 250 to 499 employees	2	f	D	D
	Establishments with 500 to 999 employees	—	—	—	—
	Establishments with 1,000 employees or more	—	—	—	—
6239	Other residential care facilities				
	All establishments	135	2 805	18 032	76 279
	Establishments with 1 to 4 employees	46	b	D	D
	Establishments with 5 to 9 employees	15	97	725	3 072
	Establishments with 10 to 19 employees	35	f	D	D
	Establishments with 20 to 49 employees	30	f	D	D
	Establishments with 50 to 99 employees	4	e	D	D
	Establishments with 100 to 249 employees	4	667	5 111	21 169
	Establishments with 250 to 499 employees	1	e	D	D
	Establishments with 500 to 999 employees	—	—	—	—
	Establishments with 1,000 employees or more	—	—	—	—
62399	Other residential care facilities				
	All establishments	135	2 805	18 032	76 279
	Establishments with 1 to 4 employees	46	b	D	D
	Establishments with 5 to 9 employees	15	97	725	3 072
	Establishments with 10 to 19 employees	35	f	D	D
	Establishments with 20 to 49 employees	30	f	D	D
	Establishments with 50 to 99 employees	4	e	D	D
	Establishments with 100 to 249 employees	4	667	5 111	21 169
	Establishments with 250 to 499 employees	1	e	D	D
	Establishments with 500 to 999 employees	—	—	—	—
	Establishments with 1,000 employees or more	—	—	—	—

See footnotes at end of table.

Table 2. Establishments, Employees, and Payroll by Industry and Employment Size of Establishments for the State: 2004—Con.

[Excludes most government employees, railroad employees, and self-employed persons. Size class 1 to 4 employees includes establishments having payroll, but no employees, during mid-March pay period. For meaning of abbreviations and symbols, see introductory text. For explanation of terms, see Appendix A. For statement on reliability, see the note at the end of the table and Appendix C]

NAICS code	Geography, kind of business, and employment size class	Establishments (number)	Paid employees for pay period including March 12 (number)	First-quarter payroll (\$1,000)	Annual payroll (\$1,000)
	NEW JERSEY—Con.				
62	Health care and social assistance—Con.				
623	Nursing and residential care facilities—Con.				
6239	Other residential care facilities—Con.				
62399	Other residential care facilities—Con.				
	All establishments—Con.				
	Establishments with 500 to 999 employees	—	—	—	—
	Establishments with 1,000 employees or more	—	—	—	—
623990	Other residential care facilities				
	All establishments	135	2 805	18 032	76 279
	Establishments with 1 to 4 employees	46	b	D	D
	Establishments with 5 to 9 employees	15	97	725	3 072
	Establishments with 10 to 19 employees	35	f	D	D
	Establishments with 20 to 49 employees	30	f	D	D
	Establishments with 50 to 99 employees	4	e	D	D
	Establishments with 100 to 249 employees	4	667	5 111	21 169
	Establishments with 250 to 499 employees	1	e	D	D
	Establishments with 500 to 999 employees	—	—	—	—
	Establishments with 1,000 employees or more	—	—	—	—
624	Social assistance				
	All establishments	3 881	64 163	306 404	1 277 844
	Establishments with 1 to 4 employees	1 178	2 237	11 367	63 386
	Establishments with 5 to 9 employees	821	5 678	27 409	112 019
	Establishments with 10 to 19 employees	977	j	D	D
	Establishments with 20 to 49 employees	720	21 067	97 541	410 760
	Establishments with 50 to 99 employees	120	i	D	D
	Establishments with 100 to 249 employees	48	6 978	34 737	146 576
	Establishments with 250 to 499 employees	13	h	D	D
	Establishments with 500 to 999 employees	4	g	D	D
	Establishments with 1,000 employees or more	—	—	—	—
6241	Individual and family services				
	All establishments	1 180	20 503	113 153	473 881
	Establishments with 1 to 4 employees	487	f	D	D
	Establishments with 5 to 9 employees	220	1 519	9 156	38 384
	Establishments with 10 to 19 employees	224	h	D	D
	Establishments with 20 to 49 employees	171	5 229	29 051	121 069
	Establishments with 50 to 99 employees	47	3 197	18 494	75 578
	Establishments with 100 to 249 employees	23	3 385	20 094	83 769
	Establishments with 250 to 499 employees	7	h	D	D
	Establishments with 500 to 999 employees	1	f	D	D
	Establishments with 1,000 employees or more	—	—	—	—
62411	Child and youth services				
	All establishments	207	3 227	18 346	78 198
	Establishments with 1 to 4 employees	84	c	D	D
	Establishments with 5 to 9 employees	39	e	D	D
	Establishments with 10 to 19 employees	36	e	D	D
	Establishments with 20 to 49 employees	35	1 098	5 860	24 472
	Establishments with 50 to 99 employees	9	602	3 433	13 838
	Establishments with 100 to 249 employees	3	341	2 431	10 532
	Establishments with 250 to 499 employees	1	e	D	D
	Establishments with 500 to 999 employees	—	—	—	—
	Establishments with 1,000 employees or more	—	—	—	—
624110	Child and youth services				
	All establishments	207	3 227	18 346	78 198
	Establishments with 1 to 4 employees	84	c	D	D
	Establishments with 5 to 9 employees	39	e	D	D
	Establishments with 10 to 19 employees	36	e	D	D
	Establishments with 20 to 49 employees	35	1 098	5 860	24 472
	Establishments with 50 to 99 employees	9	602	3 433	13 838
	Establishments with 100 to 249 employees	3	341	2 431	10 532
	Establishments with 250 to 499 employees	1	e	D	D
	Establishments with 500 to 999 employees	—	—	—	—
	Establishments with 1,000 employees or more	—	—	—	—
62412	Services for the elderly and persons with disabilities				
	All establishments	330	7 109	36 852	154 632
	Establishments with 1 to 4 employees	99	c	D	D
	Establishments with 5 to 9 employees	55	e	D	D
	Establishments with 10 to 19 employees	82	g	D	D
	Establishments with 20 to 49 employees	66	2 041	9 515	39 832
	Establishments with 50 to 99 employees	16	1 055	5 626	23 956
	Establishments with 100 to 249 employees	10	1 688	8 609	36 687
	Establishments with 250 to 499 employees	2	f	D	D
	Establishments with 500 to 999 employees	—	—	—	—
	Establishments with 1,000 employees or more	—	—	—	—

See footnotes at end of table.

Table 2. Establishments, Employees, and Payroll by Industry and Employment Size of Establishments for the State: 2004—Con.

[Excludes most government employees, railroad employees, and self-employed persons. Size class 1 to 4 employees includes establishments having payroll, but no employees, during mid-March pay period. For meaning of abbreviations and symbols, see introductory text. For explanation of terms, see Appendix A. For statement on reliability, see the note at the end of the table and Appendix C]

NAICS code	Geography, kind of business, and employment size class	Establishments (number)	Paid employees for pay period including March 12 (number)	First-quarter payroll (\$1,000)	Annual payroll (\$1,000)
NEW JERSEY—Con.					
62	Health care and social assistance—Con.				
624	Social assistance—Con.				
6241	Individual and family services—Con.				
62412	Services for the elderly and persons with disabilities—Con.				
624120	Services for the elderly and persons with disabilities				
	All establishments	330	7 109	36 852	154 632
	Establishments with 1 to 4 employees	99	c	D	D
	Establishments with 5 to 9 employees	55	e	D	D
	Establishments with 10 to 19 employees	82	g	D	D
	Establishments with 20 to 49 employees	66	2 041	9 515	39 832
	Establishments with 50 to 99 employees	16	1 055	5 626	23 956
	Establishments with 100 to 249 employees	10	1 688	8 609	36 687
	Establishments with 250 to 499 employees	2	f	D	D
	Establishments with 500 to 999 employees	—	—	—	—
	Establishments with 1,000 employees or more	—	—	—	—
62419	Other individual and family services				
	All establishments	643	10 167	57 955	241 051
	Establishments with 1 to 4 employees	304	f	D	D
	Establishments with 5 to 9 employees	126	888	5 617	23 304
	Establishments with 10 to 19 employees	106	1 494	9 223	39 501
	Establishments with 20 to 49 employees	70	2 090	13 676	56 765
	Establishments with 50 to 99 employees	22	1 540	9 435	37 784
	Establishments with 100 to 249 employees	10	1 356	9 054	36 550
	Establishments with 250 to 499 employees	4	g	D	D
	Establishments with 500 to 999 employees	1	f	D	D
	Establishments with 1,000 employees or more	—	—	—	—
624190	Other individual and family services				
	All establishments	643	10 167	57 955	241 051
	Establishments with 1 to 4 employees	304	f	D	D
	Establishments with 5 to 9 employees	126	888	5 617	23 304
	Establishments with 10 to 19 employees	106	1 494	9 223	39 501
	Establishments with 20 to 49 employees	70	2 090	13 676	56 765
	Establishments with 50 to 99 employees	22	1 540	9 435	37 784
	Establishments with 100 to 249 employees	10	1 356	9 054	36 550
	Establishments with 250 to 499 employees	4	g	D	D
	Establishments with 500 to 999 employees	1	f	D	D
	Establishments with 1,000 employees or more	—	—	—	—
6242	Community food and housing, and emergency and other relief services				
	All establishments	259	4 124	26 656	103 045
	Establishments with 1 to 4 employees	99	c	D	D
	Establishments with 5 to 9 employees	54	371	2 247	10 010
	Establishments with 10 to 19 employees	56	f	D	D
	Establishments with 20 to 49 employees	36	1 125	6 215	25 953
	Establishments with 50 to 99 employees	11	f	D	D
	Establishments with 100 to 249 employees	1	c	D	D
	Establishments with 250 to 499 employees	1	e	D	D
	Establishments with 500 to 999 employees	1	f	D	D
	Establishments with 1,000 employees or more	—	—	—	—
62421	Community food services				
	All establishments	55	669	3 323	14 256
	Establishments with 1 to 4 employees	30	b	D	D
	Establishments with 5 to 9 employees	8	54	268	1 126
	Establishments with 10 to 19 employees	9	c	D	D
	Establishments with 20 to 49 employees	5	c	D	D
	Establishments with 50 to 99 employees	2	c	D	D
	Establishments with 100 to 249 employees	1	c	D	D
	Establishments with 250 to 499 employees	—	—	—	—
	Establishments with 500 to 999 employees	—	—	—	—
	Establishments with 1,000 employees or more	—	—	—	—
624210	Community food services				
	All establishments	55	669	3 323	14 256
	Establishments with 1 to 4 employees	30	b	D	D
	Establishments with 5 to 9 employees	8	54	268	1 126
	Establishments with 10 to 19 employees	9	c	D	D
	Establishments with 20 to 49 employees	5	c	D	D
	Establishments with 50 to 99 employees	2	c	D	D
	Establishments with 100 to 249 employees	1	c	D	D
	Establishments with 250 to 499 employees	—	—	—	—
	Establishments with 500 to 999 employees	—	—	—	—
	Establishments with 1,000 employees or more	—	—	—	—
62422	Community housing services				
	All establishments	166	3 074	21 134	79 887
	Establishments with 1 to 4 employees	54	c	D	D
	Establishments with 5 to 9 employees	34	c	D	D
	Establishments with 10 to 19 employees	40	f	D	D
	Establishments with 20 to 49 employees	29	f	D	D
	Establishments with 50 to 99 employees	7	e	D	D
	Establishments with 100 to 249 employees	—	—	—	—
	Establishments with 250 to 499 employees	1	e	D	D

See footnotes at end of table.

Table 2. Establishments, Employees, and Payroll by Industry and Employment Size of Establishments for the State: 2004—Con.

[Excludes most government employees, railroad employees, and self-employed persons. Size class 1 to 4 employees includes establishments having payroll, but no employees, during mid-March pay period. For meaning of abbreviations and symbols, see introductory text. For explanation of terms, see Appendix A. For statement on reliability, see the note at the end of the table and Appendix C]

NAICS code	Geography, kind of business, and employment size class	Establishments (number)	Paid employees for pay period including March 12 (number)	First-quarter payroll (\$1,000)	Annual payroll (\$1,000)
	NEW JERSEY—Con.				
62	Health care and social assistance—Con.				
624	Social assistance—Con.				
6242	Community food and housing, and emergency and other relief services—Con.				
62422	Community housing services—Con.				
	All establishments—Con.				
	Establishments with 500 to 999 employees	1	f	D	D
	Establishments with 1,000 employees or more	—	—	—	—
624221	Temporary shelters				
	All establishments	83	1 661	10 496	42 721
	Establishments with 1 to 4 employees	15	b	D	D
	Establishments with 5 to 9 employees	15	c	D	D
	Establishments with 10 to 19 employees	23	e	D	D
	Establishments with 20 to 49 employees	23	735	4 021	16 606
	Establishments with 50 to 99 employees	7	e	D	D
	Establishments with 100 to 249 employees	—	—	—	—
	Establishments with 250 to 499 employees	—	—	—	—
	Establishments with 500 to 999 employees	—	—	—	—
	Establishments with 1,000 employees or more	—	—	—	—
624229	Other community housing services				
	All establishments	83	1 413	10 638	37 166
	Establishments with 1 to 4 employees	39	b	D	D
	Establishments with 5 to 9 employees	19	119	925	3 835
	Establishments with 10 to 19 employees	17	c	D	D
	Establishments with 20 to 49 employees	6	c	D	D
	Establishments with 50 to 99 employees	—	—	—	—
	Establishments with 100 to 249 employees	—	—	—	—
	Establishments with 250 to 499 employees	1	e	D	D
	Establishments with 500 to 999 employees	1	f	D	D
	Establishments with 1,000 employees or more	—	—	—	—
62423	Emergency and other relief services				
	All establishments	38	381	2 199	8 902
	Establishments with 1 to 4 employees	15	35	243	867
	Establishments with 5 to 9 employees	12	b	D	D
	Establishments with 10 to 19 employees	7	c	D	D
	Establishments with 20 to 49 employees	2	b	D	D
	Establishments with 50 to 99 employees	2	c	D	D
	Establishments with 100 to 249 employees	—	—	—	—
	Establishments with 250 to 499 employees	—	—	—	—
	Establishments with 500 to 999 employees	—	—	—	—
	Establishments with 1,000 employees or more	—	—	—	—
624230	Emergency and other relief services				
	All establishments	38	381	2 199	8 902
	Establishments with 1 to 4 employees	15	35	243	867
	Establishments with 5 to 9 employees	12	b	D	D
	Establishments with 10 to 19 employees	7	c	D	D
	Establishments with 20 to 49 employees	2	b	D	D
	Establishments with 50 to 99 employees	2	c	D	D
	Establishments with 100 to 249 employees	—	—	—	—
	Establishments with 250 to 499 employees	—	—	—	—
	Establishments with 500 to 999 employees	—	—	—	—
	Establishments with 1,000 employees or more	—	—	—	—
6243	Vocational rehabilitation services				
	All establishments	139	7 014	26 644	112 622
	Establishments with 1 to 4 employees	25	b	D	D
	Establishments with 5 to 9 employees	25	163	1 648	6 322
	Establishments with 10 to 19 employees	26	e	D	D
	Establishments with 20 to 49 employees	28	817	3 613	16 170
	Establishments with 50 to 99 employees	15	1 022	5 457	22 847
	Establishments with 100 to 249 employees	14	g	D	D
	Establishments with 250 to 499 employees	4	g	D	D
	Establishments with 500 to 999 employees	2	g	D	D
	Establishments with 1,000 employees or more	—	—	—	—
62431	Vocational rehabilitation services				
	All establishments	139	7 014	26 644	112 622
	Establishments with 1 to 4 employees	25	b	D	D
	Establishments with 5 to 9 employees	25	163	1 648	6 322
	Establishments with 10 to 19 employees	26	e	D	D
	Establishments with 20 to 49 employees	28	817	3 613	16 170
	Establishments with 50 to 99 employees	15	1 022	5 457	22 847
	Establishments with 100 to 249 employees	14	g	D	D
	Establishments with 250 to 499 employees	4	g	D	D
	Establishments with 500 to 999 employees	2	g	D	D
	Establishments with 1,000 employees or more	—	—	—	—

See footnotes at end of table.

Table 2. Establishments, Employees, and Payroll by Industry and Employment Size of Establishments for the State: 2004—Con.

[Excludes most government employees, railroad employees, and self-employed persons. Size class 1 to 4 employees includes establishments having payroll, but no employees, during mid-March pay period. For meaning of abbreviations and symbols, see introductory text. For explanation of terms, see Appendix A. For statement on reliability, see the note at the end of the table and Appendix C]

NAICS code	Geography, kind of business, and employment size class	Establishments (number)	Paid employees for pay period including March 12 (number)	First-quarter payroll (\$1,000)	Annual payroll (\$1,000)
NEW JERSEY—Con.					
62	Health care and social assistance—Con.				
624	Social assistance—Con.				
6243	Vocational rehabilitation services—Con.				
62431	Vocational rehabilitation services—Con.				
624310	Vocational rehabilitation services				
	All establishments	139	7 014	26 644	112 622
	Establishments with 1 to 4 employees	25	b	D	D
	Establishments with 5 to 9 employees	25	163	1 648	6 322
	Establishments with 10 to 19 employees	26	e	D	D
	Establishments with 20 to 49 employees	28	817	3 613	16 170
	Establishments with 50 to 99 employees	15	1 022	5 457	22 847
	Establishments with 100 to 249 employees	14	g	D	D
	Establishments with 250 to 499 employees	4	g	D	D
	Establishments with 500 to 999 employees	2	g	D	D
	Establishments with 1,000 employees or more	—	—	—	—
6244	Child day care services				
	All establishments	2 303	32 522	139 951	588 296
	Establishments with 1 to 4 employees	567	1 028	3 953	25 989
	Establishments with 5 to 9 employees	522	3 625	14 358	57 303
	Establishments with 10 to 19 employees	671	9 188	38 078	153 465
	Establishments with 20 to 49 employees	485	13 896	58 662	247 568
	Establishments with 50 to 99 employees	47	3 222	15 924	65 248
	Establishments with 100 to 249 employees	10	g	D	D
	Establishments with 250 to 499 employees	1	e	D	D
	Establishments with 500 to 999 employees	—	—	—	—
	Establishments with 1,000 employees or more	—	—	—	—
62441	Child day care services				
	All establishments	2 303	32 522	139 951	588 296
	Establishments with 1 to 4 employees	567	1 028	3 953	25 989
	Establishments with 5 to 9 employees	522	3 625	14 358	57 303
	Establishments with 10 to 19 employees	671	9 188	38 078	153 465
	Establishments with 20 to 49 employees	485	13 896	58 662	247 568
	Establishments with 50 to 99 employees	47	3 222	15 924	65 248
	Establishments with 100 to 249 employees	10	g	D	D
	Establishments with 250 to 499 employees	1	e	D	D
	Establishments with 500 to 999 employees	—	—	—	—
	Establishments with 1,000 employees or more	—	—	—	—
624410	Child day care services				
	All establishments	2 303	32 522	139 951	588 296
	Establishments with 1 to 4 employees	567	1 028	3 953	25 989
	Establishments with 5 to 9 employees	522	3 625	14 358	57 303
	Establishments with 10 to 19 employees	671	9 188	38 078	153 465
	Establishments with 20 to 49 employees	485	13 896	58 662	247 568
	Establishments with 50 to 99 employees	47	3 222	15 924	65 248
	Establishments with 100 to 249 employees	10	g	D	D
	Establishments with 250 to 499 employees	1	e	D	D
	Establishments with 500 to 999 employees	—	—	—	—
	Establishments with 1,000 employees or more	—	—	—	—
71	Arts, entertainment, and recreation				
	All establishments	3 500	45 141	306 657	1 279 647
	Establishments with 1 to 4 employees	2 071	2 638	19 328	168 487
	Establishments with 5 to 9 employees	537	3 572	15 999	81 596
	Establishments with 10 to 19 employees	349	4 742	19 917	102 592
	Establishments with 20 to 49 employees	326	10 289	42 351	209 575
	Establishments with 50 to 99 employees	146	9 835	39 600	210 832
	Establishments with 100 to 249 employees	55	7 791	116 537	384 868
	Establishments with 250 to 499 employees	14	h	D	D
	Establishments with 500 to 999 employees	1	f	D	D
	Establishments with 1,000 employees or more	1	g	D	D
711	Performing arts, spectator sports, and related industries				
	All establishments	954	6 940	161 285	496 940
	Establishments with 1 to 4 employees	719	917	11 043	62 730
	Establishments with 5 to 9 employees	115	757	4 619	21 547
	Establishments with 10 to 19 employees	58	750	5 087	27 099
	Establishments with 20 to 49 employees	37	1 108	7 596	32 524
	Establishments with 50 to 99 employees	9	f	D	D
	Establishments with 100 to 249 employees	14	2 134	93 522	282 087
	Establishments with 250 to 499 employees	2	f	D	D
	Establishments with 500 to 999 employees	—	—	—	—
	Establishments with 1,000 employees or more	—	—	—	—
7111	Performing arts companies				
	All establishments	241	2 309	10 835	54 827
	Establishments with 1 to 4 employees	162	266	1 721	11 779
	Establishments with 5 to 9 employees	38	254	900	3 954
	Establishments with 10 to 19 employees	19	e	D	D
	Establishments with 20 to 49 employees	13	e	D	D
	Establishments with 50 to 99 employees	3	c	D	D
	Establishments with 100 to 249 employees	6	f	D	D
	Establishments with 250 to 499 employees	—	—	—	—
	Establishments with 500 to 999 employees	—	—	—	—
	Establishments with 1,000 employees or more	—	—	—	—

See footnotes at end of table.

Table 2. Establishments, Employees, and Payroll by Industry and Employment Size of Establishments for the State: 2004—Con.

[Excludes most government employees, railroad employees, and self-employed persons. Size class 1 to 4 employees includes establishments having payroll, but no employees, during mid-March pay period. For meaning of abbreviations and symbols, see introductory text. For explanation of terms, see Appendix A. For statement on reliability, see the note at the end of the table and Appendix C]

NAICS code	Geography, kind of business, and employment size class	Establishments (number)	Paid employees for pay period including March 12 (number)	First-quarter payroll (\$1,000)	Annual payroll (\$1,000)
71	NEW JERSEY—Con.				
	Arts, entertainment, and recreation—Con.				
711	Performing arts, spectator sports, and related industries—Con.				
7111	Performing arts companies—Con.				
71111	Theater companies and dinner theaters				
	All establishments	92	1 275	5 723	30 308
	Establishments with 1 to 4 employees	52	87	522	2 806
	Establishments with 5 to 9 employees	15	c	D	D
	Establishments with 10 to 19 employees	10	136	660	5 738
	Establishments with 20 to 49 employees	11	e	D	D
	Establishments with 50 to 99 employees	—	—	—	—
	Establishments with 100 to 249 employees	4	623	3 111	14 806
	Establishments with 250 to 499 employees	—	—	—	—
	Establishments with 500 to 999 employees	—	—	—	—
	Establishments with 1,000 employees or more	—	—	—	—
71110	Theater companies and dinner theaters				
	All establishments	92	1 275	5 723	30 308
	Establishments with 1 to 4 employees	52	87	522	2 806
	Establishments with 5 to 9 employees	15	c	D	D
	Establishments with 10 to 19 employees	10	136	660	5 738
	Establishments with 20 to 49 employees	11	e	D	D
	Establishments with 50 to 99 employees	—	—	—	—
	Establishments with 100 to 249 employees	4	623	3 111	14 806
	Establishments with 250 to 499 employees	—	—	—	—
	Establishments with 500 to 999 employees	—	—	—	—
	Establishments with 1,000 employees or more	—	—	—	—
71112	Dance companies				
	All establishments	14	95	400	1 492
	Establishments with 1 to 4 employees	9	b	D	D
	Establishments with 5 to 9 employees	4	b	D	D
	Establishments with 10 to 19 employees	—	—	—	—
	Establishments with 20 to 49 employees	1	b	D	D
	Establishments with 50 to 99 employees	—	—	—	—
	Establishments with 100 to 249 employees	—	—	—	—
	Establishments with 250 to 499 employees	—	—	—	—
	Establishments with 500 to 999 employees	—	—	—	—
	Establishments with 1,000 employees or more	—	—	—	—
711120	Dance companies				
	All establishments	14	95	400	1 492
	Establishments with 1 to 4 employees	9	b	D	D
	Establishments with 5 to 9 employees	4	b	D	D
	Establishments with 10 to 19 employees	—	—	—	—
	Establishments with 20 to 49 employees	1	b	D	D
	Establishments with 50 to 99 employees	—	—	—	—
	Establishments with 100 to 249 employees	—	—	—	—
	Establishments with 250 to 499 employees	—	—	—	—
	Establishments with 500 to 999 employees	—	—	—	—
	Establishments with 1,000 employees or more	—	—	—	—
71113	Musical groups and artists				
	All establishments	119	860	4 452	21 805
	Establishments with 1 to 4 employees	91	146	988	8 091
	Establishments with 5 to 9 employees	16	c	D	D
	Establishments with 10 to 19 employees	7	b	D	D
	Establishments with 20 to 49 employees	—	—	—	—
	Establishments with 50 to 99 employees	3	c	D	D
	Establishments with 100 to 249 employees	2	e	D	D
	Establishments with 250 to 499 employees	—	—	—	—
	Establishments with 500 to 999 employees	—	—	—	—
	Establishments with 1,000 employees or more	—	—	—	—
711130	Musical groups and artists				
	All establishments	119	860	4 452	21 805
	Establishments with 1 to 4 employees	91	146	988	8 091
	Establishments with 5 to 9 employees	16	c	D	D
	Establishments with 10 to 19 employees	7	b	D	D
	Establishments with 20 to 49 employees	—	—	—	—
	Establishments with 50 to 99 employees	3	c	D	D
	Establishments with 100 to 249 employees	2	e	D	D
	Establishments with 250 to 499 employees	—	—	—	—
	Establishments with 500 to 999 employees	—	—	—	—
	Establishments with 1,000 employees or more	—	—	—	—
71119	Other performing arts companies				
	All establishments	16	79	260	1 222
	Establishments with 1 to 4 employees	10	a	D	D
	Establishments with 5 to 9 employees	3	b	D	D
	Establishments with 10 to 19 employees	2	b	D	D
	Establishments with 20 to 49 employees	1	b	D	D
	Establishments with 50 to 99 employees	—	—	—	—
	Establishments with 100 to 249 employees	—	—	—	—
	Establishments with 250 to 499 employees	—	—	—	—
	Establishments with 500 to 999 employees	—	—	—	—
	Establishments with 1,000 employees or more	—	—	—	—

See footnotes at end of table.

Table 2. Establishments, Employees, and Payroll by Industry and Employment Size of Establishments for the State: 2004—Con.

[Excludes most government employees, railroad employees, and self-employed persons. Size class 1 to 4 employees includes establishments having payroll, but no employees, during mid-March pay period. For meaning of abbreviations and symbols, see introductory text. For explanation of terms, see Appendix A. For statement on reliability, see the note at the end of the table and Appendix C]

NAICS code	Geography, kind of business, and employment size class	Establishments (number)	Paid employees for pay period including March 12 (number)	First-quarter payroll (\$1,000)	Annual payroll (\$1,000)
	NEW JERSEY—Con.				
71	Arts, entertainment, and recreation—Con.				
711	Performing arts, spectator sports, and related industries—Con.				
7111	Performing arts companies—Con.				
71119	Other performing arts companies—Con.				
711190	Other performing arts companies				
	All establishments	16	79	260	1 222
	Establishments with 1 to 4 employees	10	a	D	D
	Establishments with 5 to 9 employees	3	b	D	D
	Establishments with 10 to 19 employees	2	b	D	D
	Establishments with 20 to 49 employees	1	b	D	D
	Establishments with 50 to 99 employees	—	—	—	—
	Establishments with 100 to 249 employees	—	—	—	—
	Establishments with 250 to 499 employees	—	—	—	—
	Establishments with 500 to 999 employees	—	—	—	—
	Establishments with 1,000 employees or more	—	—	—	—
7112	Spectator sports				
	All establishments	127	1 745	124 491	321 415
	Establishments with 1 to 4 employees	76	97	495	2 898
	Establishments with 5 to 9 employees	24	154	1 007	6 115
	Establishments with 10 to 19 employees	10	129	972	5 247
	Establishments with 20 to 49 employees	11	e	D	D
	Establishments with 50 to 99 employees	—	—	—	—
	Establishments with 100 to 249 employees	5	791	84 393	242 480
	Establishments with 250 to 499 employees	1	e	D	D
	Establishments with 500 to 999 employees	—	—	—	—
	Establishments with 1,000 employees or more	—	—	—	—
71121	Spectator sports				
	All establishments	127	1 745	124 491	321 415
	Establishments with 1 to 4 employees	76	97	495	2 898
	Establishments with 5 to 9 employees	24	154	1 007	6 115
	Establishments with 10 to 19 employees	10	129	972	5 247
	Establishments with 20 to 49 employees	11	e	D	D
	Establishments with 50 to 99 employees	—	—	—	—
	Establishments with 100 to 249 employees	5	791	84 393	242 480
	Establishments with 250 to 499 employees	1	e	D	D
	Establishments with 500 to 999 employees	—	—	—	—
	Establishments with 1,000 employees or more	—	—	—	—
711211	Sports teams and clubs				
	All establishments	28	1 147	122 020	308 524
	Establishments with 1 to 4 employees	10	11	39	603
	Establishments with 5 to 9 employees	3	b	D	D
	Establishments with 10 to 19 employees	4	50	519	2 627
	Establishments with 20 to 49 employees	6	c	D	D
	Establishments with 50 to 99 employees	—	—	—	—
	Establishments with 100 to 249 employees	4	f	D	D
	Establishments with 250 to 499 employees	1	e	D	D
	Establishments with 500 to 999 employees	—	—	—	—
	Establishments with 1,000 employees or more	—	—	—	—
711212	Racetracks				
	All establishments	10	207	273	2 686
	Establishments with 1 to 4 employees	7	5	22	204
	Establishments with 5 to 9 employees	1	a	D	D
	Establishments with 10 to 19 employees	—	—	—	—
	Establishments with 20 to 49 employees	1	b	D	D
	Establishments with 50 to 99 employees	—	—	—	—
	Establishments with 100 to 249 employees	1	c	D	D
	Establishments with 250 to 499 employees	—	—	—	—
	Establishments with 500 to 999 employees	—	—	—	—
	Establishments with 1,000 employees or more	—	—	—	—
711219	Other spectator sports				
	All establishments	89	391	2 198	10 205
	Establishments with 1 to 4 employees	59	81	434	2 091
	Establishments with 5 to 9 employees	20	c	D	D
	Establishments with 10 to 19 employees	6	79	453	2 620
	Establishments with 20 to 49 employees	4	c	D	D
	Establishments with 50 to 99 employees	—	—	—	—
	Establishments with 100 to 249 employees	—	—	—	—
	Establishments with 250 to 499 employees	—	—	—	—
	Establishments with 500 to 999 employees	—	—	—	—
	Establishments with 1,000 employees or more	—	—	—	—
7113	Promoters of performing arts, sports, and similar events				
	All establishments	133	1 293	7 884	36 576
	Establishments with 1 to 4 employees	92	123	1 475	6 907
	Establishments with 5 to 9 employees	20	132	967	4 262
	Establishments with 10 to 19 employees	11	143	1 179	6 514
	Establishments with 20 to 49 employees	6	213	1 074	5 006
	Establishments with 50 to 99 employees	2	c	D	D
	Establishments with 100 to 249 employees	1	e	D	D
	Establishments with 250 to 499 employees	1	e	D	D
	Establishments with 500 to 999 employees	—	—	—	—

See footnotes at end of table.

Table 2. Establishments, Employees, and Payroll by Industry and Employment Size of Establishments for the State: 2004—Con.

[Excludes most government employees, railroad employees, and self-employed persons. Size class 1 to 4 employees includes establishments having payroll, but no employees, during mid-March pay period. For meaning of abbreviations and symbols, see introductory text. For explanation of terms, see Appendix A. For statement on reliability, see the note at the end of the table and Appendix C]

NAICS code	Geography, kind of business, and employment size class	Establishments (number)	Paid employees for pay period including March 12 (number)	First-quarter payroll (\$1,000)	Annual payroll (\$1,000)
	NEW JERSEY—Con.				
71	Arts, entertainment, and recreation—Con.				
711	Performing arts, spectator sports, and related industries—Con.				
7113	Promoters of performing arts, sports, and similar events—Con.				
	All establishments—Con.				
	Establishments with 1,000 employees or more	—	—	—	—
71131	Promoters of performing arts, sports, and similar events with facilities				
	All establishments	43	976	5 175	23 513
	Establishments with 1 to 4 employees	20	21	178	1 010
	Establishments with 5 to 9 employees	8	b	D	D
	Establishments with 10 to 19 employees	6	85	684	3 027
	Establishments with 20 to 49 employees	6	213	1 074	5 006
	Establishments with 50 to 99 employees	1	b	D	D
	Establishments with 100 to 249 employees	1	c	D	D
	Establishments with 250 to 499 employees	1	e	D	D
	Establishments with 500 to 999 employees	—	—	—	—
	Establishments with 1,000 employees or more	—	—	—	—
711310	Promoters of performing arts, sports, and similar events with facilities				
	All establishments	43	976	5 175	23 513
	Establishments with 1 to 4 employees	20	21	178	1 010
	Establishments with 5 to 9 employees	8	b	D	D
	Establishments with 10 to 19 employees	6	85	684	3 027
	Establishments with 20 to 49 employees	6	213	1 074	5 006
	Establishments with 50 to 99 employees	1	b	D	D
	Establishments with 100 to 249 employees	1	c	D	D
	Establishments with 250 to 499 employees	1	e	D	D
	Establishments with 500 to 999 employees	—	—	—	—
	Establishments with 1,000 employees or more	—	—	—	—
71132	Promoters of performing arts, sports, and similar events without facilities				
	All establishments	90	317	2 709	13 063
	Establishments with 1 to 4 employees	72	102	1 297	5 897
	Establishments with 5 to 9 employees	12	b	D	D
	Establishments with 10 to 19 employees	5	58	495	3 487
	Establishments with 20 to 49 employees	—	—	—	—
	Establishments with 50 to 99 employees	1	b	D	D
	Establishments with 100 to 249 employees	—	—	—	—
	Establishments with 250 to 499 employees	—	—	—	—
	Establishments with 500 to 999 employees	—	—	—	—
	Establishments with 1,000 employees or more	—	—	—	—
711320	Promoters of performing arts, sports, and similar events without facilities				
	All establishments	90	317	2 709	13 063
	Establishments with 1 to 4 employees	72	102	1 297	5 897
	Establishments with 5 to 9 employees	12	b	D	D
	Establishments with 10 to 19 employees	5	58	495	3 487
	Establishments with 20 to 49 employees	—	—	—	—
	Establishments with 50 to 99 employees	1	b	D	D
	Establishments with 100 to 249 employees	—	—	—	—
	Establishments with 250 to 499 employees	—	—	—	—
	Establishments with 500 to 999 employees	—	—	—	—
	Establishments with 1,000 employees or more	—	—	—	—
7114	Agents and managers for artists, athletes, entertainers and other public figures				
	All establishments	90	693	7 537	32 971
	Establishments with 1 to 4 employees	68	96	827	4 981
	Establishments with 5 to 9 employees	10	65	563	2 714
	Establishments with 10 to 19 employees	6	70	353	1 919
	Establishments with 20 to 49 employees	2	b	D	D
	Establishments with 50 to 99 employees	2	c	D	D
	Establishments with 100 to 249 employees	2	e	D	D
	Establishments with 250 to 499 employees	—	—	—	—
	Establishments with 500 to 999 employees	—	—	—	—
	Establishments with 1,000 employees or more	—	—	—	—
71141	Agents and managers for artists, athletes, entertainers and other public figures				
	All establishments	90	693	7 537	32 971
	Establishments with 1 to 4 employees	68	96	827	4 981
	Establishments with 5 to 9 employees	10	65	563	2 714
	Establishments with 10 to 19 employees	6	70	353	1 919
	Establishments with 20 to 49 employees	2	b	D	D
	Establishments with 50 to 99 employees	2	c	D	D
	Establishments with 100 to 249 employees	2	e	D	D
	Establishments with 250 to 499 employees	—	—	—	—
	Establishments with 500 to 999 employees	—	—	—	—
	Establishments with 1,000 employees or more	—	—	—	—

See footnotes at end of table.

Table 2. Establishments, Employees, and Payroll by Industry and Employment Size of Establishments for the State: 2004—Con.

[Excludes most government employees, railroad employees, and self-employed persons. Size class 1 to 4 employees includes establishments having payroll, but no employees, during mid-March pay period. For meaning of abbreviations and symbols, see introductory text. For explanation of terms, see Appendix A. For statement on reliability, see the note at the end of the table and Appendix C]

NAICS code	Geography, kind of business, and employment size class	Establishments (number)	Paid employees for pay period including March 12 (number)	First-quarter payroll (\$1,000)	Annual payroll (\$1,000)
	NEW JERSEY—Con.				
71	Arts, entertainment, and recreation—Con.				
711	Performing arts, spectator sports, and related industries—Con.				
7114	Agents and managers for artists, athletes, entertainers and other public figures—Con.				
71141	Agents and managers for artists, athletes, entertainers and other public figures—Con.				
711410	Agents and managers for artists, athletes, entertainers and other public figures				
	All establishments	90	693	7 537	32 971
	Establishments with 1 to 4 employees	68	96	827	4 981
	Establishments with 5 to 9 employees	10	65	563	2 714
	Establishments with 10 to 19 employees	6	70	353	1 919
	Establishments with 20 to 49 employees	2	b	D	D
	Establishments with 50 to 99 employees	2	c	D	D
	Establishments with 100 to 249 employees	2	e	D	D
	Establishments with 250 to 499 employees	—	—	—	—
	Establishments with 500 to 999 employees	—	—	—	—
	Establishments with 1,000 employees or more	—	—	—	—
7115	Independent artists, writers, and performers				
	All establishments	363	900	10 538	51 151
	Establishments with 1 to 4 employees	321	335	6 525	36 165
	Establishments with 5 to 9 employees	23	152	1 182	4 502
	Establishments with 10 to 19 employees	12	c	D	D
	Establishments with 20 to 49 employees	5	c	D	D
	Establishments with 50 to 99 employees	2	c	D	D
	Establishments with 100 to 249 employees	—	—	—	—
	Establishments with 250 to 499 employees	—	—	—	—
	Establishments with 500 to 999 employees	—	—	—	—
	Establishments with 1,000 employees or more	—	—	—	—
71151	Independent artists, writers, and performers				
	All establishments	363	900	10 538	51 151
	Establishments with 1 to 4 employees	321	335	6 525	36 165
	Establishments with 5 to 9 employees	23	152	1 182	4 502
	Establishments with 10 to 19 employees	12	c	D	D
	Establishments with 20 to 49 employees	5	c	D	D
	Establishments with 50 to 99 employees	2	c	D	D
	Establishments with 100 to 249 employees	—	—	—	—
	Establishments with 250 to 499 employees	—	—	—	—
	Establishments with 500 to 999 employees	—	—	—	—
	Establishments with 1,000 employees or more	—	—	—	—
711510	Independent artists, writers, and performers				
	All establishments	363	900	10 538	51 151
	Establishments with 1 to 4 employees	321	335	6 525	36 165
	Establishments with 5 to 9 employees	23	152	1 182	4 502
	Establishments with 10 to 19 employees	12	c	D	D
	Establishments with 20 to 49 employees	5	c	D	D
	Establishments with 50 to 99 employees	2	c	D	D
	Establishments with 100 to 249 employees	—	—	—	—
	Establishments with 250 to 499 employees	—	—	—	—
	Establishments with 500 to 999 employees	—	—	—	—
	Establishments with 1,000 employees or more	—	—	—	—
712	Museums, historical sites, and similar institutions				
	All establishments	137	1 876	9 969	43 000
	Establishments with 1 to 4 employees	82	138	833	3 896
	Establishments with 5 to 9 employees	25	162	849	4 262
	Establishments with 10 to 19 employees	14	175	589	2 707
	Establishments with 20 to 49 employees	9	270	1 792	7 083
	Establishments with 50 to 99 employees	3	c	D	D
	Establishments with 100 to 249 employees	2	e	D	D
	Establishments with 250 to 499 employees	2	f	D	D
	Establishments with 500 to 999 employees	—	—	—	—
	Establishments with 1,000 employees or more	—	—	—	—
7121	Museums, historical sites, and similar institutions				
	All establishments	137	1 876	9 969	43 000
	Establishments with 1 to 4 employees	82	138	833	3 896
	Establishments with 5 to 9 employees	25	162	849	4 262
	Establishments with 10 to 19 employees	14	175	589	2 707
	Establishments with 20 to 49 employees	9	270	1 792	7 083
	Establishments with 50 to 99 employees	3	c	D	D
	Establishments with 100 to 249 employees	2	e	D	D
	Establishments with 250 to 499 employees	2	f	D	D
	Establishments with 500 to 999 employees	—	—	—	—
	Establishments with 1,000 employees or more	—	—	—	—
71211	Museums				

See footnotes at end of table.

Table 2. Establishments, Employees, and Payroll by Industry and Employment Size of Establishments for the State: 2004—Con.

[Excludes most government employees, railroad employees, and self-employed persons. Size class 1 to 4 employees includes establishments having payroll, but no employees, during mid-March pay period. For meaning of abbreviations and symbols, see introductory text. For explanation of terms, see Appendix A. For statement on reliability, see the note at the end of the table and Appendix C]

NAICS code	Geography, kind of business, and employment size class	Establishments (number)	Paid employees for pay period including March 12 (number)	First-quarter payroll (\$1,000)	Annual payroll (\$1,000)
	NEW JERSEY—Con.				
71	Arts, entertainment, and recreation—Con.				
712	Museums, historical sites, and similar institutions—Con.				
7121	Museums, historical sites, and similar institutions—Con.				
71211	Museums—Con.				
	All establishments	95	1 339	7 492	32 170
	Establishments with 1 to 4 employees	53	b	D	D
	Establishments with 5 to 9 employees	20	131	708	3 527
	Establishments with 10 to 19 employees	9	113	363	1 571
	Establishments with 20 to 49 employees	8	c	D	D
	Establishments with 50 to 99 employees	3	c	D	D
	Establishments with 100 to 249 employees	—	—	—	—
	Establishments with 250 to 499 employees	2	f	D	D
	Establishments with 500 to 999 employees	—	—	—	—
	Establishments with 1,000 employees or more	—	—	—	—
712110	Museums				
	All establishments	95	1 339	7 492	32 170
	Establishments with 1 to 4 employees	53	b	D	D
	Establishments with 5 to 9 employees	20	131	708	3 527
	Establishments with 10 to 19 employees	9	113	363	1 571
	Establishments with 20 to 49 employees	8	c	D	D
	Establishments with 50 to 99 employees	3	c	D	D
	Establishments with 100 to 249 employees	—	—	—	—
	Establishments with 250 to 499 employees	2	f	D	D
	Establishments with 500 to 999 employees	—	—	—	—
	Establishments with 1,000 employees or more	—	—	—	—
71212	Historical sites				
	All establishments	22	c	D	D
	Establishments with 1 to 4 employees	14	b	D	D
	Establishments with 5 to 9 employees	3	b	D	D
	Establishments with 10 to 19 employees	4	b	D	D
	Establishments with 20 to 49 employees	—	—	—	—
	Establishments with 50 to 99 employees	—	—	—	—
	Establishments with 100 to 249 employees	1	c	D	D
	Establishments with 250 to 499 employees	—	—	—	—
	Establishments with 500 to 999 employees	—	—	—	—
	Establishments with 1,000 employees or more	—	—	—	—
712120	Historical sites				
	All establishments	22	c	D	D
	Establishments with 1 to 4 employees	14	b	D	D
	Establishments with 5 to 9 employees	3	b	D	D
	Establishments with 10 to 19 employees	4	b	D	D
	Establishments with 20 to 49 employees	—	—	—	—
	Establishments with 50 to 99 employees	—	—	—	—
	Establishments with 100 to 249 employees	1	c	D	D
	Establishments with 250 to 499 employees	—	—	—	—
	Establishments with 500 to 999 employees	—	—	—	—
	Establishments with 1,000 employees or more	—	—	—	—
71213	Zoos and botanical gardens				
	All establishments	15	e	D	D
	Establishments with 1 to 4 employees	12	a	D	D
	Establishments with 5 to 9 employees	1	a	D	D
	Establishments with 10 to 19 employees	1	a	D	D
	Establishments with 20 to 49 employees	—	—	—	—
	Establishments with 50 to 99 employees	—	—	—	—
	Establishments with 100 to 249 employees	1	c	D	D
	Establishments with 250 to 499 employees	—	—	—	—
	Establishments with 500 to 999 employees	—	—	—	—
	Establishments with 1,000 employees or more	—	—	—	—
712130	Zoos and botanical gardens				
	All establishments	15	e	D	D
	Establishments with 1 to 4 employees	12	b	D	D
	Establishments with 5 to 9 employees	1	a	D	D
	Establishments with 10 to 19 employees	1	a	D	D
	Establishments with 20 to 49 employees	—	—	—	—
	Establishments with 50 to 99 employees	—	—	—	—
	Establishments with 100 to 249 employees	1	c	D	D
	Establishments with 250 to 499 employees	—	—	—	—
	Establishments with 500 to 999 employees	—	—	—	—
	Establishments with 1,000 employees or more	—	—	—	—
71219	Nature parks and other similar institutions				
	All establishments	5	b	D	D
	Establishments with 1 to 4 employees	3	a	D	D
	Establishments with 5 to 9 employees	1	a	D	D
	Establishments with 10 to 19 employees	—	—	—	—
	Establishments with 20 to 49 employees	1	b	D	D
	Establishments with 50 to 99 employees	—	—	—	—
	Establishments with 100 to 249 employees	—	—	—	—
	Establishments with 250 to 499 employees	—	—	—	—
	Establishments with 500 to 999 employees	—	—	—	—
	Establishments with 1,000 employees or more	—	—	—	—

See footnotes at end of table.

Table 2. Establishments, Employees, and Payroll by Industry and Employment Size of Establishments for the State: 2004—Con.

[Excludes most government employees, railroad employees, and self-employed persons. Size class 1 to 4 employees includes establishments having payroll, but no employees, during mid-March pay period. For meaning of abbreviations and symbols, see introductory text. For explanation of terms, see Appendix A. For statement on reliability, see the note at the end of the table and Appendix C]

NAICS code	Geography, kind of business, and employment size class	Establishments (number)	Paid employees for pay period including March 12 (number)	First-quarter payroll (\$1,000)	Annual payroll (\$1,000)
	NEW JERSEY—Con.				
71	Arts, entertainment, and recreation—Con.				
712	Museums, historical sites, and similar institutions—Con.				
7121	Museums, historical sites, and similar institutions—Con.				
71219	Nature parks and other similar institutions—Con.				
712190	Nature parks and other similar institutions				
	All establishments	5	b	D	D
	Establishments with 1 to 4 employees	3	a	D	D
	Establishments with 5 to 9 employees	1	a	D	D
	Establishments with 10 to 19 employees	—	—	—	—
	Establishments with 20 to 49 employees	1	b	D	D
	Establishments with 50 to 99 employees	—	—	—	—
	Establishments with 100 to 249 employees	—	—	—	—
	Establishments with 250 to 499 employees	—	—	—	—
	Establishments with 500 to 999 employees	—	—	—	—
	Establishments with 1,000 employees or more	—	—	—	—
713	Amusement, gambling, and recreation industries				
	All establishments	2 409	36 325	135 403	739 707
	Establishments with 1 to 4 employees	1 270	1 583	7 452	101 861
	Establishments with 5 to 9 employees	397	2 653	10 531	55 787
	Establishments with 10 to 19 employees	277	3 817	14 241	72 786
	Establishments with 20 to 49 employees	280	8 911	32 963	169 968
	Establishments with 50 to 99 employees	134	9 021	36 447	198 015
	Establishments with 100 to 249 employees	39	—	D	D
	Establishments with 250 to 499 employees	10	h	D	D
	Establishments with 500 to 999 employees	1	f	D	D
	Establishments with 1,000 employees or more	1	g	D	D
7131	Amusement parks and arcades				
	All establishments	117	g	D	D
	Establishments with 1 to 4 employees	78	b	D	D
	Establishments with 5 to 9 employees	12	83	277	2 540
	Establishments with 10 to 19 employees	10	138	504	4 921
	Establishments with 20 to 49 employees	9	e	D	D
	Establishments with 50 to 99 employees	7	589	2 101	12 701
	Establishments with 100 to 249 employees	1	c	D	D
	Establishments with 250 to 499 employees	—	—	—	—
	Establishments with 500 to 999 employees	—	—	—	—
	Establishments with 1,000 employees or more	—	—	—	—
71311	Amusement and theme parks				
	All establishments	27	e	D	D
	Establishments with 1 to 4 employees	16	a	D	D
	Establishments with 5 to 9 employees	2	a	D	D
	Establishments with 10 to 19 employees	5	66	405	4 575
	Establishments with 20 to 49 employees	3	105	449	4 005
	Establishments with 50 to 99 employees	1	b	D	D
	Establishments with 100 to 249 employees	—	—	—	—
	Establishments with 250 to 499 employees	—	—	—	—
	Establishments with 500 to 999 employees	—	—	—	—
	Establishments with 1,000 employees or more	—	—	—	—
713110	Amusement and theme parks				
	All establishments	27	e	D	D
	Establishments with 1 to 4 employees	16	a	D	D
	Establishments with 5 to 9 employees	2	a	D	D
	Establishments with 10 to 19 employees	5	66	405	4 575
	Establishments with 20 to 49 employees	3	105	449	4 005
	Establishments with 50 to 99 employees	1	b	D	D
	Establishments with 100 to 249 employees	—	—	—	—
	Establishments with 250 to 499 employees	—	—	—	—
	Establishments with 500 to 999 employees	—	—	—	—
	Establishments with 1,000 employees or more	—	—	—	—
71312	Amusement arcades				
	All establishments	90	1 135	3 012	20 685
	Establishments with 1 to 4 employees	62	58	275	3 530
	Establishments with 5 to 9 employees	10	b	D	D
	Establishments with 10 to 19 employees	5	72	99	346
	Establishments with 20 to 49 employees	6	c	D	D
	Establishments with 50 to 99 employees	6	f	D	D
	Establishments with 100 to 249 employees	1	c	D	D
	Establishments with 250 to 499 employees	—	—	—	—
	Establishments with 500 to 999 employees	—	—	—	—
	Establishments with 1,000 employees or more	—	—	—	—
713120	Amusement arcades				
	All establishments	90	1 135	3 012	20 685
	Establishments with 1 to 4 employees	62	58	275	3 530
	Establishments with 5 to 9 employees	10	b	D	D
	Establishments with 10 to 19 employees	5	72	99	346
	Establishments with 20 to 49 employees	6	c	D	D
	Establishments with 50 to 99 employees	6	f	D	D
	Establishments with 100 to 249 employees	1	c	D	D
	Establishments with 250 to 499 employees	—	—	—	—
	Establishments with 500 to 999 employees	—	—	—	—
	Establishments with 1,000 employees or more	—	—	—	—

See footnotes at end of table.

Table 2. Establishments, Employees, and Payroll by Industry and Employment Size of Establishments for the State: 2004—Con.

[Excludes most government employees, railroad employees, and self-employed persons. Size class 1 to 4 employees includes establishments having payroll, but no employees, during mid-March pay period. For meaning of abbreviations and symbols, see introductory text. For explanation of terms, see Appendix A. For statement on reliability, see the note at the end of the table and Appendix C]

NAICS code	Geography, kind of business, and employment size class	Establishments (number)	Paid employees for pay period including March 12 (number)	First-quarter payroll (\$1,000)	Annual payroll (\$1,000)
	NEW JERSEY—Con.				
71	Arts, entertainment, and recreation—Con.				
713	Amusement, gambling, and recreation industries—Con.				
7132	Gambling industries				
	All establishments	13	c	D	D
	Establishments with 1 to 4 employees	11	a	D	D
	Establishments with 5 to 9 employees	—	—	—	—
	Establishments with 10 to 19 employees	—	—	—	—
	Establishments with 20 to 49 employees	1	b	D	D
	Establishments with 50 to 99 employees	—	—	—	—
	Establishments with 100 to 249 employees	1	c	D	D
	Establishments with 250 to 499 employees	—	—	—	—
	Establishments with 500 to 999 employees	—	—	—	—
	Establishments with 1,000 employees or more	—	—	—	—
71329	Other gambling industries				
	All establishments	13	c	D	D
	Establishments with 1 to 4 employees	11	a	D	D
	Establishments with 5 to 9 employees	—	—	—	—
	Establishments with 10 to 19 employees	—	—	—	—
	Establishments with 20 to 49 employees	1	b	D	D
	Establishments with 50 to 99 employees	—	—	—	—
	Establishments with 100 to 249 employees	1	c	D	D
	Establishments with 250 to 499 employees	—	—	—	—
	Establishments with 500 to 999 employees	—	—	—	—
	Establishments with 1,000 employees or more	—	—	—	—
713290	Other gambling industries				
	All establishments	13	c	D	D
	Establishments with 1 to 4 employees	11	a	D	D
	Establishments with 5 to 9 employees	—	—	—	—
	Establishments with 10 to 19 employees	—	—	—	—
	Establishments with 20 to 49 employees	1	b	D	D
	Establishments with 50 to 99 employees	—	—	—	—
	Establishments with 100 to 249 employees	1	c	D	D
	Establishments with 250 to 499 employees	—	—	—	—
	Establishments with 500 to 999 employees	—	—	—	—
	Establishments with 1,000 employees or more	—	—	—	—
7139	Other amusement and recreation services				
	All establishments	2 279	34 740	125 055	654 924
	Establishments with 1 to 4 employees	1 181	g	D	D
	Establishments with 5 to 9 employees	385	2 570	10 254	53 247
	Establishments with 10 to 19 employees	267	3 679	13 737	67 865
	Establishments with 20 to 49 employees	270	8 575	31 412	160 048
	Establishments with 50 to 99 employees	127	8 432	34 346	185 314
	Establishments with 100 to 249 employees	37	4 942	16 048	73 729
	Establishments with 250 to 499 employees	10	h	D	D
	Establishments with 500 to 999 employees	1	f	D	D
	Establishments with 1,000 employees or more	1	g	D	D
71391	Golf courses and country clubs				
	All establishments	247	7 190	36 552	242 143
	Establishments with 1 to 4 employees	66	b	D	D
	Establishments with 5 to 9 employees	28	c	D	D
	Establishments with 10 to 19 employees	31	422	1 712	13 007
	Establishments with 20 to 49 employees	61	2 013	11 018	71 880
	Establishments with 50 to 99 employees	54	3 647	18 463	117 876
	Establishments with 100 to 249 employees	7	838	3 952	24 476
	Establishments with 250 to 499 employees	—	—	—	—
	Establishments with 500 to 999 employees	—	—	—	—
	Establishments with 1,000 employees or more	—	—	—	—
713910	Golf courses and country clubs				
	All establishments	247	7 190	36 552	242 143
	Establishments with 1 to 4 employees	66	b	D	D
	Establishments with 5 to 9 employees	28	c	D	D
	Establishments with 10 to 19 employees	31	422	1 712	13 007
	Establishments with 20 to 49 employees	61	2 013	11 018	71 880
	Establishments with 50 to 99 employees	54	3 647	18 463	117 876
	Establishments with 100 to 249 employees	7	838	3 952	24 476
	Establishments with 250 to 499 employees	—	—	—	—
	Establishments with 500 to 999 employees	—	—	—	—
	Establishments with 1,000 employees or more	—	—	—	—
71392	Skiing facilities				
	All establishments	4	g	D	D
	Establishments with 1 to 4 employees	1	a	D	D
	Establishments with 5 to 9 employees	—	—	—	—
	Establishments with 10 to 19 employees	—	—	—	—
	Establishments with 20 to 49 employees	—	—	—	—
	Establishments with 50 to 99 employees	1	b	D	D
	Establishments with 100 to 249 employees	—	—	—	—
	Establishments with 250 to 499 employees	1	e	D	D
	Establishments with 500 to 999 employees	—	—	—	—
	Establishments with 1,000 employees or more	1	g	D	D

See footnotes at end of table.

Table 2. Establishments, Employees, and Payroll by Industry and Employment Size of Establishments for the State: 2004—Con.

[Excludes most government employees, railroad employees, and self-employed persons. Size class 1 to 4 employees includes establishments having payroll, but no employees, during mid-March pay period. For meaning of abbreviations and symbols, see introductory text. For explanation of terms, see Appendix A. For statement on reliability, see the note at the end of the table and Appendix C]

NAICS code	Geography, kind of business, and employment size class	Establishments (number)	Paid employees for pay period including March 12 (number)	First-quarter payroll (\$1,000)	Annual payroll (\$1,000)
	NEW JERSEY—Con.				
71	Arts, entertainment, and recreation—Con.				
713	Amusement, gambling, and recreation industries—Con.				
7139	Other amusement and recreation services—Con.				
71392	Skiing facilities—Con.				
713920	Skiing facilities				
	All establishments	4	g	D	D
	Establishments with 1 to 4 employees	1	a	D	D
	Establishments with 5 to 9 employees	—	—	—	—
	Establishments with 10 to 19 employees	—	—	—	—
	Establishments with 20 to 49 employees	—	—	—	—
	Establishments with 50 to 99 employees	1	b	D	D
	Establishments with 100 to 249 employees	—	—	—	—
	Establishments with 250 to 499 employees	1	e	D	D
	Establishments with 500 to 999 employees	—	—	—	—
	Establishments with 1,000 employees or more	1	g	D	D
71393	Marinas				
	All establishments	201	945	6 263	36 862
	Establishments with 1 to 4 employees	140	c	D	D
	Establishments with 5 to 9 employees	31	c	D	D
	Establishments with 10 to 19 employees	22	296	1 856	10 535
	Establishments with 20 to 49 employees	8	226	1 735	9 766
	Establishments with 50 to 99 employees	—	—	—	—
	Establishments with 100 to 249 employees	—	—	—	—
	Establishments with 250 to 499 employees	—	—	—	—
	Establishments with 500 to 999 employees	—	—	—	—
	Establishments with 1,000 employees or more	—	—	—	—
713930	Marinas				
	All establishments	201	945	6 263	36 862
	Establishments with 1 to 4 employees	140	c	D	D
	Establishments with 5 to 9 employees	31	c	D	D
	Establishments with 10 to 19 employees	22	296	1 856	10 535
	Establishments with 20 to 49 employees	8	226	1 735	9 766
	Establishments with 50 to 99 employees	—	—	—	—
	Establishments with 100 to 249 employees	—	—	—	—
	Establishments with 250 to 499 employees	—	—	—	—
	Establishments with 500 to 999 employees	—	—	—	—
	Establishments with 1,000 employees or more	—	—	—	—
71394	Fitness and recreational sports centers				
	All establishments	1 337	20 661	63 181	280 585
	Establishments with 1 to 4 employees	675	828	3 326	30 557
	Establishments with 5 to 9 employees	254	1 704	5 514	24 627
	Establishments with 10 to 19 employees	155	2 112	6 894	28 636
	Establishments with 20 to 49 employees	154	4 955	14 270	59 021
	Establishments with 50 to 99 employees	63	h	D	D
	Establishments with 100 to 249 employees	27	3 697	10 955	44 343
	Establishments with 250 to 499 employees	8	h	D	D
	Establishments with 500 to 999 employees	1	f	D	D
	Establishments with 1,000 employees or more	—	—	—	—
713940	Fitness and recreational sports centers				
	All establishments	1 337	20 661	63 181	280 585
	Establishments with 1 to 4 employees	675	828	3 326	30 557
	Establishments with 5 to 9 employees	254	1 704	5 514	24 627
	Establishments with 10 to 19 employees	155	2 112	6 894	28 636
	Establishments with 20 to 49 employees	154	4 955	14 270	59 021
	Establishments with 50 to 99 employees	63	h	D	D
	Establishments with 100 to 249 employees	27	3 697	10 955	44 343
	Establishments with 250 to 499 employees	8	h	D	D
	Establishments with 500 to 999 employees	1	f	D	D
	Establishments with 1,000 employees or more	—	—	—	—
71395	Bowling centers				
	All establishments	87	g	D	D
	Establishments with 1 to 4 employees	12	b	D	D
	Establishments with 5 to 9 employees	16	c	D	D
	Establishments with 10 to 19 employees	23	368	1 374	5 841
	Establishments with 20 to 49 employees	31	926	3 098	12 274
	Establishments with 50 to 99 employees	5	e	D	D
	Establishments with 100 to 249 employees	—	—	—	—
	Establishments with 250 to 499 employees	—	—	—	—
	Establishments with 500 to 999 employees	—	—	—	—
	Establishments with 1,000 employees or more	—	—	—	—
713950	Bowling centers				
	All establishments	87	g	D	D
	Establishments with 1 to 4 employees	12	b	D	D
	Establishments with 5 to 9 employees	16	c	D	D
	Establishments with 10 to 19 employees	23	368	1 374	5 841
	Establishments with 20 to 49 employees	31	926	3 098	12 274
	Establishments with 50 to 99 employees	5	e	D	D
	Establishments with 100 to 249 employees	—	—	—	—
	Establishments with 250 to 499 employees	—	—	—	—
	Establishments with 500 to 999 employees	—	—	—	—

See footnotes at end of table.

Table 2. Establishments, Employees, and Payroll by Industry and Employment Size of Establishments for the State: 2004—Con.

[Excludes most government employees, railroad employees, and self-employed persons. Size class 1 to 4 employees includes establishments having payroll, but no employees, during mid-March pay period. For meaning of abbreviations and symbols, see introductory text. For explanation of terms, see Appendix A. For statement on reliability, see the note at the end of the table and Appendix C]

NAICS code	Geography, kind of business, and employment size class	Establishments (number)	Paid employees for pay period including March 12 (number)	First-quarter payroll (\$1,000)	Annual payroll (\$1,000)
	NEW JERSEY—Con.				
71	Arts, entertainment, and recreation—Con.				
713	Amusement, gambling, and recreation industries—Con.				
7139	Other amusement and recreation services—Con.				
71395	Bowling centers—Con.				
713950	Bowling centers—Con.				
	All establishments—Con.				
	Establishments with 1,000 employees or more	—	—	—	—
71399	All other amusement and recreation industries				
	All establishments	403	2 559	9 450	64 632
	Establishments with 1 to 4 employees	287	339	1 717	20 791
	Establishments with 5 to 9 employees	56	e	D	D
	Establishments with 10 to 19 employees	36	481	1 901	9 846
	Establishments with 20 to 49 employees	16	455	1 291	7 107
	Establishments with 50 to 99 employees	4	c	D	D
	Establishments with 100 to 249 employees	3	407	1 141	4 910
	Establishments with 250 to 499 employees	1	e	D	D
	Establishments with 500 to 999 employees	—	—	—	—
	Establishments with 1,000 employees or more	—	—	—	—
713990	All other amusement and recreation industries				
	All establishments	403	2 559	9 450	64 632
	Establishments with 1 to 4 employees	287	339	1 717	20 791
	Establishments with 5 to 9 employees	56	e	D	D
	Establishments with 10 to 19 employees	36	481	1 901	9 846
	Establishments with 20 to 49 employees	16	455	1 291	7 107
	Establishments with 50 to 99 employees	4	c	D	D
	Establishments with 100 to 249 employees	3	407	1 141	4 910
	Establishments with 250 to 499 employees	1	e	D	D
	Establishments with 500 to 999 employees	—	—	—	—
	Establishments with 1,000 employees or more	—	—	—	—
72	Accommodation and food services				
	All establishments	18 500	270 112	1 102 306	4 780 515
	Establishments with 1 to 4 employees	9 281	15 152	58 021	405 363
	Establishments with 5 to 9 employees	3 359	3 125	74 829	323 004
	Establishments with 10 to 19 employees	2 555	35 214	117 232	502 952
	Establishments with 20 to 49 employees	2 360	71 042	226 161	965 467
	Establishments with 50 to 99 employees	708	47 997	164 712	716 313
	Establishments with 100 to 249 employees	202	28 688	109 947	479 907
	Establishments with 250 to 499 employees	19	i	D	D
	Establishments with 500 to 999 employees	3	g	D	D
	Establishments with 1,000 employees or more	13	41 804	320 661	1 255 433
721	Accommodation				
	All establishments	1 418	66 955	440 772	1 849 290
	Establishments with 1 to 4 employees	785	996	4 421	50 744
	Establishments with 5 to 9 employees	167	g	D	D
	Establishments with 10 to 19 employees	170	2 370	9 586	47 872
	Establishments with 20 to 49 employees	152	4 690	20 149	91 911
	Establishments with 50 to 99 employees	68	h	D	D
	Establishments with 100 to 249 employees	56	9 646	49 892	219 359
	Establishments with 250 to 499 employees	8	2 613	13 300	61 545
	Establishments with 500 to 999 employees	—	—	—	—
	Establishments with 1,000 employees or more	12	k	D	D
7211	Traveler accommodation				
	All establishments	1 230	65 936	435 886	1 818 260
	Establishments with 1 to 4 employees	658	785	3 213	41 927
	Establishments with 5 to 9 employees	132	872	3 281	18 777
	Establishments with 10 to 19 employees	153	g	D	D
	Establishments with 20 to 49 employees	145	h	D	D
	Establishments with 50 to 99 employees	66	h	D	D
	Establishments with 100 to 249 employees	56	9 646	49 892	219 359
	Establishments with 250 to 499 employees	8	2 613	13 300	61 545
	Establishments with 500 to 999 employees	—	—	—	—
	Establishments with 1,000 employees or more	12	k	D	D
72111	Hotels (except casino hotels) and motels				
	All establishments	1 122	24 905	117 046	567 646
	Establishments with 1 to 4 employees	580	f	D	D
	Establishments with 5 to 9 employees	120	793	3 108	17 860
	Establishments with 10 to 19 employees	150	g	D	D
	Establishments with 20 to 49 employees	142	4 399	18 804	85 405
	Establishments with 50 to 99 employees	66	h	D	D
	Establishments with 100 to 249 employees	56	9 646	49 892	219 359
	Establishments with 250 to 499 employees	8	2 613	13 300	61 545
	Establishments with 500 to 999 employees	—	—	—	—
	Establishments with 1,000 employees or more	—	—	—	—

See footnotes at end of table.

Table 2. Establishments, Employees, and Payroll by Industry and Employment Size of Establishments for the State: 2004—Con.

[Excludes most government employees, railroad employees, and self-employed persons. Size class 1 to 4 employees includes establishments having payroll, but no employees, during mid-March pay period. For meaning of abbreviations and symbols, see introductory text. For explanation of terms, see Appendix A. For statement on reliability, see the note at the end of the table and Appendix C]

NAICS code	Geography, kind of business, and employment size class	Establishments (number)	Paid employees for pay period including March 12 (number)	First-quarter payroll (\$1,000)	Annual payroll (\$1,000)
72	NEW JERSEY—Con.				
	Accommodation and food services—Con.				
721	Accommodation—Con.				
7211	Traveler accommodation—Con.				
72111	Hotels (except casino hotels) and motels—Con.				
721110	Hotels (except casino hotels) and motels				
	All establishments	1 122	24 905	117 046	567 646
	Establishments with 1 to 4 employees	580	f	D	D
	Establishments with 5 to 9 employees	120	793	3 108	17 860
	Establishments with 10 to 19 employees	150	g	D	D
	Establishments with 20 to 49 employees	142	4 399	18 804	85 405
	Establishments with 50 to 99 employees	66	h	D	D
	Establishments with 100 to 249 employees	56	9 646	49 892	219 359
	Establishments with 250 to 499 employees	8	2 613	13 300	61 545
	Establishments with 500 to 999 employees	—	—	—	—
	Establishments with 1,000 employees or more	—	—	—	—
72112	Casino hotels				
	All establishments	13	k	D	D
	Establishments with 1 to 4 employees	1	a	D	D
	Establishments with 5 to 9 employees	—	—	—	—
	Establishments with 10 to 19 employees	—	—	—	—
	Establishments with 20 to 49 employees	—	—	—	—
	Establishments with 50 to 99 employees	—	—	—	—
	Establishments with 100 to 249 employees	—	—	—	—
	Establishments with 250 to 499 employees	—	—	—	—
	Establishments with 500 to 999 employees	—	—	—	—
	Establishments with 1,000 employees or more	12	k	D	D
721120	Casino hotels				
	All establishments	13	k	D	D
	Establishments with 1 to 4 employees	1	a	D	D
	Establishments with 5 to 9 employees	—	—	—	—
	Establishments with 10 to 19 employees	—	—	—	—
	Establishments with 20 to 49 employees	—	—	—	—
	Establishments with 50 to 99 employees	—	—	—	—
	Establishments with 100 to 249 employees	—	—	—	—
	Establishments with 250 to 499 employees	—	—	—	—
	Establishments with 500 to 999 employees	—	—	—	—
	Establishments with 1,000 employees or more	12	k	D	D
72119	Other traveler accommodation				
	All establishments	95	e	D	D
	Establishments with 1 to 4 employees	77	c	D	D
	Establishments with 5 to 9 employees	12	79	173	917
	Establishments with 10 to 19 employees	3	b	D	D
	Establishments with 20 to 49 employees	3	b	D	D
	Establishments with 50 to 99 employees	—	—	—	—
	Establishments with 100 to 249 employees	—	—	—	—
	Establishments with 250 to 499 employees	—	—	—	—
	Establishments with 500 to 999 employees	—	—	—	—
	Establishments with 1,000 employees or more	—	—	—	—
721191	Bed-and-breakfast inns				
	All establishments	90	e	D	D
	Establishments with 1 to 4 employees	73	c	D	D
	Establishments with 5 to 9 employees	11	b	D	D
	Establishments with 10 to 19 employees	3	b	D	D
	Establishments with 20 to 49 employees	3	b	D	D
	Establishments with 50 to 99 employees	—	—	—	—
	Establishments with 100 to 249 employees	—	—	—	—
	Establishments with 250 to 499 employees	—	—	—	—
	Establishments with 500 to 999 employees	—	—	—	—
	Establishments with 1,000 employees or more	—	—	—	—
721199	All other traveler accommodation				
	All establishments	5	a	D	D
	Establishments with 1 to 4 employees	4	a	D	D
	Establishments with 5 to 9 employees	1	a	D	D
	Establishments with 10 to 19 employees	—	—	—	—
	Establishments with 20 to 49 employees	—	—	—	—
	Establishments with 50 to 99 employees	—	—	—	—
	Establishments with 100 to 249 employees	—	—	—	—
	Establishments with 250 to 499 employees	—	—	—	—
	Establishments with 500 to 999 employees	—	—	—	—
	Establishments with 1,000 employees or more	—	—	—	—
7212	RV (recreational vehicle) parks and recreational camps				
	All establishments	130	777	4 075	27 425
	Establishments with 1 to 4 employees	82	141	959	7 556
	Establishments with 5 to 9 employees	29	c	D	D
	Establishments with 10 to 19 employees	11	c	D	D
	Establishments with 20 to 49 employees	7	c	D	D
	Establishments with 50 to 99 employees	1	b	D	D
	Establishments with 100 to 249 employees	—	—	—	—
	Establishments with 250 to 499 employees	—	—	—	—
	Establishments with 500 to 999 employees	—	—	—	—

See footnotes at end of table.

Table 2. Establishments, Employees, and Payroll by Industry and Employment Size of Establishments for the State: 2004—Con.

[Excludes most government employees, railroad employees, and self-employed persons. Size class 1 to 4 employees includes establishments having payroll, but no employees, during mid-March pay period. For meaning of abbreviations and symbols, see introductory text. For explanation of terms, see Appendix A. For statement on reliability, see the note at the end of the table and Appendix C]

NAICS code	Geography, kind of business, and employment size class	Establishments (number)	Paid employees for pay period including March 12 (number)	First-quarter payroll (\$1,000)	Annual payroll (\$1,000)
	NEW JERSEY—Con.				
72	Accommodation and food services—Con.				
721	Accommodation—Con.				
7212	RV (recreational vehicle) parks and recreational camps—Con.				
	All establishments—Con.				
	Establishments with 1,000 employees or more	—	—	—	—
72121	RV (recreational vehicle) parks and recreational camps				
	All establishments	130	777	4 075	27 425
	Establishments with 1 to 4 employees	82	141	959	7 556
	Establishments with 5 to 9 employees	29	c	D	D
	Establishments with 10 to 19 employees	11	d	D	D
	Establishments with 20 to 49 employees	7	c	D	D
	Establishments with 50 to 99 employees	1	b	D	D
	Establishments with 100 to 249 employees	—	—	—	—
	Establishments with 250 to 499 employees	—	—	—	—
	Establishments with 500 to 999 employees	—	—	—	—
	Establishments with 1,000 employees or more	—	—	—	—
721211	RV (recreational vehicle) parks and campgrounds				
	All establishments	85	416	2 271	17 225
	Establishments with 1 to 4 employees	54	108	704	5 307
	Establishments with 5 to 9 employees	21	c	D	D
	Establishments with 10 to 19 employees	7	b	D	D
	Establishments with 20 to 49 employees	3	b	D	D
	Establishments with 50 to 99 employees	—	—	—	—
	Establishments with 100 to 249 employees	—	—	—	—
	Establishments with 250 to 499 employees	—	—	—	—
	Establishments with 500 to 999 employees	—	—	—	—
	Establishments with 1,000 employees or more	—	—	—	—
721214	Recreational and vacation camps (except campgrounds)				
	All establishments	45	361	1 804	10 200
	Establishments with 1 to 4 employees	28	33	255	2 249
	Establishments with 5 to 9 employees	8	b	D	D
	Establishments with 10 to 19 employees	4	b	D	D
	Establishments with 20 to 49 employees	4	137	718	3 434
	Establishments with 50 to 99 employees	1	b	D	D
	Establishments with 100 to 249 employees	—	—	—	—
	Establishments with 250 to 499 employees	—	—	—	—
	Establishments with 500 to 999 employees	—	—	—	—
	Establishments with 1,000 employees or more	—	—	—	—
7213	Rooming and boarding houses				
	All establishments	58	242	811	3 605
	Establishments with 1 to 4 employees	45	70	249	1 261
	Establishments with 5 to 9 employees	6	b	D	D
	Establishments with 10 to 19 employees	6	b	D	D
	Establishments with 20 to 49 employees	—	—	—	—
	Establishments with 50 to 99 employees	1	b	D	D
	Establishments with 100 to 249 employees	—	—	—	—
	Establishments with 250 to 499 employees	—	—	—	—
	Establishments with 500 to 999 employees	—	—	—	—
	Establishments with 1,000 employees or more	—	—	—	—
72131	Rooming and boarding houses				
	All establishments	58	242	811	3 605
	Establishments with 1 to 4 employees	45	70	249	1 261
	Establishments with 5 to 9 employees	6	b	D	D
	Establishments with 10 to 19 employees	6	b	D	D
	Establishments with 20 to 49 employees	—	—	—	—
	Establishments with 50 to 99 employees	1	b	D	D
	Establishments with 100 to 249 employees	—	—	—	—
	Establishments with 250 to 499 employees	—	—	—	—
	Establishments with 500 to 999 employees	—	—	—	—
	Establishments with 1,000 employees or more	—	—	—	—
721310	Rooming and boarding houses				
	All establishments	58	242	811	3 605
	Establishments with 1 to 4 employees	45	70	249	1 261
	Establishments with 5 to 9 employees	6	b	D	D
	Establishments with 10 to 19 employees	6	b	D	D
	Establishments with 20 to 49 employees	—	—	—	—
	Establishments with 50 to 99 employees	1	b	D	D
	Establishments with 100 to 249 employees	—	—	—	—
	Establishments with 250 to 499 employees	—	—	—	—
	Establishments with 500 to 999 employees	—	—	—	—
	Establishments with 1,000 employees or more	—	—	—	—
722	Food services and drinking places				
	All establishments	17 082	203 157	661 534	2 931 225
	Establishments with 1 to 4 employees	8 496	14 156	53 600	354 619
	Establishments with 5 to 9 employees	3 192	j	D	D
	Establishments with 10 to 19 employees	2 385	32 844	107 646	455 080
	Establishments with 20 to 49 employees	2 208	66 352	206 012	873 556
	Establishments with 50 to 99 employees	640	k	D	D
	Establishments with 100 to 249 employees	146	19 042	60 055	260 548
	Establishments with 250 to 499 employees	11	h	D	D

See footnotes at end of table.

Table 2. Establishments, Employees, and Payroll by Industry and Employment Size of Establishments for the State: 2004—Con.

[Excludes most government employees, railroad employees, and self-employed persons. Size class 1 to 4 employees includes establishments having payroll, but no employees, during mid-March pay period. For meaning of abbreviations and symbols, see introductory text. For explanation of terms, see Appendix A. For statement on reliability, see the note at the end of the table and Appendix C]

NAICS code	Geography, kind of business, and employment size class	Establishments (number)	Paid employees for pay period including March 12 (number)	First-quarter payroll (\$1,000)	Annual payroll (\$1,000)
72	NEW JERSEY—Con.				
72	Accommodation and food services—Con.				
722	Food services and drinking places—Con.				
	All establishments—Con.				
	Establishments with 500 to 999 employees	3	g	D	D
	Establishments with 1,000 employees or more	1	g	D	D
7221	Full-service restaurants				
	All establishments	6 006	96 485	327 722	1 446 470
	Establishments with 1 to 4 employees	2 372	3 908	13 638	117 254
	Establishments with 5 to 9 employees	1 203	7 902	26 287	112 806
	Establishments with 10 to 19 employees	960	13 105	44 334	186 874
	Establishments with 20 to 49 employees	937	28 445	97 440	409 363
	Establishments with 50 to 99 employees	431	29 408	103 656	436 814
	Establishments with 100 to 249 employees	99	12 432	37 373	162 147
	Establishments with 250 to 499 employees	4	1 285	4 994	21 212
	Establishments with 500 to 999 employees	—	—	—	—
	Establishments with 1,000 employees or more	—	—	—	—
72211	Full-service restaurants				
	All establishments	6 006	96 485	327 722	1 446 470
	Establishments with 1 to 4 employees	2 372	3 908	13 638	117 254
	Establishments with 5 to 9 employees	1 203	7 902	26 287	112 806
	Establishments with 10 to 19 employees	960	13 105	44 334	186 874
	Establishments with 20 to 49 employees	937	28 445	97 440	409 363
	Establishments with 50 to 99 employees	431	29 408	103 656	436 814
	Establishments with 100 to 249 employees	99	12 432	37 373	162 147
	Establishments with 250 to 499 employees	4	1 285	4 994	21 212
	Establishments with 500 to 999 employees	—	—	—	—
	Establishments with 1,000 employees or more	—	—	—	—
722110	Full-service restaurants				
	All establishments	6 006	96 485	327 722	1 446 470
	Establishments with 1 to 4 employees	2 372	3 908	13 638	117 254
	Establishments with 5 to 9 employees	1 203	7 902	26 287	112 806
	Establishments with 10 to 19 employees	960	13 105	44 334	186 874
	Establishments with 20 to 49 employees	937	28 445	97 440	409 363
	Establishments with 50 to 99 employees	431	29 408	103 656	436 814
	Establishments with 100 to 249 employees	99	12 432	37 373	162 147
	Establishments with 250 to 499 employees	4	1 285	4 994	21 212
	Establishments with 500 to 999 employees	—	—	—	—
	Establishments with 1,000 employees or more	—	—	—	—
7222	Limited-service eating places				
	All establishments	7 949	71 965	204 522	920 924
	Establishments with 1 to 4 employees	4 435	7 191	24 436	146 139
	Establishments with 5 to 9 employees	1 358	8 933	27 525	114 730
	Establishments with 10 to 19 employees	1 019	14 266	41 788	180 136
	Establishments with 20 to 49 employees	986	29 435	78 877	339 673
	Establishments with 50 to 99 employees	133	8 415	22 004	95 935
	Establishments with 100 to 249 employees	13	g	D	D
	Establishments with 250 to 499 employees	3	f	D	D
	Establishments with 500 to 999 employees	2	g	D	D
	Establishments with 1,000 employees or more	—	—	—	—
72221	Limited-service eating places				
	All establishments	7 949	71 965	204 522	920 924
	Establishments with 1 to 4 employees	4 435	7 191	24 436	146 139
	Establishments with 5 to 9 employees	1 358	8 933	27 525	114 730
	Establishments with 10 to 19 employees	1 019	14 266	41 788	180 136
	Establishments with 20 to 49 employees	986	29 435	78 877	339 673
	Establishments with 50 to 99 employees	133	8 415	22 004	95 935
	Establishments with 100 to 249 employees	13	g	D	D
	Establishments with 250 to 499 employees	3	f	D	D
	Establishments with 500 to 999 employees	2	g	D	D
	Establishments with 1,000 employees or more	—	—	—	—
722211	Limited-service restaurants				
	All establishments	6 096	58 109	162 007	718 952
	Establishments with 1 to 4 employees	3 469	5 970	20 622	114 407
	Establishments with 5 to 9 employees	978	6 383	20 204	83 453
	Establishments with 10 to 19 employees	677	9 531	27 394	115 785
	Establishments with 20 to 49 employees	834	25 078	64 960	279 741
	Establishments with 50 to 99 employees	121	7 677	19 686	85 626
	Establishments with 100 to 249 employees	13	g	D	D
	Establishments with 250 to 499 employees	2	f	D	D
	Establishments with 500 to 999 employees	2	g	D	D
	Establishments with 1,000 employees or more	—	—	—	—
722212	Cafeterias, buffets, and grill buffets				
	All establishments	150	1 206	3 770	18 104
	Establishments with 1 to 4 employees	83	121	404	3 020
	Establishments with 5 to 9 employees	41	271	841	3 551
	Establishments with 10 to 19 employees	15	212	698	3 044
	Establishments with 20 to 49 employees	4	c	D	D
	Establishments with 50 to 99 employees	7	e	D	D
	Establishments with 100 to 249 employees	—	—	—	—
	Establishments with 250 to 499 employees	—	—	—	—
	Establishments with 500 to 999 employees	—	—	—	—

See footnotes at end of table.

Table 2. Establishments, Employees, and Payroll by Industry and Employment Size of Establishments for the State: 2004—Con.

[Excludes most government employees, railroad employees, and self-employed persons. Size class 1 to 4 employees includes establishments having payroll, but no employees, during mid-March pay period. For meaning of abbreviations and symbols, see introductory text. For explanation of terms, see Appendix A. For statement on reliability, see the note at the end of the table and Appendix C]

NAICS code	Geography, kind of business, and employment size class	Establishments (number)	Paid employees for pay period including March 12 (number)	First-quarter payroll (\$1,000)	Annual payroll (\$1,000)
	NEW JERSEY—Con.				
72	Accommodation and food services—Con.				
722	Food services and drinking places—Con.				
7222	Limited-service eating places—Con.				
72221	Limited-service eating places—Con.				
722212	Cafeterias, buffets, and grill buffets—Con.				
	All establishments—Con.				
	Establishments with 1,000 employees or more	—	—	—	—
722213	Snack and nonalcoholic beverage bars				
	All establishments	1 703	12 650	38 745	183 868
	Establishments with 1 to 4 employees	883	1 100	3 410	28 712
	Establishments with 5 to 9 employees	339	2 279	6 480	27 726
	Establishments with 10 to 19 employees	327	4 523	13 696	61 307
	Establishments with 20 to 49 employees	148	h	D	D
	Establishments with 50 to 99 employees	5	e	D	D
	Establishments with 100 to 249 employees	—	—	—	—
	Establishments with 250 to 499 employees	1	e	D	D
	Establishments with 500 to 999 employees	—	—	—	—
	Establishments with 1,000 employees or more	—	—	—	—
7223	Special food services				
	All establishments	1 699	26 227	105 469	455 603
	Establishments with 1 to 4 employees	784	1 322	10 098	61 840
	Establishments with 5 to 9 employees	337	g	D	D
	Establishments with 10 to 19 employees	260	3 539	15 954	63 922
	Establishments with 20 to 49 employees	214	6 428	24 249	100 847
	Establishments with 50 to 99 employees	66	h	D	D
	Establishments with 100 to 249 employees	32	h	D	D
	Establishments with 250 to 499 employees	4	1 448	6 558	22 397
	Establishments with 500 to 999 employees	1	f	D	D
	Establishments with 1,000 employees or more	1	g	D	D
72231	Food service contractors				
	All establishments	1 161	19 034	79 849	330 274
	Establishments with 1 to 4 employees	483	942	8 752	50 606
	Establishments with 5 to 9 employees	260	1 775	9 886	40 571
	Establishments with 10 to 19 employees	199	h	D	D
	Establishments with 20 to 49 employees	155	4 573	17 814	69 960
	Establishments with 50 to 99 employees	37	h	D	D
	Establishments with 100 to 249 employees	21	3 184	12 032	52 993
	Establishments with 250 to 499 employees	4	1 448	6 558	22 397
	Establishments with 500 to 999 employees	1	f	D	D
	Establishments with 1,000 employees or more	1	g	D	D
722310	Food service contractors				
	All establishments	1 161	19 034	79 849	330 274
	Establishments with 1 to 4 employees	483	942	8 752	50 606
	Establishments with 5 to 9 employees	260	1 775	9 886	40 571
	Establishments with 10 to 19 employees	199	h	D	D
	Establishments with 20 to 49 employees	155	4 573	17 814	69 960
	Establishments with 50 to 99 employees	37	h	D	D
	Establishments with 100 to 249 employees	21	3 184	12 032	52 993
	Establishments with 250 to 499 employees	4	1 448	6 558	22 397
	Establishments with 500 to 999 employees	1	f	D	D
	Establishments with 1,000 employees or more	1	g	D	D
72232	Caterers				
	All establishments	447	6 898	24 405	119 731
	Establishments with 1 to 4 employees	226	313	1 150	9 421
	Establishments with 5 to 9 employees	67	e	D	D
	Establishments with 10 to 19 employees	58	f	D	D
	Establishments with 20 to 49 employees	57	g	D	D
	Establishments with 50 to 99 employees	28	2 046	7 586	38 920
	Establishments with 100 to 249 employees	11	g	D	D
	Establishments with 250 to 499 employees	—	—	—	—
	Establishments with 500 to 999 employees	—	—	—	—
	Establishments with 1,000 employees or more	—	—	—	—
722320	Caterers				
	All establishments	447	6 898	24 405	119 731
	Establishments with 1 to 4 employees	226	313	1 150	9 421
	Establishments with 5 to 9 employees	67	e	D	D
	Establishments with 10 to 19 employees	58	f	D	D
	Establishments with 20 to 49 employees	57	g	D	D
	Establishments with 50 to 99 employees	28	2 046	7 586	38 920
	Establishments with 100 to 249 employees	11	g	D	D
	Establishments with 250 to 499 employees	—	—	—	—
	Establishments with 500 to 999 employees	—	—	—	—
	Establishments with 1,000 employees or more	—	—	—	—

See footnotes at end of table.

Table 2. Establishments, Employees, and Payroll by Industry and Employment Size of Establishments for the State: 2004—Con.

[Excludes most government employees, railroad employees, and self-employed persons. Size class 1 to 4 employees includes establishments having payroll, but no employees, during mid-March pay period. For meaning of abbreviations and symbols, see introductory text. For explanation of terms, see Appendix A. For statement on reliability, see the note at the end of the table and Appendix C]

NAICS code	Geography, kind of business, and employment size class	Establishments (number)	Paid employees for pay period including March 12 (number)	First-quarter payroll (\$1,000)	Annual payroll (\$1,000)
	NEW JERSEY—Con.				
72	Accommodation and food services—Con.				
722	Food services and drinking places—Con.				
7223	Special food services—Con.				
72233	Mobile food services				
	All establishments	91	295	1 215	5 598
	Establishments with 1 to 4 employees	75	67	196	1 813
	Establishments with 5 to 9 employees	10	b	D	D
	Establishments with 10 to 19 employees	3	b	D	D
	Establishments with 20 to 49 employees	2	b	D	D
	Establishments with 50 to 99 employees	1	b	D	D
	Establishments with 100 to 249 employees	—	—	—	—
	Establishments with 250 to 499 employees	—	—	—	—
	Establishments with 500 to 999 employees	—	—	—	—
	Establishments with 1,000 employees or more	—	—	—	—
722330	Mobile food services				
	All establishments	91	295	1 215	5 598
	Establishments with 1 to 4 employees	75	67	196	1 813
	Establishments with 5 to 9 employees	10	b	D	D
	Establishments with 10 to 19 employees	3	b	D	D
	Establishments with 20 to 49 employees	2	b	D	D
	Establishments with 50 to 99 employees	1	b	D	D
	Establishments with 100 to 249 employees	—	—	—	—
	Establishments with 250 to 499 employees	—	—	—	—
	Establishments with 500 to 999 employees	—	—	—	—
	Establishments with 1,000 employees or more	—	—	—	—
7224	Drinking places (alcoholic beverages)				
	All establishments	1 428	8 480	23 821	108 228
	Establishments with 1 to 4 employees	905	1 735	5 428	29 386
	Establishments with 5 to 9 employees	294	1 902	4 998	21 044
	Establishments with 10 to 19 employees	146	1 934	5 570	24 148
	Establishments with 20 to 49 employees	71	2 044	5 446	23 673
	Establishments with 50 to 99 employees	10	f	D	D
	Establishments with 100 to 249 employees	2	c	D	D
	Establishments with 250 to 499 employees	—	—	—	—
	Establishments with 500 to 999 employees	—	—	—	—
	Establishments with 1,000 employees or more	—	—	—	—
72241	Drinking places (alcoholic beverages)				
	All establishments	1 428	8 480	23 821	108 228
	Establishments with 1 to 4 employees	905	1 735	5 428	29 386
	Establishments with 5 to 9 employees	294	1 902	4 998	21 044
	Establishments with 10 to 19 employees	146	1 934	5 570	24 148
	Establishments with 20 to 49 employees	71	2 044	5 446	23 673
	Establishments with 50 to 99 employees	10	f	D	D
	Establishments with 100 to 249 employees	2	c	D	D
	Establishments with 250 to 499 employees	—	—	—	—
	Establishments with 500 to 999 employees	—	—	—	—
	Establishments with 1,000 employees or more	—	—	—	—
722410	Drinking places (alcoholic beverages)				
	All establishments	1 428	8 480	23 821	108 228
	Establishments with 1 to 4 employees	905	1 735	5 428	29 386
	Establishments with 5 to 9 employees	294	1 902	4 998	21 044
	Establishments with 10 to 19 employees	146	1 934	5 570	24 148
	Establishments with 20 to 49 employees	71	2 044	5 446	23 673
	Establishments with 50 to 99 employees	10	f	D	D
	Establishments with 100 to 249 employees	2	c	D	D
	Establishments with 250 to 499 employees	—	—	—	—
	Establishments with 500 to 999 employees	—	—	—	—
	Establishments with 1,000 employees or more	—	—	—	—
81	Other services (except public administration)				
	All establishments	23 547	157 204	1 081 659	4 179 800
	Establishments with 1 to 4 employees	15 542	28 457	143 010	659 643
	Establishments with 5 to 9 employees	4 454	28 975	162 032	675 302
	Establishments with 10 to 19 employees	2 190	29 209	172 653	714 012
	Establishments with 20 to 49 employees	1 017	30 093	183 783	762 734
	Establishments with 50 to 99 employees	228	15 139	90 680	366 824
	Establishments with 100 to 249 employees	90	13 661	84 298	362 350
	Establishments with 250 to 499 employees	20	6 416	49 841	190 057
	Establishments with 500 to 999 employees	4	h	D	D
	Establishments with 1,000 employees or more	2	g	D	D
811	Repair and maintenance				
	All establishments	6 878	38 590	445 318	1 498 864
	Establishments with 1 to 4 employees	4 691	8 972	56 582	255 102
	Establishments with 5 to 9 employees	1 317	8 581	64 478	268 364
	Establishments with 10 to 19 employees	628	8 378	68 556	282 813
	Establishments with 20 to 49 employees	189	5 425	43 936	192 261
	Establishments with 50 to 99 employees	36	g	D	D
	Establishments with 100 to 249 employees	14	2 168	24 295	106 839
	Establishments with 250 to 499 employees	1	e	D	D
	Establishments with 500 to 999 employees	1	f	D	D
	Establishments with 1,000 employees or more	1	g	D	D

See footnotes at end of table.

Table 2. Establishments, Employees, and Payroll by Industry and Employment Size of Establishments for the State: 2004—Con.

[Excludes most government employees, railroad employees, and self-employed persons. Size class 1 to 4 employees includes establishments having payroll, but no employees, during mid-March pay period. For meaning of abbreviations and symbols, see introductory text. For explanation of terms, see Appendix A. For statement on reliability, see the note at the end of the table and Appendix C]

NAICS code	Geography, kind of business, and employment size class	Establishments (number)	Paid employees for pay period including March 12 (number)	First-quarter payroll (\$1,000)	Annual payroll (\$1,000)
	NEW JERSEY—Con.				
81	Other services (except public administration)—Con.				
811	Repair and maintenance—Con.				
8111	Automotive repair and maintenance				
	All establishments	5 077	25 955	183 151	771 982
	Establishments with 1 to 4 employees	3 416	6 722	40 927	180 841
	Establishments with 5 to 9 employees	1 039	6 746	48 774	201 012
	Establishments with 10 to 19 employees	482	6 400	48 917	201 098
	Establishments with 20 to 49 employees	124	3 522	23 102	95 212
	Establishments with 50 to 99 employees	11	f	D	D
	Establishments with 100 to 249 employees	3	f	D	D
	Establishments with 250 to 499 employees	1	e	D	D
	Establishments with 500 to 999 employees	1	f	D	D
	Establishments with 1,000 employees or more	—	—	—	—
81111	Automotive mechanical and electrical repair and maintenance				
	All establishments	2 973	11 412	82 774	353 155
	Establishments with 1 to 4 employees	2 240	4 495	27 830	119 985
	Establishments with 5 to 9 employees	538	3 377	24 913	105 309
	Establishments with 10 to 19 employees	159	2 042	16 114	68 142
	Establishments with 20 to 49 employees	32	f	D	D
	Establishments with 50 to 99 employees	2	c	D	D
	Establishments with 100 to 249 employees	2	e	D	D
	Establishments with 250 to 499 employees	—	—	—	—
	Establishments with 500 to 999 employees	—	—	—	—
	Establishments with 1,000 employees or more	—	—	—	—
811111	General automotive repair				
	All establishments	2 545	9 662	70 120	299 562
	Establishments with 1 to 4 employees	1 947	3 868	23 532	101 328
	Establishments with 5 to 9 employees	431	2 716	19 830	84 514
	Establishments with 10 to 19 employees	136	1 755	13 856	58 027
	Establishments with 20 to 49 employees	28	f	D	D
	Establishments with 50 to 99 employees	1	b	D	D
	Establishments with 100 to 249 employees	2	e	D	D
	Establishments with 250 to 499 employees	—	—	—	—
	Establishments with 500 to 999 employees	—	—	—	—
	Establishments with 1,000 employees or more	—	—	—	—
811112	Automotive exhaust system repair				
	All establishments	84	369	2 637	11 377
	Establishments with 1 to 4 employees	54	c	D	D
	Establishments with 5 to 9 employees	27	167	1 168	5 064
	Establishments with 10 to 19 employees	2	b	D	D
	Establishments with 20 to 49 employees	1	b	D	D
	Establishments with 50 to 99 employees	—	—	—	—
	Establishments with 100 to 249 employees	—	—	—	—
	Establishments with 250 to 499 employees	—	—	—	—
	Establishments with 500 to 999 employees	—	—	—	—
	Establishments with 1,000 employees or more	—	—	—	—
811113	Automotive transmission repair				
	All establishments	200	701	5 238	22 059
	Establishments with 1 to 4 employees	147	e	D	D
	Establishments with 5 to 9 employees	44	263	2 252	8 990
	Establishments with 10 to 19 employees	8	b	D	D
	Establishments with 20 to 49 employees	1	b	D	D
	Establishments with 50 to 99 employees	—	—	—	—
	Establishments with 100 to 249 employees	—	—	—	—
	Establishments with 250 to 499 employees	—	—	—	—
	Establishments with 500 to 999 employees	—	—	—	—
	Establishments with 1,000 employees or more	—	—	—	—
811118	Other automotive mechanical and electrical repair and maintenance				
	All establishments	144	680	4 779	20 157
	Establishments with 1 to 4 employees	92	176	1 046	4 406
	Establishments with 5 to 9 employees	36	231	1 663	6 741
	Establishments with 10 to 19 employees	13	c	D	D
	Establishments with 20 to 49 employees	2	b	D	D
	Establishments with 50 to 99 employees	1	b	D	D
	Establishments with 100 to 249 employees	—	—	—	—
	Establishments with 250 to 499 employees	—	—	—	—
	Establishments with 500 to 999 employees	—	—	—	—
	Establishments with 1,000 employees or more	—	—	—	—
81112	Automotive body, paint, interior, and glass repair				
	All establishments	1 338	7 952	67 017	280 145
	Establishments with 1 to 4 employees	757	1 517	10 073	45 356
	Establishments with 5 to 9 employees	322	g	D	D
	Establishments with 10 to 19 employees	215	2 917	26 376	108 419
	Establishments with 20 to 49 employees	40	1 066	9 403	38 666
	Establishments with 50 to 99 employees	3	c	D	D
	Establishments with 100 to 249 employees	1	c	D	D
	Establishments with 250 to 499 employees	—	—	—	—
	Establishments with 500 to 999 employees	—	—	—	—
	Establishments with 1,000 employees or more	—	—	—	—

See footnotes at end of table.

Table 2. Establishments, Employees, and Payroll by Industry and Employment Size of Establishments for the State: 2004—Con.

[Excludes most government employees, railroad employees, and self-employed persons. Size class 1 to 4 employees includes establishments having payroll, but no employees, during mid-March pay period. For meaning of abbreviations and symbols, see introductory text. For explanation of terms, see Appendix A. For statement on reliability, see the note at the end of the table and Appendix C]

NAICS code	Geography, kind of business, and employment size class	Establishments (number)	Paid employees for pay period including March 12 (number)	First-quarter payroll (\$1,000)	Annual payroll (\$1,000)
81	NEW JERSEY—Con.				
	Other services (except public administration)—Con.				
811	Repair and maintenance—Con.				
8111	Automotive repair and maintenance—Con.				
81112	Automotive body, paint, interior, and glass repair—Con.				
811121	Automotive body, paint, and interior repair and maintenance				
	All establishments	1 211	7 422	62 249	260 356
	Establishments with 1 to 4 employees	666	g	D	D
	Establishments with 5 to 9 employees	302	g	D	D
	Establishments with 10 to 19 employees	202	2 752	24 783	101 816
	Establishments with 20 to 49 employees	37	f	D	D
	Establishments with 50 to 99 employees	3	c	D	D
	Establishments with 100 to 249 employees	1	c	D	D
	Establishments with 250 to 499 employees	—	—	—	—
	Establishments with 500 to 999 employees	—	—	—	—
	Establishments with 1,000 employees or more	—	—	—	—
811122	Automotive glass replacement				
	All establishments	127	530	4 768	19 789
	Establishments with 1 to 4 employees	91	c	D	D
	Establishments with 5 to 9 employees	20	c	D	D
	Establishments with 10 to 19 employees	13	165	1 593	6 603
	Establishments with 20 to 49 employees	3	b	D	D
	Establishments with 50 to 99 employees	—	—	—	—
	Establishments with 100 to 249 employees	—	—	—	—
	Establishments with 250 to 499 employees	—	—	—	—
	Establishments with 500 to 999 employees	—	—	—	—
	Establishments with 1,000 employees or more	—	—	—	—
81119	Other automotive repair and maintenance				
	All establishments	766	6 591	33 360	138 682
	Establishments with 1 to 4 employees	419	710	3 024	15 500
	Establishments with 5 to 9 employees	179	g	D	D
	Establishments with 10 to 19 employees	108	1 441	6 427	24 537
	Establishments with 20 to 49 employees	52	g	D	D
	Establishments with 50 to 99 employees	6	e	D	D
	Establishments with 100 to 249 employees	—	—	—	—
	Establishments with 250 to 499 employees	1	e	D	D
	Establishments with 500 to 999 employees	1	f	D	D
	Establishments with 1,000 employees or more	—	—	—	—
811191	Automotive oil change and lubrication				
	All establishments	133	f	D	D
	Establishments with 1 to 4 employees	52	b	D	D
	Establishments with 5 to 9 employees	50	e	D	D
	Establishments with 10 to 19 employees	25	e	D	D
	Establishments with 20 to 49 employees	6	c	D	D
	Establishments with 50 to 99 employees	—	—	—	—
	Establishments with 100 to 249 employees	—	—	—	—
	Establishments with 250 to 499 employees	—	—	—	—
	Establishments with 500 to 999 employees	—	—	—	—
	Establishments with 1,000 employees or more	—	—	—	—
811192	Car washes				
	All establishments	571	4 932	19 748	88 112
	Establishments with 1 to 4 employees	327	554	2 072	11 303
	Establishments with 5 to 9 employees	120	f	D	D
	Establishments with 10 to 19 employees	75	1 010	3 513	14 547
	Establishments with 20 to 49 employees	43	g	D	D
	Establishments with 50 to 99 employees	5	e	D	D
	Establishments with 100 to 249 employees	—	—	—	—
	Establishments with 250 to 499 employees	—	—	—	—
	Establishments with 500 to 999 employees	1	f	D	D
	Establishments with 1,000 employees or more	—	—	—	—
811198	All other automotive repair and maintenance				
	All establishments	62	f	D	D
	Establishments with 1 to 4 employees	40	b	D	D
	Establishments with 5 to 9 employees	9	b	D	D
	Establishments with 10 to 19 employees	8	c	D	D
	Establishments with 20 to 49 employees	3	c	D	D
	Establishments with 50 to 99 employees	1	b	D	D
	Establishments with 100 to 249 employees	—	—	—	—
	Establishments with 250 to 499 employees	1	e	D	D
	Establishments with 500 to 999 employees	—	—	—	—
	Establishments with 1,000 employees or more	—	—	—	—
8112	Electronic and precision equipment repair and maintenance				
	All establishments	528	5 557	196 660	436 036
	Establishments with 1 to 4 employees	352	661	5 525	25 222
	Establishments with 5 to 9 employees	86	575	5 845	24 446
	Establishments with 10 to 19 employees	48	662	7 072	29 282
	Establishments with 20 to 49 employees	24	f	D	D
	Establishments with 50 to 99 employees	11	780	11 402	42 244
	Establishments with 100 to 249 employees	6	f	D	D
	Establishments with 250 to 499 employees	—	—	—	—
	Establishments with 500 to 999 employees	—	—	—	—

See footnotes at end of table.

Table 2. Establishments, Employees, and Payroll by Industry and Employment Size of Establishments for the State: 2004—Con.

[Excludes most government employees, railroad employees, and self-employed persons. Size class 1 to 4 employees includes establishments having payroll, but no employees, during mid-March pay period. For meaning of abbreviations and symbols, see introductory text. For explanation of terms, see Appendix A. For statement on reliability, see the note at the end of the table and Appendix C]

NAICS code	Geography, kind of business, and employment size class	Establishments (number)	Paid employees for pay period including March 12 (number)	First-quarter payroll (\$1,000)	Annual payroll (\$1,000)
	NEW JERSEY—Con.				
81	Other services (except public administration)—Con.				
811	Repair and maintenance—Con.				
8112	Electronic and precision equipment repair and maintenance—Con.				
	All establishments—Con.				
	Establishments with 1,000 employees or more	1	g	D	D
81121	Electronic and precision equipment repair and maintenance				
	All establishments	528	5 557	196 660	436 036
	Establishments with 1 to 4 employees	352	661	5 525	25 222
	Establishments with 5 to 9 employees	86	575	5 845	24 446
	Establishments with 10 to 19 employees	48	662	7 072	29 282
	Establishments with 20 to 49 employees	24	f	D	D
	Establishments with 50 to 99 employees	11	780	11 402	42 244
	Establishments with 100 to 249 employees	6	f	D	D
	Establishments with 250 to 499 employees	—	—	—	—
	Establishments with 500 to 999 employees	—	—	—	—
	Establishments with 1,000 employees or more	1	g	D	D
811211	Consumer electronics repair and maintenance				
	All establishments	112	665	4 854	19 361
	Establishments with 1 to 4 employees	80	148	825	3 631
	Establishments with 5 to 9 employees	20	145	1 224	5 009
	Establishments with 10 to 19 employees	6	b	D	D
	Establishments with 20 to 49 employees	5	c	D	D
	Establishments with 50 to 99 employees	—	—	—	—
	Establishments with 100 to 249 employees	1	c	D	D
	Establishments with 250 to 499 employees	—	—	—	—
	Establishments with 500 to 999 employees	—	—	—	—
	Establishments with 1,000 employees or more	—	—	—	—
811212	Computer and office machine repair and maintenance				
	All establishments	221	3 321	174 228	338 968
	Establishments with 1 to 4 employees	153	265	2 142	10 332
	Establishments with 5 to 9 employees	33	210	2 171	8 849
	Establishments with 10 to 19 employees	13	c	D	D
	Establishments with 20 to 49 employees	10	308	3 780	18 114
	Establishments with 50 to 99 employees	8	585	8 289	27 664
	Establishments with 100 to 249 employees	3	e	D	D
	Establishments with 250 to 499 employees	—	—	—	—
	Establishments with 500 to 999 employees	—	—	—	—
	Establishments with 1,000 employees or more	1	g	D	D
811213	Communication equipment repair and maintenance				
	All establishments	75	608	6 155	26 781
	Establishments with 1 to 4 employees	49	93	969	3 843
	Establishments with 5 to 9 employees	12	85	960	4 197
	Establishments with 10 to 19 employees	9	c	D	D
	Establishments with 20 to 49 employees	3	b	D	D
	Establishments with 50 to 99 employees	1	b	D	D
	Establishments with 100 to 249 employees	1	c	D	D
	Establishments with 250 to 499 employees	—	—	—	—
	Establishments with 500 to 999 employees	—	—	—	—
	Establishments with 1,000 employees or more	—	—	—	—
811219	Other electronic and precision equipment repair and maintenance				
	All establishments	120	963	11 423	50 926
	Establishments with 1 to 4 employees	70	155	1 589	7 416
	Establishments with 5 to 9 employees	21	135	1 490	6 391
	Establishments with 10 to 19 employees	20	276	3 174	13 243
	Establishments with 20 to 49 employees	6	144	1 904	8 518
	Establishments with 50 to 99 employees	2	c	D	D
	Establishments with 100 to 249 employees	1	c	D	D
	Establishments with 250 to 499 employees	—	—	—	—
	Establishments with 500 to 999 employees	—	—	—	—
	Establishments with 1,000 employees or more	—	—	—	—
8113	Commercial and industrial machinery and equipment (except automotive and electronic) repair and maintenance				
	All establishments	609	4 319	45 827	206 697
	Establishments with 1 to 4 employees	389	741	5 690	27 236
	Establishments with 5 to 9 employees	113	751	6 794	29 462
	Establishments with 10 to 19 employees	60	807	8 844	38 043
	Establishments with 20 to 49 employees	34	1 046	11 324	54 075
	Establishments with 50 to 99 employees	10	599	6 897	29 246
	Establishments with 100 to 249 employees	3	375	6 278	28 635
	Establishments with 250 to 499 employees	—	—	—	—
	Establishments with 500 to 999 employees	—	—	—	—
	Establishments with 1,000 employees or more	—	—	—	—

See footnotes at end of table.

Table 2. Establishments, Employees, and Payroll by Industry and Employment Size of Establishments for the State: 2004—Con.

[Excludes most government employees, railroad employees, and self-employed persons. Size class 1 to 4 employees includes establishments having payroll, but no employees, during mid-March pay period. For meaning of abbreviations and symbols, see introductory text. For explanation of terms, see Appendix A. For statement on reliability, see the note at the end of the table and Appendix C]

NAICS code	Geography, kind of business, and employment size class	Establishments (number)	Paid employees for pay period including March 12 (number)	First-quarter payroll (\$1,000)	Annual payroll (\$1,000)
	NEW JERSEY—Con.				
81	Other services (except public administration)—Con.				
811	Repair and maintenance—Con.				
8113	Commercial and industrial machinery and equipment (except automotive and electronic) repair and maintenance—Con.				
81131	Commercial and industrial machinery and equipment (except automotive and electronic) repair and maintenance				
	All establishments	609	4 319	45 827	206 697
	Establishments with 1 to 4 employees	389	741	5 690	27 236
	Establishments with 5 to 9 employees	113	751	6 794	29 462
	Establishments with 10 to 19 employees	60	807	8 844	38 043
	Establishments with 20 to 49 employees	34	1 046	11 324	54 075
	Establishments with 50 to 99 employees	10	599	6 897	29 246
	Establishments with 100 to 249 employees	3	375	6 278	28 635
	Establishments with 250 to 499 employees	—	—	—	—
	Establishments with 500 to 999 employees	—	—	—	—
	Establishments with 1,000 employees or more	—	—	—	—
811310	Commercial and industrial machinery and equipment (except automotive and electronic) repair and maintenance				
	All establishments	609	4 319	45 827	206 697
	Establishments with 1 to 4 employees	389	741	5 690	27 236
	Establishments with 5 to 9 employees	113	751	6 794	29 462
	Establishments with 10 to 19 employees	60	807	8 844	38 043
	Establishments with 20 to 49 employees	34	1 046	11 324	54 075
	Establishments with 50 to 99 employees	10	599	6 897	29 246
	Establishments with 100 to 249 employees	3	375	6 278	28 635
	Establishments with 250 to 499 employees	—	—	—	—
	Establishments with 500 to 999 employees	—	—	—	—
	Establishments with 1,000 employees or more	—	—	—	—
8114	Personal and household goods repair and maintenance				
	All establishments	664	2 759	19 680	84 149
	Establishments with 1 to 4 employees	534	848	4 440	21 803
	Establishments with 5 to 9 employees	79	509	3 065	13 444
	Establishments with 10 to 19 employees	38	509	3 723	14 390
	Establishments with 20 to 49 employees	7	c	D	D
	Establishments with 50 to 99 employees	4	e	D	D
	Establishments with 100 to 249 employees	2	e	D	D
	Establishments with 250 to 499 employees	—	—	—	—
	Establishments with 500 to 999 employees	—	—	—	—
	Establishments with 1,000 employees or more	—	—	—	—
81141	Home and garden equipment and appliance repair and maintenance				
	All establishments	194	1 170	10 832	44 218
	Establishments with 1 to 4 employees	149	e	D	D
	Establishments with 5 to 9 employees	27	c	D	D
	Establishments with 10 to 19 employees	12	166	1 611	6 059
	Establishments with 20 to 49 employees	3	b	D	D
	Establishments with 50 to 99 employees	1	b	D	D
	Establishments with 100 to 249 employees	2	e	D	D
	Establishments with 250 to 499 employees	—	—	—	—
	Establishments with 500 to 999 employees	—	—	—	—
	Establishments with 1,000 employees or more	—	—	—	—
811411	Home and garden equipment repair and maintenance				
	All establishments	61	244	1 704	7 485
	Establishments with 1 to 4 employees	45	b	D	D
	Establishments with 5 to 9 employees	12	b	D	D
	Establishments with 10 to 19 employees	2	b	D	D
	Establishments with 20 to 49 employees	2	b	D	D
	Establishments with 50 to 99 employees	—	—	—	—
	Establishments with 100 to 249 employees	—	—	—	—
	Establishments with 250 to 499 employees	—	—	—	—
	Establishments with 500 to 999 employees	—	—	—	—
	Establishments with 1,000 employees or more	—	—	—	—
811412	Appliance repair and maintenance				
	All establishments	133	926	9 128	36 733
	Establishments with 1 to 4 employees	104	179	1 264	5 760
	Establishments with 5 to 9 employees	15	c	D	D
	Establishments with 10 to 19 employees	10	c	D	D
	Establishments with 20 to 49 employees	1	b	D	D
	Establishments with 50 to 99 employees	1	b	D	D
	Establishments with 100 to 249 employees	2	e	D	D
	Establishments with 250 to 499 employees	—	—	—	—
	Establishments with 500 to 999 employees	—	—	—	—
	Establishments with 1,000 employees or more	—	—	—	—
81142	Reupholstery and furniture repair				
	All establishments	158	505	2 609	10 720
	Establishments with 1 to 4 employees	120	c	D	D
	Establishments with 5 to 9 employees	27	c	D	D
	Establishments with 10 to 19 employees	10	c	D	D
	Establishments with 20 to 49 employees	1	b	D	D
	Establishments with 50 to 99 employees	—	—	—	—
	Establishments with 100 to 249 employees	—	—	—	—
	Establishments with 250 to 499 employees	—	—	—	—

See footnotes at end of table.

Table 2. Establishments, Employees, and Payroll by Industry and Employment Size of Establishments for the State: 2004—Con.

[Excludes most government employees, railroad employees, and self-employed persons. Size class 1 to 4 employees includes establishments having payroll, but no employees, during mid-March pay period. For meaning of abbreviations and symbols, see introductory text. For explanation of terms, see Appendix A. For statement on reliability, see the note at the end of the table and Appendix C]

NAICS code	Geography, kind of business, and employment size class	Establishments (number)	Paid employees for pay period including March 12 (number)	First-quarter payroll (\$1,000)	Annual payroll (\$1,000)
	NEW JERSEY—Con.				
81	Other services (except public administration)—Con.				
811	Repair and maintenance—Con.				
8114	Personal and household goods repair and maintenance—Con.				
81142	Reupholstery and furniture repair—Con.				
	All establishments—Con.				
	Establishments with 500 to 999 employees	—	—	—	—
	Establishments with 1,000 employees or more	—	—	—	—
811420	Reupholstery and furniture repair				
	All establishments	158	505	2 609	10 720
	Establishments with 1 to 4 employees	120	c	D	D
	Establishments with 5 to 9 employees	27	c	D	D
	Establishments with 10 to 19 employees	10	c	D	D
	Establishments with 20 to 49 employees	1	b	D	D
	Establishments with 50 to 99 employees	—	—	—	—
	Establishments with 100 to 249 employees	—	—	—	—
	Establishments with 250 to 499 employees	—	—	—	—
	Establishments with 500 to 999 employees	—	—	—	—
	Establishments with 1,000 employees or more	—	—	—	—
81143	Footwear and leather goods repair				
	All establishments	26	59	288	1 210
	Establishments with 1 to 4 employees	23	b	D	D
	Establishments with 5 to 9 employees	2	a	D	D
	Establishments with 10 to 19 employees	1	a	D	D
	Establishments with 20 to 49 employees	—	—	—	—
	Establishments with 50 to 99 employees	—	—	—	—
	Establishments with 100 to 249 employees	—	—	—	—
	Establishments with 250 to 499 employees	—	—	—	—
	Establishments with 500 to 999 employees	—	—	—	—
	Establishments with 1,000 employees or more	—	—	—	—
811430	Footwear and leather goods repair				
	All establishments	26	59	288	1 210
	Establishments with 1 to 4 employees	23	b	D	D
	Establishments with 5 to 9 employees	2	a	D	D
	Establishments with 10 to 19 employees	1	a	D	D
	Establishments with 20 to 49 employees	—	—	—	—
	Establishments with 50 to 99 employees	—	—	—	—
	Establishments with 100 to 249 employees	—	—	—	—
	Establishments with 250 to 499 employees	—	—	—	—
	Establishments with 500 to 999 employees	—	—	—	—
	Establishments with 1,000 employees or more	—	—	—	—
81149	Other personal and household goods repair and maintenance				
	All establishments	286	1 025	5 951	28 001
	Establishments with 1 to 4 employees	242	357	1 597	8 819
	Establishments with 5 to 9 employees	23	c	D	D
	Establishments with 10 to 19 employees	15	207	1 314	5 425
	Establishments with 20 to 49 employees	3	b	D	D
	Establishments with 50 to 99 employees	3	c	D	D
	Establishments with 100 to 249 employees	—	—	—	—
	Establishments with 250 to 499 employees	—	—	—	—
	Establishments with 500 to 999 employees	—	—	—	—
	Establishments with 1,000 employees or more	—	—	—	—
811490	Other personal and household goods repair and maintenance				
	All establishments	286	1 025	5 951	28 001
	Establishments with 1 to 4 employees	242	357	1 597	8 819
	Establishments with 5 to 9 employees	23	c	D	D
	Establishments with 10 to 19 employees	15	207	1 314	5 425
	Establishments with 20 to 49 employees	3	b	D	D
	Establishments with 50 to 99 employees	3	c	D	D
	Establishments with 100 to 249 employees	—	—	—	—
	Establishments with 250 to 499 employees	—	—	—	—
	Establishments with 500 to 999 employees	—	—	—	—
	Establishments with 1,000 employees or more	—	—	—	—
812	Personal and laundry services				
	All establishments	9 428	48 728	217 941	950 993
	Establishments with 1 to 4 employees	6 675	11 541	44 020	207 328
	Establishments with 5 to 9 employees	1 658	10 797	43 228	183 186
	Establishments with 10 to 19 employees	733	9 716	42 341	176 976
	Establishments with 20 to 49 employees	283	7 954	41 171	173 549
	Establishments with 50 to 99 employees	43	h	D	D
	Establishments with 100 to 249 employees	32	4 736	24 646	111 191
	Establishments with 250 to 499 employees	4	g	D	D
	Establishments with 500 to 999 employees	—	—	—	—
	Establishments with 1,000 employees or more	—	—	—	—

See footnotes at end of table.

Table 2. Establishments, Employees, and Payroll by Industry and Employment Size of Establishments for the State: 2004—Con.

[Excludes most government employees, railroad employees, and self-employed persons. Size class 1 to 4 employees includes establishments having payroll, but no employees, during mid-March pay period. For meaning of abbreviations and symbols, see introductory text. For explanation of terms, see Appendix A. For statement on reliability, see the note at the end of the table and Appendix C]

NAICS code	Geography, kind of business, and employment size class	Establishments (number)	Paid employees for pay period including March 12 (number)	First-quarter payroll (\$1,000)	Annual payroll (\$1,000)
	NEW JERSEY—Con.				
81	Other services (except public administration)—Con.				
812	Personal and laundry services—Con.				
8121	Personal care services				
	All establishments	5 498	26 166	97 738	424 927
	Establishments with 1 to 4 employees	3 797	6 498	20 545	98 375
	Establishments with 5 to 9 employees	1 025	6 728	22 578	93 816
	Establishments with 10 to 19 employees	489	i	D	D
	Establishments with 20 to 49 employees	163	h	D	D
	Establishments with 50 to 99 employees	19	g	D	D
	Establishments with 100 to 249 employees	5	f	D	D
	Establishments with 250 to 499 employees	—	—	—	—
	Establishments with 500 to 999 employees	—	—	—	—
	Establishments with 1,000 employees or more	—	—	—	—
81211	Hair, nail, and skin care services				
	All establishments	4 926	23 344	87 755	382 049
	Establishments with 1 to 4 employees	3 414	5 875	18 287	87 608
	Establishments with 5 to 9 employees	902	5 924	20 241	83 941
	Establishments with 10 to 19 employees	447	i	D	D
	Establishments with 20 to 49 employees	142	h	D	D
	Establishments with 50 to 99 employees	17	g	D	D
	Establishments with 100 to 249 employees	4	f	D	D
	Establishments with 250 to 499 employees	—	—	—	—
	Establishments with 500 to 999 employees	—	—	—	—
	Establishments with 1,000 employees or more	—	—	—	—
812111	Barber shops				
	All establishments	319	707	2 481	10 500
	Establishments with 1 to 4 employees	283	e	D	D
	Establishments with 5 to 9 employees	31	c	D	D
	Establishments with 10 to 19 employees	5	b	D	D
	Establishments with 20 to 49 employees	—	—	—	—
	Establishments with 50 to 99 employees	—	—	—	—
	Establishments with 100 to 249 employees	—	—	—	—
	Establishments with 250 to 499 employees	—	—	—	—
	Establishments with 500 to 999 employees	—	—	—	—
	Establishments with 1,000 employees or more	—	—	—	—
812112	Beauty salons				
	All establishments	3 653	20 658	79 295	344 127
	Establishments with 1 to 4 employees	2 269	4 142	12 933	62 586
	Establishments with 5 to 9 employees	792	5 236	18 150	75 442
	Establishments with 10 to 19 employees	433	5 751	22 218	95 074
	Establishments with 20 to 49 employees	138	h	D	D
	Establishments with 50 to 99 employees	17	g	D	D
	Establishments with 100 to 249 employees	4	f	D	D
	Establishments with 250 to 499 employees	—	—	—	—
	Establishments with 500 to 999 employees	—	—	—	—
	Establishments with 1,000 employees or more	—	—	—	—
812113	Nail salons				
	All establishments	954	1 979	5 979	27 422
	Establishments with 1 to 4 employees	862	g	D	D
	Establishments with 5 to 9 employees	79	e	D	D
	Establishments with 10 to 19 employees	9	c	D	D
	Establishments with 20 to 49 employees	4	91	284	1 113
	Establishments with 50 to 99 employees	—	—	—	—
	Establishments with 100 to 249 employees	—	—	—	—
	Establishments with 250 to 499 employees	—	—	—	—
	Establishments with 500 to 999 employees	—	—	—	—
	Establishments with 1,000 employees or more	—	—	—	—
81219	Other personal care services				
	All establishments	572	2 822	9 983	42 878
	Establishments with 1 to 4 employees	383	623	2 258	10 767
	Establishments with 5 to 9 employees	123	804	2 337	9 875
	Establishments with 10 to 19 employees	42	f	D	D
	Establishments with 20 to 49 employees	21	f	D	D
	Establishments with 50 to 99 employees	2	c	D	D
	Establishments with 100 to 249 employees	1	c	D	D
	Establishments with 250 to 499 employees	—	—	—	—
	Establishments with 500 to 999 employees	—	—	—	—
	Establishments with 1,000 employees or more	—	—	—	—
812191	Diet and weight reducing centers				
	All establishments	124	844	3 945	15 214
	Establishments with 1 to 4 employees	69	160	697	2 897
	Establishments with 5 to 9 employees	37	c	D	D
	Establishments with 10 to 19 employees	11	c	D	D
	Establishments with 20 to 49 employees	6	c	D	D
	Establishments with 50 to 99 employees	—	—	—	—
	Establishments with 100 to 249 employees	1	c	D	D
	Establishments with 250 to 499 employees	—	—	—	—
	Establishments with 500 to 999 employees	—	—	—	—
	Establishments with 1,000 employees or more	—	—	—	—

See footnotes at end of table.

Table 2. Establishments, Employees, and Payroll by Industry and Employment Size of Establishments for the State: 2004—Con.

[Excludes most government employees, railroad employees, and self-employed persons. Size class 1 to 4 employees includes establishments having payroll, but no employees, during mid-March pay period. For meaning of abbreviations and symbols, see introductory text. For explanation of terms, see Appendix A. For statement on reliability, see the note at the end of the table and Appendix C]

NAICS code	Geography, kind of business, and employment size class	Establishments (number)	Paid employees for pay period including March 12 (number)	First-quarter payroll (\$1,000)	Annual payroll (\$1,000)
	NEW JERSEY—Con.				
81	Other services (except public administration)—Con.				
812	Personal and laundry services—Con.				
8121	Personal care services—Con.				
81219	Other personal care services—Con.				
812199	All other personal care services				
	All establishments	448	1 978	6 038	27 664
	Establishments with 1 to 4 employees	314	463	1 561	7 870
	Establishments with 5 to 9 employees	86	f	D	D
	Establishments with 10 to 19 employees	31	e	D	D
	Establishments with 20 to 49 employees	15	e	D	D
	Establishments with 50 to 99 employees	2	c	D	D
	Establishments with 100 to 249 employees	—	—	—	—
	Establishments with 250 to 499 employees	—	—	—	—
	Establishments with 500 to 999 employees	—	—	—	—
	Establishments with 1,000 employees or more	—	—	—	—
8122	Death care services				
	All establishments	605	3 632	32 299	138 568
	Establishments with 1 to 4 employees	372	827	6 959	30 107
	Establishments with 5 to 9 employees	136	874	7 759	34 562
	Establishments with 10 to 19 employees	70	944	7 910	32 683
	Establishments with 20 to 49 employees	23	f	D	D
	Establishments with 50 to 99 employees	4	e	D	D
	Establishments with 100 to 249 employees	—	—	—	—
	Establishments with 250 to 499 employees	—	—	—	—
	Establishments with 500 to 999 employees	—	—	—	—
	Establishments with 1,000 employees or more	—	—	—	—
81221	Funeral homes and funeral services				
	All establishments	431	2 341	19 977	88 097
	Establishments with 1 to 4 employees	272	620	5 885	24 940
	Establishments with 5 to 9 employees	103	670	6 316	28 623
	Establishments with 10 to 19 employees	42	585	4 239	18 804
	Establishments with 20 to 49 employees	13	e	D	D
	Establishments with 50 to 99 employees	1	b	D	D
	Establishments with 100 to 249 employees	—	—	—	—
	Establishments with 250 to 499 employees	—	—	—	—
	Establishments with 500 to 999 employees	—	—	—	—
	Establishments with 1,000 employees or more	—	—	—	—
812210	Funeral homes and funeral services				
	All establishments	431	2 341	19 977	88 097
	Establishments with 1 to 4 employees	272	620	5 885	24 940
	Establishments with 5 to 9 employees	103	670	6 316	28 623
	Establishments with 10 to 19 employees	42	585	4 239	18 804
	Establishments with 20 to 49 employees	13	e	D	D
	Establishments with 50 to 99 employees	1	b	D	D
	Establishments with 100 to 249 employees	—	—	—	—
	Establishments with 250 to 499 employees	—	—	—	—
	Establishments with 500 to 999 employees	—	—	—	—
	Establishments with 1,000 employees or more	—	—	—	—
81222	Cemeteries and crematories				
	All establishments	174	1 291	12 322	50 471
	Establishments with 1 to 4 employees	100	207	1 074	5 167
	Establishments with 5 to 9 employees	33	204	1 443	5 939
	Establishments with 10 to 19 employees	28	359	3 671	13 879
	Establishments with 20 to 49 employees	10	326	3 932	15 365
	Establishments with 50 to 99 employees	3	195	2 202	10 121
	Establishments with 100 to 249 employees	—	—	—	—
	Establishments with 250 to 499 employees	—	—	—	—
	Establishments with 500 to 999 employees	—	—	—	—
	Establishments with 1,000 employees or more	—	—	—	—
812220	Cemeteries and crematories				
	All establishments	174	1 291	12 322	50 471
	Establishments with 1 to 4 employees	100	207	1 074	5 167
	Establishments with 5 to 9 employees	33	204	1 443	5 939
	Establishments with 10 to 19 employees	28	359	3 671	13 879
	Establishments with 20 to 49 employees	10	326	3 932	15 365
	Establishments with 50 to 99 employees	3	195	2 202	10 121
	Establishments with 100 to 249 employees	—	—	—	—
	Establishments with 250 to 499 employees	—	—	—	—
	Establishments with 500 to 999 employees	—	—	—	—
	Establishments with 1,000 employees or more	—	—	—	—
8123	Drycleaning and laundry services				
	All establishments	2 078	11 923	54 842	241 598
	Establishments with 1 to 4 employees	1 586	2 774	10 526	47 224
	Establishments with 5 to 9 employees	307	1 952	7 725	31 667
	Establishments with 10 to 19 employees	92	1 226	5 150	20 539
	Establishments with 20 to 49 employees	57	1 581	8 132	34 248
	Establishments with 50 to 99 employees	15	g	D	D
	Establishments with 100 to 249 employees	19	h	D	D
	Establishments with 250 to 499 employees	2	f	D	D
	Establishments with 500 to 999 employees	—	—	—	—
	Establishments with 1,000 employees or more	—	—	—	—

See footnotes at end of table.

Table 2. Establishments, Employees, and Payroll by Industry and Employment Size of Establishments for the State: 2004—Con.

[Excludes most government employees, railroad employees, and self-employed persons. Size class 1 to 4 employees includes establishments having payroll, but no employees, during mid-March pay period. For meaning of abbreviations and symbols, see introductory text. For explanation of terms, see Appendix A. For statement on reliability, see the note at the end of the table and Appendix C]

NAICS code	Geography, kind of business, and employment size class	Establishments (number)	Paid employees for pay period including March 12 (number)	First-quarter payroll (\$1,000)	Annual payroll (\$1,000)
	NEW JERSEY—Con.				
81	Other services (except public administration)—Con.				
812	Personal and laundry services—Con.				
8123	Drycleaning and laundry services—Con.				
81231	Coin-operated laundries and drycleaners				
	All establishments	635	1 930	6 808	27 412
	Establishments with 1 to 4 employees	526	905	2 820	11 869
	Establishments with 5 to 9 employees	89	f	D	D
	Establishments with 10 to 19 employees	11	c	D	D
	Establishments with 20 to 49 employees	7	179	920	3 394
	Establishments with 50 to 99 employees	1	b	D	D
	Establishments with 100 to 249 employees	1	c	D	D
	Establishments with 250 to 499 employees	—	—	—	—
	Establishments with 500 to 999 employees	—	—	—	—
	Establishments with 1,000 employees or more	—	—	—	—
812310	Coin-operated laundries and drycleaners				
	All establishments	635	1 930	6 808	27 412
	Establishments with 1 to 4 employees	526	905	2 820	11 869
	Establishments with 5 to 9 employees	89	f	D	D
	Establishments with 10 to 19 employees	11	c	D	D
	Establishments with 20 to 49 employees	7	179	920	3 394
	Establishments with 50 to 99 employees	1	b	D	D
	Establishments with 100 to 249 employees	1	c	D	D
	Establishments with 250 to 499 employees	—	—	—	—
	Establishments with 500 to 999 employees	—	—	—	—
	Establishments with 1,000 employees or more	—	—	—	—
81232	Drycleaning and laundry services (except coin-operated)				
	All establishments	1 315	5 561	22 055	94 026
	Establishments with 1 to 4 employees	1 007	1 782	6 735	29 252
	Establishments with 5 to 9 employees	204	1 313	4 984	20 938
	Establishments with 10 to 19 employees	69	936	3 743	15 121
	Establishments with 20 to 49 employees	28	f	D	D
	Establishments with 50 to 99 employees	3	c	D	D
	Establishments with 100 to 249 employees	4	f	D	D
	Establishments with 250 to 499 employees	—	—	—	—
	Establishments with 500 to 999 employees	—	—	—	—
	Establishments with 1,000 employees or more	—	—	—	—
812320	Drycleaning and laundry services (except coin-operated)				
	All establishments	1 315	5 561	22 055	94 026
	Establishments with 1 to 4 employees	1 007	1 782	6 735	29 252
	Establishments with 5 to 9 employees	204	1 313	4 984	20 938
	Establishments with 10 to 19 employees	69	936	3 743	15 121
	Establishments with 20 to 49 employees	28	f	D	D
	Establishments with 50 to 99 employees	3	c	D	D
	Establishments with 100 to 249 employees	4	f	D	D
	Establishments with 250 to 499 employees	—	—	—	—
	Establishments with 500 to 999 employees	—	—	—	—
	Establishments with 1,000 employees or more	—	—	—	—
81233	Linen and uniform supply				
	All establishments	128	4 432	25 979	120 160
	Establishments with 1 to 4 employees	53	87	971	6 103
	Establishments with 5 to 9 employees	14	b	D	D
	Establishments with 10 to 19 employees	12	c	D	D
	Establishments with 20 to 49 employees	22	f	D	D
	Establishments with 50 to 99 employees	11	f	D	D
	Establishments with 100 to 249 employees	14	2 025	10 675	51 658
	Establishments with 250 to 499 employees	2	f	D	D
	Establishments with 500 to 999 employees	—	—	—	—
	Establishments with 1,000 employees or more	—	—	—	—
812331	Linen supply				
	All establishments	39	2 012	11 851	51 091
	Establishments with 1 to 4 employees	9	a	D	D
	Establishments with 5 to 9 employees	5	b	D	D
	Establishments with 10 to 19 employees	6	b	D	D
	Establishments with 20 to 49 employees	7	c	D	D
	Establishments with 50 to 99 employees	4	e	D	D
	Establishments with 100 to 249 employees	6	833	5 066	22 149
	Establishments with 250 to 499 employees	2	f	D	D
	Establishments with 500 to 999 employees	—	—	—	—
	Establishments with 1,000 employees or more	—	—	—	—
812332	Industrial launderers				
	All establishments	89	2 420	14 128	69 069
	Establishments with 1 to 4 employees	44	b	D	D
	Establishments with 5 to 9 employees	9	b	D	D
	Establishments with 10 to 19 employees	6	b	D	D
	Establishments with 20 to 49 employees	15	e	D	D
	Establishments with 50 to 99 employees	7	f	D	D
	Establishments with 100 to 249 employees	8	1 192	5 609	29 509
	Establishments with 250 to 499 employees	—	—	—	—
	Establishments with 500 to 999 employees	—	—	—	—
	Establishments with 1,000 employees or more	—	—	—	—

See footnotes at end of table.

Table 2. Establishments, Employees, and Payroll by Industry and Employment Size of Establishments for the State: 2004—Con.

[Excludes most government employees, railroad employees, and self-employed persons. Size class 1 to 4 employees includes establishments having payroll, but no employees, during mid-March pay period. For meaning of abbreviations and symbols, see introductory text. For explanation of terms, see Appendix A. For statement on reliability, see the note at the end of the table and Appendix C]

NAICS code	Geography, kind of business, and employment size class	Establishments (number)	Paid employees for pay period including March 12 (number)	First-quarter payroll (\$1,000)	Annual payroll (\$1,000)
	NEW JERSEY—Con.				
81	Other services (except public administration)—Con.				
812	Personal and laundry services—Con.				
8129	Other personal services				
	All establishments	1 247	7 007	33 062	145 900
	Establishments with 1 to 4 employees	920	1 442	5 990	31 622
	Establishments with 5 to 9 employees	190	1 243	5 166	23 141
	Establishments with 10 to 19 employees	82	g	D	D
	Establishments with 20 to 49 employees	40	g	D	D
	Establishments with 50 to 99 employees	5	e	D	D
	Establishments with 100 to 249 employees	8	1 311	7 403	31 115
	Establishments with 250 to 499 employees	2	f	D	D
	Establishments with 500 to 999 employees	—	—	—	—
	Establishments with 1,000 employees or more	—	—	—	—
81291	Pet care (except veterinary) services				
	All establishments	341	1 559	7 181	30 849
	Establishments with 1 to 4 employees	256	446	1 540	7 533
	Establishments with 5 to 9 employees	54	349	1 139	5 093
	Establishments with 10 to 19 employees	19	c	D	D
	Establishments with 20 to 49 employees	11	315	1 434	5 901
	Establishments with 50 to 99 employees	—	—	—	—
	Establishments with 100 to 249 employees	1	c	D	D
	Establishments with 250 to 499 employees	—	—	—	—
	Establishments with 500 to 999 employees	—	—	—	—
	Establishments with 1,000 employees or more	—	—	—	—
812910	Pet care (except veterinary) services				
	All establishments	341	1 559	7 181	30 849
	Establishments with 1 to 4 employees	256	446	1 540	7 533
	Establishments with 5 to 9 employees	54	349	1 139	5 093
	Establishments with 10 to 19 employees	19	c	D	D
	Establishments with 20 to 49 employees	11	315	1 434	5 901
	Establishments with 50 to 99 employees	—	—	—	—
	Establishments with 100 to 249 employees	1	c	D	D
	Establishments with 250 to 499 employees	—	—	—	—
	Establishments with 500 to 999 employees	—	—	—	—
	Establishments with 1,000 employees or more	—	—	—	—
81292	Photofinishing				
	All establishments	207	1 471	10 070	40 369
	Establishments with 1 to 4 employees	157	338	1 381	5 461
	Establishments with 5 to 9 employees	31	192	939	5 341
	Establishments with 10 to 19 employees	10	139	649	2 755
	Establishments with 20 to 49 employees	5	c	D	D
	Establishments with 50 to 99 employees	1	b	D	D
	Establishments with 100 to 249 employees	2	e	D	D
	Establishments with 250 to 499 employees	1	e	D	D
	Establishments with 500 to 999 employees	—	—	—	—
	Establishments with 1,000 employees or more	—	—	—	—
812921	Photofinishing laboratories (except one-hour)				
	All establishments	93	1 101	8 621	34 941
	Establishments with 1 to 4 employees	65	133	592	2 651
	Establishments with 5 to 9 employees	14	89	533	3 863
	Establishments with 10 to 19 employees	5	77	395	1 615
	Establishments with 20 to 49 employees	5	c	D	D
	Establishments with 50 to 99 employees	1	b	D	D
	Establishments with 100 to 249 employees	2	e	D	D
	Establishments with 250 to 499 employees	1	e	D	D
	Establishments with 500 to 999 employees	—	—	—	—
	Establishments with 1,000 employees or more	—	—	—	—
812922	One-hour photofinishing				
	All establishments	114	370	1 449	5 428
	Establishments with 1 to 4 employees	92	205	789	2 810
	Establishments with 5 to 9 employees	17	103	406	1 478
	Establishments with 10 to 19 employees	5	62	254	1 140
	Establishments with 20 to 49 employees	—	—	—	—
	Establishments with 50 to 99 employees	—	—	—	—
	Establishments with 100 to 249 employees	—	—	—	—
	Establishments with 250 to 499 employees	—	—	—	—
	Establishments with 500 to 999 employees	—	—	—	—
	Establishments with 1,000 employees or more	—	—	—	—
81293	Parking lots and garages				
	All establishments	211	2 068	8 014	35 609
	Establishments with 1 to 4 employees	113	209	919	4 640
	Establishments with 5 to 9 employees	46	304	1 406	5 783
	Establishments with 10 to 19 employees	34	e	D	D
	Establishments with 20 to 49 employees	12	e	D	D
	Establishments with 50 to 99 employees	2	c	D	D
	Establishments with 100 to 249 employees	3	453	1 754	9 079
	Establishments with 250 to 499 employees	1	e	D	D
	Establishments with 500 to 999 employees	—	—	—	—
	Establishments with 1,000 employees or more	—	—	—	—

See footnotes at end of table.

Table 2. Establishments, Employees, and Payroll by Industry and Employment Size of Establishments for the State: 2004—Con.

[Excludes most government employees, railroad employees, and self-employed persons. Size class 1 to 4 employees includes establishments having payroll, but no employees, during mid-March pay period. For meaning of abbreviations and symbols, see introductory text. For explanation of terms, see Appendix A. For statement on reliability, see the note at the end of the table and Appendix C]

NAICS code	Geography, kind of business, and employment size class	Establishments (number)	Paid employees for pay period including March 12 (number)	First-quarter payroll (\$1,000)	Annual payroll (\$1,000)
	NEW JERSEY—Con.				
81	Other services (except public administration)—Con.				
812	Personal and laundry services—Con.				
8129	Other personal services—Con.				
81293	Parking lots and garages—Con.				
812930	Parking lots and garages				
	All establishments	211	2 068	8 014	35 609
	Establishments with 1 to 4 employees	113	209	919	4 640
	Establishments with 5 to 9 employees	46	304	1 406	5 783
	Establishments with 10 to 19 employees	34	e	D	D
	Establishments with 20 to 49 employees	12	e	D	D
	Establishments with 50 to 99 employees	2	c	D	D
	Establishments with 100 to 249 employees	3	453	1 754	9 079
	Establishments with 250 to 499 employees	1	e	D	D
	Establishments with 500 to 999 employees	—	—	—	—
	Establishments with 1,000 employees or more	—	—	—	—
81299	All other personal services				
	All establishments	488	1 909	7 797	39 073
	Establishments with 1 to 4 employees	394	449	2 150	13 988
	Establishments with 5 to 9 employees	59	398	1 682	6 924
	Establishments with 10 to 19 employees	19	e	D	D
	Establishments with 20 to 49 employees	12	e	D	D
	Establishments with 50 to 99 employees	2	c	D	D
	Establishments with 100 to 249 employees	2	e	D	D
	Establishments with 250 to 499 employees	—	—	—	—
	Establishments with 500 to 999 employees	—	—	—	—
	Establishments with 1,000 employees or more	—	—	—	—
812990	All other personal services				
	All establishments	488	1 909	7 797	39 073
	Establishments with 1 to 4 employees	394	449	2 150	13 988
	Establishments with 5 to 9 employees	59	398	1 682	6 924
	Establishments with 10 to 19 employees	19	e	D	D
	Establishments with 20 to 49 employees	12	e	D	D
	Establishments with 50 to 99 employees	2	c	D	D
	Establishments with 100 to 249 employees	2	e	D	D
	Establishments with 250 to 499 employees	—	—	—	—
	Establishments with 500 to 999 employees	—	—	—	—
	Establishments with 1,000 employees or more	—	—	—	—
813	Religious, grantmaking, civic, professional, and similar organizations				
	All establishments	7 241	69 886	418 400	1 729 943
	Establishments with 1 to 4 employees	4 176	7 944	42 408	197 213
	Establishments with 5 to 9 employees	1 479	9 597	54 326	223 752
	Establishments with 10 to 19 employees	829	11 115	61 756	254 223
	Establishments with 20 to 49 employees	545	16 714	98 676	396 924
	Establishments with 50 to 99 employees	149	9 823	48 097	191 655
	Establishments with 100 to 249 employees	44	6 757	35 357	144 320
	Establishments with 250 to 499 employees	15	4 984	40 200	148 574
	Establishments with 500 to 999 employees	3	g	D	D
	Establishments with 1,000 employees or more	1	g	D	D
8131	Religious organizations				
	All establishments	3 878	40 187	183 579	737 111
	Establishments with 1 to 4 employees	2 035	4 520	17 860	76 352
	Establishments with 5 to 9 employees	883	5 705	24 269	98 125
	Establishments with 10 to 19 employees	452	6 096	26 004	105 385
	Establishments with 20 to 49 employees	373	11 552	53 588	207 865
	Establishments with 50 to 99 employees	107	6 881	31 253	121 236
	Establishments with 100 to 249 employees	22	3 175	15 365	61 893
	Establishments with 250 to 499 employees	4	g	D	D
	Establishments with 500 to 999 employees	2	g	D	D
	Establishments with 1,000 employees or more	—	—	—	—
81311	Religious organizations				
	All establishments	3 878	40 187	183 579	737 111
	Establishments with 1 to 4 employees	2 035	4 520	17 860	76 352
	Establishments with 5 to 9 employees	883	5 705	24 269	98 125
	Establishments with 10 to 19 employees	452	6 096	26 004	105 385
	Establishments with 20 to 49 employees	373	11 552	53 588	207 865
	Establishments with 50 to 99 employees	107	6 881	31 253	121 236
	Establishments with 100 to 249 employees	22	3 175	15 365	61 893
	Establishments with 250 to 499 employees	4	g	D	D
	Establishments with 500 to 999 employees	2	g	D	D
	Establishments with 1,000 employees or more	—	—	—	—
813110	Religious organizations				
	All establishments	3 878	40 187	183 579	737 111
	Establishments with 1 to 4 employees	2 035	4 520	17 860	76 352
	Establishments with 5 to 9 employees	883	5 705	24 269	98 125
	Establishments with 10 to 19 employees	452	6 096	26 004	105 385
	Establishments with 20 to 49 employees	373	11 552	53 588	207 865
	Establishments with 50 to 99 employees	107	6 881	31 253	121 236
	Establishments with 100 to 249 employees	22	3 175	15 365	61 893
	Establishments with 250 to 499 employees	4	g	D	D
	Establishments with 500 to 999 employees	2	g	D	D
	Establishments with 1,000 employees or more	—	—	—	—

See footnotes at end of table.

Table 2. Establishments, Employees, and Payroll by Industry and Employment Size of Establishments for the State: 2004—Con.

[Excludes most government employees, railroad employees, and self-employed persons. Size class 1 to 4 employees includes establishments having payroll, but no employees, during mid-March pay period. For meaning of abbreviations and symbols, see introductory text. For explanation of terms, see Appendix A. For statement on reliability, see the note at the end of the table and Appendix C]

NAICS code	Geography, kind of business, and employment size class	Establishments (number)	Paid employees for pay period including March 12 (number)	First-quarter payroll (\$1,000)	Annual payroll (\$1,000)
81	NEW JERSEY—Con.				
	Other services (except public administration)—Con.				
813	Religious, grantmaking, civic, professional, and similar organizations—Con.				
8132	Grantmaking and giving services				
	All establishments	389	3 651	33 353	140 559
	Establishments with 1 to 4 employees	229	394	3 966	20 452
	Establishments with 5 to 9 employees	83	545	5 194	21 602
	Establishments with 10 to 19 employees	40	548	5 359	22 117
	Establishments with 20 to 49 employees	24	755	6 776	27 573
	Establishments with 50 to 99 employees	8	f	D	D
	Establishments with 100 to 249 employees	4	f	D	D
	Establishments with 250 to 499 employees	1	e	D	D
	Establishments with 500 to 999 employees	—	—	—	—
	Establishments with 1,000 employees or more	—	—	—	—
81321	Grantmaking and giving services				
	All establishments	389	3 651	33 353	140 559
	Establishments with 1 to 4 employees	229	394	3 966	20 452
	Establishments with 5 to 9 employees	83	545	5 194	21 602
	Establishments with 10 to 19 employees	40	548	5 359	22 117
	Establishments with 20 to 49 employees	24	755	6 776	27 573
	Establishments with 50 to 99 employees	8	f	D	D
	Establishments with 100 to 249 employees	4	f	D	D
	Establishments with 250 to 499 employees	1	e	D	D
	Establishments with 500 to 999 employees	—	—	—	—
	Establishments with 1,000 employees or more	—	—	—	—
813211	Grantmaking foundations				
	All establishments	203	1 496	15 475	67 490
	Establishments with 1 to 4 employees	143	232	2 469	13 738
	Establishments with 5 to 9 employees	39	252	2 509	10 395
	Establishments with 10 to 19 employees	10	c	D	D
	Establishments with 20 to 49 employees	8	262	2 737	10 472
	Establishments with 50 to 99 employees	1	b	D	D
	Establishments with 100 to 249 employees	1	c	D	D
	Establishments with 250 to 499 employees	1	e	D	D
	Establishments with 500 to 999 employees	—	—	—	—
	Establishments with 1,000 employees or more	—	—	—	—
813212	Voluntary health organizations				
	All establishments	108	1 218	9 596	39 890
	Establishments with 1 to 4 employees	46	97	914	3 559
	Establishments with 5 to 9 employees	28	177	1 463	5 996
	Establishments with 10 to 19 employees	19	e	D	D
	Establishments with 20 to 49 employees	10	329	2 444	10 523
	Establishments with 50 to 99 employees	4	c	D	D
	Establishments with 100 to 249 employees	1	c	D	D
	Establishments with 250 to 499 employees	—	—	—	—
	Establishments with 500 to 999 employees	—	—	—	—
	Establishments with 1,000 employees or more	—	—	—	—
813219	Other grantmaking and giving services				
	All establishments	78	937	8 282	33 179
	Establishments with 1 to 4 employees	40	65	583	3 155
	Establishments with 5 to 9 employees	16	116	1 222	5 211
	Establishments with 10 to 19 employees	11	c	D	D
	Establishments with 20 to 49 employees	6	164	1 595	6 578
	Establishments with 50 to 99 employees	3	c	D	D
	Establishments with 100 to 249 employees	2	c	D	D
	Establishments with 250 to 499 employees	—	—	—	—
	Establishments with 500 to 999 employees	—	—	—	—
	Establishments with 1,000 employees or more	—	—	—	—
8133	Social advocacy organizations				
	All establishments	247	2 086	12 873	55 581
	Establishments with 1 to 4 employees	130	240	1 515	7 177
	Establishments with 5 to 9 employees	54	365	3 026	12 602
	Establishments with 10 to 19 employees	38	514	2 929	12 312
	Establishments with 20 to 49 employees	20	517	2 971	12 592
	Establishments with 50 to 99 employees	3	c	D	D
	Establishments with 100 to 249 employees	2	e	D	D
	Establishments with 250 to 499 employees	—	—	—	—
	Establishments with 500 to 999 employees	—	—	—	—
	Establishments with 1,000 employees or more	—	—	—	—
81331	Social advocacy organizations				
	All establishments	247	2 086	12 873	55 581
	Establishments with 1 to 4 employees	130	240	1 515	7 177
	Establishments with 5 to 9 employees	54	365	3 026	12 602
	Establishments with 10 to 19 employees	38	514	2 929	12 312
	Establishments with 20 to 49 employees	20	517	2 971	12 592
	Establishments with 50 to 99 employees	3	c	D	D
	Establishments with 100 to 249 employees	2	e	D	D
	Establishments with 250 to 499 employees	—	—	—	—
	Establishments with 500 to 999 employees	—	—	—	—
	Establishments with 1,000 employees or more	—	—	—	—

See footnotes at end of table.

Table 2. Establishments, Employees, and Payroll by Industry and Employment Size of Establishments for the State: 2004—Con.

[Excludes most government employees, railroad employees, and self-employed persons. Size class 1 to 4 employees includes establishments having payroll, but no employees, during mid-March pay period. For meaning of abbreviations and symbols, see introductory text. For explanation of terms, see Appendix A. For statement on reliability, see the note at the end of the table and Appendix C]

NAICS code	Geography, kind of business, and employment size class	Establishments (number)	Paid employees for pay period including March 12 (number)	First-quarter payroll (\$1,000)	Annual payroll (\$1,000)
	NEW JERSEY—Con.				
81	Other services (except public administration)—Con.				
813	Religious, grantmaking, civic, professional, and similar organizations—Con.				
8133	Social advocacy organizations—Con.				
81331	Social advocacy organizations—Con.				
813311	Human rights organizations				
	All establishments	46	407	2 491	10 817
	Establishments with 1 to 4 employees	27	b	D	D
	Establishments with 5 to 9 employees	7	55	528	2 154
	Establishments with 10 to 19 employees	5	b	D	D
	Establishments with 20 to 49 employees	6	166	1 004	4 232
	Establishments with 50 to 99 employees	1	b	D	D
	Establishments with 100 to 249 employees	—	—	—	—
	Establishments with 250 to 499 employees	—	—	—	—
	Establishments with 500 to 999 employees	—	—	—	—
	Establishments with 1,000 employees or more	—	—	—	—
813312	Environment, conservation, and wildlife organizations				
	All establishments	101	845	4 938	21 206
	Establishments with 1 to 4 employees	45	b	D	D
	Establishments with 5 to 9 employees	22	147	917	3 955
	Establishments with 10 to 19 employees	25	e	D	D
	Establishments with 20 to 49 employees	8	206	1 129	4 766
	Establishments with 50 to 99 employees	1	b	D	D
	Establishments with 100 to 249 employees	—	—	—	—
	Establishments with 250 to 499 employees	—	—	—	—
	Establishments with 500 to 999 employees	—	—	—	—
	Establishments with 1,000 employees or more	—	—	—	—
813319	Other social advocacy organizations				
	All establishments	100	834	5 444	23 558
	Establishments with 1 to 4 employees	58	109	715	3 444
	Establishments with 5 to 9 employees	25	163	1 581	6 493
	Establishments with 10 to 19 employees	8	c	D	D
	Establishments with 20 to 49 employees	6	145	838	3 594
	Establishments with 50 to 99 employees	1	b	D	D
	Establishments with 100 to 249 employees	2	e	D	D
	Establishments with 250 to 499 employees	—	—	—	—
	Establishments with 500 to 999 employees	—	—	—	—
	Establishments with 1,000 employees or more	—	—	—	—
8134	Civic and social organizations				
	All establishments	510	7 872	25 873	116 204
	Establishments with 1 to 4 employees	308	506	2 063	11 397
	Establishments with 5 to 9 employees	71	463	1 435	6 593
	Establishments with 10 to 19 employees	60	784	3 967	17 100
	Establishments with 20 to 49 employees	36	1 123	5 713	25 267
	Establishments with 50 to 99 employees	19	g	D	D
	Establishments with 100 to 249 employees	11	1 967	5 251	22 446
	Establishments with 250 to 499 employees	5	g	D	D
	Establishments with 500 to 999 employees	—	—	—	—
	Establishments with 1,000 employees or more	—	—	—	—
81341	Civic and social organizations				
	All establishments	510	7 872	25 873	116 204
	Establishments with 1 to 4 employees	308	506	2 063	11 397
	Establishments with 5 to 9 employees	71	463	1 435	6 593
	Establishments with 10 to 19 employees	60	784	3 967	17 100
	Establishments with 20 to 49 employees	36	1 123	5 713	25 267
	Establishments with 50 to 99 employees	19	g	D	D
	Establishments with 100 to 249 employees	11	1 967	5 251	22 446
	Establishments with 250 to 499 employees	5	g	D	D
	Establishments with 500 to 999 employees	—	—	—	—
	Establishments with 1,000 employees or more	—	—	—	—
813410	Civic and social organizations				
	All establishments	510	7 872	25 873	116 204
	Establishments with 1 to 4 employees	308	506	2 063	11 397
	Establishments with 5 to 9 employees	71	463	1 435	6 593
	Establishments with 10 to 19 employees	60	784	3 967	17 100
	Establishments with 20 to 49 employees	36	1 123	5 713	25 267
	Establishments with 50 to 99 employees	19	g	D	D
	Establishments with 100 to 249 employees	11	1 967	5 251	22 446
	Establishments with 250 to 499 employees	5	g	D	D
	Establishments with 500 to 999 employees	—	—	—	—
	Establishments with 1,000 employees or more	—	—	—	—
8139	Business, professional, labor, political, and similar organizations				
	All establishments	2 217	16 090	162 722	680 488
	Establishments with 1 to 4 employees	1 474	2 284	17 004	81 835
	Establishments with 5 to 9 employees	388	2 519	20 402	84 830
	Establishments with 10 to 19 employees	239	3 173	23 497	97 309
	Establishments with 20 to 49 employees	92	2 767	29 628	123 627
	Establishments with 50 to 99 employees	12	871	7 303	29 908
	Establishments with 100 to 249 employees	5	f	D	D
	Establishments with 250 to 499 employees	5	1 917	29 166	99 360

See footnotes at end of table.

Table 2. Establishments, Employees, and Payroll by Industry and Employment Size of Establishments for the State: 2004—Con.

[Excludes most government employees, railroad employees, and self-employed persons. Size class 1 to 4 employees includes establishments having payroll, but no employees, during mid-March pay period. For meaning of abbreviations and symbols, see introductory text. For explanation of terms, see Appendix A. For statement on reliability, see the note at the end of the table and Appendix C]

NAICS code	Geography, kind of business, and employment size class	Establishments (number)	Paid employees for pay period including March 12 (number)	First-quarter payroll (\$1,000)	Annual payroll (\$1,000)
	NEW JERSEY—Con.				
81	Other services (except public administration)—Con.				
813	Religious, grantmaking, civic, professional, and similar organizations—Con.				
8139	Business, professional, labor, political, and similar organizations—Con.				
	All establishments—Con.				
	Establishments with 500 to 999 employees	1	f	D	D
	Establishments with 1,000 employees or more	1	g	D	D
81391	Business associations				
	All establishments	368	2 628	38 345	139 558
	Establishments with 1 to 4 employees	252	451	4 258	19 990
	Establishments with 5 to 9 employees	71	454	5 800	23 923
	Establishments with 10 to 19 employees	31	e	D	D
	Establishments with 20 to 49 employees	11	347	6 036	24 294
	Establishments with 50 to 99 employees	1	b	D	D
	Establishments with 100 to 249 employees	—	—	—	—
	Establishments with 250 to 499 employees	2	f	D	D
	Establishments with 500 to 999 employees	—	—	—	—
	Establishments with 1,000 employees or more	—	—	—	—
813910	Business associations				
	All establishments	368	2 628	38 345	139 558
	Establishments with 1 to 4 employees	252	451	4 258	19 990
	Establishments with 5 to 9 employees	71	454	5 800	23 923
	Establishments with 10 to 19 employees	31	e	D	D
	Establishments with 20 to 49 employees	11	347	6 036	24 294
	Establishments with 50 to 99 employees	1	b	D	D
	Establishments with 100 to 249 employees	—	—	—	—
	Establishments with 250 to 499 employees	2	f	D	D
	Establishments with 500 to 999 employees	—	—	—	—
	Establishments with 1,000 employees or more	—	—	—	—
81392	Professional organizations				
	All establishments	331	2 546	32 372	136 178
	Establishments with 1 to 4 employees	240	255	2 253	12 274
	Establishments with 5 to 9 employees	52	322	3 010	11 135
	Establishments with 10 to 19 employees	26	e	D	D
	Establishments with 20 to 49 employees	8	248	3 225	14 399
	Establishments with 50 to 99 employees	3	231	3 172	13 208
	Establishments with 100 to 249 employees	—	—	—	—
	Establishments with 250 to 499 employees	1	e	D	D
	Establishments with 500 to 999 employees	1	f	D	D
	Establishments with 1,000 employees or more	—	—	—	—
813920	Professional organizations				
	All establishments	331	2 546	32 372	136 178
	Establishments with 1 to 4 employees	240	255	2 253	12 274
	Establishments with 5 to 9 employees	52	322	3 010	11 135
	Establishments with 10 to 19 employees	26	e	D	D
	Establishments with 20 to 49 employees	8	248	3 225	14 399
	Establishments with 50 to 99 employees	3	231	3 172	13 208
	Establishments with 100 to 249 employees	—	—	—	—
	Establishments with 250 to 499 employees	1	e	D	D
	Establishments with 500 to 999 employees	1	f	D	D
	Establishments with 1,000 employees or more	—	—	—	—
81393	Labor Unions and Similar Labor Organizations				
	All establishments	611	4 967	41 457	172 541
	Establishments with 1 to 4 employees	306	527	5 133	22 960
	Establishments with 5 to 9 employees	152	999	7 088	30 131
	Establishments with 10 to 19 employees	113	1 520	9 507	39 730
	Establishments with 20 to 49 employees	31	909	12 039	49 112
	Establishments with 50 to 99 employees	5	351	2 170	8 401
	Establishments with 100 to 249 employees	3	e	D	D
	Establishments with 250 to 499 employees	1	e	D	D
	Establishments with 500 to 999 employees	—	—	—	—
	Establishments with 1,000 employees or more	—	—	—	—
813930	Labor Unions and Similar Labor Organizations				
	All establishments	611	4 967	41 457	172 541
	Establishments with 1 to 4 employees	306	527	5 133	22 960
	Establishments with 5 to 9 employees	152	999	7 088	30 131
	Establishments with 10 to 19 employees	113	1 520	9 507	39 730
	Establishments with 20 to 49 employees	31	909	12 039	49 112
	Establishments with 50 to 99 employees	5	351	2 170	8 401
	Establishments with 100 to 249 employees	3	e	D	D
	Establishments with 250 to 499 employees	1	e	D	D
	Establishments with 500 to 999 employees	—	—	—	—
	Establishments with 1,000 employees or more	—	—	—	—

See footnotes at end of table.

Table 2. Establishments, Employees, and Payroll by Industry and Employment Size of Establishments for the State: 2004—Con.

[Excludes most government employees, railroad employees, and self-employed persons. Size class 1 to 4 employees includes establishments having payroll, but no employees, during mid-March pay period. For meaning of abbreviations and symbols, see introductory text. For explanation of terms, see Appendix A. For statement on reliability, see the note at the end of the table and Appendix C]

NAICS code	Geography, kind of business, and employment size class	Establishments (number)	Paid employees for pay period including March 12 (number)	First-quarter payroll (\$1,000)	Annual payroll (\$1,000)
	NEW JERSEY—Con.				
81	Other services (except public administration)—Con.				
813	Religious, grantmaking, civic, professional, and similar organizations—Con.				
8139	Business, professional, labor, political, and similar organizations—Con.				
81394	Political Organizations				
	All establishments	73	g	D	D
	Establishments with 1 to 4 employees	61	82	608	3 311
	Establishments with 5 to 9 employees	9	59	540	1 938
	Establishments with 10 to 19 employees	2	b	D	D
	Establishments with 20 to 49 employees	—	—	—	—
	Establishments with 50 to 99 employees	—	—	—	—
	Establishments with 100 to 249 employees	—	—	—	—
	Establishments with 250 to 499 employees	—	—	—	—
	Establishments with 500 to 999 employees	—	—	—	—
	Establishments with 1,000 employees or more	1	g	D	D
813940	Political Organizations				
	All establishments	73	g	D	D
	Establishments with 1 to 4 employees	61	82	608	3 311
	Establishments with 5 to 9 employees	9	59	540	1 938
	Establishments with 10 to 19 employees	2	b	D	D
	Establishments with 20 to 49 employees	—	—	—	—
	Establishments with 50 to 99 employees	—	—	—	—
	Establishments with 100 to 249 employees	—	—	—	—
	Establishments with 250 to 499 employees	—	—	—	—
	Establishments with 500 to 999 employees	—	—	—	—
	Establishments with 1,000 employees or more	1	g	D	D
81399	Other similar organizations (except business, professional, labor, and political organizations)				
	All establishments	834	h	D	D
	Establishments with 1 to 4 employees	615	969	4 752	23 300
	Establishments with 5 to 9 employees	104	685	3 964	17 703
	Establishments with 10 to 19 employees	67	886	5 826	25 115
	Establishments with 20 to 49 employees	42	1 263	8 328	35 822
	Establishments with 50 to 99 employees	3	c	D	D
	Establishments with 100 to 249 employees	2	e	D	D
	Establishments with 250 to 499 employees	1	e	D	D
	Establishments with 500 to 999 employees	—	—	—	—
	Establishments with 1,000 employees or more	—	—	—	—
813990	Other similar organizations (except business, professional, labor, and political organizations)				
	All establishments	834	h	D	D
	Establishments with 1 to 4 employees	615	969	4 752	23 300
	Establishments with 5 to 9 employees	104	685	3 964	17 703
	Establishments with 10 to 19 employees	67	886	5 826	25 115
	Establishments with 20 to 49 employees	42	1 263	8 328	35 822
	Establishments with 50 to 99 employees	3	c	D	D
	Establishments with 100 to 249 employees	2	e	D	D
	Establishments with 250 to 499 employees	1	e	D	D
	Establishments with 500 to 999 employees	—	—	—	—
	Establishments with 1,000 employees or more	—	—	—	—
99	Industries not classified				
	All establishments	1 605	1 639	7 131	37 008
	Establishments with 1 to 4 employees	1 538	1 104	4 333	28 877
	Establishments with 5 to 9 employees	54	e	D	D
	Establishments with 10 to 19 employees	10	c	D	D
	Establishments with 20 to 49 employees	3	b	D	D
	Establishments with 50 to 99 employees	—	—	—	—
	Establishments with 100 to 249 employees	—	—	—	—
	Establishments with 250 to 499 employees	—	—	—	—
	Establishments with 500 to 999 employees	—	—	—	—
	Establishments with 1,000 employees or more	—	—	—	—

Note: To maintain confidentiality, the Census Bureau suppresses data to protect the identity of any business or individual. The census results in this table contain nonsampling errors. Data users who create their own estimates using data from this table should cite the Census Bureau as the source of the original data only. See also explanation of terms. For the full technical documentation, see Appendix C.

Table 3. Establishments with 1,000 Employees or More by Major Group and Employment Size of Establishments for the State: 2004

[Excludes most government employees, railroad employees, and self-employed persons. For meaning of abbreviations and symbols, see introductory text. For explanation of terms, see Appendix A. For statement on reliability, see the note at the end of the table and Appendix C]

NAICS code	Geography, kind of business and employment size class	Establishments (number)
	NEW JERSEY	
	Total for all sectors	
	Establishments with 1,000 employees or more	250
	Establishments with 1,000 to 1,499 employees	100
	Establishments with 1,500 to 2,499 employees	87
	Establishments with 2,500 to 4,999 employees	52
	Establishments with 5,000 employees or more	11
22	Utilities	
	Establishments with 1,000 employees or more	1
	Establishments with 1,000 to 1,499 employees	-
	Establishments with 1,500 to 2,499 employees	1
	Establishments with 2,500 to 4,999 employees	-
	Establishments with 5,000 employees or more	-
221	Utilities	
	Establishments with 1,000 employees or more	1
	Establishments with 1,000 to 1,499 employees	-
	Establishments with 1,500 to 2,499 employees	1
	Establishments with 2,500 to 4,999 employees	-
	Establishments with 5,000 employees or more	-
23	Construction	
	Establishments with 1,000 employees or more	3
	Establishments with 1,000 to 1,499 employees	2
	Establishments with 1,500 to 2,499 employees	-
	Establishments with 2,500 to 4,999 employees	1
	Establishments with 5,000 employees or more	-
236	Construction of buildings	
	Establishments with 1,000 employees or more	2
	Establishments with 1,000 to 1,499 employees	1
	Establishments with 1,500 to 2,499 employees	-
	Establishments with 2,500 to 4,999 employees	1
	Establishments with 5,000 employees or more	-
238	Specialty trade contractors	
	Establishments with 1,000 employees or more	1
	Establishments with 1,000 to 1,499 employees	1
	Establishments with 1,500 to 2,499 employees	-
	Establishments with 2,500 to 4,999 employees	-
	Establishments with 5,000 employees or more	-
31-33	Manufacturing	
	Establishments with 1,000 employees or more	21
	Establishments with 1,000 to 1,499 employees	14
	Establishments with 1,500 to 2,499 employees	3
	Establishments with 2,500 to 4,999 employees	3
	Establishments with 5,000 employees or more	1
323	Printing and related support activities	
	Establishments with 1,000 employees or more	1
	Establishments with 1,000 to 1,499 employees	1
	Establishments with 1,500 to 2,499 employees	-
	Establishments with 2,500 to 4,999 employees	-
	Establishments with 5,000 employees or more	-
325	Chemical manufacturing	
	Establishments with 1,000 employees or more	8
	Establishments with 1,000 to 1,499 employees	5
	Establishments with 1,500 to 2,499 employees	-
	Establishments with 2,500 to 4,999 employees	2
	Establishments with 5,000 employees or more	1
326	Plastics and rubber products manufacturing	
	Establishments with 1,000 employees or more	1
	Establishments with 1,000 to 1,499 employees	-
	Establishments with 1,500 to 2,499 employees	1
	Establishments with 2,500 to 4,999 employees	-
	Establishments with 5,000 employees or more	-
327	Nonmetallic mineral product manufacturing	
	Establishments with 1,000 employees or more	1
	Establishments with 1,000 to 1,499 employees	1
	Establishments with 1,500 to 2,499 employees	-
	Establishments with 2,500 to 4,999 employees	-
	Establishments with 5,000 employees or more	-
332	Fabricated metal product manufacturing	
	Establishments with 1,000 employees or more	1
	Establishments with 1,000 to 1,499 employees	1
	Establishments with 1,500 to 2,499 employees	-
	Establishments with 2,500 to 4,999 employees	-
	Establishments with 5,000 employees or more	-
333	Machinery manufacturing	
	Establishments with 1,000 employees or more	1
	Establishments with 1,000 to 1,499 employees	1
	Establishments with 1,500 to 2,499 employees	-
	Establishments with 2,500 to 4,999 employees	-
	Establishments with 5,000 employees or more	-

See footnotes at end of table.

Table 3. Establishments with 1,000 Employees or More by Major Group and Employment Size of Establishments for the State: 2004—Con.

[Excludes most government employees, railroad employees, and self-employed persons. For meaning of abbreviations and symbols, see introductory text. For explanation of terms, see Appendix A. For statement on reliability, see the note at the end of the table and Appendix C]

NAICS code	Geography, kind of business and employment size class	Establishments (number)
	NEW JERSEY—Con.	
31-33	Manufacturing—Con.	
334	Computer and electronic product manufacturing	
	Establishments with 1,000 employees or more	4
	Establishments with 1,000 to 1,499 employees	3
	Establishments with 1,500 to 2,499 employees	1
	Establishments with 2,500 to 4,999 employees	—
	Establishments with 5,000 employees or more	—
336	Transportation equipment manufacturing	
	Establishments with 1,000 employees or more	3
	Establishments with 1,000 to 1,499 employees	2
	Establishments with 1,500 to 2,499 employees	1
	Establishments with 2,500 to 4,999 employees	—
	Establishments with 5,000 employees or more	—
339	Miscellaneous manufacturing	
	Establishments with 1,000 employees or more	1
	Establishments with 1,000 to 1,499 employees	—
	Establishments with 1,500 to 2,499 employees	1
	Establishments with 2,500 to 4,999 employees	—
	Establishments with 5,000 employees or more	—
42	Wholesale trade	
	Establishments with 1,000 employees or more	15
	Establishments with 1,000 to 1,499 employees	7
	Establishments with 1,500 to 2,499 employees	5
	Establishments with 2,500 to 4,999 employees	2
	Establishments with 5,000 employees or more	1
423	Durable goods merchant wholesalers	
	Establishments with 1,000 employees or more	5
	Establishments with 1,000 to 1,499 employees	2
	Establishments with 1,500 to 2,499 employees	2
	Establishments with 2,500 to 4,999 employees	1
	Establishments with 5,000 employees or more	—
424	Nondurable goods merchant wholesalers	
	Establishments with 1,000 employees or more	10
	Establishments with 1,000 to 1,499 employees	5
	Establishments with 1,500 to 2,499 employees	3
	Establishments with 2,500 to 4,999 employees	1
	Establishments with 5,000 employees or more	1
44-45	Retail trade	
	Establishments with 1,000 employees or more	4
	Establishments with 1,000 to 1,499 employees	2
	Establishments with 1,500 to 2,499 employees	2
	Establishments with 2,500 to 4,999 employees	—
	Establishments with 5,000 employees or more	—
446	Health and personal care stores	
	Establishments with 1,000 employees or more	1
	Establishments with 1,000 to 1,499 employees	—
	Establishments with 1,500 to 2,499 employees	1
	Establishments with 2,500 to 4,999 employees	—
	Establishments with 5,000 employees or more	—
451	Sporting goods, hobby, book, and music stores	
	Establishments with 1,000 employees or more	1
	Establishments with 1,000 to 1,499 employees	1
	Establishments with 1,500 to 2,499 employees	—
	Establishments with 2,500 to 4,999 employees	—
	Establishments with 5,000 employees or more	—
454	Nonstore retailers	
	Establishments with 1,000 employees or more	2
	Establishments with 1,000 to 1,499 employees	1
	Establishments with 1,500 to 2,499 employees	1
	Establishments with 2,500 to 4,999 employees	—
	Establishments with 5,000 employees or more	—
48-49	Transportation and warehousing	
	Establishments with 1,000 employees or more	14
	Establishments with 1,000 to 1,499 employees	5
	Establishments with 1,500 to 2,499 employees	5
	Establishments with 2,500 to 4,999 employees	3
	Establishments with 5,000 employees or more	1
481	Air transportation	
	Establishments with 1,000 employees or more	2
	Establishments with 1,000 to 1,499 employees	1
	Establishments with 1,500 to 2,499 employees	—
	Establishments with 2,500 to 4,999 employees	—
	Establishments with 5,000 employees or more	1

See footnotes at end of table.

Table 3. Establishments with 1,000 Employees or More by Major Group and Employment Size of Establishments for the State: 2004—Con.

[Excludes most government employees, railroad employees, and self-employed persons. For meaning of abbreviations and symbols, see introductory text. For explanation of terms, see Appendix A. For statement on reliability, see the note at the end of the table and Appendix C]

NAICS code	Geography, kind of business and employment size class	Establishments (number)
	NEW JERSEY—Con.	
48-49	Transportation and warehousing—Con.	
484	Truck transportation	
	Establishments with 1,000 employees or more	3
	Establishments with 1,000 to 1,499 employees	1
	Establishments with 1,500 to 2,499 employees	1
	Establishments with 2,500 to 4,999 employees	1
	Establishments with 5,000 employees or more	—
488	Support activities for transportation	
	Establishments with 1,000 employees or more	1
	Establishments with 1,000 to 1,499 employees	1
	Establishments with 1,500 to 2,499 employees	—
	Establishments with 2,500 to 4,999 employees	—
	Establishments with 5,000 employees or more	—
492	Couriers and messengers	
	Establishments with 1,000 employees or more	6
	Establishments with 1,000 to 1,499 employees	1
	Establishments with 1,500 to 2,499 employees	4
	Establishments with 2,500 to 4,999 employees	1
	Establishments with 5,000 employees or more	—
493	Warehousing and storage	
	Establishments with 1,000 employees or more	2
	Establishments with 1,000 to 1,499 employees	1
	Establishments with 1,500 to 2,499 employees	—
	Establishments with 2,500 to 4,999 employees	1
	Establishments with 5,000 employees or more	—
51	Information	
	Establishments with 1,000 employees or more	15
	Establishments with 1,000 to 1,499 employees	4
	Establishments with 1,500 to 2,499 employees	8
	Establishments with 2,500 to 4,999 employees	3
	Establishments with 5,000 employees or more	—
511	Publishing industries (except Internet)	
	Establishments with 1,000 employees or more	5
	Establishments with 1,000 to 1,499 employees	1
	Establishments with 1,500 to 2,499 employees	3
	Establishments with 2,500 to 4,999 employees	1
	Establishments with 5,000 employees or more	—
517	Telecommunications	
	Establishments with 1,000 employees or more	9
	Establishments with 1,000 to 1,499 employees	2
	Establishments with 1,500 to 2,499 employees	5
	Establishments with 2,500 to 4,999 employees	2
	Establishments with 5,000 employees or more	—
518	Internet service providers, web search portals, and data processing services	
	Establishments with 1,000 employees or more	1
	Establishments with 1,000 to 1,499 employees	1
	Establishments with 1,500 to 2,499 employees	—
	Establishments with 2,500 to 4,999 employees	—
	Establishments with 5,000 employees or more	—
52	Finance and insurance	
	Establishments with 1,000 employees or more	17
	Establishments with 1,000 to 1,499 employees	6
	Establishments with 1,500 to 2,499 employees	7
	Establishments with 2,500 to 4,999 employees	3
	Establishments with 5,000 employees or more	1
522	Credit intermediation and related activities	
	Establishments with 1,000 employees or more	2
	Establishments with 1,000 to 1,499 employees	1
	Establishments with 1,500 to 2,499 employees	—
	Establishments with 2,500 to 4,999 employees	—
	Establishments with 5,000 employees or more	1
523	Securities, commodity contracts, other financial investments, and related activities	
	Establishments with 1,000 employees or more	4
	Establishments with 1,000 to 1,499 employees	—
	Establishments with 1,500 to 2,499 employees	2
	Establishments with 2,500 to 4,999 employees	2
	Establishments with 5,000 employees or more	—
524	Insurance carriers and related activities	
	Establishments with 1,000 employees or more	11
	Establishments with 1,000 to 1,499 employees	5
	Establishments with 1,500 to 2,499 employees	5
	Establishments with 2,500 to 4,999 employees	1
	Establishments with 5,000 employees or more	—

See footnotes at end of table.

Table 3. Establishments with 1,000 Employees or More by Major Group and Employment Size of Establishments for the State: 2004—Con.

[Excludes most government employees, railroad employees, and self-employed persons. For meaning of abbreviations and symbols, see introductory text. For explanation of terms, see Appendix A. For statement on reliability, see the note at the end of the table and Appendix C]

NAICS code	Geography, kind of business and employment size class	Establishments (number)
	NEW JERSEY—Con.	
53	Real estate and rental and leasing	
	Establishments with 1,000 employees or more	2
	Establishments with 1,000 to 1,499 employees	1
	Establishments with 1,500 to 2,499 employees	1
	Establishments with 2,500 to 4,999 employees	—
	Establishments with 5,000 employees or more	—
532	Rental and leasing services	
	Establishments with 1,000 employees or more	1
	Establishments with 1,000 to 1,499 employees	—
	Establishments with 1,500 to 2,499 employees	1
	Establishments with 2,500 to 4,999 employees	—
	Establishments with 5,000 employees or more	—
533	Lessors of nonfinancial intangible assets (except copyrighted works)	
	Establishments with 1,000 employees or more	1
	Establishments with 1,000 to 1,499 employees	1
	Establishments with 1,500 to 2,499 employees	—
	Establishments with 2,500 to 4,999 employees	—
	Establishments with 5,000 employees or more	—
54	Professional, scientific, and technical services	
	Establishments with 1,000 employees or more	13
	Establishments with 1,000 to 1,499 employees	6
	Establishments with 1,500 to 2,499 employees	4
	Establishments with 2,500 to 4,999 employees	2
	Establishments with 5,000 employees or more	1
541	Professional, scientific, and technical services	
	Establishments with 1,000 employees or more	13
	Establishments with 1,000 to 1,499 employees	6
	Establishments with 1,500 to 2,499 employees	4
	Establishments with 2,500 to 4,999 employees	2
	Establishments with 5,000 employees or more	1
55	Management of companies and enterprises	
	Establishments with 1,000 employees or more	28
	Establishments with 1,000 to 1,499 employees	14
	Establishments with 1,500 to 2,499 employees	7
	Establishments with 2,500 to 4,999 employees	7
	Establishments with 5,000 employees or more	—
551	Management of companies and enterprises	
	Establishments with 1,000 employees or more	28
	Establishments with 1,000 to 1,499 employees	14
	Establishments with 1,500 to 2,499 employees	7
	Establishments with 2,500 to 4,999 employees	7
	Establishments with 5,000 employees or more	—
56	Administrative and support and waste management and remediation services	
	Establishments with 1,000 employees or more	25
	Establishments with 1,000 to 1,499 employees	7
	Establishments with 1,500 to 2,499 employees	10
	Establishments with 2,500 to 4,999 employees	5
	Establishments with 5,000 employees or more	3
561	Administrative and support services	
	Establishments with 1,000 employees or more	25
	Establishments with 1,000 to 1,499 employees	7
	Establishments with 1,500 to 2,499 employees	10
	Establishments with 2,500 to 4,999 employees	5
	Establishments with 5,000 employees or more	3
61	Educational services	
	Establishments with 1,000 employees or more	10
	Establishments with 1,000 to 1,499 employees	4
	Establishments with 1,500 to 2,499 employees	4
	Establishments with 2,500 to 4,999 employees	1
	Establishments with 5,000 employees or more	1
611	Educational services	
	Establishments with 1,000 employees or more	10
	Establishments with 1,000 to 1,499 employees	4
	Establishments with 1,500 to 2,499 employees	4
	Establishments with 2,500 to 4,999 employees	1
	Establishments with 5,000 employees or more	1
62	Health care and social assistance	
	Establishments with 1,000 employees or more	66
	Establishments with 1,000 to 1,499 employees	24
	Establishments with 1,500 to 2,499 employees	27
	Establishments with 2,500 to 4,999 employees	14
	Establishments with 5,000 employees or more	1
621	Ambulatory health care services	
	Establishments with 1,000 employees or more	4
	Establishments with 1,000 to 1,499 employees	2
	Establishments with 1,500 to 2,499 employees	—
	Establishments with 2,500 to 4,999 employees	2
	Establishments with 5,000 employees or more	—

See footnotes at end of table.

Table 3. Establishments with 1,000 Employees or More by Major Group and Employment Size of Establishments for the State: 2004—Con.

[Excludes most government employees, railroad employees, and self-employed persons. For meaning of abbreviations and symbols, see introductory text. For explanation of terms, see Appendix A. For statement on reliability, see the note at the end of the table and Appendix C]

NAICS code	Geography, kind of business and employment size class	Establishments (number)
	NEW JERSEY—Con.	
62	Health care and social assistance—Con.	
622	Hospitals	
	Establishments with 1,000 employees or more	61
	Establishments with 1,000 to 1,499 employees	22
	Establishments with 1,500 to 2,499 employees	26
	Establishments with 2,500 to 4,999 employees	12
	Establishments with 5,000 employees or more	1
623	Nursing and residential care facilities	
	Establishments with 1,000 employees or more	1
	Establishments with 1,000 to 1,499 employees	—
	Establishments with 1,500 to 2,499 employees	1
	Establishments with 2,500 to 4,999 employees	—
	Establishments with 5,000 employees or more	—
71	Arts, entertainment, and recreation	
	Establishments with 1,000 employees or more	1
	Establishments with 1,000 to 1,499 employees	1
	Establishments with 1,500 to 2,499 employees	—
	Establishments with 2,500 to 4,999 employees	—
	Establishments with 5,000 employees or more	—
713	Amusement, gambling, and recreation industries	
	Establishments with 1,000 employees or more	1
	Establishments with 1,000 to 1,499 employees	1
	Establishments with 1,500 to 2,499 employees	—
	Establishments with 2,500 to 4,999 employees	—
	Establishments with 5,000 employees or more	—
72	Accommodation and food services	
	Establishments with 1,000 employees or more	13
	Establishments with 1,000 to 1,499 employees	1
	Establishments with 1,500 to 2,499 employees	3
	Establishments with 2,500 to 4,999 employees	8
	Establishments with 5,000 employees or more	1
721	Accommodation	
	Establishments with 1,000 employees or more	12
	Establishments with 1,000 to 1,499 employees	—
	Establishments with 1,500 to 2,499 employees	3
	Establishments with 2,500 to 4,999 employees	8
	Establishments with 5,000 employees or more	1
722	Food services and drinking places	
	Establishments with 1,000 employees or more	1
	Establishments with 1,000 to 1,499 employees	1
	Establishments with 1,500 to 2,499 employees	—
	Establishments with 2,500 to 4,999 employees	—
	Establishments with 5,000 employees or more	—
81	Other services (except public administration)	
	Establishments with 1,000 employees or more	2
	Establishments with 1,000 to 1,499 employees	2
	Establishments with 1,500 to 2,499 employees	—
	Establishments with 2,500 to 4,999 employees	—
	Establishments with 5,000 employees or more	—
811	Repair and maintenance	
	Establishments with 1,000 employees or more	1
	Establishments with 1,000 to 1,499 employees	1
	Establishments with 1,500 to 2,499 employees	—
	Establishments with 2,500 to 4,999 employees	—
	Establishments with 5,000 employees or more	—
813	Religious, grantmaking, civic, professional, and similar organizations	
	Establishments with 1,000 employees or more	1
	Establishments with 1,000 to 1,499 employees	1
	Establishments with 1,500 to 2,499 employees	—
	Establishments with 2,500 to 4,999 employees	—
	Establishments with 5,000 employees or more	—

Note: To maintain confidentiality, the Census Bureau suppresses data to protect the identity of any business or individual. The census results in this table contain nonsampling errors. Data users who create their own estimates using data from this table should cite the Census Bureau as the source of the original data only. See also explanation of terms. For the full technical documentation, see Appendix C.

Table 4. Establishments, Employees, and Payroll by County: 2004 and 2003

[Excludes most government employees, railroad employees, and self-employed persons. For meaning of abbreviations and symbols, see introductory text. For explanation of terms, see Appendix A. For statement on reliability, see the note at the end of the table and Appendix C]

Kind of business, geography, and year	Establishments (number)	Paid employees for pay period including March 12 (number)	First-quarter payroll (\$1,000)	Annual payroll (\$1,000)
Total for all sectors				
New Jersey				
2004 ..	240 539	3 609 640	39 954 175	160 237 399
2003 ..	237 842	3 579 076	38 736 433	154 521 098
Atlantic				
2004 ..	6 703	129 347	961 144	4 131 214
2003 ..	6 513	126 049	925 694	3 972 685
Bergen				
2004 ..	33 486	470 179	5 499 278	22 441 167
2003 ..	33 038	463 096	5 355 275	21 828 583
Burlington				
2004 ..	10 733	181 100	1 634 733	6 874 616
2003 ..	10 485	177 384	1 559 068	6 501 804
Camden				
2004 ..	12 596	182 252	1 555 210	6 721 524
2003 ..	12 505	179 310	1 494 985	6 393 408
Cape May				
2004 ..	4 192	26 062	162 692	865 397
2003 ..	4 128	25 502	155 378	810 634
Cumberland				
2004 ..	3 173	47 831	349 286	1 533 796
2003 ..	3 136	46 577	338 656	1 442 279
Essex				
2004 ..	20 268	317 283	3 861 072	14 656 952
2003 ..	20 155	325 848	3 678 938	14 458 140
Gloucester				
2004 ..	5 946	85 784	672 022	2 891 044
2003 ..	5 815	82 019	621 196	2 647 636
Hudson				
2004 ..	13 511	219 803	3 002 454	10 542 848
2003 ..	13 618	226 879	3 109 275	10 351 515
Hunterdon				
2004 ..	4 169	44 623	583 149	2 184 651
2003 ..	4 071	44 328	531 894	2 101 082
Mercer				
2004 ..	9 983	185 383	2 151 509	8 599 953
2003 ..	10 359	186 010	2 120 681	8 366 540
Middlesex				
2004 ..	21 252	389 516	4 509 934	18 049 340
2003 ..	21 207	376 949	4 186 254	16 664 986
Monmouth				
2004 ..	19 543	226 748	2 084 709	8 884 579
2003 ..	19 130	219 029	2 023 218	8 484 529
Morris				
2004 ..	17 656	295 818	4 249 014	16 853 905
2003 ..	17 355	289 385	4 019 673	15 763 669
Ocean				
2004 ..	12 164	123 524	842 345	3 826 794
2003 ..	11 920	119 420	810 251	3 587 438
Passaic				
2004 ..	12 469	169 347	1 543 393	6 460 585
2003 ..	12 299	166 886	1 484 639	6 099 684
Salem				
2004 ..	1 320	19 414	194 682	814 635
2003 ..	1 324	18 362	172 396	706 237
Somerset				
2004 ..	9 896	174 859	2 796 375	10 267 205
2003 ..	9 707	174 628	2 748 719	10 572 822
Sussex				
2004 ..	3 716	33 603	237 633	1 015 503
2003 ..	3 647	31 982	225 767	982 838
Union				
2004 ..	14 725	233 838	2 530 551	10 444 667
2003 ..	14 549	232 792	2 612 477	10 563 672
Warren				
2004 ..	2 861	31 199	312 175	1 284 787
2003 ..	2 818	31 020	310 840	1 257 666
Statewide New Jersey				
2004 ..	177	22 127	220 815	892 237
2003 ..	63	35 621	251 159	963 251

Note: To maintain confidentiality, the Census Bureau suppresses data to protect the identity of any business or individual. The census results in this table contain nonsampling errors. Data users who create their own estimates using data from this table should cite the Census Bureau as the source of the original data only. See also explanation of terms. For the full technical documentation, see Appendix C.

Table 5. Establishments, Employees, and Payroll by Industry and Employment Size of Establishments by County: 2004

[Excludes most government employees, railroad employees, and self-employed persons. Size class 1 to 4 employees includes establishments having payroll, but no employees, during mid-March pay period. For meaning of abbreviations and symbols, see introductory text. For explanation of terms, see Appendix A. For statement on reliability, see the note at the end of the table and Appendix C]

NAICS code	Geography, kind of business, and employment size class	Establishments (number)	Paid employees for pay period including March 12 (number)	First-quarter payroll (\$1,000)	Annual payroll (\$1,000)
	ATLANTIC				
	Total for all sectors				
	All establishments	6 703	129 347	961 144	4 131 214
	Establishments with 1 to 4 employees	3 570	X	X	X
	Establishments with 5 to 9 employees	1 354	X	X	X
	Establishments with 10 to 19 employees	850	X	X	X
	Establishments with 20 to 49 employees	608	X	X	X
	Establishments with 50 to 99 employees	193	X	X	X
	Establishments with 100 to 249 employees	92	X	X	X
	Establishments with 250 to 499 employees	17	X	X	X
	Establishments with 500 to 999 employees	3	X	X	X
	Establishments with 1,000 employees or more	16	X	X	X
11	Forestry, fishing & hunting, and agricultural support services (NAICS 113-115)				
	All establishments	9	64	252	1 896
	Establishments with 1 to 4 employees	4	X	X	X
	Establishments with 5 to 9 employees	3	X	X	X
	Establishments with 10 to 19 employees	1	X	X	X
	Establishments with 20 to 49 employees	1	X	X	X
	Establishments with 50 to 99 employees	-	X	X	X
	Establishments with 100 to 249 employees	-	X	X	X
	Establishments with 250 to 499 employees	-	X	X	X
	Establishments with 500 to 999 employees	-	X	X	X
	Establishments with 1,000 employees or more	-	X	X	X
21	Mining				
	All establishments	4	a	D	D
	Establishments with 1 to 4 employees	4	X	X	X
	Establishments with 5 to 9 employees	-	X	X	X
	Establishments with 10 to 19 employees	-	X	X	X
	Establishments with 20 to 49 employees	-	X	X	X
	Establishments with 50 to 99 employees	-	X	X	X
	Establishments with 100 to 249 employees	-	X	X	X
	Establishments with 250 to 499 employees	-	X	X	X
	Establishments with 500 to 999 employees	-	X	X	X
	Establishments with 1,000 employees or more	-	X	X	X
22	Utilities				
	All establishments	20	839	15 382	59 326
	Establishments with 1 to 4 employees	7	X	X	X
	Establishments with 5 to 9 employees	3	X	X	X
	Establishments with 10 to 19 employees	1	X	X	X
	Establishments with 20 to 49 employees	3	X	X	X
	Establishments with 50 to 99 employees	4	X	X	X
	Establishments with 100 to 249 employees	2	X	X	X
	Establishments with 250 to 499 employees	-	X	X	X
	Establishments with 500 to 999 employees	-	X	X	X
	Establishments with 1,000 employees or more	-	X	X	X
221	Utilities				
	All establishments	20	839	15 382	59 326
	Establishments with 1 to 4 employees	7	X	X	X
	Establishments with 5 to 9 employees	3	X	X	X
	Establishments with 10 to 19 employees	1	X	X	X
	Establishments with 20 to 49 employees	3	X	X	X
	Establishments with 50 to 99 employees	4	X	X	X
	Establishments with 100 to 249 employees	2	X	X	X
	Establishments with 250 to 499 employees	-	X	X	X
	Establishments with 500 to 999 employees	-	X	X	X
	Establishments with 1,000 employees or more	-	X	X	X
2211	Electric power generation, transmission, and distribution				
	All establishments	12	e	D	D
	Establishments with 1 to 4 employees	6	X	X	X
	Establishments with 5 to 9 employees	2	X	X	X
	Establishments with 10 to 19 employees	1	X	X	X
	Establishments with 20 to 49 employees	-	X	X	X
	Establishments with 50 to 99 employees	2	X	X	X
	Establishments with 100 to 249 employees	1	X	X	X
	Establishments with 250 to 499 employees	-	X	X	X
	Establishments with 500 to 999 employees	-	X	X	X
	Establishments with 1,000 employees or more	-	X	X	X
22112	Electric power transmission, control, and distribution				
	All establishments	5	e	D	D
	Establishments with 1 to 4 employees	2	X	X	X
	Establishments with 5 to 9 employees	1	X	X	X
	Establishments with 10 to 19 employees	-	X	X	X
	Establishments with 20 to 49 employees	-	X	X	X
	Establishments with 50 to 99 employees	1	X	X	X
	Establishments with 100 to 249 employees	1	X	X	X
	Establishments with 250 to 499 employees	-	X	X	X
	Establishments with 500 to 999 employees	-	X	X	X
	Establishments with 1,000 employees or more	-	X	X	X

See footnotes at end of table.

Table 5. Establishments, Employees, and Payroll by Industry and Employment Size of Establishments by County: 2004—Con.

[Excludes most government employees, railroad employees, and self-employed persons. Size class 1 to 4 employees includes establishments having payroll, but no employees, during mid-March pay period. For meaning of abbreviations and symbols, see introductory text. For explanation of terms, see Appendix A. For statement on reliability, see the note at the end of the table and Appendix C]

NAICS code	Geography, kind of business, and employment size class	Establishments (number)	Paid employees for pay period including March 12 (number)	First-quarter payroll (\$1,000)	Annual payroll (\$1,000)
22	ATLANTIC—Con.				
	Utilities—Con.				
221	Utilities—Con.				
2211	Electric power generation, transmission, and distribution—Con.				
22112	Electric power transmission, control, and distribution—Con.				
221122	Electric power distribution				
	All establishments	5	e	D	D
	Establishments with 1 to 4 employees	2	X	X	X
	Establishments with 5 to 9 employees	1	X	X	X
	Establishments with 10 to 19 employees	—	X	X	X
	Establishments with 20 to 49 employees	—	X	X	X
	Establishments with 50 to 99 employees	1	X	X	X
	Establishments with 100 to 249 employees	1	X	X	X
	Establishments with 250 to 499 employees	—	X	X	X
	Establishments with 500 to 999 employees	—	X	X	X
	Establishments with 1,000 employees or more	—	X	X	X
2212	Natural gas distribution				
	All establishments	4	e	D	D
	Establishments with 1 to 4 employees	—	X	X	X
	Establishments with 5 to 9 employees	1	X	X	X
	Establishments with 10 to 19 employees	—	X	X	X
	Establishments with 20 to 49 employees	1	X	X	X
	Establishments with 50 to 99 employees	1	X	X	X
	Establishments with 100 to 249 employees	1	X	X	X
	Establishments with 250 to 499 employees	—	X	X	X
	Establishments with 500 to 999 employees	—	X	X	X
	Establishments with 1,000 employees or more	—	X	X	X
22121	Natural gas distribution				
	All establishments	4	e	D	D
	Establishments with 1 to 4 employees	—	X	X	X
	Establishments with 5 to 9 employees	1	X	X	X
	Establishments with 10 to 19 employees	—	X	X	X
	Establishments with 20 to 49 employees	1	X	X	X
	Establishments with 50 to 99 employees	1	X	X	X
	Establishments with 100 to 249 employees	1	X	X	X
	Establishments with 250 to 499 employees	—	X	X	X
	Establishments with 500 to 999 employees	—	X	X	X
	Establishments with 1,000 employees or more	—	X	X	X
221210	Natural gas distribution				
	All establishments	4	e	D	D
	Establishments with 1 to 4 employees	—	X	X	X
	Establishments with 5 to 9 employees	1	X	X	X
	Establishments with 10 to 19 employees	—	X	X	X
	Establishments with 20 to 49 employees	1	X	X	X
	Establishments with 50 to 99 employees	1	X	X	X
	Establishments with 100 to 249 employees	1	X	X	X
	Establishments with 250 to 499 employees	—	X	X	X
	Establishments with 500 to 999 employees	—	X	X	X
	Establishments with 1,000 employees or more	—	X	X	X
2213	Water, sewage, and other systems				
	All establishments	4	c	D	D
	Establishments with 1 to 4 employees	1	X	X	X
	Establishments with 5 to 9 employees	—	X	X	X
	Establishments with 10 to 19 employees	—	X	X	X
	Establishments with 20 to 49 employees	2	X	X	X
	Establishments with 50 to 99 employees	1	X	X	X
	Establishments with 100 to 249 employees	—	X	X	X
	Establishments with 250 to 499 employees	—	X	X	X
	Establishments with 500 to 999 employees	—	X	X	X
	Establishments with 1,000 employees or more	—	X	X	X
23	Construction				
	All establishments	842	6 539	62 084	309 494
	Establishments with 1 to 4 employees	537	X	X	X
	Establishments with 5 to 9 employees	146	X	X	X
	Establishments with 10 to 19 employees	84	X	X	X
	Establishments with 20 to 49 employees	52	X	X	X
	Establishments with 50 to 99 employees	17	X	X	X
	Establishments with 100 to 249 employees	6	X	X	X
	Establishments with 250 to 499 employees	—	X	X	X
	Establishments with 500 to 999 employees	—	X	X	X
	Establishments with 1,000 employees or more	—	X	X	X
236	Construction of buildings				
	All establishments	255	1 359	11 265	53 730
	Establishments with 1 to 4 employees	168	X	X	X
	Establishments with 5 to 9 employees	53	X	X	X
	Establishments with 10 to 19 employees	21	X	X	X
	Establishments with 20 to 49 employees	11	X	X	X
	Establishments with 50 to 99 employees	2	X	X	X
	Establishments with 100 to 249 employees	—	X	X	X
	Establishments with 250 to 499 employees	—	X	X	X
	Establishments with 500 to 999 employees	—	X	X	X
	Establishments with 1,000 employees or more	—	X	X	X

See footnotes at end of table.

Table 5. Establishments, Employees, and Payroll by Industry and Employment Size of Establishments by County: 2004—Con.

[Excludes most government employees, railroad employees, and self-employed persons. Size class 1 to 4 employees includes establishments having payroll, but no employees, during mid-March pay period. For meaning of abbreviations and symbols, see introductory text. For explanation of terms, see Appendix A. For statement on reliability, see the note at the end of the table and Appendix C]

NAICS code	Geography, kind of business, and employment size class	Establishments (number)	Paid employees for pay period including March 12 (number)	First-quarter payroll (\$1,000)	Annual payroll (\$1,000)
23	ATLANTIC—Con.				
	Construction—Con.				
236	Construction of buildings—Con.				
2361	Residential building construction				
	All establishments	214	813	5 257	26 457
	Establishments with 1 to 4 employees	153	X	X	X
	Establishments with 5 to 9 employees	40	X	X	X
	Establishments with 10 to 19 employees	16	X	X	X
	Establishments with 20 to 49 employees	5	X	X	X
	Establishments with 50 to 99 employees	—	X	X	X
	Establishments with 100 to 249 employees	—	X	X	X
	Establishments with 250 to 499 employees	—	X	X	X
	Establishments with 500 to 999 employees	—	X	X	X
	Establishments with 1,000 employees or more	—	X	X	X
23611	Residential building construction				
	All establishments	214	813	5 257	26 457
	Establishments with 1 to 4 employees	153	X	X	X
	Establishments with 5 to 9 employees	40	X	X	X
	Establishments with 10 to 19 employees	16	X	X	X
	Establishments with 20 to 49 employees	5	X	X	X
	Establishments with 50 to 99 employees	—	X	X	X
	Establishments with 100 to 249 employees	—	X	X	X
	Establishments with 250 to 499 employees	—	X	X	X
	Establishments with 500 to 999 employees	—	X	X	X
	Establishments with 1,000 employees or more	—	X	X	X
236115	New single-family housing construction (except operative builders)				
	All establishments	125	578	3 824	18 328
	Establishments with 1 to 4 employees	79	X	X	X
	Establishments with 5 to 9 employees	30	X	X	X
	Establishments with 10 to 19 employees	12	X	X	X
	Establishments with 20 to 49 employees	4	X	X	X
	Establishments with 50 to 99 employees	—	X	X	X
	Establishments with 100 to 249 employees	—	X	X	X
	Establishments with 250 to 499 employees	—	X	X	X
	Establishments with 500 to 999 employees	—	X	X	X
	Establishments with 1,000 employees or more	—	X	X	X
236118	Residential remodelers				
	All establishments	79	208	1 188	5 789
	Establishments with 1 to 4 employees	67	X	X	X
	Establishments with 5 to 9 employees	7	X	X	X
	Establishments with 10 to 19 employees	4	X	X	X
	Establishments with 20 to 49 employees	1	X	X	X
	Establishments with 50 to 99 employees	—	X	X	X
	Establishments with 100 to 249 employees	—	X	X	X
	Establishments with 250 to 499 employees	—	X	X	X
	Establishments with 500 to 999 employees	—	X	X	X
	Establishments with 1,000 employees or more	—	X	X	X
2362	Nonresidential building construction				
	All establishments	41	546	6 008	27 273
	Establishments with 1 to 4 employees	15	X	X	X
	Establishments with 5 to 9 employees	13	X	X	X
	Establishments with 10 to 19 employees	5	X	X	X
	Establishments with 20 to 49 employees	6	X	X	X
	Establishments with 50 to 99 employees	2	X	X	X
	Establishments with 100 to 249 employees	—	X	X	X
	Establishments with 250 to 499 employees	—	X	X	X
	Establishments with 500 to 999 employees	—	X	X	X
	Establishments with 1,000 employees or more	—	X	X	X
23622	Commercial and institutional building construction				
	All establishments	40	f	D	D
	Establishments with 1 to 4 employees	14	X	X	X
	Establishments with 5 to 9 employees	13	X	X	X
	Establishments with 10 to 19 employees	5	X	X	X
	Establishments with 20 to 49 employees	6	X	X	X
	Establishments with 50 to 99 employees	2	X	X	X
	Establishments with 100 to 249 employees	—	X	X	X
	Establishments with 250 to 499 employees	—	X	X	X
	Establishments with 500 to 999 employees	—	X	X	X
	Establishments with 1,000 employees or more	—	X	X	X
236220	Commercial and institutional building construction				
	All establishments	40	f	D	D
	Establishments with 1 to 4 employees	14	X	X	X
	Establishments with 5 to 9 employees	13	X	X	X
	Establishments with 10 to 19 employees	5	X	X	X
	Establishments with 20 to 49 employees	6	X	X	X
	Establishments with 50 to 99 employees	2	X	X	X
	Establishments with 100 to 249 employees	—	X	X	X
	Establishments with 250 to 499 employees	—	X	X	X
	Establishments with 500 to 999 employees	—	X	X	X
	Establishments with 1,000 employees or more	—	X	X	X

See footnotes at end of table.

Table 5. Establishments, Employees, and Payroll by Industry and Employment Size of Establishments by County: 2004—Con.

[Excludes most government employees, railroad employees, and self-employed persons. Size class 1 to 4 employees includes establishments having payroll, but no employees, during mid-March pay period. For meaning of abbreviations and symbols, see introductory text. For explanation of terms, see Appendix A. For statement on reliability, see the note at the end of the table and Appendix C]

NAICS code	Geography, kind of business, and employment size class	Establishments (number)	Paid employees for pay period including March 12 (number)	First-quarter payroll (\$1,000)	Annual payroll (\$1,000)
23	ATLANTIC—Con.				
	Construction—Con.				
237	Heavy and civil engineering construction				
	All establishments	56	987	8 981	50 453
	Establishments with 1 to 4 employees	21	X	X	X
	Establishments with 5 to 9 employees	7	X	X	X
	Establishments with 10 to 19 employees	15	X	X	X
	Establishments with 20 to 49 employees	9	X	X	X
	Establishments with 50 to 99 employees	2	X	X	X
	Establishments with 100 to 249 employees	2	X	X	X
	Establishments with 250 to 499 employees	—	X	X	X
	Establishments with 500 to 999 employees	—	X	X	X
	Establishments with 1,000 employees or more	—	X	X	X
2371	Utility system construction				
	All establishments	19	362	3 057	15 255
	Establishments with 1 to 4 employees	4	X	X	X
	Establishments with 5 to 9 employees	4	X	X	X
	Establishments with 10 to 19 employees	6	X	X	X
	Establishments with 20 to 49 employees	4	X	X	X
	Establishments with 50 to 99 employees	—	X	X	X
	Establishments with 100 to 249 employees	1	X	X	X
	Establishments with 250 to 499 employees	—	X	X	X
	Establishments with 500 to 999 employees	—	X	X	X
	Establishments with 1,000 employees or more	—	X	X	X
23711	Water and sewer line and related structures construction				
	All establishments	14	164	1 508	7 213
	Establishments with 1 to 4 employees	3	X	X	X
	Establishments with 5 to 9 employees	4	X	X	X
	Establishments with 10 to 19 employees	4	X	X	X
	Establishments with 20 to 49 employees	3	X	X	X
	Establishments with 50 to 99 employees	—	X	X	X
	Establishments with 100 to 249 employees	—	X	X	X
	Establishments with 250 to 499 employees	—	X	X	X
	Establishments with 500 to 999 employees	—	X	X	X
	Establishments with 1,000 employees or more	—	X	X	X
237110	Water and sewer line and related structures construction				
	All establishments	14	164	1 508	7 213
	Establishments with 1 to 4 employees	3	X	X	X
	Establishments with 5 to 9 employees	4	X	X	X
	Establishments with 10 to 19 employees	4	X	X	X
	Establishments with 20 to 49 employees	3	X	X	X
	Establishments with 50 to 99 employees	—	X	X	X
	Establishments with 100 to 249 employees	—	X	X	X
	Establishments with 250 to 499 employees	—	X	X	X
	Establishments with 500 to 999 employees	—	X	X	X
	Establishments with 1,000 employees or more	—	X	X	X
23713	Power and communication line and related structures construction				
	All establishments	5	198	1 549	8 042
	Establishments with 1 to 4 employees	1	X	X	X
	Establishments with 5 to 9 employees	—	X	X	X
	Establishments with 10 to 19 employees	2	X	X	X
	Establishments with 20 to 49 employees	1	X	X	X
	Establishments with 50 to 99 employees	—	X	X	X
	Establishments with 100 to 249 employees	1	X	X	X
	Establishments with 250 to 499 employees	—	X	X	X
	Establishments with 500 to 999 employees	—	X	X	X
	Establishments with 1,000 employees or more	—	X	X	X
237130	Power and communication line and related structures construction				
	All establishments	5	198	1 549	8 042
	Establishments with 1 to 4 employees	1	X	X	X
	Establishments with 5 to 9 employees	—	X	X	X
	Establishments with 10 to 19 employees	2	X	X	X
	Establishments with 20 to 49 employees	1	X	X	X
	Establishments with 50 to 99 employees	—	X	X	X
	Establishments with 100 to 249 employees	1	X	X	X
	Establishments with 250 to 499 employees	—	X	X	X
	Establishments with 500 to 999 employees	—	X	X	X
	Establishments with 1,000 employees or more	—	X	X	X
2372	Land subdivision				
	All establishments	9	107	736	3 292
	Establishments with 1 to 4 employees	4	X	X	X
	Establishments with 5 to 9 employees	2	X	X	X
	Establishments with 10 to 19 employees	2	X	X	X
	Establishments with 20 to 49 employees	—	X	X	X
	Establishments with 50 to 99 employees	1	X	X	X
	Establishments with 100 to 249 employees	—	X	X	X
	Establishments with 250 to 499 employees	—	X	X	X
	Establishments with 500 to 999 employees	—	X	X	X
	Establishments with 1,000 employees or more	—	X	X	X

See footnotes at end of table.

Table 5. Establishments, Employees, and Payroll by Industry and Employment Size of Establishments by County: 2004—Con.

[Excludes most government employees, railroad employees, and self-employed persons. Size class 1 to 4 employees includes establishments having payroll, but no employees, during mid-March pay period. For meaning of abbreviations and symbols, see introductory text. For explanation of terms, see Appendix A. For statement on reliability, see the note at the end of the table and Appendix C]

NAICS code	Geography, kind of business, and employment size class	Establishments (number)	Paid employees for pay period including March 12 (number)	First-quarter payroll (\$1,000)	Annual payroll (\$1,000)
23	ATLANTIC—Con.				
	Construction—Con.				
237	Heavy and civil engineering construction—Con.				
2372	Land subdivision—Con.				
23721	Land subdivision				
	All establishments	9	107	736	3 292
	Establishments with 1 to 4 employees	4	X	X	X
	Establishments with 5 to 9 employees	2	X	X	X
	Establishments with 10 to 19 employees	2	X	X	X
	Establishments with 20 to 49 employees	—	X	X	X
	Establishments with 50 to 99 employees	1	X	X	X
	Establishments with 100 to 249 employees	—	X	X	X
	Establishments with 250 to 499 employees	—	X	X	X
	Establishments with 500 to 999 employees	—	X	X	X
	Establishments with 1,000 employees or more	—	X	X	X
237210	Land subdivision				
	All establishments	9	107	736	3 292
	Establishments with 1 to 4 employees	4	X	X	X
	Establishments with 5 to 9 employees	2	X	X	X
	Establishments with 10 to 19 employees	2	X	X	X
	Establishments with 20 to 49 employees	—	X	X	X
	Establishments with 50 to 99 employees	1	X	X	X
	Establishments with 100 to 249 employees	—	X	X	X
	Establishments with 250 to 499 employees	—	X	X	X
	Establishments with 500 to 999 employees	—	X	X	X
	Establishments with 1,000 employees or more	—	X	X	X
2373	Highway, street, and bridge construction				
	All establishments	19	431	4 285	27 858
	Establishments with 1 to 4 employees	9	X	X	X
	Establishments with 5 to 9 employees	—	X	X	X
	Establishments with 10 to 19 employees	5	X	X	X
	Establishments with 20 to 49 employees	3	X	X	X
	Establishments with 50 to 99 employees	1	X	X	X
	Establishments with 100 to 249 employees	1	X	X	X
	Establishments with 250 to 499 employees	—	X	X	X
	Establishments with 500 to 999 employees	—	X	X	X
	Establishments with 1,000 employees or more	—	X	X	X
23731	Highway, street, and bridge construction				
	All establishments	19	431	4 285	27 858
	Establishments with 1 to 4 employees	9	X	X	X
	Establishments with 5 to 9 employees	—	X	X	X
	Establishments with 10 to 19 employees	5	X	X	X
	Establishments with 20 to 49 employees	3	X	X	X
	Establishments with 50 to 99 employees	1	X	X	X
	Establishments with 100 to 249 employees	1	X	X	X
	Establishments with 250 to 499 employees	—	X	X	X
	Establishments with 500 to 999 employees	—	X	X	X
	Establishments with 1,000 employees or more	—	X	X	X
237310	Highway, street, and bridge construction				
	All establishments	19	431	4 285	27 858
	Establishments with 1 to 4 employees	9	X	X	X
	Establishments with 5 to 9 employees	—	X	X	X
	Establishments with 10 to 19 employees	5	X	X	X
	Establishments with 20 to 49 employees	3	X	X	X
	Establishments with 50 to 99 employees	1	X	X	X
	Establishments with 100 to 249 employees	1	X	X	X
	Establishments with 250 to 499 employees	—	X	X	X
	Establishments with 500 to 999 employees	—	X	X	X
	Establishments with 1,000 employees or more	—	X	X	X
238	Specialty trade contractors				
	All establishments	531	4 193	41 838	205 311
	Establishments with 1 to 4 employees	348	X	X	X
	Establishments with 5 to 9 employees	86	X	X	X
	Establishments with 10 to 19 employees	48	X	X	X
	Establishments with 20 to 49 employees	32	X	X	X
	Establishments with 50 to 99 employees	13	X	X	X
	Establishments with 100 to 249 employees	4	X	X	X
	Establishments with 250 to 499 employees	—	X	X	X
	Establishments with 500 to 999 employees	—	X	X	X
	Establishments with 1,000 employees or more	—	X	X	X
2381	Foundation, structure, and building exterior contractors				
	All establishments	145	1 377	10 578	59 399
	Establishments with 1 to 4 employees	83	X	X	X
	Establishments with 5 to 9 employees	30	X	X	X
	Establishments with 10 to 19 employees	14	X	X	X
	Establishments with 20 to 49 employees	11	X	X	X
	Establishments with 50 to 99 employees	6	X	X	X
	Establishments with 100 to 249 employees	1	X	X	X
	Establishments with 250 to 499 employees	—	X	X	X
	Establishments with 500 to 999 employees	—	X	X	X
	Establishments with 1,000 employees or more	—	X	X	X

See footnotes at end of table.

Table 5. Establishments, Employees, and Payroll by Industry and Employment Size of Establishments by County: 2004—Con.

[Excludes most government employees, railroad employees, and self-employed persons. Size class 1 to 4 employees includes establishments having payroll, but no employees, during mid-March pay period. For meaning of abbreviations and symbols, see introductory text. For explanation of terms, see Appendix A. For statement on reliability, see the note at the end of the table and Appendix C]

NAICS code	Geography, kind of business, and employment size class	Establishments (number)	Paid employees for pay period including March 12 (number)	First-quarter payroll (\$1,000)	Annual payroll (\$1,000)
23	ATLANTIC—Con.				
	Construction—Con.				
238	Specialty trade contractors—Con.				
2381	Foundation, structure, and building exterior contractors—Con.				
23811	Poured concrete foundation and structure contractors				
	All establishments	42	432	2 992	18 496
	Establishments with 1 to 4 employees	22	X	X	X
	Establishments with 5 to 9 employees	9	X	X	X
	Establishments with 10 to 19 employees	3	X	X	X
	Establishments with 20 to 49 employees	6	X	X	X
	Establishments with 50 to 99 employees	2	X	X	X
	Establishments with 100 to 249 employees	—	X	X	X
	Establishments with 250 to 499 employees	—	X	X	X
	Establishments with 500 to 999 employees	—	X	X	X
	Establishments with 1,000 employees or more	—	X	X	X
238110	Poured concrete foundation and structure contractors				
	All establishments	42	432	2 992	18 496
	Establishments with 1 to 4 employees	22	X	X	X
	Establishments with 5 to 9 employees	9	X	X	X
	Establishments with 10 to 19 employees	3	X	X	X
	Establishments with 20 to 49 employees	6	X	X	X
	Establishments with 50 to 99 employees	2	X	X	X
	Establishments with 100 to 249 employees	—	X	X	X
	Establishments with 250 to 499 employees	—	X	X	X
	Establishments with 500 to 999 employees	—	X	X	X
	Establishments with 1,000 employees or more	—	X	X	X
23812	Structural steel and precast concrete contractors				
	All establishments	5	101	980	5 170
	Establishments with 1 to 4 employees	2	X	X	X
	Establishments with 5 to 9 employees	1	X	X	X
	Establishments with 10 to 19 employees	—	X	X	X
	Establishments with 20 to 49 employees	1	X	X	X
	Establishments with 50 to 99 employees	1	X	X	X
	Establishments with 100 to 249 employees	—	X	X	X
	Establishments with 250 to 499 employees	—	X	X	X
	Establishments with 500 to 999 employees	—	X	X	X
	Establishments with 1,000 employees or more	—	X	X	X
238120	Structural steel and precast concrete contractors				
	All establishments	5	101	980	5 170
	Establishments with 1 to 4 employees	2	X	X	X
	Establishments with 5 to 9 employees	1	X	X	X
	Establishments with 10 to 19 employees	—	X	X	X
	Establishments with 20 to 49 employees	1	X	X	X
	Establishments with 50 to 99 employees	1	X	X	X
	Establishments with 100 to 249 employees	—	X	X	X
	Establishments with 250 to 499 employees	—	X	X	X
	Establishments with 500 to 999 employees	—	X	X	X
	Establishments with 1,000 employees or more	—	X	X	X
23814	Masonry contractors				
	All establishments	34	249	1 237	8 919
	Establishments with 1 to 4 employees	22	X	X	X
	Establishments with 5 to 9 employees	6	X	X	X
	Establishments with 10 to 19 employees	5	X	X	X
	Establishments with 20 to 49 employees	—	X	X	X
	Establishments with 50 to 99 employees	—	X	X	X
	Establishments with 100 to 249 employees	1	X	X	X
	Establishments with 250 to 499 employees	—	X	X	X
	Establishments with 500 to 999 employees	—	X	X	X
	Establishments with 1,000 employees or more	—	X	X	X
238140	Masonry contractors				
	All establishments	34	249	1 237	8 919
	Establishments with 1 to 4 employees	22	X	X	X
	Establishments with 5 to 9 employees	6	X	X	X
	Establishments with 10 to 19 employees	5	X	X	X
	Establishments with 20 to 49 employees	—	X	X	X
	Establishments with 50 to 99 employees	—	X	X	X
	Establishments with 100 to 249 employees	1	X	X	X
	Establishments with 250 to 499 employees	—	X	X	X
	Establishments with 500 to 999 employees	—	X	X	X
	Establishments with 1,000 employees or more	—	X	X	X
23815	Glass and glazing contractors				
	All establishments	6	113	970	4 184
	Establishments with 1 to 4 employees	1	X	X	X
	Establishments with 5 to 9 employees	1	X	X	X
	Establishments with 10 to 19 employees	2	X	X	X
	Establishments with 20 to 49 employees	2	X	X	X
	Establishments with 50 to 99 employees	—	X	X	X
	Establishments with 100 to 249 employees	—	X	X	X
	Establishments with 250 to 499 employees	—	X	X	X
	Establishments with 500 to 999 employees	—	X	X	X
	Establishments with 1,000 employees or more	—	X	X	X

See footnotes at end of table.

Table 5. Establishments, Employees, and Payroll by Industry and Employment Size of Establishments by County: 2004—Con.

[Excludes most government employees, railroad employees, and self-employed persons. Size class 1 to 4 employees includes establishments having payroll, but no employees, during mid-March pay period. For meaning of abbreviations and symbols, see introductory text. For explanation of terms, see Appendix A. For statement on reliability, see the note at the end of the table and Appendix C]

NAICS code	Geography, kind of business, and employment size class	Establishments (number)	Paid employees for pay period including March 12 (number)	First-quarter payroll (\$1,000)	Annual payroll (\$1,000)
23	ATLANTIC—Con.				
	Construction—Con.				
238	Specialty trade contractors—Con.				
2381	Foundation, structure, and building exterior contractors—Con.				
23815	Glass and glazing contractors—Con.				
238150	Glass and glazing contractors				
	All establishments	6	113	970	4 184
	Establishments with 1 to 4 employees	1	X	X	X
	Establishments with 5 to 9 employees	1	X	X	X
	Establishments with 10 to 19 employees	2	X	X	X
	Establishments with 20 to 49 employees	2	X	X	X
	Establishments with 50 to 99 employees	—	X	X	X
	Establishments with 100 to 249 employees	—	X	X	X
	Establishments with 250 to 499 employees	—	X	X	X
	Establishments with 500 to 999 employees	—	X	X	X
	Establishments with 1,000 employees or more	—	X	X	X
23816	Roofing contractors				
	All establishments	19	259	3 149	15 293
	Establishments with 1 to 4 employees	11	X	X	X
	Establishments with 5 to 9 employees	4	X	X	X
	Establishments with 10 to 19 employees	1	X	X	X
	Establishments with 20 to 49 employees	1	X	X	X
	Establishments with 50 to 99 employees	2	X	X	X
	Establishments with 100 to 249 employees	—	X	X	X
	Establishments with 250 to 499 employees	—	X	X	X
	Establishments with 500 to 999 employees	—	X	X	X
	Establishments with 1,000 employees or more	—	X	X	X
238160	Roofing contractors				
	All establishments	19	259	3 149	15 293
	Establishments with 1 to 4 employees	11	X	X	X
	Establishments with 5 to 9 employees	4	X	X	X
	Establishments with 10 to 19 employees	1	X	X	X
	Establishments with 20 to 49 employees	1	X	X	X
	Establishments with 50 to 99 employees	2	X	X	X
	Establishments with 100 to 249 employees	—	X	X	X
	Establishments with 250 to 499 employees	—	X	X	X
	Establishments with 500 to 999 employees	—	X	X	X
	Establishments with 1,000 employees or more	—	X	X	X
23817	Siding contractors				
	All establishments	14	101	718	3 673
	Establishments with 1 to 4 employees	10	X	X	X
	Establishments with 5 to 9 employees	2	X	X	X
	Establishments with 10 to 19 employees	1	X	X	X
	Establishments with 20 to 49 employees	—	X	X	X
	Establishments with 50 to 99 employees	1	X	X	X
	Establishments with 100 to 249 employees	—	X	X	X
	Establishments with 250 to 499 employees	—	X	X	X
	Establishments with 500 to 999 employees	—	X	X	X
	Establishments with 1,000 employees or more	—	X	X	X
238170	Siding contractors				
	All establishments	14	101	718	3 673
	Establishments with 1 to 4 employees	10	X	X	X
	Establishments with 5 to 9 employees	2	X	X	X
	Establishments with 10 to 19 employees	1	X	X	X
	Establishments with 20 to 49 employees	—	X	X	X
	Establishments with 50 to 99 employees	1	X	X	X
	Establishments with 100 to 249 employees	—	X	X	X
	Establishments with 250 to 499 employees	—	X	X	X
	Establishments with 500 to 999 employees	—	X	X	X
	Establishments with 1,000 employees or more	—	X	X	X
2382	Building equipment contractors				
	All establishments	202	1 860	22 363	95 945
	Establishments with 1 to 4 employees	129	X	X	X
	Establishments with 5 to 9 employees	33	X	X	X
	Establishments with 10 to 19 employees	20	X	X	X
	Establishments with 20 to 49 employees	13	X	X	X
	Establishments with 50 to 99 employees	4	X	X	X
	Establishments with 100 to 249 employees	3	X	X	X
	Establishments with 250 to 499 employees	—	X	X	X
	Establishments with 500 to 999 employees	—	X	X	X
	Establishments with 1,000 employees or more	—	X	X	X
23821	Electrical Contractors				
	All establishments	81	890	10 273	50 978
	Establishments with 1 to 4 employees	50	X	X	X
	Establishments with 5 to 9 employees	15	X	X	X
	Establishments with 10 to 19 employees	6	X	X	X
	Establishments with 20 to 49 employees	6	X	X	X
	Establishments with 50 to 99 employees	2	X	X	X
	Establishments with 100 to 249 employees	2	X	X	X
	Establishments with 250 to 499 employees	—	X	X	X
	Establishments with 500 to 999 employees	—	X	X	X
	Establishments with 1,000 employees or more	—	X	X	X

See footnotes at end of table.

Table 5. Establishments, Employees, and Payroll by Industry and Employment Size of Establishments by County: 2004—Con.

[Excludes most government employees, railroad employees, and self-employed persons. Size class 1 to 4 employees includes establishments having payroll, but no employees, during mid-March pay period. For meaning of abbreviations and symbols, see introductory text. For explanation of terms, see Appendix A. For statement on reliability, see the note at the end of the table and Appendix C]

NAICS code	Geography, kind of business, and employment size class	Establishments (number)	Paid employees for pay period including March 12 (number)	First-quarter payroll (\$1,000)	Annual payroll (\$1,000)
23	ATLANTIC—Con.				
	Construction—Con.				
238	Specialty trade contractors—Con.				
2382	Building equipment contractors—Con.				
23821	Electrical Contractors—Con.				
238210	Electrical Contractors				
	All establishments	81	890	10 273	50 978
	Establishments with 1 to 4 employees	50	X	X	X
	Establishments with 5 to 9 employees	15	X	X	X
	Establishments with 10 to 19 employees	6	X	X	X
	Establishments with 20 to 49 employees	6	X	X	X
	Establishments with 50 to 99 employees	2	X	X	X
	Establishments with 100 to 249 employees	2	X	X	X
	Establishments with 250 to 499 employees	—	X	X	X
	Establishments with 500 to 999 employees	—	X	X	X
	Establishments with 1,000 employees or more	—	X	X	X
23822	Plumbing, heating, and air-conditioning contractors				
	All establishments	114	857	10 078	36 581
	Establishments with 1 to 4 employees	78	X	X	X
	Establishments with 5 to 9 employees	16	X	X	X
	Establishments with 10 to 19 employees	13	X	X	X
	Establishments with 20 to 49 employees	4	X	X	X
	Establishments with 50 to 99 employees	2	X	X	X
	Establishments with 100 to 249 employees	1	X	X	X
	Establishments with 250 to 499 employees	—	X	X	X
	Establishments with 500 to 999 employees	—	X	X	X
	Establishments with 1,000 employees or more	—	X	X	X
238220	Plumbing, heating, and air-conditioning contractors				
	All establishments	114	857	10 078	36 581
	Establishments with 1 to 4 employees	78	X	X	X
	Establishments with 5 to 9 employees	16	X	X	X
	Establishments with 10 to 19 employees	13	X	X	X
	Establishments with 20 to 49 employees	4	X	X	X
	Establishments with 50 to 99 employees	2	X	X	X
	Establishments with 100 to 249 employees	1	X	X	X
	Establishments with 250 to 499 employees	—	X	X	X
	Establishments with 500 to 999 employees	—	X	X	X
	Establishments with 1,000 employees or more	—	X	X	X
23829	Other building equipment contractors				
	All establishments	7	113	2 012	8 386
	Establishments with 1 to 4 employees	1	X	X	X
	Establishments with 5 to 9 employees	2	X	X	X
	Establishments with 10 to 19 employees	1	X	X	X
	Establishments with 20 to 49 employees	3	X	X	X
	Establishments with 50 to 99 employees	—	X	X	X
	Establishments with 100 to 249 employees	—	X	X	X
	Establishments with 250 to 499 employees	—	X	X	X
	Establishments with 500 to 999 employees	—	X	X	X
	Establishments with 1,000 employees or more	—	X	X	X
238290	Other building equipment contractors				
	All establishments	7	113	2 012	8 386
	Establishments with 1 to 4 employees	1	X	X	X
	Establishments with 5 to 9 employees	2	X	X	X
	Establishments with 10 to 19 employees	1	X	X	X
	Establishments with 20 to 49 employees	3	X	X	X
	Establishments with 50 to 99 employees	—	X	X	X
	Establishments with 100 to 249 employees	—	X	X	X
	Establishments with 250 to 499 employees	—	X	X	X
	Establishments with 500 to 999 employees	—	X	X	X
	Establishments with 1,000 employees or more	—	X	X	X
2383	Building finishing contractors				
	All establishments	124	738	7 589	42 294
	Establishments with 1 to 4 employees	90	X	X	X
	Establishments with 5 to 9 employees	14	X	X	X
	Establishments with 10 to 19 employees	11	X	X	X
	Establishments with 20 to 49 employees	6	X	X	X
	Establishments with 50 to 99 employees	3	X	X	X
	Establishments with 100 to 249 employees	—	X	X	X
	Establishments with 250 to 499 employees	—	X	X	X
	Establishments with 500 to 999 employees	—	X	X	X
	Establishments with 1,000 employees or more	—	X	X	X
23831	Drywall and insulation contractors				
	All establishments	15	214	3 147	19 580
	Establishments with 1 to 4 employees	10	X	X	X
	Establishments with 5 to 9 employees	—	X	X	X
	Establishments with 10 to 19 employees	1	X	X	X
	Establishments with 20 to 49 employees	3	X	X	X
	Establishments with 50 to 99 employees	1	X	X	X
	Establishments with 100 to 249 employees	—	X	X	X
	Establishments with 250 to 499 employees	—	X	X	X
	Establishments with 500 to 999 employees	—	X	X	X
	Establishments with 1,000 employees or more	—	X	X	X

See footnotes at end of table.

Table 5. Establishments, Employees, and Payroll by Industry and Employment Size of Establishments by County: 2004—Con.

[Excludes most government employees, railroad employees, and self-employed persons. Size class 1 to 4 employees includes establishments having payroll, but no employees, during mid-March pay period. For meaning of abbreviations and symbols, see introductory text. For explanation of terms, see Appendix A. For statement on reliability, see the note at the end of the table and Appendix C]

NAICS code	Geography, kind of business, and employment size class	Establishments (number)	Paid employees for pay period including March 12 (number)	First-quarter payroll (\$1,000)	Annual payroll (\$1,000)
23	ATLANTIC—Con.				
	Construction—Con.				
238	Specialty trade contractors—Con.				
2383	Building finishing contractors—Con.				
23831	Drywall and insulation contractors—Con.				
238310	Drywall and insulation contractors				
	All establishments	15	214	3 147	19 580
	Establishments with 1 to 4 employees	10	X	X	X
	Establishments with 5 to 9 employees	—	X	X	X
	Establishments with 10 to 19 employees	1	X	X	X
	Establishments with 20 to 49 employees	3	X	X	X
	Establishments with 50 to 99 employees	1	X	X	X
	Establishments with 100 to 249 employees	—	X	X	X
	Establishments with 250 to 499 employees	—	X	X	X
	Establishments with 500 to 999 employees	—	X	X	X
	Establishments with 1,000 employees or more	—	X	X	X
23832	Painting and wall covering contractors				
	All establishments	30	187	1 707	10 103
	Establishments with 1 to 4 employees	19	X	X	X
	Establishments with 5 to 9 employees	6	X	X	X
	Establishments with 10 to 19 employees	3	X	X	X
	Establishments with 20 to 49 employees	1	X	X	X
	Establishments with 50 to 99 employees	1	X	X	X
	Establishments with 100 to 249 employees	—	X	X	X
	Establishments with 250 to 499 employees	—	X	X	X
	Establishments with 500 to 999 employees	—	X	X	X
	Establishments with 1,000 employees or more	—	X	X	X
238320	Painting and wall covering contractors				
	All establishments	30	187	1 707	10 103
	Establishments with 1 to 4 employees	19	X	X	X
	Establishments with 5 to 9 employees	6	X	X	X
	Establishments with 10 to 19 employees	3	X	X	X
	Establishments with 20 to 49 employees	1	X	X	X
	Establishments with 50 to 99 employees	1	X	X	X
	Establishments with 100 to 249 employees	—	X	X	X
	Establishments with 250 to 499 employees	—	X	X	X
	Establishments with 500 to 999 employees	—	X	X	X
	Establishments with 1,000 employees or more	—	X	X	X
2389	Other specialty trade contractors				
	All establishments	60	218	1 308	7 673
	Establishments with 1 to 4 employees	46	X	X	X
	Establishments with 5 to 9 employees	9	X	X	X
	Establishments with 10 to 19 employees	3	X	X	X
	Establishments with 20 to 49 employees	2	X	X	X
	Establishments with 50 to 99 employees	—	X	X	X
	Establishments with 100 to 249 employees	—	X	X	X
	Establishments with 250 to 499 employees	—	X	X	X
	Establishments with 500 to 999 employees	—	X	X	X
	Establishments with 1,000 employees or more	—	X	X	X
23891	Site preparation contractors				
	All establishments	29	116	816	4 691
	Establishments with 1 to 4 employees	22	X	X	X
	Establishments with 5 to 9 employees	6	X	X	X
	Establishments with 10 to 19 employees	—	X	X	X
	Establishments with 20 to 49 employees	1	X	X	X
	Establishments with 50 to 99 employees	—	X	X	X
	Establishments with 100 to 249 employees	—	X	X	X
	Establishments with 250 to 499 employees	—	X	X	X
	Establishments with 500 to 999 employees	—	X	X	X
	Establishments with 1,000 employees or more	—	X	X	X
238910	Site preparation contractors				
	All establishments	29	116	816	4 691
	Establishments with 1 to 4 employees	22	X	X	X
	Establishments with 5 to 9 employees	6	X	X	X
	Establishments with 10 to 19 employees	—	X	X	X
	Establishments with 20 to 49 employees	1	X	X	X
	Establishments with 50 to 99 employees	—	X	X	X
	Establishments with 100 to 249 employees	—	X	X	X
	Establishments with 250 to 499 employees	—	X	X	X
	Establishments with 500 to 999 employees	—	X	X	X
	Establishments with 1,000 employees or more	—	X	X	X
23899	All other specialty trade contractors				
	All establishments	31	102	492	2 982
	Establishments with 1 to 4 employees	24	X	X	X
	Establishments with 5 to 9 employees	3	X	X	X
	Establishments with 10 to 19 employees	3	X	X	X
	Establishments with 20 to 49 employees	1	X	X	X
	Establishments with 50 to 99 employees	—	X	X	X
	Establishments with 100 to 249 employees	—	X	X	X
	Establishments with 250 to 499 employees	—	X	X	X
	Establishments with 500 to 999 employees	—	X	X	X
	Establishments with 1,000 employees or more	—	X	X	X

See footnotes at end of table.

Table 5. Establishments, Employees, and Payroll by Industry and Employment Size of Establishments by County: 2004—Con.

[Excludes most government employees, railroad employees, and self-employed persons. Size class 1 to 4 employees includes establishments having payroll, but no employees, during mid-March pay period. For meaning of abbreviations and symbols, see introductory text. For explanation of terms, see Appendix A. For statement on reliability, see the note at the end of the table and Appendix C]

NAICS code	Geography, kind of business, and employment size class	Establishments (number)	Paid employees for pay period including March 12 (number)	First-quarter payroll (\$1,000)	Annual payroll (\$1,000)
23	ATLANTIC—Con.				
	Construction—Con.				
238	Specialty trade contractors—Con.				
2389	Other specialty trade contractors—Con.				
23899	All other specialty trade contractors—Con.				
238990	All other specialty trade contractors				
	All establishments	31	102	492	2 982
	Establishments with 1 to 4 employees	24	X	X	X
	Establishments with 5 to 9 employees	3	X	X	X
	Establishments with 10 to 19 employees	3	X	X	X
	Establishments with 20 to 49 employees	1	X	X	X
	Establishments with 50 to 99 employees	—	X	X	X
	Establishments with 100 to 249 employees	—	X	X	X
	Establishments with 250 to 499 employees	—	X	X	X
	Establishments with 500 to 999 employees	—	X	X	X
	Establishments with 1,000 employees or more	—	X	X	X
31-33	Manufacturing				
	All establishments	141	4 274	33 580	149 399
	Establishments with 1 to 4 employees	48	X	X	X
	Establishments with 5 to 9 employees	38	X	X	X
	Establishments with 10 to 19 employees	14	X	X	X
	Establishments with 20 to 49 employees	22	X	X	X
	Establishments with 50 to 99 employees	8	X	X	X
	Establishments with 100 to 249 employees	9	X	X	X
	Establishments with 250 to 499 employees	1	X	X	X
	Establishments with 500 to 999 employees	1	X	X	X
	Establishments with 1,000 employees or more	—	X	X	X
311	Food manufacturing				
	All establishments	19	470	3 090	13 666
	Establishments with 1 to 4 employees	6	X	X	X
	Establishments with 5 to 9 employees	5	X	X	X
	Establishments with 10 to 19 employees	1	X	X	X
	Establishments with 20 to 49 employees	5	X	X	X
	Establishments with 50 to 99 employees	—	X	X	X
	Establishments with 100 to 249 employees	2	X	X	X
	Establishments with 250 to 499 employees	—	X	X	X
	Establishments with 500 to 999 employees	—	X	X	X
	Establishments with 1,000 employees or more	—	X	X	X
3114	Fruit and vegetable preserving and specialty food manufacturing				
	All establishments	2	c	D	D
	Establishments with 1 to 4 employees	—	X	X	X
	Establishments with 5 to 9 employees	—	X	X	X
	Establishments with 10 to 19 employees	—	X	X	X
	Establishments with 20 to 49 employees	1	X	X	X
	Establishments with 50 to 99 employees	—	X	X	X
	Establishments with 100 to 249 employees	1	X	X	X
	Establishments with 250 to 499 employees	—	X	X	X
	Establishments with 500 to 999 employees	—	X	X	X
	Establishments with 1,000 employees or more	—	X	X	X
31141	Frozen food manufacturing				
	All establishments	1	c	D	D
	Establishments with 1 to 4 employees	—	X	X	X
	Establishments with 5 to 9 employees	—	X	X	X
	Establishments with 10 to 19 employees	—	X	X	X
	Establishments with 20 to 49 employees	—	X	X	X
	Establishments with 50 to 99 employees	—	X	X	X
	Establishments with 100 to 249 employees	1	X	X	X
	Establishments with 250 to 499 employees	—	X	X	X
	Establishments with 500 to 999 employees	—	X	X	X
	Establishments with 1,000 employees or more	—	X	X	X
311412	Frozen specialty food manufacturing				
	All establishments	1	c	D	D
	Establishments with 1 to 4 employees	—	X	X	X
	Establishments with 5 to 9 employees	—	X	X	X
	Establishments with 10 to 19 employees	—	X	X	X
	Establishments with 20 to 49 employees	—	X	X	X
	Establishments with 50 to 99 employees	—	X	X	X
	Establishments with 100 to 249 employees	1	X	X	X
	Establishments with 250 to 499 employees	—	X	X	X
	Establishments with 500 to 999 employees	—	X	X	X
	Establishments with 1,000 employees or more	—	X	X	X
3118	Bakeries and tortilla manufacturing				
	All establishments	11	268	1 329	5 969
	Establishments with 1 to 4 employees	2	X	X	X
	Establishments with 5 to 9 employees	4	X	X	X
	Establishments with 10 to 19 employees	1	X	X	X
	Establishments with 20 to 49 employees	3	X	X	X
	Establishments with 50 to 99 employees	—	X	X	X
	Establishments with 100 to 249 employees	1	X	X	X
	Establishments with 250 to 499 employees	—	X	X	X
	Establishments with 500 to 999 employees	—	X	X	X
	Establishments with 1,000 employees or more	—	X	X	X

See footnotes at end of table.

Table 5. Establishments, Employees, and Payroll by Industry and Employment Size of Establishments by County: 2004—Con.

[Excludes most government employees, railroad employees, and self-employed persons. Size class 1 to 4 employees includes establishments having payroll, but no employees, during mid-March pay period. For meaning of abbreviations and symbols, see introductory text. For explanation of terms, see Appendix A. For statement on reliability, see the note at the end of the table and Appendix C]

NAICS code	Geography, kind of business, and employment size class	Establishments (number)	Paid employees for pay period including March 12 (number)	First-quarter payroll (\$1,000)	Annual payroll (\$1,000)
	ATLANTIC—Con.				
31-33	Manufacturing—Con.				
311	Food manufacturing—Con.				
3118	Bakeries and tortilla manufacturing—Con.				
31181	Bread and bakery product manufacturing				
	All establishments	10	e	D	D
	Establishments with 1 to 4 employees	1	X	X	X
	Establishments with 5 to 9 employees	4	X	X	X
	Establishments with 10 to 19 employees	1	X	X	X
	Establishments with 20 to 49 employees	3	X	X	X
	Establishments with 50 to 99 employees	—	X	X	X
	Establishments with 100 to 249 employees	1	X	X	X
	Establishments with 250 to 499 employees	—	X	X	X
	Establishments with 500 to 999 employees	—	X	X	X
	Establishments with 1,000 employees or more	—	X	X	X
311812	Commercial bakeries				
	All establishments	4	194	1 137	5 194
	Establishments with 1 to 4 employees	—	X	X	X
	Establishments with 5 to 9 employees	2	X	X	X
	Establishments with 10 to 19 employees	—	X	X	X
	Establishments with 20 to 49 employees	1	X	X	X
	Establishments with 50 to 99 employees	—	X	X	X
	Establishments with 100 to 249 employees	1	X	X	X
	Establishments with 250 to 499 employees	—	X	X	X
	Establishments with 500 to 999 employees	—	X	X	X
	Establishments with 1,000 employees or more	—	X	X	X
313	Textile mills				
	All establishments	3	163	1 368	5 807
	Establishments with 1 to 4 employees	—	X	X	X
	Establishments with 5 to 9 employees	1	X	X	X
	Establishments with 10 to 19 employees	—	X	X	X
	Establishments with 20 to 49 employees	—	X	X	X
	Establishments with 50 to 99 employees	2	X	X	X
	Establishments with 100 to 249 employees	—	X	X	X
	Establishments with 250 to 499 employees	—	X	X	X
	Establishments with 500 to 999 employees	—	X	X	X
	Establishments with 1,000 employees or more	—	X	X	X
3132	Fabric mills				
	All establishments	2	c	D	D
	Establishments with 1 to 4 employees	—	X	X	X
	Establishments with 5 to 9 employees	—	X	X	X
	Establishments with 10 to 19 employees	—	X	X	X
	Establishments with 20 to 49 employees	—	X	X	X
	Establishments with 50 to 99 employees	2	X	X	X
	Establishments with 100 to 249 employees	—	X	X	X
	Establishments with 250 to 499 employees	—	X	X	X
	Establishments with 500 to 999 employees	—	X	X	X
	Establishments with 1,000 employees or more	—	X	X	X
315	Apparel manufacturing				
	All establishments	5	221	1 307	7 122
	Establishments with 1 to 4 employees	2	X	X	X
	Establishments with 5 to 9 employees	—	X	X	X
	Establishments with 10 to 19 employees	1	X	X	X
	Establishments with 20 to 49 employees	1	X	X	X
	Establishments with 50 to 99 employees	—	X	X	X
	Establishments with 100 to 249 employees	1	X	X	X
	Establishments with 250 to 499 employees	—	X	X	X
	Establishments with 500 to 999 employees	—	X	X	X
	Establishments with 1,000 employees or more	—	X	X	X
3152	Cut and sew apparel manufacturing				
	All establishments	3	c	D	D
	Establishments with 1 to 4 employees	1	X	X	X
	Establishments with 5 to 9 employees	—	X	X	X
	Establishments with 10 to 19 employees	1	X	X	X
	Establishments with 20 to 49 employees	—	X	X	X
	Establishments with 50 to 99 employees	—	X	X	X
	Establishments with 100 to 249 employees	1	X	X	X
	Establishments with 250 to 499 employees	—	X	X	X
	Establishments with 500 to 999 employees	—	X	X	X
	Establishments with 1,000 employees or more	—	X	X	X
31521	Cut and sew apparel contractors				
	All establishments	3	c	D	D
	Establishments with 1 to 4 employees	1	X	X	X
	Establishments with 5 to 9 employees	—	X	X	X
	Establishments with 10 to 19 employees	1	X	X	X
	Establishments with 20 to 49 employees	—	X	X	X
	Establishments with 50 to 99 employees	—	X	X	X
	Establishments with 100 to 249 employees	1	X	X	X
	Establishments with 250 to 499 employees	—	X	X	X
	Establishments with 500 to 999 employees	—	X	X	X
	Establishments with 1,000 employees or more	—	X	X	X

See footnotes at end of table.

Table 5. Establishments, Employees, and Payroll by Industry and Employment Size of Establishments by County: 2004—Con.

[Excludes most government employees, railroad employees, and self-employed persons. Size class 1 to 4 employees includes establishments having payroll, but no employees, during mid-March pay period. For meaning of abbreviations and symbols, see introductory text. For explanation of terms, see Appendix A. For statement on reliability, see the note at the end of the table and Appendix C]

NAICS code	Geography, kind of business, and employment size class	Establishments (number)	Paid employees for pay period including March 12 (number)	First-quarter payroll (\$1,000)	Annual payroll (\$1,000)
	ATLANTIC—Con.				
31-33	Manufacturing—Con.				
315	Apparel manufacturing—Con.				
3152	Cut and sew apparel manufacturing—Con.				
31521	Cut and sew apparel contractors—Con.				
315211	Men's and boys' cut and sew apparel contractors				
	All establishments	1	c	D	D
	Establishments with 1 to 4 employees	—	X	X	X
	Establishments with 5 to 9 employees	—	X	X	X
	Establishments with 10 to 19 employees	—	X	X	X
	Establishments with 20 to 49 employees	—	X	X	X
	Establishments with 50 to 99 employees	—	X	X	X
	Establishments with 100 to 249 employees	1	X	X	X
	Establishments with 250 to 499 employees	—	X	X	X
	Establishments with 500 to 999 employees	—	X	X	X
	Establishments with 1,000 employees or more	—	X	X	X
323	Printing and related support activities				
	All establishments	17	182	1 538	7 000
	Establishments with 1 to 4 employees	7	X	X	X
	Establishments with 5 to 9 employees	6	X	X	X
	Establishments with 10 to 19 employees	2	X	X	X
	Establishments with 20 to 49 employees	1	X	X	X
	Establishments with 50 to 99 employees	1	X	X	X
	Establishments with 100 to 249 employees	—	X	X	X
	Establishments with 250 to 499 employees	—	X	X	X
	Establishments with 500 to 999 employees	—	X	X	X
	Establishments with 1,000 employees or more	—	X	X	X
3231	Printing and related support activities				
	All establishments	17	182	1 538	7 000
	Establishments with 1 to 4 employees	7	X	X	X
	Establishments with 5 to 9 employees	6	X	X	X
	Establishments with 10 to 19 employees	2	X	X	X
	Establishments with 20 to 49 employees	1	X	X	X
	Establishments with 50 to 99 employees	1	X	X	X
	Establishments with 100 to 249 employees	—	X	X	X
	Establishments with 250 to 499 employees	—	X	X	X
	Establishments with 500 to 999 employees	—	X	X	X
	Establishments with 1,000 employees or more	—	X	X	X
32311	Printing				
	All establishments	14	c	D	D
	Establishments with 1 to 4 employees	6	X	X	X
	Establishments with 5 to 9 employees	5	X	X	X
	Establishments with 10 to 19 employees	2	X	X	X
	Establishments with 20 to 49 employees	—	X	X	X
	Establishments with 50 to 99 employees	1	X	X	X
	Establishments with 100 to 249 employees	—	X	X	X
	Establishments with 250 to 499 employees	—	X	X	X
	Establishments with 500 to 999 employees	—	X	X	X
	Establishments with 1,000 employees or more	—	X	X	X
323114	Quick printing				
	All establishments	5	102	1 184	5 225
	Establishments with 1 to 4 employees	—	X	X	X
	Establishments with 5 to 9 employees	2	X	X	X
	Establishments with 10 to 19 employees	2	X	X	X
	Establishments with 20 to 49 employees	—	X	X	X
	Establishments with 50 to 99 employees	1	X	X	X
	Establishments with 100 to 249 employees	—	X	X	X
	Establishments with 250 to 499 employees	—	X	X	X
	Establishments with 500 to 999 employees	—	X	X	X
	Establishments with 1,000 employees or more	—	X	X	X
326	Plastics and rubber products manufacturing				
	All establishments	9	1 048	8 304	35 361
	Establishments with 1 to 4 employees	3	X	X	X
	Establishments with 5 to 9 employees	2	X	X	X
	Establishments with 10 to 19 employees	—	X	X	X
	Establishments with 20 to 49 employees	1	X	X	X
	Establishments with 50 to 99 employees	1	X	X	X
	Establishments with 100 to 249 employees	1	X	X	X
	Establishments with 250 to 499 employees	—	X	X	X
	Establishments with 500 to 999 employees	1	X	X	X
	Establishments with 1,000 employees or more	—	X	X	X
3261	Plastics product manufacturing				
	All establishments	8	g	D	D
	Establishments with 1 to 4 employees	3	X	X	X
	Establishments with 5 to 9 employees	2	X	X	X
	Establishments with 10 to 19 employees	—	X	X	X
	Establishments with 20 to 49 employees	—	X	X	X
	Establishments with 50 to 99 employees	1	X	X	X
	Establishments with 100 to 249 employees	1	X	X	X
	Establishments with 250 to 499 employees	—	X	X	X
	Establishments with 500 to 999 employees	1	X	X	X
	Establishments with 1,000 employees or more	—	X	X	X

See footnotes at end of table.

Table 5. Establishments, Employees, and Payroll by Industry and Employment Size of Establishments by County: 2004—Con.

[Excludes most government employees, railroad employees, and self-employed persons. Size class 1 to 4 employees includes establishments having payroll, but no employees, during mid-March pay period. For meaning of abbreviations and symbols, see introductory text. For explanation of terms, see Appendix A. For statement on reliability, see the note at the end of the table and Appendix C]

NAICS code	Geography, kind of business, and employment size class	Establishments (number)	Paid employees for pay period including March 12 (number)	First-quarter payroll (\$1,000)	Annual payroll (\$1,000)
	ATLANTIC—Con.				
31-33	Manufacturing—Con.				
326	Plastics and rubber products manufacturing—Con.				
3261	Plastics product manufacturing—Con.				
32616	Plastics bottle manufacturing				
	All establishments	2	c	D	D
	Establishments with 1 to 4 employees	—	X	X	X
	Establishments with 5 to 9 employees	1	X	X	X
	Establishments with 10 to 19 employees	—	X	X	X
	Establishments with 20 to 49 employees	—	X	X	X
	Establishments with 50 to 99 employees	1	X	X	X
	Establishments with 100 to 249 employees	—	X	X	X
	Establishments with 250 to 499 employees	—	X	X	X
	Establishments with 500 to 999 employees	—	X	X	X
	Establishments with 1,000 employees or more	—	X	X	X
326160	Plastics bottle manufacturing				
	All establishments	2	c	D	D
	Establishments with 1 to 4 employees	—	X	X	X
	Establishments with 5 to 9 employees	1	X	X	X
	Establishments with 10 to 19 employees	—	X	X	X
	Establishments with 20 to 49 employees	—	X	X	X
	Establishments with 50 to 99 employees	1	X	X	X
	Establishments with 100 to 249 employees	—	X	X	X
	Establishments with 250 to 499 employees	—	X	X	X
	Establishments with 500 to 999 employees	—	X	X	X
	Establishments with 1,000 employees or more	—	X	X	X
32619	Other plastics product manufacturing				
	All establishments	6	f	D	D
	Establishments with 1 to 4 employees	3	X	X	X
	Establishments with 5 to 9 employees	1	X	X	X
	Establishments with 10 to 19 employees	—	X	X	X
	Establishments with 20 to 49 employees	—	X	X	X
	Establishments with 50 to 99 employees	—	X	X	X
	Establishments with 100 to 249 employees	1	X	X	X
	Establishments with 250 to 499 employees	—	X	X	X
	Establishments with 500 to 999 employees	1	X	X	X
	Establishments with 1,000 employees or more	—	X	X	X
326199	All other plastics product manufacturing				
	All establishments	5	f	D	D
	Establishments with 1 to 4 employees	2	X	X	X
	Establishments with 5 to 9 employees	1	X	X	X
	Establishments with 10 to 19 employees	—	X	X	X
	Establishments with 20 to 49 employees	—	X	X	X
	Establishments with 50 to 99 employees	—	X	X	X
	Establishments with 100 to 249 employees	1	X	X	X
	Establishments with 250 to 499 employees	—	X	X	X
	Establishments with 500 to 999 employees	1	X	X	X
	Establishments with 1,000 employees or more	—	X	X	X
327	Nonmetallic mineral product manufacturing				
	All establishments	15	1 098	9 366	39 805
	Establishments with 1 to 4 employees	1	X	X	X
	Establishments with 5 to 9 employees	5	X	X	X
	Establishments with 10 to 19 employees	1	X	X	X
	Establishments with 20 to 49 employees	3	X	X	X
	Establishments with 50 to 99 employees	1	X	X	X
	Establishments with 100 to 249 employees	3	X	X	X
	Establishments with 250 to 499 employees	1	X	X	X
	Establishments with 500 to 999 employees	—	X	X	X
	Establishments with 1,000 employees or more	—	X	X	X
3271	Clay product and refractory manufacturing				
	All establishments	2	f	D	D
	Establishments with 1 to 4 employees	—	X	X	X
	Establishments with 5 to 9 employees	—	X	X	X
	Establishments with 10 to 19 employees	—	X	X	X
	Establishments with 20 to 49 employees	—	X	X	X
	Establishments with 50 to 99 employees	—	X	X	X
	Establishments with 100 to 249 employees	1	X	X	X
	Establishments with 250 to 499 employees	1	X	X	X
	Establishments with 500 to 999 employees	—	X	X	X
	Establishments with 1,000 employees or more	—	X	X	X
32711	Pottery, ceramics, and plumbing fixture manufacturing				
	All establishments	2	f	D	D
	Establishments with 1 to 4 employees	—	X	X	X
	Establishments with 5 to 9 employees	—	X	X	X
	Establishments with 10 to 19 employees	—	X	X	X
	Establishments with 20 to 49 employees	—	X	X	X
	Establishments with 50 to 99 employees	—	X	X	X
	Establishments with 100 to 249 employees	1	X	X	X
	Establishments with 250 to 499 employees	1	X	X	X
	Establishments with 500 to 999 employees	—	X	X	X
	Establishments with 1,000 employees or more	—	X	X	X

See footnotes at end of table.

Table 5. Establishments, Employees, and Payroll by Industry and Employment Size of Establishments by County: 2004—Con.

[Excludes most government employees, railroad employees, and self-employed persons. Size class 1 to 4 employees includes establishments having payroll, but no employees, during mid-March pay period. For meaning of abbreviations and symbols, see introductory text. For explanation of terms, see Appendix A. For statement on reliability, see the note at the end of the table and Appendix C]

NAICS code	Geography, kind of business, and employment size class	Establishments (number)	Paid employees for pay period including March 12 (number)	First-quarter payroll (\$1,000)	Annual payroll (\$1,000)
ATLANTIC—Con.					
31-33	Manufacturing—Con.				
327	Nonmetallic mineral product manufacturing—Con.				
3271	Clay product and refractory manufacturing—Con.				
32711	Pottery, ceramics, and plumbing fixture manufacturing—Con.				
327112	Vitreous china, fine earthenware, and other pottery product manufacturing				
	All establishments	2	f	D	D
	Establishments with 1 to 4 employees	—	X	X	X
	Establishments with 5 to 9 employees	—	X	X	X
	Establishments with 10 to 19 employees	—	X	X	X
	Establishments with 20 to 49 employees	—	X	X	X
	Establishments with 50 to 99 employees	—	X	X	X
	Establishments with 100 to 249 employees	1	X	X	X
	Establishments with 250 to 499 employees	1	X	X	X
	Establishments with 500 to 999 employees	—	X	X	X
	Establishments with 1,000 employees or more	—	X	X	X
3272	Glass and glass product manufacturing				
	All establishments	4	378	3 220	12 388
	Establishments with 1 to 4 employees	—	X	X	X
	Establishments with 5 to 9 employees	1	X	X	X
	Establishments with 10 to 19 employees	1	X	X	X
	Establishments with 20 to 49 employees	—	X	X	X
	Establishments with 50 to 99 employees	—	X	X	X
	Establishments with 100 to 249 employees	2	X	X	X
	Establishments with 250 to 499 employees	—	X	X	X
	Establishments with 500 to 999 employees	—	X	X	X
	Establishments with 1,000 employees or more	—	X	X	X
32721	Glass and glass product manufacturing				
	All establishments	4	378	3 220	12 388
	Establishments with 1 to 4 employees	—	X	X	X
	Establishments with 5 to 9 employees	1	X	X	X
	Establishments with 10 to 19 employees	1	X	X	X
	Establishments with 20 to 49 employees	—	X	X	X
	Establishments with 50 to 99 employees	—	X	X	X
	Establishments with 100 to 249 employees	2	X	X	X
	Establishments with 250 to 499 employees	—	X	X	X
	Establishments with 500 to 999 employees	—	X	X	X
	Establishments with 1,000 employees or more	—	X	X	X
327213	Glass container manufacturing				
	All establishments	1	c	D	D
	Establishments with 1 to 4 employees	—	X	X	X
	Establishments with 5 to 9 employees	—	X	X	X
	Establishments with 10 to 19 employees	—	X	X	X
	Establishments with 20 to 49 employees	—	X	X	X
	Establishments with 50 to 99 employees	—	X	X	X
	Establishments with 100 to 249 employees	1	X	X	X
	Establishments with 250 to 499 employees	—	X	X	X
	Establishments with 500 to 999 employees	—	X	X	X
	Establishments with 1,000 employees or more	—	X	X	X
327215	Glass product manufacturing made of purchased glass				
	All establishments	1	c	D	D
	Establishments with 1 to 4 employees	—	X	X	X
	Establishments with 5 to 9 employees	—	X	X	X
	Establishments with 10 to 19 employees	—	X	X	X
	Establishments with 20 to 49 employees	—	X	X	X
	Establishments with 50 to 99 employees	—	X	X	X
	Establishments with 100 to 249 employees	1	X	X	X
	Establishments with 250 to 499 employees	—	X	X	X
	Establishments with 500 to 999 employees	—	X	X	X
	Establishments with 1,000 employees or more	—	X	X	X
3273	Cement and concrete product manufacturing				
	All establishments	6	c	D	D
	Establishments with 1 to 4 employees	—	X	X	X
	Establishments with 5 to 9 employees	2	X	X	X
	Establishments with 10 to 19 employees	—	X	X	X
	Establishments with 20 to 49 employees	3	X	X	X
	Establishments with 50 to 99 employees	1	X	X	X
	Establishments with 100 to 249 employees	—	X	X	X
	Establishments with 250 to 499 employees	—	X	X	X
	Establishments with 500 to 999 employees	—	X	X	X
	Establishments with 1,000 employees or more	—	X	X	X
332	Fabricated metal product manufacturing				
	All establishments	15	173	1 268	5 659
	Establishments with 1 to 4 employees	5	X	X	X
	Establishments with 5 to 9 employees	6	X	X	X
	Establishments with 10 to 19 employees	2	X	X	X
	Establishments with 20 to 49 employees	1	X	X	X
	Establishments with 50 to 99 employees	1	X	X	X
	Establishments with 100 to 249 employees	—	X	X	X
	Establishments with 250 to 499 employees	—	X	X	X

See footnotes at end of table.

Table 5. Establishments, Employees, and Payroll by Industry and Employment Size of Establishments by County: 2004—Con.

[Excludes most government employees, railroad employees, and self-employed persons. Size class 1 to 4 employees includes establishments having payroll, but no employees, during mid-March pay period. For meaning of abbreviations and symbols, see introductory text. For explanation of terms, see Appendix A. For statement on reliability, see the note at the end of the table and Appendix C]

NAICS code	Geography, kind of business, and employment size class	Establishments (number)	Paid employees for pay period including March 12 (number)	First-quarter payroll (\$1,000)	Annual payroll (\$1,000)
ATLANTIC—Con.					
31-33	Manufacturing—Con.				
332	Fabricated metal product manufacturing—Con.				
	All establishments—Con.				
	Establishments with 500 to 999 employees	—	X	X	X
	Establishments with 1,000 employees or more	—	X	X	X
336	Transportation equipment manufacturing				
	All establishments	7	e	D	D
	Establishments with 1 to 4 employees	2	X	X	X
	Establishments with 5 to 9 employees	—	X	X	X
	Establishments with 10 to 19 employees	1	X	X	X
	Establishments with 20 to 49 employees	1	X	X	X
	Establishments with 50 to 99 employees	1	X	X	X
	Establishments with 100 to 249 employees	2	X	X	X
	Establishments with 250 to 499 employees	—	X	X	X
	Establishments with 500 to 999 employees	—	X	X	X
	Establishments with 1,000 employees or more	—	X	X	X
3362	Motor vehicle body and trailer manufacturing				
	All establishments	1	c	D	D
	Establishments with 1 to 4 employees	—	X	X	X
	Establishments with 5 to 9 employees	—	X	X	X
	Establishments with 10 to 19 employees	—	X	X	X
	Establishments with 20 to 49 employees	—	X	X	X
	Establishments with 50 to 99 employees	—	X	X	X
	Establishments with 100 to 249 employees	1	X	X	X
	Establishments with 250 to 499 employees	—	X	X	X
	Establishments with 500 to 999 employees	—	X	X	X
	Establishments with 1,000 employees or more	—	X	X	X
33621	Motor vehicle body and trailer manufacturing				
	All establishments	1	c	D	D
	Establishments with 1 to 4 employees	—	X	X	X
	Establishments with 5 to 9 employees	—	X	X	X
	Establishments with 10 to 19 employees	—	X	X	X
	Establishments with 20 to 49 employees	—	X	X	X
	Establishments with 50 to 99 employees	—	X	X	X
	Establishments with 100 to 249 employees	1	X	X	X
	Establishments with 250 to 499 employees	—	X	X	X
	Establishments with 500 to 999 employees	—	X	X	X
	Establishments with 1,000 employees or more	—	X	X	X
336211	Motor vehicle body manufacturing				
	All establishments	1	c	D	D
	Establishments with 1 to 4 employees	—	X	X	X
	Establishments with 5 to 9 employees	—	X	X	X
	Establishments with 10 to 19 employees	—	X	X	X
	Establishments with 20 to 49 employees	—	X	X	X
	Establishments with 50 to 99 employees	—	X	X	X
	Establishments with 100 to 249 employees	1	X	X	X
	Establishments with 250 to 499 employees	—	X	X	X
	Establishments with 500 to 999 employees	—	X	X	X
	Establishments with 1,000 employees or more	—	X	X	X
3366	Ship and boat building				
	All establishments	6	e	D	D
	Establishments with 1 to 4 employees	2	X	X	X
	Establishments with 5 to 9 employees	—	X	X	X
	Establishments with 10 to 19 employees	1	X	X	X
	Establishments with 20 to 49 employees	1	X	X	X
	Establishments with 50 to 99 employees	1	X	X	X
	Establishments with 100 to 249 employees	1	X	X	X
	Establishments with 250 to 499 employees	—	X	X	X
	Establishments with 500 to 999 employees	—	X	X	X
	Establishments with 1,000 employees or more	—	X	X	X
33661	Ship and boat building				
	All establishments	6	e	D	D
	Establishments with 1 to 4 employees	2	X	X	X
	Establishments with 5 to 9 employees	—	X	X	X
	Establishments with 10 to 19 employees	1	X	X	X
	Establishments with 20 to 49 employees	1	X	X	X
	Establishments with 50 to 99 employees	1	X	X	X
	Establishments with 100 to 249 employees	1	X	X	X
	Establishments with 250 to 499 employees	—	X	X	X
	Establishments with 500 to 999 employees	—	X	X	X
	Establishments with 1,000 employees or more	—	X	X	X
336612	Boat building				
	All establishments	4	282	2 353	11 216
	Establishments with 1 to 4 employees	1	X	X	X
	Establishments with 5 to 9 employees	—	X	X	X
	Establishments with 10 to 19 employees	—	X	X	X
	Establishments with 20 to 49 employees	1	X	X	X
	Establishments with 50 to 99 employees	1	X	X	X
	Establishments with 100 to 249 employees	1	X	X	X
	Establishments with 250 to 499 employees	—	X	X	X
	Establishments with 500 to 999 employees	—	X	X	X
	Establishments with 1,000 employees or more	—	X	X	X

See footnotes at end of table.

Table 5. Establishments, Employees, and Payroll by Industry and Employment Size of Establishments by County: 2004—Con.

[Excludes most government employees, railroad employees, and self-employed persons. Size class 1 to 4 employees includes establishments having payroll, but no employees, during mid-March pay period. For meaning of abbreviations and symbols, see introductory text. For explanation of terms, see Appendix A. For statement on reliability, see the note at the end of the table and Appendix C]

NAICS code	Geography, kind of business, and employment size class	Establishments (number)	Paid employees for pay period including March 12 (number)	First-quarter payroll (\$1,000)	Annual payroll (\$1,000)
31-33	ATLANTIC—Con.				
	Manufacturing—Con.				
339	Miscellaneous manufacturing				
	All establishments	11	c	D	D
	Establishments with 1 to 4 employees	4	X	X	X
	Establishments with 5 to 9 employees	5	X	X	X
	Establishments with 10 to 19 employees	—	X	X	X
	Establishments with 20 to 49 employees	2	X	X	X
	Establishments with 50 to 99 employees	—	X	X	X
	Establishments with 100 to 249 employees	—	X	X	X
	Establishments with 250 to 499 employees	—	X	X	X
	Establishments with 500 to 999 employees	—	X	X	X
	Establishments with 1,000 employees or more	—	X	X	X
42	Wholesale trade				
	All establishments	227	3 172	31 501	145 994
	Establishments with 1 to 4 employees	115	X	X	X
	Establishments with 5 to 9 employees	43	X	X	X
	Establishments with 10 to 19 employees	32	X	X	X
	Establishments with 20 to 49 employees	25	X	X	X
	Establishments with 50 to 99 employees	7	X	X	X
	Establishments with 100 to 249 employees	4	X	X	X
	Establishments with 250 to 499 employees	1	X	X	X
	Establishments with 500 to 999 employees	—	X	X	X
	Establishments with 1,000 employees or more	—	X	X	X
423	Durable goods merchant wholesalers				
	All establishments	119	1 348	15 369	66 336
	Establishments with 1 to 4 employees	56	X	X	X
	Establishments with 5 to 9 employees	26	X	X	X
	Establishments with 10 to 19 employees	23	X	X	X
	Establishments with 20 to 49 employees	11	X	X	X
	Establishments with 50 to 99 employees	1	X	X	X
	Establishments with 100 to 249 employees	2	X	X	X
	Establishments with 250 to 499 employees	—	X	X	X
	Establishments with 500 to 999 employees	—	X	X	X
	Establishments with 1,000 employees or more	—	X	X	X
4231	Motor vehicle and motor vehicle parts and supplies merchant wholesalers				
	All establishments	8	106	783	3 360
	Establishments with 1 to 4 employees	3	X	X	X
	Establishments with 5 to 9 employees	1	X	X	X
	Establishments with 10 to 19 employees	2	X	X	X
	Establishments with 20 to 49 employees	2	X	X	X
	Establishments with 50 to 99 employees	—	X	X	X
	Establishments with 100 to 249 employees	—	X	X	X
	Establishments with 250 to 499 employees	—	X	X	X
	Establishments with 500 to 999 employees	—	X	X	X
	Establishments with 1,000 employees or more	—	X	X	X
4232	Furniture and home furnishing merchant wholesalers				
	All establishments	7	175	2 269	8 805
	Establishments with 1 to 4 employees	2	X	X	X
	Establishments with 5 to 9 employees	3	X	X	X
	Establishments with 10 to 19 employees	1	X	X	X
	Establishments with 20 to 49 employees	—	X	X	X
	Establishments with 50 to 99 employees	—	X	X	X
	Establishments with 100 to 249 employees	1	X	X	X
	Establishments with 250 to 499 employees	—	X	X	X
	Establishments with 500 to 999 employees	—	X	X	X
	Establishments with 1,000 employees or more	—	X	X	X
42322	Home furnishing merchant wholesalers				
	All establishments	5	c	D	D
	Establishments with 1 to 4 employees	2	X	X	X
	Establishments with 5 to 9 employees	2	X	X	X
	Establishments with 10 to 19 employees	—	X	X	X
	Establishments with 20 to 49 employees	—	X	X	X
	Establishments with 50 to 99 employees	—	X	X	X
	Establishments with 100 to 249 employees	1	X	X	X
	Establishments with 250 to 499 employees	—	X	X	X
	Establishments with 500 to 999 employees	—	X	X	X
	Establishments with 1,000 employees or more	—	X	X	X
423220	Home furnishing merchant wholesalers				
	All establishments	5	c	D	D
	Establishments with 1 to 4 employees	2	X	X	X
	Establishments with 5 to 9 employees	2	X	X	X
	Establishments with 10 to 19 employees	—	X	X	X
	Establishments with 20 to 49 employees	—	X	X	X
	Establishments with 50 to 99 employees	—	X	X	X
	Establishments with 100 to 249 employees	1	X	X	X
	Establishments with 250 to 499 employees	—	X	X	X
	Establishments with 500 to 999 employees	—	X	X	X
	Establishments with 1,000 employees or more	—	X	X	X

See footnotes at end of table.

Table 5. Establishments, Employees, and Payroll by Industry and Employment Size of Establishments by County: 2004—Con.

[Excludes most government employees, railroad employees, and self-employed persons. Size class 1 to 4 employees includes establishments having payroll, but no employees, during mid-March pay period. For meaning of abbreviations and symbols, see introductory text. For explanation of terms, see Appendix A. For statement on reliability, see the note at the end of the table and Appendix C]

NAICS code	Geography, kind of business, and employment size class	Establishments (number)	Paid employees for pay period including March 12 (number)	First-quarter payroll (\$1,000)	Annual payroll (\$1,000)
42	ATLANTIC—Con.				
	Wholesale trade—Con.				
423	Durable goods merchant wholesalers—Con.				
4233	Lumber and other construction materials merchant wholesalers				
	All establishments	15	143	1 505	6 502
	Establishments with 1 to 4 employees	5	X	X	X
	Establishments with 5 to 9 employees	3	X	X	X
	Establishments with 10 to 19 employees	6	X	X	X
	Establishments with 20 to 49 employees	1	X	X	X
	Establishments with 50 to 99 employees	—	X	X	X
	Establishments with 100 to 249 employees	—	X	X	X
	Establishments with 250 to 499 employees	—	X	X	X
	Establishments with 500 to 999 employees	—	X	X	X
	Establishments with 1,000 employees or more	—	X	X	X
4234	Professional and commercial equipment and supplies merchant wholesalers				
	All establishments	21	146	1 372	6 556
	Establishments with 1 to 4 employees	15	X	X	X
	Establishments with 5 to 9 employees	—	X	X	X
	Establishments with 10 to 19 employees	4	X	X	X
	Establishments with 20 to 49 employees	2	X	X	X
	Establishments with 50 to 99 employees	—	X	X	X
	Establishments with 100 to 249 employees	—	X	X	X
	Establishments with 250 to 499 employees	—	X	X	X
	Establishments with 500 to 999 employees	—	X	X	X
	Establishments with 1,000 employees or more	—	X	X	X
4238	Machinery, equipment, and supplies merchant wholesalers				
	All establishments	26	243	2 627	12 229
	Establishments with 1 to 4 employees	13	X	X	X
	Establishments with 5 to 9 employees	6	X	X	X
	Establishments with 10 to 19 employees	4	X	X	X
	Establishments with 20 to 49 employees	2	X	X	X
	Establishments with 50 to 99 employees	1	X	X	X
	Establishments with 100 to 249 employees	—	X	X	X
	Establishments with 250 to 499 employees	—	X	X	X
	Establishments with 500 to 999 employees	—	X	X	X
	Establishments with 1,000 employees or more	—	X	X	X
4239	Miscellaneous durable goods merchant wholesalers				
	All establishments	19	383	5 079	20 786
	Establishments with 1 to 4 employees	9	X	X	X
	Establishments with 5 to 9 employees	4	X	X	X
	Establishments with 10 to 19 employees	2	X	X	X
	Establishments with 20 to 49 employees	3	X	X	X
	Establishments with 50 to 99 employees	—	X	X	X
	Establishments with 100 to 249 employees	1	X	X	X
	Establishments with 250 to 499 employees	—	X	X	X
	Establishments with 500 to 999 employees	—	X	X	X
	Establishments with 1,000 employees or more	—	X	X	X
42399	Other miscellaneous durable goods merchant wholesalers				
	All establishments	10	306	4 507	18 006
	Establishments with 1 to 4 employees	2	X	X	X
	Establishments with 5 to 9 employees	4	X	X	X
	Establishments with 10 to 19 employees	2	X	X	X
	Establishments with 20 to 49 employees	1	X	X	X
	Establishments with 50 to 99 employees	—	X	X	X
	Establishments with 100 to 249 employees	1	X	X	X
	Establishments with 250 to 499 employees	—	X	X	X
	Establishments with 500 to 999 employees	—	X	X	X
	Establishments with 1,000 employees or more	—	X	X	X
423990	Other miscellaneous durable goods merchant wholesalers				
	All establishments	10	306	4 507	18 006
	Establishments with 1 to 4 employees	2	X	X	X
	Establishments with 5 to 9 employees	4	X	X	X
	Establishments with 10 to 19 employees	2	X	X	X
	Establishments with 20 to 49 employees	1	X	X	X
	Establishments with 50 to 99 employees	—	X	X	X
	Establishments with 100 to 249 employees	1	X	X	X
	Establishments with 250 to 499 employees	—	X	X	X
	Establishments with 500 to 999 employees	—	X	X	X
	Establishments with 1,000 employees or more	—	X	X	X
424	Non-durable goods merchant wholesalers				
	All establishments	87	1 787	15 794	77 174
	Establishments with 1 to 4 employees	39	X	X	X
	Establishments with 5 to 9 employees	16	X	X	X
	Establishments with 10 to 19 employees	9	X	X	X
	Establishments with 20 to 49 employees	14	X	X	X
	Establishments with 50 to 99 employees	6	X	X	X
	Establishments with 100 to 249 employees	2	X	X	X
	Establishments with 250 to 499 employees	1	X	X	X
	Establishments with 500 to 999 employees	—	X	X	X
	Establishments with 1,000 employees or more	—	X	X	X

See footnotes at end of table.

Table 5. Establishments, Employees, and Payroll by Industry and Employment Size of Establishments by County: 2004—Con.

[Excludes most government employees, railroad employees, and self-employed persons. Size class 1 to 4 employees includes establishments having payroll, but no employees, during mid-March pay period. For meaning of abbreviations and symbols, see introductory text. For explanation of terms, see Appendix A. For statement on reliability, see the note at the end of the table and Appendix C]

NAICS code	Geography, kind of business, and employment size class	Establishments (number)	Paid employees for pay period including March 12 (number)	First-quarter payroll (\$1,000)	Annual payroll (\$1,000)
42	ATLANTIC—Con.				
	Wholesale trade—Con.				
424	Nondurable goods merchant wholesalers—Con.				
4241	Paper and paper product merchant wholesalers				
	All establishments	11	100	912	12 929
	Establishments with 1 to 4 employees	4	X	X	X
	Establishments with 5 to 9 employees	5	X	X	X
	Establishments with 10 to 19 employees	1	X	X	X
	Establishments with 20 to 49 employees	1	X	X	X
	Establishments with 50 to 99 employees	—	X	X	X
	Establishments with 100 to 249 employees	—	X	X	X
	Establishments with 250 to 499 employees	—	X	X	X
	Establishments with 500 to 999 employees	—	X	X	X
	Establishments with 1,000 employees or more	—	X	X	X
4244	Grocery and related product merchant wholesalers				
	All establishments	43	675	7 530	31 550
	Establishments with 1 to 4 employees	17	X	X	X
	Establishments with 5 to 9 employees	8	X	X	X
	Establishments with 10 to 19 employees	6	X	X	X
	Establishments with 20 to 49 employees	10	X	X	X
	Establishments with 50 to 99 employees	2	X	X	X
	Establishments with 100 to 249 employees	—	X	X	X
	Establishments with 250 to 499 employees	—	X	X	X
	Establishments with 500 to 999 employees	—	X	X	X
	Establishments with 1,000 employees or more	—	X	X	X
42445	Confectionery merchant wholesalers				
	All establishments	5	122	933	3 901
	Establishments with 1 to 4 employees	2	X	X	X
	Establishments with 5 to 9 employees	1	X	X	X
	Establishments with 10 to 19 employees	1	X	X	X
	Establishments with 20 to 49 employees	—	X	X	X
	Establishments with 50 to 99 employees	1	X	X	X
	Establishments with 100 to 249 employees	—	X	X	X
	Establishments with 250 to 499 employees	—	X	X	X
	Establishments with 500 to 999 employees	—	X	X	X
	Establishments with 1,000 employees or more	—	X	X	X
424450	Confectionery merchant wholesalers				
	All establishments	5	122	933	3 901
	Establishments with 1 to 4 employees	2	X	X	X
	Establishments with 5 to 9 employees	1	X	X	X
	Establishments with 10 to 19 employees	1	X	X	X
	Establishments with 20 to 49 employees	—	X	X	X
	Establishments with 50 to 99 employees	1	X	X	X
	Establishments with 100 to 249 employees	—	X	X	X
	Establishments with 250 to 499 employees	—	X	X	X
	Establishments with 500 to 999 employees	—	X	X	X
	Establishments with 1,000 employees or more	—	X	X	X
42448	Fresh fruit and vegetable merchant wholesalers				
	All establishments	13	260	1 762	10 458
	Establishments with 1 to 4 employees	4	X	X	X
	Establishments with 5 to 9 employees	1	X	X	X
	Establishments with 10 to 19 employees	1	X	X	X
	Establishments with 20 to 49 employees	7	X	X	X
	Establishments with 50 to 99 employees	—	X	X	X
	Establishments with 100 to 249 employees	—	X	X	X
	Establishments with 250 to 499 employees	—	X	X	X
	Establishments with 500 to 999 employees	—	X	X	X
	Establishments with 1,000 employees or more	—	X	X	X
424480	Fresh fruit and vegetable merchant wholesalers				
	All establishments	13	260	1 762	10 458
	Establishments with 1 to 4 employees	4	X	X	X
	Establishments with 5 to 9 employees	1	X	X	X
	Establishments with 10 to 19 employees	1	X	X	X
	Establishments with 20 to 49 employees	7	X	X	X
	Establishments with 50 to 99 employees	—	X	X	X
	Establishments with 100 to 249 employees	—	X	X	X
	Establishments with 250 to 499 employees	—	X	X	X
	Establishments with 500 to 999 employees	—	X	X	X
	Establishments with 1,000 employees or more	—	X	X	X
42449	Other grocery and related products merchant wholesalers				
	All establishments	7	112	872	4 468
	Establishments with 1 to 4 employees	4	X	X	X
	Establishments with 5 to 9 employees	1	X	X	X
	Establishments with 10 to 19 employees	1	X	X	X
	Establishments with 20 to 49 employees	—	X	X	X
	Establishments with 50 to 99 employees	1	X	X	X
	Establishments with 100 to 249 employees	—	X	X	X
	Establishments with 250 to 499 employees	—	X	X	X
	Establishments with 500 to 999 employees	—	X	X	X
	Establishments with 1,000 employees or more	—	X	X	X

See footnotes at end of table.

Table 5. Establishments, Employees, and Payroll by Industry and Employment Size of Establishments by County: 2004—Con.

[Excludes most government employees, railroad employees, and self-employed persons. Size class 1 to 4 employees includes establishments having payroll, but no employees, during mid-March pay period. For meaning of abbreviations and symbols, see introductory text. For explanation of terms, see Appendix A. For statement on reliability, see the note at the end of the table and Appendix C]

NAICS code	Geography, kind of business, and employment size class	Establishments (number)	Paid employees for pay period including March 12 (number)	First-quarter payroll (\$1,000)	Annual payroll (\$1,000)
42	ATLANTIC—Con.				
	Wholesale trade—Con.				
424	Nondurable goods merchant wholesalers—Con.				
4244	Grocery and related product merchant wholesalers—Con.				
42449	Other grocery and related products merchant wholesalers—Con.				
424490	Other grocery and related products merchant wholesalers				
	All establishments	7	112	872	4 468
	Establishments with 1 to 4 employees	4	X	X	X
	Establishments with 5 to 9 employees	1	X	X	X
	Establishments with 10 to 19 employees	1	X	X	X
	Establishments with 20 to 49 employees	—	X	X	X
	Establishments with 50 to 99 employees	1	X	X	X
	Establishments with 100 to 249 employees	—	X	X	X
	Establishments with 250 to 499 employees	—	X	X	X
	Establishments with 500 to 999 employees	—	X	X	X
	Establishments with 1,000 employees or more	—	X	X	X
4246	Chemical and allied products merchant wholesalers				
	All establishments	3	c	D	D
	Establishments with 1 to 4 employees	1	X	X	X
	Establishments with 5 to 9 employees	—	X	X	X
	Establishments with 10 to 19 employees	1	X	X	X
	Establishments with 20 to 49 employees	—	X	X	X
	Establishments with 50 to 99 employees	—	X	X	X
	Establishments with 100 to 249 employees	1	X	X	X
	Establishments with 250 to 499 employees	—	X	X	X
	Establishments with 500 to 999 employees	—	X	X	X
	Establishments with 1,000 employees or more	—	X	X	X
42461	Plastics materials and basic forms and shapes merchant wholesalers				
	All establishments	2	c	D	D
	Establishments with 1 to 4 employees	—	X	X	X
	Establishments with 5 to 9 employees	—	X	X	X
	Establishments with 10 to 19 employees	1	X	X	X
	Establishments with 20 to 49 employees	—	X	X	X
	Establishments with 50 to 99 employees	—	X	X	X
	Establishments with 100 to 249 employees	1	X	X	X
	Establishments with 250 to 499 employees	—	X	X	X
	Establishments with 500 to 999 employees	—	X	X	X
	Establishments with 1,000 employees or more	—	X	X	X
424610	Plastics materials and basic forms and shapes merchant wholesalers				
	All establishments	2	c	D	D
	Establishments with 1 to 4 employees	—	X	X	X
	Establishments with 5 to 9 employees	—	X	X	X
	Establishments with 10 to 19 employees	1	X	X	X
	Establishments with 20 to 49 employees	—	X	X	X
	Establishments with 50 to 99 employees	—	X	X	X
	Establishments with 100 to 249 employees	1	X	X	X
	Establishments with 250 to 499 employees	—	X	X	X
	Establishments with 500 to 999 employees	—	X	X	X
	Establishments with 1,000 employees or more	—	X	X	X
4248	Beer, wine, and distilled alcoholic beverage merchant wholesalers				
	All establishments	4	c	D	D
	Establishments with 1 to 4 employees	2	X	X	X
	Establishments with 5 to 9 employees	—	X	X	X
	Establishments with 10 to 19 employees	—	X	X	X
	Establishments with 20 to 49 employees	—	X	X	X
	Establishments with 50 to 99 employees	1	X	X	X
	Establishments with 100 to 249 employees	1	X	X	X
	Establishments with 250 to 499 employees	—	X	X	X
	Establishments with 500 to 999 employees	—	X	X	X
	Establishments with 1,000 employees or more	—	X	X	X
42481	Beer and ale merchant wholesalers				
	All establishments	3	c	D	D
	Establishments with 1 to 4 employees	1	X	X	X
	Establishments with 5 to 9 employees	—	X	X	X
	Establishments with 10 to 19 employees	—	X	X	X
	Establishments with 20 to 49 employees	—	X	X	X
	Establishments with 50 to 99 employees	1	X	X	X
	Establishments with 100 to 249 employees	1	X	X	X
	Establishments with 250 to 499 employees	—	X	X	X
	Establishments with 500 to 999 employees	—	X	X	X
	Establishments with 1,000 employees or more	—	X	X	X
424810	Beer and ale merchant wholesalers				
	All establishments	3	c	D	D
	Establishments with 1 to 4 employees	1	X	X	X
	Establishments with 5 to 9 employees	—	X	X	X
	Establishments with 10 to 19 employees	—	X	X	X
	Establishments with 20 to 49 employees	—	X	X	X
	Establishments with 50 to 99 employees	1	X	X	X
	Establishments with 100 to 249 employees	1	X	X	X
	Establishments with 250 to 499 employees	—	X	X	X
	Establishments with 500 to 999 employees	—	X	X	X
	Establishments with 1,000 employees or more	—	X	X	X

See footnotes at end of table.

Table 5. Establishments, Employees, and Payroll by Industry and Employment Size of Establishments by County: 2004—Con.

[Excludes most government employees, railroad employees, and self-employed persons. Size class 1 to 4 employees includes establishments having payroll, but no employees, during mid-March pay period. For meaning of abbreviations and symbols, see introductory text. For explanation of terms, see Appendix A. For statement on reliability, see the note at the end of the table and Appendix C]

NAICS code	Geography, kind of business, and employment size class	Establishments (number)	Paid employees for pay period including March 12 (number)	First-quarter payroll (\$1,000)	Annual payroll (\$1,000)
	ATLANTIC—Con.				
42	Wholesale trade—Con.				
424	Nondurable goods merchant wholesalers—Con.				
4249	Miscellaneous nondurable goods merchant wholesalers				
	All establishments	14	515	2 696	11 680
	Establishments with 1 to 4 employees	8	X	X	X
	Establishments with 5 to 9 employees	1	X	X	X
	Establishments with 10 to 19 employees	1	X	X	X
	Establishments with 20 to 49 employees	2	X	X	X
	Establishments with 50 to 99 employees	1	X	X	X
	Establishments with 100 to 249 employees	—	X	X	X
	Establishments with 250 to 499 employees	1	X	X	X
	Establishments with 500 to 999 employees	—	X	X	X
	Establishments with 1,000 employees or more	—	X	X	X
42493	Flower, nursery stock, and florists' supplies merchant wholesalers				
	All establishments	3	e	D	D
	Establishments with 1 to 4 employees	2	X	X	X
	Establishments with 5 to 9 employees	—	X	X	X
	Establishments with 10 to 19 employees	—	X	X	X
	Establishments with 20 to 49 employees	—	X	X	X
	Establishments with 50 to 99 employees	—	X	X	X
	Establishments with 100 to 249 employees	—	X	X	X
	Establishments with 250 to 499 employees	1	X	X	X
	Establishments with 500 to 999 employees	—	X	X	X
	Establishments with 1,000 employees or more	—	X	X	X
424930	Flower, nursery stock, and florists' supplies merchant wholesalers				
	All establishments	3	e	D	D
	Establishments with 1 to 4 employees	2	X	X	X
	Establishments with 5 to 9 employees	—	X	X	X
	Establishments with 10 to 19 employees	—	X	X	X
	Establishments with 20 to 49 employees	—	X	X	X
	Establishments with 50 to 99 employees	—	X	X	X
	Establishments with 100 to 249 employees	—	X	X	X
	Establishments with 250 to 499 employees	1	X	X	X
	Establishments with 500 to 999 employees	—	X	X	X
	Establishments with 1,000 employees or more	—	X	X	X
44-45	Retail trade				
	All establishments	1 197	17 141	86 485	381 338
	Establishments with 1 to 4 employees	542	X	X	X
	Establishments with 5 to 9 employees	251	X	X	X
	Establishments with 10 to 19 employees	190	X	X	X
	Establishments with 20 to 49 employees	152	X	X	X
	Establishments with 50 to 99 employees	35	X	X	X
	Establishments with 100 to 249 employees	23	X	X	X
	Establishments with 250 to 499 employees	4	X	X	X
	Establishments with 500 to 999 employees	—	X	X	X
	Establishments with 1,000 employees or more	—	X	X	X
441	Motor vehicle and parts dealers				
	All establishments	85	1 796	14 573	63 136
	Establishments with 1 to 4 employees	25	X	X	X
	Establishments with 5 to 9 employees	12	X	X	X
	Establishments with 10 to 19 employees	17	X	X	X
	Establishments with 20 to 49 employees	22	X	X	X
	Establishments with 50 to 99 employees	7	X	X	X
	Establishments with 100 to 249 employees	2	X	X	X
	Establishments with 250 to 499 employees	—	X	X	X
	Establishments with 500 to 999 employees	—	X	X	X
	Establishments with 1,000 employees or more	—	X	X	X
4411	Automobile dealers				
	All establishments	39	1 258	11 363	48 620
	Establishments with 1 to 4 employees	11	X	X	X
	Establishments with 5 to 9 employees	2	X	X	X
	Establishments with 10 to 19 employees	3	X	X	X
	Establishments with 20 to 49 employees	15	X	X	X
	Establishments with 50 to 99 employees	6	X	X	X
	Establishments with 100 to 249 employees	2	X	X	X
	Establishments with 250 to 499 employees	—	X	X	X
	Establishments with 500 to 999 employees	—	X	X	X
	Establishments with 1,000 employees or more	—	X	X	X
44111	New car dealers				
	All establishments	26	1 157	10 584	45 545
	Establishments with 1 to 4 employees	4	X	X	X
	Establishments with 5 to 9 employees	—	X	X	X
	Establishments with 10 to 19 employees	—	X	X	X
	Establishments with 20 to 49 employees	14	X	X	X
	Establishments with 50 to 99 employees	6	X	X	X
	Establishments with 100 to 249 employees	2	X	X	X
	Establishments with 250 to 499 employees	—	X	X	X
	Establishments with 500 to 999 employees	—	X	X	X
	Establishments with 1,000 employees or more	—	X	X	X

See footnotes at end of table.

Table 5. Establishments, Employees, and Payroll by Industry and Employment Size of Establishments by County: 2004—Con.

[Excludes most government employees, railroad employees, and self-employed persons. Size class 1 to 4 employees includes establishments having payroll, but no employees, during mid-March pay period. For meaning of abbreviations and symbols, see introductory text. For explanation of terms, see Appendix A. For statement on reliability, see the note at the end of the table and Appendix C]

NAICS code	Geography, kind of business, and employment size class	Establishments (number)	Paid employees for pay period including March 12 (number)	First-quarter payroll (\$1,000)	Annual payroll (\$1,000)
44-45	ATLANTIC—Con.				
	Retail trade—Con.				
441	Motor vehicle and parts dealers—Con.				
4411	Automobile dealers—Con.				
44111	New car dealers—Con.				
441110	New car dealers				
	All establishments	26	1 157	10 584	45 545
	Establishments with 1 to 4 employees	4	X	X	X
	Establishments with 5 to 9 employees	—	X	X	X
	Establishments with 10 to 19 employees	—	X	X	X
	Establishments with 20 to 49 employees	14	X	X	X
	Establishments with 50 to 99 employees	6	X	X	X
	Establishments with 100 to 249 employees	2	X	X	X
	Establishments with 250 to 499 employees	—	X	X	X
	Establishments with 500 to 999 employees	—	X	X	X
	Establishments with 1,000 employees or more	—	X	X	X
44112	Used car dealers				
	All establishments	13	101	779	3 075
	Establishments with 1 to 4 employees	7	X	X	X
	Establishments with 5 to 9 employees	2	X	X	X
	Establishments with 10 to 19 employees	3	X	X	X
	Establishments with 20 to 49 employees	1	X	X	X
	Establishments with 50 to 99 employees	—	X	X	X
	Establishments with 100 to 249 employees	—	X	X	X
	Establishments with 250 to 499 employees	—	X	X	X
	Establishments with 500 to 999 employees	—	X	X	X
	Establishments with 1,000 employees or more	—	X	X	X
441120	Used car dealers				
	All establishments	13	101	779	3 075
	Establishments with 1 to 4 employees	7	X	X	X
	Establishments with 5 to 9 employees	2	X	X	X
	Establishments with 10 to 19 employees	3	X	X	X
	Establishments with 20 to 49 employees	1	X	X	X
	Establishments with 50 to 99 employees	—	X	X	X
	Establishments with 100 to 249 employees	—	X	X	X
	Establishments with 250 to 499 employees	—	X	X	X
	Establishments with 500 to 999 employees	—	X	X	X
	Establishments with 1,000 employees or more	—	X	X	X
4412	Other motor vehicle dealers				
	All establishments	17	201	1 423	7 103
	Establishments with 1 to 4 employees	6	X	X	X
	Establishments with 5 to 9 employees	3	X	X	X
	Establishments with 10 to 19 employees	3	X	X	X
	Establishments with 20 to 49 employees	5	X	X	X
	Establishments with 50 to 99 employees	—	X	X	X
	Establishments with 100 to 249 employees	—	X	X	X
	Establishments with 250 to 499 employees	—	X	X	X
	Establishments with 500 to 999 employees	—	X	X	X
	Establishments with 1,000 employees or more	—	X	X	X
44122	Motorcycle, boat, and other motor vehicle dealers				
	All establishments	16	c	D	D
	Establishments with 1 to 4 employees	5	X	X	X
	Establishments with 5 to 9 employees	3	X	X	X
	Establishments with 10 to 19 employees	3	X	X	X
	Establishments with 20 to 49 employees	5	X	X	X
	Establishments with 50 to 99 employees	—	X	X	X
	Establishments with 100 to 249 employees	—	X	X	X
	Establishments with 250 to 499 employees	—	X	X	X
	Establishments with 500 to 999 employees	—	X	X	X
	Establishments with 1,000 employees or more	—	X	X	X
441222	Boat dealers				
	All establishments	12	123	916	4 551
	Establishments with 1 to 4 employees	5	X	X	X
	Establishments with 5 to 9 employees	3	X	X	X
	Establishments with 10 to 19 employees	1	X	X	X
	Establishments with 20 to 49 employees	3	X	X	X
	Establishments with 50 to 99 employees	—	X	X	X
	Establishments with 100 to 249 employees	—	X	X	X
	Establishments with 250 to 499 employees	—	X	X	X
	Establishments with 500 to 999 employees	—	X	X	X
	Establishments with 1,000 employees or more	—	X	X	X
4413	Automotive parts, accessories, and tire stores				
	All establishments	29	337	1 787	7 413
	Establishments with 1 to 4 employees	8	X	X	X
	Establishments with 5 to 9 employees	7	X	X	X
	Establishments with 10 to 19 employees	11	X	X	X
	Establishments with 20 to 49 employees	2	X	X	X
	Establishments with 50 to 99 employees	1	X	X	X
	Establishments with 100 to 249 employees	—	X	X	X
	Establishments with 250 to 499 employees	—	X	X	X
	Establishments with 500 to 999 employees	—	X	X	X
	Establishments with 1,000 employees or more	—	X	X	X

See footnotes at end of table.

Table 5. Establishments, Employees, and Payroll by Industry and Employment Size of Establishments by County: 2004—Con.

[Excludes most government employees, railroad employees, and self-employed persons. Size class 1 to 4 employees includes establishments having payroll, but no employees, during mid-March pay period. For meaning of abbreviations and symbols, see introductory text. For explanation of terms, see Appendix A. For statement on reliability, see the note at the end of the table and Appendix C]

NAICS code	Geography, kind of business, and employment size class	Establishments (number)	Paid employees for pay period including March 12 (number)	First-quarter payroll (\$1,000)	Annual payroll (\$1,000)
	ATLANTIC—Con.				
44-45	Retail trade—Con.				
441	Motor vehicle and parts dealers—Con.				
4413	Automotive parts, accessories, and tire stores—Con.				
44131	Automotive parts and accessories stores				
	All establishments	24	299	1 523	6 330
	Establishments with 1 to 4 employees	7	X	X	X
	Establishments with 5 to 9 employees	4	X	X	X
	Establishments with 10 to 19 employees	10	X	X	X
	Establishments with 20 to 49 employees	2	X	X	X
	Establishments with 50 to 99 employees	1	X	X	X
	Establishments with 100 to 249 employees	—	X	X	X
	Establishments with 250 to 499 employees	—	X	X	X
	Establishments with 500 to 999 employees	—	X	X	X
	Establishments with 1,000 employees or more	—	X	X	X
441310	Automotive parts and accessories stores				
	All establishments	24	299	1 523	6 330
	Establishments with 1 to 4 employees	7	X	X	X
	Establishments with 5 to 9 employees	4	X	X	X
	Establishments with 10 to 19 employees	10	X	X	X
	Establishments with 20 to 49 employees	2	X	X	X
	Establishments with 50 to 99 employees	1	X	X	X
	Establishments with 100 to 249 employees	—	X	X	X
	Establishments with 250 to 499 employees	—	X	X	X
	Establishments with 500 to 999 employees	—	X	X	X
	Establishments with 1,000 employees or more	—	X	X	X
442	Furniture and home furnishings stores				
	All establishments	54	735	4 416	20 489
	Establishments with 1 to 4 employees	23	X	X	X
	Establishments with 5 to 9 employees	7	X	X	X
	Establishments with 10 to 19 employees	13	X	X	X
	Establishments with 20 to 49 employees	8	X	X	X
	Establishments with 50 to 99 employees	2	X	X	X
	Establishments with 100 to 249 employees	1	X	X	X
	Establishments with 250 to 499 employees	—	X	X	X
	Establishments with 500 to 999 employees	—	X	X	X
	Establishments with 1,000 employees or more	—	X	X	X
4421	Furniture stores				
	All establishments	24	397	2 911	14 054
	Establishments with 1 to 4 employees	11	X	X	X
	Establishments with 5 to 9 employees	2	X	X	X
	Establishments with 10 to 19 employees	5	X	X	X
	Establishments with 20 to 49 employees	5	X	X	X
	Establishments with 50 to 99 employees	—	X	X	X
	Establishments with 100 to 249 employees	1	X	X	X
	Establishments with 250 to 499 employees	—	X	X	X
	Establishments with 500 to 999 employees	—	X	X	X
	Establishments with 1,000 employees or more	—	X	X	X
44211	Furniture stores				
	All establishments	24	397	2 911	14 054
	Establishments with 1 to 4 employees	11	X	X	X
	Establishments with 5 to 9 employees	2	X	X	X
	Establishments with 10 to 19 employees	5	X	X	X
	Establishments with 20 to 49 employees	5	X	X	X
	Establishments with 50 to 99 employees	—	X	X	X
	Establishments with 100 to 249 employees	1	X	X	X
	Establishments with 250 to 499 employees	—	X	X	X
	Establishments with 500 to 999 employees	—	X	X	X
	Establishments with 1,000 employees or more	—	X	X	X
442110	Furniture stores				
	All establishments	24	397	2 911	14 054
	Establishments with 1 to 4 employees	11	X	X	X
	Establishments with 5 to 9 employees	2	X	X	X
	Establishments with 10 to 19 employees	5	X	X	X
	Establishments with 20 to 49 employees	5	X	X	X
	Establishments with 50 to 99 employees	—	X	X	X
	Establishments with 100 to 249 employees	1	X	X	X
	Establishments with 250 to 499 employees	—	X	X	X
	Establishments with 500 to 999 employees	—	X	X	X
	Establishments with 1,000 employees or more	—	X	X	X
4422	Home furnishings stores				
	All establishments	30	338	1 505	6 435
	Establishments with 1 to 4 employees	12	X	X	X
	Establishments with 5 to 9 employees	5	X	X	X
	Establishments with 10 to 19 employees	8	X	X	X
	Establishments with 20 to 49 employees	3	X	X	X
	Establishments with 50 to 99 employees	2	X	X	X
	Establishments with 100 to 249 employees	—	X	X	X
	Establishments with 250 to 499 employees	—	X	X	X
	Establishments with 500 to 999 employees	—	X	X	X
	Establishments with 1,000 employees or more	—	X	X	X

See footnotes at end of table.

Table 5. Establishments, Employees, and Payroll by Industry and Employment Size of Establishments by County: 2004—Con.

[Excludes most government employees, railroad employees, and self-employed persons. Size class 1 to 4 employees includes establishments having payroll, but no employees, during mid-March pay period. For meaning of abbreviations and symbols, see introductory text. For explanation of terms, see Appendix A. For statement on reliability, see the note at the end of the table and Appendix C]

NAICS code	Geography, kind of business, and employment size class	Establishments (number)	Paid employees for pay period including March 12 (number)	First-quarter payroll (\$1,000)	Annual payroll (\$1,000)
	ATLANTIC—Con.				
44-45	Retail trade—Con.				
442	Furniture and home furnishings stores—Con.				
4422	Home furnishings stores—Con.				
44229	Other home furnishings stores				
	All establishments	20	282	1 138	4 770
	Establishments with 1 to 4 employees	5	X	X	X
	Establishments with 5 to 9 employees	4	X	X	X
	Establishments with 10 to 19 employees	7	X	X	X
	Establishments with 20 to 49 employees	2	X	X	X
	Establishments with 50 to 99 employees	2	X	X	X
	Establishments with 100 to 249 employees	—	X	X	X
	Establishments with 250 to 499 employees	—	X	X	X
	Establishments with 500 to 999 employees	—	X	X	X
	Establishments with 1,000 employees or more	—	X	X	X
442299	All other home furnishings stores				
	All establishments	17	267	997	4 013
	Establishments with 1 to 4 employees	3	X	X	X
	Establishments with 5 to 9 employees	4	X	X	X
	Establishments with 10 to 19 employees	6	X	X	X
	Establishments with 20 to 49 employees	2	X	X	X
	Establishments with 50 to 99 employees	2	X	X	X
	Establishments with 100 to 249 employees	—	X	X	X
	Establishments with 250 to 499 employees	—	X	X	X
	Establishments with 500 to 999 employees	—	X	X	X
	Establishments with 1,000 employees or more	—	X	X	X
443	Electronics and appliance stores				
	All establishments	38	414	1 973	8 166
	Establishments with 1 to 4 employees	19	X	X	X
	Establishments with 5 to 9 employees	14	X	X	X
	Establishments with 10 to 19 employees	2	X	X	X
	Establishments with 20 to 49 employees	1	X	X	X
	Establishments with 50 to 99 employees	—	X	X	X
	Establishments with 100 to 249 employees	2	X	X	X
	Establishments with 250 to 499 employees	—	X	X	X
	Establishments with 500 to 999 employees	—	X	X	X
	Establishments with 1,000 employees or more	—	X	X	X
4431	Electronics and appliance stores				
	All establishments	38	414	1 973	8 166
	Establishments with 1 to 4 employees	19	X	X	X
	Establishments with 5 to 9 employees	14	X	X	X
	Establishments with 10 to 19 employees	2	X	X	X
	Establishments with 20 to 49 employees	1	X	X	X
	Establishments with 50 to 99 employees	—	X	X	X
	Establishments with 100 to 249 employees	2	X	X	X
	Establishments with 250 to 499 employees	—	X	X	X
	Establishments with 500 to 999 employees	—	X	X	X
	Establishments with 1,000 employees or more	—	X	X	X
44311	Appliance, television, and other electronics stores				
	All establishments	29	361	1 731	7 084
	Establishments with 1 to 4 employees	17	X	X	X
	Establishments with 5 to 9 employees	8	X	X	X
	Establishments with 10 to 19 employees	1	X	X	X
	Establishments with 20 to 49 employees	1	X	X	X
	Establishments with 50 to 99 employees	—	X	X	X
	Establishments with 100 to 249 employees	2	X	X	X
	Establishments with 250 to 499 employees	—	X	X	X
	Establishments with 500 to 999 employees	—	X	X	X
	Establishments with 1,000 employees or more	—	X	X	X
443112	Radio, television, and other electronics stores				
	All establishments	23	328	1 434	5 681
	Establishments with 1 to 4 employees	12	X	X	X
	Establishments with 5 to 9 employees	8	X	X	X
	Establishments with 10 to 19 employees	1	X	X	X
	Establishments with 20 to 49 employees	—	X	X	X
	Establishments with 50 to 99 employees	—	X	X	X
	Establishments with 100 to 249 employees	2	X	X	X
	Establishments with 250 to 499 employees	—	X	X	X
	Establishments with 500 to 999 employees	—	X	X	X
	Establishments with 1,000 employees or more	—	X	X	X
444	Building material and garden equipment and supplies dealers				
	All establishments	92	1 696	12 725	59 906
	Establishments with 1 to 4 employees	37	X	X	X
	Establishments with 5 to 9 employees	19	X	X	X
	Establishments with 10 to 19 employees	18	X	X	X
	Establishments with 20 to 49 employees	11	X	X	X
	Establishments with 50 to 99 employees	3	X	X	X
	Establishments with 100 to 249 employees	4	X	X	X
	Establishments with 250 to 499 employees	—	X	X	X
	Establishments with 500 to 999 employees	—	X	X	X
	Establishments with 1,000 employees or more	—	X	X	X

See footnotes at end of table.

Table 5. Establishments, Employees, and Payroll by Industry and Employment Size of Establishments by County: 2004—Con.

[Excludes most government employees, railroad employees, and self-employed persons. Size class 1 to 4 employees includes establishments having payroll, but no employees, during mid-March pay period. For meaning of abbreviations and symbols, see introductory text. For explanation of terms, see Appendix A. For statement on reliability, see the note at the end of the table and Appendix C]

NAICS code	Geography, kind of business, and employment size class	Establishments (number)	Paid employees for pay period including March 12 (number)	First-quarter payroll (\$1,000)	Annual payroll (\$1,000)
	ATLANTIC—Con.				
44-45	Retail trade—Con.				
444	Building material and garden equipment and supplies dealers—Con.				
4441	Building material and supplies dealers				
	All establishments	75	1 520	12 257	57 182
	Establishments with 1 to 4 employees	28	X	X	X
	Establishments with 5 to 9 employees	16	X	X	X
	Establishments with 10 to 19 employees	16	X	X	X
	Establishments with 20 to 49 employees	9	X	X	X
	Establishments with 50 to 99 employees	2	X	X	X
	Establishments with 100 to 249 employees	4	X	X	X
	Establishments with 250 to 499 employees	—	X	X	X
	Establishments with 500 to 999 employees	—	X	X	X
	Establishments with 1,000 employees or more	—	X	X	X
44411	Home centers				
	All establishments	5	496	2 395	9 755
	Establishments with 1 to 4 employees	1	X	X	X
	Establishments with 5 to 9 employees	—	X	X	X
	Establishments with 10 to 19 employees	1	X	X	X
	Establishments with 20 to 49 employees	—	X	X	X
	Establishments with 50 to 99 employees	—	X	X	X
	Establishments with 100 to 249 employees	3	X	X	X
	Establishments with 250 to 499 employees	—	X	X	X
	Establishments with 500 to 999 employees	—	X	X	X
	Establishments with 1,000 employees or more	—	X	X	X
444110	Home centers				
	All establishments	5	496	2 395	9 755
	Establishments with 1 to 4 employees	1	X	X	X
	Establishments with 5 to 9 employees	—	X	X	X
	Establishments with 10 to 19 employees	1	X	X	X
	Establishments with 20 to 49 employees	—	X	X	X
	Establishments with 50 to 99 employees	—	X	X	X
	Establishments with 100 to 249 employees	3	X	X	X
	Establishments with 250 to 499 employees	—	X	X	X
	Establishments with 500 to 999 employees	—	X	X	X
	Establishments with 1,000 employees or more	—	X	X	X
44419	Other building material dealers				
	All establishments	50	878	9 103	43 703
	Establishments with 1 to 4 employees	15	X	X	X
	Establishments with 5 to 9 employees	14	X	X	X
	Establishments with 10 to 19 employees	10	X	X	X
	Establishments with 20 to 49 employees	8	X	X	X
	Establishments with 50 to 99 employees	2	X	X	X
	Establishments with 100 to 249 employees	1	X	X	X
	Establishments with 250 to 499 employees	—	X	X	X
	Establishments with 500 to 999 employees	—	X	X	X
	Establishments with 1,000 employees or more	—	X	X	X
444190	Other building material dealers				
	All establishments	50	878	9 103	43 703
	Establishments with 1 to 4 employees	15	X	X	X
	Establishments with 5 to 9 employees	14	X	X	X
	Establishments with 10 to 19 employees	10	X	X	X
	Establishments with 20 to 49 employees	8	X	X	X
	Establishments with 50 to 99 employees	2	X	X	X
	Establishments with 100 to 249 employees	1	X	X	X
	Establishments with 250 to 499 employees	—	X	X	X
	Establishments with 500 to 999 employees	—	X	X	X
	Establishments with 1,000 employees or more	—	X	X	X
4442	Lawn and garden equipment and supplies stores				
	All establishments	17	176	468	2 724
	Establishments with 1 to 4 employees	9	X	X	X
	Establishments with 5 to 9 employees	3	X	X	X
	Establishments with 10 to 19 employees	2	X	X	X
	Establishments with 20 to 49 employees	2	X	X	X
	Establishments with 50 to 99 employees	1	X	X	X
	Establishments with 100 to 249 employees	—	X	X	X
	Establishments with 250 to 499 employees	—	X	X	X
	Establishments with 500 to 999 employees	—	X	X	X
	Establishments with 1,000 employees or more	—	X	X	X
44422	Nursery, garden center, and farm supply stores				
	All establishments	14	c	D	D
	Establishments with 1 to 4 employees	7	X	X	X
	Establishments with 5 to 9 employees	2	X	X	X
	Establishments with 10 to 19 employees	2	X	X	X
	Establishments with 20 to 49 employees	2	X	X	X
	Establishments with 50 to 99 employees	1	X	X	X
	Establishments with 100 to 249 employees	—	X	X	X
	Establishments with 250 to 499 employees	—	X	X	X
	Establishments with 500 to 999 employees	—	X	X	X
	Establishments with 1,000 employees or more	—	X	X	X

See footnotes at end of table.

Table 5. Establishments, Employees, and Payroll by Industry and Employment Size of Establishments by County: 2004—Con.

[Excludes most government employees, railroad employees, and self-employed persons. Size class 1 to 4 employees includes establishments having payroll, but no employees, during mid-March pay period. For meaning of abbreviations and symbols, see introductory text. For explanation of terms, see Appendix A. For statement on reliability, see the note at the end of the table and Appendix C]

NAICS code	Geography, kind of business, and employment size class	Establishments (number)	Paid employees for pay period including March 12 (number)	First-quarter payroll (\$1,000)	Annual payroll (\$1,000)
44-45	ATLANTIC—Con.				
	Retail trade—Con.				
444	Building material and garden equipment and supplies dealers—Con.				
4442	Lawn and garden equipment and supplies stores—Con.				
44422	Nursery, garden center, and farm supply stores—Con.				
444220	Nursery, garden center, and farm supply stores				
	All establishments	14	c	D	D
	Establishments with 1 to 4 employees	7	X	X	X
	Establishments with 5 to 9 employees	2	X	X	X
	Establishments with 10 to 19 employees	2	X	X	X
	Establishments with 20 to 49 employees	2	X	X	X
	Establishments with 50 to 99 employees	1	X	X	X
	Establishments with 100 to 249 employees	—	X	X	X
	Establishments with 250 to 499 employees	—	X	X	X
	Establishments with 500 to 999 employees	—	X	X	X
	Establishments with 1,000 employees or more	—	X	X	X
445	Food and beverage stores				
	All establishments	217	3 723	17 977	77 186
	Establishments with 1 to 4 employees	95	X	X	X
	Establishments with 5 to 9 employees	36	X	X	X
	Establishments with 10 to 19 employees	38	X	X	X
	Establishments with 20 to 49 employees	32	X	X	X
	Establishments with 50 to 99 employees	8	X	X	X
	Establishments with 100 to 249 employees	7	X	X	X
	Establishments with 250 to 499 employees	1	X	X	X
	Establishments with 500 to 999 employees	—	X	X	X
	Establishments with 1,000 employees or more	—	X	X	X
4451	Grocery stores				
	All establishments	123	3 100	15 383	65 254
	Establishments with 1 to 4 employees	46	X	X	X
	Establishments with 5 to 9 employees	10	X	X	X
	Establishments with 10 to 19 employees	27	X	X	X
	Establishments with 20 to 49 employees	24	X	X	X
	Establishments with 50 to 99 employees	8	X	X	X
	Establishments with 100 to 249 employees	7	X	X	X
	Establishments with 250 to 499 employees	1	X	X	X
	Establishments with 500 to 999 employees	—	X	X	X
	Establishments with 1,000 employees or more	—	X	X	X
44511	Supermarkets and other grocery (except convenience) stores				
	All establishments	69	2 445	12 888	53 925
	Establishments with 1 to 4 employees	28	X	X	X
	Establishments with 5 to 9 employees	5	X	X	X
	Establishments with 10 to 19 employees	8	X	X	X
	Establishments with 20 to 49 employees	12	X	X	X
	Establishments with 50 to 99 employees	8	X	X	X
	Establishments with 100 to 249 employees	7	X	X	X
	Establishments with 250 to 499 employees	1	X	X	X
	Establishments with 500 to 999 employees	—	X	X	X
	Establishments with 1,000 employees or more	—	X	X	X
445110	Supermarkets and other grocery (except convenience) stores				
	All establishments	69	2 445	12 888	53 925
	Establishments with 1 to 4 employees	28	X	X	X
	Establishments with 5 to 9 employees	5	X	X	X
	Establishments with 10 to 19 employees	8	X	X	X
	Establishments with 20 to 49 employees	12	X	X	X
	Establishments with 50 to 99 employees	8	X	X	X
	Establishments with 100 to 249 employees	7	X	X	X
	Establishments with 250 to 499 employees	1	X	X	X
	Establishments with 500 to 999 employees	—	X	X	X
	Establishments with 1,000 employees or more	—	X	X	X
44512	Convenience stores				
	All establishments	54	655	2 495	11 329
	Establishments with 1 to 4 employees	18	X	X	X
	Establishments with 5 to 9 employees	5	X	X	X
	Establishments with 10 to 19 employees	19	X	X	X
	Establishments with 20 to 49 employees	12	X	X	X
	Establishments with 50 to 99 employees	—	X	X	X
	Establishments with 100 to 249 employees	—	X	X	X
	Establishments with 250 to 499 employees	—	X	X	X
	Establishments with 500 to 999 employees	—	X	X	X
	Establishments with 1,000 employees or more	—	X	X	X
445120	Convenience stores				
	All establishments	54	655	2 495	11 329
	Establishments with 1 to 4 employees	18	X	X	X
	Establishments with 5 to 9 employees	5	X	X	X
	Establishments with 10 to 19 employees	19	X	X	X
	Establishments with 20 to 49 employees	12	X	X	X
	Establishments with 50 to 99 employees	—	X	X	X
	Establishments with 100 to 249 employees	—	X	X	X
	Establishments with 250 to 499 employees	—	X	X	X
	Establishments with 500 to 999 employees	—	X	X	X
	Establishments with 1,000 employees or more	—	X	X	X

See footnotes at end of table.

Table 5. Establishments, Employees, and Payroll by Industry and Employment Size of Establishments by County: 2004—Con.

[Excludes most government employees, railroad employees, and self-employed persons. Size class 1 to 4 employees includes establishments having payroll, but no employees, during mid-March pay period. For meaning of abbreviations and symbols, see introductory text. For explanation of terms, see Appendix A. For statement on reliability, see the note at the end of the table and Appendix C]

NAICS code	Geography, kind of business, and employment size class	Establishments (number)	Paid employees for pay period including March 12 (number)	First-quarter payroll (\$1,000)	Annual payroll (\$1,000)
	ATLANTIC—Con.				
44-45	Retail trade—Con.				
445	Food and beverage stores—Con.				
4452	Specialty food stores				
	All establishments	42	260	990	4 488
	Establishments with 1 to 4 employees	24	X	X	X
	Establishments with 5 to 9 employees	11	X	X	X
	Establishments with 10 to 19 employees	3	X	X	X
	Establishments with 20 to 49 employees	4	X	X	X
	Establishments with 50 to 99 employees	—	X	X	X
	Establishments with 100 to 249 employees	—	X	X	X
	Establishments with 250 to 499 employees	—	X	X	X
	Establishments with 500 to 999 employees	—	X	X	X
	Establishments with 1,000 employees or more	—	X	X	X
44529	Other specialty food stores				
	All establishments	26	123	597	2 826
	Establishments with 1 to 4 employees	16	X	X	X
	Establishments with 5 to 9 employees	7	X	X	X
	Establishments with 10 to 19 employees	2	X	X	X
	Establishments with 20 to 49 employees	1	X	X	X
	Establishments with 50 to 99 employees	—	X	X	X
	Establishments with 100 to 249 employees	—	X	X	X
	Establishments with 250 to 499 employees	—	X	X	X
	Establishments with 500 to 999 employees	—	X	X	X
	Establishments with 1,000 employees or more	—	X	X	X
4453	Beer, wine, and liquor stores				
	All establishments	52	363	1 604	7 444
	Establishments with 1 to 4 employees	25	X	X	X
	Establishments with 5 to 9 employees	15	X	X	X
	Establishments with 10 to 19 employees	8	X	X	X
	Establishments with 20 to 49 employees	4	X	X	X
	Establishments with 50 to 99 employees	—	X	X	X
	Establishments with 100 to 249 employees	—	X	X	X
	Establishments with 250 to 499 employees	—	X	X	X
	Establishments with 500 to 999 employees	—	X	X	X
	Establishments with 1,000 employees or more	—	X	X	X
44531	Beer, wine, and liquor stores				
	All establishments	52	363	1 604	7 444
	Establishments with 1 to 4 employees	25	X	X	X
	Establishments with 5 to 9 employees	15	X	X	X
	Establishments with 10 to 19 employees	8	X	X	X
	Establishments with 20 to 49 employees	4	X	X	X
	Establishments with 50 to 99 employees	—	X	X	X
	Establishments with 100 to 249 employees	—	X	X	X
	Establishments with 250 to 499 employees	—	X	X	X
	Establishments with 500 to 999 employees	—	X	X	X
	Establishments with 1,000 employees or more	—	X	X	X
445310	Beer, wine, and liquor stores				
	All establishments	52	363	1 604	7 444
	Establishments with 1 to 4 employees	25	X	X	X
	Establishments with 5 to 9 employees	15	X	X	X
	Establishments with 10 to 19 employees	8	X	X	X
	Establishments with 20 to 49 employees	4	X	X	X
	Establishments with 50 to 99 employees	—	X	X	X
	Establishments with 100 to 249 employees	—	X	X	X
	Establishments with 250 to 499 employees	—	X	X	X
	Establishments with 500 to 999 employees	—	X	X	X
	Establishments with 1,000 employees or more	—	X	X	X
446	Health and personal care stores				
	All establishments	91	1 411	6 467	26 642
	Establishments with 1 to 4 employees	37	X	X	X
	Establishments with 5 to 9 employees	17	X	X	X
	Establishments with 10 to 19 employees	10	X	X	X
	Establishments with 20 to 49 employees	23	X	X	X
	Establishments with 50 to 99 employees	4	X	X	X
	Establishments with 100 to 249 employees	—	X	X	X
	Establishments with 250 to 499 employees	—	X	X	X
	Establishments with 500 to 999 employees	—	X	X	X
	Establishments with 1,000 employees or more	—	X	X	X
4461	Health and personal care stores				
	All establishments	91	1 411	6 467	26 642
	Establishments with 1 to 4 employees	37	X	X	X
	Establishments with 5 to 9 employees	17	X	X	X
	Establishments with 10 to 19 employees	10	X	X	X
	Establishments with 20 to 49 employees	23	X	X	X
	Establishments with 50 to 99 employees	4	X	X	X
	Establishments with 100 to 249 employees	—	X	X	X
	Establishments with 250 to 499 employees	—	X	X	X
	Establishments with 500 to 999 employees	—	X	X	X
	Establishments with 1,000 employees or more	—	X	X	X

See footnotes at end of table.

Table 5. Establishments, Employees, and Payroll by Industry and Employment Size of Establishments by County: 2004—Con.

[Excludes most government employees, railroad employees, and self-employed persons. Size class 1 to 4 employees includes establishments having payroll, but no employees, during mid-March pay period. For meaning of abbreviations and symbols, see introductory text. For explanation of terms, see Appendix A. For statement on reliability, see the note at the end of the table and Appendix C]

NAICS code	Geography, kind of business, and employment size class	Establishments (number)	Paid employees for pay period including March 12 (number)	First-quarter payroll (\$1,000)	Annual payroll (\$1,000)
44-45	ATLANTIC—Con.				
	Retail trade—Con.				
446	Health and personal care stores—Con.				
4461	Health and personal care stores—Con.				
44611	Pharmacies and drug stores				
	All establishments	42	1 117	5 217	21 758
	Establishments with 1 to 4 employees	6	X	X	X
	Establishments with 5 to 9 employees	5	X	X	X
	Establishments with 10 to 19 employees	6	X	X	X
	Establishments with 20 to 49 employees	21	X	X	X
	Establishments with 50 to 99 employees	4	X	X	X
	Establishments with 100 to 249 employees	—	X	X	X
	Establishments with 250 to 499 employees	—	X	X	X
	Establishments with 500 to 999 employees	—	X	X	X
	Establishments with 1,000 employees or more	—	X	X	X
446110	Pharmacies and drug stores				
	All establishments	42	1 117	5 217	21 758
	Establishments with 1 to 4 employees	6	X	X	X
	Establishments with 5 to 9 employees	5	X	X	X
	Establishments with 10 to 19 employees	6	X	X	X
	Establishments with 20 to 49 employees	21	X	X	X
	Establishments with 50 to 99 employees	4	X	X	X
	Establishments with 100 to 249 employees	—	X	X	X
	Establishments with 250 to 499 employees	—	X	X	X
	Establishments with 500 to 999 employees	—	X	X	X
	Establishments with 1,000 employees or more	—	X	X	X
44612	Cosmetics, beauty supplies, and perfume stores				
	All establishments	11	c	D	D
	Establishments with 1 to 4 employees	6	X	X	X
	Establishments with 5 to 9 employees	2	X	X	X
	Establishments with 10 to 19 employees	2	X	X	X
	Establishments with 20 to 49 employees	1	X	X	X
	Establishments with 50 to 99 employees	—	X	X	X
	Establishments with 100 to 249 employees	—	X	X	X
	Establishments with 250 to 499 employees	—	X	X	X
	Establishments with 500 to 999 employees	—	X	X	X
	Establishments with 1,000 employees or more	—	X	X	X
446120	Cosmetics, beauty supplies, and perfume stores				
	All establishments	11	c	D	D
	Establishments with 1 to 4 employees	6	X	X	X
	Establishments with 5 to 9 employees	2	X	X	X
	Establishments with 10 to 19 employees	2	X	X	X
	Establishments with 20 to 49 employees	1	X	X	X
	Establishments with 50 to 99 employees	—	X	X	X
	Establishments with 100 to 249 employees	—	X	X	X
	Establishments with 250 to 499 employees	—	X	X	X
	Establishments with 500 to 999 employees	—	X	X	X
	Establishments with 1,000 employees or more	—	X	X	X
44619	Other health and personal care stores				
	All establishments	22	c	D	D
	Establishments with 1 to 4 employees	13	X	X	X
	Establishments with 5 to 9 employees	7	X	X	X
	Establishments with 10 to 19 employees	2	X	X	X
	Establishments with 20 to 49 employees	—	X	X	X
	Establishments with 50 to 99 employees	—	X	X	X
	Establishments with 100 to 249 employees	—	X	X	X
	Establishments with 250 to 499 employees	—	X	X	X
	Establishments with 500 to 999 employees	—	X	X	X
	Establishments with 1,000 employees or more	—	X	X	X
447	Gasoline stations				
	All establishments	80	816	2 923	12 332
	Establishments with 1 to 4 employees	43	X	X	X
	Establishments with 5 to 9 employees	9	X	X	X
	Establishments with 10 to 19 employees	13	X	X	X
	Establishments with 20 to 49 employees	15	X	X	X
	Establishments with 50 to 99 employees	—	X	X	X
	Establishments with 100 to 249 employees	—	X	X	X
	Establishments with 250 to 499 employees	—	X	X	X
	Establishments with 500 to 999 employees	—	X	X	X
	Establishments with 1,000 employees or more	—	X	X	X
4471	Gasoline stations				
	All establishments	80	816	2 923	12 332
	Establishments with 1 to 4 employees	43	X	X	X
	Establishments with 5 to 9 employees	9	X	X	X
	Establishments with 10 to 19 employees	13	X	X	X
	Establishments with 20 to 49 employees	15	X	X	X
	Establishments with 50 to 99 employees	—	X	X	X
	Establishments with 100 to 249 employees	—	X	X	X
	Establishments with 250 to 499 employees	—	X	X	X
	Establishments with 500 to 999 employees	—	X	X	X
	Establishments with 1,000 employees or more	—	X	X	X

See footnotes at end of table.

Table 5. Establishments, Employees, and Payroll by Industry and Employment Size of Establishments by County: 2004—Con.

[Excludes most government employees, railroad employees, and self-employed persons. Size class 1 to 4 employees includes establishments having payroll, but no employees, during mid-March pay period. For meaning of abbreviations and symbols, see introductory text. For explanation of terms, see Appendix A. For statement on reliability, see the note at the end of the table and Appendix C]

NAICS code	Geography, kind of business, and employment size class	Establishments (number)	Paid employees for pay period including March 12 (number)	First-quarter payroll (\$1,000)	Annual payroll (\$1,000)
	ATLANTIC—Con.				
44-45	Retail trade—Con.				
447	Gasoline stations—Con.				
4471	Gasoline stations—Con.				
44711	Gasoline stations with convenience stores				
	All establishments	24	488	1 617	6 928
	Establishments with 1 to 4 employees	5	X	X	X
	Establishments with 5 to 9 employees	2	X	X	X
	Establishments with 10 to 19 employees	7	X	X	X
	Establishments with 20 to 49 employees	10	X	X	X
	Establishments with 50 to 99 employees	—	X	X	X
	Establishments with 100 to 249 employees	—	X	X	X
	Establishments with 250 to 499 employees	—	X	X	X
	Establishments with 500 to 999 employees	—	X	X	X
	Establishments with 1,000 employees or more	—	X	X	X
447110	Gasoline stations with convenience stores				
	All establishments	24	488	1 617	6 928
	Establishments with 1 to 4 employees	5	X	X	X
	Establishments with 5 to 9 employees	2	X	X	X
	Establishments with 10 to 19 employees	7	X	X	X
	Establishments with 20 to 49 employees	10	X	X	X
	Establishments with 50 to 99 employees	—	X	X	X
	Establishments with 100 to 249 employees	—	X	X	X
	Establishments with 250 to 499 employees	—	X	X	X
	Establishments with 500 to 999 employees	—	X	X	X
	Establishments with 1,000 employees or more	—	X	X	X
44719	Other gasoline stations				
	All establishments	56	328	1 306	5 404
	Establishments with 1 to 4 employees	38	X	X	X
	Establishments with 5 to 9 employees	7	X	X	X
	Establishments with 10 to 19 employees	6	X	X	X
	Establishments with 20 to 49 employees	5	X	X	X
	Establishments with 50 to 99 employees	—	X	X	X
	Establishments with 100 to 249 employees	—	X	X	X
	Establishments with 250 to 499 employees	—	X	X	X
	Establishments with 500 to 999 employees	—	X	X	X
	Establishments with 1,000 employees or more	—	X	X	X
447190	Other gasoline stations				
	All establishments	56	328	1 306	5 404
	Establishments with 1 to 4 employees	38	X	X	X
	Establishments with 5 to 9 employees	7	X	X	X
	Establishments with 10 to 19 employees	6	X	X	X
	Establishments with 20 to 49 employees	5	X	X	X
	Establishments with 50 to 99 employees	—	X	X	X
	Establishments with 100 to 249 employees	—	X	X	X
	Establishments with 250 to 499 employees	—	X	X	X
	Establishments with 500 to 999 employees	—	X	X	X
	Establishments with 1,000 employees or more	—	X	X	X
448	Clothing and clothing accessories stores				
	All establishments	267	2 287	7 855	34 592
	Establishments with 1 to 4 employees	125	X	X	X
	Establishments with 5 to 9 employees	71	X	X	X
	Establishments with 10 to 19 employees	46	X	X	X
	Establishments with 20 to 49 employees	20	X	X	X
	Establishments with 50 to 99 employees	5	X	X	X
	Establishments with 100 to 249 employees	—	X	X	X
	Establishments with 250 to 499 employees	—	X	X	X
	Establishments with 500 to 999 employees	—	X	X	X
	Establishments with 1,000 employees or more	—	X	X	X
4481	Clothing stores				
	All establishments	165	1 728	5 153	22 326
	Establishments with 1 to 4 employees	72	X	X	X
	Establishments with 5 to 9 employees	39	X	X	X
	Establishments with 10 to 19 employees	31	X	X	X
	Establishments with 20 to 49 employees	18	X	X	X
	Establishments with 50 to 99 employees	5	X	X	X
	Establishments with 100 to 249 employees	—	X	X	X
	Establishments with 250 to 499 employees	—	X	X	X
	Establishments with 500 to 999 employees	—	X	X	X
	Establishments with 1,000 employees or more	—	X	X	X
44811	Men's clothing stores				
	All establishments	19	135	652	2 819
	Establishments with 1 to 4 employees	8	X	X	X
	Establishments with 5 to 9 employees	5	X	X	X
	Establishments with 10 to 19 employees	5	X	X	X
	Establishments with 20 to 49 employees	1	X	X	X
	Establishments with 50 to 99 employees	—	X	X	X
	Establishments with 100 to 249 employees	—	X	X	X
	Establishments with 250 to 499 employees	—	X	X	X
	Establishments with 500 to 999 employees	—	X	X	X
	Establishments with 1,000 employees or more	—	X	X	X

See footnotes at end of table.

Table 5. Establishments, Employees, and Payroll by Industry and Employment Size of Establishments by County: 2004—Con.

[Excludes most government employees, railroad employees, and self-employed persons. Size class 1 to 4 employees includes establishments having payroll, but no employees, during mid-March pay period. For meaning of abbreviations and symbols, see introductory text. For explanation of terms, see Appendix A. For statement on reliability, see the note at the end of the table and Appendix C]

NAICS code	Geography, kind of business, and employment size class	Establishments (number)	Paid employees for pay period including March 12 (number)	First-quarter payroll (\$1,000)	Annual payroll (\$1,000)
	ATLANTIC—Con.				
44-45	Retail trade—Con.				
448	Clothing and clothing accessories stores—Con.				
4481	Clothing stores—Con.				
44811	Men's clothing stores—Con.				
448110	Men's clothing stores				
	All establishments	19	135	652	2 819
	Establishments with 1 to 4 employees	8	X	X	X
	Establishments with 5 to 9 employees	5	X	X	X
	Establishments with 10 to 19 employees	5	X	X	X
	Establishments with 20 to 49 employees	1	X	X	X
	Establishments with 50 to 99 employees	—	X	X	X
	Establishments with 100 to 249 employees	—	X	X	X
	Establishments with 250 to 499 employees	—	X	X	X
	Establishments with 500 to 999 employees	—	X	X	X
	Establishments with 1,000 employees or more	—	X	X	X
44812	Women's clothing stores				
	All establishments	73	734	1 809	8 577
	Establishments with 1 to 4 employees	33	X	X	X
	Establishments with 5 to 9 employees	16	X	X	X
	Establishments with 10 to 19 employees	12	X	X	X
	Establishments with 20 to 49 employees	11	X	X	X
	Establishments with 50 to 99 employees	1	X	X	X
	Establishments with 100 to 249 employees	—	X	X	X
	Establishments with 250 to 499 employees	—	X	X	X
	Establishments with 500 to 999 employees	—	X	X	X
	Establishments with 1,000 employees or more	—	X	X	X
448120	Women's clothing stores				
	All establishments	73	734	1 809	8 577
	Establishments with 1 to 4 employees	33	X	X	X
	Establishments with 5 to 9 employees	16	X	X	X
	Establishments with 10 to 19 employees	12	X	X	X
	Establishments with 20 to 49 employees	11	X	X	X
	Establishments with 50 to 99 employees	1	X	X	X
	Establishments with 100 to 249 employees	—	X	X	X
	Establishments with 250 to 499 employees	—	X	X	X
	Establishments with 500 to 999 employees	—	X	X	X
	Establishments with 1,000 employees or more	—	X	X	X
44813	Children's and infants' clothing stores				
	All establishments	10	106	375	1 497
	Establishments with 1 to 4 employees	4	X	X	X
	Establishments with 5 to 9 employees	3	X	X	X
	Establishments with 10 to 19 employees	2	X	X	X
	Establishments with 20 to 49 employees	1	X	X	X
	Establishments with 50 to 99 employees	—	X	X	X
	Establishments with 100 to 249 employees	—	X	X	X
	Establishments with 250 to 499 employees	—	X	X	X
	Establishments with 500 to 999 employees	—	X	X	X
	Establishments with 1,000 employees or more	—	X	X	X
448130	Children's and infants' clothing stores				
	All establishments	10	106	375	1 497
	Establishments with 1 to 4 employees	4	X	X	X
	Establishments with 5 to 9 employees	3	X	X	X
	Establishments with 10 to 19 employees	2	X	X	X
	Establishments with 20 to 49 employees	1	X	X	X
	Establishments with 50 to 99 employees	—	X	X	X
	Establishments with 100 to 249 employees	—	X	X	X
	Establishments with 250 to 499 employees	—	X	X	X
	Establishments with 500 to 999 employees	—	X	X	X
	Establishments with 1,000 employees or more	—	X	X	X
44814	Family clothing stores				
	All establishments	26	520	1 554	6 439
	Establishments with 1 to 4 employees	7	X	X	X
	Establishments with 5 to 9 employees	3	X	X	X
	Establishments with 10 to 19 employees	9	X	X	X
	Establishments with 20 to 49 employees	4	X	X	X
	Establishments with 50 to 99 employees	3	X	X	X
	Establishments with 100 to 249 employees	—	X	X	X
	Establishments with 250 to 499 employees	—	X	X	X
	Establishments with 500 to 999 employees	—	X	X	X
	Establishments with 1,000 employees or more	—	X	X	X
448140	Family clothing stores				
	All establishments	26	520	1 554	6 439
	Establishments with 1 to 4 employees	7	X	X	X
	Establishments with 5 to 9 employees	3	X	X	X
	Establishments with 10 to 19 employees	9	X	X	X
	Establishments with 20 to 49 employees	4	X	X	X
	Establishments with 50 to 99 employees	3	X	X	X
	Establishments with 100 to 249 employees	—	X	X	X
	Establishments with 250 to 499 employees	—	X	X	X
	Establishments with 500 to 999 employees	—	X	X	X
	Establishments with 1,000 employees or more	—	X	X	X

See footnotes at end of table.

Table 5. Establishments, Employees, and Payroll by Industry and Employment Size of Establishments by County: 2004—Con.

[Excludes most government employees, railroad employees, and self-employed persons. Size class 1 to 4 employees includes establishments having payroll, but no employees, during mid-March pay period. For meaning of abbreviations and symbols, see introductory text. For explanation of terms, see Appendix A. For statement on reliability, see the note at the end of the table and Appendix C]

NAICS code	Geography, kind of business, and employment size class	Establishments (number)	Paid employees for pay period including March 12 (number)	First-quarter payroll (\$1,000)	Annual payroll (\$1,000)
	ATLANTIC—Con.				
44-45	Retail trade—Con.				
448	Clothing and clothing accessories stores—Con.				
4481	Clothing stores—Con.				
44814	Family clothing stores—Con.				
448140	Family clothing stores—Con.				
	All establishments—Con.				
	Establishments with 1,000 employees or more	—	X	X	X
44819	Other clothing stores				
	All establishments	17	148	522	1 962
	Establishments with 1 to 4 employees	8	X	X	X
	Establishments with 5 to 9 employees	6	X	X	X
	Establishments with 10 to 19 employees	1	X	X	X
	Establishments with 20 to 49 employees	1	X	X	X
	Establishments with 50 to 99 employees	1	X	X	X
	Establishments with 100 to 249 employees	—	X	X	X
	Establishments with 250 to 499 employees	—	X	X	X
	Establishments with 500 to 999 employees	—	X	X	X
	Establishments with 1,000 employees or more	—	X	X	X
448190	Other clothing stores				
	All establishments	17	148	522	1 962
	Establishments with 1 to 4 employees	8	X	X	X
	Establishments with 5 to 9 employees	6	X	X	X
	Establishments with 10 to 19 employees	1	X	X	X
	Establishments with 20 to 49 employees	1	X	X	X
	Establishments with 50 to 99 employees	1	X	X	X
	Establishments with 100 to 249 employees	—	X	X	X
	Establishments with 250 to 499 employees	—	X	X	X
	Establishments with 500 to 999 employees	—	X	X	X
	Establishments with 1,000 employees or more	—	X	X	X
4482	Shoe stores				
	All establishments	48	308	1 136	5 302
	Establishments with 1 to 4 employees	17	X	X	X
	Establishments with 5 to 9 employees	22	X	X	X
	Establishments with 10 to 19 employees	7	X	X	X
	Establishments with 20 to 49 employees	2	X	X	X
	Establishments with 50 to 99 employees	—	X	X	X
	Establishments with 100 to 249 employees	—	X	X	X
	Establishments with 250 to 499 employees	—	X	X	X
	Establishments with 500 to 999 employees	—	X	X	X
	Establishments with 1,000 employees or more	—	X	X	X
44821	Shoe stores				
	All establishments	48	308	1 136	5 302
	Establishments with 1 to 4 employees	17	X	X	X
	Establishments with 5 to 9 employees	22	X	X	X
	Establishments with 10 to 19 employees	7	X	X	X
	Establishments with 20 to 49 employees	2	X	X	X
	Establishments with 50 to 99 employees	—	X	X	X
	Establishments with 100 to 249 employees	—	X	X	X
	Establishments with 250 to 499 employees	—	X	X	X
	Establishments with 500 to 999 employees	—	X	X	X
	Establishments with 1,000 employees or more	—	X	X	X
448210	Shoe stores				
	All establishments	48	308	1 136	5 302
	Establishments with 1 to 4 employees	17	X	X	X
	Establishments with 5 to 9 employees	22	X	X	X
	Establishments with 10 to 19 employees	7	X	X	X
	Establishments with 20 to 49 employees	2	X	X	X
	Establishments with 50 to 99 employees	—	X	X	X
	Establishments with 100 to 249 employees	—	X	X	X
	Establishments with 250 to 499 employees	—	X	X	X
	Establishments with 500 to 999 employees	—	X	X	X
	Establishments with 1,000 employees or more	—	X	X	X
4483	Jewelry, luggage, and leather goods stores				
	All establishments	54	251	1 566	6 964
	Establishments with 1 to 4 employees	36	X	X	X
	Establishments with 5 to 9 employees	10	X	X	X
	Establishments with 10 to 19 employees	8	X	X	X
	Establishments with 20 to 49 employees	—	X	X	X
	Establishments with 50 to 99 employees	—	X	X	X
	Establishments with 100 to 249 employees	—	X	X	X
	Establishments with 250 to 499 employees	—	X	X	X
	Establishments with 500 to 999 employees	—	X	X	X
	Establishments with 1,000 employees or more	—	X	X	X

See footnotes at end of table.

Table 5. Establishments, Employees, and Payroll by Industry and Employment Size of Establishments by County: 2004—Con.

[Excludes most government employees, railroad employees, and self-employed persons. Size class 1 to 4 employees includes establishments having payroll, but no employees, during mid-March pay period. For meaning of abbreviations and symbols, see introductory text. For explanation of terms, see Appendix A. For statement on reliability, see the note at the end of the table and Appendix C]

NAICS code	Geography, kind of business, and employment size class	Establishments (number)	Paid employees for pay period including March 12 (number)	First-quarter payroll (\$1,000)	Annual payroll (\$1,000)
	ATLANTIC—Con.				
44-45	Retail trade—Con.				
448	Clothing and clothing accessories stores—Con.				
4483	Jewelry, luggage, and leather goods stores—Con.				
44831	Jewelry stores				
	All establishments	53	c	D	D
	Establishments with 1 to 4 employees	35	X	X	X
	Establishments with 5 to 9 employees	10	X	X	X
	Establishments with 10 to 19 employees	8	X	X	X
	Establishments with 20 to 49 employees	—	X	X	X
	Establishments with 50 to 99 employees	—	X	X	X
	Establishments with 100 to 249 employees	—	X	X	X
	Establishments with 250 to 499 employees	—	X	X	X
	Establishments with 500 to 999 employees	—	X	X	X
	Establishments with 1,000 employees or more	—	X	X	X
448310	Jewelry stores				
	All establishments	53	c	D	D
	Establishments with 1 to 4 employees	35	X	X	X
	Establishments with 5 to 9 employees	10	X	X	X
	Establishments with 10 to 19 employees	8	X	X	X
	Establishments with 20 to 49 employees	—	X	X	X
	Establishments with 50 to 99 employees	—	X	X	X
	Establishments with 100 to 249 employees	—	X	X	X
	Establishments with 250 to 499 employees	—	X	X	X
	Establishments with 500 to 999 employees	—	X	X	X
	Establishments with 1,000 employees or more	—	X	X	X
451	Sporting goods, hobby, book, and music stores				
	All establishments	55	562	1 933	8 664
	Establishments with 1 to 4 employees	29	X	X	X
	Establishments with 5 to 9 employees	13	X	X	X
	Establishments with 10 to 19 employees	5	X	X	X
	Establishments with 20 to 49 employees	6	X	X	X
	Establishments with 50 to 99 employees	2	X	X	X
	Establishments with 100 to 249 employees	—	X	X	X
	Establishments with 250 to 499 employees	—	X	X	X
	Establishments with 500 to 999 employees	—	X	X	X
	Establishments with 1,000 employees or more	—	X	X	X
4511	Sporting goods, hobby, and musical instrument stores				
	All establishments	32	372	1 391	6 265
	Establishments with 1 to 4 employees	18	X	X	X
	Establishments with 5 to 9 employees	6	X	X	X
	Establishments with 10 to 19 employees	2	X	X	X
	Establishments with 20 to 49 employees	4	X	X	X
	Establishments with 50 to 99 employees	2	X	X	X
	Establishments with 100 to 249 employees	—	X	X	X
	Establishments with 250 to 499 employees	—	X	X	X
	Establishments with 500 to 999 employees	—	X	X	X
	Establishments with 1,000 employees or more	—	X	X	X
45112	Hobby, toy, and game stores				
	All establishments	10	230	771	3 514
	Establishments with 1 to 4 employees	4	X	X	X
	Establishments with 5 to 9 employees	2	X	X	X
	Establishments with 10 to 19 employees	—	X	X	X
	Establishments with 20 to 49 employees	3	X	X	X
	Establishments with 50 to 99 employees	1	X	X	X
	Establishments with 100 to 249 employees	—	X	X	X
	Establishments with 250 to 499 employees	—	X	X	X
	Establishments with 500 to 999 employees	—	X	X	X
	Establishments with 1,000 employees or more	—	X	X	X
451120	Hobby, toy, and game stores				
	All establishments	10	230	771	3 514
	Establishments with 1 to 4 employees	4	X	X	X
	Establishments with 5 to 9 employees	2	X	X	X
	Establishments with 10 to 19 employees	—	X	X	X
	Establishments with 20 to 49 employees	3	X	X	X
	Establishments with 50 to 99 employees	1	X	X	X
	Establishments with 100 to 249 employees	—	X	X	X
	Establishments with 250 to 499 employees	—	X	X	X
	Establishments with 500 to 999 employees	—	X	X	X
	Establishments with 1,000 employees or more	—	X	X	X
4512	Book, periodical, and music stores				
	All establishments	23	190	542	2 399
	Establishments with 1 to 4 employees	11	X	X	X
	Establishments with 5 to 9 employees	7	X	X	X
	Establishments with 10 to 19 employees	3	X	X	X
	Establishments with 20 to 49 employees	2	X	X	X
	Establishments with 50 to 99 employees	—	X	X	X
	Establishments with 100 to 249 employees	—	X	X	X
	Establishments with 250 to 499 employees	—	X	X	X
	Establishments with 500 to 999 employees	—	X	X	X
	Establishments with 1,000 employees or more	—	X	X	X

See footnotes at end of table.

Table 5. Establishments, Employees, and Payroll by Industry and Employment Size of Establishments by County: 2004—Con.

[Excludes most government employees, railroad employees, and self-employed persons. Size class 1 to 4 employees includes establishments having payroll, but no employees, during mid-March pay period. For meaning of abbreviations and symbols, see introductory text. For explanation of terms, see Appendix A. For statement on reliability, see the note at the end of the table and Appendix C]

NAICS code	Geography, kind of business, and employment size class	Establishments (number)	Paid employees for pay period including March 12 (number)	First-quarter payroll (\$1,000)	Annual payroll (\$1,000)
44-45	ATLANTIC—Con.				
	Retail trade—Con.				
451	Sporting goods, hobby, book, and music stores—Con.				
4512	Book, periodical, and music stores—Con.				
45121	Book stores and news dealers				
	All establishments	16	120	405	1 930
	Establishments with 1 to 4 employees	9	X	X	X
	Establishments with 5 to 9 employees	4	X	X	X
	Establishments with 10 to 19 employees	2	X	X	X
	Establishments with 20 to 49 employees	1	X	X	X
	Establishments with 50 to 99 employees	—	X	X	X
	Establishments with 100 to 249 employees	—	X	X	X
	Establishments with 250 to 499 employees	—	X	X	X
	Establishments with 500 to 999 employees	—	X	X	X
	Establishments with 1,000 employees or more	—	X	X	X
451211	Book stores				
	All establishments	12	105	350	1 692
	Establishments with 1 to 4 employees	6	X	X	X
	Establishments with 5 to 9 employees	3	X	X	X
	Establishments with 10 to 19 employees	2	X	X	X
	Establishments with 20 to 49 employees	1	X	X	X
	Establishments with 50 to 99 employees	—	X	X	X
	Establishments with 100 to 249 employees	—	X	X	X
	Establishments with 250 to 499 employees	—	X	X	X
	Establishments with 500 to 999 employees	—	X	X	X
	Establishments with 1,000 employees or more	—	X	X	X
452	General merchandise stores				
	All establishments	49	2 546	10 294	45 045
	Establishments with 1 to 4 employees	16	X	X	X
	Establishments with 5 to 9 employees	12	X	X	X
	Establishments with 10 to 19 employees	4	X	X	X
	Establishments with 20 to 49 employees	4	X	X	X
	Establishments with 50 to 99 employees	3	X	X	X
	Establishments with 100 to 249 employees	7	X	X	X
	Establishments with 250 to 499 employees	3	X	X	X
	Establishments with 500 to 999 employees	—	X	X	X
	Establishments with 1,000 employees or more	—	X	X	X
4521	Department stores				
	All establishments	13	1 944	7 807	34 418
	Establishments with 1 to 4 employees	2	X	X	X
	Establishments with 5 to 9 employees	—	X	X	X
	Establishments with 10 to 19 employees	—	X	X	X
	Establishments with 20 to 49 employees	1	X	X	X
	Establishments with 50 to 99 employees	2	X	X	X
	Establishments with 100 to 249 employees	5	X	X	X
	Establishments with 250 to 499 employees	3	X	X	X
	Establishments with 500 to 999 employees	—	X	X	X
	Establishments with 1,000 employees or more	—	X	X	X
45211	Department stores				
	All establishments	13	1 944	7 807	34 418
	Establishments with 1 to 4 employees	2	X	X	X
	Establishments with 5 to 9 employees	—	X	X	X
	Establishments with 10 to 19 employees	—	X	X	X
	Establishments with 20 to 49 employees	1	X	X	X
	Establishments with 50 to 99 employees	2	X	X	X
	Establishments with 100 to 249 employees	5	X	X	X
	Establishments with 250 to 499 employees	3	X	X	X
	Establishments with 500 to 999 employees	—	X	X	X
	Establishments with 1,000 employees or more	—	X	X	X
452111	Department stores (except discount department stores)				
	All establishments	4	860	3 764	16 696
	Establishments with 1 to 4 employees	—	X	X	X
	Establishments with 5 to 9 employees	—	X	X	X
	Establishments with 10 to 19 employees	—	X	X	X
	Establishments with 20 to 49 employees	—	X	X	X
	Establishments with 50 to 99 employees	—	X	X	X
	Establishments with 100 to 249 employees	3	X	X	X
	Establishments with 250 to 499 employees	1	X	X	X
	Establishments with 500 to 999 employees	—	X	X	X
	Establishments with 1,000 employees or more	—	X	X	X
452112	Discount department stores				
	All establishments	9	1 084	4 043	17 722
	Establishments with 1 to 4 employees	2	X	X	X
	Establishments with 5 to 9 employees	—	X	X	X
	Establishments with 10 to 19 employees	—	X	X	X
	Establishments with 20 to 49 employees	1	X	X	X
	Establishments with 50 to 99 employees	2	X	X	X
	Establishments with 100 to 249 employees	2	X	X	X
	Establishments with 250 to 499 employees	2	X	X	X
	Establishments with 500 to 999 employees	—	X	X	X
	Establishments with 1,000 employees or more	—	X	X	X

See footnotes at end of table.

Table 5. Establishments, Employees, and Payroll by Industry and Employment Size of Establishments by County: 2004—Con.

[Excludes most government employees, railroad employees, and self-employed persons. Size class 1 to 4 employees includes establishments having payroll, but no employees, during mid-March pay period. For meaning of abbreviations and symbols, see introductory text. For explanation of terms, see Appendix A. For statement on reliability, see the note at the end of the table and Appendix C]

NAICS code	Geography, kind of business, and employment size class	Establishments (number)	Paid employees for pay period including March 12 (number)	First-quarter payroll (\$1,000)	Annual payroll (\$1,000)
	ATLANTIC—Con.				
44-45	Retail trade—Con.				
452	General merchandise stores—Con.				
4529	Other general merchandise stores				
	All establishments	36	602	2 487	10 627
	Establishments with 1 to 4 employees	14	X	X	X
	Establishments with 5 to 9 employees	12	X	X	X
	Establishments with 10 to 19 employees	4	X	X	X
	Establishments with 20 to 49 employees	3	X	X	X
	Establishments with 50 to 99 employees	1	X	X	X
	Establishments with 100 to 249 employees	2	X	X	X
	Establishments with 250 to 499 employees	—	X	X	X
	Establishments with 500 to 999 employees	—	X	X	X
	Establishments with 1,000 employees or more	—	X	X	X
45291	Warehouse clubs and supercenters				
	All establishments	2	e	D	D
	Establishments with 1 to 4 employees	—	X	X	X
	Establishments with 5 to 9 employees	—	X	X	X
	Establishments with 10 to 19 employees	—	X	X	X
	Establishments with 20 to 49 employees	—	X	X	X
	Establishments with 50 to 99 employees	1	X	X	X
	Establishments with 100 to 249 employees	1	X	X	X
	Establishments with 250 to 499 employees	—	X	X	X
	Establishments with 500 to 999 employees	—	X	X	X
	Establishments with 1,000 employees or more	—	X	X	X
452910	Warehouse clubs and supercenters				
	All establishments	2	e	D	D
	Establishments with 1 to 4 employees	—	X	X	X
	Establishments with 5 to 9 employees	—	X	X	X
	Establishments with 10 to 19 employees	—	X	X	X
	Establishments with 20 to 49 employees	—	X	X	X
	Establishments with 50 to 99 employees	1	X	X	X
	Establishments with 100 to 249 employees	1	X	X	X
	Establishments with 250 to 499 employees	—	X	X	X
	Establishments with 500 to 999 employees	—	X	X	X
	Establishments with 1,000 employees or more	—	X	X	X
45299	All other general merchandise stores				
	All establishments	34	e	D	D
	Establishments with 1 to 4 employees	14	X	X	X
	Establishments with 5 to 9 employees	12	X	X	X
	Establishments with 10 to 19 employees	4	X	X	X
	Establishments with 20 to 49 employees	3	X	X	X
	Establishments with 50 to 99 employees	—	X	X	X
	Establishments with 100 to 249 employees	1	X	X	X
	Establishments with 250 to 499 employees	—	X	X	X
	Establishments with 500 to 999 employees	—	X	X	X
	Establishments with 1,000 employees or more	—	X	X	X
452990	All other general merchandise stores				
	All establishments	34	e	D	D
	Establishments with 1 to 4 employees	14	X	X	X
	Establishments with 5 to 9 employees	12	X	X	X
	Establishments with 10 to 19 employees	4	X	X	X
	Establishments with 20 to 49 employees	3	X	X	X
	Establishments with 50 to 99 employees	—	X	X	X
	Establishments with 100 to 249 employees	1	X	X	X
	Establishments with 250 to 499 employees	—	X	X	X
	Establishments with 500 to 999 employees	—	X	X	X
	Establishments with 1,000 employees or more	—	X	X	X
453	Miscellaneous store retailers				
	All establishments	128	829	2 868	14 489
	Establishments with 1 to 4 employees	69	X	X	X
	Establishments with 5 to 9 employees	35	X	X	X
	Establishments with 10 to 19 employees	17	X	X	X
	Establishments with 20 to 49 employees	6	X	X	X
	Establishments with 50 to 99 employees	1	X	X	X
	Establishments with 100 to 249 employees	—	X	X	X
	Establishments with 250 to 499 employees	—	X	X	X
	Establishments with 500 to 999 employees	—	X	X	X
	Establishments with 1,000 employees or more	—	X	X	X
4531	Florists				
	All establishments	25	133	454	2 086
	Establishments with 1 to 4 employees	12	X	X	X
	Establishments with 5 to 9 employees	8	X	X	X
	Establishments with 10 to 19 employees	5	X	X	X
	Establishments with 20 to 49 employees	—	X	X	X
	Establishments with 50 to 99 employees	—	X	X	X
	Establishments with 100 to 249 employees	—	X	X	X
	Establishments with 250 to 499 employees	—	X	X	X
	Establishments with 500 to 999 employees	—	X	X	X
	Establishments with 1,000 employees or more	—	X	X	X

See footnotes at end of table.

Table 5. Establishments, Employees, and Payroll by Industry and Employment Size of Establishments by County: 2004—Con.

[Excludes most government employees, railroad employees, and self-employed persons. Size class 1 to 4 employees includes establishments having payroll, but no employees, during mid-March pay period. For meaning of abbreviations and symbols, see introductory text. For explanation of terms, see Appendix A. For statement on reliability, see the note at the end of the table and Appendix C]

NAICS code	Geography, kind of business, and employment size class	Establishments (number)	Paid employees for pay period including March 12 (number)	First-quarter payroll (\$1,000)	Annual payroll (\$1,000)
44-45	ATLANTIC—Con.				
	Retail trade—Con.				
453	Miscellaneous store retailers—Con.				
4531	Florists—Con.				
45311	Florists				
	All establishments	25	133	454	2 086
	Establishments with 1 to 4 employees	12	X	X	X
	Establishments with 5 to 9 employees	8	X	X	X
	Establishments with 10 to 19 employees	5	X	X	X
	Establishments with 20 to 49 employees	—	X	X	X
	Establishments with 50 to 99 employees	—	X	X	X
	Establishments with 100 to 249 employees	—	X	X	X
	Establishments with 250 to 499 employees	—	X	X	X
	Establishments with 500 to 999 employees	—	X	X	X
	Establishments with 1,000 employees or more	—	X	X	X
453110	Florists				
	All establishments	25	133	454	2 086
	Establishments with 1 to 4 employees	12	X	X	X
	Establishments with 5 to 9 employees	8	X	X	X
	Establishments with 10 to 19 employees	5	X	X	X
	Establishments with 20 to 49 employees	—	X	X	X
	Establishments with 50 to 99 employees	—	X	X	X
	Establishments with 100 to 249 employees	—	X	X	X
	Establishments with 250 to 499 employees	—	X	X	X
	Establishments with 500 to 999 employees	—	X	X	X
	Establishments with 1,000 employees or more	—	X	X	X
4532	Office supplies, stationery, and gift stores				
	All establishments	61	459	1 453	7 580
	Establishments with 1 to 4 employees	28	X	X	X
	Establishments with 5 to 9 employees	20	X	X	X
	Establishments with 10 to 19 employees	8	X	X	X
	Establishments with 20 to 49 employees	4	X	X	X
	Establishments with 50 to 99 employees	1	X	X	X
	Establishments with 100 to 249 employees	—	X	X	X
	Establishments with 250 to 499 employees	—	X	X	X
	Establishments with 500 to 999 employees	—	X	X	X
	Establishments with 1,000 employees or more	—	X	X	X
45322	Gift, novelty, and souvenir stores				
	All establishments	56	371	1 103	6 060
	Establishments with 1 to 4 employees	27	X	X	X
	Establishments with 5 to 9 employees	19	X	X	X
	Establishments with 10 to 19 employees	7	X	X	X
	Establishments with 20 to 49 employees	2	X	X	X
	Establishments with 50 to 99 employees	1	X	X	X
	Establishments with 100 to 249 employees	—	X	X	X
	Establishments with 250 to 499 employees	—	X	X	X
	Establishments with 500 to 999 employees	—	X	X	X
	Establishments with 1,000 employees or more	—	X	X	X
453220	Gift, novelty, and souvenir stores				
	All establishments	56	371	1 103	6 060
	Establishments with 1 to 4 employees	27	X	X	X
	Establishments with 5 to 9 employees	19	X	X	X
	Establishments with 10 to 19 employees	7	X	X	X
	Establishments with 20 to 49 employees	2	X	X	X
	Establishments with 50 to 99 employees	1	X	X	X
	Establishments with 100 to 249 employees	—	X	X	X
	Establishments with 250 to 499 employees	—	X	X	X
	Establishments with 500 to 999 employees	—	X	X	X
	Establishments with 1,000 employees or more	—	X	X	X
4539	Other miscellaneous store retailers				
	All establishments	34	155	759	3 857
	Establishments with 1 to 4 employees	24	X	X	X
	Establishments with 5 to 9 employees	7	X	X	X
	Establishments with 10 to 19 employees	2	X	X	X
	Establishments with 20 to 49 employees	1	X	X	X
	Establishments with 50 to 99 employees	—	X	X	X
	Establishments with 100 to 249 employees	—	X	X	X
	Establishments with 250 to 499 employees	—	X	X	X
	Establishments with 500 to 999 employees	—	X	X	X
	Establishments with 1,000 employees or more	—	X	X	X
454	Nonstore retailers				
	All establishments	41	326	2 481	10 691
	Establishments with 1 to 4 employees	24	X	X	X
	Establishments with 5 to 9 employees	6	X	X	X
	Establishments with 10 to 19 employees	7	X	X	X
	Establishments with 20 to 49 employees	4	X	X	X
	Establishments with 50 to 99 employees	—	X	X	X
	Establishments with 100 to 249 employees	—	X	X	X
	Establishments with 250 to 499 employees	—	X	X	X
	Establishments with 500 to 999 employees	—	X	X	X
	Establishments with 1,000 employees or more	—	X	X	X

See footnotes at end of table.

Table 5. Establishments, Employees, and Payroll by Industry and Employment Size of Establishments by County: 2004—Con.

[Excludes most government employees, railroad employees, and self-employed persons. Size class 1 to 4 employees includes establishments having payroll, but no employees, during mid-March pay period. For meaning of abbreviations and symbols, see introductory text. For explanation of terms, see Appendix A. For statement on reliability, see the note at the end of the table and Appendix C]

NAICS code	Geography, kind of business, and employment size class	Establishments (number)	Paid employees for pay period including March 12 (number)	First-quarter payroll (\$1,000)	Annual payroll (\$1,000)
ATLANTIC—Con.					
44-45	Retail trade—Con.				
454	Nonstore retailers—Con.				
4543	Direct selling establishments				
	All establishments	30	234	1 813	7 390
	Establishments with 1 to 4 employees	17	X	X	X
	Establishments with 5 to 9 employees	5	X	X	X
	Establishments with 10 to 19 employees	5	X	X	X
	Establishments with 20 to 49 employees	3	X	X	X
	Establishments with 50 to 99 employees	—	X	X	X
	Establishments with 100 to 249 employees	—	X	X	X
	Establishments with 250 to 499 employees	—	X	X	X
	Establishments with 500 to 999 employees	—	X	X	X
	Establishments with 1,000 employees or more	—	X	X	X
45431	Fuel dealers				
	All establishments	18	161	1 596	6 357
	Establishments with 1 to 4 employees	9	X	X	X
	Establishments with 5 to 9 employees	3	X	X	X
	Establishments with 10 to 19 employees	4	X	X	X
	Establishments with 20 to 49 employees	2	X	X	X
	Establishments with 50 to 99 employees	—	X	X	X
	Establishments with 100 to 249 employees	—	X	X	X
	Establishments with 250 to 499 employees	—	X	X	X
	Establishments with 500 to 999 employees	—	X	X	X
	Establishments with 1,000 employees or more	—	X	X	X
454311	Heating oil dealers				
	All establishments	16	c	D	D
	Establishments with 1 to 4 employees	9	X	X	X
	Establishments with 5 to 9 employees	3	X	X	X
	Establishments with 10 to 19 employees	2	X	X	X
	Establishments with 20 to 49 employees	2	X	X	X
	Establishments with 50 to 99 employees	—	X	X	X
	Establishments with 100 to 249 employees	—	X	X	X
	Establishments with 250 to 499 employees	—	X	X	X
	Establishments with 500 to 999 employees	—	X	X	X
	Establishments with 1,000 employees or more	—	X	X	X
48-49	Transportation and warehousing				
	All establishments	130	1 906	12 175	51 881
	Establishments with 1 to 4 employees	66	X	X	X
	Establishments with 5 to 9 employees	25	X	X	X
	Establishments with 10 to 19 employees	16	X	X	X
	Establishments with 20 to 49 employees	16	X	X	X
	Establishments with 50 to 99 employees	4	X	X	X
	Establishments with 100 to 249 employees	2	X	X	X
	Establishments with 250 to 499 employees	1	X	X	X
	Establishments with 500 to 999 employees	—	X	X	X
	Establishments with 1,000 employees or more	—	X	X	X
481	Air transportation				
	All establishments	4	223	1 966	8 457
	Establishments with 1 to 4 employees	—	X	X	X
	Establishments with 5 to 9 employees	—	X	X	X
	Establishments with 10 to 19 employees	1	X	X	X
	Establishments with 20 to 49 employees	2	X	X	X
	Establishments with 50 to 99 employees	—	X	X	X
	Establishments with 100 to 249 employees	1	X	X	X
	Establishments with 250 to 499 employees	—	X	X	X
	Establishments with 500 to 999 employees	—	X	X	X
	Establishments with 1,000 employees or more	—	X	X	X
4811	Scheduled air transportation				
	All establishments	1	c	D	D
	Establishments with 1 to 4 employees	—	X	X	X
	Establishments with 5 to 9 employees	—	X	X	X
	Establishments with 10 to 19 employees	—	X	X	X
	Establishments with 20 to 49 employees	—	X	X	X
	Establishments with 50 to 99 employees	—	X	X	X
	Establishments with 100 to 249 employees	1	X	X	X
	Establishments with 250 to 499 employees	—	X	X	X
	Establishments with 500 to 999 employees	—	X	X	X
	Establishments with 1,000 employees or more	—	X	X	X
48111	Scheduled air transportation				
	All establishments	1	c	D	D
	Establishments with 1 to 4 employees	—	X	X	X
	Establishments with 5 to 9 employees	—	X	X	X
	Establishments with 10 to 19 employees	—	X	X	X
	Establishments with 20 to 49 employees	—	X	X	X
	Establishments with 50 to 99 employees	—	X	X	X
	Establishments with 100 to 249 employees	1	X	X	X
	Establishments with 250 to 499 employees	—	X	X	X
	Establishments with 500 to 999 employees	—	X	X	X
	Establishments with 1,000 employees or more	—	X	X	X

See footnotes at end of table.

Table 5. Establishments, Employees, and Payroll by Industry and Employment Size of Establishments by County: 2004—Con.

[Excludes most government employees, railroad employees, and self-employed persons. Size class 1 to 4 employees includes establishments having payroll, but no employees, during mid-March pay period. For meaning of abbreviations and symbols, see introductory text. For explanation of terms, see Appendix A. For statement on reliability, see the note at the end of the table and Appendix C]

NAICS code	Geography, kind of business, and employment size class	Establishments (number)	Paid employees for pay period including March 12 (number)	First-quarter payroll (\$1,000)	Annual payroll (\$1,000)
	ATLANTIC—Con.				
48-49	Transportation and warehousing—Con.				
481	Air transportation—Con.				
4811	Scheduled air transportation—Con.				
48111	Scheduled air transportation—Con.				
481111	Scheduled passenger air transportation				
	All establishments	1	c	D	D
	Establishments with 1 to 4 employees	—	X	X	X
	Establishments with 5 to 9 employees	—	X	X	X
	Establishments with 10 to 19 employees	—	X	X	X
	Establishments with 20 to 49 employees	—	X	X	X
	Establishments with 50 to 99 employees	—	X	X	X
	Establishments with 100 to 249 employees	1	X	X	X
	Establishments with 250 to 499 employees	—	X	X	X
	Establishments with 500 to 999 employees	—	X	X	X
	Establishments with 1,000 employees or more	—	X	X	X
484	Truck transportation				
	All establishments	66	433	3 511	16 016
	Establishments with 1 to 4 employees	40	X	X	X
	Establishments with 5 to 9 employees	14	X	X	X
	Establishments with 10 to 19 employees	5	X	X	X
	Establishments with 20 to 49 employees	7	X	X	X
	Establishments with 50 to 99 employees	—	X	X	X
	Establishments with 100 to 249 employees	—	X	X	X
	Establishments with 250 to 499 employees	—	X	X	X
	Establishments with 500 to 999 employees	—	X	X	X
	Establishments with 1,000 employees or more	—	X	X	X
4841	General freight trucking				
	All establishments	23	170	1 889	7 419
	Establishments with 1 to 4 employees	14	X	X	X
	Establishments with 5 to 9 employees	6	X	X	X
	Establishments with 10 to 19 employees	1	X	X	X
	Establishments with 20 to 49 employees	2	X	X	X
	Establishments with 50 to 99 employees	—	X	X	X
	Establishments with 100 to 249 employees	—	X	X	X
	Establishments with 250 to 499 employees	—	X	X	X
	Establishments with 500 to 999 employees	—	X	X	X
	Establishments with 1,000 employees or more	—	X	X	X
48411	General freight trucking, local				
	All establishments	19	154	1 723	6 744
	Establishments with 1 to 4 employees	12	X	X	X
	Establishments with 5 to 9 employees	4	X	X	X
	Establishments with 10 to 19 employees	1	X	X	X
	Establishments with 20 to 49 employees	2	X	X	X
	Establishments with 50 to 99 employees	—	X	X	X
	Establishments with 100 to 249 employees	—	X	X	X
	Establishments with 250 to 499 employees	—	X	X	X
	Establishments with 500 to 999 employees	—	X	X	X
	Establishments with 1,000 employees or more	—	X	X	X
484110	General freight trucking, local				
	All establishments	19	154	1 723	6 744
	Establishments with 1 to 4 employees	12	X	X	X
	Establishments with 5 to 9 employees	4	X	X	X
	Establishments with 10 to 19 employees	1	X	X	X
	Establishments with 20 to 49 employees	2	X	X	X
	Establishments with 50 to 99 employees	—	X	X	X
	Establishments with 100 to 249 employees	—	X	X	X
	Establishments with 250 to 499 employees	—	X	X	X
	Establishments with 500 to 999 employees	—	X	X	X
	Establishments with 1,000 employees or more	—	X	X	X
4842	Specialized freight trucking				
	All establishments	43	263	1 622	8 597
	Establishments with 1 to 4 employees	26	X	X	X
	Establishments with 5 to 9 employees	8	X	X	X
	Establishments with 10 to 19 employees	4	X	X	X
	Establishments with 20 to 49 employees	5	X	X	X
	Establishments with 50 to 99 employees	—	X	X	X
	Establishments with 100 to 249 employees	—	X	X	X
	Establishments with 250 to 499 employees	—	X	X	X
	Establishments with 500 to 999 employees	—	X	X	X
	Establishments with 1,000 employees or more	—	X	X	X
48421	Used household and office goods moving				
	All establishments	10	121	837	4 042
	Establishments with 1 to 4 employees	3	X	X	X
	Establishments with 5 to 9 employees	3	X	X	X
	Establishments with 10 to 19 employees	1	X	X	X
	Establishments with 20 to 49 employees	3	X	X	X
	Establishments with 50 to 99 employees	—	X	X	X
	Establishments with 100 to 249 employees	—	X	X	X
	Establishments with 250 to 499 employees	—	X	X	X
	Establishments with 500 to 999 employees	—	X	X	X
	Establishments with 1,000 employees or more	—	X	X	X

See footnotes at end of table.

Table 5. Establishments, Employees, and Payroll by Industry and Employment Size of Establishments by County: 2004—Con.

[Excludes most government employees, railroad employees, and self-employed persons. Size class 1 to 4 employees includes establishments having payroll, but no employees, during mid-March pay period. For meaning of abbreviations and symbols, see introductory text. For explanation of terms, see Appendix A. For statement on reliability, see the note at the end of the table and Appendix C]

NAICS code	Geography, kind of business, and employment size class	Establishments (number)	Paid employees for pay period including March 12 (number)	First-quarter payroll (\$1,000)	Annual payroll (\$1,000)
	ATLANTIC—Con.				
48-49	Transportation and warehousing—Con.				
484	Truck transportation—Con.				
4842	Specialized freight trucking—Con.				
48421	Used household and office goods moving—Con.				
484210	Used household and office goods moving				
	All establishments	10	121	837	4 042
	Establishments with 1 to 4 employees	3	X	X	X
	Establishments with 5 to 9 employees	3	X	X	X
	Establishments with 10 to 19 employees	1	X	X	X
	Establishments with 20 to 49 employees	3	X	X	X
	Establishments with 50 to 99 employees	—	X	X	X
	Establishments with 100 to 249 employees	—	X	X	X
	Establishments with 250 to 499 employees	—	X	X	X
	Establishments with 500 to 999 employees	—	X	X	X
	Establishments with 1,000 employees or more	—	X	X	X
485	Transit and ground passenger transportation				
	All establishments	25	676	2 567	10 055
	Establishments with 1 to 4 employees	8	X	X	X
	Establishments with 5 to 9 employees	7	X	X	X
	Establishments with 10 to 19 employees	3	X	X	X
	Establishments with 20 to 49 employees	3	X	X	X
	Establishments with 50 to 99 employees	3	X	X	X
	Establishments with 100 to 249 employees	—	X	X	X
	Establishments with 250 to 499 employees	1	X	X	X
	Establishments with 500 to 999 employees	—	X	X	X
	Establishments with 1,000 employees or more	—	X	X	X
4853	Taxi and limousine service				
	All establishments	18	160	417	1 964
	Establishments with 1 to 4 employees	8	X	X	X
	Establishments with 5 to 9 employees	6	X	X	X
	Establishments with 10 to 19 employees	2	X	X	X
	Establishments with 20 to 49 employees	1	X	X	X
	Establishments with 50 to 99 employees	1	X	X	X
	Establishments with 100 to 249 employees	—	X	X	X
	Establishments with 250 to 499 employees	—	X	X	X
	Establishments with 500 to 999 employees	—	X	X	X
	Establishments with 1,000 employees or more	—	X	X	X
48532	Limousine service				
	All establishments	9	115	322	1 529
	Establishments with 1 to 4 employees	4	X	X	X
	Establishments with 5 to 9 employees	2	X	X	X
	Establishments with 10 to 19 employees	1	X	X	X
	Establishments with 20 to 49 employees	1	X	X	X
	Establishments with 50 to 99 employees	1	X	X	X
	Establishments with 100 to 249 employees	—	X	X	X
	Establishments with 250 to 499 employees	—	X	X	X
	Establishments with 500 to 999 employees	—	X	X	X
	Establishments with 1,000 employees or more	—	X	X	X
485320	Limousine service				
	All establishments	9	115	322	1 529
	Establishments with 1 to 4 employees	4	X	X	X
	Establishments with 5 to 9 employees	2	X	X	X
	Establishments with 10 to 19 employees	1	X	X	X
	Establishments with 20 to 49 employees	1	X	X	X
	Establishments with 50 to 99 employees	1	X	X	X
	Establishments with 100 to 249 employees	—	X	X	X
	Establishments with 250 to 499 employees	—	X	X	X
	Establishments with 500 to 999 employees	—	X	X	X
	Establishments with 1,000 employees or more	—	X	X	X
4854	School and employee bus transportation				
	All establishments	2	e	D	D
	Establishments with 1 to 4 employees	—	X	X	X
	Establishments with 5 to 9 employees	—	X	X	X
	Establishments with 10 to 19 employees	—	X	X	X
	Establishments with 20 to 49 employees	—	X	X	X
	Establishments with 50 to 99 employees	1	X	X	X
	Establishments with 100 to 249 employees	—	X	X	X
	Establishments with 250 to 499 employees	1	X	X	X
	Establishments with 500 to 999 employees	—	X	X	X
	Establishments with 1,000 employees or more	—	X	X	X
48541	School and employee bus transportation				
	All establishments	2	e	D	D
	Establishments with 1 to 4 employees	—	X	X	X
	Establishments with 5 to 9 employees	—	X	X	X
	Establishments with 10 to 19 employees	—	X	X	X
	Establishments with 20 to 49 employees	—	X	X	X
	Establishments with 50 to 99 employees	1	X	X	X
	Establishments with 100 to 249 employees	—	X	X	X
	Establishments with 250 to 499 employees	1	X	X	X
	Establishments with 500 to 999 employees	—	X	X	X
	Establishments with 1,000 employees or more	—	X	X	X

See footnotes at end of table.

Table 5. Establishments, Employees, and Payroll by Industry and Employment Size of Establishments by County: 2004—Con.

[Excludes most government employees, railroad employees, and self-employed persons. Size class 1 to 4 employees includes establishments having payroll, but no employees, during mid-March pay period. For meaning of abbreviations and symbols, see introductory text. For explanation of terms, see Appendix A. For statement on reliability, see the note at the end of the table and Appendix C]

NAICS code	Geography, kind of business, and employment size class	Establishments (number)	Paid employees for pay period including March 12 (number)	First-quarter payroll (\$1,000)	Annual payroll (\$1,000)
	ATLANTIC—Con.				
48-49	Transportation and warehousing—Con.				
485	Transit and ground passenger transportation—Con.				
4854	School and employee bus transportation—Con.				
48541	School and employee bus transportation—Con.				
485410	School and employee bus transportation				
	All establishments	2	e	D	D
	Establishments with 1 to 4 employees	—	X	X	X
	Establishments with 5 to 9 employees	—	X	X	X
	Establishments with 10 to 19 employees	—	X	X	X
	Establishments with 20 to 49 employees	—	X	X	X
	Establishments with 50 to 99 employees	1	X	X	X
	Establishments with 100 to 249 employees	—	X	X	X
	Establishments with 250 to 499 employees	1	X	X	X
	Establishments with 500 to 999 employees	—	X	X	X
	Establishments with 1,000 employees or more	—	X	X	X
488	Support activities for transportation				
	All establishments	20	109	705	4 592
	Establishments with 1 to 4 employees	13	X	X	X
	Establishments with 5 to 9 employees	3	X	X	X
	Establishments with 10 to 19 employees	4	X	X	X
	Establishments with 20 to 49 employees	—	X	X	X
	Establishments with 50 to 99 employees	—	X	X	X
	Establishments with 100 to 249 employees	—	X	X	X
	Establishments with 250 to 499 employees	—	X	X	X
	Establishments with 500 to 999 employees	—	X	X	X
	Establishments with 1,000 employees or more	—	X	X	X
492	Couriers and messengers				
	All establishments	9	425	3 055	11 036
	Establishments with 1 to 4 employees	1	X	X	X
	Establishments with 5 to 9 employees	1	X	X	X
	Establishments with 10 to 19 employees	2	X	X	X
	Establishments with 20 to 49 employees	3	X	X	X
	Establishments with 50 to 99 employees	1	X	X	X
	Establishments with 100 to 249 employees	1	X	X	X
	Establishments with 250 to 499 employees	—	X	X	X
	Establishments with 500 to 999 employees	—	X	X	X
	Establishments with 1,000 employees or more	—	X	X	X
4921	Couriers				
	All establishments	5	373	2 748	9 821
	Establishments with 1 to 4 employees	—	X	X	X
	Establishments with 5 to 9 employees	—	X	X	X
	Establishments with 10 to 19 employees	1	X	X	X
	Establishments with 20 to 49 employees	2	X	X	X
	Establishments with 50 to 99 employees	1	X	X	X
	Establishments with 100 to 249 employees	1	X	X	X
	Establishments with 250 to 499 employees	—	X	X	X
	Establishments with 500 to 999 employees	—	X	X	X
	Establishments with 1,000 employees or more	—	X	X	X
49211	Couriers				
	All establishments	5	373	2 748	9 821
	Establishments with 1 to 4 employees	—	X	X	X
	Establishments with 5 to 9 employees	—	X	X	X
	Establishments with 10 to 19 employees	1	X	X	X
	Establishments with 20 to 49 employees	2	X	X	X
	Establishments with 50 to 99 employees	1	X	X	X
	Establishments with 100 to 249 employees	1	X	X	X
	Establishments with 250 to 499 employees	—	X	X	X
	Establishments with 500 to 999 employees	—	X	X	X
	Establishments with 1,000 employees or more	—	X	X	X
492110	Couriers				
	All establishments	5	373	2 748	9 821
	Establishments with 1 to 4 employees	—	X	X	X
	Establishments with 5 to 9 employees	—	X	X	X
	Establishments with 10 to 19 employees	1	X	X	X
	Establishments with 20 to 49 employees	2	X	X	X
	Establishments with 50 to 99 employees	1	X	X	X
	Establishments with 100 to 249 employees	1	X	X	X
	Establishments with 250 to 499 employees	—	X	X	X
	Establishments with 500 to 999 employees	—	X	X	X
	Establishments with 1,000 employees or more	—	X	X	X
51	Information				
	All establishments	85	1 396	16 529	59 742
	Establishments with 1 to 4 employees	42	X	X	X
	Establishments with 5 to 9 employees	16	X	X	X
	Establishments with 10 to 19 employees	9	X	X	X
	Establishments with 20 to 49 employees	12	X	X	X
	Establishments with 50 to 99 employees	2	X	X	X
	Establishments with 100 to 249 employees	4	X	X	X
	Establishments with 250 to 499 employees	—	X	X	X
	Establishments with 500 to 999 employees	—	X	X	X
	Establishments with 1,000 employees or more	—	X	X	X

See footnotes at end of table.

Table 5. Establishments, Employees, and Payroll by Industry and Employment Size of Establishments by County: 2004—Con.

[Excludes most government employees, railroad employees, and self-employed persons. Size class 1 to 4 employees includes establishments having payroll, but no employees, during mid-March pay period. For meaning of abbreviations and symbols, see introductory text. For explanation of terms, see Appendix A. For statement on reliability, see the note at the end of the table and Appendix C]

NAICS code	Geography, kind of business, and employment size class	Establishments (number)	Paid employees for pay period including March 12 (number)	First-quarter payroll (\$1,000)	Annual payroll (\$1,000)
51	ATLANTIC—Con.				
	Information—Con.				
511	Publishing industries (except Internet)				
	All establishments	15	454	5 089	20 739
	Establishments with 1 to 4 employees	5	X	X	X
	Establishments with 5 to 9 employees	4	X	X	X
	Establishments with 10 to 19 employees	2	X	X	X
	Establishments with 20 to 49 employees	2	X	X	X
	Establishments with 50 to 99 employees	—	X	X	X
	Establishments with 100 to 249 employees	2	X	X	X
	Establishments with 250 to 499 employees	—	X	X	X
	Establishments with 500 to 999 employees	—	X	X	X
	Establishments with 1,000 employees or more	—	X	X	X
5111	Newspaper, periodical, book, and directory publishers				
	All establishments	13	e	D	D
	Establishments with 1 to 4 employees	3	X	X	X
	Establishments with 5 to 9 employees	4	X	X	X
	Establishments with 10 to 19 employees	2	X	X	X
	Establishments with 20 to 49 employees	2	X	X	X
	Establishments with 50 to 99 employees	—	X	X	X
	Establishments with 100 to 249 employees	2	X	X	X
	Establishments with 250 to 499 employees	—	X	X	X
	Establishments with 500 to 999 employees	—	X	X	X
	Establishments with 1,000 employees or more	—	X	X	X
51111	Newspaper publishers				
	All establishments	7	372	4 262	16 861
	Establishments with 1 to 4 employees	2	X	X	X
	Establishments with 5 to 9 employees	2	X	X	X
	Establishments with 10 to 19 employees	—	X	X	X
	Establishments with 20 to 49 employees	1	X	X	X
	Establishments with 50 to 99 employees	—	X	X	X
	Establishments with 100 to 249 employees	2	X	X	X
	Establishments with 250 to 499 employees	—	X	X	X
	Establishments with 500 to 999 employees	—	X	X	X
	Establishments with 1,000 employees or more	—	X	X	X
511110	Newspaper publishers				
	All establishments	7	372	4 262	16 861
	Establishments with 1 to 4 employees	2	X	X	X
	Establishments with 5 to 9 employees	2	X	X	X
	Establishments with 10 to 19 employees	—	X	X	X
	Establishments with 20 to 49 employees	1	X	X	X
	Establishments with 50 to 99 employees	—	X	X	X
	Establishments with 100 to 249 employees	2	X	X	X
	Establishments with 250 to 499 employees	—	X	X	X
	Establishments with 500 to 999 employees	—	X	X	X
	Establishments with 1,000 employees or more	—	X	X	X
512	Motion picture and sound recording industries				
	All establishments	12	c	D	D
	Establishments with 1 to 4 employees	8	X	X	X
	Establishments with 5 to 9 employees	1	X	X	X
	Establishments with 10 to 19 employees	—	X	X	X
	Establishments with 20 to 49 employees	3	X	X	X
	Establishments with 50 to 99 employees	—	X	X	X
	Establishments with 100 to 249 employees	—	X	X	X
	Establishments with 250 to 499 employees	—	X	X	X
	Establishments with 500 to 999 employees	—	X	X	X
	Establishments with 1,000 employees or more	—	X	X	X
5121	Motion picture and video industries				
	All establishments	11	106	300	1 573
	Establishments with 1 to 4 employees	7	X	X	X
	Establishments with 5 to 9 employees	1	X	X	X
	Establishments with 10 to 19 employees	—	X	X	X
	Establishments with 20 to 49 employees	3	X	X	X
	Establishments with 50 to 99 employees	—	X	X	X
	Establishments with 100 to 249 employees	—	X	X	X
	Establishments with 250 to 499 employees	—	X	X	X
	Establishments with 500 to 999 employees	—	X	X	X
	Establishments with 1,000 employees or more	—	X	X	X
515	Broadcasting (except Internet)				
	All establishments	5	209	2 427	6 442
	Establishments with 1 to 4 employees	1	X	X	X
	Establishments with 5 to 9 employees	1	X	X	X
	Establishments with 10 to 19 employees	—	X	X	X
	Establishments with 20 to 49 employees	1	X	X	X
	Establishments with 50 to 99 employees	1	X	X	X
	Establishments with 100 to 249 employees	1	X	X	X
	Establishments with 250 to 499 employees	—	X	X	X
	Establishments with 500 to 999 employees	—	X	X	X
	Establishments with 1,000 employees or more	—	X	X	X

See footnotes at end of table.

Table 5. Establishments, Employees, and Payroll by Industry and Employment Size of Establishments by County: 2004—Con.

[Excludes most government employees, railroad employees, and self-employed persons. Size class 1 to 4 employees includes establishments having payroll, but no employees, during mid-March pay period. For meaning of abbreviations and symbols, see introductory text. For explanation of terms, see Appendix A. For statement on reliability, see the note at the end of the table and Appendix C]

NAICS code	Geography, kind of business, and employment size class	Establishments (number)	Paid employees for pay period including March 12 (number)	First-quarter payroll (\$1,000)	Annual payroll (\$1,000)
51	ATLANTIC—Con.				
	Information—Con.				
515	Broadcasting (except Internet)—Con.				
5151	Radio and television broadcasting				
	All establishments	5	209	2 427	6 442
	Establishments with 1 to 4 employees	1	X	X	X
	Establishments with 5 to 9 employees	1	X	X	X
	Establishments with 10 to 19 employees	—	X	X	X
	Establishments with 20 to 49 employees	1	X	X	X
	Establishments with 50 to 99 employees	1	X	X	X
	Establishments with 100 to 249 employees	1	X	X	X
	Establishments with 250 to 499 employees	—	X	X	X
	Establishments with 500 to 999 employees	—	X	X	X
	Establishments with 1,000 employees or more	—	X	X	X
51511	Radio broadcasting				
	All establishments	4	c	D	D
	Establishments with 1 to 4 employees	1	X	X	X
	Establishments with 5 to 9 employees	—	X	X	X
	Establishments with 10 to 19 employees	—	X	X	X
	Establishments with 20 to 49 employees	1	X	X	X
	Establishments with 50 to 99 employees	1	X	X	X
	Establishments with 100 to 249 employees	1	X	X	X
	Establishments with 250 to 499 employees	—	X	X	X
	Establishments with 500 to 999 employees	—	X	X	X
	Establishments with 1,000 employees or more	—	X	X	X
515112	Radio stations				
	All establishments	4	c	D	D
	Establishments with 1 to 4 employees	1	X	X	X
	Establishments with 5 to 9 employees	—	X	X	X
	Establishments with 10 to 19 employees	—	X	X	X
	Establishments with 20 to 49 employees	1	X	X	X
	Establishments with 50 to 99 employees	1	X	X	X
	Establishments with 100 to 249 employees	1	X	X	X
	Establishments with 250 to 499 employees	—	X	X	X
	Establishments with 500 to 999 employees	—	X	X	X
	Establishments with 1,000 employees or more	—	X	X	X
517	Telecommunications				
	All establishments	45	558	8 135	28 566
	Establishments with 1 to 4 employees	25	X	X	X
	Establishments with 5 to 9 employees	8	X	X	X
	Establishments with 10 to 19 employees	4	X	X	X
	Establishments with 20 to 49 employees	6	X	X	X
	Establishments with 50 to 99 employees	1	X	X	X
	Establishments with 100 to 249 employees	1	X	X	X
	Establishments with 250 to 499 employees	—	X	X	X
	Establishments with 500 to 999 employees	—	X	X	X
	Establishments with 1,000 employees or more	—	X	X	X
5171	Wired telecommunications carriers				
	All establishments	23	e	D	D
	Establishments with 1 to 4 employees	14	X	X	X
	Establishments with 5 to 9 employees	3	X	X	X
	Establishments with 10 to 19 employees	1	X	X	X
	Establishments with 20 to 49 employees	4	X	X	X
	Establishments with 50 to 99 employees	—	X	X	X
	Establishments with 100 to 249 employees	1	X	X	X
	Establishments with 250 to 499 employees	—	X	X	X
	Establishments with 500 to 999 employees	—	X	X	X
	Establishments with 1,000 employees or more	—	X	X	X
51711	Wired telecommunications carriers				
	All establishments	23	e	D	D
	Establishments with 1 to 4 employees	14	X	X	X
	Establishments with 5 to 9 employees	3	X	X	X
	Establishments with 10 to 19 employees	1	X	X	X
	Establishments with 20 to 49 employees	4	X	X	X
	Establishments with 50 to 99 employees	—	X	X	X
	Establishments with 100 to 249 employees	1	X	X	X
	Establishments with 250 to 499 employees	—	X	X	X
	Establishments with 500 to 999 employees	—	X	X	X
	Establishments with 1,000 employees or more	—	X	X	X
517110	Wired telecommunications carriers				
	All establishments	23	e	D	D
	Establishments with 1 to 4 employees	14	X	X	X
	Establishments with 5 to 9 employees	3	X	X	X
	Establishments with 10 to 19 employees	1	X	X	X
	Establishments with 20 to 49 employees	4	X	X	X
	Establishments with 50 to 99 employees	—	X	X	X
	Establishments with 100 to 249 employees	1	X	X	X
	Establishments with 250 to 499 employees	—	X	X	X
	Establishments with 500 to 999 employees	—	X	X	X
	Establishments with 1,000 employees or more	—	X	X	X

See footnotes at end of table.

Table 5. Establishments, Employees, and Payroll by Industry and Employment Size of Establishments by County: 2004—Con.

[Excludes most government employees, railroad employees, and self-employed persons. Size class 1 to 4 employees includes establishments having payroll, but no employees, during mid-March pay period. For meaning of abbreviations and symbols, see introductory text. For explanation of terms, see Appendix A. For statement on reliability, see the note at the end of the table and Appendix C]

NAICS code	Geography, kind of business, and employment size class	Establishments (number)	Paid employees for pay period including March 12 (number)	First-quarter payroll (\$1,000)	Annual payroll (\$1,000)
51	ATLANTIC—Con.				
	Information—Con.				
517	Telecommunications—Con.				
5175	Cable and other program distribution				
	All establishments	7	c	D	D
	Establishments with 1 to 4 employees	5	X	X	X
	Establishments with 5 to 9 employees	1	X	X	X
	Establishments with 10 to 19 employees	—	X	X	X
	Establishments with 20 to 49 employees	—	X	X	X
	Establishments with 50 to 99 employees	1	X	X	X
	Establishments with 100 to 249 employees	—	X	X	X
	Establishments with 250 to 499 employees	—	X	X	X
	Establishments with 500 to 999 employees	—	X	X	X
	Establishments with 1,000 employees or more	—	X	X	X
51751	Cable and other program distribution				
	All establishments	7	c	D	D
	Establishments with 1 to 4 employees	5	X	X	X
	Establishments with 5 to 9 employees	1	X	X	X
	Establishments with 10 to 19 employees	—	X	X	X
	Establishments with 20 to 49 employees	—	X	X	X
	Establishments with 50 to 99 employees	1	X	X	X
	Establishments with 100 to 249 employees	—	X	X	X
	Establishments with 250 to 499 employees	—	X	X	X
	Establishments with 500 to 999 employees	—	X	X	X
	Establishments with 1,000 employees or more	—	X	X	X
517510	Cable and other program distribution				
	All establishments	7	c	D	D
	Establishments with 1 to 4 employees	5	X	X	X
	Establishments with 5 to 9 employees	1	X	X	X
	Establishments with 10 to 19 employees	—	X	X	X
	Establishments with 20 to 49 employees	—	X	X	X
	Establishments with 50 to 99 employees	1	X	X	X
	Establishments with 100 to 249 employees	—	X	X	X
	Establishments with 250 to 499 employees	—	X	X	X
	Establishments with 500 to 999 employees	—	X	X	X
	Establishments with 1,000 employees or more	—	X	X	X
52	Finance and insurance				
	All establishments	296	2 605	32 527	132 552
	Establishments with 1 to 4 employees	149	X	X	X
	Establishments with 5 to 9 employees	71	X	X	X
	Establishments with 10 to 19 employees	44	X	X	X
	Establishments with 20 to 49 employees	27	X	X	X
	Establishments with 50 to 99 employees	3	X	X	X
	Establishments with 100 to 249 employees	2	X	X	X
	Establishments with 250 to 499 employees	—	X	X	X
	Establishments with 500 to 999 employees	—	X	X	X
	Establishments with 1,000 employees or more	—	X	X	X
522	Credit intermediation and related activities				
	All establishments	147	1 420	14 203	58 357
	Establishments with 1 to 4 employees	45	X	X	X
	Establishments with 5 to 9 employees	52	X	X	X
	Establishments with 10 to 19 employees	33	X	X	X
	Establishments with 20 to 49 employees	17	X	X	X
	Establishments with 50 to 99 employees	—	X	X	X
	Establishments with 100 to 249 employees	—	X	X	X
	Establishments with 250 to 499 employees	—	X	X	X
	Establishments with 500 to 999 employees	—	X	X	X
	Establishments with 1,000 employees or more	—	X	X	X
5221	Depository credit intermediation				
	All establishments	97	1 124	10 393	40 522
	Establishments with 1 to 4 employees	14	X	X	X
	Establishments with 5 to 9 employees	42	X	X	X
	Establishments with 10 to 19 employees	27	X	X	X
	Establishments with 20 to 49 employees	14	X	X	X
	Establishments with 50 to 99 employees	—	X	X	X
	Establishments with 100 to 249 employees	—	X	X	X
	Establishments with 250 to 499 employees	—	X	X	X
	Establishments with 500 to 999 employees	—	X	X	X
	Establishments with 1,000 employees or more	—	X	X	X
52211	Commercial banking				
	All establishments	72	893	9 002	34 044
	Establishments with 1 to 4 employees	10	X	X	X
	Establishments with 5 to 9 employees	28	X	X	X
	Establishments with 10 to 19 employees	22	X	X	X
	Establishments with 20 to 49 employees	12	X	X	X
	Establishments with 50 to 99 employees	—	X	X	X
	Establishments with 100 to 249 employees	—	X	X	X
	Establishments with 250 to 499 employees	—	X	X	X
	Establishments with 500 to 999 employees	—	X	X	X
	Establishments with 1,000 employees or more	—	X	X	X

See footnotes at end of table.

Table 5. Establishments, Employees, and Payroll by Industry and Employment Size of Establishments by County: 2004—Con.

[Excludes most government employees, railroad employees, and self-employed persons. Size class 1 to 4 employees includes establishments having payroll, but no employees, during mid-March pay period. For meaning of abbreviations and symbols, see introductory text. For explanation of terms, see Appendix A. For statement on reliability, see the note at the end of the table and Appendix C]

NAICS code	Geography, kind of business, and employment size class	Establishments (number)	Paid employees for pay period including March 12 (number)	First-quarter payroll (\$1,000)	Annual payroll (\$1,000)
52	ATLANTIC—Con.				
	Finance and insurance—Con.				
522	Credit intermediation and related activities—Con.				
5221	Depository credit intermediation—Con.				
52211	Commercial banking—Con.				
522110	Commercial banking				
	All establishments	72	893	9 002	34 044
	Establishments with 1 to 4 employees	10	X	X	X
	Establishments with 5 to 9 employees	28	X	X	X
	Establishments with 10 to 19 employees	22	X	X	X
	Establishments with 20 to 49 employees	12	X	X	X
	Establishments with 50 to 99 employees	—	X	X	X
	Establishments with 100 to 249 employees	—	X	X	X
	Establishments with 250 to 499 employees	—	X	X	X
	Establishments with 500 to 999 employees	—	X	X	X
	Establishments with 1,000 employees or more	—	X	X	X
52212	Savings institutions				
	All establishments	16	148	889	4 263
	Establishments with 1 to 4 employees	—	X	X	X
	Establishments with 5 to 9 employees	11	X	X	X
	Establishments with 10 to 19 employees	4	X	X	X
	Establishments with 20 to 49 employees	1	X	X	X
	Establishments with 50 to 99 employees	—	X	X	X
	Establishments with 100 to 249 employees	—	X	X	X
	Establishments with 250 to 499 employees	—	X	X	X
	Establishments with 500 to 999 employees	—	X	X	X
	Establishments with 1,000 employees or more	—	X	X	X
522120	Savings institutions				
	All establishments	16	148	889	4 263
	Establishments with 1 to 4 employees	—	X	X	X
	Establishments with 5 to 9 employees	11	X	X	X
	Establishments with 10 to 19 employees	4	X	X	X
	Establishments with 20 to 49 employees	1	X	X	X
	Establishments with 50 to 99 employees	—	X	X	X
	Establishments with 100 to 249 employees	—	X	X	X
	Establishments with 250 to 499 employees	—	X	X	X
	Establishments with 500 to 999 employees	—	X	X	X
	Establishments with 1,000 employees or more	—	X	X	X
5222	Nondepository credit intermediation				
	All establishments	30	196	2 815	13 862
	Establishments with 1 to 4 employees	16	X	X	X
	Establishments with 5 to 9 employees	7	X	X	X
	Establishments with 10 to 19 employees	5	X	X	X
	Establishments with 20 to 49 employees	2	X	X	X
	Establishments with 50 to 99 employees	—	X	X	X
	Establishments with 100 to 249 employees	—	X	X	X
	Establishments with 250 to 499 employees	—	X	X	X
	Establishments with 500 to 999 employees	—	X	X	X
	Establishments with 1,000 employees or more	—	X	X	X
52229	Other nondepository credit intermediation				
	All establishments	26	c	D	D
	Establishments with 1 to 4 employees	13	X	X	X
	Establishments with 5 to 9 employees	7	X	X	X
	Establishments with 10 to 19 employees	4	X	X	X
	Establishments with 20 to 49 employees	2	X	X	X
	Establishments with 50 to 99 employees	—	X	X	X
	Establishments with 100 to 249 employees	—	X	X	X
	Establishments with 250 to 499 employees	—	X	X	X
	Establishments with 500 to 999 employees	—	X	X	X
	Establishments with 1,000 employees or more	—	X	X	X
522292	Real estate credit				
	All establishments	19	140	2 237	11 617
	Establishments with 1 to 4 employees	11	X	X	X
	Establishments with 5 to 9 employees	2	X	X	X
	Establishments with 10 to 19 employees	4	X	X	X
	Establishments with 20 to 49 employees	2	X	X	X
	Establishments with 50 to 99 employees	—	X	X	X
	Establishments with 100 to 249 employees	—	X	X	X
	Establishments with 250 to 499 employees	—	X	X	X
	Establishments with 500 to 999 employees	—	X	X	X
	Establishments with 1,000 employees or more	—	X	X	X
5223	Activities related to credit intermediation				
	All establishments	20	100	995	3 973
	Establishments with 1 to 4 employees	15	X	X	X
	Establishments with 5 to 9 employees	3	X	X	X
	Establishments with 10 to 19 employees	1	X	X	X
	Establishments with 20 to 49 employees	1	X	X	X
	Establishments with 50 to 99 employees	—	X	X	X
	Establishments with 100 to 249 employees	—	X	X	X
	Establishments with 250 to 499 employees	—	X	X	X
	Establishments with 500 to 999 employees	—	X	X	X
	Establishments with 1,000 employees or more	—	X	X	X

See footnotes at end of table.

Table 5. Establishments, Employees, and Payroll by Industry and Employment Size of Establishments by County: 2004—Con.

[Excludes most government employees, railroad employees, and self-employed persons. Size class 1 to 4 employees includes establishments having payroll, but no employees, during mid-March pay period. For meaning of abbreviations and symbols, see introductory text. For explanation of terms, see Appendix A. For statement on reliability, see the note at the end of the table and Appendix C]

NAICS code	Geography, kind of business, and employment size class	Establishments (number)	Paid employees for pay period including March 12 (number)	First-quarter payroll (\$1,000)	Annual payroll (\$1,000)
52	ATLANTIC—Con.				
	Finance and insurance—Con.				
523	Securities, commodity contracts, other financial investments, and related activities				
	All establishments	56	c	D	D
	Establishments with 1 to 4 employees	46	X	X	X
	Establishments with 5 to 9 employees	2	X	X	X
	Establishments with 10 to 19 employees	3	X	X	X
	Establishments with 20 to 49 employees	5	X	X	X
	Establishments with 50 to 99 employees	—	X	X	X
	Establishments with 100 to 249 employees	—	X	X	X
	Establishments with 250 to 499 employees	—	X	X	X
	Establishments with 500 to 999 employees	—	X	X	X
	Establishments with 1,000 employees or more	—	X	X	X
5231	Securities and commodity contracts intermediation and brokerage				
	All establishments	40	c	D	D
	Establishments with 1 to 4 employees	31	X	X	X
	Establishments with 5 to 9 employees	1	X	X	X
	Establishments with 10 to 19 employees	3	X	X	X
	Establishments with 20 to 49 employees	5	X	X	X
	Establishments with 50 to 99 employees	—	X	X	X
	Establishments with 100 to 249 employees	—	X	X	X
	Establishments with 250 to 499 employees	—	X	X	X
	Establishments with 500 to 999 employees	—	X	X	X
	Establishments with 1,000 employees or more	—	X	X	X
52312	Securities brokerage				
	All establishments	25	214	6 349	21 581
	Establishments with 1 to 4 employees	16	X	X	X
	Establishments with 5 to 9 employees	1	X	X	X
	Establishments with 10 to 19 employees	3	X	X	X
	Establishments with 20 to 49 employees	5	X	X	X
	Establishments with 50 to 99 employees	—	X	X	X
	Establishments with 100 to 249 employees	—	X	X	X
	Establishments with 250 to 499 employees	—	X	X	X
	Establishments with 500 to 999 employees	—	X	X	X
	Establishments with 1,000 employees or more	—	X	X	X
523120	Securities brokerage				
	All establishments	25	214	6 349	21 581
	Establishments with 1 to 4 employees	16	X	X	X
	Establishments with 5 to 9 employees	1	X	X	X
	Establishments with 10 to 19 employees	3	X	X	X
	Establishments with 20 to 49 employees	5	X	X	X
	Establishments with 50 to 99 employees	—	X	X	X
	Establishments with 100 to 249 employees	—	X	X	X
	Establishments with 250 to 499 employees	—	X	X	X
	Establishments with 500 to 999 employees	—	X	X	X
	Establishments with 1,000 employees or more	—	X	X	X
524	Insurance carriers and related activities				
	All establishments	92	f	D	D
	Establishments with 1 to 4 employees	57	X	X	X
	Establishments with 5 to 9 employees	17	X	X	X
	Establishments with 10 to 19 employees	8	X	X	X
	Establishments with 20 to 49 employees	5	X	X	X
	Establishments with 50 to 99 employees	3	X	X	X
	Establishments with 100 to 249 employees	2	X	X	X
	Establishments with 250 to 499 employees	—	X	X	X
	Establishments with 500 to 999 employees	—	X	X	X
	Establishments with 1,000 employees or more	—	X	X	X
5241	Insurance carriers				
	All establishments	20	e	D	D
	Establishments with 1 to 4 employees	13	X	X	X
	Establishments with 5 to 9 employees	2	X	X	X
	Establishments with 10 to 19 employees	2	X	X	X
	Establishments with 20 to 49 employees	2	X	X	X
	Establishments with 50 to 99 employees	—	X	X	X
	Establishments with 100 to 249 employees	1	X	X	X
	Establishments with 250 to 499 employees	—	X	X	X
	Establishments with 500 to 999 employees	—	X	X	X
	Establishments with 1,000 employees or more	—	X	X	X
52412	Direct insurance (except life, health, and medical) carriers				
	All establishments	9	166	2 009	9 218
	Establishments with 1 to 4 employees	5	X	X	X
	Establishments with 5 to 9 employees	1	X	X	X
	Establishments with 10 to 19 employees	2	X	X	X
	Establishments with 20 to 49 employees	—	X	X	X
	Establishments with 50 to 99 employees	—	X	X	X
	Establishments with 100 to 249 employees	1	X	X	X
	Establishments with 250 to 499 employees	—	X	X	X
	Establishments with 500 to 999 employees	—	X	X	X
	Establishments with 1,000 employees or more	—	X	X	X

See footnotes at end of table.

Table 5. Establishments, Employees, and Payroll by Industry and Employment Size of Establishments by County: 2004—Con.

[Excludes most government employees, railroad employees, and self-employed persons. Size class 1 to 4 employees includes establishments having payroll, but no employees, during mid-March pay period. For meaning of abbreviations and symbols, see introductory text. For explanation of terms, see Appendix A. For statement on reliability, see the note at the end of the table and Appendix C]

NAICS code	Geography, kind of business, and employment size class	Establishments (number)	Paid employees for pay period including March 12 (number)	First-quarter payroll (\$1,000)	Annual payroll (\$1,000)
52	ATLANTIC—Con.				
	Finance and insurance—Con.				
524	Insurance carriers and related activities—Con.				
5241	Insurance carriers—Con.				
52412	Direct insurance (except life, health, and medical) carriers—Con.				
524126	Direct property and casualty insurance carriers				
	All establishments	3	c	D	D
	Establishments with 1 to 4 employees	1	X	X	X
	Establishments with 5 to 9 employees	—	X	X	X
	Establishments with 10 to 19 employees	1	X	X	X
	Establishments with 20 to 49 employees	—	X	X	X
	Establishments with 50 to 99 employees	—	X	X	X
	Establishments with 100 to 249 employees	1	X	X	X
	Establishments with 250 to 499 employees	—	X	X	X
	Establishments with 500 to 999 employees	—	X	X	X
	Establishments with 1,000 employees or more	—	X	X	X
5242	Agencies, brokerages, and other insurance related activities				
	All establishments	72	677	7 762	32 539
	Establishments with 1 to 4 employees	44	X	X	X
	Establishments with 5 to 9 employees	15	X	X	X
	Establishments with 10 to 19 employees	6	X	X	X
	Establishments with 20 to 49 employees	3	X	X	X
	Establishments with 50 to 99 employees	3	X	X	X
	Establishments with 100 to 249 employees	1	X	X	X
	Establishments with 250 to 499 employees	—	X	X	X
	Establishments with 500 to 999 employees	—	X	X	X
	Establishments with 1,000 employees or more	—	X	X	X
52421	Insurance agencies and brokerages				
	All establishments	57	368	4 727	19 855
	Establishments with 1 to 4 employees	37	X	X	X
	Establishments with 5 to 9 employees	11	X	X	X
	Establishments with 10 to 19 employees	6	X	X	X
	Establishments with 20 to 49 employees	2	X	X	X
	Establishments with 50 to 99 employees	1	X	X	X
	Establishments with 100 to 249 employees	—	X	X	X
	Establishments with 250 to 499 employees	—	X	X	X
	Establishments with 500 to 999 employees	—	X	X	X
	Establishments with 1,000 employees or more	—	X	X	X
524210	Insurance agencies and brokerages				
	All establishments	57	368	4 727	19 855
	Establishments with 1 to 4 employees	37	X	X	X
	Establishments with 5 to 9 employees	11	X	X	X
	Establishments with 10 to 19 employees	6	X	X	X
	Establishments with 20 to 49 employees	2	X	X	X
	Establishments with 50 to 99 employees	1	X	X	X
	Establishments with 100 to 249 employees	—	X	X	X
	Establishments with 250 to 499 employees	—	X	X	X
	Establishments with 500 to 999 employees	—	X	X	X
	Establishments with 1,000 employees or more	—	X	X	X
52429	Other insurance related activities				
	All establishments	15	309	3 035	12 684
	Establishments with 1 to 4 employees	7	X	X	X
	Establishments with 5 to 9 employees	4	X	X	X
	Establishments with 10 to 19 employees	—	X	X	X
	Establishments with 20 to 49 employees	1	X	X	X
	Establishments with 50 to 99 employees	2	X	X	X
	Establishments with 100 to 249 employees	1	X	X	X
	Establishments with 250 to 499 employees	—	X	X	X
	Establishments with 500 to 999 employees	—	X	X	X
	Establishments with 1,000 employees or more	—	X	X	X
524292	Third party administration of insurance and pension funds/plans				
	All establishments	7	253	2 675	11 082
	Establishments with 1 to 4 employees	2	X	X	X
	Establishments with 5 to 9 employees	2	X	X	X
	Establishments with 10 to 19 employees	—	X	X	X
	Establishments with 20 to 49 employees	—	X	X	X
	Establishments with 50 to 99 employees	2	X	X	X
	Establishments with 100 to 249 employees	1	X	X	X
	Establishments with 250 to 499 employees	—	X	X	X
	Establishments with 500 to 999 employees	—	X	X	X
	Establishments with 1,000 employees or more	—	X	X	X
53	Real estate and rental and leasing				
	All establishments	288	1 755	11 794	54 423
	Establishments with 1 to 4 employees	174	X	X	X
	Establishments with 5 to 9 employees	70	X	X	X
	Establishments with 10 to 19 employees	33	X	X	X
	Establishments with 20 to 49 employees	7	X	X	X
	Establishments with 50 to 99 employees	2	X	X	X
	Establishments with 100 to 249 employees	2	X	X	X
	Establishments with 250 to 499 employees	—	X	X	X
	Establishments with 500 to 999 employees	—	X	X	X
	Establishments with 1,000 employees or more	—	X	X	X

See footnotes at end of table.

Table 5. Establishments, Employees, and Payroll by Industry and Employment Size of Establishments by County: 2004—Con.

[Excludes most government employees, railroad employees, and self-employed persons. Size class 1 to 4 employees includes establishments having payroll, but no employees, during mid-March pay period. For meaning of abbreviations and symbols, see introductory text. For explanation of terms, see Appendix A. For statement on reliability, see the note at the end of the table and Appendix C]

NAICS code	Geography, kind of business, and employment size class	Establishments (number)	Paid employees for pay period including March 12 (number)	First-quarter payroll (\$1,000)	Annual payroll (\$1,000)
	ATLANTIC—Con.				
53	Real estate and rental and leasing—Con.				
531	Real estate				
	All establishments	237	1 313	9 207	43 889
	Establishments with 1 to 4 employees	149	X	X	X
	Establishments with 5 to 9 employees	56	X	X	X
	Establishments with 10 to 19 employees	25	X	X	X
	Establishments with 20 to 49 employees	5	X	X	X
	Establishments with 50 to 99 employees	1	X	X	X
	Establishments with 100 to 249 employees	1	X	X	X
	Establishments with 250 to 499 employees	—	X	X	X
	Establishments with 500 to 999 employees	—	X	X	X
	Establishments with 1,000 employees or more	—	X	X	X
5311	Lessors of real estate				
	All establishments	105	498	2 987	13 321
	Establishments with 1 to 4 employees	63	X	X	X
	Establishments with 5 to 9 employees	31	X	X	X
	Establishments with 10 to 19 employees	9	X	X	X
	Establishments with 20 to 49 employees	2	X	X	X
	Establishments with 50 to 99 employees	—	X	X	X
	Establishments with 100 to 249 employees	—	X	X	X
	Establishments with 250 to 499 employees	—	X	X	X
	Establishments with 500 to 999 employees	—	X	X	X
	Establishments with 1,000 employees or more	—	X	X	X
53111	Lessors of residential buildings and dwellings				
	All establishments	59	353	2 068	9 234
	Establishments with 1 to 4 employees	26	X	X	X
	Establishments with 5 to 9 employees	24	X	X	X
	Establishments with 10 to 19 employees	8	X	X	X
	Establishments with 20 to 49 employees	1	X	X	X
	Establishments with 50 to 99 employees	—	X	X	X
	Establishments with 100 to 249 employees	—	X	X	X
	Establishments with 250 to 499 employees	—	X	X	X
	Establishments with 500 to 999 employees	—	X	X	X
	Establishments with 1,000 employees or more	—	X	X	X
531110	Lessors of residential buildings and dwellings				
	All establishments	59	353	2 068	9 234
	Establishments with 1 to 4 employees	26	X	X	X
	Establishments with 5 to 9 employees	24	X	X	X
	Establishments with 10 to 19 employees	8	X	X	X
	Establishments with 20 to 49 employees	1	X	X	X
	Establishments with 50 to 99 employees	—	X	X	X
	Establishments with 100 to 249 employees	—	X	X	X
	Establishments with 250 to 499 employees	—	X	X	X
	Establishments with 500 to 999 employees	—	X	X	X
	Establishments with 1,000 employees or more	—	X	X	X
5312	Offices of real estate agents and brokers				
	All establishments	72	306	3 004	15 967
	Establishments with 1 to 4 employees	53	X	X	X
	Establishments with 5 to 9 employees	12	X	X	X
	Establishments with 10 to 19 employees	6	X	X	X
	Establishments with 20 to 49 employees	—	X	X	X
	Establishments with 50 to 99 employees	1	X	X	X
	Establishments with 100 to 249 employees	—	X	X	X
	Establishments with 250 to 499 employees	—	X	X	X
	Establishments with 500 to 999 employees	—	X	X	X
	Establishments with 1,000 employees or more	—	X	X	X
53121	Offices of real estate agents and brokers				
	All establishments	72	306	3 004	15 967
	Establishments with 1 to 4 employees	53	X	X	X
	Establishments with 5 to 9 employees	12	X	X	X
	Establishments with 10 to 19 employees	6	X	X	X
	Establishments with 20 to 49 employees	—	X	X	X
	Establishments with 50 to 99 employees	1	X	X	X
	Establishments with 100 to 249 employees	—	X	X	X
	Establishments with 250 to 499 employees	—	X	X	X
	Establishments with 500 to 999 employees	—	X	X	X
	Establishments with 1,000 employees or more	—	X	X	X
531210	Offices of real estate agents and brokers				
	All establishments	72	306	3 004	15 967
	Establishments with 1 to 4 employees	53	X	X	X
	Establishments with 5 to 9 employees	12	X	X	X
	Establishments with 10 to 19 employees	6	X	X	X
	Establishments with 20 to 49 employees	—	X	X	X
	Establishments with 50 to 99 employees	1	X	X	X
	Establishments with 100 to 249 employees	—	X	X	X
	Establishments with 250 to 499 employees	—	X	X	X
	Establishments with 500 to 999 employees	—	X	X	X
	Establishments with 1,000 employees or more	—	X	X	X

See footnotes at end of table.

Table 5. Establishments, Employees, and Payroll by Industry and Employment Size of Establishments by County: 2004—Con.

[Excludes most government employees, railroad employees, and self-employed persons. Size class 1 to 4 employees includes establishments having payroll, but no employees, during mid-March pay period. For meaning of abbreviations and symbols, see introductory text. For explanation of terms, see Appendix A. For statement on reliability, see the note at the end of the table and Appendix C]

NAICS code	Geography, kind of business, and employment size class	Establishments (number)	Paid employees for pay period including March 12 (number)	First-quarter payroll (\$1,000)	Annual payroll (\$1,000)
	ATLANTIC—Con.				
53	Real estate and rental and leasing—Con.				
531	Real estate—Con.				
5313	Activities related to real estate				
	All establishments	60	509	3 216	14 601
	Establishments with 1 to 4 employees	33	X	X	X
	Establishments with 5 to 9 employees	13	X	X	X
	Establishments with 10 to 19 employees	10	X	X	X
	Establishments with 20 to 49 employees	3	X	X	X
	Establishments with 50 to 99 employees	—	X	X	X
	Establishments with 100 to 249 employees	1	X	X	X
	Establishments with 250 to 499 employees	—	X	X	X
	Establishments with 500 to 999 employees	—	X	X	X
	Establishments with 1,000 employees or more	—	X	X	X
53131	Real estate property managers				
	All establishments	41	452	2 774	12 302
	Establishments with 1 to 4 employees	18	X	X	X
	Establishments with 5 to 9 employees	11	X	X	X
	Establishments with 10 to 19 employees	8	X	X	X
	Establishments with 20 to 49 employees	3	X	X	X
	Establishments with 50 to 99 employees	—	X	X	X
	Establishments with 100 to 249 employees	1	X	X	X
	Establishments with 250 to 499 employees	—	X	X	X
	Establishments with 500 to 999 employees	—	X	X	X
	Establishments with 1,000 employees or more	—	X	X	X
531311	Residential property managers				
	All establishments	26	143	751	3 235
	Establishments with 1 to 4 employees	14	X	X	X
	Establishments with 5 to 9 employees	6	X	X	X
	Establishments with 10 to 19 employees	6	X	X	X
	Establishments with 20 to 49 employees	—	X	X	X
	Establishments with 50 to 99 employees	—	X	X	X
	Establishments with 100 to 249 employees	—	X	X	X
	Establishments with 250 to 499 employees	—	X	X	X
	Establishments with 500 to 999 employees	—	X	X	X
	Establishments with 1,000 employees or more	—	X	X	X
531312	Nonresidential property managers				
	All establishments	15	309	2 023	9 067
	Establishments with 1 to 4 employees	4	X	X	X
	Establishments with 5 to 9 employees	5	X	X	X
	Establishments with 10 to 19 employees	2	X	X	X
	Establishments with 20 to 49 employees	3	X	X	X
	Establishments with 50 to 99 employees	—	X	X	X
	Establishments with 100 to 249 employees	1	X	X	X
	Establishments with 250 to 499 employees	—	X	X	X
	Establishments with 500 to 999 employees	—	X	X	X
	Establishments with 1,000 employees or more	—	X	X	X
532	Rental and leasing services				
	All establishments	51	442	2 587	10 534
	Establishments with 1 to 4 employees	25	X	X	X
	Establishments with 5 to 9 employees	14	X	X	X
	Establishments with 10 to 19 employees	8	X	X	X
	Establishments with 20 to 49 employees	2	X	X	X
	Establishments with 50 to 99 employees	1	X	X	X
	Establishments with 100 to 249 employees	1	X	X	X
	Establishments with 250 to 499 employees	—	X	X	X
	Establishments with 500 to 999 employees	—	X	X	X
	Establishments with 1,000 employees or more	—	X	X	X
5322	Consumer goods rental				
	All establishments	31	279	1 197	4 664
	Establishments with 1 to 4 employees	14	X	X	X
	Establishments with 5 to 9 employees	11	X	X	X
	Establishments with 10 to 19 employees	3	X	X	X
	Establishments with 20 to 49 employees	2	X	X	X
	Establishments with 50 to 99 employees	—	X	X	X
	Establishments with 100 to 249 employees	1	X	X	X
	Establishments with 250 to 499 employees	—	X	X	X
	Establishments with 500 to 999 employees	—	X	X	X
	Establishments with 1,000 employees or more	—	X	X	X
53223	Video tape and disc rental				
	All establishments	15	169	399	1 495
	Establishments with 1 to 4 employees	7	X	X	X
	Establishments with 5 to 9 employees	5	X	X	X
	Establishments with 10 to 19 employees	2	X	X	X
	Establishments with 20 to 49 employees	—	X	X	X
	Establishments with 50 to 99 employees	—	X	X	X
	Establishments with 100 to 249 employees	1	X	X	X
	Establishments with 250 to 499 employees	—	X	X	X
	Establishments with 500 to 999 employees	—	X	X	X
	Establishments with 1,000 employees or more	—	X	X	X

See footnotes at end of table.

Table 5. Establishments, Employees, and Payroll by Industry and Employment Size of Establishments by County: 2004—Con.

[Excludes most government employees, railroad employees, and self-employed persons. Size class 1 to 4 employees includes establishments having payroll, but no employees, during mid-March pay period. For meaning of abbreviations and symbols, see introductory text. For explanation of terms, see Appendix A. For statement on reliability, see the note at the end of the table and Appendix C]

NAICS code	Geography, kind of business, and employment size class	Establishments (number)	Paid employees for pay period including March 12 (number)	First-quarter payroll (\$1,000)	Annual payroll (\$1,000)
ATLANTIC—Con.					
53	Real estate and rental and leasing—Con.				
532	Rental and leasing services—Con.				
5322	Consumer goods rental—Con.				
53223	Video tape and disc rental—Con.				
532230	Video tape and disc rental				
	All establishments	15	169	399	1 495
	Establishments with 1 to 4 employees	7	X	X	X
	Establishments with 5 to 9 employees	5	X	X	X
	Establishments with 10 to 19 employees	2	X	X	X
	Establishments with 20 to 49 employees	—	X	X	X
	Establishments with 50 to 99 employees	—	X	X	X
	Establishments with 100 to 249 employees	1	X	X	X
	Establishments with 250 to 499 employees	—	X	X	X
	Establishments with 500 to 999 employees	—	X	X	X
	Establishments with 1,000 employees or more	—	X	X	X
54	Professional, scientific, and technical services				
	All establishments	631	5 444	63 326	283 649
	Establishments with 1 to 4 employees	401	X	X	X
	Establishments with 5 to 9 employees	98	X	X	X
	Establishments with 10 to 19 employees	77	X	X	X
	Establishments with 20 to 49 employees	33	X	X	X
	Establishments with 50 to 99 employees	16	X	X	X
	Establishments with 100 to 249 employees	5	X	X	X
	Establishments with 250 to 499 employees	1	X	X	X
	Establishments with 500 to 999 employees	—	X	X	X
	Establishments with 1,000 employees or more	—	X	X	X
541	Professional, scientific, and technical services				
	All establishments	631	5 444	63 326	283 649
	Establishments with 1 to 4 employees	401	X	X	X
	Establishments with 5 to 9 employees	98	X	X	X
	Establishments with 10 to 19 employees	77	X	X	X
	Establishments with 20 to 49 employees	33	X	X	X
	Establishments with 50 to 99 employees	16	X	X	X
	Establishments with 100 to 249 employees	5	X	X	X
	Establishments with 250 to 499 employees	1	X	X	X
	Establishments with 500 to 999 employees	—	X	X	X
	Establishments with 1,000 employees or more	—	X	X	X
5411	Legal services				
	All establishments	216	1 056	12 638	70 742
	Establishments with 1 to 4 employees	160	X	X	X
	Establishments with 5 to 9 employees	29	X	X	X
	Establishments with 10 to 19 employees	21	X	X	X
	Establishments with 20 to 49 employees	4	X	X	X
	Establishments with 50 to 99 employees	1	X	X	X
	Establishments with 100 to 249 employees	1	X	X	X
	Establishments with 250 to 499 employees	—	X	X	X
	Establishments with 500 to 999 employees	—	X	X	X
	Establishments with 1,000 employees or more	—	X	X	X
54111	Offices of lawyers				
	All establishments	205	956	11 587	66 013
	Establishments with 1 to 4 employees	155	X	X	X
	Establishments with 5 to 9 employees	28	X	X	X
	Establishments with 10 to 19 employees	16	X	X	X
	Establishments with 20 to 49 employees	4	X	X	X
	Establishments with 50 to 99 employees	1	X	X	X
	Establishments with 100 to 249 employees	1	X	X	X
	Establishments with 250 to 499 employees	—	X	X	X
	Establishments with 500 to 999 employees	—	X	X	X
	Establishments with 1,000 employees or more	—	X	X	X
541110	Offices of lawyers				
	All establishments	205	956	11 587	66 013
	Establishments with 1 to 4 employees	155	X	X	X
	Establishments with 5 to 9 employees	28	X	X	X
	Establishments with 10 to 19 employees	16	X	X	X
	Establishments with 20 to 49 employees	4	X	X	X
	Establishments with 50 to 99 employees	1	X	X	X
	Establishments with 100 to 249 employees	1	X	X	X
	Establishments with 250 to 499 employees	—	X	X	X
	Establishments with 500 to 999 employees	—	X	X	X
	Establishments with 1,000 employees or more	—	X	X	X
54119	Other legal services				
	All establishments	11	100	1 051	4 729
	Establishments with 1 to 4 employees	5	X	X	X
	Establishments with 5 to 9 employees	1	X	X	X
	Establishments with 10 to 19 employees	5	X	X	X
	Establishments with 20 to 49 employees	—	X	X	X
	Establishments with 50 to 99 employees	—	X	X	X
	Establishments with 100 to 249 employees	—	X	X	X
	Establishments with 250 to 499 employees	—	X	X	X
	Establishments with 500 to 999 employees	—	X	X	X
	Establishments with 1,000 employees or more	—	X	X	X

See footnotes at end of table.

Table 5. Establishments, Employees, and Payroll by Industry and Employment Size of Establishments by County: 2004—Con.

[Excludes most government employees, railroad employees, and self-employed persons. Size class 1 to 4 employees includes establishments having payroll, but no employees, during mid-March pay period. For meaning of abbreviations and symbols, see introductory text. For explanation of terms, see Appendix A. For statement on reliability, see the note at the end of the table and Appendix C]

NAICS code	Geography, kind of business, and employment size class	Establishments (number)	Paid employees for pay period including March 12 (number)	First-quarter payroll (\$1,000)	Annual payroll (\$1,000)
	ATLANTIC—Con.				
54	Professional, scientific, and technical services—Con.				
541	Professional, scientific, and technical services—Con.				
5412	Accounting, tax preparation, bookkeeping, and payroll services				
	All establishments	100	834	5 718	23 071
	Establishments with 1 to 4 employees	61	X	X	X
	Establishments with 5 to 9 employees	19	X	X	X
	Establishments with 10 to 19 employees	14	X	X	X
	Establishments with 20 to 49 employees	4	X	X	X
	Establishments with 50 to 99 employees	1	X	X	X
	Establishments with 100 to 249 employees	—	X	X	X
	Establishments with 250 to 499 employees	1	X	X	X
	Establishments with 500 to 999 employees	—	X	X	X
	Establishments with 1,000 employees or more	—	X	X	X
54121	Accounting, tax preparation, bookkeeping, and payroll services				
	All establishments	100	834	5 718	23 071
	Establishments with 1 to 4 employees	61	X	X	X
	Establishments with 5 to 9 employees	19	X	X	X
	Establishments with 10 to 19 employees	14	X	X	X
	Establishments with 20 to 49 employees	4	X	X	X
	Establishments with 50 to 99 employees	1	X	X	X
	Establishments with 100 to 249 employees	—	X	X	X
	Establishments with 250 to 499 employees	1	X	X	X
	Establishments with 500 to 999 employees	—	X	X	X
	Establishments with 1,000 employees or more	—	X	X	X
541211	Offices of certified public accountants				
	All establishments	48	462	4 141	16 783
	Establishments with 1 to 4 employees	29	X	X	X
	Establishments with 5 to 9 employees	13	X	X	X
	Establishments with 10 to 19 employees	4	X	X	X
	Establishments with 20 to 49 employees	1	X	X	X
	Establishments with 50 to 99 employees	—	X	X	X
	Establishments with 100 to 249 employees	—	X	X	X
	Establishments with 250 to 499 employees	1	X	X	X
	Establishments with 500 to 999 employees	—	X	X	X
	Establishments with 1,000 employees or more	—	X	X	X
541213	Tax preparation services				
	All establishments	25	233	696	1 586
	Establishments with 1 to 4 employees	12	X	X	X
	Establishments with 5 to 9 employees	2	X	X	X
	Establishments with 10 to 19 employees	8	X	X	X
	Establishments with 20 to 49 employees	2	X	X	X
	Establishments with 50 to 99 employees	1	X	X	X
	Establishments with 100 to 249 employees	—	X	X	X
	Establishments with 250 to 499 employees	—	X	X	X
	Establishments with 500 to 999 employees	—	X	X	X
	Establishments with 1,000 employees or more	—	X	X	X
541219	Other accounting services				
	All establishments	24	137	869	4 606
	Establishments with 1 to 4 employees	17	X	X	X
	Establishments with 5 to 9 employees	4	X	X	X
	Establishments with 10 to 19 employees	2	X	X	X
	Establishments with 20 to 49 employees	1	X	X	X
	Establishments with 50 to 99 employees	—	X	X	X
	Establishments with 100 to 249 employees	—	X	X	X
	Establishments with 250 to 499 employees	—	X	X	X
	Establishments with 500 to 999 employees	—	X	X	X
	Establishments with 1,000 employees or more	—	X	X	X
5413	Architectural, engineering, and related services				
	All establishments	98	1 152	14 875	62 236
	Establishments with 1 to 4 employees	43	X	X	X
	Establishments with 5 to 9 employees	23	X	X	X
	Establishments with 10 to 19 employees	20	X	X	X
	Establishments with 20 to 49 employees	8	X	X	X
	Establishments with 50 to 99 employees	3	X	X	X
	Establishments with 100 to 249 employees	1	X	X	X
	Establishments with 250 to 499 employees	—	X	X	X
	Establishments with 500 to 999 employees	—	X	X	X
	Establishments with 1,000 employees or more	—	X	X	X
54131	Architectural services				
	All establishments	21	129	1 607	7 101
	Establishments with 1 to 4 employees	12	X	X	X
	Establishments with 5 to 9 employees	5	X	X	X
	Establishments with 10 to 19 employees	3	X	X	X
	Establishments with 20 to 49 employees	1	X	X	X
	Establishments with 50 to 99 employees	—	X	X	X
	Establishments with 100 to 249 employees	—	X	X	X
	Establishments with 250 to 499 employees	—	X	X	X
	Establishments with 500 to 999 employees	—	X	X	X
	Establishments with 1,000 employees or more	—	X	X	X

See footnotes at end of table.

Table 5. Establishments, Employees, and Payroll by Industry and Employment Size of Establishments by County: 2004—Con.

[Excludes most government employees, railroad employees, and self-employed persons. Size class 1 to 4 employees includes establishments having payroll, but no employees, during mid-March pay period. For meaning of abbreviations and symbols, see introductory text. For explanation of terms, see Appendix A. For statement on reliability, see the note at the end of the table and Appendix C]

NAICS code	Geography, kind of business, and employment size class	Establishments (number)	Paid employees for pay period including March 12 (number)	First-quarter payroll (\$1,000)	Annual payroll (\$1,000)
ATLANTIC—Con.					
54	Professional, scientific, and technical services—Con.				
541	Professional, scientific, and technical services—Con.				
5413	Architectural, engineering, and related services—Con.				
54131	Architectural services—Con.				
541310	Architectural services				
	All establishments	21	129	1 607	7 101
	Establishments with 1 to 4 employees	12	X	X	X
	Establishments with 5 to 9 employees	5	X	X	X
	Establishments with 10 to 19 employees	3	X	X	X
	Establishments with 20 to 49 employees	1	X	X	X
	Establishments with 50 to 99 employees	—	X	X	X
	Establishments with 100 to 249 employees	—	X	X	X
	Establishments with 250 to 499 employees	—	X	X	X
	Establishments with 500 to 999 employees	—	X	X	X
	Establishments with 1,000 employees or more	—	X	X	X
54133	Engineering services				
	All establishments	52	827	11 492	47 610
	Establishments with 1 to 4 employees	19	X	X	X
	Establishments with 5 to 9 employees	12	X	X	X
	Establishments with 10 to 19 employees	12	X	X	X
	Establishments with 20 to 49 employees	5	X	X	X
	Establishments with 50 to 99 employees	3	X	X	X
	Establishments with 100 to 249 employees	1	X	X	X
	Establishments with 250 to 499 employees	—	X	X	X
	Establishments with 500 to 999 employees	—	X	X	X
	Establishments with 1,000 employees or more	—	X	X	X
541330	Engineering services				
	All establishments	52	827	11 492	47 610
	Establishments with 1 to 4 employees	19	X	X	X
	Establishments with 5 to 9 employees	12	X	X	X
	Establishments with 10 to 19 employees	12	X	X	X
	Establishments with 20 to 49 employees	5	X	X	X
	Establishments with 50 to 99 employees	3	X	X	X
	Establishments with 100 to 249 employees	1	X	X	X
	Establishments with 250 to 499 employees	—	X	X	X
	Establishments with 500 to 999 employees	—	X	X	X
	Establishments with 1,000 employees or more	—	X	X	X
5415	Computer systems design and related services				
	All establishments	63	1 366	19 977	83 475
	Establishments with 1 to 4 employees	35	X	X	X
	Establishments with 5 to 9 employees	5	X	X	X
	Establishments with 10 to 19 employees	5	X	X	X
	Establishments with 20 to 49 employees	6	X	X	X
	Establishments with 50 to 99 employees	10	X	X	X
	Establishments with 100 to 249 employees	2	X	X	X
	Establishments with 250 to 499 employees	—	X	X	X
	Establishments with 500 to 999 employees	—	X	X	X
	Establishments with 1,000 employees or more	—	X	X	X
54151	Computer systems design and related services				
	All establishments	63	1 366	19 977	83 475
	Establishments with 1 to 4 employees	35	X	X	X
	Establishments with 5 to 9 employees	5	X	X	X
	Establishments with 10 to 19 employees	5	X	X	X
	Establishments with 20 to 49 employees	6	X	X	X
	Establishments with 50 to 99 employees	10	X	X	X
	Establishments with 100 to 249 employees	2	X	X	X
	Establishments with 250 to 499 employees	—	X	X	X
	Establishments with 500 to 999 employees	—	X	X	X
	Establishments with 1,000 employees or more	—	X	X	X
541511	Custom computer programming services				
	All establishments	20	e	D	D
	Establishments with 1 to 4 employees	13	X	X	X
	Establishments with 5 to 9 employees	3	X	X	X
	Establishments with 10 to 19 employees	—	X	X	X
	Establishments with 20 to 49 employees	1	X	X	X
	Establishments with 50 to 99 employees	3	X	X	X
	Establishments with 100 to 249 employees	—	X	X	X
	Establishments with 250 to 499 employees	—	X	X	X
	Establishments with 500 to 999 employees	—	X	X	X
	Establishments with 1,000 employees or more	—	X	X	X
541512	Computer systems design services				
	All establishments	28	465	6 643	25 852
	Establishments with 1 to 4 employees	16	X	X	X
	Establishments with 5 to 9 employees	2	X	X	X
	Establishments with 10 to 19 employees	4	X	X	X
	Establishments with 20 to 49 employees	2	X	X	X
	Establishments with 50 to 99 employees	4	X	X	X
	Establishments with 100 to 249 employees	—	X	X	X
	Establishments with 250 to 499 employees	—	X	X	X
	Establishments with 500 to 999 employees	—	X	X	X

See footnotes at end of table.

Table 5. Establishments, Employees, and Payroll by Industry and Employment Size of Establishments by County: 2004—Con.

[Excludes most government employees, railroad employees, and self-employed persons. Size class 1 to 4 employees includes establishments having payroll, but no employees, during mid-March pay period. For meaning of abbreviations and symbols, see introductory text. For explanation of terms, see Appendix A. For statement on reliability, see the note at the end of the table and Appendix C]

NAICS code	Geography, kind of business, and employment size class	Establishments (number)	Paid employees for pay period including March 12 (number)	First-quarter payroll (\$1,000)	Annual payroll (\$1,000)
	ATLANTIC—Con.				
54	Professional, scientific, and technical services—Con.				
541	Professional, scientific, and technical services—Con.				
5415	Computer systems design and related services—Con.				
54151	Computer systems design and related services—Con.				
541512	Computer systems design services—Con.				
	All establishments—Con.				
	Establishments with 1,000 employees or more	—	X	X	X
541513	Computer facilities management services				
	All establishments	8	299	4 410	18 762
	Establishments with 1 to 4 employees	2	X	X	X
	Establishments with 5 to 9 employees	—	X	X	X
	Establishments with 10 to 19 employees	1	X	X	X
	Establishments with 20 to 49 employees	3	X	X	X
	Establishments with 50 to 99 employees	1	X	X	X
	Establishments with 100 to 249 employees	1	X	X	X
	Establishments with 250 to 499 employees	—	X	X	X
	Establishments with 500 to 999 employees	—	X	X	X
	Establishments with 1,000 employees or more	—	X	X	X
541519	Other computer related services				
	All establishments	7	e	D	D
	Establishments with 1 to 4 employees	4	X	X	X
	Establishments with 5 to 9 employees	—	X	X	X
	Establishments with 10 to 19 employees	—	X	X	X
	Establishments with 20 to 49 employees	—	X	X	X
	Establishments with 50 to 99 employees	2	X	X	X
	Establishments with 100 to 249 employees	1	X	X	X
	Establishments with 250 to 499 employees	—	X	X	X
	Establishments with 500 to 999 employees	—	X	X	X
	Establishments with 1,000 employees or more	—	X	X	X
5416	Management, scientific, and technical consulting services				
	All establishments	71	303	3 683	15 767
	Establishments with 1 to 4 employees	55	X	X	X
	Establishments with 5 to 9 employees	8	X	X	X
	Establishments with 10 to 19 employees	4	X	X	X
	Establishments with 20 to 49 employees	3	X	X	X
	Establishments with 50 to 99 employees	1	X	X	X
	Establishments with 100 to 249 employees	—	X	X	X
	Establishments with 250 to 499 employees	—	X	X	X
	Establishments with 500 to 999 employees	—	X	X	X
	Establishments with 1,000 employees or more	—	X	X	X
54161	Management consulting services				
	All establishments	55	240	3 010	12 665
	Establishments with 1 to 4 employees	44	X	X	X
	Establishments with 5 to 9 employees	5	X	X	X
	Establishments with 10 to 19 employees	2	X	X	X
	Establishments with 20 to 49 employees	3	X	X	X
	Establishments with 50 to 99 employees	1	X	X	X
	Establishments with 100 to 249 employees	—	X	X	X
	Establishments with 250 to 499 employees	—	X	X	X
	Establishments with 500 to 999 employees	—	X	X	X
	Establishments with 1,000 employees or more	—	X	X	X
541611	Administrative management and general management consulting services				
	All establishments	32	129	2 127	7 997
	Establishments with 1 to 4 employees	26	X	X	X
	Establishments with 5 to 9 employees	3	X	X	X
	Establishments with 10 to 19 employees	—	X	X	X
	Establishments with 20 to 49 employees	3	X	X	X
	Establishments with 50 to 99 employees	—	X	X	X
	Establishments with 100 to 249 employees	—	X	X	X
	Establishments with 250 to 499 employees	—	X	X	X
	Establishments with 500 to 999 employees	—	X	X	X
	Establishments with 1,000 employees or more	—	X	X	X
5417	Scientific research and development services				
	All establishments	7	173	2 643	11 187
	Establishments with 1 to 4 employees	3	X	X	X
	Establishments with 5 to 9 employees	1	X	X	X
	Establishments with 10 to 19 employees	1	X	X	X
	Establishments with 20 to 49 employees	1	X	X	X
	Establishments with 50 to 99 employees	—	X	X	X
	Establishments with 100 to 249 employees	1	X	X	X
	Establishments with 250 to 499 employees	—	X	X	X
	Establishments with 500 to 999 employees	—	X	X	X
	Establishments with 1,000 employees or more	—	X	X	X

See footnotes at end of table.

Table 5. Establishments, Employees, and Payroll by Industry and Employment Size of Establishments by County: 2004—Con.

[Excludes most government employees, railroad employees, and self-employed persons. Size class 1 to 4 employees includes establishments having payroll, but no employees, during mid-March pay period. For meaning of abbreviations and symbols, see introductory text. For explanation of terms, see Appendix A. For statement on reliability, see the note at the end of the table and Appendix C]

NAICS code	Geography, kind of business, and employment size class	Establishments (number)	Paid employees for pay period including March 12 (number)	First-quarter payroll (\$1,000)	Annual payroll (\$1,000)
ATLANTIC—Con.					
54	Professional, scientific, and technical services—Con.				
541	Professional, scientific, and technical services—Con.				
5417	Scientific research and development services—Con.				
54171	Research and development in the physical, engineering, and life sciences				
	All establishments	6	c	D	D
	Establishments with 1 to 4 employees	2	X	X	X
	Establishments with 5 to 9 employees	1	X	X	X
	Establishments with 10 to 19 employees	1	X	X	X
	Establishments with 20 to 49 employees	1	X	X	X
	Establishments with 50 to 99 employees	—	X	X	X
	Establishments with 100 to 249 employees	1	X	X	X
	Establishments with 250 to 499 employees	—	X	X	X
	Establishments with 500 to 999 employees	—	X	X	X
	Establishments with 1,000 employees or more	—	X	X	X
541710	Research and development in the physical, engineering, and life sciences				
	All establishments	6	c	D	D
	Establishments with 1 to 4 employees	2	X	X	X
	Establishments with 5 to 9 employees	1	X	X	X
	Establishments with 10 to 19 employees	1	X	X	X
	Establishments with 20 to 49 employees	1	X	X	X
	Establishments with 50 to 99 employees	—	X	X	X
	Establishments with 100 to 249 employees	1	X	X	X
	Establishments with 250 to 499 employees	—	X	X	X
	Establishments with 500 to 999 employees	—	X	X	X
	Establishments with 1,000 employees or more	—	X	X	X
5418	Advertising and related services				
	All establishments	26	197	1 977	8 764
	Establishments with 1 to 4 employees	16	X	X	X
	Establishments with 5 to 9 employees	4	X	X	X
	Establishments with 10 to 19 employees	4	X	X	X
	Establishments with 20 to 49 employees	2	X	X	X
	Establishments with 50 to 99 employees	—	X	X	X
	Establishments with 100 to 249 employees	—	X	X	X
	Establishments with 250 to 499 employees	—	X	X	X
	Establishments with 500 to 999 employees	—	X	X	X
	Establishments with 1,000 employees or more	—	X	X	X
54181	Advertising agencies				
	All establishments	11	106	1 205	5 507
	Establishments with 1 to 4 employees	6	X	X	X
	Establishments with 5 to 9 employees	1	X	X	X
	Establishments with 10 to 19 employees	3	X	X	X
	Establishments with 20 to 49 employees	1	X	X	X
	Establishments with 50 to 99 employees	—	X	X	X
	Establishments with 100 to 249 employees	—	X	X	X
	Establishments with 250 to 499 employees	—	X	X	X
	Establishments with 500 to 999 employees	—	X	X	X
	Establishments with 1,000 employees or more	—	X	X	X
541810	Advertising agencies				
	All establishments	11	106	1 205	5 507
	Establishments with 1 to 4 employees	6	X	X	X
	Establishments with 5 to 9 employees	1	X	X	X
	Establishments with 10 to 19 employees	3	X	X	X
	Establishments with 20 to 49 employees	1	X	X	X
	Establishments with 50 to 99 employees	—	X	X	X
	Establishments with 100 to 249 employees	—	X	X	X
	Establishments with 250 to 499 employees	—	X	X	X
	Establishments with 500 to 999 employees	—	X	X	X
	Establishments with 1,000 employees or more	—	X	X	X
5419	Other professional, scientific, and technical services				
	All establishments	37	287	1 190	5 613
	Establishments with 1 to 4 employees	18	X	X	X
	Establishments with 5 to 9 employees	8	X	X	X
	Establishments with 10 to 19 employees	8	X	X	X
	Establishments with 20 to 49 employees	3	X	X	X
	Establishments with 50 to 99 employees	—	X	X	X
	Establishments with 100 to 249 employees	—	X	X	X
	Establishments with 250 to 499 employees	—	X	X	X
	Establishments with 500 to 999 employees	—	X	X	X
	Establishments with 1,000 employees or more	—	X	X	X
54194	Veterinary services				
	All establishments	16	183	793	3 452
	Establishments with 1 to 4 employees	4	X	X	X
	Establishments with 5 to 9 employees	5	X	X	X
	Establishments with 10 to 19 employees	5	X	X	X
	Establishments with 20 to 49 employees	2	X	X	X
	Establishments with 50 to 99 employees	—	X	X	X
	Establishments with 100 to 249 employees	—	X	X	X
	Establishments with 250 to 499 employees	—	X	X	X
	Establishments with 500 to 999 employees	—	X	X	X

See footnotes at end of table.

Table 5. Establishments, Employees, and Payroll by Industry and Employment Size of Establishments by County: 2004—Con.

[Excludes most government employees, railroad employees, and self-employed persons. Size class 1 to 4 employees includes establishments having payroll, but no employees, during mid-March pay period. For meaning of abbreviations and symbols, see introductory text. For explanation of terms, see Appendix A. For statement on reliability, see the note at the end of the table and Appendix C]

NAICS code	Geography, kind of business, and employment size class	Establishments (number)	Paid employees for pay period including March 12 (number)	First-quarter payroll (\$1,000)	Annual payroll (\$1,000)
	ATLANTIC—Con.				
54	Professional, scientific, and technical services—Con.				
541	Professional, scientific, and technical services—Con.				
5419	Other professional, scientific, and technical services—Con.				
54194	Veterinary services—Con.				
	All establishments—Con.				
	Establishments with 1,000 employees or more	—	X	X	X
541940	Veterinary services				
	All establishments	16	183	793	3 452
	Establishments with 1 to 4 employees	4	X	X	X
	Establishments with 5 to 9 employees	5	X	X	X
	Establishments with 10 to 19 employees	5	X	X	X
	Establishments with 20 to 49 employees	2	X	X	X
	Establishments with 50 to 99 employees	—	X	X	X
	Establishments with 100 to 249 employees	—	X	X	X
	Establishments with 250 to 499 employees	—	X	X	X
	Establishments with 500 to 999 employees	—	X	X	X
	Establishments with 1,000 employees or more	—	X	X	X
55	Management of companies and enterprises				
	All establishments	23	5 520	47 032	208 691
	Establishments with 1 to 4 employees	9	X	X	X
	Establishments with 5 to 9 employees	2	X	X	X
	Establishments with 10 to 19 employees	3	X	X	X
	Establishments with 20 to 49 employees	4	X	X	X
	Establishments with 50 to 99 employees	3	X	X	X
	Establishments with 100 to 249 employees	1	X	X	X
	Establishments with 250 to 499 employees	—	X	X	X
	Establishments with 500 to 999 employees	—	X	X	X
	Establishments with 1,000 employees or more	1	X	X	X
551	Management of companies and enterprises				
	All establishments	23	5 520	47 032	208 691
	Establishments with 1 to 4 employees	9	X	X	X
	Establishments with 5 to 9 employees	2	X	X	X
	Establishments with 10 to 19 employees	3	X	X	X
	Establishments with 20 to 49 employees	4	X	X	X
	Establishments with 50 to 99 employees	3	X	X	X
	Establishments with 100 to 249 employees	1	X	X	X
	Establishments with 250 to 499 employees	—	X	X	X
	Establishments with 500 to 999 employees	—	X	X	X
	Establishments with 1,000 employees or more	1	X	X	X
5511	Management of companies and enterprises				
	All establishments	23	5 520	47 032	208 691
	Establishments with 1 to 4 employees	9	X	X	X
	Establishments with 5 to 9 employees	2	X	X	X
	Establishments with 10 to 19 employees	3	X	X	X
	Establishments with 20 to 49 employees	4	X	X	X
	Establishments with 50 to 99 employees	3	X	X	X
	Establishments with 100 to 249 employees	1	X	X	X
	Establishments with 250 to 499 employees	—	X	X	X
	Establishments with 500 to 999 employees	—	X	X	X
	Establishments with 1,000 employees or more	1	X	X	X
55111	Management of companies and enterprises				
	All establishments	23	5 520	47 032	208 691
	Establishments with 1 to 4 employees	9	X	X	X
	Establishments with 5 to 9 employees	2	X	X	X
	Establishments with 10 to 19 employees	3	X	X	X
	Establishments with 20 to 49 employees	4	X	X	X
	Establishments with 50 to 99 employees	3	X	X	X
	Establishments with 100 to 249 employees	1	X	X	X
	Establishments with 250 to 499 employees	—	X	X	X
	Establishments with 500 to 999 employees	—	X	X	X
	Establishments with 1,000 employees or more	1	X	X	X
551114	Corporate, subsidiary, and regional managing offices				
	All establishments	20	5 398	45 301	201 910
	Establishments with 1 to 4 employees	9	X	X	X
	Establishments with 5 to 9 employees	1	X	X	X
	Establishments with 10 to 19 employees	3	X	X	X
	Establishments with 20 to 49 employees	3	X	X	X
	Establishments with 50 to 99 employees	2	X	X	X
	Establishments with 100 to 249 employees	1	X	X	X
	Establishments with 250 to 499 employees	—	X	X	X
	Establishments with 500 to 999 employees	—	X	X	X
	Establishments with 1,000 employees or more	1	X	X	X

See footnotes at end of table.

Table 5. Establishments, Employees, and Payroll by Industry and Employment Size of Establishments by County: 2004—Con.

[Excludes most government employees, railroad employees, and self-employed persons. Size class 1 to 4 employees includes establishments having payroll, but no employees, during mid-March pay period. For meaning of abbreviations and symbols, see introductory text. For explanation of terms, see Appendix A. For statement on reliability, see the note at the end of the table and Appendix C]

NAICS code	Geography, kind of business, and employment size class	Establishments (number)	Paid employees for pay period including March 12 (number)	First-quarter payroll (\$1,000)	Annual payroll (\$1,000)
	ATLANTIC—Con.				
56	Administrative and support and waste management and remediation services				
	All establishments	352	4 353	23 018	100 566
	Establishments with 1 to 4 employees	224	X	X	X
	Establishments with 5 to 9 employees	51	X	X	X
	Establishments with 10 to 19 employees	33	X	X	X
	Establishments with 20 to 49 employees	25	X	X	X
	Establishments with 50 to 99 employees	13	X	X	X
	Establishments with 100 to 249 employees	2	X	X	X
	Establishments with 250 to 499 employees	4	X	X	X
	Establishments with 500 to 999 employees	-	X	X	X
	Establishments with 1,000 employees or more	-	X	X	X
561	Administrative and support services				
	All establishments	345	4 248	22 161	96 770
	Establishments with 1 to 4 employees	221	X	X	X
	Establishments with 5 to 9 employees	49	X	X	X
	Establishments with 10 to 19 employees	33	X	X	X
	Establishments with 20 to 49 employees	24	X	X	X
	Establishments with 50 to 99 employees	12	X	X	X
	Establishments with 100 to 249 employees	2	X	X	X
	Establishments with 250 to 499 employees	4	X	X	X
	Establishments with 500 to 999 employees	-	X	X	X
	Establishments with 1,000 employees or more	-	X	X	X
5611	Office administrative services				
	All establishments	23	363	2 960	12 057
	Establishments with 1 to 4 employees	10	X	X	X
	Establishments with 5 to 9 employees	3	X	X	X
	Establishments with 10 to 19 employees	6	X	X	X
	Establishments with 20 to 49 employees	2	X	X	X
	Establishments with 50 to 99 employees	1	X	X	X
	Establishments with 100 to 249 employees	1	X	X	X
	Establishments with 250 to 499 employees	-	X	X	X
	Establishments with 500 to 999 employees	-	X	X	X
	Establishments with 1,000 employees or more	-	X	X	X
56111	Office administrative services				
	All establishments	23	363	2 960	12 057
	Establishments with 1 to 4 employees	10	X	X	X
	Establishments with 5 to 9 employees	3	X	X	X
	Establishments with 10 to 19 employees	6	X	X	X
	Establishments with 20 to 49 employees	2	X	X	X
	Establishments with 50 to 99 employees	1	X	X	X
	Establishments with 100 to 249 employees	1	X	X	X
	Establishments with 250 to 499 employees	-	X	X	X
	Establishments with 500 to 999 employees	-	X	X	X
	Establishments with 1,000 employees or more	-	X	X	X
561110	Office administrative services				
	All establishments	23	363	2 960	12 057
	Establishments with 1 to 4 employees	10	X	X	X
	Establishments with 5 to 9 employees	3	X	X	X
	Establishments with 10 to 19 employees	6	X	X	X
	Establishments with 20 to 49 employees	2	X	X	X
	Establishments with 50 to 99 employees	1	X	X	X
	Establishments with 100 to 249 employees	1	X	X	X
	Establishments with 250 to 499 employees	-	X	X	X
	Establishments with 500 to 999 employees	-	X	X	X
	Establishments with 1,000 employees or more	-	X	X	X
5613	Employment services				
	All establishments	18	1 166	6 159	24 350
	Establishments with 1 to 4 employees	2	X	X	X
	Establishments with 5 to 9 employees	1	X	X	X
	Establishments with 10 to 19 employees	3	X	X	X
	Establishments with 20 to 49 employees	5	X	X	X
	Establishments with 50 to 99 employees	5	X	X	X
	Establishments with 100 to 249 employees	-	X	X	X
	Establishments with 250 to 499 employees	2	X	X	X
	Establishments with 500 to 999 employees	-	X	X	X
	Establishments with 1,000 employees or more	-	X	X	X
56132	Temporary help services				
	All establishments	14	f	D	D
	Establishments with 1 to 4 employees	2	X	X	X
	Establishments with 5 to 9 employees	-	X	X	X
	Establishments with 10 to 19 employees	2	X	X	X
	Establishments with 20 to 49 employees	4	X	X	X
	Establishments with 50 to 99 employees	5	X	X	X
	Establishments with 100 to 249 employees	-	X	X	X
	Establishments with 250 to 499 employees	1	X	X	X
	Establishments with 500 to 999 employees	-	X	X	X
	Establishments with 1,000 employees or more	-	X	X	X

See footnotes at end of table.

Table 5. Establishments, Employees, and Payroll by Industry and Employment Size of Establishments by County: 2004—Con.

[Excludes most government employees, railroad employees, and self-employed persons. Size class 1 to 4 employees includes establishments having payroll, but no employees, during mid-March pay period. For meaning of abbreviations and symbols, see introductory text. For explanation of terms, see Appendix A. For statement on reliability, see the note at the end of the table and Appendix C]

NAICS code	Geography, kind of business, and employment size class	Establishments (number)	Paid employees for pay period including March 12 (number)	First-quarter payroll (\$1,000)	Annual payroll (\$1,000)
56	ATLANTIC—Con.				
	Administrative and support and waste management and remediation services—Con.				
561	Administrative and support services—Con.				
5613	Employment services—Con.				
56132	Temporary help services—Con.				
561320	Temporary help services				
	All establishments	14	f	D	D
	Establishments with 1 to 4 employees	2	X	X	X
	Establishments with 5 to 9 employees	—	X	X	X
	Establishments with 10 to 19 employees	2	X	X	X
	Establishments with 20 to 49 employees	4	X	X	X
	Establishments with 50 to 99 employees	5	X	X	X
	Establishments with 100 to 249 employees	—	X	X	X
	Establishments with 250 to 499 employees	1	X	X	X
	Establishments with 500 to 999 employees	—	X	X	X
	Establishments with 1,000 employees or more	—	X	X	X
56133	Professional employer organizations				
	All establishments	2	e	D	D
	Establishments with 1 to 4 employees	—	X	X	X
	Establishments with 5 to 9 employees	—	X	X	X
	Establishments with 10 to 19 employees	—	X	X	X
	Establishments with 20 to 49 employees	1	X	X	X
	Establishments with 50 to 99 employees	—	X	X	X
	Establishments with 100 to 249 employees	—	X	X	X
	Establishments with 250 to 499 employees	1	X	X	X
	Establishments with 500 to 999 employees	—	X	X	X
	Establishments with 1,000 employees or more	—	X	X	X
561330	Professional employer organizations				
	All establishments	2	e	D	D
	Establishments with 1 to 4 employees	—	X	X	X
	Establishments with 5 to 9 employees	—	X	X	X
	Establishments with 10 to 19 employees	—	X	X	X
	Establishments with 20 to 49 employees	1	X	X	X
	Establishments with 50 to 99 employees	—	X	X	X
	Establishments with 100 to 249 employees	—	X	X	X
	Establishments with 250 to 499 employees	1	X	X	X
	Establishments with 500 to 999 employees	—	X	X	X
	Establishments with 1,000 employees or more	—	X	X	X
5614	Business support services				
	All establishments	21	c	D	D
	Establishments with 1 to 4 employees	12	X	X	X
	Establishments with 5 to 9 employees	4	X	X	X
	Establishments with 10 to 19 employees	4	X	X	X
	Establishments with 20 to 49 employees	1	X	X	X
	Establishments with 50 to 99 employees	—	X	X	X
	Establishments with 100 to 249 employees	—	X	X	X
	Establishments with 250 to 499 employees	—	X	X	X
	Establishments with 500 to 999 employees	—	X	X	X
	Establishments with 1,000 employees or more	—	X	X	X
5615	Travel arrangement and reservation services				
	All establishments	32	147	1 042	5 127
	Establishments with 1 to 4 employees	24	X	X	X
	Establishments with 5 to 9 employees	3	X	X	X
	Establishments with 10 to 19 employees	4	X	X	X
	Establishments with 20 to 49 employees	1	X	X	X
	Establishments with 50 to 99 employees	—	X	X	X
	Establishments with 100 to 249 employees	—	X	X	X
	Establishments with 250 to 499 employees	—	X	X	X
	Establishments with 500 to 999 employees	—	X	X	X
	Establishments with 1,000 employees or more	—	X	X	X
5616	Investigation and security services				
	All establishments	13	466	2 184	8 779
	Establishments with 1 to 4 employees	7	X	X	X
	Establishments with 5 to 9 employees	1	X	X	X
	Establishments with 10 to 19 employees	—	X	X	X
	Establishments with 20 to 49 employees	2	X	X	X
	Establishments with 50 to 99 employees	2	X	X	X
	Establishments with 100 to 249 employees	1	X	X	X
	Establishments with 250 to 499 employees	—	X	X	X
	Establishments with 500 to 999 employees	—	X	X	X
	Establishments with 1,000 employees or more	—	X	X	X
56161	Investigation, guard, and armored car services				
	All establishments	9	e	D	D
	Establishments with 1 to 4 employees	5	X	X	X
	Establishments with 5 to 9 employees	—	X	X	X
	Establishments with 10 to 19 employees	—	X	X	X
	Establishments with 20 to 49 employees	2	X	X	X
	Establishments with 50 to 99 employees	1	X	X	X
	Establishments with 100 to 249 employees	1	X	X	X
	Establishments with 250 to 499 employees	—	X	X	X
	Establishments with 500 to 999 employees	—	X	X	X
	Establishments with 1,000 employees or more	—	X	X	X

See footnotes at end of table.

Table 5. Establishments, Employees, and Payroll by Industry and Employment Size of Establishments by County: 2004—Con.

[Excludes most government employees, railroad employees, and self-employed persons. Size class 1 to 4 employees includes establishments having payroll, but no employees, during mid-March pay period. For meaning of abbreviations and symbols, see introductory text. For explanation of terms, see Appendix A. For statement on reliability, see the note at the end of the table and Appendix C]

NAICS code	Geography, kind of business, and employment size class	Establishments (number)	Paid employees for pay period including March 12 (number)	First-quarter payroll (\$1,000)	Annual payroll (\$1,000)
	ATLANTIC—Con.				
56	Administrative and support and waste management and remediation services—Con.				
561	Administrative and support services—Con.				
5616	Investigation and security services—Con.				
56161	Investigation, guard, and armored car services—Con.				
	All establishments—Con.				
	Establishments with 1,000 employees or more	—	X	X	X
561612	Security guards and patrol services				
	All establishments	4	317	890	3 167
	Establishments with 1 to 4 employees	1	X	X	X
	Establishments with 5 to 9 employees	—	X	X	X
	Establishments with 10 to 19 employees	—	X	X	X
	Establishments with 20 to 49 employees	1	X	X	X
	Establishments with 50 to 99 employees	1	X	X	X
	Establishments with 100 to 249 employees	1	X	X	X
	Establishments with 250 to 499 employees	—	X	X	X
	Establishments with 500 to 999 employees	—	X	X	X
	Establishments with 1,000 employees or more	—	X	X	X
56162	Security systems services				
	All establishments	4	c	D	D
	Establishments with 1 to 4 employees	2	X	X	X
	Establishments with 5 to 9 employees	1	X	X	X
	Establishments with 10 to 19 employees	—	X	X	X
	Establishments with 20 to 49 employees	—	X	X	X
	Establishments with 50 to 99 employees	1	X	X	X
	Establishments with 100 to 249 employees	—	X	X	X
	Establishments with 250 to 499 employees	—	X	X	X
	Establishments with 500 to 999 employees	—	X	X	X
	Establishments with 1,000 employees or more	—	X	X	X
561621	Security systems services (except locksmiths)				
	All establishments	3	c	D	D
	Establishments with 1 to 4 employees	2	X	X	X
	Establishments with 5 to 9 employees	—	X	X	X
	Establishments with 10 to 19 employees	—	X	X	X
	Establishments with 20 to 49 employees	—	X	X	X
	Establishments with 50 to 99 employees	1	X	X	X
	Establishments with 100 to 249 employees	—	X	X	X
	Establishments with 250 to 499 employees	—	X	X	X
	Establishments with 500 to 999 employees	—	X	X	X
	Establishments with 1,000 employees or more	—	X	X	X
5617	Services to buildings and dwellings				
	All establishments	214	956	3 351	21 099
	Establishments with 1 to 4 employees	155	X	X	X
	Establishments with 5 to 9 employees	34	X	X	X
	Establishments with 10 to 19 employees	14	X	X	X
	Establishments with 20 to 49 employees	10	X	X	X
	Establishments with 50 to 99 employees	1	X	X	X
	Establishments with 100 to 249 employees	—	X	X	X
	Establishments with 250 to 499 employees	—	X	X	X
	Establishments with 500 to 999 employees	—	X	X	X
	Establishments with 1,000 employees or more	—	X	X	X
56172	Janitorial services				
	All establishments	52	350	1 425	5 978
	Establishments with 1 to 4 employees	31	X	X	X
	Establishments with 5 to 9 employees	10	X	X	X
	Establishments with 10 to 19 employees	7	X	X	X
	Establishments with 20 to 49 employees	4	X	X	X
	Establishments with 50 to 99 employees	—	X	X	X
	Establishments with 100 to 249 employees	—	X	X	X
	Establishments with 250 to 499 employees	—	X	X	X
	Establishments with 500 to 999 employees	—	X	X	X
	Establishments with 1,000 employees or more	—	X	X	X
561720	Janitorial services				
	All establishments	52	350	1 425	5 978
	Establishments with 1 to 4 employees	31	X	X	X
	Establishments with 5 to 9 employees	10	X	X	X
	Establishments with 10 to 19 employees	7	X	X	X
	Establishments with 20 to 49 employees	4	X	X	X
	Establishments with 50 to 99 employees	—	X	X	X
	Establishments with 100 to 249 employees	—	X	X	X
	Establishments with 250 to 499 employees	—	X	X	X
	Establishments with 500 to 999 employees	—	X	X	X
	Establishments with 1,000 employees or more	—	X	X	X

See footnotes at end of table.

Table 5. Establishments, Employees, and Payroll by Industry and Employment Size of Establishments by County: 2004—Con.

[Excludes most government employees, railroad employees, and self-employed persons. Size class 1 to 4 employees includes establishments having payroll, but no employees, during mid-March pay period. For meaning of abbreviations and symbols, see introductory text. For explanation of terms, see Appendix A. For statement on reliability, see the note at the end of the table and Appendix C]

NAICS code	Geography, kind of business, and employment size class	Establishments (number)	Paid employees for pay period including March 12 (number)	First-quarter payroll (\$1,000)	Annual payroll (\$1,000)
56	ATLANTIC—Con.				
	Administrative and support and waste management and remediation services—Con.				
561	Administrative and support services—Con.				
5617	Services to buildings and dwellings—Con.				
56173	Landscaping services				
	All establishments	136	504	1 313	11 400
	Establishments with 1 to 4 employees	104	X	X	X
	Establishments with 5 to 9 employees	21	X	X	X
	Establishments with 10 to 19 employees	5	X	X	X
	Establishments with 20 to 49 employees	5	X	X	X
	Establishments with 50 to 99 employees	1	X	X	X
	Establishments with 100 to 249 employees	—	X	X	X
	Establishments with 250 to 499 employees	—	X	X	X
	Establishments with 500 to 999 employees	—	X	X	X
	Establishments with 1,000 employees or more	—	X	X	X
561730	Landscaping services				
	All establishments	136	504	1 313	11 400
	Establishments with 1 to 4 employees	104	X	X	X
	Establishments with 5 to 9 employees	21	X	X	X
	Establishments with 10 to 19 employees	5	X	X	X
	Establishments with 20 to 49 employees	5	X	X	X
	Establishments with 50 to 99 employees	1	X	X	X
	Establishments with 100 to 249 employees	—	X	X	X
	Establishments with 250 to 499 employees	—	X	X	X
	Establishments with 500 to 999 employees	—	X	X	X
	Establishments with 1,000 employees or more	—	X	X	X
5619	Other support services				
	All establishments	22	925	4 548	18 588
	Establishments with 1 to 4 employees	11	X	X	X
	Establishments with 5 to 9 employees	3	X	X	X
	Establishments with 10 to 19 employees	2	X	X	X
	Establishments with 20 to 49 employees	1	X	X	X
	Establishments with 50 to 99 employees	3	X	X	X
	Establishments with 100 to 249 employees	—	X	X	X
	Establishments with 250 to 499 employees	2	X	X	X
	Establishments with 500 to 999 employees	—	X	X	X
	Establishments with 1,000 employees or more	—	X	X	X
56192	Convention and trade show organizers				
	All establishments	8	699	3 383	13 345
	Establishments with 1 to 4 employees	4	X	X	X
	Establishments with 5 to 9 employees	1	X	X	X
	Establishments with 10 to 19 employees	—	X	X	X
	Establishments with 20 to 49 employees	—	X	X	X
	Establishments with 50 to 99 employees	1	X	X	X
	Establishments with 100 to 249 employees	—	X	X	X
	Establishments with 250 to 499 employees	2	X	X	X
	Establishments with 500 to 999 employees	—	X	X	X
	Establishments with 1,000 employees or more	—	X	X	X
561920	Convention and trade show organizers				
	All establishments	8	699	3 383	13 345
	Establishments with 1 to 4 employees	4	X	X	X
	Establishments with 5 to 9 employees	1	X	X	X
	Establishments with 10 to 19 employees	—	X	X	X
	Establishments with 20 to 49 employees	—	X	X	X
	Establishments with 50 to 99 employees	1	X	X	X
	Establishments with 100 to 249 employees	—	X	X	X
	Establishments with 250 to 499 employees	2	X	X	X
	Establishments with 500 to 999 employees	—	X	X	X
	Establishments with 1,000 employees or more	—	X	X	X
56199	All other support services				
	All establishments	11	c	D	D
	Establishments with 1 to 4 employees	6	X	X	X
	Establishments with 5 to 9 employees	1	X	X	X
	Establishments with 10 to 19 employees	1	X	X	X
	Establishments with 20 to 49 employees	1	X	X	X
	Establishments with 50 to 99 employees	2	X	X	X
	Establishments with 100 to 249 employees	—	X	X	X
	Establishments with 250 to 499 employees	—	X	X	X
	Establishments with 500 to 999 employees	—	X	X	X
	Establishments with 1,000 employees or more	—	X	X	X
561990	All other support services				
	All establishments	11	c	D	D
	Establishments with 1 to 4 employees	6	X	X	X
	Establishments with 5 to 9 employees	1	X	X	X
	Establishments with 10 to 19 employees	1	X	X	X
	Establishments with 20 to 49 employees	1	X	X	X
	Establishments with 50 to 99 employees	2	X	X	X
	Establishments with 100 to 249 employees	—	X	X	X
	Establishments with 250 to 499 employees	—	X	X	X
	Establishments with 500 to 999 employees	—	X	X	X
	Establishments with 1,000 employees or more	—	X	X	X

See footnotes at end of table.

Table 5. Establishments, Employees, and Payroll by Industry and Employment Size of Establishments by County: 2004—Con.

[Excludes most government employees, railroad employees, and self-employed persons. Size class 1 to 4 employees includes establishments having payroll, but no employees, during mid-March pay period. For meaning of abbreviations and symbols, see introductory text. For explanation of terms, see Appendix A. For statement on reliability, see the note at the end of the table and Appendix C]

NAICS code	Geography, kind of business, and employment size class	Establishments (number)	Paid employees for pay period including March 12 (number)	First-quarter payroll (\$1,000)	Annual payroll (\$1,000)
	ATLANTIC—Con.				
56	Administrative and support and waste management and remediation services—Con.				
562	Waste management and remediation services				
	All establishments	7	105	857	3 796
	Establishments with 1 to 4 employees	3	X	X	X
	Establishments with 5 to 9 employees	2	X	X	X
	Establishments with 10 to 19 employees	—	X	X	X
	Establishments with 20 to 49 employees	1	X	X	X
	Establishments with 50 to 99 employees	1	X	X	X
	Establishments with 100 to 249 employees	—	X	X	X
	Establishments with 250 to 499 employees	—	X	X	X
	Establishments with 500 to 999 employees	—	X	X	X
	Establishments with 1,000 employees or more	—	X	X	X
61	Educational services				
	All establishments	76	1 594	12 841	47 518
	Establishments with 1 to 4 employees	29	X	X	X
	Establishments with 5 to 9 employees	16	X	X	X
	Establishments with 10 to 19 employees	14	X	X	X
	Establishments with 20 to 49 employees	11	X	X	X
	Establishments with 50 to 99 employees	5	X	X	X
	Establishments with 100 to 249 employees	—	X	X	X
	Establishments with 250 to 499 employees	—	X	X	X
	Establishments with 500 to 999 employees	1	X	X	X
	Establishments with 1,000 employees or more	—	X	X	X
611	Educational services				
	All establishments	76	1 594	12 841	47 518
	Establishments with 1 to 4 employees	29	X	X	X
	Establishments with 5 to 9 employees	16	X	X	X
	Establishments with 10 to 19 employees	14	X	X	X
	Establishments with 20 to 49 employees	11	X	X	X
	Establishments with 50 to 99 employees	5	X	X	X
	Establishments with 100 to 249 employees	—	X	X	X
	Establishments with 250 to 499 employees	—	X	X	X
	Establishments with 500 to 999 employees	1	X	X	X
	Establishments with 1,000 employees or more	—	X	X	X
6111	Elementary and secondary schools				
	All establishments	21	1 193	11 160	40 864
	Establishments with 1 to 4 employees	3	X	X	X
	Establishments with 5 to 9 employees	2	X	X	X
	Establishments with 10 to 19 employees	4	X	X	X
	Establishments with 20 to 49 employees	7	X	X	X
	Establishments with 50 to 99 employees	4	X	X	X
	Establishments with 100 to 249 employees	—	X	X	X
	Establishments with 250 to 499 employees	—	X	X	X
	Establishments with 500 to 999 employees	1	X	X	X
	Establishments with 1,000 employees or more	—	X	X	X
61111	Elementary and secondary schools				
	All establishments	21	1 193	11 160	40 864
	Establishments with 1 to 4 employees	3	X	X	X
	Establishments with 5 to 9 employees	2	X	X	X
	Establishments with 10 to 19 employees	4	X	X	X
	Establishments with 20 to 49 employees	7	X	X	X
	Establishments with 50 to 99 employees	4	X	X	X
	Establishments with 100 to 249 employees	—	X	X	X
	Establishments with 250 to 499 employees	—	X	X	X
	Establishments with 500 to 999 employees	1	X	X	X
	Establishments with 1,000 employees or more	—	X	X	X
611110	Elementary and secondary schools				
	All establishments	21	1 193	11 160	40 864
	Establishments with 1 to 4 employees	3	X	X	X
	Establishments with 5 to 9 employees	2	X	X	X
	Establishments with 10 to 19 employees	4	X	X	X
	Establishments with 20 to 49 employees	7	X	X	X
	Establishments with 50 to 99 employees	4	X	X	X
	Establishments with 100 to 249 employees	—	X	X	X
	Establishments with 250 to 499 employees	—	X	X	X
	Establishments with 500 to 999 employees	1	X	X	X
	Establishments with 1,000 employees or more	—	X	X	X
6116	Other schools and instruction				
	All establishments	34	190	609	2 356
	Establishments with 1 to 4 employees	18	X	X	X
	Establishments with 5 to 9 employees	10	X	X	X
	Establishments with 10 to 19 employees	4	X	X	X
	Establishments with 20 to 49 employees	2	X	X	X
	Establishments with 50 to 99 employees	—	X	X	X
	Establishments with 100 to 249 employees	—	X	X	X
	Establishments with 250 to 499 employees	—	X	X	X
	Establishments with 500 to 999 employees	—	X	X	X
	Establishments with 1,000 employees or more	—	X	X	X

See footnotes at end of table.

Table 5. Establishments, Employees, and Payroll by Industry and Employment Size of Establishments by County: 2004—Con.

[Excludes most government employees, railroad employees, and self-employed persons. Size class 1 to 4 employees includes establishments having payroll, but no employees, during mid-March pay period. For meaning of abbreviations and symbols, see introductory text. For explanation of terms, see Appendix A. For statement on reliability, see the note at the end of the table and Appendix C]

NAICS code	Geography, kind of business, and employment size class	Establishments (number)	Paid employees for pay period including March 12 (number)	First-quarter payroll (\$1,000)	Annual payroll (\$1,000)
	ATLANTIC—Con.				
62	Health care and social assistance				
	All establishments	755	15 151	131 505	567 658
	Establishments with 1 to 4 employees	319	X	X	X
	Establishments with 5 to 9 employees	217	X	X	X
	Establishments with 10 to 19 employees	106	X	X	X
	Establishments with 20 to 49 employees	72	X	X	X
	Establishments with 50 to 99 employees	22	X	X	X
	Establishments with 100 to 249 employees	11	X	X	X
	Establishments with 250 to 499 employees	4	X	X	X
	Establishments with 500 to 999 employees	1	X	X	X
	Establishments with 1,000 employees or more	3	X	X	X
621	Ambulatory health care services				
	All establishments	556	5 089	50 921	234 262
	Establishments with 1 to 4 employees	269	X	X	X
	Establishments with 5 to 9 employees	153	X	X	X
	Establishments with 10 to 19 employees	71	X	X	X
	Establishments with 20 to 49 employees	50	X	X	X
	Establishments with 50 to 99 employees	11	X	X	X
	Establishments with 100 to 249 employees	1	X	X	X
	Establishments with 250 to 499 employees	1	X	X	X
	Establishments with 500 to 999 employees	—	X	X	X
	Establishments with 1,000 employees or more	—	X	X	X
6211	Offices of physicians				
	All establishments	263	2 171	27 309	129 722
	Establishments with 1 to 4 employees	119	X	X	X
	Establishments with 5 to 9 employees	79	X	X	X
	Establishments with 10 to 19 employees	37	X	X	X
	Establishments with 20 to 49 employees	25	X	X	X
	Establishments with 50 to 99 employees	3	X	X	X
	Establishments with 100 to 249 employees	—	X	X	X
	Establishments with 250 to 499 employees	—	X	X	X
	Establishments with 500 to 999 employees	—	X	X	X
	Establishments with 1,000 employees or more	—	X	X	X
62111	Offices of physicians				
	All establishments	263	2 171	27 309	129 722
	Establishments with 1 to 4 employees	119	X	X	X
	Establishments with 5 to 9 employees	79	X	X	X
	Establishments with 10 to 19 employees	37	X	X	X
	Establishments with 20 to 49 employees	25	X	X	X
	Establishments with 50 to 99 employees	3	X	X	X
	Establishments with 100 to 249 employees	—	X	X	X
	Establishments with 250 to 499 employees	—	X	X	X
	Establishments with 500 to 999 employees	—	X	X	X
	Establishments with 1,000 employees or more	—	X	X	X
621111	Offices of physicians (except mental health specialists)				
	All establishments	254	2 142	27 152	128 964
	Establishments with 1 to 4 employees	111	X	X	X
	Establishments with 5 to 9 employees	79	X	X	X
	Establishments with 10 to 19 employees	36	X	X	X
	Establishments with 20 to 49 employees	25	X	X	X
	Establishments with 50 to 99 employees	3	X	X	X
	Establishments with 100 to 249 employees	—	X	X	X
	Establishments with 250 to 499 employees	—	X	X	X
	Establishments with 500 to 999 employees	—	X	X	X
	Establishments with 1,000 employees or more	—	X	X	X
6212	Offices of dentists				
	All establishments	99	687	5 929	27 461
	Establishments with 1 to 4 employees	42	X	X	X
	Establishments with 5 to 9 employees	35	X	X	X
	Establishments with 10 to 19 employees	18	X	X	X
	Establishments with 20 to 49 employees	4	X	X	X
	Establishments with 50 to 99 employees	—	X	X	X
	Establishments with 100 to 249 employees	—	X	X	X
	Establishments with 250 to 499 employees	—	X	X	X
	Establishments with 500 to 999 employees	—	X	X	X
	Establishments with 1,000 employees or more	—	X	X	X
62121	Offices of dentists				
	All establishments	99	687	5 929	27 461
	Establishments with 1 to 4 employees	42	X	X	X
	Establishments with 5 to 9 employees	35	X	X	X
	Establishments with 10 to 19 employees	18	X	X	X
	Establishments with 20 to 49 employees	4	X	X	X
	Establishments with 50 to 99 employees	—	X	X	X
	Establishments with 100 to 249 employees	—	X	X	X
	Establishments with 250 to 499 employees	—	X	X	X
	Establishments with 500 to 999 employees	—	X	X	X
	Establishments with 1,000 employees or more	—	X	X	X

See footnotes at end of table.

Table 5. Establishments, Employees, and Payroll by Industry and Employment Size of Establishments by County: 2004—Con.

[Excludes most government employees, railroad employees, and self-employed persons. Size class 1 to 4 employees includes establishments having payroll, but no employees, during mid-March pay period. For meaning of abbreviations and symbols, see introductory text. For explanation of terms, see Appendix A. For statement on reliability, see the note at the end of the table and Appendix C]

NAICS code	Geography, kind of business, and employment size class	Establishments (number)	Paid employees for pay period including March 12 (number)	First-quarter payroll (\$1,000)	Annual payroll (\$1,000)
62	ATLANTIC—Con.				
	Health care and social assistance—Con.				
621	Ambulatory health care services—Con.				
6212	Offices of dentists—Con.				
62121	Offices of dentists—Con.				
621210	Offices of dentists				
	All establishments	99	687	5 929	27 461
	Establishments with 1 to 4 employees	42	X	X	X
	Establishments with 5 to 9 employees	35	X	X	X
	Establishments with 10 to 19 employees	18	X	X	X
	Establishments with 20 to 49 employees	4	X	X	X
	Establishments with 50 to 99 employees	—	X	X	X
	Establishments with 100 to 249 employees	—	X	X	X
	Establishments with 250 to 499 employees	—	X	X	X
	Establishments with 500 to 999 employees	—	X	X	X
	Establishments with 1,000 employees or more	—	X	X	X
6213	Offices of other health practitioners				
	All establishments	120	514	3 776	16 029
	Establishments with 1 to 4 employees	86	X	X	X
	Establishments with 5 to 9 employees	26	X	X	X
	Establishments with 10 to 19 employees	5	X	X	X
	Establishments with 20 to 49 employees	3	X	X	X
	Establishments with 50 to 99 employees	—	X	X	X
	Establishments with 100 to 249 employees	—	X	X	X
	Establishments with 250 to 499 employees	—	X	X	X
	Establishments with 500 to 999 employees	—	X	X	X
	Establishments with 1,000 employees or more	—	X	X	X
62131	Offices of chiropractors				
	All establishments	38	121	664	2 850
	Establishments with 1 to 4 employees	30	X	X	X
	Establishments with 5 to 9 employees	7	X	X	X
	Establishments with 10 to 19 employees	1	X	X	X
	Establishments with 20 to 49 employees	—	X	X	X
	Establishments with 50 to 99 employees	—	X	X	X
	Establishments with 100 to 249 employees	—	X	X	X
	Establishments with 250 to 499 employees	—	X	X	X
	Establishments with 500 to 999 employees	—	X	X	X
	Establishments with 1,000 employees or more	—	X	X	X
621310	Offices of chiropractors				
	All establishments	38	121	664	2 850
	Establishments with 1 to 4 employees	30	X	X	X
	Establishments with 5 to 9 employees	7	X	X	X
	Establishments with 10 to 19 employees	1	X	X	X
	Establishments with 20 to 49 employees	—	X	X	X
	Establishments with 50 to 99 employees	—	X	X	X
	Establishments with 100 to 249 employees	—	X	X	X
	Establishments with 250 to 499 employees	—	X	X	X
	Establishments with 500 to 999 employees	—	X	X	X
	Establishments with 1,000 employees or more	—	X	X	X
62134	Offices of physical, occupational and speech therapists, and audiologists				
	All establishments	32	132	1 157	5 086
	Establishments with 1 to 4 employees	22	X	X	X
	Establishments with 5 to 9 employees	8	X	X	X
	Establishments with 10 to 19 employees	2	X	X	X
	Establishments with 20 to 49 employees	—	X	X	X
	Establishments with 50 to 99 employees	—	X	X	X
	Establishments with 100 to 249 employees	—	X	X	X
	Establishments with 250 to 499 employees	—	X	X	X
	Establishments with 500 to 999 employees	—	X	X	X
	Establishments with 1,000 employees or more	—	X	X	X
621340	Offices of physical, occupational, and speech therapists and audiologists				
	All establishments	32	132	1 157	5 086
	Establishments with 1 to 4 employees	22	X	X	X
	Establishments with 5 to 9 employees	8	X	X	X
	Establishments with 10 to 19 employees	2	X	X	X
	Establishments with 20 to 49 employees	—	X	X	X
	Establishments with 50 to 99 employees	—	X	X	X
	Establishments with 100 to 249 employees	—	X	X	X
	Establishments with 250 to 499 employees	—	X	X	X
	Establishments with 500 to 999 employees	—	X	X	X
	Establishments with 1,000 employees or more	—	X	X	X
62139	Offices of all other health practitioners				
	All establishments	25	104	764	3 340
	Establishments with 1 to 4 employees	17	X	X	X
	Establishments with 5 to 9 employees	7	X	X	X
	Establishments with 10 to 19 employees	—	X	X	X
	Establishments with 20 to 49 employees	1	X	X	X
	Establishments with 50 to 99 employees	—	X	X	X
	Establishments with 100 to 249 employees	—	X	X	X

See footnotes at end of table.

Table 5. Establishments, Employees, and Payroll by Industry and Employment Size of Establishments by County: 2004—Con.

[Excludes most government employees, railroad employees, and self-employed persons. Size class 1 to 4 employees includes establishments having payroll, but no employees, during mid-March pay period. For meaning of abbreviations and symbols, see introductory text. For explanation of terms, see Appendix A. For statement on reliability, see the note at the end of the table and Appendix C]

NAICS code	Geography, kind of business, and employment size class	Establishments (number)	Paid employees for pay period including March 12 (number)	First-quarter payroll (\$1,000)	Annual payroll (\$1,000)
	ATLANTIC—Con.				
62	Health care and social assistance—Con.				
621	Ambulatory health care services—Con.				
6213	Offices of other health practitioners—Con.				
62139	Offices of all other health practitioners—Con.				
	All establishments—Con.				
	Establishments with 250 to 499 employees	—	X	X	X
	Establishments with 500 to 999 employees	—	X	X	X
	Establishments with 1,000 employees or more	—	X	X	X
6214	Outpatient care centers				
	All establishments	33	761	5 530	26 767
	Establishments with 1 to 4 employees	8	X	X	X
	Establishments with 5 to 9 employees	6	X	X	X
	Establishments with 10 to 19 employees	8	X	X	X
	Establishments with 20 to 49 employees	9	X	X	X
	Establishments with 50 to 99 employees	1	X	X	X
	Establishments with 100 to 249 employees	—	X	X	X
	Establishments with 250 to 499 employees	1	X	X	X
	Establishments with 500 to 999 employees	—	X	X	X
	Establishments with 1,000 employees or more	—	X	X	X
62142	Outpatient mental health and substance abuse centers				
	All establishments	13	c	D	D
	Establishments with 1 to 4 employees	2	X	X	X
	Establishments with 5 to 9 employees	2	X	X	X
	Establishments with 10 to 19 employees	5	X	X	X
	Establishments with 20 to 49 employees	4	X	X	X
	Establishments with 50 to 99 employees	—	X	X	X
	Establishments with 100 to 249 employees	—	X	X	X
	Establishments with 250 to 499 employees	—	X	X	X
	Establishments with 500 to 999 employees	—	X	X	X
	Establishments with 1,000 employees or more	—	X	X	X
621420	Outpatient mental health and substance abuse centers				
	All establishments	13	c	D	D
	Establishments with 1 to 4 employees	2	X	X	X
	Establishments with 5 to 9 employees	2	X	X	X
	Establishments with 10 to 19 employees	5	X	X	X
	Establishments with 20 to 49 employees	4	X	X	X
	Establishments with 50 to 99 employees	—	X	X	X
	Establishments with 100 to 249 employees	—	X	X	X
	Establishments with 250 to 499 employees	—	X	X	X
	Establishments with 500 to 999 employees	—	X	X	X
	Establishments with 1,000 employees or more	—	X	X	X
62149	Other outpatient care centers				
	All establishments	18	539	3 692	17 714
	Establishments with 1 to 4 employees	5	X	X	X
	Establishments with 5 to 9 employees	4	X	X	X
	Establishments with 10 to 19 employees	2	X	X	X
	Establishments with 20 to 49 employees	5	X	X	X
	Establishments with 50 to 99 employees	1	X	X	X
	Establishments with 100 to 249 employees	—	X	X	X
	Establishments with 250 to 499 employees	1	X	X	X
	Establishments with 500 to 999 employees	—	X	X	X
	Establishments with 1,000 employees or more	—	X	X	X
621493	Freestanding ambulatory surgical and emergency centers				
	All establishments	7	388	2 491	12 055
	Establishments with 1 to 4 employees	1	X	X	X
	Establishments with 5 to 9 employees	1	X	X	X
	Establishments with 10 to 19 employees	1	X	X	X
	Establishments with 20 to 49 employees	3	X	X	X
	Establishments with 50 to 99 employees	—	X	X	X
	Establishments with 100 to 249 employees	—	X	X	X
	Establishments with 250 to 499 employees	1	X	X	X
	Establishments with 500 to 999 employees	—	X	X	X
	Establishments with 1,000 employees or more	—	X	X	X
621498	All other outpatient care centers				
	All establishments	9	c	D	D
	Establishments with 1 to 4 employees	4	X	X	X
	Establishments with 5 to 9 employees	3	X	X	X
	Establishments with 10 to 19 employees	—	X	X	X
	Establishments with 20 to 49 employees	1	X	X	X
	Establishments with 50 to 99 employees	1	X	X	X
	Establishments with 100 to 249 employees	—	X	X	X
	Establishments with 250 to 499 employees	—	X	X	X
	Establishments with 500 to 999 employees	—	X	X	X
	Establishments with 1,000 employees or more	—	X	X	X

See footnotes at end of table.

Table 5. Establishments, Employees, and Payroll by Industry and Employment Size of Establishments by County: 2004—Con.

[Excludes most government employees, railroad employees, and self-employed persons. Size class 1 to 4 employees includes establishments having payroll, but no employees, during mid-March pay period. For meaning of abbreviations and symbols, see introductory text. For explanation of terms, see Appendix A. For statement on reliability, see the note at the end of the table and Appendix C]

NAICS code	Geography, kind of business, and employment size class	Establishments (number)	Paid employees for pay period including March 12 (number)	First-quarter payroll (\$1,000)	Annual payroll (\$1,000)
ATLANTIC—Con.					
62	Health care and social assistance—Con.				
621	Ambulatory health care services—Con.				
6215	Medical and diagnostic laboratories				
	All establishments	26	353	4 760	18 395
	Establishments with 1 to 4 employees	10	X	X	X
	Establishments with 5 to 9 employees	6	X	X	X
	Establishments with 10 to 19 employees	3	X	X	X
	Establishments with 20 to 49 employees	5	X	X	X
	Establishments with 50 to 99 employees	2	X	X	X
	Establishments with 100 to 249 employees	—	X	X	X
	Establishments with 250 to 499 employees	—	X	X	X
	Establishments with 500 to 999 employees	—	X	X	X
	Establishments with 1,000 employees or more	—	X	X	X
62151	Medical and diagnostic laboratories				
	All establishments	26	353	4 760	18 395
	Establishments with 1 to 4 employees	10	X	X	X
	Establishments with 5 to 9 employees	6	X	X	X
	Establishments with 10 to 19 employees	3	X	X	X
	Establishments with 20 to 49 employees	5	X	X	X
	Establishments with 50 to 99 employees	2	X	X	X
	Establishments with 100 to 249 employees	—	X	X	X
	Establishments with 250 to 499 employees	—	X	X	X
	Establishments with 500 to 999 employees	—	X	X	X
	Establishments with 1,000 employees or more	—	X	X	X
621512	Diagnostic imaging centers				
	All establishments	17	257	3 982	14 673
	Establishments with 1 to 4 employees	6	X	X	X
	Establishments with 5 to 9 employees	2	X	X	X
	Establishments with 10 to 19 employees	3	X	X	X
	Establishments with 20 to 49 employees	5	X	X	X
	Establishments with 50 to 99 employees	1	X	X	X
	Establishments with 100 to 249 employees	—	X	X	X
	Establishments with 250 to 499 employees	—	X	X	X
	Establishments with 500 to 999 employees	—	X	X	X
	Establishments with 1,000 employees or more	—	X	X	X
6216	Home health care services				
	All establishments	10	425	3 059	13 305
	Establishments with 1 to 4 employees	3	X	X	X
	Establishments with 5 to 9 employees	1	X	X	X
	Establishments with 10 to 19 employees	—	X	X	X
	Establishments with 20 to 49 employees	1	X	X	X
	Establishments with 50 to 99 employees	4	X	X	X
	Establishments with 100 to 249 employees	1	X	X	X
	Establishments with 250 to 499 employees	—	X	X	X
	Establishments with 500 to 999 employees	—	X	X	X
	Establishments with 1,000 employees or more	—	X	X	X
62161	Home health care services				
	All establishments	10	425	3 059	13 305
	Establishments with 1 to 4 employees	3	X	X	X
	Establishments with 5 to 9 employees	1	X	X	X
	Establishments with 10 to 19 employees	—	X	X	X
	Establishments with 20 to 49 employees	1	X	X	X
	Establishments with 50 to 99 employees	4	X	X	X
	Establishments with 100 to 249 employees	1	X	X	X
	Establishments with 250 to 499 employees	—	X	X	X
	Establishments with 500 to 999 employees	—	X	X	X
	Establishments with 1,000 employees or more	—	X	X	X
621610	Home health care services				
	All establishments	10	425	3 059	13 305
	Establishments with 1 to 4 employees	3	X	X	X
	Establishments with 5 to 9 employees	1	X	X	X
	Establishments with 10 to 19 employees	—	X	X	X
	Establishments with 20 to 49 employees	1	X	X	X
	Establishments with 50 to 99 employees	4	X	X	X
	Establishments with 100 to 249 employees	1	X	X	X
	Establishments with 250 to 499 employees	—	X	X	X
	Establishments with 500 to 999 employees	—	X	X	X
	Establishments with 1,000 employees or more	—	X	X	X
6219	Other ambulatory health care services				
	All establishments	5	178	558	2 583
	Establishments with 1 to 4 employees	1	X	X	X
	Establishments with 5 to 9 employees	—	X	X	X
	Establishments with 10 to 19 employees	—	X	X	X
	Establishments with 20 to 49 employees	3	X	X	X
	Establishments with 50 to 99 employees	1	X	X	X
	Establishments with 100 to 249 employees	—	X	X	X
	Establishments with 250 to 499 employees	—	X	X	X
	Establishments with 500 to 999 employees	—	X	X	X
	Establishments with 1,000 employees or more	—	X	X	X

See footnotes at end of table.

Table 5. Establishments, Employees, and Payroll by Industry and Employment Size of Establishments by County: 2004—Con.

[Excludes most government employees, railroad employees, and self-employed persons. Size class 1 to 4 employees includes establishments having payroll, but no employees, during mid-March pay period. For meaning of abbreviations and symbols, see introductory text. For explanation of terms, see Appendix A. For statement on reliability, see the note at the end of the table and Appendix C]

NAICS code	Geography, kind of business, and employment size class	Establishments (number)	Paid employees for pay period including March 12 (number)	First-quarter payroll (\$1,000)	Annual payroll (\$1,000)
ATLANTIC—Con.					
62	Health care and social assistance—Con.				
621	Ambulatory health care services—Con.				
6219	Other ambulatory health care services—Con.				
62191	Ambulance services				
	All establishments	4	c	D	D
	Establishments with 1 to 4 employees	—	X	X	X
	Establishments with 5 to 9 employees	—	X	X	X
	Establishments with 10 to 19 employees	—	X	X	X
	Establishments with 20 to 49 employees	3	X	X	X
	Establishments with 50 to 99 employees	1	X	X	X
	Establishments with 100 to 249 employees	—	X	X	X
	Establishments with 250 to 499 employees	—	X	X	X
	Establishments with 500 to 999 employees	—	X	X	X
	Establishments with 1,000 employees or more	—	X	X	X
621910	Ambulance services				
	All establishments	4	c	D	D
	Establishments with 1 to 4 employees	—	X	X	X
	Establishments with 5 to 9 employees	—	X	X	X
	Establishments with 10 to 19 employees	—	X	X	X
	Establishments with 20 to 49 employees	3	X	X	X
	Establishments with 50 to 99 employees	1	X	X	X
	Establishments with 100 to 249 employees	—	X	X	X
	Establishments with 250 to 499 employees	—	X	X	X
	Establishments with 500 to 999 employees	—	X	X	X
	Establishments with 1,000 employees or more	—	X	X	X
622	Hospitals				
	All establishments	6	i	D	D
	Establishments with 1 to 4 employees	—	X	X	X
	Establishments with 5 to 9 employees	1	X	X	X
	Establishments with 10 to 19 employees	—	X	X	X
	Establishments with 20 to 49 employees	—	X	X	X
	Establishments with 50 to 99 employees	—	X	X	X
	Establishments with 100 to 249 employees	—	X	X	X
	Establishments with 250 to 499 employees	1	X	X	X
	Establishments with 500 to 999 employees	1	X	X	X
	Establishments with 1,000 employees or more	3	X	X	X
6221	General medical and surgical hospitals				
	All establishments	4	4 875	51 335	208 443
	Establishments with 1 to 4 employees	—	X	X	X
	Establishments with 5 to 9 employees	—	X	X	X
	Establishments with 10 to 19 employees	—	X	X	X
	Establishments with 20 to 49 employees	—	X	X	X
	Establishments with 50 to 99 employees	—	X	X	X
	Establishments with 100 to 249 employees	—	X	X	X
	Establishments with 250 to 499 employees	—	X	X	X
	Establishments with 500 to 999 employees	1	X	X	X
	Establishments with 1,000 employees or more	3	X	X	X
62211	General medical and surgical hospitals				
	All establishments	4	4 875	51 335	208 443
	Establishments with 1 to 4 employees	—	X	X	X
	Establishments with 5 to 9 employees	—	X	X	X
	Establishments with 10 to 19 employees	—	X	X	X
	Establishments with 20 to 49 employees	—	X	X	X
	Establishments with 50 to 99 employees	—	X	X	X
	Establishments with 100 to 249 employees	—	X	X	X
	Establishments with 250 to 499 employees	—	X	X	X
	Establishments with 500 to 999 employees	1	X	X	X
	Establishments with 1,000 employees or more	3	X	X	X
622110	General medical and surgical hospitals				
	All establishments	4	4 875	51 335	208 443
	Establishments with 1 to 4 employees	—	X	X	X
	Establishments with 5 to 9 employees	—	X	X	X
	Establishments with 10 to 19 employees	—	X	X	X
	Establishments with 20 to 49 employees	—	X	X	X
	Establishments with 50 to 99 employees	—	X	X	X
	Establishments with 100 to 249 employees	—	X	X	X
	Establishments with 250 to 499 employees	—	X	X	X
	Establishments with 500 to 999 employees	1	X	X	X
	Establishments with 1,000 employees or more	3	X	X	X
6223	Specialty (except psychiatric and substance abuse) hospitals				
	All establishments	1	e	D	D
	Establishments with 1 to 4 employees	—	X	X	X
	Establishments with 5 to 9 employees	—	X	X	X
	Establishments with 10 to 19 employees	—	X	X	X
	Establishments with 20 to 49 employees	—	X	X	X
	Establishments with 50 to 99 employees	—	X	X	X
	Establishments with 100 to 249 employees	—	X	X	X
	Establishments with 250 to 499 employees	1	X	X	X
	Establishments with 500 to 999 employees	—	X	X	X
	Establishments with 1,000 employees or more	—	X	X	X

See footnotes at end of table.

Table 5. Establishments, Employees, and Payroll by Industry and Employment Size of Establishments by County: 2004—Con.

[Excludes most government employees, railroad employees, and self-employed persons. Size class 1 to 4 employees includes establishments having payroll, but no employees, during mid-March pay period. For meaning of abbreviations and symbols, see introductory text. For explanation of terms, see Appendix A. For statement on reliability, see the note at the end of the table and Appendix C]

NAICS code	Geography, kind of business, and employment size class	Establishments (number)	Paid employees for pay period including March 12 (number)	First-quarter payroll (\$1,000)	Annual payroll (\$1,000)
62	ATLANTIC—Con.				
	Health care and social assistance—Con.				
622	Hospitals—Con.				
6223	Specialty (except psychiatric and substance abuse) hospitals—Con.				
62231	Specialty (except psychiatric and substance abuse) hospitals				
	All establishments	1	e	D	D
	Establishments with 1 to 4 employees	—	X	X	X
	Establishments with 5 to 9 employees	—	X	X	X
	Establishments with 10 to 19 employees	—	X	X	X
	Establishments with 20 to 49 employees	—	X	X	X
	Establishments with 50 to 99 employees	—	X	X	X
	Establishments with 100 to 249 employees	—	X	X	X
	Establishments with 250 to 499 employees	1	X	X	X
	Establishments with 500 to 999 employees	—	X	X	X
	Establishments with 1,000 employees or more	—	X	X	X
622310	Specialty (except psychiatric and substance abuse) hospitals				
	All establishments	1	e	D	D
	Establishments with 1 to 4 employees	—	X	X	X
	Establishments with 5 to 9 employees	—	X	X	X
	Establishments with 10 to 19 employees	—	X	X	X
	Establishments with 20 to 49 employees	—	X	X	X
	Establishments with 50 to 99 employees	—	X	X	X
	Establishments with 100 to 249 employees	—	X	X	X
	Establishments with 250 to 499 employees	1	X	X	X
	Establishments with 500 to 999 employees	—	X	X	X
	Establishments with 1,000 employees or more	—	X	X	X
623	Nursing and residential care facilities				
	All establishments	69	2 860	16 157	68 478
	Establishments with 1 to 4 employees	7	X	X	X
	Establishments with 5 to 9 employees	23	X	X	X
	Establishments with 10 to 19 employees	14	X	X	X
	Establishments with 20 to 49 employees	9	X	X	X
	Establishments with 50 to 99 employees	7	X	X	X
	Establishments with 100 to 249 employees	7	X	X	X
	Establishments with 250 to 499 employees	2	X	X	X
	Establishments with 500 to 999 employees	—	X	X	X
	Establishments with 1,000 employees or more	—	X	X	X
6231	Nursing care facilities				
	All establishments	10	1 569	9 712	41 087
	Establishments with 1 to 4 employees	1	X	X	X
	Establishments with 5 to 9 employees	1	X	X	X
	Establishments with 10 to 19 employees	—	X	X	X
	Establishments with 20 to 49 employees	—	X	X	X
	Establishments with 50 to 99 employees	1	X	X	X
	Establishments with 100 to 249 employees	5	X	X	X
	Establishments with 250 to 499 employees	2	X	X	X
	Establishments with 500 to 999 employees	—	X	X	X
	Establishments with 1,000 employees or more	—	X	X	X
62311	Nursing care facilities				
	All establishments	10	1 569	9 712	41 087
	Establishments with 1 to 4 employees	1	X	X	X
	Establishments with 5 to 9 employees	1	X	X	X
	Establishments with 10 to 19 employees	—	X	X	X
	Establishments with 20 to 49 employees	—	X	X	X
	Establishments with 50 to 99 employees	1	X	X	X
	Establishments with 100 to 249 employees	5	X	X	X
	Establishments with 250 to 499 employees	2	X	X	X
	Establishments with 500 to 999 employees	—	X	X	X
	Establishments with 1,000 employees or more	—	X	X	X
623110	Nursing care facilities				
	All establishments	10	1 569	9 712	41 087
	Establishments with 1 to 4 employees	1	X	X	X
	Establishments with 5 to 9 employees	1	X	X	X
	Establishments with 10 to 19 employees	—	X	X	X
	Establishments with 20 to 49 employees	—	X	X	X
	Establishments with 50 to 99 employees	1	X	X	X
	Establishments with 100 to 249 employees	5	X	X	X
	Establishments with 250 to 499 employees	2	X	X	X
	Establishments with 500 to 999 employees	—	X	X	X
	Establishments with 1,000 employees or more	—	X	X	X
6232	Residential mental retardation, mental health and substance abuse facilities				
	All establishments	43	f	D	D
	Establishments with 1 to 4 employees	3	X	X	X
	Establishments with 5 to 9 employees	21	X	X	X
	Establishments with 10 to 19 employees	13	X	X	X
	Establishments with 20 to 49 employees	3	X	X	X
	Establishments with 50 to 99 employees	2	X	X	X
	Establishments with 100 to 249 employees	1	X	X	X
	Establishments with 250 to 499 employees	—	X	X	X
	Establishments with 500 to 999 employees	—	X	X	X
	Establishments with 1,000 employees or more	—	X	X	X

See footnotes at end of table.

Table 5. Establishments, Employees, and Payroll by Industry and Employment Size of Establishments by County: 2004—Con.

[Excludes most government employees, railroad employees, and self-employed persons. Size class 1 to 4 employees includes establishments having payroll, but no employees, during mid-March pay period. For meaning of abbreviations and symbols, see introductory text. For explanation of terms, see Appendix A. For statement on reliability, see the note at the end of the table and Appendix C]

NAICS code	Geography, kind of business, and employment size class	Establishments (number)	Paid employees for pay period including March 12 (number)	First-quarter payroll (\$1,000)	Annual payroll (\$1,000)
62	ATLANTIC—Con.				
	Health care and social assistance—Con.				
623	Nursing and residential care facilities—Con.				
6232	Residential mental retardation, mental health and substance abuse facilities—Con.				
62321	Residential mental retardation facilities				
	All establishments	33	406	1 733	7 257
	Establishments with 1 to 4 employees	1	X	X	X
	Establishments with 5 to 9 employees	17	X	X	X
	Establishments with 10 to 19 employees	12	X	X	X
	Establishments with 20 to 49 employees	2	X	X	X
	Establishments with 50 to 99 employees	1	X	X	X
	Establishments with 100 to 249 employees	—	X	X	X
	Establishments with 250 to 499 employees	—	X	X	X
	Establishments with 500 to 999 employees	—	X	X	X
	Establishments with 1,000 employees or more	—	X	X	X
623210	Residential mental retardation facilities				
	All establishments	33	406	1 733	7 257
	Establishments with 1 to 4 employees	1	X	X	X
	Establishments with 5 to 9 employees	17	X	X	X
	Establishments with 10 to 19 employees	12	X	X	X
	Establishments with 20 to 49 employees	2	X	X	X
	Establishments with 50 to 99 employees	1	X	X	X
	Establishments with 100 to 249 employees	—	X	X	X
	Establishments with 250 to 499 employees	—	X	X	X
	Establishments with 500 to 999 employees	—	X	X	X
	Establishments with 1,000 employees or more	—	X	X	X
62322	Residential mental health and substance abuse facilities				
	All establishments	10	e	D	D
	Establishments with 1 to 4 employees	2	X	X	X
	Establishments with 5 to 9 employees	4	X	X	X
	Establishments with 10 to 19 employees	1	X	X	X
	Establishments with 20 to 49 employees	1	X	X	X
	Establishments with 50 to 99 employees	1	X	X	X
	Establishments with 100 to 249 employees	1	X	X	X
	Establishments with 250 to 499 employees	—	X	X	X
	Establishments with 500 to 999 employees	—	X	X	X
	Establishments with 1,000 employees or more	—	X	X	X
623220	Residential mental health and substance abuse facilities				
	All establishments	10	e	D	D
	Establishments with 1 to 4 employees	2	X	X	X
	Establishments with 5 to 9 employees	4	X	X	X
	Establishments with 10 to 19 employees	1	X	X	X
	Establishments with 20 to 49 employees	1	X	X	X
	Establishments with 50 to 99 employees	1	X	X	X
	Establishments with 100 to 249 employees	1	X	X	X
	Establishments with 250 to 499 employees	—	X	X	X
	Establishments with 500 to 999 employees	—	X	X	X
	Establishments with 1,000 employees or more	—	X	X	X
6233	Community care facilities for the elderly				
	All establishments	11	566	2 933	12 492
	Establishments with 1 to 4 employees	1	X	X	X
	Establishments with 5 to 9 employees	1	X	X	X
	Establishments with 10 to 19 employees	—	X	X	X
	Establishments with 20 to 49 employees	4	X	X	X
	Establishments with 50 to 99 employees	4	X	X	X
	Establishments with 100 to 249 employees	1	X	X	X
	Establishments with 250 to 499 employees	—	X	X	X
	Establishments with 500 to 999 employees	—	X	X	X
	Establishments with 1,000 employees or more	—	X	X	X
62331	Community care facilities for the elderly				
	All establishments	11	566	2 933	12 492
	Establishments with 1 to 4 employees	1	X	X	X
	Establishments with 5 to 9 employees	1	X	X	X
	Establishments with 10 to 19 employees	—	X	X	X
	Establishments with 20 to 49 employees	4	X	X	X
	Establishments with 50 to 99 employees	4	X	X	X
	Establishments with 100 to 249 employees	1	X	X	X
	Establishments with 250 to 499 employees	—	X	X	X
	Establishments with 500 to 999 employees	—	X	X	X
	Establishments with 1,000 employees or more	—	X	X	X
623311	Continuing care retirement communities				
	All establishments	5	342	1 964	7 915
	Establishments with 1 to 4 employees	—	X	X	X
	Establishments with 5 to 9 employees	1	X	X	X
	Establishments with 10 to 19 employees	—	X	X	X
	Establishments with 20 to 49 employees	1	X	X	X
	Establishments with 50 to 99 employees	2	X	X	X
	Establishments with 100 to 249 employees	1	X	X	X
	Establishments with 250 to 499 employees	—	X	X	X
	Establishments with 500 to 999 employees	—	X	X	X
	Establishments with 1,000 employees or more	—	X	X	X

See footnotes at end of table.

Table 5. Establishments, Employees, and Payroll by Industry and Employment Size of Establishments by County: 2004—Con.

[Excludes most government employees, railroad employees, and self-employed persons. Size class 1 to 4 employees includes establishments having payroll, but no employees, during mid-March pay period. For meaning of abbreviations and symbols, see introductory text. For explanation of terms, see Appendix A. For statement on reliability, see the note at the end of the table and Appendix C]

NAICS code	Geography, kind of business, and employment size class	Establishments (number)	Paid employees for pay period including March 12 (number)	First-quarter payroll (\$1,000)	Annual payroll (\$1,000)
ATLANTIC—Con.					
62	Health care and social assistance—Con.				
623	Nursing and residential care facilities—Con.				
6233	Community care facilities for the elderly—Con.				
62331	Community care facilities for the elderly—Con.				
623312	Homes for the elderly				
	All establishments	6	224	969	4 577
	Establishments with 1 to 4 employees	1	X	X	X
	Establishments with 5 to 9 employees	—	X	X	X
	Establishments with 10 to 19 employees	—	X	X	X
	Establishments with 20 to 49 employees	3	X	X	X
	Establishments with 50 to 99 employees	2	X	X	X
	Establishments with 100 to 249 employees	—	X	X	X
	Establishments with 250 to 499 employees	—	X	X	X
	Establishments with 500 to 999 employees	—	X	X	X
	Establishments with 1,000 employees or more	—	X	X	X
624	Social assistance				
	All establishments	124	g	D	D
	Establishments with 1 to 4 employees	43	X	X	X
	Establishments with 5 to 9 employees	40	X	X	X
	Establishments with 10 to 19 employees	21	X	X	X
	Establishments with 20 to 49 employees	13	X	X	X
	Establishments with 50 to 99 employees	4	X	X	X
	Establishments with 100 to 249 employees	3	X	X	X
	Establishments with 250 to 499 employees	—	X	X	X
	Establishments with 500 to 999 employees	—	X	X	X
	Establishments with 1,000 employees or more	—	X	X	X
6241	Individual and family services				
	All establishments	38	698	3 858	16 465
	Establishments with 1 to 4 employees	16	X	X	X
	Establishments with 5 to 9 employees	11	X	X	X
	Establishments with 10 to 19 employees	4	X	X	X
	Establishments with 20 to 49 employees	4	X	X	X
	Establishments with 50 to 99 employees	1	X	X	X
	Establishments with 100 to 249 employees	2	X	X	X
	Establishments with 250 to 499 employees	—	X	X	X
	Establishments with 500 to 999 employees	—	X	X	X
	Establishments with 1,000 employees or more	—	X	X	X
62412	Services for the elderly and persons with disabilities				
	All establishments	10	334	1 529	7 094
	Establishments with 1 to 4 employees	2	X	X	X
	Establishments with 5 to 9 employees	3	X	X	X
	Establishments with 10 to 19 employees	1	X	X	X
	Establishments with 20 to 49 employees	3	X	X	X
	Establishments with 50 to 99 employees	—	X	X	X
	Establishments with 100 to 249 employees	1	X	X	X
	Establishments with 250 to 499 employees	—	X	X	X
	Establishments with 500 to 999 employees	—	X	X	X
	Establishments with 1,000 employees or more	—	X	X	X
624120	Services for the elderly and persons with disabilities				
	All establishments	10	334	1 529	7 094
	Establishments with 1 to 4 employees	2	X	X	X
	Establishments with 5 to 9 employees	3	X	X	X
	Establishments with 10 to 19 employees	1	X	X	X
	Establishments with 20 to 49 employees	3	X	X	X
	Establishments with 50 to 99 employees	—	X	X	X
	Establishments with 100 to 249 employees	1	X	X	X
	Establishments with 250 to 499 employees	—	X	X	X
	Establishments with 500 to 999 employees	—	X	X	X
	Establishments with 1,000 employees or more	—	X	X	X
62419	Other individual and family services				
	All establishments	23	316	2 122	8 518
	Establishments with 1 to 4 employees	12	X	X	X
	Establishments with 5 to 9 employees	7	X	X	X
	Establishments with 10 to 19 employees	2	X	X	X
	Establishments with 20 to 49 employees	—	X	X	X
	Establishments with 50 to 99 employees	1	X	X	X
	Establishments with 100 to 249 employees	1	X	X	X
	Establishments with 250 to 499 employees	—	X	X	X
	Establishments with 500 to 999 employees	—	X	X	X
	Establishments with 1,000 employees or more	—	X	X	X
624190	Other individual and family services				
	All establishments	23	316	2 122	8 518
	Establishments with 1 to 4 employees	12	X	X	X
	Establishments with 5 to 9 employees	7	X	X	X
	Establishments with 10 to 19 employees	2	X	X	X
	Establishments with 20 to 49 employees	—	X	X	X
	Establishments with 50 to 99 employees	1	X	X	X
	Establishments with 100 to 249 employees	1	X	X	X
	Establishments with 250 to 499 employees	—	X	X	X
	Establishments with 500 to 999 employees	—	X	X	X
	Establishments with 1,000 employees or more	—	X	X	X

See footnotes at end of table.

Table 5. Establishments, Employees, and Payroll by Industry and Employment Size of Establishments by County: 2004—Con.

[Excludes most government employees, railroad employees, and self-employed persons. Size class 1 to 4 employees includes establishments having payroll, but no employees, during mid-March pay period. For meaning of abbreviations and symbols, see introductory text. For explanation of terms, see Appendix A. For statement on reliability, see the note at the end of the table and Appendix C]

NAICS code	Geography, kind of business, and employment size class	Establishments (number)	Paid employees for pay period including March 12 (number)	First-quarter payroll (\$1,000)	Annual payroll (\$1,000)
62	ATLANTIC—Con.				
	Health care and social assistance—Con.				
624	Social assistance—Con.				
6242	Community food and housing, and emergency and other relief services				
	All establishments	9	c	D	D
	Establishments with 1 to 4 employees	3	X	X	X
	Establishments with 5 to 9 employees	1	X	X	X
	Establishments with 10 to 19 employees	2	X	X	X
	Establishments with 20 to 49 employees	2	X	X	X
	Establishments with 50 to 99 employees	1	X	X	X
	Establishments with 100 to 249 employees	—	X	X	X
	Establishments with 250 to 499 employees	—	X	X	X
	Establishments with 500 to 999 employees	—	X	X	X
	Establishments with 1,000 employees or more	—	X	X	X
62422	Community housing services				
	All establishments	6	c	D	D
	Establishments with 1 to 4 employees	2	X	X	X
	Establishments with 5 to 9 employees	1	X	X	X
	Establishments with 10 to 19 employees	—	X	X	X
	Establishments with 20 to 49 employees	2	X	X	X
	Establishments with 50 to 99 employees	1	X	X	X
	Establishments with 100 to 249 employees	—	X	X	X
	Establishments with 250 to 499 employees	—	X	X	X
	Establishments with 500 to 999 employees	—	X	X	X
	Establishments with 1,000 employees or more	—	X	X	X
624221	Temporary shelters				
	All establishments	5	c	D	D
	Establishments with 1 to 4 employees	1	X	X	X
	Establishments with 5 to 9 employees	1	X	X	X
	Establishments with 10 to 19 employees	—	X	X	X
	Establishments with 20 to 49 employees	2	X	X	X
	Establishments with 50 to 99 employees	1	X	X	X
	Establishments with 100 to 249 employees	—	X	X	X
	Establishments with 250 to 499 employees	—	X	X	X
	Establishments with 500 to 999 employees	—	X	X	X
	Establishments with 1,000 employees or more	—	X	X	X
6243	Vocational rehabilitation services				
	All establishments	6	338	1 000	4 235
	Establishments with 1 to 4 employees	—	X	X	X
	Establishments with 5 to 9 employees	1	X	X	X
	Establishments with 10 to 19 employees	2	X	X	X
	Establishments with 20 to 49 employees	1	X	X	X
	Establishments with 50 to 99 employees	1	X	X	X
	Establishments with 100 to 249 employees	1	X	X	X
	Establishments with 250 to 499 employees	—	X	X	X
	Establishments with 500 to 999 employees	—	X	X	X
	Establishments with 1,000 employees or more	—	X	X	X
62431	Vocational rehabilitation services				
	All establishments	6	338	1 000	4 235
	Establishments with 1 to 4 employees	—	X	X	X
	Establishments with 5 to 9 employees	1	X	X	X
	Establishments with 10 to 19 employees	2	X	X	X
	Establishments with 20 to 49 employees	1	X	X	X
	Establishments with 50 to 99 employees	1	X	X	X
	Establishments with 100 to 249 employees	1	X	X	X
	Establishments with 250 to 499 employees	—	X	X	X
	Establishments with 500 to 999 employees	—	X	X	X
	Establishments with 1,000 employees or more	—	X	X	X
624310	Vocational rehabilitation services				
	All establishments	6	338	1 000	4 235
	Establishments with 1 to 4 employees	—	X	X	X
	Establishments with 5 to 9 employees	1	X	X	X
	Establishments with 10 to 19 employees	2	X	X	X
	Establishments with 20 to 49 employees	1	X	X	X
	Establishments with 50 to 99 employees	1	X	X	X
	Establishments with 100 to 249 employees	1	X	X	X
	Establishments with 250 to 499 employees	—	X	X	X
	Establishments with 500 to 999 employees	—	X	X	X
	Establishments with 1,000 employees or more	—	X	X	X
6244	Child day care services				
	All establishments	71	649	2 535	10 367
	Establishments with 1 to 4 employees	24	X	X	X
	Establishments with 5 to 9 employees	27	X	X	X
	Establishments with 10 to 19 employees	13	X	X	X
	Establishments with 20 to 49 employees	6	X	X	X
	Establishments with 50 to 99 employees	1	X	X	X
	Establishments with 100 to 249 employees	—	X	X	X
	Establishments with 250 to 499 employees	—	X	X	X
	Establishments with 500 to 999 employees	—	X	X	X
	Establishments with 1,000 employees or more	—	X	X	X

See footnotes at end of table.

Table 5. Establishments, Employees, and Payroll by Industry and Employment Size of Establishments by County: 2004—Con.

[Excludes most government employees, railroad employees, and self-employed persons. Size class 1 to 4 employees includes establishments having payroll, but no employees, during mid-March pay period. For meaning of abbreviations and symbols, see introductory text. For explanation of terms, see Appendix A. For statement on reliability, see the note at the end of the table and Appendix C]

NAICS code	Geography, kind of business, and employment size class	Establishments (number)	Paid employees for pay period including March 12 (number)	First-quarter payroll (\$1,000)	Annual payroll (\$1,000)
ATLANTIC—Con.					
62	Health care and social assistance—Con.				
624	Social assistance—Con.				
6244	Child day care services—Con.				
62441	Child day care services				
	All establishments	71	649	2 535	10 367
	Establishments with 1 to 4 employees	24	X	X	X
	Establishments with 5 to 9 employees	27	X	X	X
	Establishments with 10 to 19 employees	13	X	X	X
	Establishments with 20 to 49 employees	6	X	X	X
	Establishments with 50 to 99 employees	1	X	X	X
	Establishments with 100 to 249 employees	—	X	X	X
	Establishments with 250 to 499 employees	—	X	X	X
	Establishments with 500 to 999 employees	—	X	X	X
	Establishments with 1,000 employees or more	—	X	X	X
624410	Child day care services				
	All establishments	71	649	2 535	10 367
	Establishments with 1 to 4 employees	24	X	X	X
	Establishments with 5 to 9 employees	27	X	X	X
	Establishments with 10 to 19 employees	13	X	X	X
	Establishments with 20 to 49 employees	6	X	X	X
	Establishments with 50 to 99 employees	1	X	X	X
	Establishments with 100 to 249 employees	—	X	X	X
	Establishments with 250 to 499 employees	—	X	X	X
	Establishments with 500 to 999 employees	—	X	X	X
	Establishments with 1,000 employees or more	—	X	X	X
71	Arts, entertainment, and recreation				
	All establishments	152	1 396	4 878	55 334
	Establishments with 1 to 4 employees	90	X	X	X
	Establishments with 5 to 9 employees	22	X	X	X
	Establishments with 10 to 19 employees	19	X	X	X
	Establishments with 20 to 49 employees	17	X	X	X
	Establishments with 50 to 99 employees	4	X	X	X
	Establishments with 100 to 249 employees	—	X	X	X
	Establishments with 250 to 499 employees	—	X	X	X
	Establishments with 500 to 999 employees	—	X	X	X
	Establishments with 1,000 employees or more	—	X	X	X
711	Performing arts, spectator sports, and related industries				
	All establishments	30	c	D	D
	Establishments with 1 to 4 employees	20	X	X	X
	Establishments with 5 to 9 employees	3	X	X	X
	Establishments with 10 to 19 employees	4	X	X	X
	Establishments with 20 to 49 employees	2	X	X	X
	Establishments with 50 to 99 employees	1	X	X	X
	Establishments with 100 to 249 employees	—	X	X	X
	Establishments with 250 to 499 employees	—	X	X	X
	Establishments with 500 to 999 employees	—	X	X	X
	Establishments with 1,000 employees or more	—	X	X	X
713	Amusement, gambling, and recreation industries				
	All establishments	113	1 124	3 984	50 871
	Establishments with 1 to 4 employees	64	X	X	X
	Establishments with 5 to 9 employees	18	X	X	X
	Establishments with 10 to 19 employees	13	X	X	X
	Establishments with 20 to 49 employees	15	X	X	X
	Establishments with 50 to 99 employees	3	X	X	X
	Establishments with 100 to 249 employees	—	X	X	X
	Establishments with 250 to 499 employees	—	X	X	X
	Establishments with 500 to 999 employees	—	X	X	X
	Establishments with 1,000 employees or more	—	X	X	X
7139	Other amusement and recreation services				
	All establishments	104	g	D	D
	Establishments with 1 to 4 employees	59	X	X	X
	Establishments with 5 to 9 employees	16	X	X	X
	Establishments with 10 to 19 employees	12	X	X	X
	Establishments with 20 to 49 employees	14	X	X	X
	Establishments with 50 to 99 employees	3	X	X	X
	Establishments with 100 to 249 employees	—	X	X	X
	Establishments with 250 to 499 employees	—	X	X	X
	Establishments with 500 to 999 employees	—	X	X	X
	Establishments with 1,000 employees or more	—	X	X	X
71391	Golf courses and country clubs				
	All establishments	24	508	2 166	14 477
	Establishments with 1 to 4 employees	8	X	X	X
	Establishments with 5 to 9 employees	2	X	X	X
	Establishments with 10 to 19 employees	3	X	X	X
	Establishments with 20 to 49 employees	9	X	X	X
	Establishments with 50 to 99 employees	2	X	X	X
	Establishments with 100 to 249 employees	—	X	X	X
	Establishments with 250 to 499 employees	—	X	X	X
	Establishments with 500 to 999 employees	—	X	X	X
	Establishments with 1,000 employees or more	—	X	X	X

See footnotes at end of table.

Table 5. Establishments, Employees, and Payroll by Industry and Employment Size of Establishments by County: 2004—Con.

[Excludes most government employees, railroad employees, and self-employed persons. Size class 1 to 4 employees includes establishments having payroll, but no employees, during mid-March pay period. For meaning of abbreviations and symbols, see introductory text. For explanation of terms, see Appendix A. For statement on reliability, see the note at the end of the table and Appendix C]

NAICS code	Geography, kind of business, and employment size class	Establishments (number)	Paid employees for pay period including March 12 (number)	First-quarter payroll (\$1,000)	Annual payroll (\$1,000)
	ATLANTIC—Con.				
71	Arts, entertainment, and recreation—Con.				
713	Amusement, gambling, and recreation industries—Con.				
7139	Other amusement and recreation services—Con.				
71391	Golf courses and country clubs—Con.				
713910	Golf courses and country clubs				
	All establishments	24	508	2 166	14 477
	Establishments with 1 to 4 employees	8	X	X	X
	Establishments with 5 to 9 employees	2	X	X	X
	Establishments with 10 to 19 employees	2	X	X	X
	Establishments with 20 to 49 employees	3	X	X	X
	Establishments with 50 to 99 employees	9	X	X	X
	Establishments with 100 to 249 employees	2	X	X	X
	Establishments with 250 to 499 employees	—	X	X	X
	Establishments with 500 to 999 employees	—	X	X	X
	Establishments with 1,000 employees or more	—	X	X	X
71394	Fitness and recreational sports centers				
	All establishments	42	356	790	3 866
	Establishments with 1 to 4 employees	26	X	X	X
	Establishments with 5 to 9 employees	6	X	X	X
	Establishments with 10 to 19 employees	5	X	X	X
	Establishments with 20 to 49 employees	4	X	X	X
	Establishments with 50 to 99 employees	1	X	X	X
	Establishments with 100 to 249 employees	—	X	X	X
	Establishments with 250 to 499 employees	—	X	X	X
	Establishments with 500 to 999 employees	—	X	X	X
	Establishments with 1,000 employees or more	—	X	X	X
713940	Fitness and recreational sports centers				
	All establishments	42	356	790	3 866
	Establishments with 1 to 4 employees	26	X	X	X
	Establishments with 5 to 9 employees	6	X	X	X
	Establishments with 10 to 19 employees	5	X	X	X
	Establishments with 20 to 49 employees	4	X	X	X
	Establishments with 50 to 99 employees	1	X	X	X
	Establishments with 100 to 249 employees	—	X	X	X
	Establishments with 250 to 499 employees	—	X	X	X
	Establishments with 500 to 999 employees	—	X	X	X
	Establishments with 1,000 employees or more	—	X	X	X
72	Accommodation and food services				
	All establishments	772	51 601	353 240	1 423 349
	Establishments with 1 to 4 employees	359	X	X	X
	Establishments with 5 to 9 employees	142	X	X	X
	Establishments with 10 to 19 employees	101	X	X	X
	Establishments with 20 to 49 employees	100	X	X	X
	Establishments with 50 to 99 employees	43	X	X	X
	Establishments with 100 to 249 employees	15	X	X	X
	Establishments with 250 to 499 employees	—	X	X	X
	Establishments with 500 to 999 employees	—	X	X	X
	Establishments with 1,000 employees or more	12	X	X	X
721	Accommodation				
	All establishments	147	42 581	326 388	1 294 438
	Establishments with 1 to 4 employees	82	X	X	X
	Establishments with 5 to 9 employees	22	X	X	X
	Establishments with 10 to 19 employees	12	X	X	X
	Establishments with 20 to 49 employees	10	X	X	X
	Establishments with 50 to 99 employees	4	X	X	X
	Establishments with 100 to 249 employees	5	X	X	X
	Establishments with 250 to 499 employees	—	X	X	X
	Establishments with 500 to 999 employees	—	X	X	X
	Establishments with 1,000 employees or more	12	X	X	X
7211	Traveler accommodation				
	All establishments	132	42 525	326 172	1 293 152
	Establishments with 1 to 4 employees	70	X	X	X
	Establishments with 5 to 9 employees	20	X	X	X
	Establishments with 10 to 19 employees	11	X	X	X
	Establishments with 20 to 49 employees	10	X	X	X
	Establishments with 50 to 99 employees	4	X	X	X
	Establishments with 100 to 249 employees	5	X	X	X
	Establishments with 250 to 499 employees	—	X	X	X
	Establishments with 500 to 999 employees	—	X	X	X
	Establishments with 1,000 employees or more	12	X	X	X
72111	Hotels (except casino hotels) and motels				
	All establishments	115	g	D	D
	Establishments with 1 to 4 employees	65	X	X	X
	Establishments with 5 to 9 employees	20	X	X	X
	Establishments with 10 to 19 employees	11	X	X	X
	Establishments with 20 to 49 employees	10	X	X	X
	Establishments with 50 to 99 employees	4	X	X	X
	Establishments with 100 to 249 employees	5	X	X	X
	Establishments with 250 to 499 employees	—	X	X	X
	Establishments with 500 to 999 employees	—	X	X	X
	Establishments with 1,000 employees or more	—	X	X	X

See footnotes at end of table.

Table 5. Establishments, Employees, and Payroll by Industry and Employment Size of Establishments by County: 2004—Con.

[Excludes most government employees, railroad employees, and self-employed persons. Size class 1 to 4 employees includes establishments having payroll, but no employees, during mid-March pay period. For meaning of abbreviations and symbols, see introductory text. For explanation of terms, see Appendix A. For statement on reliability, see the note at the end of the table and Appendix C]

NAICS code	Geography, kind of business, and employment size class	Establishments (number)	Paid employees for pay period including March 12 (number)	First-quarter payroll (\$1,000)	Annual payroll (\$1,000)
72	ATLANTIC—Con.				
	Accommodation and food services—Con.				
721	Accommodation—Con.				
7211	Traveler accommodation—Con.				
72111	Hotels (except casino hotels) and motels—Con.				
721110	Hotels (except casino hotels) and motels				
	All establishments	115	g	D	D
	Establishments with 1 to 4 employees	65	X	X	X
	Establishments with 5 to 9 employees	20	X	X	X
	Establishments with 10 to 19 employees	11	X	X	X
	Establishments with 20 to 49 employees	10	X	X	X
	Establishments with 50 to 99 employees	4	X	X	X
	Establishments with 100 to 249 employees	5	X	X	X
	Establishments with 250 to 499 employees	—	X	X	X
	Establishments with 500 to 999 employees	—	X	X	X
	Establishments with 1,000 employees or more	—	X	X	X
72112	Casino hotels				
	All establishments	13	k	D	D
	Establishments with 1 to 4 employees	1	X	X	X
	Establishments with 5 to 9 employees	—	X	X	X
	Establishments with 10 to 19 employees	—	X	X	X
	Establishments with 20 to 49 employees	—	X	X	X
	Establishments with 50 to 99 employees	—	X	X	X
	Establishments with 100 to 249 employees	—	X	X	X
	Establishments with 250 to 499 employees	—	X	X	X
	Establishments with 500 to 999 employees	—	X	X	X
	Establishments with 1,000 employees or more	12	X	X	X
721120	Casino hotels				
	All establishments	13	k	D	D
	Establishments with 1 to 4 employees	1	X	X	X
	Establishments with 5 to 9 employees	—	X	X	X
	Establishments with 10 to 19 employees	—	X	X	X
	Establishments with 20 to 49 employees	—	X	X	X
	Establishments with 50 to 99 employees	—	X	X	X
	Establishments with 100 to 249 employees	—	X	X	X
	Establishments with 250 to 499 employees	—	X	X	X
	Establishments with 500 to 999 employees	—	X	X	X
	Establishments with 1,000 employees or more	12	X	X	X
722	Food services and drinking places				
	All establishments	625	9 020	26 852	128 911
	Establishments with 1 to 4 employees	277	X	X	X
	Establishments with 5 to 9 employees	120	X	X	X
	Establishments with 10 to 19 employees	89	X	X	X
	Establishments with 20 to 49 employees	90	X	X	X
	Establishments with 50 to 99 employees	39	X	X	X
	Establishments with 100 to 249 employees	10	X	X	X
	Establishments with 250 to 499 employees	—	X	X	X
	Establishments with 500 to 999 employees	—	X	X	X
	Establishments with 1,000 employees or more	—	X	X	X
7221	Full-service restaurants				
	All establishments	272	5 614	17 150	83 780
	Establishments with 1 to 4 employees	100	X	X	X
	Establishments with 5 to 9 employees	46	X	X	X
	Establishments with 10 to 19 employees	40	X	X	X
	Establishments with 20 to 49 employees	44	X	X	X
	Establishments with 50 to 99 employees	33	X	X	X
	Establishments with 100 to 249 employees	9	X	X	X
	Establishments with 250 to 499 employees	—	X	X	X
	Establishments with 500 to 999 employees	—	X	X	X
	Establishments with 1,000 employees or more	—	X	X	X
72211	Full-service restaurants				
	All establishments	272	5 614	17 150	83 780
	Establishments with 1 to 4 employees	100	X	X	X
	Establishments with 5 to 9 employees	46	X	X	X
	Establishments with 10 to 19 employees	40	X	X	X
	Establishments with 20 to 49 employees	44	X	X	X
	Establishments with 50 to 99 employees	33	X	X	X
	Establishments with 100 to 249 employees	9	X	X	X
	Establishments with 250 to 499 employees	—	X	X	X
	Establishments with 500 to 999 employees	—	X	X	X
	Establishments with 1,000 employees or more	—	X	X	X
722110	Full-service restaurants				
	All establishments	272	5 614	17 150	83 780
	Establishments with 1 to 4 employees	100	X	X	X
	Establishments with 5 to 9 employees	46	X	X	X
	Establishments with 10 to 19 employees	40	X	X	X
	Establishments with 20 to 49 employees	44	X	X	X
	Establishments with 50 to 99 employees	33	X	X	X
	Establishments with 100 to 249 employees	9	X	X	X
	Establishments with 250 to 499 employees	—	X	X	X
	Establishments with 500 to 999 employees	—	X	X	X
	Establishments with 1,000 employees or more	—	X	X	X

See footnotes at end of table.

Table 5. Establishments, Employees, and Payroll by Industry and Employment Size of Establishments by County: 2004—Con.

[Excludes most government employees, railroad employees, and self-employed persons. Size class 1 to 4 employees includes establishments having payroll, but no employees, during mid-March pay period. For meaning of abbreviations and symbols, see introductory text. For explanation of terms, see Appendix A. For statement on reliability, see the note at the end of the table and Appendix C]

NAICS code	Geography, kind of business, and employment size class	Establishments (number)	Paid employees for pay period including March 12 (number)	First-quarter payroll (\$1,000)	Annual payroll (\$1,000)
72	ATLANTIC—Con.				
	Accommodation and food services—Con.				
722	Food services and drinking places—Con.				
7222	Limited-service eating places				
	All establishments	247	2 345	6 157	29 500
	Establishments with 1 to 4 employees	131	X	X	X
	Establishments with 5 to 9 employees	46	X	X	X
	Establishments with 10 to 19 employees	34	X	X	X
	Establishments with 20 to 49 employees	31	X	X	X
	Establishments with 50 to 99 employees	4	X	X	X
	Establishments with 100 to 249 employees	1	X	X	X
	Establishments with 250 to 499 employees	—	X	X	X
	Establishments with 500 to 999 employees	—	X	X	X
	Establishments with 1,000 employees or more	—	X	X	X
72221	Limited-service eating places				
	All establishments	247	2 345	6 157	29 500
	Establishments with 1 to 4 employees	131	X	X	X
	Establishments with 5 to 9 employees	46	X	X	X
	Establishments with 10 to 19 employees	34	X	X	X
	Establishments with 20 to 49 employees	31	X	X	X
	Establishments with 50 to 99 employees	4	X	X	X
	Establishments with 100 to 249 employees	1	X	X	X
	Establishments with 250 to 499 employees	—	X	X	X
	Establishments with 500 to 999 employees	—	X	X	X
	Establishments with 1,000 employees or more	—	X	X	X
722211	Limited-service restaurants				
	All establishments	191	1 983	5 254	24 748
	Establishments with 1 to 4 employees	98	X	X	X
	Establishments with 5 to 9 employees	35	X	X	X
	Establishments with 10 to 19 employees	27	X	X	X
	Establishments with 20 to 49 employees	27	X	X	X
	Establishments with 50 to 99 employees	3	X	X	X
	Establishments with 100 to 249 employees	1	X	X	X
	Establishments with 250 to 499 employees	—	X	X	X
	Establishments with 500 to 999 employees	—	X	X	X
	Establishments with 1,000 employees or more	—	X	X	X
722213	Snack and nonalcoholic beverage bars				
	All establishments	54	e	D	D
	Establishments with 1 to 4 employees	32	X	X	X
	Establishments with 5 to 9 employees	11	X	X	X
	Establishments with 10 to 19 employees	7	X	X	X
	Establishments with 20 to 49 employees	4	X	X	X
	Establishments with 50 to 99 employees	—	X	X	X
	Establishments with 100 to 249 employees	—	X	X	X
	Establishments with 250 to 499 employees	—	X	X	X
	Establishments with 500 to 999 employees	—	X	X	X
	Establishments with 1,000 employees or more	—	X	X	X
7223	Special food services				
	All establishments	37	451	1 839	8 027
	Establishments with 1 to 4 employees	14	X	X	X
	Establishments with 5 to 9 employees	11	X	X	X
	Establishments with 10 to 19 employees	4	X	X	X
	Establishments with 20 to 49 employees	6	X	X	X
	Establishments with 50 to 99 employees	2	X	X	X
	Establishments with 100 to 249 employees	—	X	X	X
	Establishments with 250 to 499 employees	—	X	X	X
	Establishments with 500 to 999 employees	—	X	X	X
	Establishments with 1,000 employees or more	—	X	X	X
72231	Food service contractors				
	All establishments	26	398	1 701	7 446
	Establishments with 1 to 4 employees	8	X	X	X
	Establishments with 5 to 9 employees	8	X	X	X
	Establishments with 10 to 19 employees	3	X	X	X
	Establishments with 20 to 49 employees	5	X	X	X
	Establishments with 50 to 99 employees	2	X	X	X
	Establishments with 100 to 249 employees	—	X	X	X
	Establishments with 250 to 499 employees	—	X	X	X
	Establishments with 500 to 999 employees	—	X	X	X
	Establishments with 1,000 employees or more	—	X	X	X
722310	Food service contractors				
	All establishments	26	398	1 701	7 446
	Establishments with 1 to 4 employees	8	X	X	X
	Establishments with 5 to 9 employees	8	X	X	X
	Establishments with 10 to 19 employees	3	X	X	X
	Establishments with 20 to 49 employees	5	X	X	X
	Establishments with 50 to 99 employees	2	X	X	X
	Establishments with 100 to 249 employees	—	X	X	X
	Establishments with 250 to 499 employees	—	X	X	X
	Establishments with 500 to 999 employees	—	X	X	X
	Establishments with 1,000 employees or more	—	X	X	X

See footnotes at end of table.

Table 5. Establishments, Employees, and Payroll by Industry and Employment Size of Establishments by County: 2004—Con.

[Excludes most government employees, railroad employees, and self-employed persons. Size class 1 to 4 employees includes establishments having payroll, but no employees, during mid-March pay period. For meaning of abbreviations and symbols, see introductory text. For explanation of terms, see Appendix A. For statement on reliability, see the note at the end of the table and Appendix C]

NAICS code	Geography, kind of business, and employment size class	Establishments (number)	Paid employees for pay period including March 12 (number)	First-quarter payroll (\$1,000)	Annual payroll (\$1,000)
	ATLANTIC—Con.				
72	Accommodation and food services—Con.				
722	Food services and drinking places—Con.				
7224	Drinking places (alcoholic beverages)				
	All establishments	69	610	1 706	7 604
	Establishments with 1 to 4 employees	32	X	X	X
	Establishments with 5 to 9 employees	17	X	X	X
	Establishments with 10 to 19 employees	11	X	X	X
	Establishments with 20 to 49 employees	9	X	X	X
	Establishments with 50 to 99 employees	—	X	X	X
	Establishments with 100 to 249 employees	—	X	X	X
	Establishments with 250 to 499 employees	—	X	X	X
	Establishments with 500 to 999 employees	—	X	X	X
	Establishments with 1,000 employees or more	—	X	X	X
72241	Drinking places (alcoholic beverages)				
	All establishments	69	610	1 706	7 604
	Establishments with 1 to 4 employees	32	X	X	X
	Establishments with 5 to 9 employees	17	X	X	X
	Establishments with 10 to 19 employees	11	X	X	X
	Establishments with 20 to 49 employees	9	X	X	X
	Establishments with 50 to 99 employees	—	X	X	X
	Establishments with 100 to 249 employees	—	X	X	X
	Establishments with 250 to 499 employees	—	X	X	X
	Establishments with 500 to 999 employees	—	X	X	X
	Establishments with 1,000 employees or more	—	X	X	X
722410	Drinking places (alcoholic beverages)				
	All establishments	69	610	1 706	7 604
	Establishments with 1 to 4 employees	32	X	X	X
	Establishments with 5 to 9 employees	17	X	X	X
	Establishments with 10 to 19 employees	11	X	X	X
	Establishments with 20 to 49 employees	9	X	X	X
	Establishments with 50 to 99 employees	—	X	X	X
	Establishments with 100 to 249 employees	—	X	X	X
	Establishments with 250 to 499 employees	—	X	X	X
	Establishments with 500 to 999 employees	—	X	X	X
	Establishments with 1,000 employees or more	—	X	X	X
81	Other services (except public administration)				
	All establishments	671	4 519	22 487	96 410
	Establishments with 1 to 4 employees	422	X	X	X
	Establishments with 5 to 9 employees	138	X	X	X
	Establishments with 10 to 19 employees	73	X	X	X
	Establishments with 20 to 49 employees	28	X	X	X
	Establishments with 50 to 99 employees	5	X	X	X
	Establishments with 100 to 249 employees	4	X	X	X
	Establishments with 250 to 499 employees	1	X	X	X
	Establishments with 500 to 999 employees	—	X	X	X
	Establishments with 1,000 employees or more	—	X	X	X
811	Repair and maintenance				
	All establishments	178	884	6 606	28 056
	Establishments with 1 to 4 employees	112	X	X	X
	Establishments with 5 to 9 employees	39	X	X	X
	Establishments with 10 to 19 employees	22	X	X	X
	Establishments with 20 to 49 employees	4	X	X	X
	Establishments with 50 to 99 employees	1	X	X	X
	Establishments with 100 to 249 employees	—	X	X	X
	Establishments with 250 to 499 employees	—	X	X	X
	Establishments with 500 to 999 employees	—	X	X	X
	Establishments with 1,000 employees or more	—	X	X	X
8111	Automotive repair and maintenance				
	All establishments	128	611	4 346	18 253
	Establishments with 1 to 4 employees	82	X	X	X
	Establishments with 5 to 9 employees	26	X	X	X
	Establishments with 10 to 19 employees	17	X	X	X
	Establishments with 20 to 49 employees	3	X	X	X
	Establishments with 50 to 99 employees	—	X	X	X
	Establishments with 100 to 249 employees	—	X	X	X
	Establishments with 250 to 499 employees	—	X	X	X
	Establishments with 500 to 999 employees	—	X	X	X
	Establishments with 1,000 employees or more	—	X	X	X
81111	Automotive mechanical and electrical repair and maintenance				
	All establishments	88	381	2 939	12 426
	Establishments with 1 to 4 employees	62	X	X	X
	Establishments with 5 to 9 employees	15	X	X	X
	Establishments with 10 to 19 employees	9	X	X	X
	Establishments with 20 to 49 employees	2	X	X	X
	Establishments with 50 to 99 employees	—	X	X	X
	Establishments with 100 to 249 employees	—	X	X	X
	Establishments with 250 to 499 employees	—	X	X	X
	Establishments with 500 to 999 employees	—	X	X	X
	Establishments with 1,000 employees or more	—	X	X	X

See footnotes at end of table.

Table 5. Establishments, Employees, and Payroll by Industry and Employment Size of Establishments by County: 2004—Con.

[Excludes most government employees, railroad employees, and self-employed persons. Size class 1 to 4 employees includes establishments having payroll, but no employees, during mid-March pay period. For meaning of abbreviations and symbols, see introductory text. For explanation of terms, see Appendix A. For statement on reliability, see the note at the end of the table and Appendix C]

NAICS code	Geography, kind of business, and employment size class	Establishments (number)	Paid employees for pay period including March 12 (number)	First-quarter payroll (\$1,000)	Annual payroll (\$1,000)
	ATLANTIC—Con.				
81	Other services (except public administration)—Con.				
811	Repair and maintenance—Con.				
8111	Automotive repair and maintenance—Con.				
81111	Automotive mechanical and electrical repair and maintenance—Con.				
811111	General automotive repair				
	All establishments	80	364	2 838	11 940
	Establishments with 1 to 4 employees	55	X	X	X
	Establishments with 5 to 9 employees	14	X	X	X
	Establishments with 10 to 19 employees	9	X	X	X
	Establishments with 20 to 49 employees	2	X	X	X
	Establishments with 50 to 99 employees	—	X	X	X
	Establishments with 100 to 249 employees	—	X	X	X
	Establishments with 250 to 499 employees	—	X	X	X
	Establishments with 500 to 999 employees	—	X	X	X
	Establishments with 1,000 employees or more	—	X	X	X
81112	Automotive body, paint, interior, and glass repair				
	All establishments	21	135	1 087	4 389
	Establishments with 1 to 4 employees	9	X	X	X
	Establishments with 5 to 9 employees	7	X	X	X
	Establishments with 10 to 19 employees	5	X	X	X
	Establishments with 20 to 49 employees	—	X	X	X
	Establishments with 50 to 99 employees	—	X	X	X
	Establishments with 100 to 249 employees	—	X	X	X
	Establishments with 250 to 499 employees	—	X	X	X
	Establishments with 500 to 999 employees	—	X	X	X
	Establishments with 1,000 employees or more	—	X	X	X
811121	Automotive body, paint, and interior repair and maintenance				
	All establishments	17	116	925	3 791
	Establishments with 1 to 4 employees	7	X	X	X
	Establishments with 5 to 9 employees	5	X	X	X
	Establishments with 10 to 19 employees	5	X	X	X
	Establishments with 20 to 49 employees	—	X	X	X
	Establishments with 50 to 99 employees	—	X	X	X
	Establishments with 100 to 249 employees	—	X	X	X
	Establishments with 250 to 499 employees	—	X	X	X
	Establishments with 500 to 999 employees	—	X	X	X
	Establishments with 1,000 employees or more	—	X	X	X
8113	Commercial and industrial machinery and equipment (except automotive and electronic) repair and maintenance				
	All establishments	15	115	958	4 042
	Establishments with 1 to 4 employees	11	X	X	X
	Establishments with 5 to 9 employees	1	X	X	X
	Establishments with 10 to 19 employees	2	X	X	X
	Establishments with 20 to 49 employees	—	X	X	X
	Establishments with 50 to 99 employees	1	X	X	X
	Establishments with 100 to 249 employees	—	X	X	X
	Establishments with 250 to 499 employees	—	X	X	X
	Establishments with 500 to 999 employees	—	X	X	X
	Establishments with 1,000 employees or more	—	X	X	X
81131	Commercial and industrial machinery and equipment (except automotive and electronic) repair and maintenance				
	All establishments	15	115	958	4 042
	Establishments with 1 to 4 employees	11	X	X	X
	Establishments with 5 to 9 employees	1	X	X	X
	Establishments with 10 to 19 employees	2	X	X	X
	Establishments with 20 to 49 employees	—	X	X	X
	Establishments with 50 to 99 employees	1	X	X	X
	Establishments with 100 to 249 employees	—	X	X	X
	Establishments with 250 to 499 employees	—	X	X	X
	Establishments with 500 to 999 employees	—	X	X	X
	Establishments with 1,000 employees or more	—	X	X	X
811310	Commercial and industrial machinery and equipment (except automotive and electronic) repair and maintenance				
	All establishments	15	115	958	4 042
	Establishments with 1 to 4 employees	11	X	X	X
	Establishments with 5 to 9 employees	1	X	X	X
	Establishments with 10 to 19 employees	2	X	X	X
	Establishments with 20 to 49 employees	—	X	X	X
	Establishments with 50 to 99 employees	1	X	X	X
	Establishments with 100 to 249 employees	—	X	X	X
	Establishments with 250 to 499 employees	—	X	X	X
	Establishments with 500 to 999 employees	—	X	X	X
	Establishments with 1,000 employees or more	—	X	X	X

See footnotes at end of table.

Table 5. Establishments, Employees, and Payroll by Industry and Employment Size of Establishments by County: 2004—Con.

[Excludes most government employees, railroad employees, and self-employed persons. Size class 1 to 4 employees includes establishments having payroll, but no employees, during mid-March pay period. For meaning of abbreviations and symbols, see introductory text. For explanation of terms, see Appendix A. For statement on reliability, see the note at the end of the table and Appendix C]

NAICS code	Geography, kind of business, and employment size class	Establishments (number)	Paid employees for pay period including March 12 (number)	First-quarter payroll (\$1,000)	Annual payroll (\$1,000)
	ATLANTIC—Con.				
81	Other services (except public administration)—Con.				
811	Repair and maintenance—Con.				
8114	Personal and household goods repair and maintenance				
	All establishments	25	104	627	2 952
	Establishments with 1 to 4 employees	14	X	X	X
	Establishments with 5 to 9 employees	9	X	X	X
	Establishments with 10 to 19 employees	1	X	X	X
	Establishments with 20 to 49 employees	1	X	X	X
	Establishments with 50 to 99 employees	—	X	X	X
	Establishments with 100 to 249 employees	—	X	X	X
	Establishments with 250 to 499 employees	—	X	X	X
	Establishments with 500 to 999 employees	—	X	X	X
	Establishments with 1,000 employees or more	—	X	X	X
812	Personal and laundry services				
	All establishments	253	1 715	6 772	30 002
	Establishments with 1 to 4 employees	165	X	X	X
	Establishments with 5 to 9 employees	54	X	X	X
	Establishments with 10 to 19 employees	21	X	X	X
	Establishments with 20 to 49 employees	8	X	X	X
	Establishments with 50 to 99 employees	3	X	X	X
	Establishments with 100 to 249 employees	1	X	X	X
	Establishments with 250 to 499 employees	1	X	X	X
	Establishments with 500 to 999 employees	—	X	X	X
	Establishments with 1,000 employees or more	—	X	X	X
8121	Personal care services				
	All establishments	160	777	2 535	11 458
	Establishments with 1 to 4 employees	106	X	X	X
	Establishments with 5 to 9 employees	36	X	X	X
	Establishments with 10 to 19 employees	12	X	X	X
	Establishments with 20 to 49 employees	4	X	X	X
	Establishments with 50 to 99 employees	2	X	X	X
	Establishments with 100 to 249 employees	—	X	X	X
	Establishments with 250 to 499 employees	—	X	X	X
	Establishments with 500 to 999 employees	—	X	X	X
	Establishments with 1,000 employees or more	—	X	X	X
81211	Hair, nail, and skin care services				
	All establishments	149	736	2 419	10 900
	Establishments with 1 to 4 employees	98	X	X	X
	Establishments with 5 to 9 employees	33	X	X	X
	Establishments with 10 to 19 employees	12	X	X	X
	Establishments with 20 to 49 employees	4	X	X	X
	Establishments with 50 to 99 employees	2	X	X	X
	Establishments with 100 to 249 employees	—	X	X	X
	Establishments with 250 to 499 employees	—	X	X	X
	Establishments with 500 to 999 employees	—	X	X	X
	Establishments with 1,000 employees or more	—	X	X	X
812112	Beauty salons				
	All establishments	119	704	2 349	10 495
	Establishments with 1 to 4 employees	69	X	X	X
	Establishments with 5 to 9 employees	32	X	X	X
	Establishments with 10 to 19 employees	12	X	X	X
	Establishments with 20 to 49 employees	4	X	X	X
	Establishments with 50 to 99 employees	2	X	X	X
	Establishments with 100 to 249 employees	—	X	X	X
	Establishments with 250 to 499 employees	—	X	X	X
	Establishments with 500 to 999 employees	—	X	X	X
	Establishments with 1,000 employees or more	—	X	X	X
8123	Drycleaning and laundry services				
	All establishments	46	515	2 133	9 329
	Establishments with 1 to 4 employees	30	X	X	X
	Establishments with 5 to 9 employees	9	X	X	X
	Establishments with 10 to 19 employees	4	X	X	X
	Establishments with 20 to 49 employees	2	X	X	X
	Establishments with 50 to 99 employees	—	X	X	X
	Establishments with 100 to 249 employees	—	X	X	X
	Establishments with 250 to 499 employees	1	X	X	X
	Establishments with 500 to 999 employees	—	X	X	X
	Establishments with 1,000 employees or more	—	X	X	X
81232	Drycleaning and laundry services (except coin-operated)				
	All establishments	30	122	414	1 858
	Establishments with 1 to 4 employees	21	X	X	X
	Establishments with 5 to 9 employees	6	X	X	X
	Establishments with 10 to 19 employees	2	X	X	X
	Establishments with 20 to 49 employees	1	X	X	X
	Establishments with 50 to 99 employees	—	X	X	X
	Establishments with 100 to 249 employees	—	X	X	X
	Establishments with 250 to 499 employees	—	X	X	X
	Establishments with 500 to 999 employees	—	X	X	X
	Establishments with 1,000 employees or more	—	X	X	X

See footnotes at end of table.

Table 5. Establishments, Employees, and Payroll by Industry and Employment Size of Establishments by County: 2004—Con.

[Excludes most government employees, railroad employees, and self-employed persons. Size class 1 to 4 employees includes establishments having payroll, but no employees, during mid-March pay period. For meaning of abbreviations and symbols, see introductory text. For explanation of terms, see Appendix A. For statement on reliability, see the note at the end of the table and Appendix C]

NAICS code	Geography, kind of business, and employment size class	Establishments (number)	Paid employees for pay period including March 12 (number)	First-quarter payroll (\$1,000)	Annual payroll (\$1,000)
81	ATLANTIC—Con.				
	Other services (except public administration)—Con.				
812	Personal and laundry services—Con.				
8123	Drycleaning and laundry services—Con.				
81232	Drycleaning and laundry services (except coin-operated)—Con.				
812320	Drycleaning and laundry services (except coin-operated)				
	All establishments	30	122	414	1 858
	Establishments with 1 to 4 employees	21	X	X	X
	Establishments with 5 to 9 employees	6	X	X	X
	Establishments with 10 to 19 employees	2	X	X	X
	Establishments with 20 to 49 employees	1	X	X	X
	Establishments with 50 to 99 employees	—	X	X	X
	Establishments with 100 to 249 employees	—	X	X	X
	Establishments with 250 to 499 employees	—	X	X	X
	Establishments with 500 to 999 employees	—	X	X	X
	Establishments with 1,000 employees or more	—	X	X	X
81233	Linen and uniform supply				
	All establishments	5	347	1 552	6 765
	Establishments with 1 to 4 employees	1	X	X	X
	Establishments with 5 to 9 employees	1	X	X	X
	Establishments with 10 to 19 employees	2	X	X	X
	Establishments with 20 to 49 employees	—	X	X	X
	Establishments with 50 to 99 employees	—	X	X	X
	Establishments with 100 to 249 employees	—	X	X	X
	Establishments with 250 to 499 employees	1	X	X	X
	Establishments with 500 to 999 employees	—	X	X	X
	Establishments with 1,000 employees or more	—	X	X	X
812331	Linen supply				
	All establishments	3	e	D	D
	Establishments with 1 to 4 employees	—	X	X	X
	Establishments with 5 to 9 employees	1	X	X	X
	Establishments with 10 to 19 employees	1	X	X	X
	Establishments with 20 to 49 employees	—	X	X	X
	Establishments with 50 to 99 employees	—	X	X	X
	Establishments with 100 to 249 employees	—	X	X	X
	Establishments with 250 to 499 employees	1	X	X	X
	Establishments with 500 to 999 employees	—	X	X	X
	Establishments with 1,000 employees or more	—	X	X	X
8129	Other personal services				
	All establishments	30	346	1 537	6 748
	Establishments with 1 to 4 employees	19	X	X	X
	Establishments with 5 to 9 employees	3	X	X	X
	Establishments with 10 to 19 employees	4	X	X	X
	Establishments with 20 to 49 employees	2	X	X	X
	Establishments with 50 to 99 employees	1	X	X	X
	Establishments with 100 to 249 employees	1	X	X	X
	Establishments with 250 to 499 employees	—	X	X	X
	Establishments with 500 to 999 employees	—	X	X	X
	Establishments with 1,000 employees or more	—	X	X	X
81293	Parking lots and garages				
	All establishments	8	e	D	D
	Establishments with 1 to 4 employees	1	X	X	X
	Establishments with 5 to 9 employees	2	X	X	X
	Establishments with 10 to 19 employees	2	X	X	X
	Establishments with 20 to 49 employees	1	X	X	X
	Establishments with 50 to 99 employees	1	X	X	X
	Establishments with 100 to 249 employees	1	X	X	X
	Establishments with 250 to 499 employees	—	X	X	X
	Establishments with 500 to 999 employees	—	X	X	X
	Establishments with 1,000 employees or more	—	X	X	X
812930	Parking lots and garages				
	All establishments	8	e	D	D
	Establishments with 1 to 4 employees	1	X	X	X
	Establishments with 5 to 9 employees	2	X	X	X
	Establishments with 10 to 19 employees	2	X	X	X
	Establishments with 20 to 49 employees	1	X	X	X
	Establishments with 50 to 99 employees	1	X	X	X
	Establishments with 100 to 249 employees	1	X	X	X
	Establishments with 250 to 499 employees	—	X	X	X
	Establishments with 500 to 999 employees	—	X	X	X
	Establishments with 1,000 employees or more	—	X	X	X
813	Religious, grantmaking, civic, professional, and similar organizations				
	All establishments	240	1 920	9 109	38 352
	Establishments with 1 to 4 employees	145	X	X	X
	Establishments with 5 to 9 employees	45	X	X	X
	Establishments with 10 to 19 employees	30	X	X	X
	Establishments with 20 to 49 employees	16	X	X	X
	Establishments with 50 to 99 employees	1	X	X	X
	Establishments with 100 to 249 employees	3	X	X	X
	Establishments with 250 to 499 employees	—	X	X	X
	Establishments with 500 to 999 employees	—	X	X	X
	Establishments with 1,000 employees or more	—	X	X	X

See footnotes at end of table.

Table 5. Establishments, Employees, and Payroll by Industry and Employment Size of Establishments by County: 2004—Con.

[Excludes most government employees, railroad employees, and self-employed persons. Size class 1 to 4 employees includes establishments having payroll, but no employees, during mid-March pay period. For meaning of abbreviations and symbols, see introductory text. For explanation of terms, see Appendix A. For statement on reliability, see the note at the end of the table and Appendix C]

NAICS code	Geography, kind of business, and employment size class	Establishments (number)	Paid employees for pay period including March 12 (number)	First-quarter payroll (\$1,000)	Annual payroll (\$1,000)
81	ATLANTIC—Con.				
	Other services (except public administration)—Con.				
813	Religious, grantmaking, civic, professional, and similar organizations—Con.				
8131	Religious organizations				
	All establishments	118	892	2 862	11 551
	Establishments with 1 to 4 employees	72	X	X	X
	Establishments with 5 to 9 employees	27	X	X	X
	Establishments with 10 to 19 employees	12	X	X	X
	Establishments with 20 to 49 employees	5	X	X	X
	Establishments with 50 to 99 employees	—	X	X	X
	Establishments with 100 to 249 employees	2	X	X	X
	Establishments with 250 to 499 employees	—	X	X	X
	Establishments with 500 to 999 employees	—	X	X	X
	Establishments with 1,000 employees or more	—	X	X	X
81311	Religious organizations				
	All establishments	118	892	2 862	11 551
	Establishments with 1 to 4 employees	72	X	X	X
	Establishments with 5 to 9 employees	27	X	X	X
	Establishments with 10 to 19 employees	12	X	X	X
	Establishments with 20 to 49 employees	5	X	X	X
	Establishments with 50 to 99 employees	—	X	X	X
	Establishments with 100 to 249 employees	2	X	X	X
	Establishments with 250 to 499 employees	—	X	X	X
	Establishments with 500 to 999 employees	—	X	X	X
	Establishments with 1,000 employees or more	—	X	X	X
813110	Religious organizations				
	All establishments	118	892	2 862	11 551
	Establishments with 1 to 4 employees	72	X	X	X
	Establishments with 5 to 9 employees	27	X	X	X
	Establishments with 10 to 19 employees	12	X	X	X
	Establishments with 20 to 49 employees	5	X	X	X
	Establishments with 50 to 99 employees	—	X	X	X
	Establishments with 100 to 249 employees	2	X	X	X
	Establishments with 250 to 499 employees	—	X	X	X
	Establishments with 500 to 999 employees	—	X	X	X
	Establishments with 1,000 employees or more	—	X	X	X
8134	Civic and social organizations				
	All establishments	8	154	525	2 329
	Establishments with 1 to 4 employees	3	X	X	X
	Establishments with 5 to 9 employees	2	X	X	X
	Establishments with 10 to 19 employees	1	X	X	X
	Establishments with 20 to 49 employees	1	X	X	X
	Establishments with 50 to 99 employees	1	X	X	X
	Establishments with 100 to 249 employees	—	X	X	X
	Establishments with 250 to 499 employees	—	X	X	X
	Establishments with 500 to 999 employees	—	X	X	X
	Establishments with 1,000 employees or more	—	X	X	X
81341	Civic and social organizations				
	All establishments	8	154	525	2 329
	Establishments with 1 to 4 employees	3	X	X	X
	Establishments with 5 to 9 employees	2	X	X	X
	Establishments with 10 to 19 employees	1	X	X	X
	Establishments with 20 to 49 employees	1	X	X	X
	Establishments with 50 to 99 employees	1	X	X	X
	Establishments with 100 to 249 employees	—	X	X	X
	Establishments with 250 to 499 employees	—	X	X	X
	Establishments with 500 to 999 employees	—	X	X	X
	Establishments with 1,000 employees or more	—	X	X	X
813410	Civic and social organizations				
	All establishments	8	154	525	2 329
	Establishments with 1 to 4 employees	3	X	X	X
	Establishments with 5 to 9 employees	2	X	X	X
	Establishments with 10 to 19 employees	1	X	X	X
	Establishments with 20 to 49 employees	1	X	X	X
	Establishments with 50 to 99 employees	1	X	X	X
	Establishments with 100 to 249 employees	—	X	X	X
	Establishments with 250 to 499 employees	—	X	X	X
	Establishments with 500 to 999 employees	—	X	X	X
	Establishments with 1,000 employees or more	—	X	X	X
8139	Business, professional, labor, political, and similar organizations				
	All establishments	100	735	4 608	19 723
	Establishments with 1 to 4 employees	64	X	X	X
	Establishments with 5 to 9 employees	14	X	X	X
	Establishments with 10 to 19 employees	14	X	X	X
	Establishments with 20 to 49 employees	7	X	X	X
	Establishments with 50 to 99 employees	—	X	X	X
	Establishments with 100 to 249 employees	1	X	X	X
	Establishments with 250 to 499 employees	—	X	X	X
	Establishments with 500 to 999 employees	—	X	X	X
	Establishments with 1,000 employees or more	—	X	X	X

See footnotes at end of table.

Table 5. Establishments, Employees, and Payroll by Industry and Employment Size of Establishments by County: 2004—Con.

[Excludes most government employees, railroad employees, and self-employed persons. Size class 1 to 4 employees includes establishments having payroll, but no employees, during mid-March pay period. For meaning of abbreviations and symbols, see introductory text. For explanation of terms, see Appendix A. For statement on reliability, see the note at the end of the table and Appendix C]

NAICS code	Geography, kind of business, and employment size class	Establishments (number)	Paid employees for pay period including March 12 (number)	First-quarter payroll (\$1,000)	Annual payroll (\$1,000)
	ATLANTIC—Con.				
81	Other services (except public administration)—Con.				
813	Religious, grantmaking, civic, professional, and similar organizations—Con.				
8139	Business, professional, labor, political, and similar organizations—Con.				
81393	Labor Unions and Similar Labor Organizations				
	All establishments	26	269	2 059	8 378
	Establishments with 1 to 4 employees	19	X	X	X
	Establishments with 5 to 9 employees	2	X	X	X
	Establishments with 10 to 19 employees	2	X	X	X
	Establishments with 20 to 49 employees	2	X	X	X
	Establishments with 50 to 99 employees	—	X	X	X
	Establishments with 100 to 249 employees	1	X	X	X
	Establishments with 250 to 499 employees	—	X	X	X
	Establishments with 500 to 999 employees	—	X	X	X
	Establishments with 1,000 employees or more	—	X	X	X
813930	Labor Unions and Similar Labor Organizations				
	All establishments	26	269	2 059	8 378
	Establishments with 1 to 4 employees	19	X	X	X
	Establishments with 5 to 9 employees	2	X	X	X
	Establishments with 10 to 19 employees	2	X	X	X
	Establishments with 20 to 49 employees	2	X	X	X
	Establishments with 50 to 99 employees	—	X	X	X
	Establishments with 100 to 249 employees	1	X	X	X
	Establishments with 250 to 499 employees	—	X	X	X
	Establishments with 500 to 999 employees	—	X	X	X
	Establishments with 1,000 employees or more	—	X	X	X
81399	Other similar organizations (except business, professional, labor, and political organizations)				
	All establishments	58	399	2 151	9 723
	Establishments with 1 to 4 employees	33	X	X	X
	Establishments with 5 to 9 employees	10	X	X	X
	Establishments with 10 to 19 employees	11	X	X	X
	Establishments with 20 to 49 employees	4	X	X	X
	Establishments with 50 to 99 employees	—	X	X	X
	Establishments with 100 to 249 employees	—	X	X	X
	Establishments with 250 to 499 employees	—	X	X	X
	Establishments with 500 to 999 employees	—	X	X	X
	Establishments with 1,000 employees or more	—	X	X	X
813990	Other similar organizations (except business, professional, labor, and political organizations)				
	All establishments	58	399	2 151	9 723
	Establishments with 1 to 4 employees	33	X	X	X
	Establishments with 5 to 9 employees	10	X	X	X
	Establishments with 10 to 19 employees	11	X	X	X
	Establishments with 20 to 49 employees	4	X	X	X
	Establishments with 50 to 99 employees	—	X	X	X
	Establishments with 100 to 249 employees	—	X	X	X
	Establishments with 250 to 499 employees	—	X	X	X
	Establishments with 500 to 999 employees	—	X	X	X
	Establishments with 1,000 employees or more	—	X	X	X
99	Industries not classified				
	All establishments	32	b	D	D
	Establishments with 1 to 4 employees	29	X	X	X
	Establishments with 5 to 9 employees	2	X	X	X
	Establishments with 10 to 19 employees	—	X	X	X
	Establishments with 20 to 49 employees	1	X	X	X
	Establishments with 50 to 99 employees	—	X	X	X
	Establishments with 100 to 249 employees	—	X	X	X
	Establishments with 250 to 499 employees	—	X	X	X
	Establishments with 500 to 999 employees	—	X	X	X
	Establishments with 1,000 employees or more	—	X	X	X
	BERGEN				
	Total for all sectors				
	All establishments	33 486	470 179	5 499 278	22 441 167
	Establishments with 1 to 4 employees	20 369	X	X	X
	Establishments with 5 to 9 employees	5 698	X	X	X
	Establishments with 10 to 19 employees	3 455	X	X	X
	Establishments with 20 to 49 employees	2 378	X	X	X
	Establishments with 50 to 99 employees	855	X	X	X
	Establishments with 100 to 249 employees	528	X	X	X
	Establishments with 250 to 499 employees	133	X	X	X
	Establishments with 500 to 999 employees	40	X	X	X
	Establishments with 1,000 employees or more	30	X	X	X

See footnotes at end of table.

Table 5. Establishments, Employees, and Payroll by Industry and Employment Size of Establishments by County: 2004—Con.

[Excludes most government employees, railroad employees, and self-employed persons. Size class 1 to 4 employees includes establishments having payroll, but no employees, during mid-March pay period. For meaning of abbreviations and symbols, see introductory text. For explanation of terms, see Appendix A. For statement on reliability, see the note at the end of the table and Appendix C]

NAICS code	Geography, kind of business, and employment size class	Establishments (number)	Paid employees for pay period including March 12 (number)	First-quarter payroll (\$1,000)	Annual payroll (\$1,000)
	BERGEN—Con.				
11	Forestry, fishing & hunting, and agricultural support services (NAICS 113-115)				
	All establishments	6	a	D	D
	Establishments with 1 to 4 employees	5	X	X	X
	Establishments with 5 to 9 employees	1	X	X	X
	Establishments with 10 to 19 employees	—	X	X	X
	Establishments with 20 to 49 employees	—	X	X	X
	Establishments with 50 to 99 employees	—	X	X	X
	Establishments with 100 to 249 employees	—	X	X	X
	Establishments with 250 to 499 employees	—	X	X	X
	Establishments with 500 to 999 employees	—	X	X	X
	Establishments with 1,000 employees or more	—	X	X	X
21	Mining				
	All establishments	6	a	D	D
	Establishments with 1 to 4 employees	5	X	X	X
	Establishments with 5 to 9 employees	1	X	X	X
	Establishments with 10 to 19 employees	—	X	X	X
	Establishments with 20 to 49 employees	—	X	X	X
	Establishments with 50 to 99 employees	—	X	X	X
	Establishments with 100 to 249 employees	—	X	X	X
	Establishments with 250 to 499 employees	—	X	X	X
	Establishments with 500 to 999 employees	—	X	X	X
	Establishments with 1,000 employees or more	—	X	X	X
22	Utilities				
	All establishments	29	g	D	D
	Establishments with 1 to 4 employees	10	X	X	X
	Establishments with 5 to 9 employees	4	X	X	X
	Establishments with 10 to 19 employees	5	X	X	X
	Establishments with 20 to 49 employees	2	X	X	X
	Establishments with 50 to 99 employees	4	X	X	X
	Establishments with 100 to 249 employees	4	X	X	X
	Establishments with 250 to 499 employees	—	X	X	X
	Establishments with 500 to 999 employees	—	X	X	X
	Establishments with 1,000 employees or more	—	X	X	X
221	Utilities				
	All establishments	29	g	D	D
	Establishments with 1 to 4 employees	10	X	X	X
	Establishments with 5 to 9 employees	4	X	X	X
	Establishments with 10 to 19 employees	5	X	X	X
	Establishments with 20 to 49 employees	2	X	X	X
	Establishments with 50 to 99 employees	4	X	X	X
	Establishments with 100 to 249 employees	4	X	X	X
	Establishments with 250 to 499 employees	—	X	X	X
	Establishments with 500 to 999 employees	—	X	X	X
	Establishments with 1,000 employees or more	—	X	X	X
2211	Electric power generation, transmission, and distribution				
	All establishments	13	f	D	D
	Establishments with 1 to 4 employees	3	X	X	X
	Establishments with 5 to 9 employees	3	X	X	X
	Establishments with 10 to 19 employees	2	X	X	X
	Establishments with 20 to 49 employees	—	X	X	X
	Establishments with 50 to 99 employees	2	X	X	X
	Establishments with 100 to 249 employees	3	X	X	X
	Establishments with 250 to 499 employees	—	X	X	X
	Establishments with 500 to 999 employees	—	X	X	X
	Establishments with 1,000 employees or more	—	X	X	X
22111	Electric power generation				
	All establishments	8	c	D	D
	Establishments with 1 to 4 employees	2	X	X	X
	Establishments with 5 to 9 employees	2	X	X	X
	Establishments with 10 to 19 employees	2	X	X	X
	Establishments with 20 to 49 employees	—	X	X	X
	Establishments with 50 to 99 employees	1	X	X	X
	Establishments with 100 to 249 employees	1	X	X	X
	Establishments with 250 to 499 employees	—	X	X	X
	Establishments with 500 to 999 employees	—	X	X	X
	Establishments with 1,000 employees or more	—	X	X	X
221112	Fossil fuel electric power generation				
	All establishments	7	c	D	D
	Establishments with 1 to 4 employees	2	X	X	X
	Establishments with 5 to 9 employees	2	X	X	X
	Establishments with 10 to 19 employees	1	X	X	X
	Establishments with 20 to 49 employees	—	X	X	X
	Establishments with 50 to 99 employees	1	X	X	X
	Establishments with 100 to 249 employees	1	X	X	X
	Establishments with 250 to 499 employees	—	X	X	X
	Establishments with 500 to 999 employees	—	X	X	X
	Establishments with 1,000 employees or more	—	X	X	X

See footnotes at end of table.

Table 5. Establishments, Employees, and Payroll by Industry and Employment Size of Establishments by County: 2004—Con.

[Excludes most government employees, railroad employees, and self-employed persons. Size class 1 to 4 employees includes establishments having payroll, but no employees, during mid-March pay period. For meaning of abbreviations and symbols, see introductory text. For explanation of terms, see Appendix A. For statement on reliability, see the note at the end of the table and Appendix C]

NAICS code	Geography, kind of business, and employment size class	Establishments (number)	Paid employees for pay period including March 12 (number)	First-quarter payroll (\$1,000)	Annual payroll (\$1,000)
22	BERGEN—Con.				
	Utilities—Con.				
221	Utilities—Con.				
2211	Electric power generation, transmission, and distribution—Con.				
22112	Electric power transmission, control, and distribution				
	All establishments	5	e	D	D
	Establishments with 1 to 4 employees	1	X	X	X
	Establishments with 5 to 9 employees	1	X	X	X
	Establishments with 10 to 19 employees	—	X	X	X
	Establishments with 20 to 49 employees	—	X	X	X
	Establishments with 50 to 99 employees	1	X	X	X
	Establishments with 100 to 249 employees	2	X	X	X
	Establishments with 250 to 499 employees	—	X	X	X
	Establishments with 500 to 999 employees	—	X	X	X
	Establishments with 1,000 employees or more	—	X	X	X
221122	Electric power distribution				
	All establishments	5	e	D	D
	Establishments with 1 to 4 employees	1	X	X	X
	Establishments with 5 to 9 employees	1	X	X	X
	Establishments with 10 to 19 employees	—	X	X	X
	Establishments with 20 to 49 employees	—	X	X	X
	Establishments with 50 to 99 employees	1	X	X	X
	Establishments with 100 to 249 employees	2	X	X	X
	Establishments with 250 to 499 employees	—	X	X	X
	Establishments with 500 to 999 employees	—	X	X	X
	Establishments with 1,000 employees or more	—	X	X	X
2213	Water, sewage, and other systems				
	All establishments	15	f	D	D
	Establishments with 1 to 4 employees	6	X	X	X
	Establishments with 5 to 9 employees	1	X	X	X
	Establishments with 10 to 19 employees	3	X	X	X
	Establishments with 20 to 49 employees	2	X	X	X
	Establishments with 50 to 99 employees	2	X	X	X
	Establishments with 100 to 249 employees	1	X	X	X
	Establishments with 250 to 499 employees	—	X	X	X
	Establishments with 500 to 999 employees	—	X	X	X
	Establishments with 1,000 employees or more	—	X	X	X
22131	Water supply and irrigation systems				
	All establishments	15	f	D	D
	Establishments with 1 to 4 employees	6	X	X	X
	Establishments with 5 to 9 employees	1	X	X	X
	Establishments with 10 to 19 employees	3	X	X	X
	Establishments with 20 to 49 employees	2	X	X	X
	Establishments with 50 to 99 employees	2	X	X	X
	Establishments with 100 to 249 employees	1	X	X	X
	Establishments with 250 to 499 employees	—	X	X	X
	Establishments with 500 to 999 employees	—	X	X	X
	Establishments with 1,000 employees or more	—	X	X	X
221310	Water supply and irrigation systems				
	All establishments	15	f	D	D
	Establishments with 1 to 4 employees	6	X	X	X
	Establishments with 5 to 9 employees	1	X	X	X
	Establishments with 10 to 19 employees	3	X	X	X
	Establishments with 20 to 49 employees	2	X	X	X
	Establishments with 50 to 99 employees	2	X	X	X
	Establishments with 100 to 249 employees	1	X	X	X
	Establishments with 250 to 499 employees	—	X	X	X
	Establishments with 500 to 999 employees	—	X	X	X
	Establishments with 1,000 employees or more	—	X	X	X
23	Construction				
	All establishments	3 023	20 403	197 971	923 298
	Establishments with 1 to 4 employees	2 174	X	X	X
	Establishments with 5 to 9 employees	458	X	X	X
	Establishments with 10 to 19 employees	225	X	X	X
	Establishments with 20 to 49 employees	111	X	X	X
	Establishments with 50 to 99 employees	34	X	X	X
	Establishments with 100 to 249 employees	15	X	X	X
	Establishments with 250 to 499 employees	4	X	X	X
	Establishments with 500 to 999 employees	1	X	X	X
	Establishments with 1,000 employees or more	1	X	X	X
236	Construction of buildings				
	All establishments	897	5 337	44 374	203 254
	Establishments with 1 to 4 employees	696	X	X	X
	Establishments with 5 to 9 employees	125	X	X	X
	Establishments with 10 to 19 employees	47	X	X	X
	Establishments with 20 to 49 employees	21	X	X	X
	Establishments with 50 to 99 employees	4	X	X	X
	Establishments with 100 to 249 employees	3	X	X	X
	Establishments with 250 to 499 employees	—	X	X	X
	Establishments with 500 to 999 employees	—	X	X	X
	Establishments with 1,000 employees or more	1	X	X	X

See footnotes at end of table.

Table 5. Establishments, Employees, and Payroll by Industry and Employment Size of Establishments by County: 2004—Con.

[Excludes most government employees, railroad employees, and self-employed persons. Size class 1 to 4 employees includes establishments having payroll, but no employees, during mid-March pay period. For meaning of abbreviations and symbols, see introductory text. For explanation of terms, see Appendix A. For statement on reliability, see the note at the end of the table and Appendix C]

NAICS code	Geography, kind of business, and employment size class	Establishments (number)	Paid employees for pay period including March 12 (number)	First-quarter payroll (\$1,000)	Annual payroll (\$1,000)
	BERGEN—Con.				
23	Construction—Con.				
236	Construction of buildings—Con.				
2361	Residential building construction				
	All establishments	706	3 327	17 680	78 287
	Establishments with 1 to 4 employees	593	X	X	X
	Establishments with 5 to 9 employees	84	X	X	X
	Establishments with 10 to 19 employees	22	X	X	X
	Establishments with 20 to 49 employees	6	X	X	X
	Establishments with 50 to 99 employees	—	X	X	X
	Establishments with 100 to 249 employees	—	X	X	X
	Establishments with 250 to 499 employees	—	X	X	X
	Establishments with 500 to 999 employees	—	X	X	X
	Establishments with 1,000 employees or more	1	X	X	X
23611	Residential building construction				
	All establishments	706	3 327	17 680	78 287
	Establishments with 1 to 4 employees	593	X	X	X
	Establishments with 5 to 9 employees	84	X	X	X
	Establishments with 10 to 19 employees	22	X	X	X
	Establishments with 20 to 49 employees	6	X	X	X
	Establishments with 50 to 99 employees	—	X	X	X
	Establishments with 100 to 249 employees	—	X	X	X
	Establishments with 250 to 499 employees	—	X	X	X
	Establishments with 500 to 999 employees	—	X	X	X
	Establishments with 1,000 employees or more	1	X	X	X
236115	New single-family housing construction (except operative builders)				
	All establishments	344	2 275	9 172	39 186
	Establishments with 1 to 4 employees	284	X	X	X
	Establishments with 5 to 9 employees	44	X	X	X
	Establishments with 10 to 19 employees	14	X	X	X
	Establishments with 20 to 49 employees	1	X	X	X
	Establishments with 50 to 99 employees	—	X	X	X
	Establishments with 100 to 249 employees	—	X	X	X
	Establishments with 250 to 499 employees	—	X	X	X
	Establishments with 500 to 999 employees	—	X	X	X
	Establishments with 1,000 employees or more	1	X	X	X
236118	Residential remodelers				
	All establishments	304	910	7 029	32 882
	Establishments with 1 to 4 employees	261	X	X	X
	Establishments with 5 to 9 employees	30	X	X	X
	Establishments with 10 to 19 employees	8	X	X	X
	Establishments with 20 to 49 employees	5	X	X	X
	Establishments with 50 to 99 employees	—	X	X	X
	Establishments with 100 to 249 employees	—	X	X	X
	Establishments with 250 to 499 employees	—	X	X	X
	Establishments with 500 to 999 employees	—	X	X	X
	Establishments with 1,000 employees or more	—	X	X	X
2362	Nonresidential building construction				
	All establishments	191	2 010	26 694	124 967
	Establishments with 1 to 4 employees	103	X	X	X
	Establishments with 5 to 9 employees	41	X	X	X
	Establishments with 10 to 19 employees	25	X	X	X
	Establishments with 20 to 49 employees	15	X	X	X
	Establishments with 50 to 99 employees	4	X	X	X
	Establishments with 100 to 249 employees	3	X	X	X
	Establishments with 250 to 499 employees	—	X	X	X
	Establishments with 500 to 999 employees	—	X	X	X
	Establishments with 1,000 employees or more	—	X	X	X
23621	Industrial building construction				
	All establishments	8	122	2 136	8 843
	Establishments with 1 to 4 employees	4	X	X	X
	Establishments with 5 to 9 employees	2	X	X	X
	Establishments with 10 to 19 employees	1	X	X	X
	Establishments with 20 to 49 employees	—	X	X	X
	Establishments with 50 to 99 employees	1	X	X	X
	Establishments with 100 to 249 employees	—	X	X	X
	Establishments with 250 to 499 employees	—	X	X	X
	Establishments with 500 to 999 employees	—	X	X	X
	Establishments with 1,000 employees or more	—	X	X	X
236210	Industrial building construction				
	All establishments	8	122	2 136	8 843
	Establishments with 1 to 4 employees	4	X	X	X
	Establishments with 5 to 9 employees	2	X	X	X
	Establishments with 10 to 19 employees	1	X	X	X
	Establishments with 20 to 49 employees	—	X	X	X
	Establishments with 50 to 99 employees	1	X	X	X
	Establishments with 100 to 249 employees	—	X	X	X
	Establishments with 250 to 499 employees	—	X	X	X
	Establishments with 500 to 999 employees	—	X	X	X
	Establishments with 1,000 employees or more	—	X	X	X

See footnotes at end of table.

Table 5. Establishments, Employees, and Payroll by Industry and Employment Size of Establishments by County: 2004—Con.

[Excludes most government employees, railroad employees, and self-employed persons. Size class 1 to 4 employees includes establishments having payroll, but no employees, during mid-March pay period. For meaning of abbreviations and symbols, see introductory text. For explanation of terms, see Appendix A. For statement on reliability, see the note at the end of the table and Appendix C]

NAICS code	Geography, kind of business, and employment size class	Establishments (number)	Paid employees for pay period including March 12 (number)	First-quarter payroll (\$1,000)	Annual payroll (\$1,000)
23	BERGEN—Con.				
	Construction—Con.				
236	Construction of buildings—Con.				
2362	Nonresidential building construction—Con.				
23622	Commercial and institutional building construction				
	All establishments	183	1 888	24 558	116 124
	Establishments with 1 to 4 employees	99	X	X	X
	Establishments with 5 to 9 employees	39	X	X	X
	Establishments with 10 to 19 employees	24	X	X	X
	Establishments with 20 to 49 employees	15	X	X	X
	Establishments with 50 to 99 employees	3	X	X	X
	Establishments with 100 to 249 employees	3	X	X	X
	Establishments with 250 to 499 employees	—	X	X	X
	Establishments with 500 to 999 employees	—	X	X	X
	Establishments with 1,000 employees or more	—	X	X	X
236220	Commercial and institutional building construction				
	All establishments	183	1 888	24 558	116 124
	Establishments with 1 to 4 employees	99	X	X	X
	Establishments with 5 to 9 employees	39	X	X	X
	Establishments with 10 to 19 employees	24	X	X	X
	Establishments with 20 to 49 employees	15	X	X	X
	Establishments with 50 to 99 employees	3	X	X	X
	Establishments with 100 to 249 employees	3	X	X	X
	Establishments with 250 to 499 employees	—	X	X	X
	Establishments with 500 to 999 employees	—	X	X	X
	Establishments with 1,000 employees or more	—	X	X	X
237	Heavy and civil engineering construction				
	All establishments	109	1 753	20 753	112 317
	Establishments with 1 to 4 employees	58	X	X	X
	Establishments with 5 to 9 employees	14	X	X	X
	Establishments with 10 to 19 employees	17	X	X	X
	Establishments with 20 to 49 employees	12	X	X	X
	Establishments with 50 to 99 employees	7	X	X	X
	Establishments with 100 to 249 employees	—	X	X	X
	Establishments with 250 to 499 employees	—	X	X	X
	Establishments with 500 to 999 employees	1	X	X	X
	Establishments with 1,000 employees or more	—	X	X	X
2371	Utility system construction				
	All establishments	41	1 023	12 088	58 359
	Establishments with 1 to 4 employees	19	X	X	X
	Establishments with 5 to 9 employees	5	X	X	X
	Establishments with 10 to 19 employees	7	X	X	X
	Establishments with 20 to 49 employees	6	X	X	X
	Establishments with 50 to 99 employees	3	X	X	X
	Establishments with 100 to 249 employees	—	X	X	X
	Establishments with 250 to 499 employees	—	X	X	X
	Establishments with 500 to 999 employees	1	X	X	X
	Establishments with 1,000 employees or more	—	X	X	X
23711	Water and sewer line and related structures construction				
	All establishments	21	c	D	D
	Establishments with 1 to 4 employees	15	X	X	X
	Establishments with 5 to 9 employees	2	X	X	X
	Establishments with 10 to 19 employees	1	X	X	X
	Establishments with 20 to 49 employees	2	X	X	X
	Establishments with 50 to 99 employees	1	X	X	X
	Establishments with 100 to 249 employees	—	X	X	X
	Establishments with 250 to 499 employees	—	X	X	X
	Establishments with 500 to 999 employees	—	X	X	X
	Establishments with 1,000 employees or more	—	X	X	X
237110	Water and sewer line and related structures construction				
	All establishments	21	c	D	D
	Establishments with 1 to 4 employees	15	X	X	X
	Establishments with 5 to 9 employees	2	X	X	X
	Establishments with 10 to 19 employees	1	X	X	X
	Establishments with 20 to 49 employees	2	X	X	X
	Establishments with 50 to 99 employees	1	X	X	X
	Establishments with 100 to 249 employees	—	X	X	X
	Establishments with 250 to 499 employees	—	X	X	X
	Establishments with 500 to 999 employees	—	X	X	X
	Establishments with 1,000 employees or more	—	X	X	X
23712	Oil and gas pipeline and related structures construction				
	All establishments	3	c	D	D
	Establishments with 1 to 4 employees	1	X	X	X
	Establishments with 5 to 9 employees	—	X	X	X
	Establishments with 10 to 19 employees	—	X	X	X
	Establishments with 20 to 49 employees	—	X	X	X
	Establishments with 50 to 99 employees	2	X	X	X
	Establishments with 100 to 249 employees	—	X	X	X
	Establishments with 250 to 499 employees	—	X	X	X
	Establishments with 500 to 999 employees	—	X	X	X
	Establishments with 1,000 employees or more	—	X	X	X

See footnotes at end of table.

Table 5. Establishments, Employees, and Payroll by Industry and Employment Size of Establishments by County: 2004—Con.

[Excludes most government employees, railroad employees, and self-employed persons. Size class 1 to 4 employees includes establishments having payroll, but no employees, during mid-March pay period. For meaning of abbreviations and symbols, see introductory text. For explanation of terms, see Appendix A. For statement on reliability, see the note at the end of the table and Appendix C]

NAICS code	Geography, kind of business, and employment size class	Establishments (number)	Paid employees for pay period including March 12 (number)	First-quarter payroll (\$1,000)	Annual payroll (\$1,000)
23	BERGEN—Con.				
	Construction—Con.				
237	Heavy and civil engineering construction—Con.				
2371	Utility system construction—Con.				
23712	Oil and gas pipeline and related structures construction—Con.				
237120	Oil and gas pipeline and related structures construction				
	All establishments	3	c	D	D
	Establishments with 1 to 4 employees	1	X	X	X
	Establishments with 5 to 9 employees	—	X	X	X
	Establishments with 10 to 19 employees	—	X	X	X
	Establishments with 20 to 49 employees	—	X	X	X
	Establishments with 50 to 99 employees	2	X	X	X
	Establishments with 100 to 249 employees	—	X	X	X
	Establishments with 250 to 499 employees	—	X	X	X
	Establishments with 500 to 999 employees	—	X	X	X
	Establishments with 1,000 employees or more	—	X	X	X
23713	Power and communication line and related structures construction				
	All establishments	17	758	8 591	42 269
	Establishments with 1 to 4 employees	3	X	X	X
	Establishments with 5 to 9 employees	3	X	X	X
	Establishments with 10 to 19 employees	6	X	X	X
	Establishments with 20 to 49 employees	4	X	X	X
	Establishments with 50 to 99 employees	—	X	X	X
	Establishments with 100 to 249 employees	—	X	X	X
	Establishments with 250 to 499 employees	—	X	X	X
	Establishments with 500 to 999 employees	1	X	X	X
	Establishments with 1,000 employees or more	—	X	X	X
237130	Power and communication line and related structures construction				
	All establishments	17	758	8 591	42 269
	Establishments with 1 to 4 employees	3	X	X	X
	Establishments with 5 to 9 employees	3	X	X	X
	Establishments with 10 to 19 employees	6	X	X	X
	Establishments with 20 to 49 employees	4	X	X	X
	Establishments with 50 to 99 employees	—	X	X	X
	Establishments with 100 to 249 employees	—	X	X	X
	Establishments with 250 to 499 employees	—	X	X	X
	Establishments with 500 to 999 employees	1	X	X	X
	Establishments with 1,000 employees or more	—	X	X	X
2373	Highway, street, and bridge construction				
	All establishments	41	548	6 478	41 440
	Establishments with 1 to 4 employees	19	X	X	X
	Establishments with 5 to 9 employees	5	X	X	X
	Establishments with 10 to 19 employees	9	X	X	X
	Establishments with 20 to 49 employees	5	X	X	X
	Establishments with 50 to 99 employees	3	X	X	X
	Establishments with 100 to 249 employees	—	X	X	X
	Establishments with 250 to 499 employees	—	X	X	X
	Establishments with 500 to 999 employees	—	X	X	X
	Establishments with 1,000 employees or more	—	X	X	X
23731	Highway, street, and bridge construction				
	All establishments	41	548	6 478	41 440
	Establishments with 1 to 4 employees	19	X	X	X
	Establishments with 5 to 9 employees	5	X	X	X
	Establishments with 10 to 19 employees	9	X	X	X
	Establishments with 20 to 49 employees	5	X	X	X
	Establishments with 50 to 99 employees	3	X	X	X
	Establishments with 100 to 249 employees	—	X	X	X
	Establishments with 250 to 499 employees	—	X	X	X
	Establishments with 500 to 999 employees	—	X	X	X
	Establishments with 1,000 employees or more	—	X	X	X
237310	Highway, street, and bridge construction				
	All establishments	41	548	6 478	41 440
	Establishments with 1 to 4 employees	19	X	X	X
	Establishments with 5 to 9 employees	5	X	X	X
	Establishments with 10 to 19 employees	9	X	X	X
	Establishments with 20 to 49 employees	5	X	X	X
	Establishments with 50 to 99 employees	3	X	X	X
	Establishments with 100 to 249 employees	—	X	X	X
	Establishments with 250 to 499 employees	—	X	X	X
	Establishments with 500 to 999 employees	—	X	X	X
	Establishments with 1,000 employees or more	—	X	X	X
2379	Other heavy and civil engineering construction				
	All establishments	6	127	1 556	9 796
	Establishments with 1 to 4 employees	3	X	X	X
	Establishments with 5 to 9 employees	—	X	X	X
	Establishments with 10 to 19 employees	1	X	X	X
	Establishments with 20 to 49 employees	1	X	X	X
	Establishments with 50 to 99 employees	1	X	X	X
	Establishments with 100 to 249 employees	—	X	X	X
	Establishments with 250 to 499 employees	—	X	X	X
	Establishments with 500 to 999 employees	—	X	X	X
	Establishments with 1,000 employees or more	—	X	X	X

See footnotes at end of table.

Table 5. Establishments, Employees, and Payroll by Industry and Employment Size of Establishments by County: 2004—Con.

[Excludes most government employees, railroad employees, and self-employed persons. Size class 1 to 4 employees includes establishments having payroll, but no employees, during mid-March pay period. For meaning of abbreviations and symbols, see introductory text. For explanation of terms, see Appendix A. For statement on reliability, see the note at the end of the table and Appendix C]

NAICS code	Geography, kind of business, and employment size class	Establishments (number)	Paid employees for pay period including March 12 (number)	First-quarter payroll (\$1,000)	Annual payroll (\$1,000)
23	BERGEN—Con.				
	Construction—Con.				
237	Heavy and civil engineering construction—Con.				
2379	Other heavy and civil engineering construction—Con.				
23799	Other heavy and civil engineering construction				
	All establishments	6	127	1 556	9 796
	Establishments with 1 to 4 employees	3	X	X	X
	Establishments with 5 to 9 employees	—	X	X	X
	Establishments with 10 to 19 employees	1	X	X	X
	Establishments with 20 to 49 employees	1	X	X	X
	Establishments with 50 to 99 employees	1	X	X	X
	Establishments with 100 to 249 employees	—	X	X	X
	Establishments with 250 to 499 employees	—	X	X	X
	Establishments with 500 to 999 employees	—	X	X	X
	Establishments with 1,000 employees or more	—	X	X	X
237990	Other heavy and civil engineering construction				
	All establishments	6	127	1 556	9 796
	Establishments with 1 to 4 employees	3	X	X	X
	Establishments with 5 to 9 employees	—	X	X	X
	Establishments with 10 to 19 employees	1	X	X	X
	Establishments with 20 to 49 employees	1	X	X	X
	Establishments with 50 to 99 employees	1	X	X	X
	Establishments with 100 to 249 employees	—	X	X	X
	Establishments with 250 to 499 employees	—	X	X	X
	Establishments with 500 to 999 employees	—	X	X	X
	Establishments with 1,000 employees or more	—	X	X	X
238	Specialty trade contractors				
	All establishments	2 017	13 313	132 844	607 727
	Establishments with 1 to 4 employees	1 420	X	X	X
	Establishments with 5 to 9 employees	319	X	X	X
	Establishments with 10 to 19 employees	161	X	X	X
	Establishments with 20 to 49 employees	78	X	X	X
	Establishments with 50 to 99 employees	23	X	X	X
	Establishments with 100 to 249 employees	12	X	X	X
	Establishments with 250 to 499 employees	4	X	X	X
	Establishments with 500 to 999 employees	—	X	X	X
	Establishments with 1,000 employees or more	—	X	X	X
2381	Foundation, structure, and building exterior contractors				
	All establishments	385	2 823	23 959	123 203
	Establishments with 1 to 4 employees	261	X	X	X
	Establishments with 5 to 9 employees	63	X	X	X
	Establishments with 10 to 19 employees	32	X	X	X
	Establishments with 20 to 49 employees	19	X	X	X
	Establishments with 50 to 99 employees	5	X	X	X
	Establishments with 100 to 249 employees	5	X	X	X
	Establishments with 250 to 499 employees	—	X	X	X
	Establishments with 500 to 999 employees	—	X	X	X
	Establishments with 1,000 employees or more	—	X	X	X
23811	Poured concrete foundation and structure contractors				
	All establishments	47	628	3 574	20 766
	Establishments with 1 to 4 employees	27	X	X	X
	Establishments with 5 to 9 employees	9	X	X	X
	Establishments with 10 to 19 employees	4	X	X	X
	Establishments with 20 to 49 employees	4	X	X	X
	Establishments with 50 to 99 employees	2	X	X	X
	Establishments with 100 to 249 employees	1	X	X	X
	Establishments with 250 to 499 employees	—	X	X	X
	Establishments with 500 to 999 employees	—	X	X	X
	Establishments with 1,000 employees or more	—	X	X	X
238110	Poured concrete foundation and structure contractors				
	All establishments	47	628	3 574	20 766
	Establishments with 1 to 4 employees	27	X	X	X
	Establishments with 5 to 9 employees	9	X	X	X
	Establishments with 10 to 19 employees	4	X	X	X
	Establishments with 20 to 49 employees	4	X	X	X
	Establishments with 50 to 99 employees	2	X	X	X
	Establishments with 100 to 249 employees	1	X	X	X
	Establishments with 250 to 499 employees	—	X	X	X
	Establishments with 500 to 999 employees	—	X	X	X
	Establishments with 1,000 employees or more	—	X	X	X
23812	Structural steel and precast concrete contractors				
	All establishments	15	319	3 174	14 134
	Establishments with 1 to 4 employees	8	X	X	X
	Establishments with 5 to 9 employees	2	X	X	X
	Establishments with 10 to 19 employees	2	X	X	X
	Establishments with 20 to 49 employees	—	X	X	X
	Establishments with 50 to 99 employees	1	X	X	X
	Establishments with 100 to 249 employees	2	X	X	X
	Establishments with 250 to 499 employees	—	X	X	X
	Establishments with 500 to 999 employees	—	X	X	X
	Establishments with 1,000 employees or more	—	X	X	X

See footnotes at end of table.

Table 5. Establishments, Employees, and Payroll by Industry and Employment Size of Establishments by County: 2004—Con.

[Excludes most government employees, railroad employees, and self-employed persons. Size class 1 to 4 employees includes establishments having payroll, but no employees, during mid-March pay period. For meaning of abbreviations and symbols, see introductory text. For explanation of terms, see Appendix A. For statement on reliability, see the note at the end of the table and Appendix C]

NAICS code	Geography, kind of business, and employment size class	Establishments (number)	Paid employees for pay period including March 12 (number)	First-quarter payroll (\$1,000)	Annual payroll (\$1,000)
23	BERGEN—Con.				
	Construction—Con.				
238	Specialty trade contractors—Con.				
2381	Foundation, structure, and building exterior contractors—Con.				
23812	Structural steel and precast concrete contractors—Con.				
238120	Structural steel and precast concrete contractors				
	All establishments	15	319	3 174	14 134
	Establishments with 1 to 4 employees	8	X	X	X
	Establishments with 5 to 9 employees	2	X	X	X
	Establishments with 10 to 19 employees	2	X	X	X
	Establishments with 20 to 49 employees	—	X	X	X
	Establishments with 50 to 99 employees	1	X	X	X
	Establishments with 100 to 249 employees	2	X	X	X
	Establishments with 250 to 499 employees	—	X	X	X
	Establishments with 500 to 999 employees	—	X	X	X
	Establishments with 1,000 employees or more	—	X	X	X
23813	Framing contractors				
	All establishments	50	260	2 142	9 328
	Establishments with 1 to 4 employees	33	X	X	X
	Establishments with 5 to 9 employees	8	X	X	X
	Establishments with 10 to 19 employees	7	X	X	X
	Establishments with 20 to 49 employees	2	X	X	X
	Establishments with 50 to 99 employees	—	X	X	X
	Establishments with 100 to 249 employees	—	X	X	X
	Establishments with 250 to 499 employees	—	X	X	X
	Establishments with 500 to 999 employees	—	X	X	X
	Establishments with 1,000 employees or more	—	X	X	X
238130	Framing contractors				
	All establishments	50	260	2 142	9 328
	Establishments with 1 to 4 employees	33	X	X	X
	Establishments with 5 to 9 employees	8	X	X	X
	Establishments with 10 to 19 employees	7	X	X	X
	Establishments with 20 to 49 employees	2	X	X	X
	Establishments with 50 to 99 employees	—	X	X	X
	Establishments with 100 to 249 employees	—	X	X	X
	Establishments with 250 to 499 employees	—	X	X	X
	Establishments with 500 to 999 employees	—	X	X	X
	Establishments with 1,000 employees or more	—	X	X	X
23814	Masonry contractors				
	All establishments	133	586	4 950	28 162
	Establishments with 1 to 4 employees	106	X	X	X
	Establishments with 5 to 9 employees	16	X	X	X
	Establishments with 10 to 19 employees	6	X	X	X
	Establishments with 20 to 49 employees	4	X	X	X
	Establishments with 50 to 99 employees	—	X	X	X
	Establishments with 100 to 249 employees	1	X	X	X
	Establishments with 250 to 499 employees	—	X	X	X
	Establishments with 500 to 999 employees	—	X	X	X
	Establishments with 1,000 employees or more	—	X	X	X
238140	Masonry contractors				
	All establishments	133	586	4 950	28 162
	Establishments with 1 to 4 employees	106	X	X	X
	Establishments with 5 to 9 employees	16	X	X	X
	Establishments with 10 to 19 employees	6	X	X	X
	Establishments with 20 to 49 employees	4	X	X	X
	Establishments with 50 to 99 employees	—	X	X	X
	Establishments with 100 to 249 employees	1	X	X	X
	Establishments with 250 to 499 employees	—	X	X	X
	Establishments with 500 to 999 employees	—	X	X	X
	Establishments with 1,000 employees or more	—	X	X	X
23815	Glass and glazing contractors				
	All establishments	27	162	1 825	9 168
	Establishments with 1 to 4 employees	15	X	X	X
	Establishments with 5 to 9 employees	8	X	X	X
	Establishments with 10 to 19 employees	2	X	X	X
	Establishments with 20 to 49 employees	2	X	X	X
	Establishments with 50 to 99 employees	—	X	X	X
	Establishments with 100 to 249 employees	—	X	X	X
	Establishments with 250 to 499 employees	—	X	X	X
	Establishments with 500 to 999 employees	—	X	X	X
	Establishments with 1,000 employees or more	—	X	X	X
238150	Glass and glazing contractors				
	All establishments	27	162	1 825	9 168
	Establishments with 1 to 4 employees	15	X	X	X
	Establishments with 5 to 9 employees	8	X	X	X
	Establishments with 10 to 19 employees	2	X	X	X
	Establishments with 20 to 49 employees	2	X	X	X
	Establishments with 50 to 99 employees	—	X	X	X
	Establishments with 100 to 249 employees	—	X	X	X
	Establishments with 250 to 499 employees	—	X	X	X
	Establishments with 500 to 999 employees	—	X	X	X
	Establishments with 1,000 employees or more	—	X	X	X

See footnotes at end of table.

Table 5. Establishments, Employees, and Payroll by Industry and Employment Size of Establishments by County: 2004—Con.

[Excludes most government employees, railroad employees, and self-employed persons. Size class 1 to 4 employees includes establishments having payroll, but no employees, during mid-March pay period. For meaning of abbreviations and symbols, see introductory text. For explanation of terms, see Appendix A. For statement on reliability, see the note at the end of the table and Appendix C]

NAICS code	Geography, kind of business, and employment size class	Establishments (number)	Paid employees for pay period including March 12 (number)	First-quarter payroll (\$1,000)	Annual payroll (\$1,000)
	BERGEN—Con.				
23	Construction—Con.				
238	Specialty trade contractors—Con.				
2381	Foundation, structure, and building exterior contractors—Con.				
23815	Glass and glazing contractors—Con.				
238150	Glass and glazing contractors—Con.				
	All establishments—Con.				
	Establishments with 1,000 employees or more	—	X	X	X
23816	Roofing contractors				
	All establishments	66	673	6 609	33 968
	Establishments with 1 to 4 employees	36	X	X	X
	Establishments with 5 to 9 employees	13	X	X	X
	Establishments with 10 to 19 employees	9	X	X	X
	Establishments with 20 to 49 employees	5	X	X	X
	Establishments with 50 to 99 employees	2	X	X	X
	Establishments with 100 to 249 employees	1	X	X	X
	Establishments with 250 to 499 employees	—	X	X	X
	Establishments with 500 to 999 employees	—	X	X	X
	Establishments with 1,000 employees or more	—	X	X	X
238160	Roofing contractors				
	All establishments	66	673	6 609	33 968
	Establishments with 1 to 4 employees	36	X	X	X
	Establishments with 5 to 9 employees	13	X	X	X
	Establishments with 10 to 19 employees	9	X	X	X
	Establishments with 20 to 49 employees	5	X	X	X
	Establishments with 50 to 99 employees	2	X	X	X
	Establishments with 100 to 249 employees	1	X	X	X
	Establishments with 250 to 499 employees	—	X	X	X
	Establishments with 500 to 999 employees	—	X	X	X
	Establishments with 1,000 employees or more	—	X	X	X
23819	Other foundation, structure, and building exterior contractors				
	All establishments	16	108	898	3 894
	Establishments with 1 to 4 employees	10	X	X	X
	Establishments with 5 to 9 employees	3	X	X	X
	Establishments with 10 to 19 employees	1	X	X	X
	Establishments with 20 to 49 employees	2	X	X	X
	Establishments with 50 to 99 employees	—	X	X	X
	Establishments with 100 to 249 employees	—	X	X	X
	Establishments with 250 to 499 employees	—	X	X	X
	Establishments with 500 to 999 employees	—	X	X	X
	Establishments with 1,000 employees or more	—	X	X	X
238190	Other foundation, structure, and building exterior contractors				
	All establishments	16	108	898	3 894
	Establishments with 1 to 4 employees	10	X	X	X
	Establishments with 5 to 9 employees	3	X	X	X
	Establishments with 10 to 19 employees	1	X	X	X
	Establishments with 20 to 49 employees	2	X	X	X
	Establishments with 50 to 99 employees	—	X	X	X
	Establishments with 100 to 249 employees	—	X	X	X
	Establishments with 250 to 499 employees	—	X	X	X
	Establishments with 500 to 999 employees	—	X	X	X
	Establishments with 1,000 employees or more	—	X	X	X
2382	Building equipment contractors				
	All establishments	881	6 827	78 705	333 019
	Establishments with 1 to 4 employees	591	X	X	X
	Establishments with 5 to 9 employees	162	X	X	X
	Establishments with 10 to 19 employees	73	X	X	X
	Establishments with 20 to 49 employees	36	X	X	X
	Establishments with 50 to 99 employees	10	X	X	X
	Establishments with 100 to 249 employees	5	X	X	X
	Establishments with 250 to 499 employees	4	X	X	X
	Establishments with 500 to 999 employees	—	X	X	X
	Establishments with 1,000 employees or more	—	X	X	X
23821	Electrical Contractors				
	All establishments	391	2 829	30 946	127 962
	Establishments with 1 to 4 employees	256	X	X	X
	Establishments with 5 to 9 employees	88	X	X	X
	Establishments with 10 to 19 employees	30	X	X	X
	Establishments with 20 to 49 employees	12	X	X	X
	Establishments with 50 to 99 employees	2	X	X	X
	Establishments with 100 to 249 employees	1	X	X	X
	Establishments with 250 to 499 employees	2	X	X	X
	Establishments with 500 to 999 employees	—	X	X	X
	Establishments with 1,000 employees or more	—	X	X	X

See footnotes at end of table.

Table 5. Establishments, Employees, and Payroll by Industry and Employment Size of Establishments by County: 2004—Con.

[Excludes most government employees, railroad employees, and self-employed persons. Size class 1 to 4 employees includes establishments having payroll, but no employees, during mid-March pay period. For meaning of abbreviations and symbols, see introductory text. For explanation of terms, see Appendix A. For statement on reliability, see the note at the end of the table and Appendix C]

NAICS code	Geography, kind of business, and employment size class	Establishments (number)	Paid employees for pay period including March 12 (number)	First-quarter payroll (\$1,000)	Annual payroll (\$1,000)
BERGEN—Con.					
23	Construction—Con.				
238	Specialty trade contractors—Con.				
2382	Building equipment contractors—Con.				
23821	Electrical Contractors—Con.				
238210	Electrical Contractors				
	All establishments	391	2 829	30 946	127 962
	Establishments with 1 to 4 employees	256	X	X	X
	Establishments with 5 to 9 employees	88	X	X	X
	Establishments with 10 to 19 employees	30	X	X	X
	Establishments with 20 to 49 employees	12	X	X	X
	Establishments with 50 to 99 employees	2	X	X	X
	Establishments with 100 to 249 employees	1	X	X	X
	Establishments with 250 to 499 employees	2	X	X	X
	Establishments with 500 to 999 employees	—	X	X	X
	Establishments with 1,000 employees or more	—	X	X	X
23822	Plumbing, heating, and air-conditioning contractors				
	All establishments	461	3 215	35 489	157 800
	Establishments with 1 to 4 employees	325	X	X	X
	Establishments with 5 to 9 employees	69	X	X	X
	Establishments with 10 to 19 employees	35	X	X	X
	Establishments with 20 to 49 employees	22	X	X	X
	Establishments with 50 to 99 employees	6	X	X	X
	Establishments with 100 to 249 employees	3	X	X	X
	Establishments with 250 to 499 employees	1	X	X	X
	Establishments with 500 to 999 employees	—	X	X	X
	Establishments with 1,000 employees or more	—	X	X	X
238220	Plumbing, heating, and air-conditioning contractors				
	All establishments	461	3 215	35 489	157 800
	Establishments with 1 to 4 employees	325	X	X	X
	Establishments with 5 to 9 employees	69	X	X	X
	Establishments with 10 to 19 employees	35	X	X	X
	Establishments with 20 to 49 employees	22	X	X	X
	Establishments with 50 to 99 employees	6	X	X	X
	Establishments with 100 to 249 employees	3	X	X	X
	Establishments with 250 to 499 employees	1	X	X	X
	Establishments with 500 to 999 employees	—	X	X	X
	Establishments with 1,000 employees or more	—	X	X	X
23829	Other building equipment contractors				
	All establishments	29	783	12 270	47 257
	Establishments with 1 to 4 employees	10	X	X	X
	Establishments with 5 to 9 employees	5	X	X	X
	Establishments with 10 to 19 employees	8	X	X	X
	Establishments with 20 to 49 employees	2	X	X	X
	Establishments with 50 to 99 employees	2	X	X	X
	Establishments with 100 to 249 employees	1	X	X	X
	Establishments with 250 to 499 employees	1	X	X	X
	Establishments with 500 to 999 employees	—	X	X	X
	Establishments with 1,000 employees or more	—	X	X	X
238290	Other building equipment contractors				
	All establishments	29	783	12 270	47 257
	Establishments with 1 to 4 employees	10	X	X	X
	Establishments with 5 to 9 employees	5	X	X	X
	Establishments with 10 to 19 employees	8	X	X	X
	Establishments with 20 to 49 employees	2	X	X	X
	Establishments with 50 to 99 employees	2	X	X	X
	Establishments with 100 to 249 employees	1	X	X	X
	Establishments with 250 to 499 employees	1	X	X	X
	Establishments with 500 to 999 employees	—	X	X	X
	Establishments with 1,000 employees or more	—	X	X	X
2383	Building finishing contractors				
	All establishments	521	2 307	20 280	96 806
	Establishments with 1 to 4 employees	396	X	X	X
	Establishments with 5 to 9 employees	70	X	X	X
	Establishments with 10 to 19 employees	37	X	X	X
	Establishments with 20 to 49 employees	14	X	X	X
	Establishments with 50 to 99 employees	3	X	X	X
	Establishments with 100 to 249 employees	1	X	X	X
	Establishments with 250 to 499 employees	—	X	X	X
	Establishments with 500 to 999 employees	—	X	X	X
	Establishments with 1,000 employees or more	—	X	X	X
23831	Drywall and insulation contractors				
	All establishments	60	366	4 056	18 516
	Establishments with 1 to 4 employees	38	X	X	X
	Establishments with 5 to 9 employees	10	X	X	X
	Establishments with 10 to 19 employees	9	X	X	X
	Establishments with 20 to 49 employees	2	X	X	X
	Establishments with 50 to 99 employees	1	X	X	X
	Establishments with 100 to 249 employees	—	X	X	X
	Establishments with 250 to 499 employees	—	X	X	X
	Establishments with 500 to 999 employees	—	X	X	X
	Establishments with 1,000 employees or more	—	X	X	X

See footnotes at end of table.

Table 5. Establishments, Employees, and Payroll by Industry and Employment Size of Establishments by County: 2004—Con.

[Excludes most government employees, railroad employees, and self-employed persons. Size class 1 to 4 employees includes establishments having payroll, but no employees, during mid-March pay period. For meaning of abbreviations and symbols, see introductory text. For explanation of terms, see Appendix A. For statement on reliability, see the note at the end of the table and Appendix C]

NAICS code	Geography, kind of business, and employment size class	Establishments (number)	Paid employees for pay period including March 12 (number)	First-quarter payroll (\$1,000)	Annual payroll (\$1,000)
23	BERGEN—Con.				
	Construction—Con.				
238	Specialty trade contractors—Con.				
2383	Building finishing contractors—Con.				
23831	Drywall and insulation contractors—Con.				
238310	Drywall and insulation contractors				
	All establishments	60	366	4 056	18 516
	Establishments with 1 to 4 employees	38	X	X	X
	Establishments with 5 to 9 employees	10	X	X	X
	Establishments with 10 to 19 employees	9	X	X	X
	Establishments with 20 to 49 employees	2	X	X	X
	Establishments with 50 to 99 employees	1	X	X	X
	Establishments with 100 to 249 employees	—	X	X	X
	Establishments with 250 to 499 employees	—	X	X	X
	Establishments with 500 to 999 employees	—	X	X	X
	Establishments with 1,000 employees or more	—	X	X	X
23832	Painting and wall covering contractors				
	All establishments	141	397	2 661	14 325
	Establishments with 1 to 4 employees	115	X	X	X
	Establishments with 5 to 9 employees	20	X	X	X
	Establishments with 10 to 19 employees	6	X	X	X
	Establishments with 20 to 49 employees	—	X	X	X
	Establishments with 50 to 99 employees	—	X	X	X
	Establishments with 100 to 249 employees	—	X	X	X
	Establishments with 250 to 499 employees	—	X	X	X
	Establishments with 500 to 999 employees	—	X	X	X
	Establishments with 1,000 employees or more	—	X	X	X
238320	Painting and wall covering contractors				
	All establishments	141	397	2 661	14 325
	Establishments with 1 to 4 employees	115	X	X	X
	Establishments with 5 to 9 employees	20	X	X	X
	Establishments with 10 to 19 employees	6	X	X	X
	Establishments with 20 to 49 employees	—	X	X	X
	Establishments with 50 to 99 employees	—	X	X	X
	Establishments with 100 to 249 employees	—	X	X	X
	Establishments with 250 to 499 employees	—	X	X	X
	Establishments with 500 to 999 employees	—	X	X	X
	Establishments with 1,000 employees or more	—	X	X	X
23833	Flooring contractors				
	All establishments	71	471	3 261	16 102
	Establishments with 1 to 4 employees	49	X	X	X
	Establishments with 5 to 9 employees	11	X	X	X
	Establishments with 10 to 19 employees	7	X	X	X
	Establishments with 20 to 49 employees	3	X	X	X
	Establishments with 50 to 99 employees	—	X	X	X
	Establishments with 100 to 249 employees	1	X	X	X
	Establishments with 250 to 499 employees	—	X	X	X
	Establishments with 500 to 999 employees	—	X	X	X
	Establishments with 1,000 employees or more	—	X	X	X
238330	Flooring contractors				
	All establishments	71	471	3 261	16 102
	Establishments with 1 to 4 employees	49	X	X	X
	Establishments with 5 to 9 employees	11	X	X	X
	Establishments with 10 to 19 employees	7	X	X	X
	Establishments with 20 to 49 employees	3	X	X	X
	Establishments with 50 to 99 employees	—	X	X	X
	Establishments with 100 to 249 employees	1	X	X	X
	Establishments with 250 to 499 employees	—	X	X	X
	Establishments with 500 to 999 employees	—	X	X	X
	Establishments with 1,000 employees or more	—	X	X	X
23834	Tile and terrazzo contractors				
	All establishments	64	235	2 103	8 723
	Establishments with 1 to 4 employees	55	X	X	X
	Establishments with 5 to 9 employees	4	X	X	X
	Establishments with 10 to 19 employees	3	X	X	X
	Establishments with 20 to 49 employees	1	X	X	X
	Establishments with 50 to 99 employees	1	X	X	X
	Establishments with 100 to 249 employees	—	X	X	X
	Establishments with 250 to 499 employees	—	X	X	X
	Establishments with 500 to 999 employees	—	X	X	X
	Establishments with 1,000 employees or more	—	X	X	X
238340	Tile and terrazzo contractors				
	All establishments	64	235	2 103	8 723
	Establishments with 1 to 4 employees	55	X	X	X
	Establishments with 5 to 9 employees	4	X	X	X
	Establishments with 10 to 19 employees	3	X	X	X
	Establishments with 20 to 49 employees	1	X	X	X
	Establishments with 50 to 99 employees	1	X	X	X
	Establishments with 100 to 249 employees	—	X	X	X
	Establishments with 250 to 499 employees	—	X	X	X
	Establishments with 500 to 999 employees	—	X	X	X
	Establishments with 1,000 employees or more	—	X	X	X

See footnotes at end of table.

Table 5. Establishments, Employees, and Payroll by Industry and Employment Size of Establishments by County: 2004—Con.

[Excludes most government employees, railroad employees, and self-employed persons. Size class 1 to 4 employees includes establishments having payroll, but no employees, during mid-March pay period. For meaning of abbreviations and symbols, see introductory text. For explanation of terms, see Appendix A. For statement on reliability, see the note at the end of the table and Appendix C]

NAICS code	Geography, kind of business, and employment size class	Establishments (number)	Paid employees for pay period including March 12 (number)	First-quarter payroll (\$1,000)	Annual payroll (\$1,000)
	BERGEN—Con.				
23	Construction—Con.				
238	Specialty trade contractors—Con.				
2383	Building finishing contractors—Con.				
23834	Tile and terrazzo contractors—Con.				
238340	Tile and terrazzo contractors—Con.				
	All establishments—Con.				
	Establishments with 1,000 employees or more	—	X	X	X
23835	Finish carpentry contractors				
	All establishments	151	527	4 000	18 201
	Establishments with 1 to 4 employees	122	X	X	X
	Establishments with 5 to 9 employees	20	X	X	X
	Establishments with 10 to 19 employees	6	X	X	X
	Establishments with 20 to 49 employees	2	X	X	X
	Establishments with 50 to 99 employees	1	X	X	X
	Establishments with 100 to 249 employees	—	X	X	X
	Establishments with 250 to 499 employees	—	X	X	X
	Establishments with 500 to 999 employees	—	X	X	X
	Establishments with 1,000 employees or more	—	X	X	X
238350	Finish carpentry contractors				
	All establishments	151	527	4 000	18 201
	Establishments with 1 to 4 employees	122	X	X	X
	Establishments with 5 to 9 employees	20	X	X	X
	Establishments with 10 to 19 employees	6	X	X	X
	Establishments with 20 to 49 employees	2	X	X	X
	Establishments with 50 to 99 employees	1	X	X	X
	Establishments with 100 to 249 employees	—	X	X	X
	Establishments with 250 to 499 employees	—	X	X	X
	Establishments with 500 to 999 employees	—	X	X	X
	Establishments with 1,000 employees or more	—	X	X	X
23839	Other building finishing contractors				
	All establishments	34	311	4 199	20 939
	Establishments with 1 to 4 employees	17	X	X	X
	Establishments with 5 to 9 employees	5	X	X	X
	Establishments with 10 to 19 employees	6	X	X	X
	Establishments with 20 to 49 employees	6	X	X	X
	Establishments with 50 to 99 employees	—	X	X	X
	Establishments with 100 to 249 employees	—	X	X	X
	Establishments with 250 to 499 employees	—	X	X	X
	Establishments with 500 to 999 employees	—	X	X	X
	Establishments with 1,000 employees or more	—	X	X	X
238390	Other building finishing contractors				
	All establishments	34	311	4 199	20 939
	Establishments with 1 to 4 employees	17	X	X	X
	Establishments with 5 to 9 employees	5	X	X	X
	Establishments with 10 to 19 employees	6	X	X	X
	Establishments with 20 to 49 employees	6	X	X	X
	Establishments with 50 to 99 employees	—	X	X	X
	Establishments with 100 to 249 employees	—	X	X	X
	Establishments with 250 to 499 employees	—	X	X	X
	Establishments with 500 to 999 employees	—	X	X	X
	Establishments with 1,000 employees or more	—	X	X	X
2389	Other specialty trade contractors				
	All establishments	230	1 356	9 900	54 699
	Establishments with 1 to 4 employees	172	X	X	X
	Establishments with 5 to 9 employees	24	X	X	X
	Establishments with 10 to 19 employees	19	X	X	X
	Establishments with 20 to 49 employees	9	X	X	X
	Establishments with 50 to 99 employees	5	X	X	X
	Establishments with 100 to 249 employees	1	X	X	X
	Establishments with 250 to 499 employees	—	X	X	X
	Establishments with 500 to 999 employees	—	X	X	X
	Establishments with 1,000 employees or more	—	X	X	X
23891	Site preparation contractors				
	All establishments	86	823	5 734	27 399
	Establishments with 1 to 4 employees	64	X	X	X
	Establishments with 5 to 9 employees	5	X	X	X
	Establishments with 10 to 19 employees	6	X	X	X
	Establishments with 20 to 49 employees	6	X	X	X
	Establishments with 50 to 99 employees	4	X	X	X
	Establishments with 100 to 249 employees	1	X	X	X
	Establishments with 250 to 499 employees	—	X	X	X
	Establishments with 500 to 999 employees	—	X	X	X
	Establishments with 1,000 employees or more	—	X	X	X

See footnotes at end of table.

Table 5. Establishments, Employees, and Payroll by Industry and Employment Size of Establishments by County: 2004—Con.

[Excludes most government employees, railroad employees, and self-employed persons. Size class 1 to 4 employees includes establishments having payroll, but no employees, during mid-March pay period. For meaning of abbreviations and symbols, see introductory text. For explanation of terms, see Appendix A. For statement on reliability, see the note at the end of the table and Appendix C]

NAICS code	Geography, kind of business, and employment size class	Establishments (number)	Paid employees for pay period including March 12 (number)	First-quarter payroll (\$1,000)	Annual payroll (\$1,000)
	BERGEN—Con.				
23	Construction—Con.				
238	Specialty trade contractors—Con.				
2389	Other specialty trade contractors—Con.				
23891	Site preparation contractors—Con.				
238910	Site preparation contractors				
	All establishments	86	823	5 734	27 399
	Establishments with 1 to 4 employees	64	X	X	X
	Establishments with 5 to 9 employees	5	X	X	X
	Establishments with 10 to 19 employees	6	X	X	X
	Establishments with 20 to 49 employees	6	X	X	X
	Establishments with 50 to 99 employees	4	X	X	X
	Establishments with 100 to 249 employees	1	X	X	X
	Establishments with 250 to 499 employees	—	X	X	X
	Establishments with 500 to 999 employees	—	X	X	X
	Establishments with 1,000 employees or more	—	X	X	X
23899	All other specialty trade contractors				
	All establishments	144	533	4 166	27 300
	Establishments with 1 to 4 employees	108	X	X	X
	Establishments with 5 to 9 employees	19	X	X	X
	Establishments with 10 to 19 employees	13	X	X	X
	Establishments with 20 to 49 employees	3	X	X	X
	Establishments with 50 to 99 employees	1	X	X	X
	Establishments with 100 to 249 employees	—	X	X	X
	Establishments with 250 to 499 employees	—	X	X	X
	Establishments with 500 to 999 employees	—	X	X	X
	Establishments with 1,000 employees or more	—	X	X	X
238990	All other specialty trade contractors				
	All establishments	144	533	4 166	27 300
	Establishments with 1 to 4 employees	108	X	X	X
	Establishments with 5 to 9 employees	19	X	X	X
	Establishments with 10 to 19 employees	13	X	X	X
	Establishments with 20 to 49 employees	3	X	X	X
	Establishments with 50 to 99 employees	1	X	X	X
	Establishments with 100 to 249 employees	—	X	X	X
	Establishments with 250 to 499 employees	—	X	X	X
	Establishments with 500 to 999 employees	—	X	X	X
	Establishments with 1,000 employees or more	—	X	X	X
31-33	Manufacturing				
	All establishments	1 433	43 219	521 677	2 136 677
	Establishments with 1 to 4 employees	507	X	X	X
	Establishments with 5 to 9 employees	248	X	X	X
	Establishments with 10 to 19 employees	245	X	X	X
	Establishments with 20 to 49 employees	218	X	X	X
	Establishments with 50 to 99 employees	106	X	X	X
	Establishments with 100 to 249 employees	88	X	X	X
	Establishments with 250 to 499 employees	16	X	X	X
	Establishments with 500 to 999 employees	4	X	X	X
	Establishments with 1,000 employees or more	1	X	X	X
311	Food manufacturing				
	All establishments	141	4 385	37 019	153 279
	Establishments with 1 to 4 employees	46	X	X	X
	Establishments with 5 to 9 employees	24	X	X	X
	Establishments with 10 to 19 employees	27	X	X	X
	Establishments with 20 to 49 employees	22	X	X	X
	Establishments with 50 to 99 employees	16	X	X	X
	Establishments with 100 to 249 employees	4	X	X	X
	Establishments with 250 to 499 employees	—	X	X	X
	Establishments with 500 to 999 employees	2	X	X	X
	Establishments with 1,000 employees or more	—	X	X	X
3112	Grain and oilseed milling				
	All establishments	2	e	D	D
	Establishments with 1 to 4 employees	—	X	X	X
	Establishments with 5 to 9 employees	—	X	X	X
	Establishments with 10 to 19 employees	—	X	X	X
	Establishments with 20 to 49 employees	—	X	X	X
	Establishments with 50 to 99 employees	1	X	X	X
	Establishments with 100 to 249 employees	1	X	X	X
	Establishments with 250 to 499 employees	—	X	X	X
	Establishments with 500 to 999 employees	—	X	X	X
	Establishments with 1,000 employees or more	—	X	X	X
31122	Starch and vegetable fats and oils manufacturing				
	All establishments	1	c	D	D
	Establishments with 1 to 4 employees	—	X	X	X
	Establishments with 5 to 9 employees	—	X	X	X
	Establishments with 10 to 19 employees	—	X	X	X
	Establishments with 20 to 49 employees	—	X	X	X
	Establishments with 50 to 99 employees	—	X	X	X
	Establishments with 100 to 249 employees	1	X	X	X
	Establishments with 250 to 499 employees	—	X	X	X
	Establishments with 500 to 999 employees	—	X	X	X
	Establishments with 1,000 employees or more	—	X	X	X

See footnotes at end of table.

Table 5. Establishments, Employees, and Payroll by Industry and Employment Size of Establishments by County: 2004—Con.

[Excludes most government employees, railroad employees, and self-employed persons. Size class 1 to 4 employees includes establishments having payroll, but no employees, during mid-March pay period. For meaning of abbreviations and symbols, see introductory text. For explanation of terms, see Appendix A. For statement on reliability, see the note at the end of the table and Appendix C]

NAICS code	Geography, kind of business, and employment size class	Establishments (number)	Paid employees for pay period including March 12 (number)	First-quarter payroll (\$1,000)	Annual payroll (\$1,000)
BERGEN—Con.					
31-33	Manufacturing—Con.				
311	Food manufacturing—Con.				
3112	Grain and oilseed milling—Con.				
31122	Starch and vegetable fats and oils manufacturing—Con.				
311225	Fats and oils refining and blending				
	All establishments	1	c	D	D
	Establishments with 1 to 4 employees	—	X	X	X
	Establishments with 5 to 9 employees	—	X	X	X
	Establishments with 10 to 19 employees	—	X	X	X
	Establishments with 20 to 49 employees	—	X	X	X
	Establishments with 50 to 99 employees	—	X	X	X
	Establishments with 100 to 249 employees	1	X	X	X
	Establishments with 250 to 499 employees	—	X	X	X
	Establishments with 500 to 999 employees	—	X	X	X
	Establishments with 1,000 employees or more	—	X	X	X
3113	Sugar and confectionery product manufacturing				
	All establishments	15	108	470	1 948
	Establishments with 1 to 4 employees	6	X	X	X
	Establishments with 5 to 9 employees	5	X	X	X
	Establishments with 10 to 19 employees	4	X	X	X
	Establishments with 20 to 49 employees	—	X	X	X
	Establishments with 50 to 99 employees	—	X	X	X
	Establishments with 100 to 249 employees	—	X	X	X
	Establishments with 250 to 499 employees	—	X	X	X
	Establishments with 500 to 999 employees	—	X	X	X
	Establishments with 1,000 employees or more	—	X	X	X
3114	Fruit and vegetable preserving and specialty food manufacturing				
	All establishments	5	180	1 407	6 320
	Establishments with 1 to 4 employees	1	X	X	X
	Establishments with 5 to 9 employees	1	X	X	X
	Establishments with 10 to 19 employees	1	X	X	X
	Establishments with 20 to 49 employees	—	X	X	X
	Establishments with 50 to 99 employees	2	X	X	X
	Establishments with 100 to 249 employees	—	X	X	X
	Establishments with 250 to 499 employees	—	X	X	X
	Establishments with 500 to 999 employees	—	X	X	X
	Establishments with 1,000 employees or more	—	X	X	X
31141	Frozen food manufacturing				
	All establishments	3	c	D	D
	Establishments with 1 to 4 employees	—	X	X	X
	Establishments with 5 to 9 employees	1	X	X	X
	Establishments with 10 to 19 employees	—	X	X	X
	Establishments with 20 to 49 employees	—	X	X	X
	Establishments with 50 to 99 employees	2	X	X	X
	Establishments with 100 to 249 employees	—	X	X	X
	Establishments with 250 to 499 employees	—	X	X	X
	Establishments with 500 to 999 employees	—	X	X	X
	Establishments with 1,000 employees or more	—	X	X	X
311412	Frozen specialty food manufacturing				
	All establishments	3	c	D	D
	Establishments with 1 to 4 employees	—	X	X	X
	Establishments with 5 to 9 employees	1	X	X	X
	Establishments with 10 to 19 employees	—	X	X	X
	Establishments with 20 to 49 employees	—	X	X	X
	Establishments with 50 to 99 employees	2	X	X	X
	Establishments with 100 to 249 employees	—	X	X	X
	Establishments with 250 to 499 employees	—	X	X	X
	Establishments with 500 to 999 employees	—	X	X	X
	Establishments with 1,000 employees or more	—	X	X	X
3115	Dairy product manufacturing				
	All establishments	8	857	8 333	30 289
	Establishments with 1 to 4 employees	2	X	X	X
	Establishments with 5 to 9 employees	—	X	X	X
	Establishments with 10 to 19 employees	1	X	X	X
	Establishments with 20 to 49 employees	1	X	X	X
	Establishments with 50 to 99 employees	3	X	X	X
	Establishments with 100 to 249 employees	—	X	X	X
	Establishments with 250 to 499 employees	—	X	X	X
	Establishments with 500 to 999 employees	1	X	X	X
	Establishments with 1,000 employees or more	—	X	X	X
31151	Dairy product (except frozen) manufacturing				
	All establishments	8	857	8 333	30 289
	Establishments with 1 to 4 employees	2	X	X	X
	Establishments with 5 to 9 employees	—	X	X	X
	Establishments with 10 to 19 employees	1	X	X	X
	Establishments with 20 to 49 employees	1	X	X	X
	Establishments with 50 to 99 employees	3	X	X	X
	Establishments with 100 to 249 employees	—	X	X	X
	Establishments with 250 to 499 employees	—	X	X	X
	Establishments with 500 to 999 employees	1	X	X	X
	Establishments with 1,000 employees or more	—	X	X	X

See footnotes at end of table.

Table 5. Establishments, Employees, and Payroll by Industry and Employment Size of Establishments by County: 2004—Con.

[Excludes most government employees, railroad employees, and self-employed persons. Size class 1 to 4 employees includes establishments having payroll, but no employees, during mid-March pay period. For meaning of abbreviations and symbols, see introductory text. For explanation of terms, see Appendix A. For statement on reliability, see the note at the end of the table and Appendix C]

NAICS code	Geography, kind of business, and employment size class	Establishments (number)	Paid employees for pay period including March 12 (number)	First-quarter payroll (\$1,000)	Annual payroll (\$1,000)
BERGEN—Con.					
31-33	Manufacturing—Con.				
311	Food manufacturing—Con.				
3115	Dairy product manufacturing—Con.				
31151	Dairy product (except frozen) manufacturing—Con.				
311511	Fluid milk manufacturing				
	All establishments	2	f	D	D
	Establishments with 1 to 4 employees	1	X	X	X
	Establishments with 5 to 9 employees	—	X	X	X
	Establishments with 10 to 19 employees	—	X	X	X
	Establishments with 20 to 49 employees	—	X	X	X
	Establishments with 50 to 99 employees	—	X	X	X
	Establishments with 100 to 249 employees	—	X	X	X
	Establishments with 250 to 499 employees	—	X	X	X
	Establishments with 500 to 999 employees	1	X	X	X
	Establishments with 1,000 employees or more	—	X	X	X
311513	Cheese manufacturing				
	All establishments	6	c	D	D
	Establishments with 1 to 4 employees	1	X	X	X
	Establishments with 5 to 9 employees	—	X	X	X
	Establishments with 10 to 19 employees	1	X	X	X
	Establishments with 20 to 49 employees	1	X	X	X
	Establishments with 50 to 99 employees	3	X	X	X
	Establishments with 100 to 249 employees	—	X	X	X
	Establishments with 250 to 499 employees	—	X	X	X
	Establishments with 500 to 999 employees	—	X	X	X
	Establishments with 1,000 employees or more	—	X	X	X
3116	Animal slaughtering and processing				
	All establishments	5	395	2 881	16 581
	Establishments with 1 to 4 employees	—	X	X	X
	Establishments with 5 to 9 employees	1	X	X	X
	Establishments with 10 to 19 employees	—	X	X	X
	Establishments with 20 to 49 employees	2	X	X	X
	Establishments with 50 to 99 employees	1	X	X	X
	Establishments with 100 to 249 employees	1	X	X	X
	Establishments with 250 to 499 employees	—	X	X	X
	Establishments with 500 to 999 employees	—	X	X	X
	Establishments with 1,000 employees or more	—	X	X	X
31161	Animal slaughtering and processing				
	All establishments	5	395	2 881	16 581
	Establishments with 1 to 4 employees	—	X	X	X
	Establishments with 5 to 9 employees	1	X	X	X
	Establishments with 10 to 19 employees	—	X	X	X
	Establishments with 20 to 49 employees	2	X	X	X
	Establishments with 50 to 99 employees	1	X	X	X
	Establishments with 100 to 249 employees	1	X	X	X
	Establishments with 250 to 499 employees	—	X	X	X
	Establishments with 500 to 999 employees	—	X	X	X
	Establishments with 1,000 employees or more	—	X	X	X
311612	Meat processed from carcasses				
	All establishments	4	c	D	D
	Establishments with 1 to 4 employees	—	X	X	X
	Establishments with 5 to 9 employees	1	X	X	X
	Establishments with 10 to 19 employees	—	X	X	X
	Establishments with 20 to 49 employees	2	X	X	X
	Establishments with 50 to 99 employees	1	X	X	X
	Establishments with 100 to 249 employees	—	X	X	X
	Establishments with 250 to 499 employees	—	X	X	X
	Establishments with 500 to 999 employees	—	X	X	X
	Establishments with 1,000 employees or more	—	X	X	X
311615	Poultry processing				
	All establishments	1	c	D	D
	Establishments with 1 to 4 employees	—	X	X	X
	Establishments with 5 to 9 employees	—	X	X	X
	Establishments with 10 to 19 employees	—	X	X	X
	Establishments with 20 to 49 employees	—	X	X	X
	Establishments with 50 to 99 employees	—	X	X	X
	Establishments with 100 to 249 employees	1	X	X	X
	Establishments with 250 to 499 employees	—	X	X	X
	Establishments with 500 to 999 employees	—	X	X	X
	Establishments with 1,000 employees or more	—	X	X	X
3118	Bakeries and tortilla manufacturing				
	All establishments	83	1 731	12 833	53 583
	Establishments with 1 to 4 employees	34	X	X	X
	Establishments with 5 to 9 employees	15	X	X	X
	Establishments with 10 to 19 employees	15	X	X	X
	Establishments with 20 to 49 employees	14	X	X	X
	Establishments with 50 to 99 employees	3	X	X	X
	Establishments with 100 to 249 employees	1	X	X	X
	Establishments with 250 to 499 employees	—	X	X	X
	Establishments with 500 to 999 employees	1	X	X	X

See footnotes at end of table.

Table 5. Establishments, Employees, and Payroll by Industry and Employment Size of Establishments by County: 2004—Con.

[Excludes most government employees, railroad employees, and self-employed persons. Size class 1 to 4 employees includes establishments having payroll, but no employees, during mid-March pay period. For meaning of abbreviations and symbols, see introductory text. For explanation of terms, see Appendix A. For statement on reliability, see the note at the end of the table and Appendix C]

NAICS code	Geography, kind of business, and employment size class	Establishments (number)	Paid employees for pay period including March 12 (number)	First-quarter payroll (\$1,000)	Annual payroll (\$1,000)
BERGEN—Con.					
31-33	Manufacturing—Con.				
311	Food manufacturing—Con.				
3118	Bakeries and tortilla manufacturing—Con.				
	All establishments—Con.				
	Establishments with 1,000 employees or more	—	X	X	X
31181	Bread and bakery product manufacturing				
	All establishments	75	831	3 843	16 465
	Establishments with 1 to 4 employees	34	X	X	X
	Establishments with 5 to 9 employees	14	X	X	X
	Establishments with 10 to 19 employees	13	X	X	X
	Establishments with 20 to 49 employees	12	X	X	X
	Establishments with 50 to 99 employees	2	X	X	X
	Establishments with 100 to 249 employees	—	X	X	X
	Establishments with 250 to 499 employees	—	X	X	X
	Establishments with 500 to 999 employees	—	X	X	X
	Establishments with 1,000 employees or more	—	X	X	X
311811	Retail bakeries				
	All establishments	56	462	1 919	8 623
	Establishments with 1 to 4 employees	27	X	X	X
	Establishments with 5 to 9 employees	11	X	X	X
	Establishments with 10 to 19 employees	12	X	X	X
	Establishments with 20 to 49 employees	5	X	X	X
	Establishments with 50 to 99 employees	1	X	X	X
	Establishments with 100 to 249 employees	—	X	X	X
	Establishments with 250 to 499 employees	—	X	X	X
	Establishments with 500 to 999 employees	—	X	X	X
	Establishments with 1,000 employees or more	—	X	X	X
311812	Commercial bakeries				
	All establishments	17	e	D	D
	Establishments with 1 to 4 employees	6	X	X	X
	Establishments with 5 to 9 employees	3	X	X	X
	Establishments with 10 to 19 employees	1	X	X	X
	Establishments with 20 to 49 employees	6	X	X	X
	Establishments with 50 to 99 employees	1	X	X	X
	Establishments with 100 to 249 employees	—	X	X	X
	Establishments with 250 to 499 employees	—	X	X	X
	Establishments with 500 to 999 employees	—	X	X	X
	Establishments with 1,000 employees or more	—	X	X	X
31182	Cookie, cracker, and pasta manufacturing				
	All establishments	8	900	8 990	37 118
	Establishments with 1 to 4 employees	—	X	X	X
	Establishments with 5 to 9 employees	1	X	X	X
	Establishments with 10 to 19 employees	2	X	X	X
	Establishments with 20 to 49 employees	2	X	X	X
	Establishments with 50 to 99 employees	1	X	X	X
	Establishments with 100 to 249 employees	1	X	X	X
	Establishments with 250 to 499 employees	—	X	X	X
	Establishments with 500 to 999 employees	1	X	X	X
	Establishments with 1,000 employees or more	—	X	X	X
311821	Cookie and cracker manufacturing				
	All establishments	6	f	D	D
	Establishments with 1 to 4 employees	—	X	X	X
	Establishments with 5 to 9 employees	—	X	X	X
	Establishments with 10 to 19 employees	2	X	X	X
	Establishments with 20 to 49 employees	2	X	X	X
	Establishments with 50 to 99 employees	1	X	X	X
	Establishments with 100 to 249 employees	—	X	X	X
	Establishments with 250 to 499 employees	—	X	X	X
	Establishments with 500 to 999 employees	1	X	X	X
	Establishments with 1,000 employees or more	—	X	X	X
311823	Dry pasta manufacturing				
	All establishments	2	c	D	D
	Establishments with 1 to 4 employees	—	X	X	X
	Establishments with 5 to 9 employees	1	X	X	X
	Establishments with 10 to 19 employees	—	X	X	X
	Establishments with 20 to 49 employees	—	X	X	X
	Establishments with 50 to 99 employees	—	X	X	X
	Establishments with 100 to 249 employees	1	X	X	X
	Establishments with 250 to 499 employees	—	X	X	X
	Establishments with 500 to 999 employees	—	X	X	X
	Establishments with 1,000 employees or more	—	X	X	X
3119	Other food manufacturing				
	All establishments	21	802	8 586	34 008
	Establishments with 1 to 4 employees	3	X	X	X
	Establishments with 5 to 9 employees	2	X	X	X
	Establishments with 10 to 19 employees	4	X	X	X
	Establishments with 20 to 49 employees	5	X	X	X
	Establishments with 50 to 99 employees	6	X	X	X
	Establishments with 100 to 249 employees	1	X	X	X
	Establishments with 250 to 499 employees	—	X	X	X

See footnotes at end of table.

Table 5. Establishments, Employees, and Payroll by Industry and Employment Size of Establishments by County: 2004—Con.

[Excludes most government employees, railroad employees, and self-employed persons. Size class 1 to 4 employees includes establishments having payroll, but no employees, during mid-March pay period. For meaning of abbreviations and symbols, see introductory text. For explanation of terms, see Appendix A. For statement on reliability, see the note at the end of the table and Appendix C]

NAICS code	Geography, kind of business, and employment size class	Establishments (number)	Paid employees for pay period including March 12 (number)	First-quarter payroll (\$1,000)	Annual payroll (\$1,000)
	BERGEN—Con.				
31-33	Manufacturing—Con.				
311	Food manufacturing—Con.				
3119	Other food manufacturing—Con.				
	All establishments—Con.				
	Establishments with 500 to 999 employees	—	X	X	X
	Establishments with 1,000 employees or more	—	X	X	X
31192	Coffee and tea manufacturing				
	All establishments	1	c	D	D
	Establishments with 1 to 4 employees	—	X	X	X
	Establishments with 5 to 9 employees	—	X	X	X
	Establishments with 10 to 19 employees	—	X	X	X
	Establishments with 20 to 49 employees	—	X	X	X
	Establishments with 50 to 99 employees	—	X	X	X
	Establishments with 100 to 249 employees	1	X	X	X
	Establishments with 250 to 499 employees	—	X	X	X
	Establishments with 500 to 999 employees	—	X	X	X
	Establishments with 1,000 employees or more	—	X	X	X
311920	Coffee and tea manufacturing				
	All establishments	1	c	D	D
	Establishments with 1 to 4 employees	—	X	X	X
	Establishments with 5 to 9 employees	—	X	X	X
	Establishments with 10 to 19 employees	—	X	X	X
	Establishments with 20 to 49 employees	—	X	X	X
	Establishments with 50 to 99 employees	—	X	X	X
	Establishments with 100 to 249 employees	1	X	X	X
	Establishments with 250 to 499 employees	—	X	X	X
	Establishments with 500 to 999 employees	—	X	X	X
	Establishments with 1,000 employees or more	—	X	X	X
31193	Flavoring syrup and concentrate manufacturing				
	All establishments	4	123	1 265	4 793
	Establishments with 1 to 4 employees	—	X	X	X
	Establishments with 5 to 9 employees	—	X	X	X
	Establishments with 10 to 19 employees	1	X	X	X
	Establishments with 20 to 49 employees	3	X	X	X
	Establishments with 50 to 99 employees	—	X	X	X
	Establishments with 100 to 249 employees	—	X	X	X
	Establishments with 250 to 499 employees	—	X	X	X
	Establishments with 500 to 999 employees	—	X	X	X
	Establishments with 1,000 employees or more	—	X	X	X
311930	Flavoring syrup and concentrate manufacturing				
	All establishments	4	123	1 265	4 793
	Establishments with 1 to 4 employees	—	X	X	X
	Establishments with 5 to 9 employees	—	X	X	X
	Establishments with 10 to 19 employees	1	X	X	X
	Establishments with 20 to 49 employees	3	X	X	X
	Establishments with 50 to 99 employees	—	X	X	X
	Establishments with 100 to 249 employees	—	X	X	X
	Establishments with 250 to 499 employees	—	X	X	X
	Establishments with 500 to 999 employees	—	X	X	X
	Establishments with 1,000 employees or more	—	X	X	X
31194	Seasoning and dressing manufacturing				
	All establishments	5	299	3 862	15 826
	Establishments with 1 to 4 employees	—	X	X	X
	Establishments with 5 to 9 employees	—	X	X	X
	Establishments with 10 to 19 employees	—	X	X	X
	Establishments with 20 to 49 employees	2	X	X	X
	Establishments with 50 to 99 employees	3	X	X	X
	Establishments with 100 to 249 employees	—	X	X	X
	Establishments with 250 to 499 employees	—	X	X	X
	Establishments with 500 to 999 employees	—	X	X	X
	Establishments with 1,000 employees or more	—	X	X	X
311942	Spice and extract manufacturing				
	All establishments	4	c	D	D
	Establishments with 1 to 4 employees	—	X	X	X
	Establishments with 5 to 9 employees	—	X	X	X
	Establishments with 10 to 19 employees	—	X	X	X
	Establishments with 20 to 49 employees	2	X	X	X
	Establishments with 50 to 99 employees	2	X	X	X
	Establishments with 100 to 249 employees	—	X	X	X
	Establishments with 250 to 499 employees	—	X	X	X
	Establishments with 500 to 999 employees	—	X	X	X
	Establishments with 1,000 employees or more	—	X	X	X
31199	All other food manufacturing				
	All establishments	9	c	D	D
	Establishments with 1 to 4 employees	3	X	X	X
	Establishments with 5 to 9 employees	1	X	X	X
	Establishments with 10 to 19 employees	3	X	X	X
	Establishments with 20 to 49 employees	—	X	X	X
	Establishments with 50 to 99 employees	2	X	X	X
	Establishments with 100 to 249 employees	—	X	X	X

See footnotes at end of table.

Table 5. Establishments, Employees, and Payroll by Industry and Employment Size of Establishments by County: 2004—Con.

[Excludes most government employees, railroad employees, and self-employed persons. Size class 1 to 4 employees includes establishments having payroll, but no employees, during mid-March pay period. For meaning of abbreviations and symbols, see introductory text. For explanation of terms, see Appendix A. For statement on reliability, see the note at the end of the table and Appendix C]

NAICS code	Geography, kind of business, and employment size class	Establishments (number)	Paid employees for pay period including March 12 (number)	First-quarter payroll (\$1,000)	Annual payroll (\$1,000)
	BERGEN—Con.				
31-33	Manufacturing—Con.				
311	Food manufacturing—Con.				
3119	Other food manufacturing—Con.				
31199	All other food manufacturing—Con.				
	All establishments—Con.				
	Establishments with 250 to 499 employees	—	X	X	X
	Establishments with 500 to 999 employees	—	X	X	X
	Establishments with 1,000 employees or more	—	X	X	X
313	Textile mills				
	All establishments	47	775	7 752	33 581
	Establishments with 1 to 4 employees	14	X	X	X
	Establishments with 5 to 9 employees	13	X	X	X
	Establishments with 10 to 19 employees	8	X	X	X
	Establishments with 20 to 49 employees	9	X	X	X
	Establishments with 50 to 99 employees	2	X	X	X
	Establishments with 100 to 249 employees	1	X	X	X
	Establishments with 250 to 499 employees	—	X	X	X
	Establishments with 500 to 999 employees	—	X	X	X
	Establishments with 1,000 employees or more	—	X	X	X
3131	Fiber, yarn, and thread mills				
	All establishments	5	120	1 242	4 618
	Establishments with 1 to 4 employees	—	X	X	X
	Establishments with 5 to 9 employees	2	X	X	X
	Establishments with 10 to 19 employees	1	X	X	X
	Establishments with 20 to 49 employees	2	X	X	X
	Establishments with 50 to 99 employees	—	X	X	X
	Establishments with 100 to 249 employees	—	X	X	X
	Establishments with 250 to 499 employees	—	X	X	X
	Establishments with 500 to 999 employees	—	X	X	X
	Establishments with 1,000 employees or more	—	X	X	X
31311	Fiber, yarn, and thread mills				
	All establishments	5	120	1 242	4 618
	Establishments with 1 to 4 employees	—	X	X	X
	Establishments with 5 to 9 employees	2	X	X	X
	Establishments with 10 to 19 employees	1	X	X	X
	Establishments with 20 to 49 employees	2	X	X	X
	Establishments with 50 to 99 employees	—	X	X	X
	Establishments with 100 to 249 employees	—	X	X	X
	Establishments with 250 to 499 employees	—	X	X	X
	Establishments with 500 to 999 employees	—	X	X	X
	Establishments with 1,000 employees or more	—	X	X	X
3132	Fabric mills				
	All establishments	23	314	2 554	10 735
	Establishments with 1 to 4 employees	8	X	X	X
	Establishments with 5 to 9 employees	5	X	X	X
	Establishments with 10 to 19 employees	7	X	X	X
	Establishments with 20 to 49 employees	2	X	X	X
	Establishments with 50 to 99 employees	—	X	X	X
	Establishments with 100 to 249 employees	1	X	X	X
	Establishments with 250 to 499 employees	—	X	X	X
	Establishments with 500 to 999 employees	—	X	X	X
	Establishments with 1,000 employees or more	—	X	X	X
31321	Broadwoven fabric mills				
	All establishments	1	c	D	D
	Establishments with 1 to 4 employees	—	X	X	X
	Establishments with 5 to 9 employees	—	X	X	X
	Establishments with 10 to 19 employees	—	X	X	X
	Establishments with 20 to 49 employees	—	X	X	X
	Establishments with 50 to 99 employees	—	X	X	X
	Establishments with 100 to 249 employees	1	X	X	X
	Establishments with 250 to 499 employees	—	X	X	X
	Establishments with 500 to 999 employees	—	X	X	X
	Establishments with 1,000 employees or more	—	X	X	X
313210	Broadwoven fabric mills				
	All establishments	1	c	D	D
	Establishments with 1 to 4 employees	—	X	X	X
	Establishments with 5 to 9 employees	—	X	X	X
	Establishments with 10 to 19 employees	—	X	X	X
	Establishments with 20 to 49 employees	—	X	X	X
	Establishments with 50 to 99 employees	—	X	X	X
	Establishments with 100 to 249 employees	1	X	X	X
	Establishments with 250 to 499 employees	—	X	X	X
	Establishments with 500 to 999 employees	—	X	X	X
	Establishments with 1,000 employees or more	—	X	X	X

See footnotes at end of table.

Table 5. Establishments, Employees, and Payroll by Industry and Employment Size of Establishments by County: 2004—Con.

[Excludes most government employees, railroad employees, and self-employed persons. Size class 1 to 4 employees includes establishments having payroll, but no employees, during mid-March pay period. For meaning of abbreviations and symbols, see introductory text. For explanation of terms, see Appendix A. For statement on reliability, see the note at the end of the table and Appendix C]

NAICS code	Geography, kind of business, and employment size class	Establishments (number)	Paid employees for pay period including March 12 (number)	First-quarter payroll (\$1,000)	Annual payroll (\$1,000)
	BERGEN—Con.				
31-33	Manufacturing—Con.				
313	Textile mills—Con.				
3132	Fabric mills—Con.				
31324	Knit fabric mills				
	All establishments	7	104	878	3 420
	Establishments with 1 to 4 employees	2	X	X	X
	Establishments with 5 to 9 employees	1	X	X	X
	Establishments with 10 to 19 employees	2	X	X	X
	Establishments with 20 to 49 employees	2	X	X	X
	Establishments with 50 to 99 employees	—	X	X	X
	Establishments with 100 to 249 employees	—	X	X	X
	Establishments with 250 to 499 employees	—	X	X	X
	Establishments with 500 to 999 employees	—	X	X	X
	Establishments with 1,000 employees or more	—	X	X	X
3133	Textile and fabric finishing and fabric coating mills				
	All establishments	19	341	3 956	18 228
	Establishments with 1 to 4 employees	6	X	X	X
	Establishments with 5 to 9 employees	6	X	X	X
	Establishments with 10 to 19 employees	—	X	X	X
	Establishments with 20 to 49 employees	5	X	X	X
	Establishments with 50 to 99 employees	2	X	X	X
	Establishments with 100 to 249 employees	—	X	X	X
	Establishments with 250 to 499 employees	—	X	X	X
	Establishments with 500 to 999 employees	—	X	X	X
	Establishments with 1,000 employees or more	—	X	X	X
31331	Textile and fabric finishing mills				
	All establishments	15	207	2 811	12 139
	Establishments with 1 to 4 employees	6	X	X	X
	Establishments with 5 to 9 employees	5	X	X	X
	Establishments with 10 to 19 employees	—	X	X	X
	Establishments with 20 to 49 employees	3	X	X	X
	Establishments with 50 to 99 employees	1	X	X	X
	Establishments with 100 to 249 employees	—	X	X	X
	Establishments with 250 to 499 employees	—	X	X	X
	Establishments with 500 to 999 employees	—	X	X	X
	Establishments with 1,000 employees or more	—	X	X	X
313312	Textile and fabric finishing (except broadwoven fabric) mills				
	All establishments	7	144	2 102	8 971
	Establishments with 1 to 4 employees	2	X	X	X
	Establishments with 5 to 9 employees	2	X	X	X
	Establishments with 10 to 19 employees	—	X	X	X
	Establishments with 20 to 49 employees	2	X	X	X
	Establishments with 50 to 99 employees	1	X	X	X
	Establishments with 100 to 249 employees	—	X	X	X
	Establishments with 250 to 499 employees	—	X	X	X
	Establishments with 500 to 999 employees	—	X	X	X
	Establishments with 1,000 employees or more	—	X	X	X
31332	Fabric coating mills				
	All establishments	4	134	1 145	6 089
	Establishments with 1 to 4 employees	—	X	X	X
	Establishments with 5 to 9 employees	1	X	X	X
	Establishments with 10 to 19 employees	—	X	X	X
	Establishments with 20 to 49 employees	2	X	X	X
	Establishments with 50 to 99 employees	1	X	X	X
	Establishments with 100 to 249 employees	—	X	X	X
	Establishments with 250 to 499 employees	—	X	X	X
	Establishments with 500 to 999 employees	—	X	X	X
	Establishments with 1,000 employees or more	—	X	X	X
313320	Fabric coating mills				
	All establishments	4	134	1 145	6 089
	Establishments with 1 to 4 employees	—	X	X	X
	Establishments with 5 to 9 employees	1	X	X	X
	Establishments with 10 to 19 employees	—	X	X	X
	Establishments with 20 to 49 employees	2	X	X	X
	Establishments with 50 to 99 employees	1	X	X	X
	Establishments with 100 to 249 employees	—	X	X	X
	Establishments with 250 to 499 employees	—	X	X	X
	Establishments with 500 to 999 employees	—	X	X	X
	Establishments with 1,000 employees or more	—	X	X	X
314	Textile product mills				
	All establishments	44	1 106	8 689	41 156
	Establishments with 1 to 4 employees	19	X	X	X
	Establishments with 5 to 9 employees	8	X	X	X
	Establishments with 10 to 19 employees	7	X	X	X
	Establishments with 20 to 49 employees	5	X	X	X
	Establishments with 50 to 99 employees	2	X	X	X
	Establishments with 100 to 249 employees	3	X	X	X
	Establishments with 250 to 499 employees	—	X	X	X
	Establishments with 500 to 999 employees	—	X	X	X
	Establishments with 1,000 employees or more	—	X	X	X

See footnotes at end of table.

Table 5. Establishments, Employees, and Payroll by Industry and Employment Size of Establishments by County: 2004—Con.

[Excludes most government employees, railroad employees, and self-employed persons. Size class 1 to 4 employees includes establishments having payroll, but no employees, during mid-March pay period. For meaning of abbreviations and symbols, see introductory text. For explanation of terms, see Appendix A. For statement on reliability, see the note at the end of the table and Appendix C]

NAICS code	Geography, kind of business, and employment size class	Establishments (number)	Paid employees for pay period including March 12 (number)	First-quarter payroll (\$1,000)	Annual payroll (\$1,000)
31-33	BERGEN—Con.				
	Manufacturing—Con.				
314	Textile product mills—Con.				
3141	Textile furnishings mills				
	All establishments	21	434	3 597	14 757
	Establishments with 1 to 4 employees	12	X	X	X
	Establishments with 5 to 9 employees	2	X	X	X
	Establishments with 10 to 19 employees	3	X	X	X
	Establishments with 20 to 49 employees	2	X	X	X
	Establishments with 50 to 99 employees	1	X	X	X
	Establishments with 100 to 249 employees	1	X	X	X
	Establishments with 250 to 499 employees	—	X	X	X
	Establishments with 500 to 999 employees	—	X	X	X
	Establishments with 1,000 employees or more	—	X	X	X
31412	Curtain and linen mills				
	All establishments	21	434	3 597	14 757
	Establishments with 1 to 4 employees	12	X	X	X
	Establishments with 5 to 9 employees	2	X	X	X
	Establishments with 10 to 19 employees	3	X	X	X
	Establishments with 20 to 49 employees	2	X	X	X
	Establishments with 50 to 99 employees	1	X	X	X
	Establishments with 100 to 249 employees	1	X	X	X
	Establishments with 250 to 499 employees	—	X	X	X
	Establishments with 500 to 999 employees	—	X	X	X
	Establishments with 1,000 employees or more	—	X	X	X
314121	Curtain and drapery mills				
	All establishments	18	277	2 202	8 521
	Establishments with 1 to 4 employees	12	X	X	X
	Establishments with 5 to 9 employees	2	X	X	X
	Establishments with 10 to 19 employees	2	X	X	X
	Establishments with 20 to 49 employees	1	X	X	X
	Establishments with 50 to 99 employees	—	X	X	X
	Establishments with 100 to 249 employees	1	X	X	X
	Establishments with 250 to 499 employees	—	X	X	X
	Establishments with 500 to 999 employees	—	X	X	X
	Establishments with 1,000 employees or more	—	X	X	X
314129	Other household textile product mills				
	All establishments	3	157	1 395	6 236
	Establishments with 1 to 4 employees	—	X	X	X
	Establishments with 5 to 9 employees	—	X	X	X
	Establishments with 10 to 19 employees	1	X	X	X
	Establishments with 20 to 49 employees	1	X	X	X
	Establishments with 50 to 99 employees	1	X	X	X
	Establishments with 100 to 249 employees	—	X	X	X
	Establishments with 250 to 499 employees	—	X	X	X
	Establishments with 500 to 999 employees	—	X	X	X
	Establishments with 1,000 employees or more	—	X	X	X
3149	Other textile product mills				
	All establishments	23	672	5 092	26 399
	Establishments with 1 to 4 employees	7	X	X	X
	Establishments with 5 to 9 employees	6	X	X	X
	Establishments with 10 to 19 employees	4	X	X	X
	Establishments with 20 to 49 employees	3	X	X	X
	Establishments with 50 to 99 employees	1	X	X	X
	Establishments with 100 to 249 employees	2	X	X	X
	Establishments with 250 to 499 employees	—	X	X	X
	Establishments with 500 to 999 employees	—	X	X	X
	Establishments with 1,000 employees or more	—	X	X	X
31499	All other textile product mills				
	All establishments	22	f	D	D
	Establishments with 1 to 4 employees	7	X	X	X
	Establishments with 5 to 9 employees	6	X	X	X
	Establishments with 10 to 19 employees	4	X	X	X
	Establishments with 20 to 49 employees	2	X	X	X
	Establishments with 50 to 99 employees	1	X	X	X
	Establishments with 100 to 249 employees	2	X	X	X
	Establishments with 250 to 499 employees	—	X	X	X
	Establishments with 500 to 999 employees	—	X	X	X
	Establishments with 1,000 employees or more	—	X	X	X
314999	All other miscellaneous textile product mills				
	All establishments	22	f	D	D
	Establishments with 1 to 4 employees	7	X	X	X
	Establishments with 5 to 9 employees	6	X	X	X
	Establishments with 10 to 19 employees	4	X	X	X
	Establishments with 20 to 49 employees	2	X	X	X
	Establishments with 50 to 99 employees	1	X	X	X
	Establishments with 100 to 249 employees	2	X	X	X
	Establishments with 250 to 499 employees	—	X	X	X
	Establishments with 500 to 999 employees	—	X	X	X
	Establishments with 1,000 employees or more	—	X	X	X

See footnotes at end of table.

Table 5. Establishments, Employees, and Payroll by Industry and Employment Size of Establishments by County: 2004—Con.

[Excludes most government employees, railroad employees, and self-employed persons. Size class 1 to 4 employees includes establishments having payroll, but no employees, during mid-March pay period. For meaning of abbreviations and symbols, see introductory text. For explanation of terms, see Appendix A. For statement on reliability, see the note at the end of the table and Appendix C]

NAICS code	Geography, kind of business, and employment size class	Establishments (number)	Paid employees for pay period including March 12 (number)	First-quarter payroll (\$1,000)	Annual payroll (\$1,000)
	BERGEN—Con.				
31-33	Manufacturing—Con.				
315	Apparel manufacturing				
	All establishments	58	662	8 993	33 342
	Establishments with 1 to 4 employees	37	X	X	X
	Establishments with 5 to 9 employees	7	X	X	X
	Establishments with 10 to 19 employees	10	X	X	X
	Establishments with 20 to 49 employees	2	X	X	X
	Establishments with 50 to 99 employees	1	X	X	X
	Establishments with 100 to 249 employees	—	X	X	X
	Establishments with 250 to 499 employees	1	X	X	X
	Establishments with 500 to 999 employees	—	X	X	X
	Establishments with 1,000 employees or more	—	X	X	X
3152	Cut and sew apparel manufacturing				
	All establishments	40	528	8 223	29 599
	Establishments with 1 to 4 employees	24	X	X	X
	Establishments with 5 to 9 employees	5	X	X	X
	Establishments with 10 to 19 employees	9	X	X	X
	Establishments with 20 to 49 employees	1	X	X	X
	Establishments with 50 to 99 employees	—	X	X	X
	Establishments with 100 to 249 employees	—	X	X	X
	Establishments with 250 to 499 employees	1	X	X	X
	Establishments with 500 to 999 employees	—	X	X	X
	Establishments with 1,000 employees or more	—	X	X	X
31521	Cut and sew apparel contractors				
	All establishments	26	103	665	5 090
	Establishments with 1 to 4 employees	19	X	X	X
	Establishments with 5 to 9 employees	3	X	X	X
	Establishments with 10 to 19 employees	4	X	X	X
	Establishments with 20 to 49 employees	—	X	X	X
	Establishments with 50 to 99 employees	—	X	X	X
	Establishments with 100 to 249 employees	—	X	X	X
	Establishments with 250 to 499 employees	—	X	X	X
	Establishments with 500 to 999 employees	—	X	X	X
	Establishments with 1,000 employees or more	—	X	X	X
31523	Women's and girls' cut and sew apparel manufacturing				
	All establishments	8	390	7 281	23 618
	Establishments with 1 to 4 employees	2	X	X	X
	Establishments with 5 to 9 employees	—	X	X	X
	Establishments with 10 to 19 employees	4	X	X	X
	Establishments with 20 to 49 employees	1	X	X	X
	Establishments with 50 to 99 employees	—	X	X	X
	Establishments with 100 to 249 employees	—	X	X	X
	Establishments with 250 to 499 employees	1	X	X	X
	Establishments with 500 to 999 employees	—	X	X	X
	Establishments with 1,000 employees or more	—	X	X	X
315231	Women's and girls' cut and sew lingerie, loungewear, and nightwear manufacturing				
	All establishments	2	e	D	D
	Establishments with 1 to 4 employees	—	X	X	X
	Establishments with 5 to 9 employees	—	X	X	X
	Establishments with 10 to 19 employees	1	X	X	X
	Establishments with 20 to 49 employees	—	X	X	X
	Establishments with 50 to 99 employees	—	X	X	X
	Establishments with 100 to 249 employees	—	X	X	X
	Establishments with 250 to 499 employees	1	X	X	X
	Establishments with 500 to 999 employees	—	X	X	X
	Establishments with 1,000 employees or more	—	X	X	X
3159	Apparel accessories and other apparel manufacturing				
	All establishments	15	116	675	3 356
	Establishments with 1 to 4 employees	12	X	X	X
	Establishments with 5 to 9 employees	—	X	X	X
	Establishments with 10 to 19 employees	1	X	X	X
	Establishments with 20 to 49 employees	1	X	X	X
	Establishments with 50 to 99 employees	1	X	X	X
	Establishments with 100 to 249 employees	—	X	X	X
	Establishments with 250 to 499 employees	—	X	X	X
	Establishments with 500 to 999 employees	—	X	X	X
	Establishments with 1,000 employees or more	—	X	X	X
31599	Apparel accessories and other apparel manufacturing				
	All establishments	15	116	675	3 356
	Establishments with 1 to 4 employees	12	X	X	X
	Establishments with 5 to 9 employees	—	X	X	X
	Establishments with 10 to 19 employees	1	X	X	X
	Establishments with 20 to 49 employees	1	X	X	X
	Establishments with 50 to 99 employees	1	X	X	X
	Establishments with 100 to 249 employees	—	X	X	X
	Establishments with 250 to 499 employees	—	X	X	X
	Establishments with 500 to 999 employees	—	X	X	X
	Establishments with 1,000 employees or more	—	X	X	X

See footnotes at end of table.

Table 5. Establishments, Employees, and Payroll by Industry and Employment Size of Establishments by County: 2004—Con.

[Excludes most government employees, railroad employees, and self-employed persons. Size class 1 to 4 employees includes establishments having payroll, but no employees, during mid-March pay period. For meaning of abbreviations and symbols, see introductory text. For explanation of terms, see Appendix A. For statement on reliability, see the note at the end of the table and Appendix C]

NAICS code	Geography, kind of business, and employment size class	Establishments (number)	Paid employees for pay period including March 12 (number)	First-quarter payroll (\$1,000)	Annual payroll (\$1,000)
	BERGEN—Con.				
31-33	Manufacturing—Con.				
316	Leather and allied product manufacturing				
	All establishments	6	e	D	D
	Establishments with 1 to 4 employees	3	X	X	X
	Establishments with 5 to 9 employees	—	X	X	X
	Establishments with 10 to 19 employees	—	X	X	X
	Establishments with 20 to 49 employees	1	X	X	X
	Establishments with 50 to 99 employees	1	X	X	X
	Establishments with 100 to 249 employees	1	X	X	X
	Establishments with 250 to 499 employees	—	X	X	X
	Establishments with 500 to 999 employees	—	X	X	X
	Establishments with 1,000 employees or more	—	X	X	X
3169	Other leather and allied product manufacturing				
	All establishments	3	c	D	D
	Establishments with 1 to 4 employees	2	X	X	X
	Establishments with 5 to 9 employees	—	X	X	X
	Establishments with 10 to 19 employees	—	X	X	X
	Establishments with 20 to 49 employees	—	X	X	X
	Establishments with 50 to 99 employees	—	X	X	X
	Establishments with 100 to 249 employees	1	X	X	X
	Establishments with 250 to 499 employees	—	X	X	X
	Establishments with 500 to 999 employees	—	X	X	X
	Establishments with 1,000 employees or more	—	X	X	X
31699	Other leather and allied product manufacturing				
	All establishments	3	c	D	D
	Establishments with 1 to 4 employees	2	X	X	X
	Establishments with 5 to 9 employees	—	X	X	X
	Establishments with 10 to 19 employees	—	X	X	X
	Establishments with 20 to 49 employees	—	X	X	X
	Establishments with 50 to 99 employees	—	X	X	X
	Establishments with 100 to 249 employees	1	X	X	X
	Establishments with 250 to 499 employees	—	X	X	X
	Establishments with 500 to 999 employees	—	X	X	X
	Establishments with 1,000 employees or more	—	X	X	X
316992	Women's handbag and purse manufacturing				
	All establishments	1	c	D	D
	Establishments with 1 to 4 employees	—	X	X	X
	Establishments with 5 to 9 employees	—	X	X	X
	Establishments with 10 to 19 employees	—	X	X	X
	Establishments with 20 to 49 employees	—	X	X	X
	Establishments with 50 to 99 employees	—	X	X	X
	Establishments with 100 to 249 employees	1	X	X	X
	Establishments with 250 to 499 employees	—	X	X	X
	Establishments with 500 to 999 employees	—	X	X	X
	Establishments with 1,000 employees or more	—	X	X	X
321	Wood product manufacturing				
	All establishments	14	318	3 523	14 915
	Establishments with 1 to 4 employees	6	X	X	X
	Establishments with 5 to 9 employees	4	X	X	X
	Establishments with 10 to 19 employees	2	X	X	X
	Establishments with 20 to 49 employees	1	X	X	X
	Establishments with 50 to 99 employees	—	X	X	X
	Establishments with 100 to 249 employees	1	X	X	X
	Establishments with 250 to 499 employees	—	X	X	X
	Establishments with 500 to 999 employees	—	X	X	X
	Establishments with 1,000 employees or more	—	X	X	X
3211	Sawmills and wood preservation				
	All establishments	4	c	D	D
	Establishments with 1 to 4 employees	3	X	X	X
	Establishments with 5 to 9 employees	—	X	X	X
	Establishments with 10 to 19 employees	—	X	X	X
	Establishments with 20 to 49 employees	—	X	X	X
	Establishments with 50 to 99 employees	—	X	X	X
	Establishments with 100 to 249 employees	1	X	X	X
	Establishments with 250 to 499 employees	—	X	X	X
	Establishments with 500 to 999 employees	—	X	X	X
	Establishments with 1,000 employees or more	—	X	X	X
32111	Sawmills and wood preservation				
	All establishments	4	c	D	D
	Establishments with 1 to 4 employees	3	X	X	X
	Establishments with 5 to 9 employees	—	X	X	X
	Establishments with 10 to 19 employees	—	X	X	X
	Establishments with 20 to 49 employees	—	X	X	X
	Establishments with 50 to 99 employees	—	X	X	X
	Establishments with 100 to 249 employees	1	X	X	X
	Establishments with 250 to 499 employees	—	X	X	X
	Establishments with 500 to 999 employees	—	X	X	X
	Establishments with 1,000 employees or more	—	X	X	X

See footnotes at end of table.

Table 5. Establishments, Employees, and Payroll by Industry and Employment Size of Establishments by County: 2004—Con.

[Excludes most government employees, railroad employees, and self-employed persons. Size class 1 to 4 employees includes establishments having payroll, but no employees, during mid-March pay period. For meaning of abbreviations and symbols, see introductory text. For explanation of terms, see Appendix A. For statement on reliability, see the note at the end of the table and Appendix C]

NAICS code	Geography, kind of business, and employment size class	Establishments (number)	Paid employees for pay period including March 12 (number)	First-quarter payroll (\$1,000)	Annual payroll (\$1,000)
BERGEN—Con.					
31-33	Manufacturing—Con.				
321	Wood product manufacturing—Con.				
3211	Sawmills and wood preservation—Con.				
32111	Sawmills and wood preservation—Con.				
321113	Sawmills				
	All establishments	2	c	D	D
	Establishments with 1 to 4 employees	1	X	X	X
	Establishments with 5 to 9 employees	—	X	X	X
	Establishments with 10 to 19 employees	—	X	X	X
	Establishments with 20 to 49 employees	—	X	X	X
	Establishments with 50 to 99 employees	—	X	X	X
	Establishments with 100 to 249 employees	1	X	X	X
	Establishments with 250 to 499 employees	—	X	X	X
	Establishments with 500 to 999 employees	—	X	X	X
	Establishments with 1,000 employees or more	—	X	X	X
322	Paper manufacturing				
	All establishments	40	3 599	38 682	158 096
	Establishments with 1 to 4 employees	4	X	X	X
	Establishments with 5 to 9 employees	3	X	X	X
	Establishments with 10 to 19 employees	5	X	X	X
	Establishments with 20 to 49 employees	8	X	X	X
	Establishments with 50 to 99 employees	5	X	X	X
	Establishments with 100 to 249 employees	13	X	X	X
	Establishments with 250 to 499 employees	1	X	X	X
	Establishments with 500 to 999 employees	1	X	X	X
	Establishments with 1,000 employees or more	—	X	X	X
3221	Pulp, paper, and paperboard mills				
	All establishments	4	f	D	D
	Establishments with 1 to 4 employees	2	X	X	X
	Establishments with 5 to 9 employees	—	X	X	X
	Establishments with 10 to 19 employees	—	X	X	X
	Establishments with 20 to 49 employees	—	X	X	X
	Establishments with 50 to 99 employees	1	X	X	X
	Establishments with 100 to 249 employees	—	X	X	X
	Establishments with 250 to 499 employees	—	X	X	X
	Establishments with 500 to 999 employees	1	X	X	X
	Establishments with 1,000 employees or more	—	X	X	X
32212	Paper mills				
	All establishments	3	f	D	D
	Establishments with 1 to 4 employees	2	X	X	X
	Establishments with 5 to 9 employees	—	X	X	X
	Establishments with 10 to 19 employees	—	X	X	X
	Establishments with 20 to 49 employees	—	X	X	X
	Establishments with 50 to 99 employees	—	X	X	X
	Establishments with 100 to 249 employees	—	X	X	X
	Establishments with 250 to 499 employees	—	X	X	X
	Establishments with 500 to 999 employees	1	X	X	X
	Establishments with 1,000 employees or more	—	X	X	X
322121	Paper (except newsprint) mills				
	All establishments	3	f	D	D
	Establishments with 1 to 4 employees	2	X	X	X
	Establishments with 5 to 9 employees	—	X	X	X
	Establishments with 10 to 19 employees	—	X	X	X
	Establishments with 20 to 49 employees	—	X	X	X
	Establishments with 50 to 99 employees	—	X	X	X
	Establishments with 100 to 249 employees	—	X	X	X
	Establishments with 250 to 499 employees	—	X	X	X
	Establishments with 500 to 999 employees	1	X	X	X
	Establishments with 1,000 employees or more	—	X	X	X
3222	Converted paper product manufacturing				
	All establishments	36	h	D	D
	Establishments with 1 to 4 employees	2	X	X	X
	Establishments with 5 to 9 employees	3	X	X	X
	Establishments with 10 to 19 employees	5	X	X	X
	Establishments with 20 to 49 employees	8	X	X	X
	Establishments with 50 to 99 employees	4	X	X	X
	Establishments with 100 to 249 employees	13	X	X	X
	Establishments with 250 to 499 employees	1	X	X	X
	Establishments with 500 to 999 employees	—	X	X	X
	Establishments with 1,000 employees or more	—	X	X	X
32221	Paperboard container manufacturing				
	All establishments	18	1 402	14 395	56 965
	Establishments with 1 to 4 employees	1	X	X	X
	Establishments with 5 to 9 employees	2	X	X	X
	Establishments with 10 to 19 employees	4	X	X	X
	Establishments with 20 to 49 employees	4	X	X	X
	Establishments with 50 to 99 employees	1	X	X	X
	Establishments with 100 to 249 employees	5	X	X	X
	Establishments with 250 to 499 employees	1	X	X	X
	Establishments with 500 to 999 employees	—	X	X	X
	Establishments with 1,000 employees or more	—	X	X	X

See footnotes at end of table.

Table 5. Establishments, Employees, and Payroll by Industry and Employment Size of Establishments by County: 2004—Con.

[Excludes most government employees, railroad employees, and self-employed persons. Size class 1 to 4 employees includes establishments having payroll, but no employees, during mid-March pay period. For meaning of abbreviations and symbols, see introductory text. For explanation of terms, see Appendix A. For statement on reliability, see the note at the end of the table and Appendix C]

NAICS code	Geography, kind of business, and employment size class	Establishments (number)	Paid employees for pay period including March 12 (number)	First-quarter payroll (\$1,000)	Annual payroll (\$1,000)
BERGEN—Con.					
31-33	Manufacturing—Con.				
322	Paper manufacturing—Con.				
3222	Converted paper product manufacturing—Con.				
32221	Paperboard container manufacturing—Con.				
322211	Corrugated and solid fiber box manufacturing				
	All establishments	10	944	9 480	39 259
	Establishments with 1 to 4 employees	1	X	X	X
	Establishments with 5 to 9 employees	—	X	X	X
	Establishments with 10 to 19 employees	2	X	X	X
	Establishments with 20 to 49 employees	3	X	X	X
	Establishments with 50 to 99 employees	—	X	X	X
	Establishments with 100 to 249 employees	3	X	X	X
	Establishments with 250 to 499 employees	1	X	X	X
	Establishments with 500 to 999 employees	—	X	X	X
	Establishments with 1,000 employees or more	—	X	X	X
322212	Folding paperboard box manufacturing				
	All establishments	7	e	D	D
	Establishments with 1 to 4 employees	—	X	X	X
	Establishments with 5 to 9 employees	2	X	X	X
	Establishments with 10 to 19 employees	1	X	X	X
	Establishments with 20 to 49 employees	1	X	X	X
	Establishments with 50 to 99 employees	—	X	X	X
	Establishments with 100 to 249 employees	2	X	X	X
	Establishments with 250 to 499 employees	—	X	X	X
	Establishments with 500 to 999 employees	—	X	X	X
	Establishments with 1,000 employees or more	—	X	X	X
32222	Paper bag and coated and treated paper manufacturing				
	All establishments	8	542	6 013	24 666
	Establishments with 1 to 4 employees	—	X	X	X
	Establishments with 5 to 9 employees	—	X	X	X
	Establishments with 10 to 19 employees	1	X	X	X
	Establishments with 20 to 49 employees	4	X	X	X
	Establishments with 50 to 99 employees	—	X	X	X
	Establishments with 100 to 249 employees	3	X	X	X
	Establishments with 250 to 499 employees	—	X	X	X
	Establishments with 500 to 999 employees	—	X	X	X
	Establishments with 1,000 employees or more	—	X	X	X
322221	Coated and laminated packaging paper and plastics film manufacturing				
	All establishments	1	c	D	D
	Establishments with 1 to 4 employees	—	X	X	X
	Establishments with 5 to 9 employees	—	X	X	X
	Establishments with 10 to 19 employees	—	X	X	X
	Establishments with 20 to 49 employees	—	X	X	X
	Establishments with 50 to 99 employees	—	X	X	X
	Establishments with 100 to 249 employees	1	X	X	X
	Establishments with 250 to 499 employees	—	X	X	X
	Establishments with 500 to 999 employees	—	X	X	X
	Establishments with 1,000 employees or more	—	X	X	X
322222	Coated and laminated paper manufacturing				
	All establishments	5	361	4 037	16 383
	Establishments with 1 to 4 employees	—	X	X	X
	Establishments with 5 to 9 employees	—	X	X	X
	Establishments with 10 to 19 employees	1	X	X	X
	Establishments with 20 to 49 employees	2	X	X	X
	Establishments with 50 to 99 employees	—	X	X	X
	Establishments with 100 to 249 employees	2	X	X	X
	Establishments with 250 to 499 employees	—	X	X	X
	Establishments with 500 to 999 employees	—	X	X	X
	Establishments with 1,000 employees or more	—	X	X	X
32223	Stationery product manufacturing				
	All establishments	4	601	5 107	16 487
	Establishments with 1 to 4 employees	—	X	X	X
	Establishments with 5 to 9 employees	—	X	X	X
	Establishments with 10 to 19 employees	—	X	X	X
	Establishments with 20 to 49 employees	—	X	X	X
	Establishments with 50 to 99 employees	—	X	X	X
	Establishments with 100 to 249 employees	4	X	X	X
	Establishments with 250 to 499 employees	—	X	X	X
	Establishments with 500 to 999 employees	—	X	X	X
	Establishments with 1,000 employees or more	—	X	X	X
322231	Die-cut paper and paperboard office supplies manufacturing				
	All establishments	1	c	D	D
	Establishments with 1 to 4 employees	—	X	X	X
	Establishments with 5 to 9 employees	—	X	X	X
	Establishments with 10 to 19 employees	—	X	X	X
	Establishments with 20 to 49 employees	—	X	X	X
	Establishments with 50 to 99 employees	—	X	X	X
	Establishments with 100 to 249 employees	1	X	X	X
	Establishments with 250 to 499 employees	—	X	X	X

See footnotes at end of table.

Table 5. Establishments, Employees, and Payroll by Industry and Employment Size of Establishments by County: 2004—Con.

[Excludes most government employees, railroad employees, and self-employed persons. Size class 1 to 4 employees includes establishments having payroll, but no employees, during mid-March pay period. For meaning of abbreviations and symbols, see introductory text. For explanation of terms, see Appendix A. For statement on reliability, see the note at the end of the table and Appendix C]

NAICS code	Geography, kind of business, and employment size class	Establishments (number)	Paid employees for pay period including March 12 (number)	First-quarter payroll (\$1,000)	Annual payroll (\$1,000)
	BERGEN—Con.				
31-33	Manufacturing—Con.				
322	Paper manufacturing—Con.				
3222	Converted paper product manufacturing—Con.				
32223	Stationery product manufacturing—Con.				
322231	Die-cut paper and paperboard office supplies manufacturing—Con.				
	All establishments—Con.				
	Establishments with 500 to 999 employees	—	X	X	X
	Establishments with 1,000 employees or more	—	X	X	X
322232	Envelope manufacturing				
	All establishments	3	e	D	D
	Establishments with 1 to 4 employees	—	X	X	X
	Establishments with 5 to 9 employees	—	X	X	X
	Establishments with 10 to 19 employees	—	X	X	X
	Establishments with 20 to 49 employees	—	X	X	X
	Establishments with 50 to 99 employees	—	X	X	X
	Establishments with 100 to 249 employees	3	X	X	X
	Establishments with 250 to 499 employees	—	X	X	X
	Establishments with 500 to 999 employees	—	X	X	X
	Establishments with 1,000 employees or more	—	X	X	X
32229	Other converted paper product manufacturing				
	All establishments	6	e	D	D
	Establishments with 1 to 4 employees	1	X	X	X
	Establishments with 5 to 9 employees	1	X	X	X
	Establishments with 10 to 19 employees	—	X	X	X
	Establishments with 20 to 49 employees	—	X	X	X
	Establishments with 50 to 99 employees	3	X	X	X
	Establishments with 100 to 249 employees	1	X	X	X
	Establishments with 250 to 499 employees	—	X	X	X
	Establishments with 500 to 999 employees	—	X	X	X
	Establishments with 1,000 employees or more	—	X	X	X
322299	All other converted paper product manufacturing				
	All establishments	5	264	2 986	11 576
	Establishments with 1 to 4 employees	1	X	X	X
	Establishments with 5 to 9 employees	1	X	X	X
	Establishments with 10 to 19 employees	—	X	X	X
	Establishments with 20 to 49 employees	—	X	X	X
	Establishments with 50 to 99 employees	2	X	X	X
	Establishments with 100 to 249 employees	1	X	X	X
	Establishments with 250 to 499 employees	—	X	X	X
	Establishments with 500 to 999 employees	—	X	X	X
	Establishments with 1,000 employees or more	—	X	X	X
323	Printing and related support activities				
	All establishments	248	4 354	51 405	219 178
	Establishments with 1 to 4 employees	109	X	X	X
	Establishments with 5 to 9 employees	50	X	X	X
	Establishments with 10 to 19 employees	41	X	X	X
	Establishments with 20 to 49 employees	27	X	X	X
	Establishments with 50 to 99 employees	11	X	X	X
	Establishments with 100 to 249 employees	8	X	X	X
	Establishments with 250 to 499 employees	2	X	X	X
	Establishments with 500 to 999 employees	—	X	X	X
	Establishments with 1,000 employees or more	—	X	X	X
3231	Printing and related support activities				
	All establishments	248	4 354	51 405	219 178
	Establishments with 1 to 4 employees	109	X	X	X
	Establishments with 5 to 9 employees	50	X	X	X
	Establishments with 10 to 19 employees	41	X	X	X
	Establishments with 20 to 49 employees	27	X	X	X
	Establishments with 50 to 99 employees	11	X	X	X
	Establishments with 100 to 249 employees	8	X	X	X
	Establishments with 250 to 499 employees	2	X	X	X
	Establishments with 500 to 999 employees	—	X	X	X
	Establishments with 1,000 employees or more	—	X	X	X
32311	Printing				
	All establishments	209	3 479	40 941	176 823
	Establishments with 1 to 4 employees	92	X	X	X
	Establishments with 5 to 9 employees	42	X	X	X
	Establishments with 10 to 19 employees	37	X	X	X
	Establishments with 20 to 49 employees	22	X	X	X
	Establishments with 50 to 99 employees	9	X	X	X
	Establishments with 100 to 249 employees	5	X	X	X
	Establishments with 250 to 499 employees	2	X	X	X
	Establishments with 500 to 999 employees	—	X	X	X
	Establishments with 1,000 employees or more	—	X	X	X

See footnotes at end of table.

Table 5. Establishments, Employees, and Payroll by Industry and Employment Size of Establishments by County: 2004—Con.

[Excludes most government employees, railroad employees, and self-employed persons. Size class 1 to 4 employees includes establishments having payroll, but no employees, during mid-March pay period. For meaning of abbreviations and symbols, see introductory text. For explanation of terms, see Appendix A. For statement on reliability, see the note at the end of the table and Appendix C]

NAICS code	Geography, kind of business, and employment size class	Establishments (number)	Paid employees for pay period including March 12 (number)	First-quarter payroll (\$1,000)	Annual payroll (\$1,000)
	BERGEN—Con.				
31-33	Manufacturing—Con.				
323	Printing and related support activities—Con.				
3231	Printing and related support activities—Con.				
32311	Printing—Con.				
323110	Commercial lithographic printing				
	All establishments	100	2 291	30 438	131 782
	Establishments with 1 to 4 employees	41	X	X	X
	Establishments with 5 to 9 employees	18	X	X	X
	Establishments with 10 to 19 employees	19	X	X	X
	Establishments with 20 to 49 employees	10	X	X	X
	Establishments with 50 to 99 employees	5	X	X	X
	Establishments with 100 to 249 employees	5	X	X	X
	Establishments with 250 to 499 employees	2	X	X	X
	Establishments with 500 to 999 employees	—	X	X	X
	Establishments with 1,000 employees or more	—	X	X	X
323112	Commercial flexographic printing				
	All establishments	10	159	1 850	7 496
	Establishments with 1 to 4 employees	2	X	X	X
	Establishments with 5 to 9 employees	3	X	X	X
	Establishments with 10 to 19 employees	2	X	X	X
	Establishments with 20 to 49 employees	3	X	X	X
	Establishments with 50 to 99 employees	—	X	X	X
	Establishments with 100 to 249 employees	—	X	X	X
	Establishments with 250 to 499 employees	—	X	X	X
	Establishments with 500 to 999 employees	—	X	X	X
	Establishments with 1,000 employees or more	—	X	X	X
323113	Commercial screen printing				
	All establishments	23	364	2 495	10 671
	Establishments with 1 to 4 employees	7	X	X	X
	Establishments with 5 to 9 employees	5	X	X	X
	Establishments with 10 to 19 employees	5	X	X	X
	Establishments with 20 to 49 employees	5	X	X	X
	Establishments with 50 to 99 employees	1	X	X	X
	Establishments with 100 to 249 employees	—	X	X	X
	Establishments with 250 to 499 employees	—	X	X	X
	Establishments with 500 to 999 employees	—	X	X	X
	Establishments with 1,000 employees or more	—	X	X	X
323114	Quick printing				
	All establishments	37	187	1 665	7 682
	Establishments with 1 to 4 employees	23	X	X	X
	Establishments with 5 to 9 employees	6	X	X	X
	Establishments with 10 to 19 employees	8	X	X	X
	Establishments with 20 to 49 employees	—	X	X	X
	Establishments with 50 to 99 employees	—	X	X	X
	Establishments with 100 to 249 employees	—	X	X	X
	Establishments with 250 to 499 employees	—	X	X	X
	Establishments with 500 to 999 employees	—	X	X	X
	Establishments with 1,000 employees or more	—	X	X	X
323116	Manifold business forms printing				
	All establishments	6	187	1 913	7 874
	Establishments with 1 to 4 employees	3	X	X	X
	Establishments with 5 to 9 employees	—	X	X	X
	Establishments with 10 to 19 employees	—	X	X	X
	Establishments with 20 to 49 employees	—	X	X	X
	Establishments with 50 to 99 employees	3	X	X	X
	Establishments with 100 to 249 employees	—	X	X	X
	Establishments with 250 to 499 employees	—	X	X	X
	Establishments with 500 to 999 employees	—	X	X	X
	Establishments with 1,000 employees or more	—	X	X	X
323117	Books printing				
	All establishments	8	c	D	D
	Establishments with 1 to 4 employees	3	X	X	X
	Establishments with 5 to 9 employees	3	X	X	X
	Establishments with 10 to 19 employees	—	X	X	X
	Establishments with 20 to 49 employees	2	X	X	X
	Establishments with 50 to 99 employees	—	X	X	X
	Establishments with 100 to 249 employees	—	X	X	X
	Establishments with 250 to 499 employees	—	X	X	X
	Establishments with 500 to 999 employees	—	X	X	X
	Establishments with 1,000 employees or more	—	X	X	X
323119	Other commercial printing				
	All establishments	19	158	1 326	5 773
	Establishments with 1 to 4 employees	10	X	X	X
	Establishments with 5 to 9 employees	5	X	X	X
	Establishments with 10 to 19 employees	2	X	X	X
	Establishments with 20 to 49 employees	2	X	X	X
	Establishments with 50 to 99 employees	—	X	X	X
	Establishments with 100 to 249 employees	—	X	X	X
	Establishments with 250 to 499 employees	—	X	X	X

See footnotes at end of table.

Table 5. Establishments, Employees, and Payroll by Industry and Employment Size of Establishments by County: 2004—Con.

[Excludes most government employees, railroad employees, and self-employed persons. Size class 1 to 4 employees includes establishments having payroll, but no employees, during mid-March pay period. For meaning of abbreviations and symbols, see introductory text. For explanation of terms, see Appendix A. For statement on reliability, see the note at the end of the table and Appendix C]

NAICS code	Geography, kind of business, and employment size class	Establishments (number)	Paid employees for pay period including March 12 (number)	First-quarter payroll (\$1,000)	Annual payroll (\$1,000)
	BERGEN—Con.				
31-33	Manufacturing—Con.				
323	Printing and related support activities—Con.				
3231	Printing and related support activities—Con.				
32311	Printing—Con.				
323119	Other commercial printing—Con.				
	All establishments—Con.				
	Establishments with 500 to 999 employees	—	X	X	X
	Establishments with 1,000 employees or more	—	X	X	X
32312	Support activities for printing				
	All establishments	39	875	10 464	42 355
	Establishments with 1 to 4 employees	17	X	X	X
	Establishments with 5 to 9 employees	8	X	X	X
	Establishments with 10 to 19 employees	4	X	X	X
	Establishments with 20 to 49 employees	5	X	X	X
	Establishments with 50 to 99 employees	2	X	X	X
	Establishments with 100 to 249 employees	3	X	X	X
	Establishments with 250 to 499 employees	—	X	X	X
	Establishments with 500 to 999 employees	—	X	X	X
	Establishments with 1,000 employees or more	—	X	X	X
323121	Tradebinding and related work				
	All establishments	15	434	3 605	15 106
	Establishments with 1 to 4 employees	3	X	X	X
	Establishments with 5 to 9 employees	3	X	X	X
	Establishments with 10 to 19 employees	2	X	X	X
	Establishments with 20 to 49 employees	4	X	X	X
	Establishments with 50 to 99 employees	2	X	X	X
	Establishments with 100 to 249 employees	1	X	X	X
	Establishments with 250 to 499 employees	—	X	X	X
	Establishments with 500 to 999 employees	—	X	X	X
	Establishments with 1,000 employees or more	—	X	X	X
323122	Prepress services				
	All establishments	24	441	6 859	27 249
	Establishments with 1 to 4 employees	14	X	X	X
	Establishments with 5 to 9 employees	5	X	X	X
	Establishments with 10 to 19 employees	2	X	X	X
	Establishments with 20 to 49 employees	1	X	X	X
	Establishments with 50 to 99 employees	—	X	X	X
	Establishments with 100 to 249 employees	2	X	X	X
	Establishments with 250 to 499 employees	—	X	X	X
	Establishments with 500 to 999 employees	—	X	X	X
	Establishments with 1,000 employees or more	—	X	X	X
325	Chemical manufacturing				
	All establishments	103	4 602	61 569	243 213
	Establishments with 1 to 4 employees	24	X	X	X
	Establishments with 5 to 9 employees	14	X	X	X
	Establishments with 10 to 19 employees	15	X	X	X
	Establishments with 20 to 49 employees	22	X	X	X
	Establishments with 50 to 99 employees	12	X	X	X
	Establishments with 100 to 249 employees	14	X	X	X
	Establishments with 250 to 499 employees	2	X	X	X
	Establishments with 500 to 999 employees	—	X	X	X
	Establishments with 1,000 employees or more	—	X	X	X
3251	Basic chemical manufacturing				
	All establishments	13	757	11 435	46 459
	Establishments with 1 to 4 employees	1	X	X	X
	Establishments with 5 to 9 employees	2	X	X	X
	Establishments with 10 to 19 employees	3	X	X	X
	Establishments with 20 to 49 employees	2	X	X	X
	Establishments with 50 to 99 employees	3	X	X	X
	Establishments with 100 to 249 employees	1	X	X	X
	Establishments with 250 to 499 employees	1	X	X	X
	Establishments with 500 to 999 employees	—	X	X	X
	Establishments with 1,000 employees or more	—	X	X	X
32519	Other basic organic chemical manufacturing				
	All establishments	10	657	9 554	38 598
	Establishments with 1 to 4 employees	1	X	X	X
	Establishments with 5 to 9 employees	1	X	X	X
	Establishments with 10 to 19 employees	2	X	X	X
	Establishments with 20 to 49 employees	2	X	X	X
	Establishments with 50 to 99 employees	2	X	X	X
	Establishments with 100 to 249 employees	1	X	X	X
	Establishments with 250 to 499 employees	1	X	X	X
	Establishments with 500 to 999 employees	—	X	X	X
	Establishments with 1,000 employees or more	—	X	X	X

See footnotes at end of table.

Table 5. Establishments, Employees, and Payroll by Industry and Employment Size of Establishments by County: 2004—Con.

[Excludes most government employees, railroad employees, and self-employed persons. Size class 1 to 4 employees includes establishments having payroll, but no employees, during mid-March pay period. For meaning of abbreviations and symbols, see introductory text. For explanation of terms, see Appendix A. For statement on reliability, see the note at the end of the table and Appendix C]

NAICS code	Geography, kind of business, and employment size class	Establishments (number)	Paid employees for pay period including March 12 (number)	First-quarter payroll (\$1,000)	Annual payroll (\$1,000)
BERGEN—Con.					
31-33	Manufacturing—Con.				
325	Chemical manufacturing—Con.				
3251	Basic chemical manufacturing—Con.				
32519	Other basic organic chemical manufacturing—Con.				
325199	All other basic organic chemical manufacturing				
	All establishments	10	657	9 554	38 598
	Establishments with 1 to 4 employees	1	X	X	X
	Establishments with 5 to 9 employees	1	X	X	X
	Establishments with 10 to 19 employees	2	X	X	X
	Establishments with 20 to 49 employees	2	X	X	X
	Establishments with 50 to 99 employees	2	X	X	X
	Establishments with 100 to 249 employees	1	X	X	X
	Establishments with 250 to 499 employees	1	X	X	X
	Establishments with 500 to 999 employees	—	X	X	X
	Establishments with 1,000 employees or more	—	X	X	X
3253	Pesticide, fertilizer, and other agricultural chemical manufacturing				
	All establishments	1	c	D	D
	Establishments with 1 to 4 employees	—	X	X	X
	Establishments with 5 to 9 employees	—	X	X	X
	Establishments with 10 to 19 employees	—	X	X	X
	Establishments with 20 to 49 employees	—	X	X	X
	Establishments with 50 to 99 employees	—	X	X	X
	Establishments with 100 to 249 employees	1	X	X	X
	Establishments with 250 to 499 employees	—	X	X	X
	Establishments with 500 to 999 employees	—	X	X	X
	Establishments with 1,000 employees or more	—	X	X	X
32532	Pesticide and other agricultural chemical manufacturing				
	All establishments	1	c	D	D
	Establishments with 1 to 4 employees	—	X	X	X
	Establishments with 5 to 9 employees	—	X	X	X
	Establishments with 10 to 19 employees	—	X	X	X
	Establishments with 20 to 49 employees	—	X	X	X
	Establishments with 50 to 99 employees	—	X	X	X
	Establishments with 100 to 249 employees	1	X	X	X
	Establishments with 250 to 499 employees	—	X	X	X
	Establishments with 500 to 999 employees	—	X	X	X
	Establishments with 1,000 employees or more	—	X	X	X
325320	Pesticide and other agricultural chemical manufacturing				
	All establishments	1	c	D	D
	Establishments with 1 to 4 employees	—	X	X	X
	Establishments with 5 to 9 employees	—	X	X	X
	Establishments with 10 to 19 employees	—	X	X	X
	Establishments with 20 to 49 employees	—	X	X	X
	Establishments with 50 to 99 employees	—	X	X	X
	Establishments with 100 to 249 employees	1	X	X	X
	Establishments with 250 to 499 employees	—	X	X	X
	Establishments with 500 to 999 employees	—	X	X	X
	Establishments with 1,000 employees or more	—	X	X	X
3254	Pharmaceutical and medicine manufacturing				
	All establishments	15	549	13 011	42 456
	Establishments with 1 to 4 employees	6	X	X	X
	Establishments with 5 to 9 employees	1	X	X	X
	Establishments with 10 to 19 employees	3	X	X	X
	Establishments with 20 to 49 employees	2	X	X	X
	Establishments with 50 to 99 employees	—	X	X	X
	Establishments with 100 to 249 employees	3	X	X	X
	Establishments with 250 to 499 employees	—	X	X	X
	Establishments with 500 to 999 employees	—	X	X	X
	Establishments with 1,000 employees or more	—	X	X	X
32541	Pharmaceutical and medicine manufacturing				
	All establishments	15	549	13 011	42 456
	Establishments with 1 to 4 employees	6	X	X	X
	Establishments with 5 to 9 employees	1	X	X	X
	Establishments with 10 to 19 employees	3	X	X	X
	Establishments with 20 to 49 employees	2	X	X	X
	Establishments with 50 to 99 employees	—	X	X	X
	Establishments with 100 to 249 employees	3	X	X	X
	Establishments with 250 to 499 employees	—	X	X	X
	Establishments with 500 to 999 employees	—	X	X	X
	Establishments with 1,000 employees or more	—	X	X	X
325411	Medicinal and botanical manufacturing				
	All establishments	3	197	3 016	13 429
	Establishments with 1 to 4 employees	—	X	X	X
	Establishments with 5 to 9 employees	—	X	X	X
	Establishments with 10 to 19 employees	1	X	X	X
	Establishments with 20 to 49 employees	1	X	X	X
	Establishments with 50 to 99 employees	—	X	X	X
	Establishments with 100 to 249 employees	1	X	X	X
	Establishments with 250 to 499 employees	—	X	X	X
	Establishments with 500 to 999 employees	—	X	X	X
	Establishments with 1,000 employees or more	—	X	X	X

See footnotes at end of table.

Table 5. Establishments, Employees, and Payroll by Industry and Employment Size of Establishments by County: 2004—Con.

[Excludes most government employees, railroad employees, and self-employed persons. Size class 1 to 4 employees includes establishments having payroll, but no employees, during mid-March pay period. For meaning of abbreviations and symbols, see introductory text. For explanation of terms, see Appendix A. For statement on reliability, see the note at the end of the table and Appendix C]

NAICS code	Geography, kind of business, and employment size class	Establishments (number)	Paid employees for pay period including March 12 (number)	First-quarter payroll (\$1,000)	Annual payroll (\$1,000)
BERGEN—Con.					
31-33	Manufacturing—Con.				
325	Chemical manufacturing—Con.				
3254	Pharmaceutical and medicine manufacturing—Con.				
32541	Pharmaceutical and medicine manufacturing—Con.				
325412	Pharmaceutical preparation manufacturing				
	All establishments	12	352	9 995	29 027
	Establishments with 1 to 4 employees	6	X	X	X
	Establishments with 5 to 9 employees	1	X	X	X
	Establishments with 10 to 19 employees	2	X	X	X
	Establishments with 20 to 49 employees	1	X	X	X
	Establishments with 50 to 99 employees	—	X	X	X
	Establishments with 100 to 249 employees	2	X	X	X
	Establishments with 250 to 499 employees	—	X	X	X
	Establishments with 500 to 999 employees	—	X	X	X
	Establishments with 1,000 employees or more	—	X	X	X
3255	Paint, coating, and adhesive manufacturing				
	All establishments	17	e	D	D
	Establishments with 1 to 4 employees	2	X	X	X
	Establishments with 5 to 9 employees	4	X	X	X
	Establishments with 10 to 19 employees	4	X	X	X
	Establishments with 20 to 49 employees	5	X	X	X
	Establishments with 50 to 99 employees	1	X	X	X
	Establishments with 100 to 249 employees	1	X	X	X
	Establishments with 250 to 499 employees	—	X	X	X
	Establishments with 500 to 999 employees	—	X	X	X
	Establishments with 1,000 employees or more	—	X	X	X
32551	Paint and coating manufacturing				
	All establishments	11	c	D	D
	Establishments with 1 to 4 employees	2	X	X	X
	Establishments with 5 to 9 employees	3	X	X	X
	Establishments with 10 to 19 employees	2	X	X	X
	Establishments with 20 to 49 employees	3	X	X	X
	Establishments with 50 to 99 employees	1	X	X	X
	Establishments with 100 to 249 employees	—	X	X	X
	Establishments with 250 to 499 employees	—	X	X	X
	Establishments with 500 to 999 employees	—	X	X	X
	Establishments with 1,000 employees or more	—	X	X	X
325510	Paint and coating manufacturing				
	All establishments	11	c	D	D
	Establishments with 1 to 4 employees	2	X	X	X
	Establishments with 5 to 9 employees	3	X	X	X
	Establishments with 10 to 19 employees	2	X	X	X
	Establishments with 20 to 49 employees	3	X	X	X
	Establishments with 50 to 99 employees	1	X	X	X
	Establishments with 100 to 249 employees	—	X	X	X
	Establishments with 250 to 499 employees	—	X	X	X
	Establishments with 500 to 999 employees	—	X	X	X
	Establishments with 1,000 employees or more	—	X	X	X
32552	Adhesive manufacturing				
	All establishments	6	300	4 412	16 254
	Establishments with 1 to 4 employees	—	X	X	X
	Establishments with 5 to 9 employees	1	X	X	X
	Establishments with 10 to 19 employees	2	X	X	X
	Establishments with 20 to 49 employees	2	X	X	X
	Establishments with 50 to 99 employees	—	X	X	X
	Establishments with 100 to 249 employees	1	X	X	X
	Establishments with 250 to 499 employees	—	X	X	X
	Establishments with 500 to 999 employees	—	X	X	X
	Establishments with 1,000 employees or more	—	X	X	X
325520	Adhesive manufacturing				
	All establishments	6	300	4 412	16 254
	Establishments with 1 to 4 employees	—	X	X	X
	Establishments with 5 to 9 employees	1	X	X	X
	Establishments with 10 to 19 employees	2	X	X	X
	Establishments with 20 to 49 employees	2	X	X	X
	Establishments with 50 to 99 employees	—	X	X	X
	Establishments with 100 to 249 employees	1	X	X	X
	Establishments with 250 to 499 employees	—	X	X	X
	Establishments with 500 to 999 employees	—	X	X	X
	Establishments with 1,000 employees or more	—	X	X	X
3256	Soap, cleaning compound, and toilet preparation manufacturing				
	All establishments	36	2 248	24 169	99 262
	Establishments with 1 to 4 employees	9	X	X	X
	Establishments with 5 to 9 employees	3	X	X	X
	Establishments with 10 to 19 employees	4	X	X	X
	Establishments with 20 to 49 employees	7	X	X	X
	Establishments with 50 to 99 employees	4	X	X	X
	Establishments with 100 to 249 employees	8	X	X	X
	Establishments with 250 to 499 employees	1	X	X	X
	Establishments with 500 to 999 employees	—	X	X	X
	Establishments with 1,000 employees or more	—	X	X	X

See footnotes at end of table.

Table 5. Establishments, Employees, and Payroll by Industry and Employment Size of Establishments by County: 2004—Con.

[Excludes most government employees, railroad employees, and self-employed persons. Size class 1 to 4 employees includes establishments having payroll, but no employees, during mid-March pay period. For meaning of abbreviations and symbols, see introductory text. For explanation of terms, see Appendix A. For statement on reliability, see the note at the end of the table and Appendix C]

NAICS code	Geography, kind of business, and employment size class	Establishments (number)	Paid employees for pay period including March 12 (number)	First-quarter payroll (\$1,000)	Annual payroll (\$1,000)
	BERGEN—Con.				
31-33	Manufacturing—Con.				
325	Chemical manufacturing—Con.				
3256	Soap, cleaning compound, and toilet preparation manufacturing—Con.				
32561	Soap and cleaning compound manufacturing				
	All establishments	11	796	8 339	34 591
	Establishments with 1 to 4 employees	2	X	X	X
	Establishments with 5 to 9 employees	1	X	X	X
	Establishments with 10 to 19 employees	—	X	X	X
	Establishments with 20 to 49 employees	2	X	X	X
	Establishments with 50 to 99 employees	4	X	X	X
	Establishments with 100 to 249 employees	2	X	X	X
	Establishments with 250 to 499 employees	—	X	X	X
	Establishments with 500 to 999 employees	—	X	X	X
	Establishments with 1,000 employees or more	—	X	X	X
325611	Soap and other detergent manufacturing				
	All establishments	5	583	5 566	23 361
	Establishments with 1 to 4 employees	—	X	X	X
	Establishments with 5 to 9 employees	—	X	X	X
	Establishments with 10 to 19 employees	—	X	X	X
	Establishments with 20 to 49 employees	1	X	X	X
	Establishments with 50 to 99 employees	2	X	X	X
	Establishments with 100 to 249 employees	2	X	X	X
	Establishments with 250 to 499 employees	—	X	X	X
	Establishments with 500 to 999 employees	—	X	X	X
	Establishments with 1,000 employees or more	—	X	X	X
325612	Polish and other sanitation good manufacturing				
	All establishments	3	c	D	D
	Establishments with 1 to 4 employees	1	X	X	X
	Establishments with 5 to 9 employees	—	X	X	X
	Establishments with 10 to 19 employees	—	X	X	X
	Establishments with 20 to 49 employees	1	X	X	X
	Establishments with 50 to 99 employees	1	X	X	X
	Establishments with 100 to 249 employees	—	X	X	X
	Establishments with 250 to 499 employees	—	X	X	X
	Establishments with 500 to 999 employees	—	X	X	X
	Establishments with 1,000 employees or more	—	X	X	X
32562	Toilet preparation manufacturing				
	All establishments	25	1 452	15 830	64 671
	Establishments with 1 to 4 employees	7	X	X	X
	Establishments with 5 to 9 employees	2	X	X	X
	Establishments with 10 to 19 employees	4	X	X	X
	Establishments with 20 to 49 employees	5	X	X	X
	Establishments with 50 to 99 employees	—	X	X	X
	Establishments with 100 to 249 employees	6	X	X	X
	Establishments with 250 to 499 employees	1	X	X	X
	Establishments with 500 to 999 employees	—	X	X	X
	Establishments with 1,000 employees or more	—	X	X	X
325620	Toilet preparation manufacturing				
	All establishments	25	1 452	15 830	64 671
	Establishments with 1 to 4 employees	7	X	X	X
	Establishments with 5 to 9 employees	2	X	X	X
	Establishments with 10 to 19 employees	4	X	X	X
	Establishments with 20 to 49 employees	5	X	X	X
	Establishments with 50 to 99 employees	—	X	X	X
	Establishments with 100 to 249 employees	6	X	X	X
	Establishments with 250 to 499 employees	1	X	X	X
	Establishments with 500 to 999 employees	—	X	X	X
	Establishments with 1,000 employees or more	—	X	X	X
3259	Other chemical product and preparation manufacturing				
	All establishments	19	447	5 473	24 689
	Establishments with 1 to 4 employees	5	X	X	X
	Establishments with 5 to 9 employees	4	X	X	X
	Establishments with 10 to 19 employees	1	X	X	X
	Establishments with 20 to 49 employees	5	X	X	X
	Establishments with 50 to 99 employees	4	X	X	X
	Establishments with 100 to 249 employees	—	X	X	X
	Establishments with 250 to 499 employees	—	X	X	X
	Establishments with 500 to 999 employees	—	X	X	X
	Establishments with 1,000 employees or more	—	X	X	X
32591	Printing ink manufacturing				
	All establishments	9	273	3 497	14 791
	Establishments with 1 to 4 employees	1	X	X	X
	Establishments with 5 to 9 employees	1	X	X	X
	Establishments with 10 to 19 employees	1	X	X	X
	Establishments with 20 to 49 employees	3	X	X	X
	Establishments with 50 to 99 employees	3	X	X	X
	Establishments with 100 to 249 employees	—	X	X	X
	Establishments with 250 to 499 employees	—	X	X	X
	Establishments with 500 to 999 employees	—	X	X	X
	Establishments with 1,000 employees or more	—	X	X	X

See footnotes at end of table.

Table 5. Establishments, Employees, and Payroll by Industry and Employment Size of Establishments by County: 2004—Con.

[Excludes most government employees, railroad employees, and self-employed persons. Size class 1 to 4 employees includes establishments having payroll, but no employees, during mid-March pay period. For meaning of abbreviations and symbols, see introductory text. For explanation of terms, see Appendix A. For statement on reliability, see the note at the end of the table and Appendix C]

NAICS code	Geography, kind of business, and employment size class	Establishments (number)	Paid employees for pay period including March 12 (number)	First-quarter payroll (\$1,000)	Annual payroll (\$1,000)
BERGEN—Con.					
31-33	Manufacturing—Con.				
325	Chemical manufacturing—Con.				
3259	Other chemical product and preparation manufacturing—Con.				
32591	Printing ink manufacturing—Con.				
325910	Printing ink manufacturing				
	All establishments	9	273	3 497	14 791
	Establishments with 1 to 4 employees	1	X	X	X
	Establishments with 5 to 9 employees	1	X	X	X
	Establishments with 10 to 19 employees	1	X	X	X
	Establishments with 20 to 49 employees	3	X	X	X
	Establishments with 50 to 99 employees	3	X	X	X
	Establishments with 100 to 249 employees	—	X	X	X
	Establishments with 250 to 499 employees	—	X	X	X
	Establishments with 500 to 999 employees	—	X	X	X
	Establishments with 1,000 employees or more	—	X	X	X
32599	All other chemical product and preparation manufacturing				
	All establishments	10	174	1 976	9 898
	Establishments with 1 to 4 employees	4	X	X	X
	Establishments with 5 to 9 employees	3	X	X	X
	Establishments with 10 to 19 employees	—	X	X	X
	Establishments with 20 to 49 employees	2	X	X	X
	Establishments with 50 to 99 employees	1	X	X	X
	Establishments with 100 to 249 employees	—	X	X	X
	Establishments with 250 to 499 employees	—	X	X	X
	Establishments with 500 to 999 employees	—	X	X	X
	Establishments with 1,000 employees or more	—	X	X	X
325998	All other miscellaneous chemical product and preparation manufacturing				
	All establishments	3	112	1 352	5 898
	Establishments with 1 to 4 employees	—	X	X	X
	Establishments with 5 to 9 employees	1	X	X	X
	Establishments with 10 to 19 employees	—	X	X	X
	Establishments with 20 to 49 employees	1	X	X	X
	Establishments with 50 to 99 employees	1	X	X	X
	Establishments with 100 to 249 employees	—	X	X	X
	Establishments with 250 to 499 employees	—	X	X	X
	Establishments with 500 to 999 employees	—	X	X	X
	Establishments with 1,000 employees or more	—	X	X	X
326	Plastics and rubber products manufacturing				
	All establishments	48	3 062	23 483	100 828
	Establishments with 1 to 4 employees	3	X	X	X
	Establishments with 5 to 9 employees	4	X	X	X
	Establishments with 10 to 19 employees	8	X	X	X
	Establishments with 20 to 49 employees	14	X	X	X
	Establishments with 50 to 99 employees	8	X	X	X
	Establishments with 100 to 249 employees	9	X	X	X
	Establishments with 250 to 499 employees	2	X	X	X
	Establishments with 500 to 999 employees	—	X	X	X
	Establishments with 1,000 employees or more	—	X	X	X
3261	Plastics product manufacturing				
	All establishments	44	2 568	19 968	83 393
	Establishments with 1 to 4 employees	3	X	X	X
	Establishments with 5 to 9 employees	4	X	X	X
	Establishments with 10 to 19 employees	8	X	X	X
	Establishments with 20 to 49 employees	12	X	X	X
	Establishments with 50 to 99 employees	8	X	X	X
	Establishments with 100 to 249 employees	8	X	X	X
	Establishments with 250 to 499 employees	1	X	X	X
	Establishments with 500 to 999 employees	—	X	X	X
	Establishments with 1,000 employees or more	—	X	X	X
32611	Plastics packaging materials and unlaminated film and sheet manufacturing				
	All establishments	14	909	6 079	25 691
	Establishments with 1 to 4 employees	—	X	X	X
	Establishments with 5 to 9 employees	1	X	X	X
	Establishments with 10 to 19 employees	3	X	X	X
	Establishments with 20 to 49 employees	5	X	X	X
	Establishments with 50 to 99 employees	3	X	X	X
	Establishments with 100 to 249 employees	1	X	X	X
	Establishments with 250 to 499 employees	1	X	X	X
	Establishments with 500 to 999 employees	—	X	X	X
	Establishments with 1,000 employees or more	—	X	X	X
326111	Plastics bag manufacturing				
	All establishments	4	488	2 968	12 726
	Establishments with 1 to 4 employees	—	X	X	X
	Establishments with 5 to 9 employees	—	X	X	X
	Establishments with 10 to 19 employees	—	X	X	X
	Establishments with 20 to 49 employees	2	X	X	X
	Establishments with 50 to 99 employees	1	X	X	X
	Establishments with 100 to 249 employees	—	X	X	X

See footnotes at end of table.

Table 5. Establishments, Employees, and Payroll by Industry and Employment Size of Establishments by County: 2004—Con.

[Excludes most government employees, railroad employees, and self-employed persons. Size class 1 to 4 employees includes establishments having payroll, but no employees, during mid-March pay period. For meaning of abbreviations and symbols, see introductory text. For explanation of terms, see Appendix A. For statement on reliability, see the note at the end of the table and Appendix C]

NAICS code	Geography, kind of business, and employment size class	Establishments (number)	Paid employees for pay period including March 12 (number)	First-quarter payroll (\$1,000)	Annual payroll (\$1,000)
BERGEN—Con.					
31-33	Manufacturing—Con.				
326	Plastics and rubber products manufacturing—Con.				
3261	Plastics product manufacturing—Con.				
32611	Plastics packaging materials and unlaminated film and sheet manufacturing—Con.				
326111	Plastics bag manufacturing—Con.				
	All establishments—Con.				
	Establishments with 250 to 499 employees	1	X	X	X
	Establishments with 500 to 999 employees	—	X	X	X
	Establishments with 1,000 employees or more	—	X	X	X
326113	Unlaminated plastics film and sheet (except packaging) manufacturing				
	All establishments	8	e	D	D
	Establishments with 1 to 4 employees	—	X	X	X
	Establishments with 5 to 9 employees	1	X	X	X
	Establishments with 10 to 19 employees	2	X	X	X
	Establishments with 20 to 49 employees	2	X	X	X
	Establishments with 50 to 99 employees	2	X	X	X
	Establishments with 100 to 249 employees	1	X	X	X
	Establishments with 250 to 499 employees	—	X	X	X
	Establishments with 500 to 999 employees	—	X	X	X
	Establishments with 1,000 employees or more	—	X	X	X
32612	Plastics pipe, pipe fitting, and unlaminated profile shape manufacturing				
	All establishments	6	151	1 220	5 259
	Establishments with 1 to 4 employees	—	X	X	X
	Establishments with 5 to 9 employees	—	X	X	X
	Establishments with 10 to 19 employees	2	X	X	X
	Establishments with 20 to 49 employees	4	X	X	X
	Establishments with 50 to 99 employees	—	X	X	X
	Establishments with 100 to 249 employees	—	X	X	X
	Establishments with 250 to 499 employees	—	X	X	X
	Establishments with 500 to 999 employees	—	X	X	X
	Establishments with 1,000 employees or more	—	X	X	X
32615	Urethane and other foam product (except polystyrene) manufacturing				
	All establishments	2	e	D	D
	Establishments with 1 to 4 employees	—	X	X	X
	Establishments with 5 to 9 employees	—	X	X	X
	Establishments with 10 to 19 employees	—	X	X	X
	Establishments with 20 to 49 employees	—	X	X	X
	Establishments with 50 to 99 employees	—	X	X	X
	Establishments with 100 to 249 employees	2	X	X	X
	Establishments with 250 to 499 employees	—	X	X	X
	Establishments with 500 to 999 employees	—	X	X	X
	Establishments with 1,000 employees or more	—	X	X	X
326150	Urethane and other foam product (except polystyrene) manufacturing				
	All establishments	2	e	D	D
	Establishments with 1 to 4 employees	—	X	X	X
	Establishments with 5 to 9 employees	—	X	X	X
	Establishments with 10 to 19 employees	—	X	X	X
	Establishments with 20 to 49 employees	—	X	X	X
	Establishments with 50 to 99 employees	—	X	X	X
	Establishments with 100 to 249 employees	2	X	X	X
	Establishments with 250 to 499 employees	—	X	X	X
	Establishments with 500 to 999 employees	—	X	X	X
	Establishments with 1,000 employees or more	—	X	X	X
32619	Other plastics product manufacturing				
	All establishments	21	1 108	8 684	37 081
	Establishments with 1 to 4 employees	3	X	X	X
	Establishments with 5 to 9 employees	3	X	X	X
	Establishments with 10 to 19 employees	3	X	X	X
	Establishments with 20 to 49 employees	3	X	X	X
	Establishments with 50 to 99 employees	4	X	X	X
	Establishments with 100 to 249 employees	5	X	X	X
	Establishments with 250 to 499 employees	—	X	X	X
	Establishments with 500 to 999 employees	—	X	X	X
	Establishments with 1,000 employees or more	—	X	X	X
326199	All other plastics product manufacturing				
	All establishments	21	1 108	8 684	37 081
	Establishments with 1 to 4 employees	3	X	X	X
	Establishments with 5 to 9 employees	3	X	X	X
	Establishments with 10 to 19 employees	3	X	X	X
	Establishments with 20 to 49 employees	3	X	X	X
	Establishments with 50 to 99 employees	4	X	X	X
	Establishments with 100 to 249 employees	5	X	X	X
	Establishments with 250 to 499 employees	—	X	X	X
	Establishments with 500 to 999 employees	—	X	X	X
	Establishments with 1,000 employees or more	—	X	X	X

See footnotes at end of table.

Table 5. Establishments, Employees, and Payroll by Industry and Employment Size of Establishments by County: 2004—Con.

[Excludes most government employees, railroad employees, and self-employed persons. Size class 1 to 4 employees includes establishments having payroll, but no employees, during mid-March pay period. For meaning of abbreviations and symbols, see introductory text. For explanation of terms, see Appendix A. For statement on reliability, see the note at the end of the table and Appendix C]

NAICS code	Geography, kind of business, and employment size class	Establishments (number)	Paid employees for pay period including March 12 (number)	First-quarter payroll (\$1,000)	Annual payroll (\$1,000)
31-33	BERGEN—Con.				
	Manufacturing—Con.				
326	Plastics and rubber products manufacturing—Con.				
3262	Rubber product manufacturing				
	All establishments	4	494	3 515	17 435
	Establishments with 1 to 4 employees	—	X	X	X
	Establishments with 5 to 9 employees	—	X	X	X
	Establishments with 10 to 19 employees	—	X	X	X
	Establishments with 20 to 49 employees	2	X	X	X
	Establishments with 50 to 99 employees	—	X	X	X
	Establishments with 100 to 249 employees	1	X	X	X
	Establishments with 250 to 499 employees	1	X	X	X
	Establishments with 500 to 999 employees	—	X	X	X
	Establishments with 1,000 employees or more	—	X	X	X
32622	Rubber and plastics hoses and belting manufacturing				
	All establishments	2	e	D	D
	Establishments with 1 to 4 employees	—	X	X	X
	Establishments with 5 to 9 employees	—	X	X	X
	Establishments with 10 to 19 employees	—	X	X	X
	Establishments with 20 to 49 employees	1	X	X	X
	Establishments with 50 to 99 employees	—	X	X	X
	Establishments with 100 to 249 employees	—	X	X	X
	Establishments with 250 to 499 employees	1	X	X	X
	Establishments with 500 to 999 employees	—	X	X	X
	Establishments with 1,000 employees or more	—	X	X	X
326220	Rubber and plastics hoses and belting manufacturing				
	All establishments	2	e	D	D
	Establishments with 1 to 4 employees	—	X	X	X
	Establishments with 5 to 9 employees	—	X	X	X
	Establishments with 10 to 19 employees	—	X	X	X
	Establishments with 20 to 49 employees	1	X	X	X
	Establishments with 50 to 99 employees	—	X	X	X
	Establishments with 100 to 249 employees	—	X	X	X
	Establishments with 250 to 499 employees	1	X	X	X
	Establishments with 500 to 999 employees	—	X	X	X
	Establishments with 1,000 employees or more	—	X	X	X
32629	Other rubber product manufacturing				
	All establishments	2	c	D	D
	Establishments with 1 to 4 employees	—	X	X	X
	Establishments with 5 to 9 employees	—	X	X	X
	Establishments with 10 to 19 employees	—	X	X	X
	Establishments with 20 to 49 employees	1	X	X	X
	Establishments with 50 to 99 employees	—	X	X	X
	Establishments with 100 to 249 employees	1	X	X	X
	Establishments with 250 to 499 employees	—	X	X	X
	Establishments with 500 to 999 employees	—	X	X	X
	Establishments with 1,000 employees or more	—	X	X	X
326299	All other rubber product manufacturing				
	All establishments	2	c	D	D
	Establishments with 1 to 4 employees	—	X	X	X
	Establishments with 5 to 9 employees	—	X	X	X
	Establishments with 10 to 19 employees	—	X	X	X
	Establishments with 20 to 49 employees	1	X	X	X
	Establishments with 50 to 99 employees	—	X	X	X
	Establishments with 100 to 249 employees	1	X	X	X
	Establishments with 250 to 499 employees	—	X	X	X
	Establishments with 500 to 999 employees	—	X	X	X
	Establishments with 1,000 employees or more	—	X	X	X
327	Nonmetallic mineral product manufacturing				
	All establishments	29	519	4 526	22 760
	Establishments with 1 to 4 employees	9	X	X	X
	Establishments with 5 to 9 employees	6	X	X	X
	Establishments with 10 to 19 employees	6	X	X	X
	Establishments with 20 to 49 employees	5	X	X	X
	Establishments with 50 to 99 employees	3	X	X	X
	Establishments with 100 to 249 employees	—	X	X	X
	Establishments with 250 to 499 employees	—	X	X	X
	Establishments with 500 to 999 employees	—	X	X	X
	Establishments with 1,000 employees or more	—	X	X	X
3272	Glass and glass product manufacturing				
	All establishments	8	150	1 018	4 079
	Establishments with 1 to 4 employees	4	X	X	X
	Establishments with 5 to 9 employees	1	X	X	X
	Establishments with 10 to 19 employees	1	X	X	X
	Establishments with 20 to 49 employees	1	X	X	X
	Establishments with 50 to 99 employees	1	X	X	X
	Establishments with 100 to 249 employees	—	X	X	X
	Establishments with 250 to 499 employees	—	X	X	X
	Establishments with 500 to 999 employees	—	X	X	X
	Establishments with 1,000 employees or more	—	X	X	X

See footnotes at end of table.

Table 5. Establishments, Employees, and Payroll by Industry and Employment Size of Establishments by County: 2004—Con.

[Excludes most government employees, railroad employees, and self-employed persons. Size class 1 to 4 employees includes establishments having payroll, but no employees, during mid-March pay period. For meaning of abbreviations and symbols, see introductory text. For explanation of terms, see Appendix A. For statement on reliability, see the note at the end of the table and Appendix C]

NAICS code	Geography, kind of business, and employment size class	Establishments (number)	Paid employees for pay period including March 12 (number)	First-quarter payroll (\$1,000)	Annual payroll (\$1,000)
BERGEN—Con.					
31-33	Manufacturing—Con.				
327	Nonmetallic mineral product manufacturing—Con.				
3272	Glass and glass product manufacturing—Con.				
32721	Glass and glass product manufacturing				
	All establishments	8	150	1 018	4 079
	Establishments with 1 to 4 employees	4	X	X	X
	Establishments with 5 to 9 employees	1	X	X	X
	Establishments with 10 to 19 employees	1	X	X	X
	Establishments with 20 to 49 employees	1	X	X	X
	Establishments with 50 to 99 employees	1	X	X	X
	Establishments with 100 to 249 employees	—	X	X	X
	Establishments with 250 to 499 employees	—	X	X	X
	Establishments with 500 to 999 employees	—	X	X	X
	Establishments with 1,000 employees or more	—	X	X	X
327212	Other pressed and blown glass and glassware manufacturing				
	All establishments	3	c	D	D
	Establishments with 1 to 4 employees	1	X	X	X
	Establishments with 5 to 9 employees	—	X	X	X
	Establishments with 10 to 19 employees	1	X	X	X
	Establishments with 20 to 49 employees	—	X	X	X
	Establishments with 50 to 99 employees	1	X	X	X
	Establishments with 100 to 249 employees	—	X	X	X
	Establishments with 250 to 499 employees	—	X	X	X
	Establishments with 500 to 999 employees	—	X	X	X
	Establishments with 1,000 employees or more	—	X	X	X
3273	Cement and concrete product manufacturing				
	All establishments	7	223	2 039	11 677
	Establishments with 1 to 4 employees	2	X	X	X
	Establishments with 5 to 9 employees	—	X	X	X
	Establishments with 10 to 19 employees	1	X	X	X
	Establishments with 20 to 49 employees	2	X	X	X
	Establishments with 50 to 99 employees	2	X	X	X
	Establishments with 100 to 249 employees	—	X	X	X
	Establishments with 250 to 499 employees	—	X	X	X
	Establishments with 500 to 999 employees	—	X	X	X
	Establishments with 1,000 employees or more	—	X	X	X
3279	Other nonmetallic mineral product manufacturing				
	All establishments	11	c	D	D
	Establishments with 1 to 4 employees	3	X	X	X
	Establishments with 5 to 9 employees	2	X	X	X
	Establishments with 10 to 19 employees	4	X	X	X
	Establishments with 20 to 49 employees	2	X	X	X
	Establishments with 50 to 99 employees	—	X	X	X
	Establishments with 100 to 249 employees	—	X	X	X
	Establishments with 250 to 499 employees	—	X	X	X
	Establishments with 500 to 999 employees	—	X	X	X
	Establishments with 1,000 employees or more	—	X	X	X
331	Primary metal manufacturing				
	All establishments	11	381	3 680	16 456
	Establishments with 1 to 4 employees	4	X	X	X
	Establishments with 5 to 9 employees	1	X	X	X
	Establishments with 10 to 19 employees	1	X	X	X
	Establishments with 20 to 49 employees	3	X	X	X
	Establishments with 50 to 99 employees	1	X	X	X
	Establishments with 100 to 249 employees	1	X	X	X
	Establishments with 250 to 499 employees	—	X	X	X
	Establishments with 500 to 999 employees	—	X	X	X
	Establishments with 1,000 employees or more	—	X	X	X
3312	Steel product manufacturing from purchased steel				
	All establishments	3	c	D	D
	Establishments with 1 to 4 employees	—	X	X	X
	Establishments with 5 to 9 employees	1	X	X	X
	Establishments with 10 to 19 employees	—	X	X	X
	Establishments with 20 to 49 employees	1	X	X	X
	Establishments with 50 to 99 employees	—	X	X	X
	Establishments with 100 to 249 employees	1	X	X	X
	Establishments with 250 to 499 employees	—	X	X	X
	Establishments with 500 to 999 employees	—	X	X	X
	Establishments with 1,000 employees or more	—	X	X	X
33122	Rolling and drawing of purchased steel				
	All establishments	3	c	D	D
	Establishments with 1 to 4 employees	—	X	X	X
	Establishments with 5 to 9 employees	1	X	X	X
	Establishments with 10 to 19 employees	—	X	X	X
	Establishments with 20 to 49 employees	1	X	X	X
	Establishments with 50 to 99 employees	—	X	X	X
	Establishments with 100 to 249 employees	1	X	X	X
	Establishments with 250 to 499 employees	—	X	X	X
	Establishments with 500 to 999 employees	—	X	X	X
	Establishments with 1,000 employees or more	—	X	X	X

See footnotes at end of table.

Table 5. Establishments, Employees, and Payroll by Industry and Employment Size of Establishments by County: 2004—Con.

[Excludes most government employees, railroad employees, and self-employed persons. Size class 1 to 4 employees includes establishments having payroll, but no employees, during mid-March pay period. For meaning of abbreviations and symbols, see introductory text. For explanation of terms, see Appendix A. For statement on reliability, see the note at the end of the table and Appendix C]

NAICS code	Geography, kind of business, and employment size class	Establishments (number)	Paid employees for pay period including March 12 (number)	First-quarter payroll (\$1,000)	Annual payroll (\$1,000)
BERGEN—Con.					
31-33	Manufacturing—Con.				
331	Primary metal manufacturing—Con.				
3312	Steel product manufacturing from purchased steel—Con.				
33122	Rolling and drawing of purchased steel—Con.				
331222	Steel wire drawing				
	All establishments	3	c	D	D
	Establishments with 1 to 4 employees	—	X	X	X
	Establishments with 5 to 9 employees	1	X	X	X
	Establishments with 10 to 19 employees	—	X	X	X
	Establishments with 20 to 49 employees	1	X	X	X
	Establishments with 50 to 99 employees	—	X	X	X
	Establishments with 100 to 249 employees	1	X	X	X
	Establishments with 250 to 499 employees	—	X	X	X
	Establishments with 500 to 999 employees	—	X	X	X
	Establishments with 1,000 employees or more	—	X	X	X
332	Fabricated metal product manufacturing				
	All establishments	159	3 882	36 709	153 863
	Establishments with 1 to 4 employees	64	X	X	X
	Establishments with 5 to 9 employees	29	X	X	X
	Establishments with 10 to 19 employees	24	X	X	X
	Establishments with 20 to 49 employees	25	X	X	X
	Establishments with 50 to 99 employees	8	X	X	X
	Establishments with 100 to 249 employees	8	X	X	X
	Establishments with 250 to 499 employees	—	X	X	X
	Establishments with 500 to 999 employees	1	X	X	X
	Establishments with 1,000 employees or more	—	X	X	X
3321	Forging and stamping				
	All establishments	9	240	2 432	12 184
	Establishments with 1 to 4 employees	2	X	X	X
	Establishments with 5 to 9 employees	2	X	X	X
	Establishments with 10 to 19 employees	1	X	X	X
	Establishments with 20 to 49 employees	3	X	X	X
	Establishments with 50 to 99 employees	—	X	X	X
	Establishments with 100 to 249 employees	1	X	X	X
	Establishments with 250 to 499 employees	—	X	X	X
	Establishments with 500 to 999 employees	—	X	X	X
	Establishments with 1,000 employees or more	—	X	X	X
33211	Forging and stamping				
	All establishments	9	240	2 432	12 184
	Establishments with 1 to 4 employees	2	X	X	X
	Establishments with 5 to 9 employees	2	X	X	X
	Establishments with 10 to 19 employees	1	X	X	X
	Establishments with 20 to 49 employees	3	X	X	X
	Establishments with 50 to 99 employees	—	X	X	X
	Establishments with 100 to 249 employees	1	X	X	X
	Establishments with 250 to 499 employees	—	X	X	X
	Establishments with 500 to 999 employees	—	X	X	X
	Establishments with 1,000 employees or more	—	X	X	X
332116	Metal stamping				
	All establishments	8	c	D	D
	Establishments with 1 to 4 employees	2	X	X	X
	Establishments with 5 to 9 employees	2	X	X	X
	Establishments with 10 to 19 employees	1	X	X	X
	Establishments with 20 to 49 employees	3	X	X	X
	Establishments with 50 to 99 employees	—	X	X	X
	Establishments with 100 to 249 employees	—	X	X	X
	Establishments with 250 to 499 employees	—	X	X	X
	Establishments with 500 to 999 employees	—	X	X	X
	Establishments with 1,000 employees or more	—	X	X	X
332117	Powder metallurgy part manufacturing				
	All establishments	1	c	D	D
	Establishments with 1 to 4 employees	—	X	X	X
	Establishments with 5 to 9 employees	—	X	X	X
	Establishments with 10 to 19 employees	—	X	X	X
	Establishments with 20 to 49 employees	—	X	X	X
	Establishments with 50 to 99 employees	—	X	X	X
	Establishments with 100 to 249 employees	1	X	X	X
	Establishments with 250 to 499 employees	—	X	X	X
	Establishments with 500 to 999 employees	—	X	X	X
	Establishments with 1,000 employees or more	—	X	X	X
3322	Cutlery and handtool manufacturing				
	All establishments	15	1 154	6 743	26 596
	Establishments with 1 to 4 employees	4	X	X	X
	Establishments with 5 to 9 employees	2	X	X	X
	Establishments with 10 to 19 employees	4	X	X	X
	Establishments with 20 to 49 employees	3	X	X	X
	Establishments with 50 to 99 employees	—	X	X	X
	Establishments with 100 to 249 employees	1	X	X	X
	Establishments with 250 to 499 employees	—	X	X	X
	Establishments with 500 to 999 employees	1	X	X	X
	Establishments with 1,000 employees or more	—	X	X	X

See footnotes at end of table.

Table 5. Establishments, Employees, and Payroll by Industry and Employment Size of Establishments by County: 2004—Con.

[Excludes most government employees, railroad employees, and self-employed persons. Size class 1 to 4 employees includes establishments having payroll, but no employees, during mid-March pay period. For meaning of abbreviations and symbols, see introductory text. For explanation of terms, see Appendix A. For statement on reliability, see the note at the end of the table and Appendix C]

NAICS code	Geography, kind of business, and employment size class	Establishments (number)	Paid employees for pay period including March 12 (number)	First-quarter payroll (\$1,000)	Annual payroll (\$1,000)
	BERGEN—Con.				
31-33	Manufacturing—Con.				
332	Fabricated metal product manufacturing—Con.				
3322	Cutlery and handtool manufacturing—Con.				
33221	Cutlery and handtool manufacturing				
	All establishments	15	1 154	6 743	26 596
	Establishments with 1 to 4 employees	4	X	X	X
	Establishments with 5 to 9 employees	2	X	X	X
	Establishments with 10 to 19 employees	4	X	X	X
	Establishments with 20 to 49 employees	3	X	X	X
	Establishments with 50 to 99 employees	—	X	X	X
	Establishments with 100 to 249 employees	1	X	X	X
	Establishments with 250 to 499 employees	—	X	X	X
	Establishments with 500 to 999 employees	1	X	X	X
	Establishments with 1,000 employees or more	—	X	X	X
332211	Cutlery and flatware (except precious) manufacturing				
	All establishments	1	c	D	D
	Establishments with 1 to 4 employees	—	X	X	X
	Establishments with 5 to 9 employees	—	X	X	X
	Establishments with 10 to 19 employees	—	X	X	X
	Establishments with 20 to 49 employees	—	X	X	X
	Establishments with 50 to 99 employees	—	X	X	X
	Establishments with 100 to 249 employees	1	X	X	X
	Establishments with 250 to 499 employees	—	X	X	X
	Establishments with 500 to 999 employees	—	X	X	X
	Establishments with 1,000 employees or more	—	X	X	X
332212	Hand and edge tool manufacturing				
	All establishments	14	g	D	D
	Establishments with 1 to 4 employees	4	X	X	X
	Establishments with 5 to 9 employees	2	X	X	X
	Establishments with 10 to 19 employees	4	X	X	X
	Establishments with 20 to 49 employees	3	X	X	X
	Establishments with 50 to 99 employees	—	X	X	X
	Establishments with 100 to 249 employees	—	X	X	X
	Establishments with 250 to 499 employees	—	X	X	X
	Establishments with 500 to 999 employees	1	X	X	X
	Establishments with 1,000 employees or more	—	X	X	X
3323	Architectural and structural metals manufacturing				
	All establishments	36	812	7 264	31 314
	Establishments with 1 to 4 employees	11	X	X	X
	Establishments with 5 to 9 employees	6	X	X	X
	Establishments with 10 to 19 employees	7	X	X	X
	Establishments with 20 to 49 employees	7	X	X	X
	Establishments with 50 to 99 employees	4	X	X	X
	Establishments with 100 to 249 employees	1	X	X	X
	Establishments with 250 to 499 employees	—	X	X	X
	Establishments with 500 to 999 employees	—	X	X	X
	Establishments with 1,000 employees or more	—	X	X	X
33232	Ornamental and architectural metal products manufacturing				
	All establishments	28	724	6 159	26 466
	Establishments with 1 to 4 employees	9	X	X	X
	Establishments with 5 to 9 employees	4	X	X	X
	Establishments with 10 to 19 employees	5	X	X	X
	Establishments with 20 to 49 employees	5	X	X	X
	Establishments with 50 to 99 employees	4	X	X	X
	Establishments with 100 to 249 employees	1	X	X	X
	Establishments with 250 to 499 employees	—	X	X	X
	Establishments with 500 to 999 employees	—	X	X	X
	Establishments with 1,000 employees or more	—	X	X	X
332321	Metal window and door manufacturing				
	All establishments	11	424	3 312	14 827
	Establishments with 1 to 4 employees	3	X	X	X
	Establishments with 5 to 9 employees	2	X	X	X
	Establishments with 10 to 19 employees	—	X	X	X
	Establishments with 20 to 49 employees	3	X	X	X
	Establishments with 50 to 99 employees	2	X	X	X
	Establishments with 100 to 249 employees	1	X	X	X
	Establishments with 250 to 499 employees	—	X	X	X
	Establishments with 500 to 999 employees	—	X	X	X
	Establishments with 1,000 employees or more	—	X	X	X
332322	Sheet metal work manufacturing				
	All establishments	9	225	2 271	8 961
	Establishments with 1 to 4 employees	2	X	X	X
	Establishments with 5 to 9 employees	2	X	X	X
	Establishments with 10 to 19 employees	1	X	X	X
	Establishments with 20 to 49 employees	2	X	X	X
	Establishments with 50 to 99 employees	2	X	X	X
	Establishments with 100 to 249 employees	—	X	X	X
	Establishments with 250 to 499 employees	—	X	X	X
	Establishments with 500 to 999 employees	—	X	X	X
	Establishments with 1,000 employees or more	—	X	X	X

See footnotes at end of table.

Table 5. Establishments, Employees, and Payroll by Industry and Employment Size of Establishments by County: 2004—Con.

[Excludes most government employees, railroad employees, and self-employed persons. Size class 1 to 4 employees includes establishments having payroll, but no employees, during mid-March pay period. For meaning of abbreviations and symbols, see introductory text. For explanation of terms, see Appendix A. For statement on reliability, see the note at the end of the table and Appendix C]

NAICS code	Geography, kind of business, and employment size class	Establishments (number)	Paid employees for pay period including March 12 (number)	First-quarter payroll (\$1,000)	Annual payroll (\$1,000)
	BERGEN—Con.				
31-33	Manufacturing—Con.				
332	Fabricated metal product manufacturing—Con.				
3324	Boiler, tank, and shipping container manufacturing				
	All establishments	3	c	D	D
	Establishments with 1 to 4 employees	2	X	X	X
	Establishments with 5 to 9 employees	—	X	X	X
	Establishments with 10 to 19 employees	—	X	X	X
	Establishments with 20 to 49 employees	—	X	X	X
	Establishments with 50 to 99 employees	—	X	X	X
	Establishments with 100 to 249 employees	1	X	X	X
	Establishments with 250 to 499 employees	—	X	X	X
	Establishments with 500 to 999 employees	—	X	X	X
	Establishments with 1,000 employees or more	—	X	X	X
33241	Power boiler and heat exchanger manufacturing				
	All establishments	1	c	D	D
	Establishments with 1 to 4 employees	—	X	X	X
	Establishments with 5 to 9 employees	—	X	X	X
	Establishments with 10 to 19 employees	—	X	X	X
	Establishments with 20 to 49 employees	—	X	X	X
	Establishments with 50 to 99 employees	—	X	X	X
	Establishments with 100 to 249 employees	1	X	X	X
	Establishments with 250 to 499 employees	—	X	X	X
	Establishments with 500 to 999 employees	—	X	X	X
	Establishments with 1,000 employees or more	—	X	X	X
332410	Power boiler and heat exchanger manufacturing				
	All establishments	1	c	D	D
	Establishments with 1 to 4 employees	—	X	X	X
	Establishments with 5 to 9 employees	—	X	X	X
	Establishments with 10 to 19 employees	—	X	X	X
	Establishments with 20 to 49 employees	—	X	X	X
	Establishments with 50 to 99 employees	—	X	X	X
	Establishments with 100 to 249 employees	1	X	X	X
	Establishments with 250 to 499 employees	—	X	X	X
	Establishments with 500 to 999 employees	—	X	X	X
	Establishments with 1,000 employees or more	—	X	X	X
3327	Machine shops; turned product; and screw, nut, and bolt manufacturing				
	All establishments	63	1 003	12 302	50 304
	Establishments with 1 to 4 employees	32	X	X	X
	Establishments with 5 to 9 employees	14	X	X	X
	Establishments with 10 to 19 employees	6	X	X	X
	Establishments with 20 to 49 employees	6	X	X	X
	Establishments with 50 to 99 employees	2	X	X	X
	Establishments with 100 to 249 employees	3	X	X	X
	Establishments with 250 to 499 employees	—	X	X	X
	Establishments with 500 to 999 employees	—	X	X	X
	Establishments with 1,000 employees or more	—	X	X	X
33271	Machine shops				
	All establishments	51	557	7 600	29 419
	Establishments with 1 to 4 employees	30	X	X	X
	Establishments with 5 to 9 employees	11	X	X	X
	Establishments with 10 to 19 employees	4	X	X	X
	Establishments with 20 to 49 employees	4	X	X	X
	Establishments with 50 to 99 employees	1	X	X	X
	Establishments with 100 to 249 employees	1	X	X	X
	Establishments with 250 to 499 employees	—	X	X	X
	Establishments with 500 to 999 employees	—	X	X	X
	Establishments with 1,000 employees or more	—	X	X	X
332710	Machine shops				
	All establishments	51	557	7 600	29 419
	Establishments with 1 to 4 employees	30	X	X	X
	Establishments with 5 to 9 employees	11	X	X	X
	Establishments with 10 to 19 employees	4	X	X	X
	Establishments with 20 to 49 employees	4	X	X	X
	Establishments with 50 to 99 employees	1	X	X	X
	Establishments with 100 to 249 employees	1	X	X	X
	Establishments with 250 to 499 employees	—	X	X	X
	Establishments with 500 to 999 employees	—	X	X	X
	Establishments with 1,000 employees or more	—	X	X	X
33272	Turned product and screw, nut, and bolt manufacturing				
	All establishments	12	446	4 702	20 885
	Establishments with 1 to 4 employees	2	X	X	X
	Establishments with 5 to 9 employees	3	X	X	X
	Establishments with 10 to 19 employees	2	X	X	X
	Establishments with 20 to 49 employees	2	X	X	X
	Establishments with 50 to 99 employees	1	X	X	X
	Establishments with 100 to 249 employees	2	X	X	X
	Establishments with 250 to 499 employees	—	X	X	X
	Establishments with 500 to 999 employees	—	X	X	X
	Establishments with 1,000 employees or more	—	X	X	X

See footnotes at end of table.

Table 5. Establishments, Employees, and Payroll by Industry and Employment Size of Establishments by County: 2004—Con.

[Excludes most government employees, railroad employees, and self-employed persons. Size class 1 to 4 employees includes establishments having payroll, but no employees, during mid-March pay period. For meaning of abbreviations and symbols, see introductory text. For explanation of terms, see Appendix A. For statement on reliability, see the note at the end of the table and Appendix C]

NAICS code	Geography, kind of business, and employment size class	Establishments (number)	Paid employees for pay period including March 12 (number)	First-quarter payroll (\$1,000)	Annual payroll (\$1,000)
BERGEN—Con.					
31-33	Manufacturing—Con.				
332	Fabricated metal product manufacturing—Con.				
3327	Machine shops; turned product; and screw, nut, and bolt manufacturing—Con.				
33272	Turned product and screw, nut, and bolt manufacturing—Con.				
332721	Precision turned product manufacturing				
	All establishments	10	e	D	D
	Establishments with 1 to 4 employees	2	X	X	X
	Establishments with 5 to 9 employees	2	X	X	X
	Establishments with 10 to 19 employees	2	X	X	X
	Establishments with 20 to 49 employees	2	X	X	X
	Establishments with 50 to 99 employees	—	X	X	X
	Establishments with 100 to 249 employees	2	X	X	X
	Establishments with 250 to 499 employees	—	X	X	X
	Establishments with 500 to 999 employees	—	X	X	X
	Establishments with 1,000 employees or more	—	X	X	X
3328	Coating, engraving, heat treating, and allied activities				
	All establishments	18	304	3 324	14 634
	Establishments with 1 to 4 employees	7	X	X	X
	Establishments with 5 to 9 employees	2	X	X	X
	Establishments with 10 to 19 employees	3	X	X	X
	Establishments with 20 to 49 employees	4	X	X	X
	Establishments with 50 to 99 employees	2	X	X	X
	Establishments with 100 to 249 employees	—	X	X	X
	Establishments with 250 to 499 employees	—	X	X	X
	Establishments with 500 to 999 employees	—	X	X	X
	Establishments with 1,000 employees or more	—	X	X	X
33281	Coating, engraving, heat treating, and allied activities				
	All establishments	18	304	3 324	14 634
	Establishments with 1 to 4 employees	7	X	X	X
	Establishments with 5 to 9 employees	2	X	X	X
	Establishments with 10 to 19 employees	3	X	X	X
	Establishments with 20 to 49 employees	4	X	X	X
	Establishments with 50 to 99 employees	2	X	X	X
	Establishments with 100 to 249 employees	—	X	X	X
	Establishments with 250 to 499 employees	—	X	X	X
	Establishments with 500 to 999 employees	—	X	X	X
	Establishments with 1,000 employees or more	—	X	X	X
332811	Metal heat treating				
	All establishments	5	174	2 222	9 887
	Establishments with 1 to 4 employees	1	X	X	X
	Establishments with 5 to 9 employees	—	X	X	X
	Establishments with 10 to 19 employees	1	X	X	X
	Establishments with 20 to 49 employees	1	X	X	X
	Establishments with 50 to 99 employees	2	X	X	X
	Establishments with 100 to 249 employees	—	X	X	X
	Establishments with 250 to 499 employees	—	X	X	X
	Establishments with 500 to 999 employees	—	X	X	X
	Establishments with 1,000 employees or more	—	X	X	X
332813	Electroplating, plating, polishing, anodizing, and coloring				
	All establishments	6	114	972	4 172
	Establishments with 1 to 4 employees	—	X	X	X
	Establishments with 5 to 9 employees	1	X	X	X
	Establishments with 10 to 19 employees	2	X	X	X
	Establishments with 20 to 49 employees	3	X	X	X
	Establishments with 50 to 99 employees	—	X	X	X
	Establishments with 100 to 249 employees	—	X	X	X
	Establishments with 250 to 499 employees	—	X	X	X
	Establishments with 500 to 999 employees	—	X	X	X
	Establishments with 1,000 employees or more	—	X	X	X
3329	Other fabricated metal product manufacturing				
	All establishments	11	247	2 439	10 678
	Establishments with 1 to 4 employees	3	X	X	X
	Establishments with 5 to 9 employees	2	X	X	X
	Establishments with 10 to 19 employees	3	X	X	X
	Establishments with 20 to 49 employees	2	X	X	X
	Establishments with 50 to 99 employees	—	X	X	X
	Establishments with 100 to 249 employees	1	X	X	X
	Establishments with 250 to 499 employees	—	X	X	X
	Establishments with 500 to 999 employees	—	X	X	X
	Establishments with 1,000 employees or more	—	X	X	X
33291	Metal valve manufacturing				
	All establishments	1	c	D	D
	Establishments with 1 to 4 employees	—	X	X	X
	Establishments with 5 to 9 employees	—	X	X	X
	Establishments with 10 to 19 employees	—	X	X	X
	Establishments with 20 to 49 employees	—	X	X	X
	Establishments with 50 to 99 employees	—	X	X	X
	Establishments with 100 to 249 employees	1	X	X	X
	Establishments with 250 to 499 employees	—	X	X	X

See footnotes at end of table.

Table 5. Establishments, Employees, and Payroll by Industry and Employment Size of Establishments by County: 2004—Con.

[Excludes most government employees, railroad employees, and self-employed persons. Size class 1 to 4 employees includes establishments having payroll, but no employees, during mid-March pay period. For meaning of abbreviations and symbols, see introductory text. For explanation of terms, see Appendix A. For statement on reliability, see the note at the end of the table and Appendix C]

NAICS code	Geography, kind of business, and employment size class	Establishments (number)	Paid employees for pay period including March 12 (number)	First-quarter payroll (\$1,000)	Annual payroll (\$1,000)
	BERGEN—Con.				
31-33	Manufacturing—Con.				
332	Fabricated metal product manufacturing—Con.				
3329	Other fabricated metal product manufacturing—Con.				
33291	Metal valve manufacturing—Con.				
	All establishments—Con.				
	Establishments with 500 to 999 employees	—	X	X	X
	Establishments with 1,000 employees or more	—	X	X	X
332912	Fluid power valve and hose fitting manufacturing				
	All establishments	1	c	D	D
	Establishments with 1 to 4 employees	—	X	X	X
	Establishments with 5 to 9 employees	—	X	X	X
	Establishments with 10 to 19 employees	—	X	X	X
	Establishments with 20 to 49 employees	—	X	X	X
	Establishments with 50 to 99 employees	—	X	X	X
	Establishments with 100 to 249 employees	1	X	X	X
	Establishments with 250 to 499 employees	—	X	X	X
	Establishments with 500 to 999 employees	—	X	X	X
	Establishments with 1,000 employees or more	—	X	X	X
33299	All other fabricated metal product manufacturing				
	All establishments	10	c	D	D
	Establishments with 1 to 4 employees	3	X	X	X
	Establishments with 5 to 9 employees	2	X	X	X
	Establishments with 10 to 19 employees	3	X	X	X
	Establishments with 20 to 49 employees	2	X	X	X
	Establishments with 50 to 99 employees	—	X	X	X
	Establishments with 100 to 249 employees	—	X	X	X
	Establishments with 250 to 499 employees	—	X	X	X
	Establishments with 500 to 999 employees	—	X	X	X
	Establishments with 1,000 employees or more	—	X	X	X
332999	All other miscellaneous fabricated metal product manufacturing				
	All establishments	10	c	D	D
	Establishments with 1 to 4 employees	3	X	X	X
	Establishments with 5 to 9 employees	2	X	X	X
	Establishments with 10 to 19 employees	3	X	X	X
	Establishments with 20 to 49 employees	2	X	X	X
	Establishments with 50 to 99 employees	—	X	X	X
	Establishments with 100 to 249 employees	—	X	X	X
	Establishments with 250 to 499 employees	—	X	X	X
	Establishments with 500 to 999 employees	—	X	X	X
	Establishments with 1,000 employees or more	—	X	X	X
333	Machinery manufacturing				
	All establishments	119	2 433	30 433	134 240
	Establishments with 1 to 4 employees	31	X	X	X
	Establishments with 5 to 9 employees	25	X	X	X
	Establishments with 10 to 19 employees	34	X	X	X
	Establishments with 20 to 49 employees	16	X	X	X
	Establishments with 50 to 99 employees	8	X	X	X
	Establishments with 100 to 249 employees	4	X	X	X
	Establishments with 250 to 499 employees	1	X	X	X
	Establishments with 500 to 999 employees	—	X	X	X
	Establishments with 1,000 employees or more	—	X	X	X
3332	Industrial machinery manufacturing				
	All establishments	30	710	9 138	43 331
	Establishments with 1 to 4 employees	8	X	X	X
	Establishments with 5 to 9 employees	3	X	X	X
	Establishments with 10 to 19 employees	11	X	X	X
	Establishments with 20 to 49 employees	5	X	X	X
	Establishments with 50 to 99 employees	—	X	X	X
	Establishments with 100 to 249 employees	3	X	X	X
	Establishments with 250 to 499 employees	—	X	X	X
	Establishments with 500 to 999 employees	—	X	X	X
	Establishments with 1,000 employees or more	—	X	X	X
33329	Other industrial machinery manufacturing				
	All establishments	29	f	D	D
	Establishments with 1 to 4 employees	7	X	X	X
	Establishments with 5 to 9 employees	3	X	X	X
	Establishments with 10 to 19 employees	11	X	X	X
	Establishments with 20 to 49 employees	5	X	X	X
	Establishments with 50 to 99 employees	—	X	X	X
	Establishments with 100 to 249 employees	3	X	X	X
	Establishments with 250 to 499 employees	—	X	X	X
	Establishments with 500 to 999 employees	—	X	X	X
	Establishments with 1,000 employees or more	—	X	X	X

See footnotes at end of table.

Table 5. Establishments, Employees, and Payroll by Industry and Employment Size of Establishments by County: 2004—Con.

[Excludes most government employees, railroad employees, and self-employed persons. Size class 1 to 4 employees includes establishments having payroll, but no employees, during mid-March pay period. For meaning of abbreviations and symbols, see introductory text. For explanation of terms, see Appendix A. For statement on reliability, see the note at the end of the table and Appendix C]

NAICS code	Geography, kind of business, and employment size class	Establishments (number)	Paid employees for pay period including March 12 (number)	First-quarter payroll (\$1,000)	Annual payroll (\$1,000)
BERGEN—Con.					
31-33	Manufacturing—Con.				
333	Machinery manufacturing—Con.				
3332	Industrial machinery manufacturing—Con.				
33329	Other industrial machinery manufacturing—Con.				
333293	Printing machinery and equipment manufacturing				
	All establishments	6	182	2 254	8 798
	Establishments with 1 to 4 employees	2	X	X	X
	Establishments with 5 to 9 employees	—	X	X	X
	Establishments with 10 to 19 employees	2	X	X	X
	Establishments with 20 to 49 employees	1	X	X	X
	Establishments with 50 to 99 employees	—	X	X	X
	Establishments with 100 to 249 employees	1	X	X	X
	Establishments with 250 to 499 employees	—	X	X	X
	Establishments with 500 to 999 employees	—	X	X	X
	Establishments with 1,000 employees or more	—	X	X	X
333298	All other industrial machinery manufacturing				
	All establishments	8	359	5 038	26 763
	Establishments with 1 to 4 employees	—	X	X	X
	Establishments with 5 to 9 employees	—	X	X	X
	Establishments with 10 to 19 employees	4	X	X	X
	Establishments with 20 to 49 employees	2	X	X	X
	Establishments with 50 to 99 employees	—	X	X	X
	Establishments with 100 to 249 employees	2	X	X	X
	Establishments with 250 to 499 employees	—	X	X	X
	Establishments with 500 to 999 employees	—	X	X	X
	Establishments with 1,000 employees or more	—	X	X	X
3333	Commercial and service industry machinery manufacturing				
	All establishments	19	242	3 563	14 652
	Establishments with 1 to 4 employees	5	X	X	X
	Establishments with 5 to 9 employees	5	X	X	X
	Establishments with 10 to 19 employees	6	X	X	X
	Establishments with 20 to 49 employees	2	X	X	X
	Establishments with 50 to 99 employees	1	X	X	X
	Establishments with 100 to 249 employees	—	X	X	X
	Establishments with 250 to 499 employees	—	X	X	X
	Establishments with 500 to 999 employees	—	X	X	X
	Establishments with 1,000 employees or more	—	X	X	X
33331	Commercial and service industry machinery manufacturing				
	All establishments	19	242	3 563	14 652
	Establishments with 1 to 4 employees	5	X	X	X
	Establishments with 5 to 9 employees	5	X	X	X
	Establishments with 10 to 19 employees	6	X	X	X
	Establishments with 20 to 49 employees	2	X	X	X
	Establishments with 50 to 99 employees	1	X	X	X
	Establishments with 100 to 249 employees	—	X	X	X
	Establishments with 250 to 499 employees	—	X	X	X
	Establishments with 500 to 999 employees	—	X	X	X
	Establishments with 1,000 employees or more	—	X	X	X
333319	Other commercial and service industry machinery manufacturing				
	All establishments	10	176	2 855	11 288
	Establishments with 1 to 4 employees	2	X	X	X
	Establishments with 5 to 9 employees	2	X	X	X
	Establishments with 10 to 19 employees	3	X	X	X
	Establishments with 20 to 49 employees	2	X	X	X
	Establishments with 50 to 99 employees	1	X	X	X
	Establishments with 100 to 249 employees	—	X	X	X
	Establishments with 250 to 499 employees	—	X	X	X
	Establishments with 500 to 999 employees	—	X	X	X
	Establishments with 1,000 employees or more	—	X	X	X
3335	Metalworking machinery manufacturing				
	All establishments	25	345	4 401	18 905
	Establishments with 1 to 4 employees	9	X	X	X
	Establishments with 5 to 9 employees	6	X	X	X
	Establishments with 10 to 19 employees	4	X	X	X
	Establishments with 20 to 49 employees	5	X	X	X
	Establishments with 50 to 99 employees	—	X	X	X
	Establishments with 100 to 249 employees	1	X	X	X
	Establishments with 250 to 499 employees	—	X	X	X
	Establishments with 500 to 999 employees	—	X	X	X
	Establishments with 1,000 employees or more	—	X	X	X
33351	Metalworking machinery manufacturing				
	All establishments	25	345	4 401	18 905
	Establishments with 1 to 4 employees	9	X	X	X
	Establishments with 5 to 9 employees	6	X	X	X
	Establishments with 10 to 19 employees	4	X	X	X
	Establishments with 20 to 49 employees	5	X	X	X
	Establishments with 50 to 99 employees	—	X	X	X
	Establishments with 100 to 249 employees	1	X	X	X
	Establishments with 250 to 499 employees	—	X	X	X
	Establishments with 500 to 999 employees	—	X	X	X
	Establishments with 1,000 employees or more	—	X	X	X

See footnotes at end of table.

Table 5. Establishments, Employees, and Payroll by Industry and Employment Size of Establishments by County: 2004—Con.

[Excludes most government employees, railroad employees, and self-employed persons. Size class 1 to 4 employees includes establishments having payroll, but no employees, during mid-March pay period. For meaning of abbreviations and symbols, see introductory text. For explanation of terms, see Appendix A. For statement on reliability, see the note at the end of the table and Appendix C]

NAICS code	Geography, kind of business, and employment size class	Establishments (number)	Paid employees for pay period including March 12 (number)	First-quarter payroll (\$1,000)	Annual payroll (\$1,000)
BERGEN—Con.					
31-33	Manufacturing—Con.				
333	Machinery manufacturing—Con.				
3335	Metalworking machinery manufacturing—Con.				
33351	Metalworking machinery manufacturing—Con.				
333515	Cutting tool and machine tool accessory manufacturing				
	All establishments	7	192	2 642	11 294
	Establishments with 1 to 4 employees	1	X	X	X
	Establishments with 5 to 9 employees	1	X	X	X
	Establishments with 10 to 19 employees	1	X	X	X
	Establishments with 20 to 49 employees	3	X	X	X
	Establishments with 50 to 99 employees	—	X	X	X
	Establishments with 100 to 249 employees	1	X	X	X
	Establishments with 250 to 499 employees	—	X	X	X
	Establishments with 500 to 999 employees	—	X	X	X
	Establishments with 1,000 employees or more	—	X	X	X
3339	Other general purpose machinery manufacturing				
	All establishments	37	982	11 389	49 636
	Establishments with 1 to 4 employees	8	X	X	X
	Establishments with 5 to 9 employees	8	X	X	X
	Establishments with 10 to 19 employees	11	X	X	X
	Establishments with 20 to 49 employees	4	X	X	X
	Establishments with 50 to 99 employees	5	X	X	X
	Establishments with 100 to 249 employees	—	X	X	X
	Establishments with 250 to 499 employees	1	X	X	X
	Establishments with 500 to 999 employees	—	X	X	X
	Establishments with 1,000 employees or more	—	X	X	X
33391	Pump and compressor manufacturing				
	All establishments	4	e	D	D
	Establishments with 1 to 4 employees	—	X	X	X
	Establishments with 5 to 9 employees	1	X	X	X
	Establishments with 10 to 19 employees	1	X	X	X
	Establishments with 20 to 49 employees	—	X	X	X
	Establishments with 50 to 99 employees	1	X	X	X
	Establishments with 100 to 249 employees	—	X	X	X
	Establishments with 250 to 499 employees	1	X	X	X
	Establishments with 500 to 999 employees	—	X	X	X
	Establishments with 1,000 employees or more	—	X	X	X
333912	Air and gas compressor manufacturing				
	All establishments	2	e	D	D
	Establishments with 1 to 4 employees	—	X	X	X
	Establishments with 5 to 9 employees	—	X	X	X
	Establishments with 10 to 19 employees	1	X	X	X
	Establishments with 20 to 49 employees	—	X	X	X
	Establishments with 50 to 99 employees	—	X	X	X
	Establishments with 100 to 249 employees	—	X	X	X
	Establishments with 250 to 499 employees	1	X	X	X
	Establishments with 500 to 999 employees	—	X	X	X
	Establishments with 1,000 employees or more	—	X	X	X
33392	Material handling equipment manufacturing				
	All establishments	5	c	D	D
	Establishments with 1 to 4 employees	1	X	X	X
	Establishments with 5 to 9 employees	—	X	X	X
	Establishments with 10 to 19 employees	3	X	X	X
	Establishments with 20 to 49 employees	—	X	X	X
	Establishments with 50 to 99 employees	1	X	X	X
	Establishments with 100 to 249 employees	—	X	X	X
	Establishments with 250 to 499 employees	—	X	X	X
	Establishments with 500 to 999 employees	—	X	X	X
	Establishments with 1,000 employees or more	—	X	X	X
33399	All other general purpose machinery manufacturing				
	All establishments	28	525	5 464	24 001
	Establishments with 1 to 4 employees	7	X	X	X
	Establishments with 5 to 9 employees	7	X	X	X
	Establishments with 10 to 19 employees	7	X	X	X
	Establishments with 20 to 49 employees	4	X	X	X
	Establishments with 50 to 99 employees	3	X	X	X
	Establishments with 100 to 249 employees	—	X	X	X
	Establishments with 250 to 499 employees	—	X	X	X
	Establishments with 500 to 999 employees	—	X	X	X
	Establishments with 1,000 employees or more	—	X	X	X
333993	Packaging machinery manufacturing				
	All establishments	9	247	2 363	10 303
	Establishments with 1 to 4 employees	1	X	X	X
	Establishments with 5 to 9 employees	2	X	X	X
	Establishments with 10 to 19 employees	2	X	X	X
	Establishments with 20 to 49 employees	3	X	X	X
	Establishments with 50 to 99 employees	1	X	X	X
	Establishments with 100 to 249 employees	—	X	X	X
	Establishments with 250 to 499 employees	—	X	X	X
	Establishments with 500 to 999 employees	—	X	X	X
	Establishments with 1,000 employees or more	—	X	X	X

See footnotes at end of table.

Table 5. Establishments, Employees, and Payroll by Industry and Employment Size of Establishments by County: 2004—Con.

[Excludes most government employees, railroad employees, and self-employed persons. Size class 1 to 4 employees includes establishments having payroll, but no employees, during mid-March pay period. For meaning of abbreviations and symbols, see introductory text. For explanation of terms, see Appendix A. For statement on reliability, see the note at the end of the table and Appendix C]

NAICS code	Geography, kind of business, and employment size class	Establishments (number)	Paid employees for pay period including March 12 (number)	First-quarter payroll (\$1,000)	Annual payroll (\$1,000)
BERGEN—Con.					
31-33	Manufacturing—Con.				
333	Machinery manufacturing—Con.				
3339	Other general purpose machinery manufacturing—Con.				
33399	All other general purpose machinery manufacturing—Con.				
333999	All other miscellaneous general purpose machinery manufacturing				
	All establishments	12	210	2 347	10 680
	Establishments with 1 to 4 employees	3	X	X	X
	Establishments with 5 to 9 employees	3	X	X	X
	Establishments with 10 to 19 employees	4	X	X	X
	Establishments with 20 to 49 employees	—	X	X	X
	Establishments with 50 to 99 employees	2	X	X	X
	Establishments with 100 to 249 employees	—	X	X	X
	Establishments with 250 to 499 employees	—	X	X	X
	Establishments with 500 to 999 employees	—	X	X	X
	Establishments with 1,000 employees or more	—	X	X	X
334	Computer and electronic product manufacturing				
	All establishments	72	3 407	50 524	204 961
	Establishments with 1 to 4 employees	14	X	X	X
	Establishments with 5 to 9 employees	10	X	X	X
	Establishments with 10 to 19 employees	17	X	X	X
	Establishments with 20 to 49 employees	14	X	X	X
	Establishments with 50 to 99 employees	6	X	X	X
	Establishments with 100 to 249 employees	8	X	X	X
	Establishments with 250 to 499 employees	3	X	X	X
	Establishments with 500 to 999 employees	—	X	X	X
	Establishments with 1,000 employees or more	—	X	X	X
3342	Communications equipment manufacturing				
	All establishments	12	e	D	D
	Establishments with 1 to 4 employees	2	X	X	X
	Establishments with 5 to 9 employees	2	X	X	X
	Establishments with 10 to 19 employees	1	X	X	X
	Establishments with 20 to 49 employees	5	X	X	X
	Establishments with 50 to 99 employees	1	X	X	X
	Establishments with 100 to 249 employees	1	X	X	X
	Establishments with 250 to 499 employees	—	X	X	X
	Establishments with 500 to 999 employees	—	X	X	X
	Establishments with 1,000 employees or more	—	X	X	X
33422	Radio and television broadcasting and wireless communications equipment manufacturing				
	All establishments	9	258	6 522	23 235
	Establishments with 1 to 4 employees	1	X	X	X
	Establishments with 5 to 9 employees	2	X	X	X
	Establishments with 10 to 19 employees	1	X	X	X
	Establishments with 20 to 49 employees	4	X	X	X
	Establishments with 50 to 99 employees	—	X	X	X
	Establishments with 100 to 249 employees	1	X	X	X
	Establishments with 250 to 499 employees	—	X	X	X
	Establishments with 500 to 999 employees	—	X	X	X
	Establishments with 1,000 employees or more	—	X	X	X
334220	Radio and television broadcasting and wireless communications equipment manufacturing				
	All establishments	9	258	6 522	23 235
	Establishments with 1 to 4 employees	1	X	X	X
	Establishments with 5 to 9 employees	2	X	X	X
	Establishments with 10 to 19 employees	1	X	X	X
	Establishments with 20 to 49 employees	4	X	X	X
	Establishments with 50 to 99 employees	—	X	X	X
	Establishments with 100 to 249 employees	1	X	X	X
	Establishments with 250 to 499 employees	—	X	X	X
	Establishments with 500 to 999 employees	—	X	X	X
	Establishments with 1,000 employees or more	—	X	X	X
3343	Audio and video equipment manufacturing				
	All establishments	6	c	D	D
	Establishments with 1 to 4 employees	3	X	X	X
	Establishments with 5 to 9 employees	—	X	X	X
	Establishments with 10 to 19 employees	2	X	X	X
	Establishments with 20 to 49 employees	—	X	X	X
	Establishments with 50 to 99 employees	—	X	X	X
	Establishments with 100 to 249 employees	1	X	X	X
	Establishments with 250 to 499 employees	—	X	X	X
	Establishments with 500 to 999 employees	—	X	X	X
	Establishments with 1,000 employees or more	—	X	X	X
33431	Audio and video equipment manufacturing				
	All establishments	6	c	D	D
	Establishments with 1 to 4 employees	3	X	X	X
	Establishments with 5 to 9 employees	—	X	X	X
	Establishments with 10 to 19 employees	2	X	X	X
	Establishments with 20 to 49 employees	—	X	X	X
	Establishments with 50 to 99 employees	—	X	X	X
	Establishments with 100 to 249 employees	1	X	X	X
	Establishments with 250 to 499 employees	—	X	X	X

See footnotes at end of table.

Table 5. Establishments, Employees, and Payroll by Industry and Employment Size of Establishments by County: 2004—Con.

[Excludes most government employees, railroad employees, and self-employed persons. Size class 1 to 4 employees includes establishments having payroll, but no employees, during mid-March pay period. For meaning of abbreviations and symbols, see introductory text. For explanation of terms, see Appendix A. For statement on reliability, see the note at the end of the table and Appendix C]

NAICS code	Geography, kind of business, and employment size class	Establishments (number)	Paid employees for pay period including March 12 (number)	First-quarter payroll (\$1,000)	Annual payroll (\$1,000)
	BERGEN—Con.				
31-33	Manufacturing—Con.				
334	Computer and electronic product manufacturing—Con.				
3343	Audio and video equipment manufacturing—Con.				
33431	Audio and video equipment manufacturing—Con.				
	All establishments—Con.				
	Establishments with 500 to 999 employees	—	X	X	X
	Establishments with 1,000 employees or more	—	X	X	X
334310	Audio and video equipment manufacturing				
	All establishments	6	c	D	D
	Establishments with 1 to 4 employees	3	X	X	X
	Establishments with 5 to 9 employees	—	X	X	X
	Establishments with 10 to 19 employees	2	X	X	X
	Establishments with 20 to 49 employees	—	X	X	X
	Establishments with 50 to 99 employees	—	X	X	X
	Establishments with 100 to 249 employees	1	X	X	X
	Establishments with 250 to 499 employees	—	X	X	X
	Establishments with 500 to 999 employees	—	X	X	X
	Establishments with 1,000 employees or more	—	X	X	X
3344	Semiconductor and other electronic component manufacturing				
	All establishments	13	846	10 429	43 808
	Establishments with 1 to 4 employees	1	X	X	X
	Establishments with 5 to 9 employees	2	X	X	X
	Establishments with 10 to 19 employees	4	X	X	X
	Establishments with 20 to 49 employees	3	X	X	X
	Establishments with 50 to 99 employees	1	X	X	X
	Establishments with 100 to 249 employees	1	X	X	X
	Establishments with 250 to 499 employees	1	X	X	X
	Establishments with 500 to 999 employees	—	X	X	X
	Establishments with 1,000 employees or more	—	X	X	X
33441	Semiconductor and other electronic component manufacturing				
	All establishments	13	846	10 429	43 808
	Establishments with 1 to 4 employees	1	X	X	X
	Establishments with 5 to 9 employees	2	X	X	X
	Establishments with 10 to 19 employees	4	X	X	X
	Establishments with 20 to 49 employees	3	X	X	X
	Establishments with 50 to 99 employees	1	X	X	X
	Establishments with 100 to 249 employees	1	X	X	X
	Establishments with 250 to 499 employees	1	X	X	X
	Establishments with 500 to 999 employees	—	X	X	X
	Establishments with 1,000 employees or more	—	X	X	X
334418	Printed circuit assembly (electronic assembly) manufacturing				
	All establishments	3	c	D	D
	Establishments with 1 to 4 employees	—	X	X	X
	Establishments with 5 to 9 employees	1	X	X	X
	Establishments with 10 to 19 employees	1	X	X	X
	Establishments with 20 to 49 employees	—	X	X	X
	Establishments with 50 to 99 employees	—	X	X	X
	Establishments with 100 to 249 employees	1	X	X	X
	Establishments with 250 to 499 employees	—	X	X	X
	Establishments with 500 to 999 employees	—	X	X	X
	Establishments with 1,000 employees or more	—	X	X	X
334419	Other electronic component manufacturing				
	All establishments	5	551	6 785	28 708
	Establishments with 1 to 4 employees	1	X	X	X
	Establishments with 5 to 9 employees	—	X	X	X
	Establishments with 10 to 19 employees	2	X	X	X
	Establishments with 20 to 49 employees	1	X	X	X
	Establishments with 50 to 99 employees	—	X	X	X
	Establishments with 100 to 249 employees	—	X	X	X
	Establishments with 250 to 499 employees	1	X	X	X
	Establishments with 500 to 999 employees	—	X	X	X
	Establishments with 1,000 employees or more	—	X	X	X
3345	Navigational, measuring, electromedical, and control instruments manufacturing				
	All establishments	33	1 909	30 620	122 707
	Establishments with 1 to 4 employees	6	X	X	X
	Establishments with 5 to 9 employees	6	X	X	X
	Establishments with 10 to 19 employees	6	X	X	X
	Establishments with 20 to 49 employees	5	X	X	X
	Establishments with 50 to 99 employees	4	X	X	X
	Establishments with 100 to 249 employees	4	X	X	X
	Establishments with 250 to 499 employees	2	X	X	X
	Establishments with 500 to 999 employees	—	X	X	X
	Establishments with 1,000 employees or more	—	X	X	X

See footnotes at end of table.

Table 5. Establishments, Employees, and Payroll by Industry and Employment Size of Establishments by County: 2004—Con.

[Excludes most government employees, railroad employees, and self-employed persons. Size class 1 to 4 employees includes establishments having payroll, but no employees, during mid-March pay period. For meaning of abbreviations and symbols, see introductory text. For explanation of terms, see Appendix A. For statement on reliability, see the note at the end of the table and Appendix C]

NAICS code	Geography, kind of business, and employment size class	Establishments (number)	Paid employees for pay period including March 12 (number)	First-quarter payroll (\$1,000)	Annual payroll (\$1,000)
	BERGEN—Con.				
31-33	Manufacturing—Con.				
334	Computer and electronic product manufacturing—Con.				
3345	Navigational, measuring, electromedical, and control instruments manufacturing—Con.				
33451	Navigational, measuring, electromedical, and control instruments manufacturing				
	All establishments	33	1 909	30 620	122 707
	Establishments with 1 to 4 employees	6	X	X	X
	Establishments with 5 to 9 employees	6	X	X	X
	Establishments with 10 to 19 employees	6	X	X	X
	Establishments with 20 to 49 employees	5	X	X	X
	Establishments with 50 to 99 employees	4	X	X	X
	Establishments with 100 to 249 employees	4	X	X	X
	Establishments with 250 to 499 employees	2	X	X	X
	Establishments with 500 to 999 employees	—	X	X	X
	Establishments with 1,000 employees or more	—	X	X	X
334510	Electromedical and electrotherapeutic apparatus manufacturing				
	All establishments	2	e	D	D
	Establishments with 1 to 4 employees	—	X	X	X
	Establishments with 5 to 9 employees	—	X	X	X
	Establishments with 10 to 19 employees	1	X	X	X
	Establishments with 20 to 49 employees	—	X	X	X
	Establishments with 50 to 99 employees	—	X	X	X
	Establishments with 100 to 249 employees	—	X	X	X
	Establishments with 250 to 499 employees	1	X	X	X
	Establishments with 500 to 999 employees	—	X	X	X
	Establishments with 1,000 employees or more	—	X	X	X
334511	Search, detection, navigation, guidance, aeronautical, and nautical system and instrument manufacturing				
	All establishments	7	548	12 229	44 881
	Establishments with 1 to 4 employees	1	X	X	X
	Establishments with 5 to 9 employees	2	X	X	X
	Establishments with 10 to 19 employees	1	X	X	X
	Establishments with 20 to 49 employees	2	X	X	X
	Establishments with 50 to 99 employees	—	X	X	X
	Establishments with 100 to 249 employees	—	X	X	X
	Establishments with 250 to 499 employees	1	X	X	X
	Establishments with 500 to 999 employees	—	X	X	X
	Establishments with 1,000 employees or more	—	X	X	X
334513	Instruments and related products manufacturing for measuring, displaying, and controlling industrial process variables				
	All establishments	7	361	4 151	17 895
	Establishments with 1 to 4 employees	2	X	X	X
	Establishments with 5 to 9 employees	1	X	X	X
	Establishments with 10 to 19 employees	1	X	X	X
	Establishments with 20 to 49 employees	—	X	X	X
	Establishments with 50 to 99 employees	1	X	X	X
	Establishments with 100 to 249 employees	2	X	X	X
	Establishments with 250 to 499 employees	—	X	X	X
	Establishments with 500 to 999 employees	—	X	X	X
	Establishments with 1,000 employees or more	—	X	X	X
334516	Analytical laboratory instrument manufacturing				
	All establishments	5	236	3 937	17 866
	Establishments with 1 to 4 employees	1	X	X	X
	Establishments with 5 to 9 employees	—	X	X	X
	Establishments with 10 to 19 employees	—	X	X	X
	Establishments with 20 to 49 employees	1	X	X	X
	Establishments with 50 to 99 employees	2	X	X	X
	Establishments with 100 to 249 employees	1	X	X	X
	Establishments with 250 to 499 employees	—	X	X	X
	Establishments with 500 to 999 employees	—	X	X	X
	Establishments with 1,000 employees or more	—	X	X	X
334517	Irradiation apparatus manufacturing				
	All establishments	1	c	D	D
	Establishments with 1 to 4 employees	—	X	X	X
	Establishments with 5 to 9 employees	—	X	X	X
	Establishments with 10 to 19 employees	—	X	X	X
	Establishments with 20 to 49 employees	—	X	X	X
	Establishments with 50 to 99 employees	—	X	X	X
	Establishments with 100 to 249 employees	1	X	X	X
	Establishments with 250 to 499 employees	—	X	X	X
	Establishments with 500 to 999 employees	—	X	X	X
	Establishments with 1,000 employees or more	—	X	X	X

See footnotes at end of table.

Table 5. Establishments, Employees, and Payroll by Industry and Employment Size of Establishments by County: 2004—Con.

[Excludes most government employees, railroad employees, and self-employed persons. Size class 1 to 4 employees includes establishments having payroll, but no employees, during mid-March pay period. For meaning of abbreviations and symbols, see introductory text. For explanation of terms, see Appendix A. For statement on reliability, see the note at the end of the table and Appendix C]

NAICS code	Geography, kind of business, and employment size class	Establishments (number)	Paid employees for pay period including March 12 (number)	First-quarter payroll (\$1,000)	Annual payroll (\$1,000)
	BERGEN—Con.				
31-33	Manufacturing—Con.				
334	Computer and electronic product manufacturing—Con.				
3345	Navigational, measuring, electromedical, and control instruments manufacturing—Con.				
33451	Navigational, measuring, electromedical, and control instruments manufacturing—Con.				
334519	Other measuring and controlling device manufacturing				
	All establishments	4	135	1 823	5 907
	Establishments with 1 to 4 employees	—	X	X	X
	Establishments with 5 to 9 employees	1	X	X	X
	Establishments with 10 to 19 employees	1	X	X	X
	Establishments with 20 to 49 employees	1	X	X	X
	Establishments with 50 to 99 employees	1	X	X	X
	Establishments with 100 to 249 employees	—	X	X	X
	Establishments with 250 to 499 employees	—	X	X	X
	Establishments with 500 to 999 employees	—	X	X	X
	Establishments with 1,000 employees or more	—	X	X	X
3346	Manufacturing and reproducing magnetic and optical media				
	All establishments	5	156	1 010	4 738
	Establishments with 1 to 4 employees	1	X	X	X
	Establishments with 5 to 9 employees	—	X	X	X
	Establishments with 10 to 19 employees	2	X	X	X
	Establishments with 20 to 49 employees	1	X	X	X
	Establishments with 50 to 99 employees	—	X	X	X
	Establishments with 100 to 249 employees	1	X	X	X
	Establishments with 250 to 499 employees	—	X	X	X
	Establishments with 500 to 999 employees	—	X	X	X
	Establishments with 1,000 employees or more	—	X	X	X
33461	Manufacturing and reproducing magnetic and optical media				
	All establishments	5	156	1 010	4 738
	Establishments with 1 to 4 employees	1	X	X	X
	Establishments with 5 to 9 employees	—	X	X	X
	Establishments with 10 to 19 employees	2	X	X	X
	Establishments with 20 to 49 employees	1	X	X	X
	Establishments with 50 to 99 employees	—	X	X	X
	Establishments with 100 to 249 employees	1	X	X	X
	Establishments with 250 to 499 employees	—	X	X	X
	Establishments with 500 to 999 employees	—	X	X	X
	Establishments with 1,000 employees or more	—	X	X	X
334612	Prerecorded compact disc (except software), tape, and record reproducing				
	All establishments	5	156	1 010	4 738
	Establishments with 1 to 4 employees	1	X	X	X
	Establishments with 5 to 9 employees	—	X	X	X
	Establishments with 10 to 19 employees	2	X	X	X
	Establishments with 20 to 49 employees	1	X	X	X
	Establishments with 50 to 99 employees	—	X	X	X
	Establishments with 100 to 249 employees	1	X	X	X
	Establishments with 250 to 499 employees	—	X	X	X
	Establishments with 500 to 999 employees	—	X	X	X
	Establishments with 1,000 employees or more	—	X	X	X
335	Electrical equipment, appliance, and component manufacturing				
	All establishments	41	1 459	14 435	67 288
	Establishments with 1 to 4 employees	15	X	X	X
	Establishments with 5 to 9 employees	4	X	X	X
	Establishments with 10 to 19 employees	8	X	X	X
	Establishments with 20 to 49 employees	7	X	X	X
	Establishments with 50 to 99 employees	3	X	X	X
	Establishments with 100 to 249 employees	3	X	X	X
	Establishments with 250 to 499 employees	1	X	X	X
	Establishments with 500 to 999 employees	—	X	X	X
	Establishments with 1,000 employees or more	—	X	X	X
3351	Electric lighting equipment manufacturing				
	All establishments	12	496	4 727	24 915
	Establishments with 1 to 4 employees	4	X	X	X
	Establishments with 5 to 9 employees	1	X	X	X
	Establishments with 10 to 19 employees	2	X	X	X
	Establishments with 20 to 49 employees	2	X	X	X
	Establishments with 50 to 99 employees	1	X	X	X
	Establishments with 100 to 249 employees	2	X	X	X
	Establishments with 250 to 499 employees	—	X	X	X
	Establishments with 500 to 999 employees	—	X	X	X
	Establishments with 1,000 employees or more	—	X	X	X
33512	Lighting fixture manufacturing				

See footnotes at end of table.

Table 5. Establishments, Employees, and Payroll by Industry and Employment Size of Establishments by County: 2004—Con.

[Excludes most government employees, railroad employees, and self-employed persons. Size class 1 to 4 employees includes establishments having payroll, but no employees, during mid-March pay period. For meaning of abbreviations and symbols, see introductory text. For explanation of terms, see Appendix A. For statement on reliability, see the note at the end of the table and Appendix C]

NAICS code	Geography, kind of business, and employment size class	Establishments (number)	Paid employees for pay period including March 12 (number)	First-quarter payroll (\$1,000)	Annual payroll (\$1,000)
	BERGEN—Con.				
31-33	Manufacturing—Con.				
335	Electrical equipment, appliance, and component manufacturing—Con.				
3351	Electric lighting equipment manufacturing—Con.				
33512	Lighting fixture manufacturing—Con.				
	All establishments	12	496	4 727	24 915
	Establishments with 1 to 4 employees	4	X	X	X
	Establishments with 5 to 9 employees	1	X	X	X
	Establishments with 10 to 19 employees	2	X	X	X
	Establishments with 20 to 49 employees	2	X	X	X
	Establishments with 50 to 99 employees	1	X	X	X
	Establishments with 100 to 249 employees	2	X	X	X
	Establishments with 250 to 499 employees	—	X	X	X
	Establishments with 500 to 999 employees	—	X	X	X
	Establishments with 1,000 employees or more	—	X	X	X
335122	Commercial, industrial, and institutional electric lighting fixture manufacturing				
	All establishments	6	e	D	D
	Establishments with 1 to 4 employees	2	X	X	X
	Establishments with 5 to 9 employees	—	X	X	X
	Establishments with 10 to 19 employees	1	X	X	X
	Establishments with 20 to 49 employees	1	X	X	X
	Establishments with 50 to 99 employees	1	X	X	X
	Establishments with 100 to 249 employees	1	X	X	X
	Establishments with 250 to 499 employees	—	X	X	X
	Establishments with 500 to 999 employees	—	X	X	X
	Establishments with 1,000 employees or more	—	X	X	X
335129	Other lighting equipment manufacturing				
	All establishments	4	c	D	D
	Establishments with 1 to 4 employees	1	X	X	X
	Establishments with 5 to 9 employees	—	X	X	X
	Establishments with 10 to 19 employees	1	X	X	X
	Establishments with 20 to 49 employees	1	X	X	X
	Establishments with 50 to 99 employees	—	X	X	X
	Establishments with 100 to 249 employees	1	X	X	X
	Establishments with 250 to 499 employees	—	X	X	X
	Establishments with 500 to 999 employees	—	X	X	X
	Establishments with 1,000 employees or more	—	X	X	X
3353	Electrical equipment manufacturing				
	All establishments	11	416	5 028	22 102
	Establishments with 1 to 4 employees	4	X	X	X
	Establishments with 5 to 9 employees	1	X	X	X
	Establishments with 10 to 19 employees	3	X	X	X
	Establishments with 20 to 49 employees	2	X	X	X
	Establishments with 50 to 99 employees	—	X	X	X
	Establishments with 100 to 249 employees	—	X	X	X
	Establishments with 250 to 499 employees	1	X	X	X
	Establishments with 500 to 999 employees	—	X	X	X
	Establishments with 1,000 employees or more	—	X	X	X
33531	Electrical equipment manufacturing				
	All establishments	11	416	5 028	22 102
	Establishments with 1 to 4 employees	4	X	X	X
	Establishments with 5 to 9 employees	1	X	X	X
	Establishments with 10 to 19 employees	3	X	X	X
	Establishments with 20 to 49 employees	2	X	X	X
	Establishments with 50 to 99 employees	—	X	X	X
	Establishments with 100 to 249 employees	—	X	X	X
	Establishments with 250 to 499 employees	1	X	X	X
	Establishments with 500 to 999 employees	—	X	X	X
	Establishments with 1,000 employees or more	—	X	X	X
335314	Relay and industrial control manufacturing				
	All establishments	5	e	D	D
	Establishments with 1 to 4 employees	2	X	X	X
	Establishments with 5 to 9 employees	—	X	X	X
	Establishments with 10 to 19 employees	2	X	X	X
	Establishments with 20 to 49 employees	—	X	X	X
	Establishments with 50 to 99 employees	—	X	X	X
	Establishments with 100 to 249 employees	—	X	X	X
	Establishments with 250 to 499 employees	1	X	X	X
	Establishments with 500 to 999 employees	—	X	X	X
	Establishments with 1,000 employees or more	—	X	X	X
3359	Other electrical equipment and component manufacturing				
	All establishments	17	f	D	D
	Establishments with 1 to 4 employees	6	X	X	X
	Establishments with 5 to 9 employees	2	X	X	X
	Establishments with 10 to 19 employees	3	X	X	X
	Establishments with 20 to 49 employees	3	X	X	X
	Establishments with 50 to 99 employees	2	X	X	X
	Establishments with 100 to 249 employees	1	X	X	X
	Establishments with 250 to 499 employees	—	X	X	X
	Establishments with 500 to 999 employees	—	X	X	X
	Establishments with 1,000 employees or more	—	X	X	X

See footnotes at end of table.

Table 5. Establishments, Employees, and Payroll by Industry and Employment Size of Establishments by County: 2004—Con.

[Excludes most government employees, railroad employees, and self-employed persons. Size class 1 to 4 employees includes establishments having payroll, but no employees, during mid-March pay period. For meaning of abbreviations and symbols, see introductory text. For explanation of terms, see Appendix A. For statement on reliability, see the note at the end of the table and Appendix C]

NAICS code	Geography, kind of business, and employment size class	Establishments (number)	Paid employees for pay period including March 12 (number)	First-quarter payroll (\$1,000)	Annual payroll (\$1,000)
	BERGEN—Con.				
31-33	Manufacturing—Con.				
335	Electrical equipment, appliance, and component manufacturing—Con.				
3359	Other electrical equipment and component manufacturing—Con.				
33593	Wiring device manufacturing				
	All establishments	7	346	3 097	12 585
	Establishments with 1 to 4 employees	2	X	X	X
	Establishments with 5 to 9 employees	—	X	X	X
	Establishments with 10 to 19 employees	2	X	X	X
	Establishments with 20 to 49 employees	2	X	X	X
	Establishments with 50 to 99 employees	—	X	X	X
	Establishments with 100 to 249 employees	1	X	X	X
	Establishments with 250 to 499 employees	—	X	X	X
	Establishments with 500 to 999 employees	—	X	X	X
	Establishments with 1,000 employees or more	—	X	X	X
335931	Current-carrying wiring device manufacturing				
	All establishments	6	e	D	D
	Establishments with 1 to 4 employees	2	X	X	X
	Establishments with 5 to 9 employees	—	X	X	X
	Establishments with 10 to 19 employees	2	X	X	X
	Establishments with 20 to 49 employees	1	X	X	X
	Establishments with 50 to 99 employees	—	X	X	X
	Establishments with 100 to 249 employees	1	X	X	X
	Establishments with 250 to 499 employees	—	X	X	X
	Establishments with 500 to 999 employees	—	X	X	X
	Establishments with 1,000 employees or more	—	X	X	X
33599	All other electrical equipment and component manufacturing				
	All establishments	8	c	D	D
	Establishments with 1 to 4 employees	3	X	X	X
	Establishments with 5 to 9 employees	2	X	X	X
	Establishments with 10 to 19 employees	1	X	X	X
	Establishments with 20 to 49 employees	1	X	X	X
	Establishments with 50 to 99 employees	1	X	X	X
	Establishments with 100 to 249 employees	—	X	X	X
	Establishments with 250 to 499 employees	—	X	X	X
	Establishments with 500 to 999 employees	—	X	X	X
	Establishments with 1,000 employees or more	—	X	X	X
335999	All other miscellaneous electrical equipment and component manufacturing				
	All establishments	8	c	D	D
	Establishments with 1 to 4 employees	3	X	X	X
	Establishments with 5 to 9 employees	2	X	X	X
	Establishments with 10 to 19 employees	1	X	X	X
	Establishments with 20 to 49 employees	1	X	X	X
	Establishments with 50 to 99 employees	1	X	X	X
	Establishments with 100 to 249 employees	—	X	X	X
	Establishments with 250 to 499 employees	—	X	X	X
	Establishments with 500 to 999 employees	—	X	X	X
	Establishments with 1,000 employees or more	—	X	X	X
336	Transportation equipment manufacturing				
	All establishments	18	1 035	8 915	37 506
	Establishments with 1 to 4 employees	5	X	X	X
	Establishments with 5 to 9 employees	2	X	X	X
	Establishments with 10 to 19 employees	1	X	X	X
	Establishments with 20 to 49 employees	5	X	X	X
	Establishments with 50 to 99 employees	1	X	X	X
	Establishments with 100 to 249 employees	3	X	X	X
	Establishments with 250 to 499 employees	1	X	X	X
	Establishments with 500 to 999 employees	—	X	X	X
	Establishments with 1,000 employees or more	—	X	X	X
3363	Motor vehicle parts manufacturing				
	All establishments	8	471	4 031	17 207
	Establishments with 1 to 4 employees	—	X	X	X
	Establishments with 5 to 9 employees	1	X	X	X
	Establishments with 10 to 19 employees	1	X	X	X
	Establishments with 20 to 49 employees	3	X	X	X
	Establishments with 50 to 99 employees	1	X	X	X
	Establishments with 100 to 249 employees	2	X	X	X
	Establishments with 250 to 499 employees	—	X	X	X
	Establishments with 500 to 999 employees	—	X	X	X
	Establishments with 1,000 employees or more	—	X	X	X
33631	Motor vehicle gasoline engine and engine parts manufacturing				
	All establishments	1	c	D	D
	Establishments with 1 to 4 employees	—	X	X	X
	Establishments with 5 to 9 employees	—	X	X	X
	Establishments with 10 to 19 employees	—	X	X	X
	Establishments with 20 to 49 employees	—	X	X	X
	Establishments with 50 to 99 employees	—	X	X	X
	Establishments with 100 to 249 employees	1	X	X	X
	Establishments with 250 to 499 employees	—	X	X	X
	Establishments with 500 to 999 employees	—	X	X	X
	Establishments with 1,000 employees or more	—	X	X	X

See footnotes at end of table.

Table 5. Establishments, Employees, and Payroll by Industry and Employment Size of Establishments by County: 2004—Con.

[Excludes most government employees, railroad employees, and self-employed persons. Size class 1 to 4 employees includes establishments having payroll, but no employees, during mid-March pay period. For meaning of abbreviations and symbols, see introductory text. For explanation of terms, see Appendix A. For statement on reliability, see the note at the end of the table and Appendix C]

NAICS code	Geography, kind of business, and employment size class	Establishments (number)	Paid employees for pay period including March 12 (number)	First-quarter payroll (\$1,000)	Annual payroll (\$1,000)
BERGEN—Con.					
31-33	Manufacturing—Con.				
336	Transportation equipment manufacturing—Con.				
3363	Motor vehicle parts manufacturing—Con.				
33631	Motor vehicle gasoline engine and engine parts manufacturing—Con.				
336312	Gasoline engine and engine parts manufacturing				
	All establishments	1	c	D	D
	Establishments with 1 to 4 employees	—	X	X	X
	Establishments with 5 to 9 employees	—	X	X	X
	Establishments with 10 to 19 employees	—	X	X	X
	Establishments with 20 to 49 employees	—	X	X	X
	Establishments with 50 to 99 employees	—	X	X	X
	Establishments with 100 to 249 employees	1	X	X	X
	Establishments with 250 to 499 employees	—	X	X	X
	Establishments with 500 to 999 employees	—	X	X	X
	Establishments with 1,000 employees or more	—	X	X	X
33632	Motor vehicle electrical and electronic equipment manufacturing				
	All establishments	4	225	2 047	7 606
	Establishments with 1 to 4 employees	—	X	X	X
	Establishments with 5 to 9 employees	1	X	X	X
	Establishments with 10 to 19 employees	1	X	X	X
	Establishments with 20 to 49 employees	—	X	X	X
	Establishments with 50 to 99 employees	1	X	X	X
	Establishments with 100 to 249 employees	1	X	X	X
	Establishments with 250 to 499 employees	—	X	X	X
	Establishments with 500 to 999 employees	—	X	X	X
	Establishments with 1,000 employees or more	—	X	X	X
336322	Other motor vehicle electrical and electronic equipment manufacturing				
	All establishments	4	225	2 047	7 606
	Establishments with 1 to 4 employees	—	X	X	X
	Establishments with 5 to 9 employees	1	X	X	X
	Establishments with 10 to 19 employees	1	X	X	X
	Establishments with 20 to 49 employees	—	X	X	X
	Establishments with 50 to 99 employees	1	X	X	X
	Establishments with 100 to 249 employees	1	X	X	X
	Establishments with 250 to 499 employees	—	X	X	X
	Establishments with 500 to 999 employees	—	X	X	X
	Establishments with 1,000 employees or more	—	X	X	X
3364	Aerospace product and parts manufacturing				
	All establishments	4	f	D	D
	Establishments with 1 to 4 employees	1	X	X	X
	Establishments with 5 to 9 employees	—	X	X	X
	Establishments with 10 to 19 employees	—	X	X	X
	Establishments with 20 to 49 employees	1	X	X	X
	Establishments with 50 to 99 employees	—	X	X	X
	Establishments with 100 to 249 employees	1	X	X	X
	Establishments with 250 to 499 employees	1	X	X	X
	Establishments with 500 to 999 employees	—	X	X	X
	Establishments with 1,000 employees or more	—	X	X	X
33641	Aerospace product and parts manufacturing				
	All establishments	4	f	D	D
	Establishments with 1 to 4 employees	1	X	X	X
	Establishments with 5 to 9 employees	—	X	X	X
	Establishments with 10 to 19 employees	—	X	X	X
	Establishments with 20 to 49 employees	1	X	X	X
	Establishments with 50 to 99 employees	—	X	X	X
	Establishments with 100 to 249 employees	1	X	X	X
	Establishments with 250 to 499 employees	1	X	X	X
	Establishments with 500 to 999 employees	—	X	X	X
	Establishments with 1,000 employees or more	—	X	X	X
336412	Aircraft engine and engine parts manufacturing				
	All establishments	1	e	D	D
	Establishments with 1 to 4 employees	—	X	X	X
	Establishments with 5 to 9 employees	—	X	X	X
	Establishments with 10 to 19 employees	—	X	X	X
	Establishments with 20 to 49 employees	—	X	X	X
	Establishments with 50 to 99 employees	—	X	X	X
	Establishments with 100 to 249 employees	—	X	X	X
	Establishments with 250 to 499 employees	1	X	X	X
	Establishments with 500 to 999 employees	—	X	X	X
	Establishments with 1,000 employees or more	—	X	X	X
336413	Other aircraft parts and auxiliary equipment manufacturing				
	All establishments	1	c	D	D
	Establishments with 1 to 4 employees	—	X	X	X
	Establishments with 5 to 9 employees	—	X	X	X
	Establishments with 10 to 19 employees	—	X	X	X
	Establishments with 20 to 49 employees	—	X	X	X
	Establishments with 50 to 99 employees	—	X	X	X
	Establishments with 100 to 249 employees	1	X	X	X
	Establishments with 250 to 499 employees	—	X	X	X
	Establishments with 500 to 999 employees	—	X	X	X

See footnotes at end of table.

Table 5. Establishments, Employees, and Payroll by Industry and Employment Size of Establishments by County: 2004—Con.

[Excludes most government employees, railroad employees, and self-employed persons. Size class 1 to 4 employees includes establishments having payroll, but no employees, during mid-March pay period. For meaning of abbreviations and symbols, see introductory text. For explanation of terms, see Appendix A. For statement on reliability, see the note at the end of the table and Appendix C]

NAICS code	Geography, kind of business, and employment size class	Establishments (number)	Paid employees for pay period including March 12 (number)	First-quarter payroll (\$1,000)	Annual payroll (\$1,000)
	BERGEN—Con.				
31-33	Manufacturing—Con.				
336	Transportation equipment manufacturing—Con.				
3364	Aerospace product and parts manufacturing—Con.				
33641	Aerospace product and parts manufacturing—Con.				
336413	Other aircraft parts and auxiliary equipment manufacturing—Con.				
	All establishments—Con.				
	Establishments with 1,000 employees or more	—	X	X	X
337	Furniture and related product manufacturing				
	All establishments	79	841	6 918	31 982
	Establishments with 1 to 4 employees	40	X	X	X
	Establishments with 5 to 9 employees	17	X	X	X
	Establishments with 10 to 19 employees	7	X	X	X
	Establishments with 20 to 49 employees	13	X	X	X
	Establishments with 50 to 99 employees	2	X	X	X
	Establishments with 100 to 249 employees	—	X	X	X
	Establishments with 250 to 499 employees	—	X	X	X
	Establishments with 500 to 999 employees	—	X	X	X
	Establishments with 1,000 employees or more	—	X	X	X
3371	Household and institutional furniture and kitchen cabinet manufacturing				
	All establishments	56	526	4 246	18 816
	Establishments with 1 to 4 employees	32	X	X	X
	Establishments with 5 to 9 employees	11	X	X	X
	Establishments with 10 to 19 employees	5	X	X	X
	Establishments with 20 to 49 employees	7	X	X	X
	Establishments with 50 to 99 employees	1	X	X	X
	Establishments with 100 to 249 employees	—	X	X	X
	Establishments with 250 to 499 employees	—	X	X	X
	Establishments with 500 to 999 employees	—	X	X	X
	Establishments with 1,000 employees or more	—	X	X	X
33711	Wood kitchen cabinet and countertop manufacturing				
	All establishments	31	189	1 644	7 563
	Establishments with 1 to 4 employees	19	X	X	X
	Establishments with 5 to 9 employees	7	X	X	X
	Establishments with 10 to 19 employees	4	X	X	X
	Establishments with 20 to 49 employees	1	X	X	X
	Establishments with 50 to 99 employees	—	X	X	X
	Establishments with 100 to 249 employees	—	X	X	X
	Establishments with 250 to 499 employees	—	X	X	X
	Establishments with 500 to 999 employees	—	X	X	X
	Establishments with 1,000 employees or more	—	X	X	X
337110	Wood kitchen cabinet and countertop manufacturing				
	All establishments	31	189	1 644	7 563
	Establishments with 1 to 4 employees	19	X	X	X
	Establishments with 5 to 9 employees	7	X	X	X
	Establishments with 10 to 19 employees	4	X	X	X
	Establishments with 20 to 49 employees	1	X	X	X
	Establishments with 50 to 99 employees	—	X	X	X
	Establishments with 100 to 249 employees	—	X	X	X
	Establishments with 250 to 499 employees	—	X	X	X
	Establishments with 500 to 999 employees	—	X	X	X
	Establishments with 1,000 employees or more	—	X	X	X
33712	Household and institutional furniture manufacturing				
	All establishments	25	337	2 602	11 253
	Establishments with 1 to 4 employees	13	X	X	X
	Establishments with 5 to 9 employees	4	X	X	X
	Establishments with 10 to 19 employees	1	X	X	X
	Establishments with 20 to 49 employees	6	X	X	X
	Establishments with 50 to 99 employees	1	X	X	X
	Establishments with 100 to 249 employees	—	X	X	X
	Establishments with 250 to 499 employees	—	X	X	X
	Establishments with 500 to 999 employees	—	X	X	X
	Establishments with 1,000 employees or more	—	X	X	X
337121	Upholstered household furniture manufacturing				
	All establishments	5	110	946	3 977
	Establishments with 1 to 4 employees	2	X	X	X
	Establishments with 5 to 9 employees	—	X	X	X
	Establishments with 10 to 19 employees	—	X	X	X
	Establishments with 20 to 49 employees	3	X	X	X
	Establishments with 50 to 99 employees	—	X	X	X
	Establishments with 100 to 249 employees	—	X	X	X
	Establishments with 250 to 499 employees	—	X	X	X
	Establishments with 500 to 999 employees	—	X	X	X
	Establishments with 1,000 employees or more	—	X	X	X

See footnotes at end of table.

Table 5. Establishments, Employees, and Payroll by Industry and Employment Size of Establishments by County: 2004—Con.

[Excludes most government employees, railroad employees, and self-employed persons. Size class 1 to 4 employees includes establishments having payroll, but no employees, during mid-March pay period. For meaning of abbreviations and symbols, see introductory text. For explanation of terms, see Appendix A. For statement on reliability, see the note at the end of the table and Appendix C]

NAICS code	Geography, kind of business, and employment size class	Establishments (number)	Paid employees for pay period including March 12 (number)	First-quarter payroll (\$1,000)	Annual payroll (\$1,000)
BERGEN—Con.					
31-33	Manufacturing—Con.				
337	Furniture and related product manufacturing—Con.				
3371	Household and institutional furniture and kitchen cabinet manufacturing—Con.				
33712	Household and institutional furniture manufacturing—Con.				
337127	Institutional furniture manufacturing				
	All establishments	4	114	831	3 979
	Establishments with 1 to 4 employees	1	X	X	X
	Establishments with 5 to 9 employees	—	X	X	X
	Establishments with 10 to 19 employees	1	X	X	X
	Establishments with 20 to 49 employees	1	X	X	X
	Establishments with 50 to 99 employees	1	X	X	X
	Establishments with 100 to 249 employees	—	X	X	X
	Establishments with 250 to 499 employees	—	X	X	X
	Establishments with 500 to 999 employees	—	X	X	X
	Establishments with 1,000 employees or more	—	X	X	X
3372	Office furniture (including fixtures) manufacturing				
	All establishments	19	200	1 703	9 053
	Establishments with 1 to 4 employees	7	X	X	X
	Establishments with 5 to 9 employees	6	X	X	X
	Establishments with 10 to 19 employees	2	X	X	X
	Establishments with 20 to 49 employees	4	X	X	X
	Establishments with 50 to 99 employees	—	X	X	X
	Establishments with 100 to 249 employees	—	X	X	X
	Establishments with 250 to 499 employees	—	X	X	X
	Establishments with 500 to 999 employees	—	X	X	X
	Establishments with 1,000 employees or more	—	X	X	X
33721	Office furniture (including fixtures) manufacturing				
	All establishments	19	200	1 703	9 053
	Establishments with 1 to 4 employees	7	X	X	X
	Establishments with 5 to 9 employees	6	X	X	X
	Establishments with 10 to 19 employees	2	X	X	X
	Establishments with 20 to 49 employees	4	X	X	X
	Establishments with 50 to 99 employees	—	X	X	X
	Establishments with 100 to 249 employees	—	X	X	X
	Establishments with 250 to 499 employees	—	X	X	X
	Establishments with 500 to 999 employees	—	X	X	X
	Establishments with 1,000 employees or more	—	X	X	X
3379	Other furniture related product manufacturing				
	All establishments	4	115	969	4 113
	Establishments with 1 to 4 employees	1	X	X	X
	Establishments with 5 to 9 employees	—	X	X	X
	Establishments with 10 to 19 employees	—	X	X	X
	Establishments with 20 to 49 employees	2	X	X	X
	Establishments with 50 to 99 employees	1	X	X	X
	Establishments with 100 to 249 employees	—	X	X	X
	Establishments with 250 to 499 employees	—	X	X	X
	Establishments with 500 to 999 employees	—	X	X	X
	Establishments with 1,000 employees or more	—	X	X	X
339	Miscellaneous manufacturing				
	All establishments	148	6 042	115 391	419 630
	Establishments with 1 to 4 employees	57	X	X	X
	Establishments with 5 to 9 employees	23	X	X	X
	Establishments with 10 to 19 employees	24	X	X	X
	Establishments with 20 to 49 employees	18	X	X	X
	Establishments with 50 to 99 employees	16	X	X	X
	Establishments with 100 to 249 employees	7	X	X	X
	Establishments with 250 to 499 employees	2	X	X	X
	Establishments with 500 to 999 employees	—	X	X	X
	Establishments with 1,000 employees or more	1	X	X	X
3391	Medical equipment and supplies manufacturing				
	All establishments	68	3 805	93 558	330 484
	Establishments with 1 to 4 employees	26	X	X	X
	Establishments with 5 to 9 employees	15	X	X	X
	Establishments with 10 to 19 employees	12	X	X	X
	Establishments with 20 to 49 employees	5	X	X	X
	Establishments with 50 to 99 employees	4	X	X	X
	Establishments with 100 to 249 employees	4	X	X	X
	Establishments with 250 to 499 employees	1	X	X	X
	Establishments with 500 to 999 employees	—	X	X	X
	Establishments with 1,000 employees or more	1	X	X	X
33911	Medical equipment and supplies manufacturing				
	All establishments	68	3 805	93 558	330 484
	Establishments with 1 to 4 employees	26	X	X	X
	Establishments with 5 to 9 employees	15	X	X	X
	Establishments with 10 to 19 employees	12	X	X	X
	Establishments with 20 to 49 employees	5	X	X	X
	Establishments with 50 to 99 employees	4	X	X	X
	Establishments with 100 to 249 employees	4	X	X	X
	Establishments with 250 to 499 employees	1	X	X	X
	Establishments with 500 to 999 employees	—	X	X	X

See footnotes at end of table.

Table 5. Establishments, Employees, and Payroll by Industry and Employment Size of Establishments by County: 2004—Con.

[Excludes most government employees, railroad employees, and self-employed persons. Size class 1 to 4 employees includes establishments having payroll, but no employees, during mid-March pay period. For meaning of abbreviations and symbols, see introductory text. For explanation of terms, see Appendix A. For statement on reliability, see the note at the end of the table and Appendix C]

NAICS code	Geography, kind of business, and employment size class	Establishments (number)	Paid employees for pay period including March 12 (number)	First-quarter payroll (\$1,000)	Annual payroll (\$1,000)
	BERGEN—Con.				
31-33	Manufacturing—Con.				
339	Miscellaneous manufacturing—Con.				
3391	Medical equipment and supplies manufacturing—Con.				
33911	Medical equipment and supplies manufacturing—Con.				
	All establishments—Con.				
	Establishments with 1,000 employees or more	1	X	X	X
339111	Laboratory apparatus and furniture manufacturing				
	All establishments	4	457	4 650	19 668
	Establishments with 1 to 4 employees	—	X	X	X
	Establishments with 5 to 9 employees	—	X	X	X
	Establishments with 10 to 19 employees	2	X	X	X
	Establishments with 20 to 49 employees	—	X	X	X
	Establishments with 50 to 99 employees	1	X	X	X
	Establishments with 100 to 249 employees	—	X	X	X
	Establishments with 250 to 499 employees	1	X	X	X
	Establishments with 500 to 999 employees	—	X	X	X
	Establishments with 1,000 employees or more	—	X	X	X
339112	Surgical and medical instrument manufacturing				
	All establishments	7	434	6 186	26 451
	Establishments with 1 to 4 employees	—	X	X	X
	Establishments with 5 to 9 employees	2	X	X	X
	Establishments with 10 to 19 employees	2	X	X	X
	Establishments with 20 to 49 employees	1	X	X	X
	Establishments with 50 to 99 employees	—	X	X	X
	Establishments with 100 to 249 employees	2	X	X	X
	Establishments with 250 to 499 employees	—	X	X	X
	Establishments with 500 to 999 employees	—	X	X	X
	Establishments with 1,000 employees or more	—	X	X	X
339113	Surgical appliance and supplies manufacturing				
	All establishments	12	2 537	79 558	269 631
	Establishments with 1 to 4 employees	1	X	X	X
	Establishments with 5 to 9 employees	1	X	X	X
	Establishments with 10 to 19 employees	3	X	X	X
	Establishments with 20 to 49 employees	2	X	X	X
	Establishments with 50 to 99 employees	3	X	X	X
	Establishments with 100 to 249 employees	1	X	X	X
	Establishments with 250 to 499 employees	—	X	X	X
	Establishments with 500 to 999 employees	—	X	X	X
	Establishments with 1,000 employees or more	1	X	X	X
339114	Dental equipment and supplies manufacturing				
	All establishments	8	198	1 669	7 332
	Establishments with 1 to 4 employees	1	X	X	X
	Establishments with 5 to 9 employees	3	X	X	X
	Establishments with 10 to 19 employees	2	X	X	X
	Establishments with 20 to 49 employees	1	X	X	X
	Establishments with 50 to 99 employees	—	X	X	X
	Establishments with 100 to 249 employees	1	X	X	X
	Establishments with 250 to 499 employees	—	X	X	X
	Establishments with 500 to 999 employees	—	X	X	X
	Establishments with 1,000 employees or more	—	X	X	X
339116	Dental laboratories				
	All establishments	35	c	D	D
	Establishments with 1 to 4 employees	23	X	X	X
	Establishments with 5 to 9 employees	8	X	X	X
	Establishments with 10 to 19 employees	3	X	X	X
	Establishments with 20 to 49 employees	1	X	X	X
	Establishments with 50 to 99 employees	—	X	X	X
	Establishments with 100 to 249 employees	—	X	X	X
	Establishments with 250 to 499 employees	—	X	X	X
	Establishments with 500 to 999 employees	—	X	X	X
	Establishments with 1,000 employees or more	—	X	X	X
3399	Other miscellaneous manufacturing				
	All establishments	80	2 237	21 833	89 146
	Establishments with 1 to 4 employees	31	X	X	X
	Establishments with 5 to 9 employees	8	X	X	X
	Establishments with 10 to 19 employees	12	X	X	X
	Establishments with 20 to 49 employees	13	X	X	X
	Establishments with 50 to 99 employees	12	X	X	X
	Establishments with 100 to 249 employees	3	X	X	X
	Establishments with 250 to 499 employees	1	X	X	X
	Establishments with 500 to 999 employees	—	X	X	X
	Establishments with 1,000 employees or more	—	X	X	X

See footnotes at end of table.

Table 5. Establishments, Employees, and Payroll by Industry and Employment Size of Establishments by County: 2004—Con.

[Excludes most government employees, railroad employees, and self-employed persons. Size class 1 to 4 employees includes establishments having payroll, but no employees, during mid-March pay period. For meaning of abbreviations and symbols, see introductory text. For explanation of terms, see Appendix A. For statement on reliability, see the note at the end of the table and Appendix C]

NAICS code	Geography, kind of business, and employment size class	Establishments (number)	Paid employees for pay period including March 12 (number)	First-quarter payroll (\$1,000)	Annual payroll (\$1,000)
	BERGEN—Con.				
31-33	Manufacturing—Con.				
339	Miscellaneous manufacturing—Con.				
3399	Other miscellaneous manufacturing—Con.				
33991	Jewelry and silverware manufacturing				
	All establishments	15	389	3 260	14 707
	Establishments with 1 to 4 employees	5	X	X	X
	Establishments with 5 to 9 employees	3	X	X	X
	Establishments with 10 to 19 employees	3	X	X	X
	Establishments with 20 to 49 employees	1	X	X	X
	Establishments with 50 to 99 employees	2	X	X	X
	Establishments with 100 to 249 employees	1	X	X	X
	Establishments with 250 to 499 employees	—	X	X	X
	Establishments with 500 to 999 employees	—	X	X	X
	Establishments with 1,000 employees or more	—	X	X	X
339911	Jewelry (except costume) manufacturing				
	All establishments	9	c	D	D
	Establishments with 1 to 4 employees	2	X	X	X
	Establishments with 5 to 9 employees	2	X	X	X
	Establishments with 10 to 19 employees	3	X	X	X
	Establishments with 20 to 49 employees	1	X	X	X
	Establishments with 50 to 99 employees	—	X	X	X
	Establishments with 100 to 249 employees	1	X	X	X
	Establishments with 250 to 499 employees	—	X	X	X
	Establishments with 500 to 999 employees	—	X	X	X
	Establishments with 1,000 employees or more	—	X	X	X
339913	Jewelers' material and lapidary work manufacturing				
	All establishments	3	c	D	D
	Establishments with 1 to 4 employees	1	X	X	X
	Establishments with 5 to 9 employees	—	X	X	X
	Establishments with 10 to 19 employees	—	X	X	X
	Establishments with 20 to 49 employees	—	X	X	X
	Establishments with 50 to 99 employees	2	X	X	X
	Establishments with 100 to 249 employees	—	X	X	X
	Establishments with 250 to 499 employees	—	X	X	X
	Establishments with 500 to 999 employees	—	X	X	X
	Establishments with 1,000 employees or more	—	X	X	X
33992	Sporting and athletic goods manufacturing				
	All establishments	4	108	488	1 791
	Establishments with 1 to 4 employees	1	X	X	X
	Establishments with 5 to 9 employees	—	X	X	X
	Establishments with 10 to 19 employees	2	X	X	X
	Establishments with 20 to 49 employees	—	X	X	X
	Establishments with 50 to 99 employees	1	X	X	X
	Establishments with 100 to 249 employees	—	X	X	X
	Establishments with 250 to 499 employees	—	X	X	X
	Establishments with 500 to 999 employees	—	X	X	X
	Establishments with 1,000 employees or more	—	X	X	X
339920	Sporting and athletic goods manufacturing				
	All establishments	4	108	488	1 791
	Establishments with 1 to 4 employees	1	X	X	X
	Establishments with 5 to 9 employees	—	X	X	X
	Establishments with 10 to 19 employees	2	X	X	X
	Establishments with 20 to 49 employees	—	X	X	X
	Establishments with 50 to 99 employees	1	X	X	X
	Establishments with 100 to 249 employees	—	X	X	X
	Establishments with 250 to 499 employees	—	X	X	X
	Establishments with 500 to 999 employees	—	X	X	X
	Establishments with 1,000 employees or more	—	X	X	X
33994	Office supplies (except paper) manufacturing				
	All establishments	8	c	D	D
	Establishments with 1 to 4 employees	3	X	X	X
	Establishments with 5 to 9 employees	—	X	X	X
	Establishments with 10 to 19 employees	2	X	X	X
	Establishments with 20 to 49 employees	3	X	X	X
	Establishments with 50 to 99 employees	—	X	X	X
	Establishments with 100 to 249 employees	—	X	X	X
	Establishments with 250 to 499 employees	—	X	X	X
	Establishments with 500 to 999 employees	—	X	X	X
	Establishments with 1,000 employees or more	—	X	X	X
33995	Sign manufacturing				
	All establishments	21	862	10 760	41 395
	Establishments with 1 to 4 employees	13	X	X	X
	Establishments with 5 to 9 employees	—	X	X	X
	Establishments with 10 to 19 employees	1	X	X	X
	Establishments with 20 to 49 employees	1	X	X	X
	Establishments with 50 to 99 employees	4	X	X	X
	Establishments with 100 to 249 employees	1	X	X	X
	Establishments with 250 to 499 employees	1	X	X	X
	Establishments with 500 to 999 employees	—	X	X	X
	Establishments with 1,000 employees or more	—	X	X	X

See footnotes at end of table.

Table 5. Establishments, Employees, and Payroll by Industry and Employment Size of Establishments by County: 2004—Con.

[Excludes most government employees, railroad employees, and self-employed persons. Size class 1 to 4 employees includes establishments having payroll, but no employees, during mid-March pay period. For meaning of abbreviations and symbols, see introductory text. For explanation of terms, see Appendix A. For statement on reliability, see the note at the end of the table and Appendix C]

NAICS code	Geography, kind of business, and employment size class	Establishments (number)	Paid employees for pay period including March 12 (number)	First-quarter payroll (\$1,000)	Annual payroll (\$1,000)
	BERGEN—Con.				
31-33	Manufacturing—Con.				
339	Miscellaneous manufacturing—Con.				
3399	Other miscellaneous manufacturing—Con.				
33995	Sign manufacturing—Con.				
339950	Sign manufacturing				
	All establishments	21	862	10 760	41 395
	Establishments with 1 to 4 employees	13	X	X	X
	Establishments with 5 to 9 employees	—	X	X	X
	Establishments with 10 to 19 employees	1	X	X	X
	Establishments with 20 to 49 employees	1	X	X	X
	Establishments with 50 to 99 employees	4	X	X	X
	Establishments with 100 to 249 employees	1	X	X	X
	Establishments with 250 to 499 employees	1	X	X	X
	Establishments with 500 to 999 employees	—	X	X	X
	Establishments with 1,000 employees or more	—	X	X	X
33999	All other miscellaneous manufacturing				
	All establishments	28	699	5 904	24 934
	Establishments with 1 to 4 employees	8	X	X	X
	Establishments with 5 to 9 employees	3	X	X	X
	Establishments with 10 to 19 employees	4	X	X	X
	Establishments with 20 to 49 employees	8	X	X	X
	Establishments with 50 to 99 employees	4	X	X	X
	Establishments with 100 to 249 employees	1	X	X	X
	Establishments with 250 to 499 employees	—	X	X	X
	Establishments with 500 to 999 employees	—	X	X	X
	Establishments with 1,000 employees or more	—	X	X	X
339991	Gasket, packing, and sealing device manufacturing				
	All establishments	7	219	1 643	7 291
	Establishments with 1 to 4 employees	—	X	X	X
	Establishments with 5 to 9 employees	—	X	X	X
	Establishments with 10 to 19 employees	3	X	X	X
	Establishments with 20 to 49 employees	3	X	X	X
	Establishments with 50 to 99 employees	1	X	X	X
	Establishments with 100 to 249 employees	—	X	X	X
	Establishments with 250 to 499 employees	—	X	X	X
	Establishments with 500 to 999 employees	—	X	X	X
	Establishments with 1,000 employees or more	—	X	X	X
339993	Fastener, button, needle, and pin manufacturing				
	All establishments	5	c	D	D
	Establishments with 1 to 4 employees	2	X	X	X
	Establishments with 5 to 9 employees	1	X	X	X
	Establishments with 10 to 19 employees	—	X	X	X
	Establishments with 20 to 49 employees	1	X	X	X
	Establishments with 50 to 99 employees	1	X	X	X
	Establishments with 100 to 249 employees	—	X	X	X
	Establishments with 250 to 499 employees	—	X	X	X
	Establishments with 500 to 999 employees	—	X	X	X
	Establishments with 1,000 employees or more	—	X	X	X
339999	All other miscellaneous manufacturing				
	All establishments	14	345	3 468	14 727
	Establishments with 1 to 4 employees	5	X	X	X
	Establishments with 5 to 9 employees	2	X	X	X
	Establishments with 10 to 19 employees	1	X	X	X
	Establishments with 20 to 49 employees	3	X	X	X
	Establishments with 50 to 99 employees	2	X	X	X
	Establishments with 100 to 249 employees	1	X	X	X
	Establishments with 250 to 499 employees	—	X	X	X
	Establishments with 500 to 999 employees	—	X	X	X
	Establishments with 1,000 employees or more	—	X	X	X
42	Wholesale trade				
	All establishments	3 622	48 263	775 192	3 188 976
	Establishments with 1 to 4 employees	2 138	X	X	X
	Establishments with 5 to 9 employees	620	X	X	X
	Establishments with 10 to 19 employees	372	X	X	X
	Establishments with 20 to 49 employees	303	X	X	X
	Establishments with 50 to 99 employees	116	X	X	X
	Establishments with 100 to 249 employees	49	X	X	X
	Establishments with 250 to 499 employees	17	X	X	X
	Establishments with 500 to 999 employees	6	X	X	X
	Establishments with 1,000 employees or more	1	X	X	X
423	Durable goods merchant wholesalers				
	All establishments	1 803	27 428	474 591	1 914 110
	Establishments with 1 to 4 employees	983	X	X	X
	Establishments with 5 to 9 employees	318	X	X	X
	Establishments with 10 to 19 employees	224	X	X	X
	Establishments with 20 to 49 employees	176	X	X	X
	Establishments with 50 to 99 employees	61	X	X	X
	Establishments with 100 to 249 employees	28	X	X	X
	Establishments with 250 to 499 employees	7	X	X	X
	Establishments with 500 to 999 employees	5	X	X	X

See footnotes at end of table.

Table 5. Establishments, Employees, and Payroll by Industry and Employment Size of Establishments by County: 2004—Con.

[Excludes most government employees, railroad employees, and self-employed persons. Size class 1 to 4 employees includes establishments having payroll, but no employees, during mid-March pay period. For meaning of abbreviations and symbols, see introductory text. For explanation of terms, see Appendix A. For statement on reliability, see the note at the end of the table and Appendix C]

NAICS code	Geography, kind of business, and employment size class	Establishments (number)	Paid employees for pay period including March 12 (number)	First-quarter payroll (\$1,000)	Annual payroll (\$1,000)
42	BERGEN—Con.				
	Wholesale trade—Con.				
423	Durable goods merchant wholesalers—Con.				
	All establishments—Con.				
	Establishments with 1,000 employees or more	1	X	X	X
4231	Motor vehicle and motor vehicle parts and supplies merchant wholesalers				
	All establishments	155	3 307	55 419	216 935
	Establishments with 1 to 4 employees	75	X	X	X
	Establishments with 5 to 9 employees	18	X	X	X
	Establishments with 10 to 19 employees	29	X	X	X
	Establishments with 20 to 49 employees	19	X	X	X
	Establishments with 50 to 99 employees	10	X	X	X
	Establishments with 100 to 249 employees	1	X	X	X
	Establishments with 250 to 499 employees	2	X	X	X
	Establishments with 500 to 999 employees	1	X	X	X
	Establishments with 1,000 employees or more	—	X	X	X
42311	Automobile and other motor vehicle merchant wholesalers				
	All establishments	53	1 306	28 724	115 583
	Establishments with 1 to 4 employees	25	X	X	X
	Establishments with 5 to 9 employees	6	X	X	X
	Establishments with 10 to 19 employees	10	X	X	X
	Establishments with 20 to 49 employees	7	X	X	X
	Establishments with 50 to 99 employees	4	X	X	X
	Establishments with 100 to 249 employees	—	X	X	X
	Establishments with 250 to 499 employees	—	X	X	X
	Establishments with 500 to 999 employees	1	X	X	X
	Establishments with 1,000 employees or more	—	X	X	X
423110	Automobile and other motor vehicle merchant wholesalers				
	All establishments	53	1 306	28 724	115 583
	Establishments with 1 to 4 employees	25	X	X	X
	Establishments with 5 to 9 employees	6	X	X	X
	Establishments with 10 to 19 employees	10	X	X	X
	Establishments with 20 to 49 employees	7	X	X	X
	Establishments with 50 to 99 employees	4	X	X	X
	Establishments with 100 to 249 employees	—	X	X	X
	Establishments with 250 to 499 employees	—	X	X	X
	Establishments with 500 to 999 employees	1	X	X	X
	Establishments with 1,000 employees or more	—	X	X	X
42312	Motor vehicle supplies and new parts merchant wholesalers				
	All establishments	87	1 877	25 272	95 942
	Establishments with 1 to 4 employees	41	X	X	X
	Establishments with 5 to 9 employees	10	X	X	X
	Establishments with 10 to 19 employees	17	X	X	X
	Establishments with 20 to 49 employees	10	X	X	X
	Establishments with 50 to 99 employees	6	X	X	X
	Establishments with 100 to 249 employees	1	X	X	X
	Establishments with 250 to 499 employees	2	X	X	X
	Establishments with 500 to 999 employees	—	X	X	X
	Establishments with 1,000 employees or more	—	X	X	X
423120	Motor vehicle supplies and new parts merchant wholesalers				
	All establishments	87	1 877	25 272	95 942
	Establishments with 1 to 4 employees	41	X	X	X
	Establishments with 5 to 9 employees	10	X	X	X
	Establishments with 10 to 19 employees	17	X	X	X
	Establishments with 20 to 49 employees	10	X	X	X
	Establishments with 50 to 99 employees	6	X	X	X
	Establishments with 100 to 249 employees	1	X	X	X
	Establishments with 250 to 499 employees	2	X	X	X
	Establishments with 500 to 999 employees	—	X	X	X
	Establishments with 1,000 employees or more	—	X	X	X
42313	Tire and tube merchant wholesalers				
	All establishments	10	110	1 339	5 013
	Establishments with 1 to 4 employees	5	X	X	X
	Establishments with 5 to 9 employees	1	X	X	X
	Establishments with 10 to 19 employees	2	X	X	X
	Establishments with 20 to 49 employees	2	X	X	X
	Establishments with 50 to 99 employees	—	X	X	X
	Establishments with 100 to 249 employees	—	X	X	X
	Establishments with 250 to 499 employees	—	X	X	X
	Establishments with 500 to 999 employees	—	X	X	X
	Establishments with 1,000 employees or more	—	X	X	X
423130	Tire and tube merchant wholesalers				
	All establishments	10	110	1 339	5 013
	Establishments with 1 to 4 employees	5	X	X	X
	Establishments with 5 to 9 employees	1	X	X	X
	Establishments with 10 to 19 employees	2	X	X	X
	Establishments with 20 to 49 employees	2	X	X	X
	Establishments with 50 to 99 employees	—	X	X	X
	Establishments with 100 to 249 employees	—	X	X	X
	Establishments with 250 to 499 employees	—	X	X	X
	Establishments with 500 to 999 employees	—	X	X	X
	Establishments with 1,000 employees or more	—	X	X	X

See footnotes at end of table.

Table 5. Establishments, Employees, and Payroll by Industry and Employment Size of Establishments by County: 2004—Con.

[Excludes most government employees, railroad employees, and self-employed persons. Size class 1 to 4 employees includes establishments having payroll, but no employees, during mid-March pay period. For meaning of abbreviations and symbols, see introductory text. For explanation of terms, see Appendix A. For statement on reliability, see the note at the end of the table and Appendix C]

NAICS code	Geography, kind of business, and employment size class	Establishments (number)	Paid employees for pay period including March 12 (number)	First-quarter payroll (\$1,000)	Annual payroll (\$1,000)
	BERGEN—Con.				
42	Wholesale trade—Con.				
423	Durable goods merchant wholesalers—Con.				
4231	Motor vehicle and motor vehicle parts and supplies merchant wholesalers—Con.				
42313	Tire and tube merchant wholesalers—Con.				
423130	Tire and tube merchant wholesalers—Con.				
	All establishments—Con.				
	Establishments with 1,000 employees or more	—	X	X	X
4232	Furniture and home furnishing merchant wholesalers				
	All establishments	130	1 776	20 947	90 304
	Establishments with 1 to 4 employees	74	X	X	X
	Establishments with 5 to 9 employees	22	X	X	X
	Establishments with 10 to 19 employees	15	X	X	X
	Establishments with 20 to 49 employees	12	X	X	X
	Establishments with 50 to 99 employees	4	X	X	X
	Establishments with 100 to 249 employees	2	X	X	X
	Establishments with 250 to 499 employees	1	X	X	X
	Establishments with 500 to 999 employees	—	X	X	X
	Establishments with 1,000 employees or more	—	X	X	X
42321	Furniture merchant wholesalers				
	All establishments	43	442	5 478	26 679
	Establishments with 1 to 4 employees	27	X	X	X
	Establishments with 5 to 9 employees	5	X	X	X
	Establishments with 10 to 19 employees	6	X	X	X
	Establishments with 20 to 49 employees	3	X	X	X
	Establishments with 50 to 99 employees	2	X	X	X
	Establishments with 100 to 249 employees	—	X	X	X
	Establishments with 250 to 499 employees	—	X	X	X
	Establishments with 500 to 999 employees	—	X	X	X
	Establishments with 1,000 employees or more	—	X	X	X
423210	Furniture merchant wholesalers				
	All establishments	43	442	5 478	26 679
	Establishments with 1 to 4 employees	27	X	X	X
	Establishments with 5 to 9 employees	5	X	X	X
	Establishments with 10 to 19 employees	6	X	X	X
	Establishments with 20 to 49 employees	3	X	X	X
	Establishments with 50 to 99 employees	2	X	X	X
	Establishments with 100 to 249 employees	—	X	X	X
	Establishments with 250 to 499 employees	—	X	X	X
	Establishments with 500 to 999 employees	—	X	X	X
	Establishments with 1,000 employees or more	—	X	X	X
42322	Home furnishing merchant wholesalers				
	All establishments	87	1 334	15 469	63 625
	Establishments with 1 to 4 employees	47	X	X	X
	Establishments with 5 to 9 employees	17	X	X	X
	Establishments with 10 to 19 employees	9	X	X	X
	Establishments with 20 to 49 employees	9	X	X	X
	Establishments with 50 to 99 employees	2	X	X	X
	Establishments with 100 to 249 employees	2	X	X	X
	Establishments with 250 to 499 employees	1	X	X	X
	Establishments with 500 to 999 employees	—	X	X	X
	Establishments with 1,000 employees or more	—	X	X	X
423220	Home furnishing merchant wholesalers				
	All establishments	87	1 334	15 469	63 625
	Establishments with 1 to 4 employees	47	X	X	X
	Establishments with 5 to 9 employees	17	X	X	X
	Establishments with 10 to 19 employees	9	X	X	X
	Establishments with 20 to 49 employees	9	X	X	X
	Establishments with 50 to 99 employees	2	X	X	X
	Establishments with 100 to 249 employees	2	X	X	X
	Establishments with 250 to 499 employees	1	X	X	X
	Establishments with 500 to 999 employees	—	X	X	X
	Establishments with 1,000 employees or more	—	X	X	X
4233	Lumber and other construction materials merchant wholesalers				
	All establishments	66	808	9 295	41 553
	Establishments with 1 to 4 employees	37	X	X	X
	Establishments with 5 to 9 employees	12	X	X	X
	Establishments with 10 to 19 employees	6	X	X	X
	Establishments with 20 to 49 employees	8	X	X	X
	Establishments with 50 to 99 employees	2	X	X	X
	Establishments with 100 to 249 employees	1	X	X	X
	Establishments with 250 to 499 employees	—	X	X	X
	Establishments with 500 to 999 employees	—	X	X	X
	Establishments with 1,000 employees or more	—	X	X	X

See footnotes at end of table.

Table 5. Establishments, Employees, and Payroll by Industry and Employment Size of Establishments by County: 2004—Con.

[Excludes most government employees, railroad employees, and self-employed persons. Size class 1 to 4 employees includes establishments having payroll, but no employees, during mid-March pay period. For meaning of abbreviations and symbols, see introductory text. For explanation of terms, see Appendix A. For statement on reliability, see the note at the end of the table and Appendix C]

NAICS code	Geography, kind of business, and employment size class	Establishments (number)	Paid employees for pay period including March 12 (number)	First-quarter payroll (\$1,000)	Annual payroll (\$1,000)
42	BERGEN—Con.				
	Wholesale trade—Con.				
423	Durable goods merchant wholesalers—Con.				
4233	Lumber and other construction materials merchant wholesalers—Con.				
42331	Lumber, plywood, millwork, and wood panel merchant wholesalers				
	All establishments	22	438	5 487	23 671
	Establishments with 1 to 4 employees	12	X	X	X
	Establishments with 5 to 9 employees	3	X	X	X
	Establishments with 10 to 19 employees	2	X	X	X
	Establishments with 20 to 49 employees	3	X	X	X
	Establishments with 50 to 99 employees	1	X	X	X
	Establishments with 100 to 249 employees	1	X	X	X
	Establishments with 250 to 499 employees	—	X	X	X
	Establishments with 500 to 999 employees	—	X	X	X
	Establishments with 1,000 employees or more	—	X	X	X
423310	Lumber, plywood, millwork, and wood panel merchant wholesalers				
	All establishments	22	438	5 487	23 671
	Establishments with 1 to 4 employees	12	X	X	X
	Establishments with 5 to 9 employees	3	X	X	X
	Establishments with 10 to 19 employees	2	X	X	X
	Establishments with 20 to 49 employees	3	X	X	X
	Establishments with 50 to 99 employees	1	X	X	X
	Establishments with 100 to 249 employees	1	X	X	X
	Establishments with 250 to 499 employees	—	X	X	X
	Establishments with 500 to 999 employees	—	X	X	X
	Establishments with 1,000 employees or more	—	X	X	X
42332	Brick, stone, and related construction material merchant wholesalers				
	All establishments	21	116	1 319	6 078
	Establishments with 1 to 4 employees	11	X	X	X
	Establishments with 5 to 9 employees	7	X	X	X
	Establishments with 10 to 19 employees	2	X	X	X
	Establishments with 20 to 49 employees	1	X	X	X
	Establishments with 50 to 99 employees	—	X	X	X
	Establishments with 100 to 249 employees	—	X	X	X
	Establishments with 250 to 499 employees	—	X	X	X
	Establishments with 500 to 999 employees	—	X	X	X
	Establishments with 1,000 employees or more	—	X	X	X
423320	Brick, stone, and related construction material merchant wholesalers				
	All establishments	21	116	1 319	6 078
	Establishments with 1 to 4 employees	11	X	X	X
	Establishments with 5 to 9 employees	7	X	X	X
	Establishments with 10 to 19 employees	2	X	X	X
	Establishments with 20 to 49 employees	1	X	X	X
	Establishments with 50 to 99 employees	—	X	X	X
	Establishments with 100 to 249 employees	—	X	X	X
	Establishments with 250 to 499 employees	—	X	X	X
	Establishments with 500 to 999 employees	—	X	X	X
	Establishments with 1,000 employees or more	—	X	X	X
42333	Roofing, siding, and insulation material merchant wholesalers				
	All establishments	10	170	1 806	8 679
	Establishments with 1 to 4 employees	3	X	X	X
	Establishments with 5 to 9 employees	2	X	X	X
	Establishments with 10 to 19 employees	2	X	X	X
	Establishments with 20 to 49 employees	2	X	X	X
	Establishments with 50 to 99 employees	1	X	X	X
	Establishments with 100 to 249 employees	—	X	X	X
	Establishments with 250 to 499 employees	—	X	X	X
	Establishments with 500 to 999 employees	—	X	X	X
	Establishments with 1,000 employees or more	—	X	X	X
423330	Roofing, siding, and insulation material merchant wholesalers				
	All establishments	10	170	1 806	8 679
	Establishments with 1 to 4 employees	3	X	X	X
	Establishments with 5 to 9 employees	2	X	X	X
	Establishments with 10 to 19 employees	2	X	X	X
	Establishments with 20 to 49 employees	2	X	X	X
	Establishments with 50 to 99 employees	1	X	X	X
	Establishments with 100 to 249 employees	—	X	X	X
	Establishments with 250 to 499 employees	—	X	X	X
	Establishments with 500 to 999 employees	—	X	X	X
	Establishments with 1,000 employees or more	—	X	X	X
4234	Professional and commercial equipment and supplies merchant wholesalers				
	All establishments	296	8 067	177 290	659 022
	Establishments with 1 to 4 employees	148	X	X	X
	Establishments with 5 to 9 employees	46	X	X	X
	Establishments with 10 to 19 employees	34	X	X	X
	Establishments with 20 to 49 employees	34	X	X	X
	Establishments with 50 to 99 employees	19	X	X	X
	Establishments with 100 to 249 employees	10	X	X	X
	Establishments with 250 to 499 employees	2	X	X	X
	Establishments with 500 to 999 employees	2	X	X	X
	Establishments with 1,000 employees or more	1	X	X	X

See footnotes at end of table.

Table 5. Establishments, Employees, and Payroll by Industry and Employment Size of Establishments by County: 2004—Con.

[Excludes most government employees, railroad employees, and self-employed persons. Size class 1 to 4 employees includes establishments having payroll, but no employees, during mid-March pay period. For meaning of abbreviations and symbols, see introductory text. For explanation of terms, see Appendix A. For statement on reliability, see the note at the end of the table and Appendix C]

NAICS code	Geography, kind of business, and employment size class	Establishments (number)	Paid employees for pay period including March 12 (number)	First-quarter payroll (\$1,000)	Annual payroll (\$1,000)
	BERGEN—Con.				
42	Wholesale trade—Con.				
423	Durable goods merchant wholesalers—Con.				
4234	Professional and commercial equipment and supplies merchant wholesalers—Con.				
42341	Photographic equipment and supplies merchant wholesalers				
	All establishments	19	795	12 520	45 091
	Establishments with 1 to 4 employees	7	X	X	X
	Establishments with 5 to 9 employees	—	X	X	X
	Establishments with 10 to 19 employees	4	X	X	X
	Establishments with 20 to 49 employees	3	X	X	X
	Establishments with 50 to 99 employees	1	X	X	X
	Establishments with 100 to 249 employees	4	X	X	X
	Establishments with 250 to 499 employees	—	X	X	X
	Establishments with 500 to 999 employees	—	X	X	X
	Establishments with 1,000 employees or more	—	X	X	X
423410	Photographic equipment and supplies merchant wholesalers				
	All establishments	19	795	12 520	45 091
	Establishments with 1 to 4 employees	7	X	X	X
	Establishments with 5 to 9 employees	—	X	X	X
	Establishments with 10 to 19 employees	4	X	X	X
	Establishments with 20 to 49 employees	3	X	X	X
	Establishments with 50 to 99 employees	1	X	X	X
	Establishments with 100 to 249 employees	4	X	X	X
	Establishments with 250 to 499 employees	—	X	X	X
	Establishments with 500 to 999 employees	—	X	X	X
	Establishments with 1,000 employees or more	—	X	X	X
42342	Office equipment merchant wholesalers				
	All establishments	49	668	8 582	39 099
	Establishments with 1 to 4 employees	24	X	X	X
	Establishments with 5 to 9 employees	11	X	X	X
	Establishments with 10 to 19 employees	6	X	X	X
	Establishments with 20 to 49 employees	5	X	X	X
	Establishments with 50 to 99 employees	2	X	X	X
	Establishments with 100 to 249 employees	1	X	X	X
	Establishments with 250 to 499 employees	—	X	X	X
	Establishments with 500 to 999 employees	—	X	X	X
	Establishments with 1,000 employees or more	—	X	X	X
423420	Office equipment merchant wholesalers				
	All establishments	49	668	8 582	39 099
	Establishments with 1 to 4 employees	24	X	X	X
	Establishments with 5 to 9 employees	11	X	X	X
	Establishments with 10 to 19 employees	6	X	X	X
	Establishments with 20 to 49 employees	5	X	X	X
	Establishments with 50 to 99 employees	2	X	X	X
	Establishments with 100 to 249 employees	1	X	X	X
	Establishments with 250 to 499 employees	—	X	X	X
	Establishments with 500 to 999 employees	—	X	X	X
	Establishments with 1,000 employees or more	—	X	X	X
42343	Computer and computer peripheral equipment and software merchant wholesalers				
	All establishments	106	3 601	83 450	317 509
	Establishments with 1 to 4 employees	52	X	X	X
	Establishments with 5 to 9 employees	22	X	X	X
	Establishments with 10 to 19 employees	10	X	X	X
	Establishments with 20 to 49 employees	10	X	X	X
	Establishments with 50 to 99 employees	8	X	X	X
	Establishments with 100 to 249 employees	1	X	X	X
	Establishments with 250 to 499 employees	1	X	X	X
	Establishments with 500 to 999 employees	1	X	X	X
	Establishments with 1,000 employees or more	1	X	X	X
423430	Computer and computer peripheral equipment and software merchant wholesalers				
	All establishments	106	3 601	83 450	317 509
	Establishments with 1 to 4 employees	52	X	X	X
	Establishments with 5 to 9 employees	22	X	X	X
	Establishments with 10 to 19 employees	10	X	X	X
	Establishments with 20 to 49 employees	10	X	X	X
	Establishments with 50 to 99 employees	8	X	X	X
	Establishments with 100 to 249 employees	1	X	X	X
	Establishments with 250 to 499 employees	1	X	X	X
	Establishments with 500 to 999 employees	1	X	X	X
	Establishments with 1,000 employees or more	1	X	X	X
42344	Other commercial equipment merchant wholesalers				
	All establishments	21	305	4 927	20 435
	Establishments with 1 to 4 employees	12	X	X	X
	Establishments with 5 to 9 employees	2	X	X	X
	Establishments with 10 to 19 employees	3	X	X	X
	Establishments with 20 to 49 employees	2	X	X	X
	Establishments with 50 to 99 employees	2	X	X	X
	Establishments with 100 to 249 employees	—	X	X	X
	Establishments with 250 to 499 employees	—	X	X	X

See footnotes at end of table.

Table 5. Establishments, Employees, and Payroll by Industry and Employment Size of Establishments by County: 2004—Con.

[Excludes most government employees, railroad employees, and self-employed persons. Size class 1 to 4 employees includes establishments having payroll, but no employees, during mid-March pay period. For meaning of abbreviations and symbols, see introductory text. For explanation of terms, see Appendix A. For statement on reliability, see the note at the end of the table and Appendix C]

NAICS code	Geography, kind of business, and employment size class	Establishments (number)	Paid employees for pay period including March 12 (number)	First-quarter payroll (\$1,000)	Annual payroll (\$1,000)
	BERGEN—Con.				
42	Wholesale trade—Con.				
423	Durable goods merchant wholesalers—Con.				
4234	Professional and commercial equipment and supplies merchant wholesalers—Con.				
42344	Other commercial equipment merchant wholesalers—Con.				
	All establishments—Con.				
	Establishments with 500 to 999 employees	—	X	X	X
	Establishments with 1,000 employees or more	—	X	X	X
423440	Other commercial equipment merchant wholesalers				
	All establishments	21	305	4 927	20 435
	Establishments with 1 to 4 employees	12	X	X	X
	Establishments with 5 to 9 employees	2	X	X	X
	Establishments with 10 to 19 employees	3	X	X	X
	Establishments with 20 to 49 employees	2	X	X	X
	Establishments with 50 to 99 employees	2	X	X	X
	Establishments with 100 to 249 employees	—	X	X	X
	Establishments with 250 to 499 employees	—	X	X	X
	Establishments with 500 to 999 employees	—	X	X	X
	Establishments with 1,000 employees or more	—	X	X	X
42345	Medical, dental, and hospital equipment and supplies merchant wholesalers				
	All establishments	62	1 900	56 778	192 371
	Establishments with 1 to 4 employees	35	X	X	X
	Establishments with 5 to 9 employees	6	X	X	X
	Establishments with 10 to 19 employees	5	X	X	X
	Establishments with 20 to 49 employees	9	X	X	X
	Establishments with 50 to 99 employees	3	X	X	X
	Establishments with 100 to 249 employees	2	X	X	X
	Establishments with 250 to 499 employees	1	X	X	X
	Establishments with 500 to 999 employees	1	X	X	X
	Establishments with 1,000 employees or more	—	X	X	X
423450	Medical, dental, and hospital equipment and supplies merchant wholesalers				
	All establishments	62	1 900	56 778	192 371
	Establishments with 1 to 4 employees	35	X	X	X
	Establishments with 5 to 9 employees	6	X	X	X
	Establishments with 10 to 19 employees	5	X	X	X
	Establishments with 20 to 49 employees	9	X	X	X
	Establishments with 50 to 99 employees	3	X	X	X
	Establishments with 100 to 249 employees	2	X	X	X
	Establishments with 250 to 499 employees	1	X	X	X
	Establishments with 500 to 999 employees	1	X	X	X
	Establishments with 1,000 employees or more	—	X	X	X
42346	Ophthalmic goods merchant wholesalers				
	All establishments	17	547	6 662	26 600
	Establishments with 1 to 4 employees	8	X	X	X
	Establishments with 5 to 9 employees	—	X	X	X
	Establishments with 10 to 19 employees	4	X	X	X
	Establishments with 20 to 49 employees	1	X	X	X
	Establishments with 50 to 99 employees	2	X	X	X
	Establishments with 100 to 249 employees	2	X	X	X
	Establishments with 250 to 499 employees	—	X	X	X
	Establishments with 500 to 999 employees	—	X	X	X
	Establishments with 1,000 employees or more	—	X	X	X
423460	Ophthalmic goods merchant wholesalers				
	All establishments	17	547	6 662	26 600
	Establishments with 1 to 4 employees	8	X	X	X
	Establishments with 5 to 9 employees	—	X	X	X
	Establishments with 10 to 19 employees	4	X	X	X
	Establishments with 20 to 49 employees	1	X	X	X
	Establishments with 50 to 99 employees	2	X	X	X
	Establishments with 100 to 249 employees	2	X	X	X
	Establishments with 250 to 499 employees	—	X	X	X
	Establishments with 500 to 999 employees	—	X	X	X
	Establishments with 1,000 employees or more	—	X	X	X
42349	Other professional equipment and supplies merchant wholesalers				
	All establishments	22	251	4 371	17 917
	Establishments with 1 to 4 employees	10	X	X	X
	Establishments with 5 to 9 employees	5	X	X	X
	Establishments with 10 to 19 employees	2	X	X	X
	Establishments with 20 to 49 employees	4	X	X	X
	Establishments with 50 to 99 employees	1	X	X	X
	Establishments with 100 to 249 employees	—	X	X	X
	Establishments with 250 to 499 employees	—	X	X	X
	Establishments with 500 to 999 employees	—	X	X	X
	Establishments with 1,000 employees or more	—	X	X	X

See footnotes at end of table.

Table 5. Establishments, Employees, and Payroll by Industry and Employment Size of Establishments by County: 2004—Con.

[Excludes most government employees, railroad employees, and self-employed persons. Size class 1 to 4 employees includes establishments having payroll, but no employees, during mid-March pay period. For meaning of abbreviations and symbols, see introductory text. For explanation of terms, see Appendix A. For statement on reliability, see the note at the end of the table and Appendix C]

NAICS code	Geography, kind of business, and employment size class	Establishments (number)	Paid employees for pay period including March 12 (number)	First-quarter payroll (\$1,000)	Annual payroll (\$1,000)
	BERGEN—Con.				
42	Wholesale trade—Con.				
423	Durable goods merchant wholesalers—Con.				
4234	Professional and commercial equipment and supplies merchant wholesalers—Con.				
42349	Other professional equipment and supplies merchant wholesalers—Con.				
423490	Other professional equipment and supplies merchant wholesalers				
	All establishments	22	251	4 371	17 917
	Establishments with 1 to 4 employees	10	X	X	X
	Establishments with 5 to 9 employees	5	X	X	X
	Establishments with 10 to 19 employees	2	X	X	X
	Establishments with 20 to 49 employees	4	X	X	X
	Establishments with 50 to 99 employees	1	X	X	X
	Establishments with 100 to 249 employees	—	X	X	X
	Establishments with 250 to 499 employees	—	X	X	X
	Establishments with 500 to 999 employees	—	X	X	X
	Establishments with 1,000 employees or more	—	X	X	X
4235	Metal and mineral (except petroleum) merchant wholesalers				
	All establishments	91	898	17 060	78 757
	Establishments with 1 to 4 employees	48	X	X	X
	Establishments with 5 to 9 employees	21	X	X	X
	Establishments with 10 to 19 employees	12	X	X	X
	Establishments with 20 to 49 employees	7	X	X	X
	Establishments with 50 to 99 employees	2	X	X	X
	Establishments with 100 to 249 employees	1	X	X	X
	Establishments with 250 to 499 employees	—	X	X	X
	Establishments with 500 to 999 employees	—	X	X	X
	Establishments with 1,000 employees or more	—	X	X	X
42351	Metal service centers and other metal merchant wholesalers				
	All establishments	83	834	15 479	68 317
	Establishments with 1 to 4 employees	42	X	X	X
	Establishments with 5 to 9 employees	21	X	X	X
	Establishments with 10 to 19 employees	11	X	X	X
	Establishments with 20 to 49 employees	6	X	X	X
	Establishments with 50 to 99 employees	2	X	X	X
	Establishments with 100 to 249 employees	1	X	X	X
	Establishments with 250 to 499 employees	—	X	X	X
	Establishments with 500 to 999 employees	—	X	X	X
	Establishments with 1,000 employees or more	—	X	X	X
423510	Metal service centers and other metal merchant wholesalers				
	All establishments	83	834	15 479	68 317
	Establishments with 1 to 4 employees	42	X	X	X
	Establishments with 5 to 9 employees	21	X	X	X
	Establishments with 10 to 19 employees	11	X	X	X
	Establishments with 20 to 49 employees	6	X	X	X
	Establishments with 50 to 99 employees	2	X	X	X
	Establishments with 100 to 249 employees	1	X	X	X
	Establishments with 250 to 499 employees	—	X	X	X
	Establishments with 500 to 999 employees	—	X	X	X
	Establishments with 1,000 employees or more	—	X	X	X
4236	Electrical and electronic goods merchant wholesalers				
	All establishments	250	4 157	76 015	322 315
	Establishments with 1 to 4 employees	118	X	X	X
	Establishments with 5 to 9 employees	59	X	X	X
	Establishments with 10 to 19 employees	29	X	X	X
	Establishments with 20 to 49 employees	27	X	X	X
	Establishments with 50 to 99 employees	11	X	X	X
	Establishments with 100 to 249 employees	4	X	X	X
	Establishments with 250 to 499 employees	1	X	X	X
	Establishments with 500 to 999 employees	1	X	X	X
	Establishments with 1,000 employees or more	—	X	X	X
42361	Electrical apparatus and equipment, wiring supplies, and related equipment merchant wholesalers				
	All establishments	82	808	12 405	52 367
	Establishments with 1 to 4 employees	38	X	X	X
	Establishments with 5 to 9 employees	20	X	X	X
	Establishments with 10 to 19 employees	15	X	X	X
	Establishments with 20 to 49 employees	7	X	X	X
	Establishments with 50 to 99 employees	2	X	X	X
	Establishments with 100 to 249 employees	—	X	X	X
	Establishments with 250 to 499 employees	—	X	X	X
	Establishments with 500 to 999 employees	—	X	X	X
	Establishments with 1,000 employees or more	—	X	X	X

See footnotes at end of table.

Table 5. Establishments, Employees, and Payroll by Industry and Employment Size of Establishments by County: 2004—Con.

[Excludes most government employees, railroad employees, and self-employed persons. Size class 1 to 4 employees includes establishments having payroll, but no employees, during mid-March pay period. For meaning of abbreviations and symbols, see introductory text. For explanation of terms, see Appendix A. For statement on reliability, see the note at the end of the table and Appendix C]

NAICS code	Geography, kind of business, and employment size class	Establishments (number)	Paid employees for pay period including March 12 (number)	First-quarter payroll (\$1,000)	Annual payroll (\$1,000)
	BERGEN—Con.				
42	Wholesale trade—Con.				
423	Durable goods merchant wholesalers—Con.				
4236	Electrical and electronic goods merchant wholesalers—Con.				
42361	Electrical apparatus and equipment, wiring supplies, and related equipment merchant wholesalers—Con.				
423610	Electrical apparatus and equipment, wiring supplies, and related equipment merchant wholesalers				
	All establishments	82	808	12 405	52 367
	Establishments with 1 to 4 employees	38	X	X	X
	Establishments with 5 to 9 employees	20	X	X	X
	Establishments with 10 to 19 employees	15	X	X	X
	Establishments with 20 to 49 employees	7	X	X	X
	Establishments with 50 to 99 employees	2	X	X	X
	Establishments with 100 to 249 employees	—	X	X	X
	Establishments with 250 to 499 employees	—	X	X	X
	Establishments with 500 to 999 employees	—	X	X	X
	Establishments with 1,000 employees or more	—	X	X	X
42362	Electrical and electronic appliance, television, and radio set merchant wholesalers				
	All establishments	46	1 621	34 593	146 720
	Establishments with 1 to 4 employees	19	X	X	X
	Establishments with 5 to 9 employees	13	X	X	X
	Establishments with 10 to 19 employees	2	X	X	X
	Establishments with 20 to 49 employees	5	X	X	X
	Establishments with 50 to 99 employees	3	X	X	X
	Establishments with 100 to 249 employees	3	X	X	X
	Establishments with 250 to 499 employees	—	X	X	X
	Establishments with 500 to 999 employees	1	X	X	X
	Establishments with 1,000 employees or more	—	X	X	X
423620	Electrical and electronic appliance, television, and radio set merchant wholesalers				
	All establishments	46	1 621	34 593	146 720
	Establishments with 1 to 4 employees	19	X	X	X
	Establishments with 5 to 9 employees	13	X	X	X
	Establishments with 10 to 19 employees	2	X	X	X
	Establishments with 20 to 49 employees	5	X	X	X
	Establishments with 50 to 99 employees	3	X	X	X
	Establishments with 100 to 249 employees	3	X	X	X
	Establishments with 250 to 499 employees	—	X	X	X
	Establishments with 500 to 999 employees	1	X	X	X
	Establishments with 1,000 employees or more	—	X	X	X
42369	Other electronic parts and equipment merchant wholesalers				
	All establishments	122	1 728	29 017	123 228
	Establishments with 1 to 4 employees	61	X	X	X
	Establishments with 5 to 9 employees	26	X	X	X
	Establishments with 10 to 19 employees	12	X	X	X
	Establishments with 20 to 49 employees	15	X	X	X
	Establishments with 50 to 99 employees	6	X	X	X
	Establishments with 100 to 249 employees	1	X	X	X
	Establishments with 250 to 499 employees	1	X	X	X
	Establishments with 500 to 999 employees	—	X	X	X
	Establishments with 1,000 employees or more	—	X	X	X
423690	Other electronic parts and equipment merchant wholesalers				
	All establishments	122	1 728	29 017	123 228
	Establishments with 1 to 4 employees	61	X	X	X
	Establishments with 5 to 9 employees	26	X	X	X
	Establishments with 10 to 19 employees	12	X	X	X
	Establishments with 20 to 49 employees	15	X	X	X
	Establishments with 50 to 99 employees	6	X	X	X
	Establishments with 100 to 249 employees	1	X	X	X
	Establishments with 250 to 499 employees	1	X	X	X
	Establishments with 500 to 999 employees	—	X	X	X
	Establishments with 1,000 employees or more	—	X	X	X
4237	Hardware, and plumbing and heating equipment and supplies merchant wholesalers				
	All establishments	108	1 224	15 186	80 026
	Establishments with 1 to 4 employees	54	X	X	X
	Establishments with 5 to 9 employees	16	X	X	X
	Establishments with 10 to 19 employees	15	X	X	X
	Establishments with 20 to 49 employees	20	X	X	X
	Establishments with 50 to 99 employees	3	X	X	X
	Establishments with 100 to 249 employees	—	X	X	X
	Establishments with 250 to 499 employees	—	X	X	X
	Establishments with 500 to 999 employees	—	X	X	X
	Establishments with 1,000 employees or more	—	X	X	X

See footnotes at end of table.

Table 5. Establishments, Employees, and Payroll by Industry and Employment Size of Establishments by County: 2004—Con.

[Excludes most government employees, railroad employees, and self-employed persons. Size class 1 to 4 employees includes establishments having payroll, but no employees, during mid-March pay period. For meaning of abbreviations and symbols, see introductory text. For explanation of terms, see Appendix A. For statement on reliability, see the note at the end of the table and Appendix C]

NAICS code	Geography, kind of business, and employment size class	Establishments (number)	Paid employees for pay period including March 12 (number)	First-quarter payroll (\$1,000)	Annual payroll (\$1,000)
	BERGEN—Con.				
42	Wholesale trade—Con.				
423	Durable goods merchant wholesalers—Con.				
4237	Hardware, and plumbing and heating equipment and supplies merchant wholesalers—Con.				
42371	Hardware merchant wholesalers				
	All establishments	73	778	9 562	56 540
	Establishments with 1 to 4 employees	41	X	X	X
	Establishments with 5 to 9 employees	9	X	X	X
	Establishments with 10 to 19 employees	8	X	X	X
	Establishments with 20 to 49 employees	13	X	X	X
	Establishments with 50 to 99 employees	2	X	X	X
	Establishments with 100 to 249 employees	—	X	X	X
	Establishments with 250 to 499 employees	—	X	X	X
	Establishments with 500 to 999 employees	—	X	X	X
	Establishments with 1,000 employees or more	—	X	X	X
423710	Hardware merchant wholesalers				
	All establishments	73	778	9 562	56 540
	Establishments with 1 to 4 employees	41	X	X	X
	Establishments with 5 to 9 employees	9	X	X	X
	Establishments with 10 to 19 employees	8	X	X	X
	Establishments with 20 to 49 employees	13	X	X	X
	Establishments with 50 to 99 employees	2	X	X	X
	Establishments with 100 to 249 employees	—	X	X	X
	Establishments with 250 to 499 employees	—	X	X	X
	Establishments with 500 to 999 employees	—	X	X	X
	Establishments with 1,000 employees or more	—	X	X	X
42372	Plumbing and heating equipment and supplies (hydronics) merchant wholesalers				
	All establishments	14	282	3 880	15 532
	Establishments with 1 to 4 employees	4	X	X	X
	Establishments with 5 to 9 employees	1	X	X	X
	Establishments with 10 to 19 employees	3	X	X	X
	Establishments with 20 to 49 employees	5	X	X	X
	Establishments with 50 to 99 employees	1	X	X	X
	Establishments with 100 to 249 employees	—	X	X	X
	Establishments with 250 to 499 employees	—	X	X	X
	Establishments with 500 to 999 employees	—	X	X	X
	Establishments with 1,000 employees or more	—	X	X	X
423720	Plumbing and heating equipment and supplies (hydronics) merchant wholesalers				
	All establishments	14	282	3 880	15 532
	Establishments with 1 to 4 employees	4	X	X	X
	Establishments with 5 to 9 employees	1	X	X	X
	Establishments with 10 to 19 employees	3	X	X	X
	Establishments with 20 to 49 employees	5	X	X	X
	Establishments with 50 to 99 employees	1	X	X	X
	Establishments with 100 to 249 employees	—	X	X	X
	Establishments with 250 to 499 employees	—	X	X	X
	Establishments with 500 to 999 employees	—	X	X	X
	Establishments with 1,000 employees or more	—	X	X	X
42373	Warm air heating and air-conditioning equipment and supplies merchant wholesalers				
	All establishments	17	104	1 144	5 019
	Establishments with 1 to 4 employees	8	X	X	X
	Establishments with 5 to 9 employees	5	X	X	X
	Establishments with 10 to 19 employees	4	X	X	X
	Establishments with 20 to 49 employees	—	X	X	X
	Establishments with 50 to 99 employees	—	X	X	X
	Establishments with 100 to 249 employees	—	X	X	X
	Establishments with 250 to 499 employees	—	X	X	X
	Establishments with 500 to 999 employees	—	X	X	X
	Establishments with 1,000 employees or more	—	X	X	X
423730	Warm air heating and air-conditioning equipment and supplies merchant wholesalers				
	All establishments	17	104	1 144	5 019
	Establishments with 1 to 4 employees	8	X	X	X
	Establishments with 5 to 9 employees	5	X	X	X
	Establishments with 10 to 19 employees	4	X	X	X
	Establishments with 20 to 49 employees	—	X	X	X
	Establishments with 50 to 99 employees	—	X	X	X
	Establishments with 100 to 249 employees	—	X	X	X
	Establishments with 250 to 499 employees	—	X	X	X
	Establishments with 500 to 999 employees	—	X	X	X
	Establishments with 1,000 employees or more	—	X	X	X

See footnotes at end of table.

Table 5. Establishments, Employees, and Payroll by Industry and Employment Size of Establishments by County: 2004—Con.

[Excludes most government employees, railroad employees, and self-employed persons. Size class 1 to 4 employees includes establishments having payroll, but no employees, during mid-March pay period. For meaning of abbreviations and symbols, see introductory text. For explanation of terms, see Appendix A. For statement on reliability, see the note at the end of the table and Appendix C]

NAICS code	Geography, kind of business, and employment size class	Establishments (number)	Paid employees for pay period including March 12 (number)	First-quarter payroll (\$1,000)	Annual payroll (\$1,000)
42	BERGEN—Con.				
	Wholesale trade—Con.				
423	Durable goods merchant wholesalers—Con.				
4238	Machinery, equipment, and supplies merchant wholesalers				
	All establishments	370	3 872	54 562	231 112
	Establishments with 1 to 4 employees	192	X	X	X
	Establishments with 5 to 9 employees	80	X	X	X
	Establishments with 10 to 19 employees	58	X	X	X
	Establishments with 20 to 49 employees	31	X	X	X
	Establishments with 50 to 99 employees	5	X	X	X
	Establishments with 100 to 249 employees	3	X	X	X
	Establishments with 250 to 499 employees	1	X	X	X
	Establishments with 500 to 999 employees	—	X	X	X
	Establishments with 1,000 employees or more	—	X	X	X
42381	Construction and mining (except oil well) machinery and equipment merchant wholesalers				
	All establishments	13	333	4 597	18 969
	Establishments with 1 to 4 employees	7	X	X	X
	Establishments with 5 to 9 employees	—	X	X	X
	Establishments with 10 to 19 employees	3	X	X	X
	Establishments with 20 to 49 employees	2	X	X	X
	Establishments with 50 to 99 employees	—	X	X	X
	Establishments with 100 to 249 employees	1	X	X	X
	Establishments with 250 to 499 employees	—	X	X	X
	Establishments with 500 to 999 employees	—	X	X	X
	Establishments with 1,000 employees or more	—	X	X	X
423810	Construction and mining (except oil well) machinery and equipment merchant wholesalers				
	All establishments	13	333	4 597	18 969
	Establishments with 1 to 4 employees	7	X	X	X
	Establishments with 5 to 9 employees	—	X	X	X
	Establishments with 10 to 19 employees	3	X	X	X
	Establishments with 20 to 49 employees	2	X	X	X
	Establishments with 50 to 99 employees	—	X	X	X
	Establishments with 100 to 249 employees	1	X	X	X
	Establishments with 250 to 499 employees	—	X	X	X
	Establishments with 500 to 999 employees	—	X	X	X
	Establishments with 1,000 employees or more	—	X	X	X
42383	Industrial machinery and equipment merchant wholesalers				
	All establishments	205	1 805	27 449	115 438
	Establishments with 1 to 4 employees	114	X	X	X
	Establishments with 5 to 9 employees	45	X	X	X
	Establishments with 10 to 19 employees	24	X	X	X
	Establishments with 20 to 49 employees	17	X	X	X
	Establishments with 50 to 99 employees	4	X	X	X
	Establishments with 100 to 249 employees	1	X	X	X
	Establishments with 250 to 499 employees	—	X	X	X
	Establishments with 500 to 999 employees	—	X	X	X
	Establishments with 1,000 employees or more	—	X	X	X
423830	Industrial machinery and equipment merchant wholesalers				
	All establishments	205	1 805	27 449	115 438
	Establishments with 1 to 4 employees	114	X	X	X
	Establishments with 5 to 9 employees	45	X	X	X
	Establishments with 10 to 19 employees	24	X	X	X
	Establishments with 20 to 49 employees	17	X	X	X
	Establishments with 50 to 99 employees	4	X	X	X
	Establishments with 100 to 249 employees	1	X	X	X
	Establishments with 250 to 499 employees	—	X	X	X
	Establishments with 500 to 999 employees	—	X	X	X
	Establishments with 1,000 employees or more	—	X	X	X
42384	Industrial supplies merchant wholesalers				
	All establishments	80	657	7 766	32 361
	Establishments with 1 to 4 employees	34	X	X	X
	Establishments with 5 to 9 employees	26	X	X	X
	Establishments with 10 to 19 employees	14	X	X	X
	Establishments with 20 to 49 employees	5	X	X	X
	Establishments with 50 to 99 employees	1	X	X	X
	Establishments with 100 to 249 employees	—	X	X	X
	Establishments with 250 to 499 employees	—	X	X	X
	Establishments with 500 to 999 employees	—	X	X	X
	Establishments with 1,000 employees or more	—	X	X	X
423840	Industrial supplies merchant wholesalers				
	All establishments	80	657	7 766	32 361
	Establishments with 1 to 4 employees	34	X	X	X
	Establishments with 5 to 9 employees	26	X	X	X
	Establishments with 10 to 19 employees	14	X	X	X
	Establishments with 20 to 49 employees	5	X	X	X
	Establishments with 50 to 99 employees	1	X	X	X
	Establishments with 100 to 249 employees	—	X	X	X
	Establishments with 250 to 499 employees	—	X	X	X
	Establishments with 500 to 999 employees	—	X	X	X
	Establishments with 1,000 employees or more	—	X	X	X

See footnotes at end of table.

Table 5. Establishments, Employees, and Payroll by Industry and Employment Size of Establishments by County: 2004—Con.

[Excludes most government employees, railroad employees, and self-employed persons. Size class 1 to 4 employees includes establishments having payroll, but no employees, during mid-March pay period. For meaning of abbreviations and symbols, see introductory text. For explanation of terms, see Appendix A. For statement on reliability, see the note at the end of the table and Appendix C]

NAICS code	Geography, kind of business, and employment size class	Establishments (number)	Paid employees for pay period including March 12 (number)	First-quarter payroll (\$1,000)	Annual payroll (\$1,000)
	BERGEN—Con.				
42	Wholesale trade—Con.				
423	Durable goods merchant wholesalers—Con.				
4238	Machinery, equipment, and supplies merchant wholesalers—Con.				
42385	Service establishment equipment and supplies merchant wholesalers				
	All establishments	33	416	3 682	15 165
	Establishments with 1 to 4 employees	17	X	X	X
	Establishments with 5 to 9 employees	7	X	X	X
	Establishments with 10 to 19 employees	5	X	X	X
	Establishments with 20 to 49 employees	3	X	X	X
	Establishments with 50 to 99 employees	—	X	X	X
	Establishments with 100 to 249 employees	1	X	X	X
	Establishments with 250 to 499 employees	—	X	X	X
	Establishments with 500 to 999 employees	—	X	X	X
	Establishments with 1,000 employees or more	—	X	X	X
423850	Service establishment equipment and supplies merchant wholesalers				
	All establishments	33	416	3 682	15 165
	Establishments with 1 to 4 employees	17	X	X	X
	Establishments with 5 to 9 employees	7	X	X	X
	Establishments with 10 to 19 employees	5	X	X	X
	Establishments with 20 to 49 employees	3	X	X	X
	Establishments with 50 to 99 employees	—	X	X	X
	Establishments with 100 to 249 employees	1	X	X	X
	Establishments with 250 to 499 employees	—	X	X	X
	Establishments with 500 to 999 employees	—	X	X	X
	Establishments with 1,000 employees or more	—	X	X	X
42386	Transportation equipment and supplies (except motor vehicle) merchant wholesalers				
	All establishments	31	595	10 176	45 099
	Establishments with 1 to 4 employees	16	X	X	X
	Establishments with 5 to 9 employees	1	X	X	X
	Establishments with 10 to 19 employees	10	X	X	X
	Establishments with 20 to 49 employees	3	X	X	X
	Establishments with 50 to 99 employees	—	X	X	X
	Establishments with 100 to 249 employees	—	X	X	X
	Establishments with 250 to 499 employees	1	X	X	X
	Establishments with 500 to 999 employees	—	X	X	X
	Establishments with 1,000 employees or more	—	X	X	X
423860	Transportation equipment and supplies (except motor vehicle) merchant wholesalers				
	All establishments	31	595	10 176	45 099
	Establishments with 1 to 4 employees	16	X	X	X
	Establishments with 5 to 9 employees	1	X	X	X
	Establishments with 10 to 19 employees	10	X	X	X
	Establishments with 20 to 49 employees	3	X	X	X
	Establishments with 50 to 99 employees	—	X	X	X
	Establishments with 100 to 249 employees	—	X	X	X
	Establishments with 250 to 499 employees	1	X	X	X
	Establishments with 500 to 999 employees	—	X	X	X
	Establishments with 1,000 employees or more	—	X	X	X
4239	Miscellaneous durable goods merchant wholesalers				
	All establishments	337	3 319	48 817	194 086
	Establishments with 1 to 4 employees	237	X	X	X
	Establishments with 5 to 9 employees	44	X	X	X
	Establishments with 10 to 19 employees	26	X	X	X
	Establishments with 20 to 49 employees	18	X	X	X
	Establishments with 50 to 99 employees	5	X	X	X
	Establishments with 100 to 249 employees	6	X	X	X
	Establishments with 250 to 499 employees	—	X	X	X
	Establishments with 500 to 999 employees	1	X	X	X
	Establishments with 1,000 employees or more	—	X	X	X
42391	Sporting and recreational goods and supplies merchant wholesalers				
	All establishments	44	502	4 508	20 726
	Establishments with 1 to 4 employees	27	X	X	X
	Establishments with 5 to 9 employees	5	X	X	X
	Establishments with 10 to 19 employees	3	X	X	X
	Establishments with 20 to 49 employees	6	X	X	X
	Establishments with 50 to 99 employees	2	X	X	X
	Establishments with 100 to 249 employees	1	X	X	X
	Establishments with 250 to 499 employees	—	X	X	X
	Establishments with 500 to 999 employees	—	X	X	X
	Establishments with 1,000 employees or more	—	X	X	X
423910	Sporting and recreational goods and supplies merchant wholesalers				
	All establishments	44	502	4 508	20 726
	Establishments with 1 to 4 employees	27	X	X	X
	Establishments with 5 to 9 employees	5	X	X	X
	Establishments with 10 to 19 employees	3	X	X	X
	Establishments with 20 to 49 employees	6	X	X	X
	Establishments with 50 to 99 employees	2	X	X	X
	Establishments with 100 to 249 employees	1	X	X	X
	Establishments with 250 to 499 employees	—	X	X	X
	Establishments with 500 to 999 employees	—	X	X	X

See footnotes at end of table.

Table 5. Establishments, Employees, and Payroll by Industry and Employment Size of Establishments by County: 2004—Con.

[Excludes most government employees, railroad employees, and self-employed persons. Size class 1 to 4 employees includes establishments having payroll, but no employees, during mid-March pay period. For meaning of abbreviations and symbols, see introductory text. For explanation of terms, see Appendix A. For statement on reliability, see the note at the end of the table and Appendix C]

NAICS code	Geography, kind of business, and employment size class	Establishments (number)	Paid employees for pay period including March 12 (number)	First-quarter payroll (\$1,000)	Annual payroll (\$1,000)
	BERGEN—Con.				
42	Wholesale trade—Con.				
423	Durable goods merchant wholesalers—Con.				
4239	Miscellaneous durable goods merchant wholesalers—Con.				
42391	Sporting and recreational goods and supplies merchant wholesalers—Con.				
423910	Sporting and recreational goods and supplies merchant wholesalers—Con.				
	All establishments—Con.				
	Establishments with 1,000 employees or more.....	—	X	X	X
42392	Toy and hobby goods and supplies merchant wholesalers				
	All establishments.....	27	890	14 811	48 100
	Establishments with 1 to 4 employees.....	13	X	X	X
	Establishments with 5 to 9 employees.....	9	X	X	X
	Establishments with 10 to 19 employees.....	2	X	X	X
	Establishments with 20 to 49 employees.....	2	X	X	X
	Establishments with 50 to 99 employees.....	—	X	X	X
	Establishments with 100 to 249 employees.....	—	X	X	X
	Establishments with 250 to 499 employees.....	—	X	X	X
	Establishments with 500 to 999 employees.....	1	X	X	X
	Establishments with 1,000 employees or more.....	—	X	X	X
423920	Toy and hobby goods and supplies merchant wholesalers				
	All establishments.....	27	890	14 811	48 100
	Establishments with 1 to 4 employees.....	13	X	X	X
	Establishments with 5 to 9 employees.....	9	X	X	X
	Establishments with 10 to 19 employees.....	2	X	X	X
	Establishments with 20 to 49 employees.....	2	X	X	X
	Establishments with 50 to 99 employees.....	—	X	X	X
	Establishments with 100 to 249 employees.....	—	X	X	X
	Establishments with 250 to 499 employees.....	—	X	X	X
	Establishments with 500 to 999 employees.....	1	X	X	X
	Establishments with 1,000 employees or more.....	—	X	X	X
42393	Recyclable material merchant wholesalers				
	All establishments.....	33	139	1 453	8 264
	Establishments with 1 to 4 employees.....	24	X	X	X
	Establishments with 5 to 9 employees.....	5	X	X	X
	Establishments with 10 to 19 employees.....	3	X	X	X
	Establishments with 20 to 49 employees.....	1	X	X	X
	Establishments with 50 to 99 employees.....	—	X	X	X
	Establishments with 100 to 249 employees.....	—	X	X	X
	Establishments with 250 to 499 employees.....	—	X	X	X
	Establishments with 500 to 999 employees.....	—	X	X	X
	Establishments with 1,000 employees or more.....	—	X	X	X
423930	Recyclable material merchant wholesalers				
	All establishments.....	33	139	1 453	8 264
	Establishments with 1 to 4 employees.....	24	X	X	X
	Establishments with 5 to 9 employees.....	5	X	X	X
	Establishments with 10 to 19 employees.....	3	X	X	X
	Establishments with 20 to 49 employees.....	1	X	X	X
	Establishments with 50 to 99 employees.....	—	X	X	X
	Establishments with 100 to 249 employees.....	—	X	X	X
	Establishments with 250 to 499 employees.....	—	X	X	X
	Establishments with 500 to 999 employees.....	—	X	X	X
	Establishments with 1,000 employees or more.....	—	X	X	X
42394	Jewelry, watch, precious stone, and precious metal merchant wholesalers				
	All establishments.....	100	1 038	18 868	78 267
	Establishments with 1 to 4 employees.....	71	X	X	X
	Establishments with 5 to 9 employees.....	10	X	X	X
	Establishments with 10 to 19 employees.....	9	X	X	X
	Establishments with 20 to 49 employees.....	4	X	X	X
	Establishments with 50 to 99 employees.....	3	X	X	X
	Establishments with 100 to 249 employees.....	3	X	X	X
	Establishments with 250 to 499 employees.....	—	X	X	X
	Establishments with 500 to 999 employees.....	—	X	X	X
	Establishments with 1,000 employees or more.....	—	X	X	X
423940	Jewelry, watch, precious stone, and precious metal merchant wholesalers				
	All establishments.....	100	1 038	18 868	78 267
	Establishments with 1 to 4 employees.....	71	X	X	X
	Establishments with 5 to 9 employees.....	10	X	X	X
	Establishments with 10 to 19 employees.....	9	X	X	X
	Establishments with 20 to 49 employees.....	4	X	X	X
	Establishments with 50 to 99 employees.....	3	X	X	X
	Establishments with 100 to 249 employees.....	3	X	X	X
	Establishments with 250 to 499 employees.....	—	X	X	X
	Establishments with 500 to 999 employees.....	—	X	X	X
	Establishments with 1,000 employees or more.....	—	X	X	X

See footnotes at end of table.

Table 5. Establishments, Employees, and Payroll by Industry and Employment Size of Establishments by County: 2004—Con.

[Excludes most government employees, railroad employees, and self-employed persons. Size class 1 to 4 employees includes establishments having payroll, but no employees, during mid-March pay period. For meaning of abbreviations and symbols, see introductory text. For explanation of terms, see Appendix A. For statement on reliability, see the note at the end of the table and Appendix C]

NAICS code	Geography, kind of business, and employment size class	Establishments (number)	Paid employees for pay period including March 12 (number)	First-quarter payroll (\$1,000)	Annual payroll (\$1,000)
	BERGEN—Con.				
42	Wholesale trade—Con.				
423	Durable goods merchant wholesalers—Con.				
4239	Miscellaneous durable goods merchant wholesalers—Con.				
42399	Other miscellaneous durable goods merchant wholesalers				
	All establishments	133	750	9 177	38 729
	Establishments with 1 to 4 employees	102	X	X	X
	Establishments with 5 to 9 employees	15	X	X	X
	Establishments with 10 to 19 employees	9	X	X	X
	Establishments with 20 to 49 employees	5	X	X	X
	Establishments with 50 to 99 employees	—	X	X	X
	Establishments with 100 to 249 employees	2	X	X	X
	Establishments with 250 to 499 employees	—	X	X	X
	Establishments with 500 to 999 employees	—	X	X	X
	Establishments with 1,000 employees or more	—	X	X	X
423990	Other miscellaneous durable goods merchant wholesalers				
	All establishments	133	750	9 177	38 729
	Establishments with 1 to 4 employees	102	X	X	X
	Establishments with 5 to 9 employees	15	X	X	X
	Establishments with 10 to 19 employees	9	X	X	X
	Establishments with 20 to 49 employees	5	X	X	X
	Establishments with 50 to 99 employees	—	X	X	X
	Establishments with 100 to 249 employees	2	X	X	X
	Establishments with 250 to 499 employees	—	X	X	X
	Establishments with 500 to 999 employees	—	X	X	X
	Establishments with 1,000 employees or more	—	X	X	X
424	Nondurable goods merchant wholesalers				
	All establishments	1 400	17 516	252 552	1 112 518
	Establishments with 1 to 4 employees	815	X	X	X
	Establishments with 5 to 9 employees	247	X	X	X
	Establishments with 10 to 19 employees	138	X	X	X
	Establishments with 20 to 49 employees	123	X	X	X
	Establishments with 50 to 99 employees	51	X	X	X
	Establishments with 100 to 249 employees	19	X	X	X
	Establishments with 250 to 499 employees	7	X	X	X
	Establishments with 500 to 999 employees	—	X	X	X
	Establishments with 1,000 employees or more	—	X	X	X
4241	Paper and paper product merchant wholesalers				
	All establishments	110	1 165	16 601	70 314
	Establishments with 1 to 4 employees	64	X	X	X
	Establishments with 5 to 9 employees	21	X	X	X
	Establishments with 10 to 19 employees	11	X	X	X
	Establishments with 20 to 49 employees	9	X	X	X
	Establishments with 50 to 99 employees	4	X	X	X
	Establishments with 100 to 249 employees	1	X	X	X
	Establishments with 250 to 499 employees	—	X	X	X
	Establishments with 500 to 999 employees	—	X	X	X
	Establishments with 1,000 employees or more	—	X	X	X
42411	Printing and writing paper merchant wholesalers				
	All establishments	13	219	3 476	14 873
	Establishments with 1 to 4 employees	7	X	X	X
	Establishments with 5 to 9 employees	2	X	X	X
	Establishments with 10 to 19 employees	1	X	X	X
	Establishments with 20 to 49 employees	1	X	X	X
	Establishments with 50 to 99 employees	2	X	X	X
	Establishments with 100 to 249 employees	—	X	X	X
	Establishments with 250 to 499 employees	—	X	X	X
	Establishments with 500 to 999 employees	—	X	X	X
	Establishments with 1,000 employees or more	—	X	X	X
424110	Printing and writing paper merchant wholesalers				
	All establishments	13	219	3 476	14 873
	Establishments with 1 to 4 employees	7	X	X	X
	Establishments with 5 to 9 employees	2	X	X	X
	Establishments with 10 to 19 employees	1	X	X	X
	Establishments with 20 to 49 employees	1	X	X	X
	Establishments with 50 to 99 employees	2	X	X	X
	Establishments with 100 to 249 employees	—	X	X	X
	Establishments with 250 to 499 employees	—	X	X	X
	Establishments with 500 to 999 employees	—	X	X	X
	Establishments with 1,000 employees or more	—	X	X	X
42412	Stationery and office supplies merchant wholesalers				
	All establishments	42	447	6 464	26 878
	Establishments with 1 to 4 employees	27	X	X	X
	Establishments with 5 to 9 employees	9	X	X	X
	Establishments with 10 to 19 employees	1	X	X	X
	Establishments with 20 to 49 employees	4	X	X	X
	Establishments with 50 to 99 employees	—	X	X	X
	Establishments with 100 to 249 employees	1	X	X	X
	Establishments with 250 to 499 employees	—	X	X	X
	Establishments with 500 to 999 employees	—	X	X	X
	Establishments with 1,000 employees or more	—	X	X	X

See footnotes at end of table.

Table 5. Establishments, Employees, and Payroll by Industry and Employment Size of Establishments by County: 2004—Con.

[Excludes most government employees, railroad employees, and self-employed persons. Size class 1 to 4 employees includes establishments having payroll, but no employees, during mid-March pay period. For meaning of abbreviations and symbols, see introductory text. For explanation of terms, see Appendix A. For statement on reliability, see the note at the end of the table and Appendix C]

NAICS code	Geography, kind of business, and employment size class	Establishments (number)	Paid employees for pay period including March 12 (number)	First-quarter payroll (\$1,000)	Annual payroll (\$1,000)
42	BERGEN—Con.				
	Wholesale trade—Con.				
424	Nondurable goods merchant wholesalers—Con.				
4241	Paper and paper product merchant wholesalers—Con.				
42412	Stationery and office supplies merchant wholesalers—Con.				
424120	Stationery and office supplies merchant wholesalers				
	All establishments	42	447	6 464	26 878
	Establishments with 1 to 4 employees	27	X	X	X
	Establishments with 5 to 9 employees	9	X	X	X
	Establishments with 10 to 19 employees	1	X	X	X
	Establishments with 20 to 49 employees	4	X	X	X
	Establishments with 50 to 99 employees	—	X	X	X
	Establishments with 100 to 249 employees	1	X	X	X
	Establishments with 250 to 499 employees	—	X	X	X
	Establishments with 500 to 999 employees	—	X	X	X
	Establishments with 1,000 employees or more	—	X	X	X
42413	Industrial and personal service paper merchant wholesalers				
	All establishments	55	499	6 661	28 563
	Establishments with 1 to 4 employees	30	X	X	X
	Establishments with 5 to 9 employees	10	X	X	X
	Establishments with 10 to 19 employees	9	X	X	X
	Establishments with 20 to 49 employees	4	X	X	X
	Establishments with 50 to 99 employees	2	X	X	X
	Establishments with 100 to 249 employees	—	X	X	X
	Establishments with 250 to 499 employees	—	X	X	X
	Establishments with 500 to 999 employees	—	X	X	X
	Establishments with 1,000 employees or more	—	X	X	X
424130	Industrial and personal service paper merchant wholesalers				
	All establishments	55	499	6 661	28 563
	Establishments with 1 to 4 employees	30	X	X	X
	Establishments with 5 to 9 employees	10	X	X	X
	Establishments with 10 to 19 employees	9	X	X	X
	Establishments with 20 to 49 employees	4	X	X	X
	Establishments with 50 to 99 employees	2	X	X	X
	Establishments with 100 to 249 employees	—	X	X	X
	Establishments with 250 to 499 employees	—	X	X	X
	Establishments with 500 to 999 employees	—	X	X	X
	Establishments with 1,000 employees or more	—	X	X	X
4242	Drugs and druggists' sundries merchant wholesalers				
	All establishments	163	2 920	58 181	265 962
	Establishments with 1 to 4 employees	103	X	X	X
	Establishments with 5 to 9 employees	21	X	X	X
	Establishments with 10 to 19 employees	20	X	X	X
	Establishments with 20 to 49 employees	10	X	X	X
	Establishments with 50 to 99 employees	2	X	X	X
	Establishments with 100 to 249 employees	4	X	X	X
	Establishments with 250 to 499 employees	3	X	X	X
	Establishments with 500 to 999 employees	—	X	X	X
	Establishments with 1,000 employees or more	—	X	X	X
42421	Drugs and druggists' sundries merchant wholesalers				
	All establishments	163	2 920	58 181	265 962
	Establishments with 1 to 4 employees	103	X	X	X
	Establishments with 5 to 9 employees	21	X	X	X
	Establishments with 10 to 19 employees	20	X	X	X
	Establishments with 20 to 49 employees	10	X	X	X
	Establishments with 50 to 99 employees	2	X	X	X
	Establishments with 100 to 249 employees	4	X	X	X
	Establishments with 250 to 499 employees	3	X	X	X
	Establishments with 500 to 999 employees	—	X	X	X
	Establishments with 1,000 employees or more	—	X	X	X
424210	Drugs and druggists' sundries merchant wholesalers				
	All establishments	163	2 920	58 181	265 962
	Establishments with 1 to 4 employees	103	X	X	X
	Establishments with 5 to 9 employees	21	X	X	X
	Establishments with 10 to 19 employees	20	X	X	X
	Establishments with 20 to 49 employees	10	X	X	X
	Establishments with 50 to 99 employees	2	X	X	X
	Establishments with 100 to 249 employees	4	X	X	X
	Establishments with 250 to 499 employees	3	X	X	X
	Establishments with 500 to 999 employees	—	X	X	X
	Establishments with 1,000 employees or more	—	X	X	X
4243	Apparel, piece goods, and notions merchant wholesalers				
	All establishments	306	2 837	35 519	169 638
	Establishments with 1 to 4 employees	186	X	X	X
	Establishments with 5 to 9 employees	51	X	X	X
	Establishments with 10 to 19 employees	32	X	X	X
	Establishments with 20 to 49 employees	24	X	X	X
	Establishments with 50 to 99 employees	12	X	X	X
	Establishments with 100 to 249 employees	1	X	X	X
	Establishments with 250 to 499 employees	—	X	X	X
	Establishments with 500 to 999 employees	—	X	X	X
	Establishments with 1,000 employees or more	—	X	X	X

See footnotes at end of table.

Table 5. Establishments, Employees, and Payroll by Industry and Employment Size of Establishments by County: 2004—Con.

[Excludes most government employees, railroad employees, and self-employed persons. Size class 1 to 4 employees includes establishments having payroll, but no employees, during mid-March pay period. For meaning of abbreviations and symbols, see introductory text. For explanation of terms, see Appendix A. For statement on reliability, see the note at the end of the table and Appendix C]

NAICS code	Geography, kind of business, and employment size class	Establishments (number)	Paid employees for pay period including March 12 (number)	First-quarter payroll (\$1,000)	Annual payroll (\$1,000)
42	BERGEN—Con.				
	Wholesale trade—Con.				
424	Nondurable goods merchant wholesalers—Con.				
4243	Apparel, piece goods, and notions merchant wholesalers—Con.				
42431	Piece goods, notions, and other dry goods merchant wholesalers				
	All establishments	87	467	5 917	24 990
	Establishments with 1 to 4 employees	62	X	X	X
	Establishments with 5 to 9 employees	10	X	X	X
	Establishments with 10 to 19 employees	8	X	X	X
	Establishments with 20 to 49 employees	7	X	X	X
	Establishments with 50 to 99 employees	—	X	X	X
	Establishments with 100 to 249 employees	—	X	X	X
	Establishments with 250 to 499 employees	—	X	X	X
	Establishments with 500 to 999 employees	—	X	X	X
	Establishments with 1,000 employees or more	—	X	X	X
424310	Piece goods, notions, and other dry goods merchant wholesalers				
	All establishments	87	467	5 917	24 990
	Establishments with 1 to 4 employees	62	X	X	X
	Establishments with 5 to 9 employees	10	X	X	X
	Establishments with 10 to 19 employees	8	X	X	X
	Establishments with 20 to 49 employees	7	X	X	X
	Establishments with 50 to 99 employees	—	X	X	X
	Establishments with 100 to 249 employees	—	X	X	X
	Establishments with 250 to 499 employees	—	X	X	X
	Establishments with 500 to 999 employees	—	X	X	X
	Establishments with 1,000 employees or more	—	X	X	X
42432	Men's and boys' clothing and furnishings merchant wholesalers				
	All establishments	94	990	10 987	73 461
	Establishments with 1 to 4 employees	51	X	X	X
	Establishments with 5 to 9 employees	17	X	X	X
	Establishments with 10 to 19 employees	16	X	X	X
	Establishments with 20 to 49 employees	6	X	X	X
	Establishments with 50 to 99 employees	3	X	X	X
	Establishments with 100 to 249 employees	1	X	X	X
	Establishments with 250 to 499 employees	—	X	X	X
	Establishments with 500 to 999 employees	—	X	X	X
	Establishments with 1,000 employees or more	—	X	X	X
424320	Men's and boys' clothing and furnishings merchant wholesalers				
	All establishments	94	990	10 987	73 461
	Establishments with 1 to 4 employees	51	X	X	X
	Establishments with 5 to 9 employees	17	X	X	X
	Establishments with 10 to 19 employees	16	X	X	X
	Establishments with 20 to 49 employees	6	X	X	X
	Establishments with 50 to 99 employees	3	X	X	X
	Establishments with 100 to 249 employees	1	X	X	X
	Establishments with 250 to 499 employees	—	X	X	X
	Establishments with 500 to 999 employees	—	X	X	X
	Establishments with 1,000 employees or more	—	X	X	X
42433	Women's, children's, and infants' clothing and accessories merchant wholesalers				
	All establishments	100	1 188	12 755	54 561
	Establishments with 1 to 4 employees	60	X	X	X
	Establishments with 5 to 9 employees	17	X	X	X
	Establishments with 10 to 19 employees	4	X	X	X
	Establishments with 20 to 49 employees	11	X	X	X
	Establishments with 50 to 99 employees	8	X	X	X
	Establishments with 100 to 249 employees	—	X	X	X
	Establishments with 250 to 499 employees	—	X	X	X
	Establishments with 500 to 999 employees	—	X	X	X
	Establishments with 1,000 employees or more	—	X	X	X
424330	Women's, children's, and infants' clothing and accessories merchant wholesalers				
	All establishments	100	1 188	12 755	54 561
	Establishments with 1 to 4 employees	60	X	X	X
	Establishments with 5 to 9 employees	17	X	X	X
	Establishments with 10 to 19 employees	4	X	X	X
	Establishments with 20 to 49 employees	11	X	X	X
	Establishments with 50 to 99 employees	8	X	X	X
	Establishments with 100 to 249 employees	—	X	X	X
	Establishments with 250 to 499 employees	—	X	X	X
	Establishments with 500 to 999 employees	—	X	X	X
	Establishments with 1,000 employees or more	—	X	X	X
42434	Footwear merchant wholesalers				
	All establishments	25	192	5 860	16 626
	Establishments with 1 to 4 employees	13	X	X	X
	Establishments with 5 to 9 employees	7	X	X	X
	Establishments with 10 to 19 employees	4	X	X	X
	Establishments with 20 to 49 employees	—	X	X	X
	Establishments with 50 to 99 employees	1	X	X	X
	Establishments with 100 to 249 employees	—	X	X	X
	Establishments with 250 to 499 employees	—	X	X	X
	Establishments with 500 to 999 employees	—	X	X	X

See footnotes at end of table.

Table 5. Establishments, Employees, and Payroll by Industry and Employment Size of Establishments by County: 2004—Con.

[Excludes most government employees, railroad employees, and self-employed persons. Size class 1 to 4 employees includes establishments having payroll, but no employees, during mid-March pay period. For meaning of abbreviations and symbols, see introductory text. For explanation of terms, see Appendix A. For statement on reliability, see the note at the end of the table and Appendix C]

NAICS code	Geography, kind of business, and employment size class	Establishments (number)	Paid employees for pay period including March 12 (number)	First-quarter payroll (\$1,000)	Annual payroll (\$1,000)
	BERGEN—Con.				
42	Wholesale trade—Con.				
424	Nondurable goods merchant wholesalers—Con.				
4243	Apparel, piece goods, and notions merchant wholesalers—Con.				
42434	Footwear merchant wholesalers—Con.				
	All establishments—Con.				
	Establishments with 1,000 employees or more	—	X	X	X
424340	Footwear merchant wholesalers				
	All establishments	25	192	5 860	16 626
	Establishments with 1 to 4 employees	13	X	X	X
	Establishments with 5 to 9 employees	7	X	X	X
	Establishments with 10 to 19 employees	4	X	X	X
	Establishments with 20 to 49 employees	—	X	X	X
	Establishments with 50 to 99 employees	1	X	X	X
	Establishments with 100 to 249 employees	—	X	X	X
	Establishments with 250 to 499 employees	—	X	X	X
	Establishments with 500 to 999 employees	—	X	X	X
	Establishments with 1,000 employees or more	—	X	X	X
4244	Grocery and related product merchant wholesalers				
	All establishments	332	4 565	55 694	240 963
	Establishments with 1 to 4 employees	194	X	X	X
	Establishments with 5 to 9 employees	61	X	X	X
	Establishments with 10 to 19 employees	20	X	X	X
	Establishments with 20 to 49 employees	34	X	X	X
	Establishments with 50 to 99 employees	14	X	X	X
	Establishments with 100 to 249 employees	7	X	X	X
	Establishments with 250 to 499 employees	2	X	X	X
	Establishments with 500 to 999 employees	—	X	X	X
	Establishments with 1,000 employees or more	—	X	X	X
42441	General line grocery merchant wholesalers				
	All establishments	32	881	7 546	32 874
	Establishments with 1 to 4 employees	17	X	X	X
	Establishments with 5 to 9 employees	6	X	X	X
	Establishments with 10 to 19 employees	1	X	X	X
	Establishments with 20 to 49 employees	2	X	X	X
	Establishments with 50 to 99 employees	4	X	X	X
	Establishments with 100 to 249 employees	1	X	X	X
	Establishments with 250 to 499 employees	1	X	X	X
	Establishments with 500 to 999 employees	—	X	X	X
	Establishments with 1,000 employees or more	—	X	X	X
424410	General line grocery merchant wholesalers				
	All establishments	32	881	7 546	32 874
	Establishments with 1 to 4 employees	17	X	X	X
	Establishments with 5 to 9 employees	6	X	X	X
	Establishments with 10 to 19 employees	1	X	X	X
	Establishments with 20 to 49 employees	2	X	X	X
	Establishments with 50 to 99 employees	4	X	X	X
	Establishments with 100 to 249 employees	1	X	X	X
	Establishments with 250 to 499 employees	1	X	X	X
	Establishments with 500 to 999 employees	—	X	X	X
	Establishments with 1,000 employees or more	—	X	X	X
42442	Packaged frozen food merchant wholesalers				
	All establishments	29	422	5 291	23 929
	Establishments with 1 to 4 employees	15	X	X	X
	Establishments with 5 to 9 employees	7	X	X	X
	Establishments with 10 to 19 employees	2	X	X	X
	Establishments with 20 to 49 employees	2	X	X	X
	Establishments with 50 to 99 employees	1	X	X	X
	Establishments with 100 to 249 employees	2	X	X	X
	Establishments with 250 to 499 employees	—	X	X	X
	Establishments with 500 to 999 employees	—	X	X	X
	Establishments with 1,000 employees or more	—	X	X	X
424420	Packaged frozen food merchant wholesalers				
	All establishments	29	422	5 291	23 929
	Establishments with 1 to 4 employees	15	X	X	X
	Establishments with 5 to 9 employees	7	X	X	X
	Establishments with 10 to 19 employees	2	X	X	X
	Establishments with 20 to 49 employees	2	X	X	X
	Establishments with 50 to 99 employees	1	X	X	X
	Establishments with 100 to 249 employees	2	X	X	X
	Establishments with 250 to 499 employees	—	X	X	X
	Establishments with 500 to 999 employees	—	X	X	X
	Establishments with 1,000 employees or more	—	X	X	X
42443	Dairy product (except dried or canned) merchant wholesalers				

See footnotes at end of table.

Table 5. Establishments, Employees, and Payroll by Industry and Employment Size of Establishments by County: 2004—Con.

[Excludes most government employees, railroad employees, and self-employed persons. Size class 1 to 4 employees includes establishments having payroll, but no employees, during mid-March pay period. For meaning of abbreviations and symbols, see introductory text. For explanation of terms, see Appendix A. For statement on reliability, see the note at the end of the table and Appendix C]

NAICS code	Geography, kind of business, and employment size class	Establishments (number)	Paid employees for pay period including March 12 (number)	First-quarter payroll (\$1,000)	Annual payroll (\$1,000)
42	BERGEN—Con.				
	Wholesale trade—Con.				
424	Nondurable goods merchant wholesalers—Con.				
4244	Grocery and related product merchant wholesalers—Con.				
42443	Dairy product (except dried or canned) merchant wholesalers—Con.				
	All establishments	35	380	4 067	17 293
	Establishments with 1 to 4 employees	23	X	X	X
	Establishments with 5 to 9 employees	6	X	X	X
	Establishments with 10 to 19 employees	1	X	X	X
	Establishments with 20 to 49 employees	2	X	X	X
	Establishments with 50 to 99 employees	2	X	X	X
	Establishments with 100 to 249 employees	1	X	X	X
	Establishments with 250 to 499 employees	—	X	X	X
	Establishments with 500 to 999 employees	—	X	X	X
	Establishments with 1,000 employees or more	—	X	X	X
424430	Dairy product (except dried or canned) merchant wholesalers				
	All establishments	35	380	4 067	17 293
	Establishments with 1 to 4 employees	23	X	X	X
	Establishments with 5 to 9 employees	6	X	X	X
	Establishments with 10 to 19 employees	1	X	X	X
	Establishments with 20 to 49 employees	2	X	X	X
	Establishments with 50 to 99 employees	2	X	X	X
	Establishments with 100 to 249 employees	1	X	X	X
	Establishments with 250 to 499 employees	—	X	X	X
	Establishments with 500 to 999 employees	—	X	X	X
	Establishments with 1,000 employees or more	—	X	X	X
42445	Confectionery merchant wholesalers				
	All establishments	23	231	2 918	13 948
	Establishments with 1 to 4 employees	13	X	X	X
	Establishments with 5 to 9 employees	4	X	X	X
	Establishments with 10 to 19 employees	2	X	X	X
	Establishments with 20 to 49 employees	4	X	X	X
	Establishments with 50 to 99 employees	—	X	X	X
	Establishments with 100 to 249 employees	—	X	X	X
	Establishments with 250 to 499 employees	—	X	X	X
	Establishments with 500 to 999 employees	—	X	X	X
	Establishments with 1,000 employees or more	—	X	X	X
424450	Confectionery merchant wholesalers				
	All establishments	23	231	2 918	13 948
	Establishments with 1 to 4 employees	13	X	X	X
	Establishments with 5 to 9 employees	4	X	X	X
	Establishments with 10 to 19 employees	2	X	X	X
	Establishments with 20 to 49 employees	4	X	X	X
	Establishments with 50 to 99 employees	—	X	X	X
	Establishments with 100 to 249 employees	—	X	X	X
	Establishments with 250 to 499 employees	—	X	X	X
	Establishments with 500 to 999 employees	—	X	X	X
	Establishments with 1,000 employees or more	—	X	X	X
42446	Fish and seafood merchant wholesalers				
	All establishments	19	c	D	D
	Establishments with 1 to 4 employees	11	X	X	X
	Establishments with 5 to 9 employees	5	X	X	X
	Establishments with 10 to 19 employees	2	X	X	X
	Establishments with 20 to 49 employees	1	X	X	X
	Establishments with 50 to 99 employees	—	X	X	X
	Establishments with 100 to 249 employees	—	X	X	X
	Establishments with 250 to 499 employees	—	X	X	X
	Establishments with 500 to 999 employees	—	X	X	X
	Establishments with 1,000 employees or more	—	X	X	X
424460	Fish and seafood merchant wholesalers				
	All establishments	19	c	D	D
	Establishments with 1 to 4 employees	11	X	X	X
	Establishments with 5 to 9 employees	5	X	X	X
	Establishments with 10 to 19 employees	2	X	X	X
	Establishments with 20 to 49 employees	1	X	X	X
	Establishments with 50 to 99 employees	—	X	X	X
	Establishments with 100 to 249 employees	—	X	X	X
	Establishments with 250 to 499 employees	—	X	X	X
	Establishments with 500 to 999 employees	—	X	X	X
	Establishments with 1,000 employees or more	—	X	X	X
42447	Meat and meat product merchant wholesalers				
	All establishments	35	165	1 454	6 051
	Establishments with 1 to 4 employees	25	X	X	X
	Establishments with 5 to 9 employees	6	X	X	X
	Establishments with 10 to 19 employees	2	X	X	X
	Establishments with 20 to 49 employees	2	X	X	X
	Establishments with 50 to 99 employees	—	X	X	X
	Establishments with 100 to 249 employees	—	X	X	X
	Establishments with 250 to 499 employees	—	X	X	X
	Establishments with 500 to 999 employees	—	X	X	X
	Establishments with 1,000 employees or more	—	X	X	X

See footnotes at end of table.

Table 5. Establishments, Employees, and Payroll by Industry and Employment Size of Establishments by County: 2004—Con.

[Excludes most government employees, railroad employees, and self-employed persons. Size class 1 to 4 employees includes establishments having payroll, but no employees, during mid-March pay period. For meaning of abbreviations and symbols, see introductory text. For explanation of terms, see Appendix A. For statement on reliability, see the note at the end of the table and Appendix C]

NAICS code	Geography, kind of business, and employment size class	Establishments (number)	Paid employees for pay period including March 12 (number)	First-quarter payroll (\$1,000)	Annual payroll (\$1,000)
42	BERGEN—Con.				
	Wholesale trade—Con.				
424	Nondurable goods merchant wholesalers—Con.				
4244	Grocery and related product merchant wholesalers—Con.				
42447	Meat and meat product merchant wholesalers—Con.				
424470	Meat and meat product merchant wholesalers				
	All establishments	35	165	1 454	6 051
	Establishments with 1 to 4 employees	25	X	X	X
	Establishments with 5 to 9 employees	6	X	X	X
	Establishments with 10 to 19 employees	2	X	X	X
	Establishments with 20 to 49 employees	2	X	X	X
	Establishments with 50 to 99 employees	—	X	X	X
	Establishments with 100 to 249 employees	—	X	X	X
	Establishments with 250 to 499 employees	—	X	X	X
	Establishments with 500 to 999 employees	—	X	X	X
	Establishments with 1,000 employees or more	—	X	X	X
42448	Fresh fruit and vegetable merchant wholesalers				
	All establishments	23	211	2 744	12 649
	Establishments with 1 to 4 employees	15	X	X	X
	Establishments with 5 to 9 employees	4	X	X	X
	Establishments with 10 to 19 employees	1	X	X	X
	Establishments with 20 to 49 employees	2	X	X	X
	Establishments with 50 to 99 employees	1	X	X	X
	Establishments with 100 to 249 employees	—	X	X	X
	Establishments with 250 to 499 employees	—	X	X	X
	Establishments with 500 to 999 employees	—	X	X	X
	Establishments with 1,000 employees or more	—	X	X	X
424480	Fresh fruit and vegetable merchant wholesalers				
	All establishments	23	211	2 744	12 649
	Establishments with 1 to 4 employees	15	X	X	X
	Establishments with 5 to 9 employees	4	X	X	X
	Establishments with 10 to 19 employees	1	X	X	X
	Establishments with 20 to 49 employees	2	X	X	X
	Establishments with 50 to 99 employees	1	X	X	X
	Establishments with 100 to 249 employees	—	X	X	X
	Establishments with 250 to 499 employees	—	X	X	X
	Establishments with 500 to 999 employees	—	X	X	X
	Establishments with 1,000 employees or more	—	X	X	X
42449	Other grocery and related products merchant wholesalers				
	All establishments	135	2 169	30 784	129 849
	Establishments with 1 to 4 employees	74	X	X	X
	Establishments with 5 to 9 employees	23	X	X	X
	Establishments with 10 to 19 employees	9	X	X	X
	Establishments with 20 to 49 employees	19	X	X	X
	Establishments with 50 to 99 employees	6	X	X	X
	Establishments with 100 to 249 employees	3	X	X	X
	Establishments with 250 to 499 employees	1	X	X	X
	Establishments with 500 to 999 employees	—	X	X	X
	Establishments with 1,000 employees or more	—	X	X	X
424490	Other grocery and related products merchant wholesalers				
	All establishments	135	2 169	30 784	129 849
	Establishments with 1 to 4 employees	74	X	X	X
	Establishments with 5 to 9 employees	23	X	X	X
	Establishments with 10 to 19 employees	9	X	X	X
	Establishments with 20 to 49 employees	19	X	X	X
	Establishments with 50 to 99 employees	6	X	X	X
	Establishments with 100 to 249 employees	3	X	X	X
	Establishments with 250 to 499 employees	1	X	X	X
	Establishments with 500 to 999 employees	—	X	X	X
	Establishments with 1,000 employees or more	—	X	X	X
4246	Chemical and allied products merchant wholesalers				
	All establishments	146	1 415	23 719	98 476
	Establishments with 1 to 4 employees	74	X	X	X
	Establishments with 5 to 9 employees	32	X	X	X
	Establishments with 10 to 19 employees	19	X	X	X
	Establishments with 20 to 49 employees	17	X	X	X
	Establishments with 50 to 99 employees	4	X	X	X
	Establishments with 100 to 249 employees	—	X	X	X
	Establishments with 250 to 499 employees	—	X	X	X
	Establishments with 500 to 999 employees	—	X	X	X
	Establishments with 1,000 employees or more	—	X	X	X
42461	Plastics materials and basic forms and shapes merchant wholesalers				
	All establishments	39	459	5 242	21 637
	Establishments with 1 to 4 employees	18	X	X	X
	Establishments with 5 to 9 employees	11	X	X	X
	Establishments with 10 to 19 employees	5	X	X	X
	Establishments with 20 to 49 employees	2	X	X	X
	Establishments with 50 to 99 employees	3	X	X	X
	Establishments with 100 to 249 employees	—	X	X	X
	Establishments with 250 to 499 employees	—	X	X	X
	Establishments with 500 to 999 employees	—	X	X	X
	Establishments with 1,000 employees or more	—	X	X	X

See footnotes at end of table.

Table 5. Establishments, Employees, and Payroll by Industry and Employment Size of Establishments by County: 2004—Con.

[Excludes most government employees, railroad employees, and self-employed persons. Size class 1 to 4 employees includes establishments having payroll, but no employees, during mid-March pay period. For meaning of abbreviations and symbols, see introductory text. For explanation of terms, see Appendix A. For statement on reliability, see the note at the end of the table and Appendix C]

NAICS code	Geography, kind of business, and employment size class	Establishments (number)	Paid employees for pay period including March 12 (number)	First-quarter payroll (\$1,000)	Annual payroll (\$1,000)
42	BERGEN—Con.				
	Wholesale trade—Con.				
424	Nondurable goods merchant wholesalers—Con.				
4246	Chemical and allied products merchant wholesalers—Con.				
42461	Plastics materials and basic forms and shapes merchant wholesalers—Con.				
424610	Plastics materials and basic forms and shapes merchant wholesalers				
	All establishments	39	459	5 242	21 637
	Establishments with 1 to 4 employees	18	X	X	X
	Establishments with 5 to 9 employees	11	X	X	X
	Establishments with 10 to 19 employees	5	X	X	X
	Establishments with 20 to 49 employees	2	X	X	X
	Establishments with 50 to 99 employees	3	X	X	X
	Establishments with 100 to 249 employees	—	X	X	X
	Establishments with 250 to 499 employees	—	X	X	X
	Establishments with 500 to 999 employees	—	X	X	X
	Establishments with 1,000 employees or more	—	X	X	X
42469	Other chemical and allied products merchant wholesalers				
	All establishments	107	956	18 477	76 839
	Establishments with 1 to 4 employees	56	X	X	X
	Establishments with 5 to 9 employees	21	X	X	X
	Establishments with 10 to 19 employees	14	X	X	X
	Establishments with 20 to 49 employees	15	X	X	X
	Establishments with 50 to 99 employees	1	X	X	X
	Establishments with 100 to 249 employees	—	X	X	X
	Establishments with 250 to 499 employees	—	X	X	X
	Establishments with 500 to 999 employees	—	X	X	X
	Establishments with 1,000 employees or more	—	X	X	X
424690	Other chemical and allied products merchant wholesalers				
	All establishments	107	956	18 477	76 839
	Establishments with 1 to 4 employees	56	X	X	X
	Establishments with 5 to 9 employees	21	X	X	X
	Establishments with 10 to 19 employees	14	X	X	X
	Establishments with 20 to 49 employees	15	X	X	X
	Establishments with 50 to 99 employees	1	X	X	X
	Establishments with 100 to 249 employees	—	X	X	X
	Establishments with 250 to 499 employees	—	X	X	X
	Establishments with 500 to 999 employees	—	X	X	X
	Establishments with 1,000 employees or more	—	X	X	X
4247	Petroleum and petroleum products merchant wholesalers				
	All establishments	20	336	5 064	31 594
	Establishments with 1 to 4 employees	6	X	X	X
	Establishments with 5 to 9 employees	6	X	X	X
	Establishments with 10 to 19 employees	2	X	X	X
	Establishments with 20 to 49 employees	5	X	X	X
	Establishments with 50 to 99 employees	1	X	X	X
	Establishments with 100 to 249 employees	—	X	X	X
	Establishments with 250 to 499 employees	—	X	X	X
	Establishments with 500 to 999 employees	—	X	X	X
	Establishments with 1,000 employees or more	—	X	X	X
42471	Petroleum bulk stations and terminals				
	All establishments	10	103	771	3 798
	Establishments with 1 to 4 employees	4	X	X	X
	Establishments with 5 to 9 employees	3	X	X	X
	Establishments with 10 to 19 employees	1	X	X	X
	Establishments with 20 to 49 employees	2	X	X	X
	Establishments with 50 to 99 employees	—	X	X	X
	Establishments with 100 to 249 employees	—	X	X	X
	Establishments with 250 to 499 employees	—	X	X	X
	Establishments with 500 to 999 employees	—	X	X	X
	Establishments with 1,000 employees or more	—	X	X	X
424710	Petroleum bulk stations and terminals				
	All establishments	10	103	771	3 798
	Establishments with 1 to 4 employees	4	X	X	X
	Establishments with 5 to 9 employees	3	X	X	X
	Establishments with 10 to 19 employees	1	X	X	X
	Establishments with 20 to 49 employees	2	X	X	X
	Establishments with 50 to 99 employees	—	X	X	X
	Establishments with 100 to 249 employees	—	X	X	X
	Establishments with 250 to 499 employees	—	X	X	X
	Establishments with 500 to 999 employees	—	X	X	X
	Establishments with 1,000 employees or more	—	X	X	X
42472	Petroleum and petroleum products merchant wholesalers (except bulk stations and terminals)				
	All establishments	10	233	4 293	27 796
	Establishments with 1 to 4 employees	2	X	X	X
	Establishments with 5 to 9 employees	3	X	X	X
	Establishments with 10 to 19 employees	1	X	X	X
	Establishments with 20 to 49 employees	3	X	X	X
	Establishments with 50 to 99 employees	1	X	X	X
	Establishments with 100 to 249 employees	—	X	X	X

See footnotes at end of table.

Table 5. Establishments, Employees, and Payroll by Industry and Employment Size of Establishments by County: 2004—Con.

[Excludes most government employees, railroad employees, and self-employed persons. Size class 1 to 4 employees includes establishments having payroll, but no employees, during mid-March pay period. For meaning of abbreviations and symbols, see introductory text. For explanation of terms, see Appendix A. For statement on reliability, see the note at the end of the table and Appendix C]

NAICS code	Geography, kind of business, and employment size class	Establishments (number)	Paid employees for pay period including March 12 (number)	First-quarter payroll (\$1,000)	Annual payroll (\$1,000)
	BERGEN—Con.				
42	Wholesale trade—Con.				
424	Nondurable goods merchant wholesalers—Con.				
4247	Petroleum and petroleum products merchant wholesalers—Con.				
42472	Petroleum and petroleum products merchant wholesalers (except bulk stations and terminals)—Con.				
	All establishments—Con.				
	Establishments with 250 to 499 employees	—	X	X	X
	Establishments with 500 to 999 employees	—	X	X	X
	Establishments with 1,000 employees or more	—	X	X	X
424720	Petroleum and petroleum products merchant wholesalers (except bulk stations and terminals)				
	All establishments	10	233	4 293	27 796
	Establishments with 1 to 4 employees	2	X	X	X
	Establishments with 5 to 9 employees	3	X	X	X
	Establishments with 10 to 19 employees	1	X	X	X
	Establishments with 20 to 49 employees	3	X	X	X
	Establishments with 50 to 99 employees	1	X	X	X
	Establishments with 100 to 249 employees	—	X	X	X
	Establishments with 250 to 499 employees	—	X	X	X
	Establishments with 500 to 999 employees	—	X	X	X
	Establishments with 1,000 employees or more	—	X	X	X
4248	Beer, wine, and distilled alcoholic beverage merchant wholesalers				
	All establishments	27	1 084	17 406	72 933
	Establishments with 1 to 4 employees	14	X	X	X
	Establishments with 5 to 9 employees	5	X	X	X
	Establishments with 10 to 19 employees	2	X	X	X
	Establishments with 20 to 49 employees	—	X	X	X
	Establishments with 50 to 99 employees	2	X	X	X
	Establishments with 100 to 249 employees	3	X	X	X
	Establishments with 250 to 499 employees	1	X	X	X
	Establishments with 500 to 999 employees	—	X	X	X
	Establishments with 1,000 employees or more	—	X	X	X
42481	Beer and ale merchant wholesalers				
	All establishments	9	337	2 874	15 042
	Establishments with 1 to 4 employees	5	X	X	X
	Establishments with 5 to 9 employees	1	X	X	X
	Establishments with 10 to 19 employees	—	X	X	X
	Establishments with 20 to 49 employees	—	X	X	X
	Establishments with 50 to 99 employees	1	X	X	X
	Establishments with 100 to 249 employees	2	X	X	X
	Establishments with 250 to 499 employees	—	X	X	X
	Establishments with 500 to 999 employees	—	X	X	X
	Establishments with 1,000 employees or more	—	X	X	X
424810	Beer and ale merchant wholesalers				
	All establishments	9	337	2 874	15 042
	Establishments with 1 to 4 employees	5	X	X	X
	Establishments with 5 to 9 employees	1	X	X	X
	Establishments with 10 to 19 employees	—	X	X	X
	Establishments with 20 to 49 employees	—	X	X	X
	Establishments with 50 to 99 employees	1	X	X	X
	Establishments with 100 to 249 employees	2	X	X	X
	Establishments with 250 to 499 employees	—	X	X	X
	Establishments with 500 to 999 employees	—	X	X	X
	Establishments with 1,000 employees or more	—	X	X	X
42482	Wine and distilled alcoholic beverage merchant wholesalers				
	All establishments	18	747	14 532	57 891
	Establishments with 1 to 4 employees	9	X	X	X
	Establishments with 5 to 9 employees	4	X	X	X
	Establishments with 10 to 19 employees	2	X	X	X
	Establishments with 20 to 49 employees	—	X	X	X
	Establishments with 50 to 99 employees	1	X	X	X
	Establishments with 100 to 249 employees	1	X	X	X
	Establishments with 250 to 499 employees	1	X	X	X
	Establishments with 500 to 999 employees	—	X	X	X
	Establishments with 1,000 employees or more	—	X	X	X
424820	Wine and distilled alcoholic beverage merchant wholesalers				
	All establishments	18	747	14 532	57 891
	Establishments with 1 to 4 employees	9	X	X	X
	Establishments with 5 to 9 employees	4	X	X	X
	Establishments with 10 to 19 employees	2	X	X	X
	Establishments with 20 to 49 employees	—	X	X	X
	Establishments with 50 to 99 employees	1	X	X	X
	Establishments with 100 to 249 employees	1	X	X	X
	Establishments with 250 to 499 employees	1	X	X	X
	Establishments with 500 to 999 employees	—	X	X	X
	Establishments with 1,000 employees or more	—	X	X	X

See footnotes at end of table.

Table 5. Establishments, Employees, and Payroll by Industry and Employment Size of Establishments by County: 2004—Con.

[Excludes most government employees, railroad employees, and self-employed persons. Size class 1 to 4 employees includes establishments having payroll, but no employees, during mid-March pay period. For meaning of abbreviations and symbols, see introductory text. For explanation of terms, see Appendix A. For statement on reliability, see the note at the end of the table and Appendix C]

NAICS code	Geography, kind of business, and employment size class	Establishments (number)	Paid employees for pay period including March 12 (number)	First-quarter payroll (\$1,000)	Annual payroll (\$1,000)
	BERGEN—Con.				
42	Wholesale trade—Con.				
424	Nondurable goods merchant wholesalers—Con.				
4249	Miscellaneous nondurable goods merchant wholesalers				
	All establishments	275	3 128	39 346	158 115
	Establishments with 1 to 4 employees	161	X	X	X
	Establishments with 5 to 9 employees	42	X	X	X
	Establishments with 10 to 19 employees	32	X	X	X
	Establishments with 20 to 49 employees	24	X	X	X
	Establishments with 50 to 99 employees	12	X	X	X
	Establishments with 100 to 249 employees	3	X	X	X
	Establishments with 250 to 499 employees	1	X	X	X
	Establishments with 500 to 999 employees	—	X	X	X
	Establishments with 1,000 employees or more	—	X	X	X
42491	Farm supplies merchant wholesalers				
	All establishments	15	176	3 957	17 343
	Establishments with 1 to 4 employees	9	X	X	X
	Establishments with 5 to 9 employees	1	X	X	X
	Establishments with 10 to 19 employees	3	X	X	X
	Establishments with 20 to 49 employees	—	X	X	X
	Establishments with 50 to 99 employees	2	X	X	X
	Establishments with 100 to 249 employees	—	X	X	X
	Establishments with 250 to 499 employees	—	X	X	X
	Establishments with 500 to 999 employees	—	X	X	X
	Establishments with 1,000 employees or more	—	X	X	X
424910	Farm supplies merchant wholesalers				
	All establishments	15	176	3 957	17 343
	Establishments with 1 to 4 employees	9	X	X	X
	Establishments with 5 to 9 employees	1	X	X	X
	Establishments with 10 to 19 employees	3	X	X	X
	Establishments with 20 to 49 employees	—	X	X	X
	Establishments with 50 to 99 employees	2	X	X	X
	Establishments with 100 to 249 employees	—	X	X	X
	Establishments with 250 to 499 employees	—	X	X	X
	Establishments with 500 to 999 employees	—	X	X	X
	Establishments with 1,000 employees or more	—	X	X	X
42492	Book, periodical, and newspaper merchant wholesalers				
	All establishments	31	870	11 092	49 472
	Establishments with 1 to 4 employees	9	X	X	X
	Establishments with 5 to 9 employees	4	X	X	X
	Establishments with 10 to 19 employees	8	X	X	X
	Establishments with 20 to 49 employees	6	X	X	X
	Establishments with 50 to 99 employees	3	X	X	X
	Establishments with 100 to 249 employees	—	X	X	X
	Establishments with 250 to 499 employees	1	X	X	X
	Establishments with 500 to 999 employees	—	X	X	X
	Establishments with 1,000 employees or more	—	X	X	X
424920	Book, periodical, and newspaper merchant wholesalers				
	All establishments	31	870	11 092	49 472
	Establishments with 1 to 4 employees	9	X	X	X
	Establishments with 5 to 9 employees	4	X	X	X
	Establishments with 10 to 19 employees	8	X	X	X
	Establishments with 20 to 49 employees	6	X	X	X
	Establishments with 50 to 99 employees	3	X	X	X
	Establishments with 100 to 249 employees	—	X	X	X
	Establishments with 250 to 499 employees	1	X	X	X
	Establishments with 500 to 999 employees	—	X	X	X
	Establishments with 1,000 employees or more	—	X	X	X
42493	Flower, nursery stock, and florists' supplies merchant wholesalers				
	All establishments	30	374	4 260	14 605
	Establishments with 1 to 4 employees	14	X	X	X
	Establishments with 5 to 9 employees	8	X	X	X
	Establishments with 10 to 19 employees	3	X	X	X
	Establishments with 20 to 49 employees	3	X	X	X
	Establishments with 50 to 99 employees	1	X	X	X
	Establishments with 100 to 249 employees	1	X	X	X
	Establishments with 250 to 499 employees	—	X	X	X
	Establishments with 500 to 999 employees	—	X	X	X
	Establishments with 1,000 employees or more	—	X	X	X
424930	Flower, nursery stock, and florists' supplies merchant wholesalers				
	All establishments	30	374	4 260	14 605
	Establishments with 1 to 4 employees	14	X	X	X
	Establishments with 5 to 9 employees	8	X	X	X
	Establishments with 10 to 19 employees	3	X	X	X
	Establishments with 20 to 49 employees	3	X	X	X
	Establishments with 50 to 99 employees	1	X	X	X
	Establishments with 100 to 249 employees	1	X	X	X
	Establishments with 250 to 499 employees	—	X	X	X
	Establishments with 500 to 999 employees	—	X	X	X
	Establishments with 1,000 employees or more	—	X	X	X

See footnotes at end of table.

Table 5. Establishments, Employees, and Payroll by Industry and Employment Size of Establishments by County: 2004—Con.

[Excludes most government employees, railroad employees, and self-employed persons. Size class 1 to 4 employees includes establishments having payroll, but no employees, during mid-March pay period. For meaning of abbreviations and symbols, see introductory text. For explanation of terms, see Appendix A. For statement on reliability, see the note at the end of the table and Appendix C]

NAICS code	Geography, kind of business, and employment size class	Establishments (number)	Paid employees for pay period including March 12 (number)	First-quarter payroll (\$1,000)	Annual payroll (\$1,000)
42	BERGEN—Con.				
	Wholesale trade—Con.				
424	Nondurable goods merchant wholesalers—Con.				
4249	Miscellaneous nondurable goods merchant wholesalers—Con.				
42494	Tobacco and tobacco product merchant wholesalers				
	All establishments	8	202	3 511	11 823
	Establishments with 1 to 4 employees	2	X	X	X
	Establishments with 5 to 9 employees	—	X	X	X
	Establishments with 10 to 19 employees	2	X	X	X
	Establishments with 20 to 49 employees	2	X	X	X
	Establishments with 50 to 99 employees	2	X	X	X
	Establishments with 100 to 249 employees	—	X	X	X
	Establishments with 250 to 499 employees	—	X	X	X
	Establishments with 500 to 999 employees	—	X	X	X
	Establishments with 1,000 employees or more	—	X	X	X
424940	Tobacco and tobacco product merchant wholesalers				
	All establishments	8	202	3 511	11 823
	Establishments with 1 to 4 employees	2	X	X	X
	Establishments with 5 to 9 employees	—	X	X	X
	Establishments with 10 to 19 employees	2	X	X	X
	Establishments with 20 to 49 employees	2	X	X	X
	Establishments with 50 to 99 employees	2	X	X	X
	Establishments with 100 to 249 employees	—	X	X	X
	Establishments with 250 to 499 employees	—	X	X	X
	Establishments with 500 to 999 employees	—	X	X	X
	Establishments with 1,000 employees or more	—	X	X	X
42495	Paint, varnish, and supplies merchant wholesalers				
	All establishments	18	133	1 851	8 344
	Establishments with 1 to 4 employees	8	X	X	X
	Establishments with 5 to 9 employees	2	X	X	X
	Establishments with 10 to 19 employees	7	X	X	X
	Establishments with 20 to 49 employees	1	X	X	X
	Establishments with 50 to 99 employees	—	X	X	X
	Establishments with 100 to 249 employees	—	X	X	X
	Establishments with 250 to 499 employees	—	X	X	X
	Establishments with 500 to 999 employees	—	X	X	X
	Establishments with 1,000 employees or more	—	X	X	X
424950	Paint, varnish, and supplies merchant wholesalers				
	All establishments	18	133	1 851	8 344
	Establishments with 1 to 4 employees	8	X	X	X
	Establishments with 5 to 9 employees	2	X	X	X
	Establishments with 10 to 19 employees	7	X	X	X
	Establishments with 20 to 49 employees	1	X	X	X
	Establishments with 50 to 99 employees	—	X	X	X
	Establishments with 100 to 249 employees	—	X	X	X
	Establishments with 250 to 499 employees	—	X	X	X
	Establishments with 500 to 999 employees	—	X	X	X
	Establishments with 1,000 employees or more	—	X	X	X
42499	Other miscellaneous nondurable goods merchant wholesalers				
	All establishments	173	1 373	14 675	56 528
	Establishments with 1 to 4 employees	119	X	X	X
	Establishments with 5 to 9 employees	27	X	X	X
	Establishments with 10 to 19 employees	9	X	X	X
	Establishments with 20 to 49 employees	12	X	X	X
	Establishments with 50 to 99 employees	4	X	X	X
	Establishments with 100 to 249 employees	2	X	X	X
	Establishments with 250 to 499 employees	—	X	X	X
	Establishments with 500 to 999 employees	—	X	X	X
	Establishments with 1,000 employees or more	—	X	X	X
424990	Other miscellaneous nondurable goods merchant wholesalers				
	All establishments	173	1 373	14 675	56 528
	Establishments with 1 to 4 employees	119	X	X	X
	Establishments with 5 to 9 employees	27	X	X	X
	Establishments with 10 to 19 employees	9	X	X	X
	Establishments with 20 to 49 employees	12	X	X	X
	Establishments with 50 to 99 employees	4	X	X	X
	Establishments with 100 to 249 employees	2	X	X	X
	Establishments with 250 to 499 employees	—	X	X	X
	Establishments with 500 to 999 employees	—	X	X	X
	Establishments with 1,000 employees or more	—	X	X	X
425	Wholesale electronic markets and agents and brokers				
	All establishments	419	3 319	48 049	162 348
	Establishments with 1 to 4 employees	340	X	X	X
	Establishments with 5 to 9 employees	55	X	X	X
	Establishments with 10 to 19 employees	10	X	X	X
	Establishments with 20 to 49 employees	4	X	X	X
	Establishments with 50 to 99 employees	4	X	X	X
	Establishments with 100 to 249 employees	2	X	X	X
	Establishments with 250 to 499 employees	3	X	X	X
	Establishments with 500 to 999 employees	1	X	X	X
	Establishments with 1,000 employees or more	—	X	X	X

See footnotes at end of table.

Table 5. Establishments, Employees, and Payroll by Industry and Employment Size of Establishments by County: 2004—Con.

[Excludes most government employees, railroad employees, and self-employed persons. Size class 1 to 4 employees includes establishments having payroll, but no employees, during mid-March pay period. For meaning of abbreviations and symbols, see introductory text. For explanation of terms, see Appendix A. For statement on reliability, see the note at the end of the table and Appendix C]

NAICS code	Geography, kind of business, and employment size class	Establishments (number)	Paid employees for pay period including March 12 (number)	First-quarter payroll (\$1,000)	Annual payroll (\$1,000)
	BERGEN—Con.				
42	Wholesale trade—Con.				
425	Wholesale electronic markets and agents and brokers—Con.				
4251	Wholesale electronic markets and agents and brokers				
	All establishments	419	3 319	48 049	162 348
	Establishments with 1 to 4 employees	340	X	X	X
	Establishments with 5 to 9 employees	55	X	X	X
	Establishments with 10 to 19 employees	10	X	X	X
	Establishments with 20 to 49 employees	4	X	X	X
	Establishments with 50 to 99 employees	4	X	X	X
	Establishments with 100 to 249 employees	2	X	X	X
	Establishments with 250 to 499 employees	3	X	X	X
	Establishments with 500 to 999 employees	1	X	X	X
	Establishments with 1,000 employees or more	—	X	X	X
42512	Wholesale trade agents and brokers				
	All establishments	413	3 315	48 021	162 229
	Establishments with 1 to 4 employees	334	X	X	X
	Establishments with 5 to 9 employees	55	X	X	X
	Establishments with 10 to 19 employees	10	X	X	X
	Establishments with 20 to 49 employees	4	X	X	X
	Establishments with 50 to 99 employees	4	X	X	X
	Establishments with 100 to 249 employees	2	X	X	X
	Establishments with 250 to 499 employees	3	X	X	X
	Establishments with 500 to 999 employees	1	X	X	X
	Establishments with 1,000 employees or more	—	X	X	X
425120	Wholesale trade agents and brokers				
	All establishments	413	3 315	48 021	162 229
	Establishments with 1 to 4 employees	334	X	X	X
	Establishments with 5 to 9 employees	55	X	X	X
	Establishments with 10 to 19 employees	10	X	X	X
	Establishments with 20 to 49 employees	4	X	X	X
	Establishments with 50 to 99 employees	4	X	X	X
	Establishments with 100 to 249 employees	2	X	X	X
	Establishments with 250 to 499 employees	3	X	X	X
	Establishments with 500 to 999 employees	1	X	X	X
	Establishments with 1,000 employees or more	—	X	X	X
44-45	Retail trade				
	All establishments	4 318	56 974	336 370	1 424 552
	Establishments with 1 to 4 employees	2 457	X	X	X
	Establishments with 5 to 9 employees	778	X	X	X
	Establishments with 10 to 19 employees	476	X	X	X
	Establishments with 20 to 49 employees	366	X	X	X
	Establishments with 50 to 99 employees	135	X	X	X
	Establishments with 100 to 249 employees	82	X	X	X
	Establishments with 250 to 499 employees	21	X	X	X
	Establishments with 500 to 999 employees	3	X	X	X
	Establishments with 1,000 employees or more	—	X	X	X
441	Motor vehicle and parts dealers				
	All establishments	304	5 534	62 807	278 678
	Establishments with 1 to 4 employees	132	X	X	X
	Establishments with 5 to 9 employees	54	X	X	X
	Establishments with 10 to 19 employees	36	X	X	X
	Establishments with 20 to 49 employees	46	X	X	X
	Establishments with 50 to 99 employees	26	X	X	X
	Establishments with 100 to 249 employees	10	X	X	X
	Establishments with 250 to 499 employees	—	X	X	X
	Establishments with 500 to 999 employees	—	X	X	X
	Establishments with 1,000 employees or more	—	X	X	X
4411	Automobile dealers				
	All establishments	169	4 525	54 674	242 720
	Establishments with 1 to 4 employees	72	X	X	X
	Establishments with 5 to 9 employees	13	X	X	X
	Establishments with 10 to 19 employees	11	X	X	X
	Establishments with 20 to 49 employees	38	X	X	X
	Establishments with 50 to 99 employees	25	X	X	X
	Establishments with 100 to 249 employees	10	X	X	X
	Establishments with 250 to 499 employees	—	X	X	X
	Establishments with 500 to 999 employees	—	X	X	X
	Establishments with 1,000 employees or more	—	X	X	X
44111	New car dealers				
	All establishments	103	4 285	52 636	234 108
	Establishments with 1 to 4 employees	21	X	X	X
	Establishments with 5 to 9 employees	3	X	X	X
	Establishments with 10 to 19 employees	7	X	X	X
	Establishments with 20 to 49 employees	37	X	X	X
	Establishments with 50 to 99 employees	25	X	X	X
	Establishments with 100 to 249 employees	10	X	X	X
	Establishments with 250 to 499 employees	—	X	X	X
	Establishments with 500 to 999 employees	—	X	X	X
	Establishments with 1,000 employees or more	—	X	X	X

See footnotes at end of table.

Table 5. Establishments, Employees, and Payroll by Industry and Employment Size of Establishments by County: 2004—Con.

[Excludes most government employees, railroad employees, and self-employed persons. Size class 1 to 4 employees includes establishments having payroll, but no employees, during mid-March pay period. For meaning of abbreviations and symbols, see introductory text. For explanation of terms, see Appendix A. For statement on reliability, see the note at the end of the table and Appendix C]

NAICS code	Geography, kind of business, and employment size class	Establishments (number)	Paid employees for pay period including March 12 (number)	First-quarter payroll (\$1,000)	Annual payroll (\$1,000)
44-45	BERGEN—Con.				
	Retail trade—Con.				
441	Motor vehicle and parts dealers—Con.				
4411	Automobile dealers—Con.				
44111	New car dealers—Con.				
441110	New car dealers				
	All establishments	103	4 285	52 636	234 108
	Establishments with 1 to 4 employees	21	X	X	X
	Establishments with 5 to 9 employees	3	X	X	X
	Establishments with 10 to 19 employees	7	X	X	X
	Establishments with 20 to 49 employees	37	X	X	X
	Establishments with 50 to 99 employees	25	X	X	X
	Establishments with 100 to 249 employees	10	X	X	X
	Establishments with 250 to 499 employees	—	X	X	X
	Establishments with 500 to 999 employees	—	X	X	X
	Establishments with 1,000 employees or more	—	X	X	X
44112	Used car dealers				
	All establishments	66	240	2 038	8 612
	Establishments with 1 to 4 employees	51	X	X	X
	Establishments with 5 to 9 employees	10	X	X	X
	Establishments with 10 to 19 employees	4	X	X	X
	Establishments with 20 to 49 employees	1	X	X	X
	Establishments with 50 to 99 employees	—	X	X	X
	Establishments with 100 to 249 employees	—	X	X	X
	Establishments with 250 to 499 employees	—	X	X	X
	Establishments with 500 to 999 employees	—	X	X	X
	Establishments with 1,000 employees or more	—	X	X	X
441120	Used car dealers				
	All establishments	66	240	2 038	8 612
	Establishments with 1 to 4 employees	51	X	X	X
	Establishments with 5 to 9 employees	10	X	X	X
	Establishments with 10 to 19 employees	4	X	X	X
	Establishments with 20 to 49 employees	1	X	X	X
	Establishments with 50 to 99 employees	—	X	X	X
	Establishments with 100 to 249 employees	—	X	X	X
	Establishments with 250 to 499 employees	—	X	X	X
	Establishments with 500 to 999 employees	—	X	X	X
	Establishments with 1,000 employees or more	—	X	X	X
4412	Other motor vehicle dealers				
	All establishments	26	233	2 594	12 479
	Establishments with 1 to 4 employees	15	X	X	X
	Establishments with 5 to 9 employees	3	X	X	X
	Establishments with 10 to 19 employees	5	X	X	X
	Establishments with 20 to 49 employees	2	X	X	X
	Establishments with 50 to 99 employees	1	X	X	X
	Establishments with 100 to 249 employees	—	X	X	X
	Establishments with 250 to 499 employees	—	X	X	X
	Establishments with 500 to 999 employees	—	X	X	X
	Establishments with 1,000 employees or more	—	X	X	X
44122	Motorcycle, boat, and other motor vehicle dealers				
	All establishments	26	233	2 594	12 479
	Establishments with 1 to 4 employees	15	X	X	X
	Establishments with 5 to 9 employees	3	X	X	X
	Establishments with 10 to 19 employees	5	X	X	X
	Establishments with 20 to 49 employees	2	X	X	X
	Establishments with 50 to 99 employees	1	X	X	X
	Establishments with 100 to 249 employees	—	X	X	X
	Establishments with 250 to 499 employees	—	X	X	X
	Establishments with 500 to 999 employees	—	X	X	X
	Establishments with 1,000 employees or more	—	X	X	X
441221	Motorcycle dealers				
	All establishments	13	100	996	5 189
	Establishments with 1 to 4 employees	6	X	X	X
	Establishments with 5 to 9 employees	3	X	X	X
	Establishments with 10 to 19 employees	3	X	X	X
	Establishments with 20 to 49 employees	1	X	X	X
	Establishments with 50 to 99 employees	—	X	X	X
	Establishments with 100 to 249 employees	—	X	X	X
	Establishments with 250 to 499 employees	—	X	X	X
	Establishments with 500 to 999 employees	—	X	X	X
	Establishments with 1,000 employees or more	—	X	X	X
4413	Automotive parts, accessories, and tire stores				
	All establishments	109	776	5 539	23 479
	Establishments with 1 to 4 employees	45	X	X	X
	Establishments with 5 to 9 employees	38	X	X	X
	Establishments with 10 to 19 employees	20	X	X	X
	Establishments with 20 to 49 employees	6	X	X	X
	Establishments with 50 to 99 employees	—	X	X	X
	Establishments with 100 to 249 employees	—	X	X	X
	Establishments with 250 to 499 employees	—	X	X	X
	Establishments with 500 to 999 employees	—	X	X	X
	Establishments with 1,000 employees or more	—	X	X	X

See footnotes at end of table.

Table 5. Establishments, Employees, and Payroll by Industry and Employment Size of Establishments by County: 2004—Con.

[Excludes most government employees, railroad employees, and self-employed persons. Size class 1 to 4 employees includes establishments having payroll, but no employees, during mid-March pay period. For meaning of abbreviations and symbols, see introductory text. For explanation of terms, see Appendix A. For statement on reliability, see the note at the end of the table and Appendix C]

NAICS code	Geography, kind of business, and employment size class	Establishments (number)	Paid employees for pay period including March 12 (number)	First-quarter payroll (\$1,000)	Annual payroll (\$1,000)
BERGEN—Con.					
44-45	Retail trade—Con.				
441	Motor vehicle and parts dealers—Con.				
4413	Automotive parts, accessories, and tire stores—Con.				
44131	Automotive parts and accessories stores				
	All establishments	56	416	2 383	10 216
	Establishments with 1 to 4 employees	28	X	X	X
	Establishments with 5 to 9 employees	16	X	X	X
	Establishments with 10 to 19 employees	7	X	X	X
	Establishments with 20 to 49 employees	5	X	X	X
	Establishments with 50 to 99 employees	—	X	X	X
	Establishments with 100 to 249 employees	—	X	X	X
	Establishments with 250 to 499 employees	—	X	X	X
	Establishments with 500 to 999 employees	—	X	X	X
	Establishments with 1,000 employees or more	—	X	X	X
441310	Automotive parts and accessories stores				
	All establishments	56	416	2 383	10 216
	Establishments with 1 to 4 employees	28	X	X	X
	Establishments with 5 to 9 employees	16	X	X	X
	Establishments with 10 to 19 employees	7	X	X	X
	Establishments with 20 to 49 employees	5	X	X	X
	Establishments with 50 to 99 employees	—	X	X	X
	Establishments with 100 to 249 employees	—	X	X	X
	Establishments with 250 to 499 employees	—	X	X	X
	Establishments with 500 to 999 employees	—	X	X	X
	Establishments with 1,000 employees or more	—	X	X	X
44132	Tire dealers				
	All establishments	53	360	3 156	13 263
	Establishments with 1 to 4 employees	17	X	X	X
	Establishments with 5 to 9 employees	22	X	X	X
	Establishments with 10 to 19 employees	13	X	X	X
	Establishments with 20 to 49 employees	1	X	X	X
	Establishments with 50 to 99 employees	—	X	X	X
	Establishments with 100 to 249 employees	—	X	X	X
	Establishments with 250 to 499 employees	—	X	X	X
	Establishments with 500 to 999 employees	—	X	X	X
	Establishments with 1,000 employees or more	—	X	X	X
441320	Tire dealers				
	All establishments	53	360	3 156	13 263
	Establishments with 1 to 4 employees	17	X	X	X
	Establishments with 5 to 9 employees	22	X	X	X
	Establishments with 10 to 19 employees	13	X	X	X
	Establishments with 20 to 49 employees	1	X	X	X
	Establishments with 50 to 99 employees	—	X	X	X
	Establishments with 100 to 249 employees	—	X	X	X
	Establishments with 250 to 499 employees	—	X	X	X
	Establishments with 500 to 999 employees	—	X	X	X
	Establishments with 1,000 employees or more	—	X	X	X
442	Furniture and home furnishings stores				
	All establishments	290	2 318	16 092	66 246
	Establishments with 1 to 4 employees	174	X	X	X
	Establishments with 5 to 9 employees	56	X	X	X
	Establishments with 10 to 19 employees	35	X	X	X
	Establishments with 20 to 49 employees	17	X	X	X
	Establishments with 50 to 99 employees	7	X	X	X
	Establishments with 100 to 249 employees	1	X	X	X
	Establishments with 250 to 499 employees	—	X	X	X
	Establishments with 500 to 999 employees	—	X	X	X
	Establishments with 1,000 employees or more	—	X	X	X
4421	Furniture stores				
	All establishments	110	667	6 886	28 016
	Establishments with 1 to 4 employees	69	X	X	X
	Establishments with 5 to 9 employees	19	X	X	X
	Establishments with 10 to 19 employees	13	X	X	X
	Establishments with 20 to 49 employees	9	X	X	X
	Establishments with 50 to 99 employees	—	X	X	X
	Establishments with 100 to 249 employees	—	X	X	X
	Establishments with 250 to 499 employees	—	X	X	X
	Establishments with 500 to 999 employees	—	X	X	X
	Establishments with 1,000 employees or more	—	X	X	X
44211	Furniture stores				
	All establishments	110	667	6 886	28 016
	Establishments with 1 to 4 employees	69	X	X	X
	Establishments with 5 to 9 employees	19	X	X	X
	Establishments with 10 to 19 employees	13	X	X	X
	Establishments with 20 to 49 employees	9	X	X	X
	Establishments with 50 to 99 employees	—	X	X	X
	Establishments with 100 to 249 employees	—	X	X	X
	Establishments with 250 to 499 employees	—	X	X	X
	Establishments with 500 to 999 employees	—	X	X	X
	Establishments with 1,000 employees or more	—	X	X	X

See footnotes at end of table.

Table 5. Establishments, Employees, and Payroll by Industry and Employment Size of Establishments by County: 2004—Con.

[Excludes most government employees, railroad employees, and self-employed persons. Size class 1 to 4 employees includes establishments having payroll, but no employees, during mid-March pay period. For meaning of abbreviations and symbols, see introductory text. For explanation of terms, see Appendix A. For statement on reliability, see the note at the end of the table and Appendix C]

NAICS code	Geography, kind of business, and employment size class	Establishments (number)	Paid employees for pay period including March 12 (number)	First-quarter payroll (\$1,000)	Annual payroll (\$1,000)
44-45	BERGEN—Con.				
	Retail trade—Con.				
442	Furniture and home furnishings stores—Con.				
4421	Furniture stores—Con.				
44211	Furniture stores—Con.				
442110	Furniture stores				
	All establishments	110	667	6 886	28 016
	Establishments with 1 to 4 employees	69	X	X	X
	Establishments with 5 to 9 employees	19	X	X	X
	Establishments with 10 to 19 employees	13	X	X	X
	Establishments with 20 to 49 employees	9	X	X	X
	Establishments with 50 to 99 employees	—	X	X	X
	Establishments with 100 to 249 employees	—	X	X	X
	Establishments with 250 to 499 employees	—	X	X	X
	Establishments with 500 to 999 employees	—	X	X	X
	Establishments with 1,000 employees or more	—	X	X	X
4422	Home furnishings stores				
	All establishments	180	1 651	9 206	38 230
	Establishments with 1 to 4 employees	105	X	X	X
	Establishments with 5 to 9 employees	37	X	X	X
	Establishments with 10 to 19 employees	22	X	X	X
	Establishments with 20 to 49 employees	8	X	X	X
	Establishments with 50 to 99 employees	7	X	X	X
	Establishments with 100 to 249 employees	1	X	X	X
	Establishments with 250 to 499 employees	—	X	X	X
	Establishments with 500 to 999 employees	—	X	X	X
	Establishments with 1,000 employees or more	—	X	X	X
44221	Floor covering stores				
	All establishments	69	369	2 929	12 907
	Establishments with 1 to 4 employees	46	X	X	X
	Establishments with 5 to 9 employees	15	X	X	X
	Establishments with 10 to 19 employees	5	X	X	X
	Establishments with 20 to 49 employees	2	X	X	X
	Establishments with 50 to 99 employees	1	X	X	X
	Establishments with 100 to 249 employees	—	X	X	X
	Establishments with 250 to 499 employees	—	X	X	X
	Establishments with 500 to 999 employees	—	X	X	X
	Establishments with 1,000 employees or more	—	X	X	X
442210	Floor covering stores				
	All establishments	69	369	2 929	12 907
	Establishments with 1 to 4 employees	46	X	X	X
	Establishments with 5 to 9 employees	15	X	X	X
	Establishments with 10 to 19 employees	5	X	X	X
	Establishments with 20 to 49 employees	2	X	X	X
	Establishments with 50 to 99 employees	1	X	X	X
	Establishments with 100 to 249 employees	—	X	X	X
	Establishments with 250 to 499 employees	—	X	X	X
	Establishments with 500 to 999 employees	—	X	X	X
	Establishments with 1,000 employees or more	—	X	X	X
44229	Other home furnishings stores				
	All establishments	111	1 282	6 277	25 323
	Establishments with 1 to 4 employees	59	X	X	X
	Establishments with 5 to 9 employees	22	X	X	X
	Establishments with 10 to 19 employees	17	X	X	X
	Establishments with 20 to 49 employees	6	X	X	X
	Establishments with 50 to 99 employees	6	X	X	X
	Establishments with 100 to 249 employees	1	X	X	X
	Establishments with 250 to 499 employees	—	X	X	X
	Establishments with 500 to 999 employees	—	X	X	X
	Establishments with 1,000 employees or more	—	X	X	X
442299	All other home furnishings stores				
	All establishments	90	1 202	5 918	23 704
	Establishments with 1 to 4 employees	44	X	X	X
	Establishments with 5 to 9 employees	19	X	X	X
	Establishments with 10 to 19 employees	14	X	X	X
	Establishments with 20 to 49 employees	6	X	X	X
	Establishments with 50 to 99 employees	6	X	X	X
	Establishments with 100 to 249 employees	1	X	X	X
	Establishments with 250 to 499 employees	—	X	X	X
	Establishments with 500 to 999 employees	—	X	X	X
	Establishments with 1,000 employees or more	—	X	X	X
443	Electronics and appliance stores				
	All establishments	215	1 731	12 337	51 825
	Establishments with 1 to 4 employees	132	X	X	X
	Establishments with 5 to 9 employees	50	X	X	X
	Establishments with 10 to 19 employees	17	X	X	X
	Establishments with 20 to 49 employees	9	X	X	X
	Establishments with 50 to 99 employees	4	X	X	X
	Establishments with 100 to 249 employees	3	X	X	X
	Establishments with 250 to 499 employees	—	X	X	X
	Establishments with 500 to 999 employees	—	X	X	X
	Establishments with 1,000 employees or more	—	X	X	X

See footnotes at end of table.

Table 5. Establishments, Employees, and Payroll by Industry and Employment Size of Establishments by County: 2004—Con.

[Excludes most government employees, railroad employees, and self-employed persons. Size class 1 to 4 employees includes establishments having payroll, but no employees, during mid-March pay period. For meaning of abbreviations and symbols, see introductory text. For explanation of terms, see Appendix A. For statement on reliability, see the note at the end of the table and Appendix C]

NAICS code	Geography, kind of business, and employment size class	Establishments (number)	Paid employees for pay period including March 12 (number)	First-quarter payroll (\$1,000)	Annual payroll (\$1,000)
	BERGEN—Con.				
44-45	Retail trade—Con.				
443	Electronics and appliance stores—Con.				
4431	Electronics and appliance stores				
	All establishments	215	1 731	12 337	51 825
	Establishments with 1 to 4 employees	132	X	X	X
	Establishments with 5 to 9 employees	50	X	X	X
	Establishments with 10 to 19 employees	17	X	X	X
	Establishments with 20 to 49 employees	9	X	X	X
	Establishments with 50 to 99 employees	4	X	X	X
	Establishments with 100 to 249 employees	3	X	X	X
	Establishments with 250 to 499 employees	—	X	X	X
	Establishments with 500 to 999 employees	—	X	X	X
	Establishments with 1,000 employees or more	—	X	X	X
44311	Appliance, television, and other electronics stores				
	All establishments	153	1 263	8 547	34 458
	Establishments with 1 to 4 employees	94	X	X	X
	Establishments with 5 to 9 employees	37	X	X	X
	Establishments with 10 to 19 employees	9	X	X	X
	Establishments with 20 to 49 employees	8	X	X	X
	Establishments with 50 to 99 employees	3	X	X	X
	Establishments with 100 to 249 employees	2	X	X	X
	Establishments with 250 to 499 employees	—	X	X	X
	Establishments with 500 to 999 employees	—	X	X	X
	Establishments with 1,000 employees or more	—	X	X	X
443111	Household appliance stores				
	All establishments	29	276	2 009	8 641
	Establishments with 1 to 4 employees	17	X	X	X
	Establishments with 5 to 9 employees	4	X	X	X
	Establishments with 10 to 19 employees	4	X	X	X
	Establishments with 20 to 49 employees	3	X	X	X
	Establishments with 50 to 99 employees	1	X	X	X
	Establishments with 100 to 249 employees	—	X	X	X
	Establishments with 250 to 499 employees	—	X	X	X
	Establishments with 500 to 999 employees	—	X	X	X
	Establishments with 1,000 employees or more	—	X	X	X
443112	Radio, television, and other electronics stores				
	All establishments	124	987	6 538	25 817
	Establishments with 1 to 4 employees	77	X	X	X
	Establishments with 5 to 9 employees	33	X	X	X
	Establishments with 10 to 19 employees	5	X	X	X
	Establishments with 20 to 49 employees	5	X	X	X
	Establishments with 50 to 99 employees	2	X	X	X
	Establishments with 100 to 249 employees	2	X	X	X
	Establishments with 250 to 499 employees	—	X	X	X
	Establishments with 500 to 999 employees	—	X	X	X
	Establishments with 1,000 employees or more	—	X	X	X
44312	Computer and software stores				
	All establishments	54	427	3 469	15 851
	Establishments with 1 to 4 employees	32	X	X	X
	Establishments with 5 to 9 employees	13	X	X	X
	Establishments with 10 to 19 employees	6	X	X	X
	Establishments with 20 to 49 employees	1	X	X	X
	Establishments with 50 to 99 employees	1	X	X	X
	Establishments with 100 to 249 employees	1	X	X	X
	Establishments with 250 to 499 employees	—	X	X	X
	Establishments with 500 to 999 employees	—	X	X	X
	Establishments with 1,000 employees or more	—	X	X	X
443120	Computer and software stores				
	All establishments	54	427	3 469	15 851
	Establishments with 1 to 4 employees	32	X	X	X
	Establishments with 5 to 9 employees	13	X	X	X
	Establishments with 10 to 19 employees	6	X	X	X
	Establishments with 20 to 49 employees	1	X	X	X
	Establishments with 50 to 99 employees	1	X	X	X
	Establishments with 100 to 249 employees	1	X	X	X
	Establishments with 250 to 499 employees	—	X	X	X
	Establishments with 500 to 999 employees	—	X	X	X
	Establishments with 1,000 employees or more	—	X	X	X
444	Building material and garden equipment and supplies dealers				
	All establishments	250	3 286	28 174	126 363
	Establishments with 1 to 4 employees	117	X	X	X
	Establishments with 5 to 9 employees	53	X	X	X
	Establishments with 10 to 19 employees	46	X	X	X
	Establishments with 20 to 49 employees	22	X	X	X
	Establishments with 50 to 99 employees	7	X	X	X
	Establishments with 100 to 249 employees	3	X	X	X
	Establishments with 250 to 499 employees	2	X	X	X
	Establishments with 500 to 999 employees	—	X	X	X
	Establishments with 1,000 employees or more	—	X	X	X

See footnotes at end of table.

Table 5. Establishments, Employees, and Payroll by Industry and Employment Size of Establishments by County: 2004—Con.

[Excludes most government employees, railroad employees, and self-employed persons. Size class 1 to 4 employees includes establishments having payroll, but no employees, during mid-March pay period. For meaning of abbreviations and symbols, see introductory text. For explanation of terms, see Appendix A. For statement on reliability, see the note at the end of the table and Appendix C]

NAICS code	Geography, kind of business, and employment size class	Establishments (number)	Paid employees for pay period including March 12 (number)	First-quarter payroll (\$1,000)	Annual payroll (\$1,000)
	BERGEN—Con.				
44-45	Retail trade—Con.				
444	Building material and garden equipment and supplies dealers—Con.				
4441	Building material and supplies dealers				
	All establishments	208	3 032	26 580	115 000
	Establishments with 1 to 4 employees	91	X	X	X
	Establishments with 5 to 9 employees	44	X	X	X
	Establishments with 10 to 19 employees	41	X	X	X
	Establishments with 20 to 49 employees	21	X	X	X
	Establishments with 50 to 99 employees	6	X	X	X
	Establishments with 100 to 249 employees	3	X	X	X
	Establishments with 250 to 499 employees	2	X	X	X
	Establishments with 500 to 999 employees	—	X	X	X
	Establishments with 1,000 employees or more	—	X	X	X
44411	Home centers				
	All establishments	6	f	D	D
	Establishments with 1 to 4 employees	—	X	X	X
	Establishments with 5 to 9 employees	1	X	X	X
	Establishments with 10 to 19 employees	1	X	X	X
	Establishments with 20 to 49 employees	1	X	X	X
	Establishments with 50 to 99 employees	—	X	X	X
	Establishments with 100 to 249 employees	1	X	X	X
	Establishments with 250 to 499 employees	2	X	X	X
	Establishments with 500 to 999 employees	—	X	X	X
	Establishments with 1,000 employees or more	—	X	X	X
444110	Home centers				
	All establishments	6	f	D	D
	Establishments with 1 to 4 employees	—	X	X	X
	Establishments with 5 to 9 employees	1	X	X	X
	Establishments with 10 to 19 employees	1	X	X	X
	Establishments with 20 to 49 employees	1	X	X	X
	Establishments with 50 to 99 employees	—	X	X	X
	Establishments with 100 to 249 employees	1	X	X	X
	Establishments with 250 to 499 employees	2	X	X	X
	Establishments with 500 to 999 employees	—	X	X	X
	Establishments with 1,000 employees or more	—	X	X	X
44412	Paint and wallpaper stores				
	All establishments	22	c	D	D
	Establishments with 1 to 4 employees	13	X	X	X
	Establishments with 5 to 9 employees	4	X	X	X
	Establishments with 10 to 19 employees	4	X	X	X
	Establishments with 20 to 49 employees	—	X	X	X
	Establishments with 50 to 99 employees	1	X	X	X
	Establishments with 100 to 249 employees	—	X	X	X
	Establishments with 250 to 499 employees	—	X	X	X
	Establishments with 500 to 999 employees	—	X	X	X
	Establishments with 1,000 employees or more	—	X	X	X
444120	Paint and wallpaper stores				
	All establishments	22	c	D	D
	Establishments with 1 to 4 employees	13	X	X	X
	Establishments with 5 to 9 employees	4	X	X	X
	Establishments with 10 to 19 employees	4	X	X	X
	Establishments with 20 to 49 employees	—	X	X	X
	Establishments with 50 to 99 employees	1	X	X	X
	Establishments with 100 to 249 employees	—	X	X	X
	Establishments with 250 to 499 employees	—	X	X	X
	Establishments with 500 to 999 employees	—	X	X	X
	Establishments with 1,000 employees or more	—	X	X	X
44413	Hardware stores				
	All establishments	48	433	2 694	11 138
	Establishments with 1 to 4 employees	25	X	X	X
	Establishments with 5 to 9 employees	13	X	X	X
	Establishments with 10 to 19 employees	3	X	X	X
	Establishments with 20 to 49 employees	6	X	X	X
	Establishments with 50 to 99 employees	1	X	X	X
	Establishments with 100 to 249 employees	—	X	X	X
	Establishments with 250 to 499 employees	—	X	X	X
	Establishments with 500 to 999 employees	—	X	X	X
	Establishments with 1,000 employees or more	—	X	X	X
444130	Hardware stores				
	All establishments	48	433	2 694	11 138
	Establishments with 1 to 4 employees	25	X	X	X
	Establishments with 5 to 9 employees	13	X	X	X
	Establishments with 10 to 19 employees	3	X	X	X
	Establishments with 20 to 49 employees	6	X	X	X
	Establishments with 50 to 99 employees	1	X	X	X
	Establishments with 100 to 249 employees	—	X	X	X
	Establishments with 250 to 499 employees	—	X	X	X
	Establishments with 500 to 999 employees	—	X	X	X
	Establishments with 1,000 employees or more	—	X	X	X

See footnotes at end of table.

Table 5. Establishments, Employees, and Payroll by Industry and Employment Size of Establishments by County: 2004—Con.

[Excludes most government employees, railroad employees, and self-employed persons. Size class 1 to 4 employees includes establishments having payroll, but no employees, during mid-March pay period. For meaning of abbreviations and symbols, see introductory text. For explanation of terms, see Appendix A. For statement on reliability, see the note at the end of the table and Appendix C]

NAICS code	Geography, kind of business, and employment size class	Establishments (number)	Paid employees for pay period including March 12 (number)	First-quarter payroll (\$1,000)	Annual payroll (\$1,000)
44-45	BERGEN—Con.				
	Retail trade—Con.				
444	Building material and garden equipment and supplies dealers—Con.				
4441	Building material and supplies dealers—Con.				
44419	Other building material dealers				
	All establishments	132	1 593	15 174	72 633
	Establishments with 1 to 4 employees	53	X	X	X
	Establishments with 5 to 9 employees	26	X	X	X
	Establishments with 10 to 19 employees	33	X	X	X
	Establishments with 20 to 49 employees	14	X	X	X
	Establishments with 50 to 99 employees	4	X	X	X
	Establishments with 100 to 249 employees	2	X	X	X
	Establishments with 250 to 499 employees	—	X	X	X
	Establishments with 500 to 999 employees	—	X	X	X
	Establishments with 1,000 employees or more	—	X	X	X
444190	Other building material dealers				
	All establishments	132	1 593	15 174	72 633
	Establishments with 1 to 4 employees	53	X	X	X
	Establishments with 5 to 9 employees	26	X	X	X
	Establishments with 10 to 19 employees	33	X	X	X
	Establishments with 20 to 49 employees	14	X	X	X
	Establishments with 50 to 99 employees	4	X	X	X
	Establishments with 100 to 249 employees	2	X	X	X
	Establishments with 250 to 499 employees	—	X	X	X
	Establishments with 500 to 999 employees	—	X	X	X
	Establishments with 1,000 employees or more	—	X	X	X
4442	Lawn and garden equipment and supplies stores				
	All establishments	42	254	1 594	11 363
	Establishments with 1 to 4 employees	26	X	X	X
	Establishments with 5 to 9 employees	9	X	X	X
	Establishments with 10 to 19 employees	5	X	X	X
	Establishments with 20 to 49 employees	1	X	X	X
	Establishments with 50 to 99 employees	1	X	X	X
	Establishments with 100 to 249 employees	—	X	X	X
	Establishments with 250 to 499 employees	—	X	X	X
	Establishments with 500 to 999 employees	—	X	X	X
	Establishments with 1,000 employees or more	—	X	X	X
44422	Nursery, garden center, and farm supply stores				
	All establishments	31	219	1 336	10 229
	Establishments with 1 to 4 employees	19	X	X	X
	Establishments with 5 to 9 employees	5	X	X	X
	Establishments with 10 to 19 employees	5	X	X	X
	Establishments with 20 to 49 employees	1	X	X	X
	Establishments with 50 to 99 employees	1	X	X	X
	Establishments with 100 to 249 employees	—	X	X	X
	Establishments with 250 to 499 employees	—	X	X	X
	Establishments with 500 to 999 employees	—	X	X	X
	Establishments with 1,000 employees or more	—	X	X	X
444220	Nursery, garden center, and farm supply stores				
	All establishments	31	219	1 336	10 229
	Establishments with 1 to 4 employees	19	X	X	X
	Establishments with 5 to 9 employees	5	X	X	X
	Establishments with 10 to 19 employees	5	X	X	X
	Establishments with 20 to 49 employees	1	X	X	X
	Establishments with 50 to 99 employees	1	X	X	X
	Establishments with 100 to 249 employees	—	X	X	X
	Establishments with 250 to 499 employees	—	X	X	X
	Establishments with 500 to 999 employees	—	X	X	X
	Establishments with 1,000 employees or more	—	X	X	X
445	Food and beverage stores				
	All establishments	803	14 989	71 077	287 804
	Establishments with 1 to 4 employees	517	X	X	X
	Establishments with 5 to 9 employees	115	X	X	X
	Establishments with 10 to 19 employees	69	X	X	X
	Establishments with 20 to 49 employees	27	X	X	X
	Establishments with 50 to 99 employees	22	X	X	X
	Establishments with 100 to 249 employees	42	X	X	X
	Establishments with 250 to 499 employees	11	X	X	X
	Establishments with 500 to 999 employees	—	X	X	X
	Establishments with 1,000 employees or more	—	X	X	X
4451	Grocery stores				
	All establishments	433	13 358	63 898	256 912
	Establishments with 1 to 4 employees	253	X	X	X
	Establishments with 5 to 9 employees	50	X	X	X
	Establishments with 10 to 19 employees	36	X	X	X
	Establishments with 20 to 49 employees	22	X	X	X
	Establishments with 50 to 99 employees	20	X	X	X
	Establishments with 100 to 249 employees	41	X	X	X
	Establishments with 250 to 499 employees	11	X	X	X
	Establishments with 500 to 999 employees	—	X	X	X
	Establishments with 1,000 employees or more	—	X	X	X

See footnotes at end of table.

Table 5. Establishments, Employees, and Payroll by Industry and Employment Size of Establishments by County: 2004—Con.

[Excludes most government employees, railroad employees, and self-employed persons. Size class 1 to 4 employees includes establishments having payroll, but no employees, during mid-March pay period. For meaning of abbreviations and symbols, see introductory text. For explanation of terms, see Appendix A. For statement on reliability, see the note at the end of the table and Appendix C]

NAICS code	Geography, kind of business, and employment size class	Establishments (number)	Paid employees for pay period including March 12 (number)	First-quarter payroll (\$1,000)	Annual payroll (\$1,000)
	BERGEN—Con.				
44-45	Retail trade—Con.				
445	Food and beverage stores—Con.				
4451	Grocery stores—Con.				
44511	Supermarkets and other grocery (except convenience) stores				
	All establishments	290	12 763	61 724	247 516
	Establishments with 1 to 4 employees	143	X	X	X
	Establishments with 5 to 9 employees	38	X	X	X
	Establishments with 10 to 19 employees	19	X	X	X
	Establishments with 20 to 49 employees	18	X	X	X
	Establishments with 50 to 99 employees	20	X	X	X
	Establishments with 100 to 249 employees	41	X	X	X
	Establishments with 250 to 499 employees	11	X	X	X
	Establishments with 500 to 999 employees	—	X	X	X
	Establishments with 1,000 employees or more	—	X	X	X
445110	Supermarkets and other grocery (except convenience) stores				
	All establishments	290	12 763	61 724	247 516
	Establishments with 1 to 4 employees	143	X	X	X
	Establishments with 5 to 9 employees	38	X	X	X
	Establishments with 10 to 19 employees	19	X	X	X
	Establishments with 20 to 49 employees	18	X	X	X
	Establishments with 50 to 99 employees	20	X	X	X
	Establishments with 100 to 249 employees	41	X	X	X
	Establishments with 250 to 499 employees	11	X	X	X
	Establishments with 500 to 999 employees	—	X	X	X
	Establishments with 1,000 employees or more	—	X	X	X
44512	Convenience stores				
	All establishments	143	595	2 174	9 396
	Establishments with 1 to 4 employees	110	X	X	X
	Establishments with 5 to 9 employees	12	X	X	X
	Establishments with 10 to 19 employees	17	X	X	X
	Establishments with 20 to 49 employees	4	X	X	X
	Establishments with 50 to 99 employees	—	X	X	X
	Establishments with 100 to 249 employees	—	X	X	X
	Establishments with 250 to 499 employees	—	X	X	X
	Establishments with 500 to 999 employees	—	X	X	X
	Establishments with 1,000 employees or more	—	X	X	X
445120	Convenience stores				
	All establishments	143	595	2 174	9 396
	Establishments with 1 to 4 employees	110	X	X	X
	Establishments with 5 to 9 employees	12	X	X	X
	Establishments with 10 to 19 employees	17	X	X	X
	Establishments with 20 to 49 employees	4	X	X	X
	Establishments with 50 to 99 employees	—	X	X	X
	Establishments with 100 to 249 employees	—	X	X	X
	Establishments with 250 to 499 employees	—	X	X	X
	Establishments with 500 to 999 employees	—	X	X	X
	Establishments with 1,000 employees or more	—	X	X	X
4452	Specialty food stores				
	All establishments	192	880	3 713	16 112
	Establishments with 1 to 4 employees	136	X	X	X
	Establishments with 5 to 9 employees	39	X	X	X
	Establishments with 10 to 19 employees	13	X	X	X
	Establishments with 20 to 49 employees	1	X	X	X
	Establishments with 50 to 99 employees	2	X	X	X
	Establishments with 100 to 249 employees	1	X	X	X
	Establishments with 250 to 499 employees	—	X	X	X
	Establishments with 500 to 999 employees	—	X	X	X
	Establishments with 1,000 employees or more	—	X	X	X
44521	Meat markets				
	All establishments	37	147	738	2 937
	Establishments with 1 to 4 employees	28	X	X	X
	Establishments with 5 to 9 employees	4	X	X	X
	Establishments with 10 to 19 employees	5	X	X	X
	Establishments with 20 to 49 employees	—	X	X	X
	Establishments with 50 to 99 employees	—	X	X	X
	Establishments with 100 to 249 employees	—	X	X	X
	Establishments with 250 to 499 employees	—	X	X	X
	Establishments with 500 to 999 employees	—	X	X	X
	Establishments with 1,000 employees or more	—	X	X	X
445210	Meat markets				
	All establishments	37	147	738	2 937
	Establishments with 1 to 4 employees	28	X	X	X
	Establishments with 5 to 9 employees	4	X	X	X
	Establishments with 10 to 19 employees	5	X	X	X
	Establishments with 20 to 49 employees	—	X	X	X
	Establishments with 50 to 99 employees	—	X	X	X
	Establishments with 100 to 249 employees	—	X	X	X
	Establishments with 250 to 499 employees	—	X	X	X
	Establishments with 500 to 999 employees	—	X	X	X
	Establishments with 1,000 employees or more	—	X	X	X

See footnotes at end of table.

Table 5. Establishments, Employees, and Payroll by Industry and Employment Size of Establishments by County: 2004—Con.

[Excludes most government employees, railroad employees, and self-employed persons. Size class 1 to 4 employees includes establishments having payroll, but no employees, during mid-March pay period. For meaning of abbreviations and symbols, see introductory text. For explanation of terms, see Appendix A. For statement on reliability, see the note at the end of the table and Appendix C]

NAICS code	Geography, kind of business, and employment size class	Establishments (number)	Paid employees for pay period including March 12 (number)	First-quarter payroll (\$1,000)	Annual payroll (\$1,000)
	BERGEN—Con.				
44-45	Retail trade—Con.				
445	Food and beverage stores—Con.				
4452	Specialty food stores—Con.				
44523	Fruit and vegetable markets				
	All establishments	28	266	1 271	5 728
	Establishments with 1 to 4 employees	16	X	X	X
	Establishments with 5 to 9 employees	9	X	X	X
	Establishments with 10 to 19 employees	1	X	X	X
	Establishments with 20 to 49 employees	—	X	X	X
	Establishments with 50 to 99 employees	1	X	X	X
	Establishments with 100 to 249 employees	1	X	X	X
	Establishments with 250 to 499 employees	—	X	X	X
	Establishments with 500 to 999 employees	—	X	X	X
	Establishments with 1,000 employees or more	—	X	X	X
445230	Fruit and vegetable markets				
	All establishments	28	266	1 271	5 728
	Establishments with 1 to 4 employees	16	X	X	X
	Establishments with 5 to 9 employees	9	X	X	X
	Establishments with 10 to 19 employees	1	X	X	X
	Establishments with 20 to 49 employees	—	X	X	X
	Establishments with 50 to 99 employees	1	X	X	X
	Establishments with 100 to 249 employees	1	X	X	X
	Establishments with 250 to 499 employees	—	X	X	X
	Establishments with 500 to 999 employees	—	X	X	X
	Establishments with 1,000 employees or more	—	X	X	X
44529	Other specialty food stores				
	All establishments	110	414	1 408	6 198
	Establishments with 1 to 4 employees	80	X	X	X
	Establishments with 5 to 9 employees	22	X	X	X
	Establishments with 10 to 19 employees	6	X	X	X
	Establishments with 20 to 49 employees	1	X	X	X
	Establishments with 50 to 99 employees	1	X	X	X
	Establishments with 100 to 249 employees	—	X	X	X
	Establishments with 250 to 499 employees	—	X	X	X
	Establishments with 500 to 999 employees	—	X	X	X
	Establishments with 1,000 employees or more	—	X	X	X
445291	Baked goods stores				
	All establishments	36	187	545	2 328
	Establishments with 1 to 4 employees	26	X	X	X
	Establishments with 5 to 9 employees	8	X	X	X
	Establishments with 10 to 19 employees	—	X	X	X
	Establishments with 20 to 49 employees	1	X	X	X
	Establishments with 50 to 99 employees	1	X	X	X
	Establishments with 100 to 249 employees	—	X	X	X
	Establishments with 250 to 499 employees	—	X	X	X
	Establishments with 500 to 999 employees	—	X	X	X
	Establishments with 1,000 employees or more	—	X	X	X
445299	All other specialty food stores				
	All establishments	57	161	634	2 846
	Establishments with 1 to 4 employees	45	X	X	X
	Establishments with 5 to 9 employees	7	X	X	X
	Establishments with 10 to 19 employees	5	X	X	X
	Establishments with 20 to 49 employees	—	X	X	X
	Establishments with 50 to 99 employees	—	X	X	X
	Establishments with 100 to 249 employees	—	X	X	X
	Establishments with 250 to 499 employees	—	X	X	X
	Establishments with 500 to 999 employees	—	X	X	X
	Establishments with 1,000 employees or more	—	X	X	X
4453	Beer, wine, and liquor stores				
	All establishments	178	751	3 466	14 780
	Establishments with 1 to 4 employees	128	X	X	X
	Establishments with 5 to 9 employees	26	X	X	X
	Establishments with 10 to 19 employees	20	X	X	X
	Establishments with 20 to 49 employees	4	X	X	X
	Establishments with 50 to 99 employees	—	X	X	X
	Establishments with 100 to 249 employees	—	X	X	X
	Establishments with 250 to 499 employees	—	X	X	X
	Establishments with 500 to 999 employees	—	X	X	X
	Establishments with 1,000 employees or more	—	X	X	X
44531	Beer, wine, and liquor stores				
	All establishments	178	751	3 466	14 780
	Establishments with 1 to 4 employees	128	X	X	X
	Establishments with 5 to 9 employees	26	X	X	X
	Establishments with 10 to 19 employees	20	X	X	X
	Establishments with 20 to 49 employees	4	X	X	X
	Establishments with 50 to 99 employees	—	X	X	X
	Establishments with 100 to 249 employees	—	X	X	X
	Establishments with 250 to 499 employees	—	X	X	X
	Establishments with 500 to 999 employees	—	X	X	X
	Establishments with 1,000 employees or more	—	X	X	X

See footnotes at end of table.

Table 5. Establishments, Employees, and Payroll by Industry and Employment Size of Establishments by County: 2004—Con.

[Excludes most government employees, railroad employees, and self-employed persons. Size class 1 to 4 employees includes establishments having payroll, but no employees, during mid-March pay period. For meaning of abbreviations and symbols, see introductory text. For explanation of terms, see Appendix A. For statement on reliability, see the note at the end of the table and Appendix C]

NAICS code	Geography, kind of business, and employment size class	Establishments (number)	Paid employees for pay period including March 12 (number)	First-quarter payroll (\$1,000)	Annual payroll (\$1,000)
	BERGEN—Con.				
44-45	Retail trade—Con.				
445	Food and beverage stores—Con.				
4453	Beer, wine, and liquor stores—Con.				
44531	Beer, wine, and liquor stores—Con.				
445310	Beer, wine, and liquor stores				
	All establishments	178	751	3 466	14 780
	Establishments with 1 to 4 employees	128	X	X	X
	Establishments with 5 to 9 employees	26	X	X	X
	Establishments with 10 to 19 employees	20	X	X	X
	Establishments with 20 to 49 employees	4	X	X	X
	Establishments with 50 to 99 employees	—	X	X	X
	Establishments with 100 to 249 employees	—	X	X	X
	Establishments with 250 to 499 employees	—	X	X	X
	Establishments with 500 to 999 employees	—	X	X	X
	Establishments with 1,000 employees or more	—	X	X	X
446	Health and personal care stores				
	All establishments	388	4 737	24 762	106 104
	Establishments with 1 to 4 employees	183	X	X	X
	Establishments with 5 to 9 employees	61	X	X	X
	Establishments with 10 to 19 employees	55	X	X	X
	Establishments with 20 to 49 employees	75	X	X	X
	Establishments with 50 to 99 employees	13	X	X	X
	Establishments with 100 to 249 employees	1	X	X	X
	Establishments with 250 to 499 employees	—	X	X	X
	Establishments with 500 to 999 employees	—	X	X	X
	Establishments with 1,000 employees or more	—	X	X	X
4461	Health and personal care stores				
	All establishments	388	4 737	24 762	106 104
	Establishments with 1 to 4 employees	183	X	X	X
	Establishments with 5 to 9 employees	61	X	X	X
	Establishments with 10 to 19 employees	55	X	X	X
	Establishments with 20 to 49 employees	75	X	X	X
	Establishments with 50 to 99 employees	13	X	X	X
	Establishments with 100 to 249 employees	1	X	X	X
	Establishments with 250 to 499 employees	—	X	X	X
	Establishments with 500 to 999 employees	—	X	X	X
	Establishments with 1,000 employees or more	—	X	X	X
44611	Pharmacies and drug stores				
	All establishments	195	3 641	17 629	75 749
	Establishments with 1 to 4 employees	52	X	X	X
	Establishments with 5 to 9 employees	29	X	X	X
	Establishments with 10 to 19 employees	36	X	X	X
	Establishments with 20 to 49 employees	65	X	X	X
	Establishments with 50 to 99 employees	13	X	X	X
	Establishments with 100 to 249 employees	—	X	X	X
	Establishments with 250 to 499 employees	—	X	X	X
	Establishments with 500 to 999 employees	—	X	X	X
	Establishments with 1,000 employees or more	—	X	X	X
446110	Pharmacies and drug stores				
	All establishments	195	3 641	17 629	75 749
	Establishments with 1 to 4 employees	52	X	X	X
	Establishments with 5 to 9 employees	29	X	X	X
	Establishments with 10 to 19 employees	36	X	X	X
	Establishments with 20 to 49 employees	65	X	X	X
	Establishments with 50 to 99 employees	13	X	X	X
	Establishments with 100 to 249 employees	—	X	X	X
	Establishments with 250 to 499 employees	—	X	X	X
	Establishments with 500 to 999 employees	—	X	X	X
	Establishments with 1,000 employees or more	—	X	X	X
44612	Cosmetics, beauty supplies, and perfume stores				
	All establishments	43	344	1 216	4 276
	Establishments with 1 to 4 employees	26	X	X	X
	Establishments with 5 to 9 employees	5	X	X	X
	Establishments with 10 to 19 employees	7	X	X	X
	Establishments with 20 to 49 employees	5	X	X	X
	Establishments with 50 to 99 employees	—	X	X	X
	Establishments with 100 to 249 employees	—	X	X	X
	Establishments with 250 to 499 employees	—	X	X	X
	Establishments with 500 to 999 employees	—	X	X	X
	Establishments with 1,000 employees or more	—	X	X	X
446120	Cosmetics, beauty supplies, and perfume stores				
	All establishments	43	344	1 216	4 276
	Establishments with 1 to 4 employees	26	X	X	X
	Establishments with 5 to 9 employees	5	X	X	X
	Establishments with 10 to 19 employees	7	X	X	X
	Establishments with 20 to 49 employees	5	X	X	X
	Establishments with 50 to 99 employees	—	X	X	X
	Establishments with 100 to 249 employees	—	X	X	X
	Establishments with 250 to 499 employees	—	X	X	X
	Establishments with 500 to 999 employees	—	X	X	X
	Establishments with 1,000 employees or more	—	X	X	X

See footnotes at end of table.

Table 5. Establishments, Employees, and Payroll by Industry and Employment Size of Establishments by County: 2004—Con.

[Excludes most government employees, railroad employees, and self-employed persons. Size class 1 to 4 employees includes establishments having payroll, but no employees, during mid-March pay period. For meaning of abbreviations and symbols, see introductory text. For explanation of terms, see Appendix A. For statement on reliability, see the note at the end of the table and Appendix C]

NAICS code	Geography, kind of business, and employment size class	Establishments (number)	Paid employees for pay period including March 12 (number)	First-quarter payroll (\$1,000)	Annual payroll (\$1,000)
	BERGEN—Con.				
44-45	Retail trade—Con.				
446	Health and personal care stores—Con.				
4461	Health and personal care stores—Con.				
44613	Optical goods stores				
	All establishments	72	321	2 308	9 671
	Establishments with 1 to 4 employees	51	X	X	X
	Establishments with 5 to 9 employees	11	X	X	X
	Establishments with 10 to 19 employees	8	X	X	X
	Establishments with 20 to 49 employees	2	X	X	X
	Establishments with 50 to 99 employees	—	X	X	X
	Establishments with 100 to 249 employees	—	X	X	X
	Establishments with 250 to 499 employees	—	X	X	X
	Establishments with 500 to 999 employees	—	X	X	X
	Establishments with 1,000 employees or more	—	X	X	X
446130	Optical goods stores				
	All establishments	72	321	2 308	9 671
	Establishments with 1 to 4 employees	51	X	X	X
	Establishments with 5 to 9 employees	11	X	X	X
	Establishments with 10 to 19 employees	8	X	X	X
	Establishments with 20 to 49 employees	2	X	X	X
	Establishments with 50 to 99 employees	—	X	X	X
	Establishments with 100 to 249 employees	—	X	X	X
	Establishments with 250 to 499 employees	—	X	X	X
	Establishments with 500 to 999 employees	—	X	X	X
	Establishments with 1,000 employees or more	—	X	X	X
44619	Other health and personal care stores				
	All establishments	78	431	3 609	16 408
	Establishments with 1 to 4 employees	54	X	X	X
	Establishments with 5 to 9 employees	16	X	X	X
	Establishments with 10 to 19 employees	4	X	X	X
	Establishments with 20 to 49 employees	3	X	X	X
	Establishments with 50 to 99 employees	—	X	X	X
	Establishments with 100 to 249 employees	1	X	X	X
	Establishments with 250 to 499 employees	—	X	X	X
	Establishments with 500 to 999 employees	—	X	X	X
	Establishments with 1,000 employees or more	—	X	X	X
446191	Food (health) supplement stores				
	All establishments	43	268	1 537	6 678
	Establishments with 1 to 4 employees	28	X	X	X
	Establishments with 5 to 9 employees	11	X	X	X
	Establishments with 10 to 19 employees	2	X	X	X
	Establishments with 20 to 49 employees	1	X	X	X
	Establishments with 50 to 99 employees	—	X	X	X
	Establishments with 100 to 249 employees	1	X	X	X
	Establishments with 250 to 499 employees	—	X	X	X
	Establishments with 500 to 999 employees	—	X	X	X
	Establishments with 1,000 employees or more	—	X	X	X
446199	All other health and personal care stores				
	All establishments	35	163	2 072	9 730
	Establishments with 1 to 4 employees	26	X	X	X
	Establishments with 5 to 9 employees	5	X	X	X
	Establishments with 10 to 19 employees	2	X	X	X
	Establishments with 20 to 49 employees	2	X	X	X
	Establishments with 50 to 99 employees	—	X	X	X
	Establishments with 100 to 249 employees	—	X	X	X
	Establishments with 250 to 499 employees	—	X	X	X
	Establishments with 500 to 999 employees	—	X	X	X
	Establishments with 1,000 employees or more	—	X	X	X
447	Gasoline stations				
	All establishments	353	1 698	8 113	33 535
	Establishments with 1 to 4 employees	230	X	X	X
	Establishments with 5 to 9 employees	83	X	X	X
	Establishments with 10 to 19 employees	32	X	X	X
	Establishments with 20 to 49 employees	7	X	X	X
	Establishments with 50 to 99 employees	1	X	X	X
	Establishments with 100 to 249 employees	—	X	X	X
	Establishments with 250 to 499 employees	—	X	X	X
	Establishments with 500 to 999 employees	—	X	X	X
	Establishments with 1,000 employees or more	—	X	X	X
4471	Gasoline stations				
	All establishments	353	1 698	8 113	33 535
	Establishments with 1 to 4 employees	230	X	X	X
	Establishments with 5 to 9 employees	83	X	X	X
	Establishments with 10 to 19 employees	32	X	X	X
	Establishments with 20 to 49 employees	7	X	X	X
	Establishments with 50 to 99 employees	1	X	X	X
	Establishments with 100 to 249 employees	—	X	X	X
	Establishments with 250 to 499 employees	—	X	X	X
	Establishments with 500 to 999 employees	—	X	X	X
	Establishments with 1,000 employees or more	—	X	X	X

See footnotes at end of table.

Table 5. Establishments, Employees, and Payroll by Industry and Employment Size of Establishments by County: 2004—Con.

[Excludes most government employees, railroad employees, and self-employed persons. Size class 1 to 4 employees includes establishments having payroll, but no employees, during mid-March pay period. For meaning of abbreviations and symbols, see introductory text. For explanation of terms, see Appendix A. For statement on reliability, see the note at the end of the table and Appendix C]

NAICS code	Geography, kind of business, and employment size class	Establishments (number)	Paid employees for pay period including March 12 (number)	First-quarter payroll (\$1,000)	Annual payroll (\$1,000)
	BERGEN—Con.				
44-45	Retail trade—Con.				
447	Gasoline stations—Con.				
4471	Gasoline stations—Con.				
44711	Gasoline stations with convenience stores				
	All establishments	64	498	2 130	8 715
	Establishments with 1 to 4 employees	29	X	X	X
	Establishments with 5 to 9 employees	15	X	X	X
	Establishments with 10 to 19 employees	16	X	X	X
	Establishments with 20 to 49 employees	4	X	X	X
	Establishments with 50 to 99 employees	—	X	X	X
	Establishments with 100 to 249 employees	—	X	X	X
	Establishments with 250 to 499 employees	—	X	X	X
	Establishments with 500 to 999 employees	—	X	X	X
	Establishments with 1,000 employees or more	—	X	X	X
447110	Gasoline stations with convenience stores				
	All establishments	64	498	2 130	8 715
	Establishments with 1 to 4 employees	29	X	X	X
	Establishments with 5 to 9 employees	15	X	X	X
	Establishments with 10 to 19 employees	16	X	X	X
	Establishments with 20 to 49 employees	4	X	X	X
	Establishments with 50 to 99 employees	—	X	X	X
	Establishments with 100 to 249 employees	—	X	X	X
	Establishments with 250 to 499 employees	—	X	X	X
	Establishments with 500 to 999 employees	—	X	X	X
	Establishments with 1,000 employees or more	—	X	X	X
44719	Other gasoline stations				
	All establishments	289	1 200	5 983	24 820
	Establishments with 1 to 4 employees	201	X	X	X
	Establishments with 5 to 9 employees	68	X	X	X
	Establishments with 10 to 19 employees	16	X	X	X
	Establishments with 20 to 49 employees	3	X	X	X
	Establishments with 50 to 99 employees	1	X	X	X
	Establishments with 100 to 249 employees	—	X	X	X
	Establishments with 250 to 499 employees	—	X	X	X
	Establishments with 500 to 999 employees	—	X	X	X
	Establishments with 1,000 employees or more	—	X	X	X
447190	Other gasoline stations				
	All establishments	289	1 200	5 983	24 820
	Establishments with 1 to 4 employees	201	X	X	X
	Establishments with 5 to 9 employees	68	X	X	X
	Establishments with 10 to 19 employees	16	X	X	X
	Establishments with 20 to 49 employees	3	X	X	X
	Establishments with 50 to 99 employees	1	X	X	X
	Establishments with 100 to 249 employees	—	X	X	X
	Establishments with 250 to 499 employees	—	X	X	X
	Establishments with 500 to 999 employees	—	X	X	X
	Establishments with 1,000 employees or more	—	X	X	X
448	Clothing and clothing accessories stores				
	All establishments	756	9 657	37 078	150 753
	Establishments with 1 to 4 employees	367	X	X	X
	Establishments with 5 to 9 employees	158	X	X	X
	Establishments with 10 to 19 employees	101	X	X	X
	Establishments with 20 to 49 employees	89	X	X	X
	Establishments with 50 to 99 employees	33	X	X	X
	Establishments with 100 to 249 employees	7	X	X	X
	Establishments with 250 to 499 employees	—	X	X	X
	Establishments with 500 to 999 employees	1	X	X	X
	Establishments with 1,000 employees or more	—	X	X	X
4481	Clothing stores				
	All establishments	468	7 704	27 833	111 824
	Establishments with 1 to 4 employees	200	X	X	X
	Establishments with 5 to 9 employees	89	X	X	X
	Establishments with 10 to 19 employees	71	X	X	X
	Establishments with 20 to 49 employees	70	X	X	X
	Establishments with 50 to 99 employees	30	X	X	X
	Establishments with 100 to 249 employees	7	X	X	X
	Establishments with 250 to 499 employees	—	X	X	X
	Establishments with 500 to 999 employees	1	X	X	X
	Establishments with 1,000 employees or more	—	X	X	X
44811	Men's clothing stores				
	All establishments	44	356	2 056	9 204
	Establishments with 1 to 4 employees	21	X	X	X
	Establishments with 5 to 9 employees	9	X	X	X
	Establishments with 10 to 19 employees	8	X	X	X
	Establishments with 20 to 49 employees	6	X	X	X
	Establishments with 50 to 99 employees	—	X	X	X
	Establishments with 100 to 249 employees	—	X	X	X
	Establishments with 250 to 499 employees	—	X	X	X
	Establishments with 500 to 999 employees	—	X	X	X
	Establishments with 1,000 employees or more	—	X	X	X

See footnotes at end of table.

Table 5. Establishments, Employees, and Payroll by Industry and Employment Size of Establishments by County: 2004—Con.

[Excludes most government employees, railroad employees, and self-employed persons. Size class 1 to 4 employees includes establishments having payroll, but no employees, during mid-March pay period. For meaning of abbreviations and symbols, see introductory text. For explanation of terms, see Appendix A. For statement on reliability, see the note at the end of the table and Appendix C]

NAICS code	Geography, kind of business, and employment size class	Establishments (number)	Paid employees for pay period including March 12 (number)	First-quarter payroll (\$1,000)	Annual payroll (\$1,000)
	BERGEN—Con.				
44-45	Retail trade—Con.				
448	Clothing and clothing accessories stores—Con.				
4481	Clothing stores—Con.				
44811	Men's clothing stores—Con.				
448110	Men's clothing stores				
	All establishments	44	356	2 056	9 204
	Establishments with 1 to 4 employees	21	X	X	X
	Establishments with 5 to 9 employees	9	X	X	X
	Establishments with 10 to 19 employees	8	X	X	X
	Establishments with 20 to 49 employees	6	X	X	X
	Establishments with 50 to 99 employees	—	X	X	X
	Establishments with 100 to 249 employees	—	X	X	X
	Establishments with 250 to 499 employees	—	X	X	X
	Establishments with 500 to 999 employees	—	X	X	X
	Establishments with 1,000 employees or more	—	X	X	X
44812	Women's clothing stores				
	All establishments	208	2 760	8 131	34 638
	Establishments with 1 to 4 employees	86	X	X	X
	Establishments with 5 to 9 employees	35	X	X	X
	Establishments with 10 to 19 employees	46	X	X	X
	Establishments with 20 to 49 employees	31	X	X	X
	Establishments with 50 to 99 employees	8	X	X	X
	Establishments with 100 to 249 employees	2	X	X	X
	Establishments with 250 to 499 employees	—	X	X	X
	Establishments with 500 to 999 employees	—	X	X	X
	Establishments with 1,000 employees or more	—	X	X	X
448120	Women's clothing stores				
	All establishments	208	2 760	8 131	34 638
	Establishments with 1 to 4 employees	86	X	X	X
	Establishments with 5 to 9 employees	35	X	X	X
	Establishments with 10 to 19 employees	46	X	X	X
	Establishments with 20 to 49 employees	31	X	X	X
	Establishments with 50 to 99 employees	8	X	X	X
	Establishments with 100 to 249 employees	2	X	X	X
	Establishments with 250 to 499 employees	—	X	X	X
	Establishments with 500 to 999 employees	—	X	X	X
	Establishments with 1,000 employees or more	—	X	X	X
44813	Children's and infants' clothing stores				
	All establishments	42	583	1 908	7 550
	Establishments with 1 to 4 employees	15	X	X	X
	Establishments with 5 to 9 employees	12	X	X	X
	Establishments with 10 to 19 employees	5	X	X	X
	Establishments with 20 to 49 employees	7	X	X	X
	Establishments with 50 to 99 employees	3	X	X	X
	Establishments with 100 to 249 employees	—	X	X	X
	Establishments with 250 to 499 employees	—	X	X	X
	Establishments with 500 to 999 employees	—	X	X	X
	Establishments with 1,000 employees or more	—	X	X	X
448130	Children's and infants' clothing stores				
	All establishments	42	583	1 908	7 550
	Establishments with 1 to 4 employees	15	X	X	X
	Establishments with 5 to 9 employees	12	X	X	X
	Establishments with 10 to 19 employees	5	X	X	X
	Establishments with 20 to 49 employees	7	X	X	X
	Establishments with 50 to 99 employees	3	X	X	X
	Establishments with 100 to 249 employees	—	X	X	X
	Establishments with 250 to 499 employees	—	X	X	X
	Establishments with 500 to 999 employees	—	X	X	X
	Establishments with 1,000 employees or more	—	X	X	X
44814	Family clothing stores				
	All establishments	84	3 417	12 230	47 634
	Establishments with 1 to 4 employees	24	X	X	X
	Establishments with 5 to 9 employees	10	X	X	X
	Establishments with 10 to 19 employees	7	X	X	X
	Establishments with 20 to 49 employees	19	X	X	X
	Establishments with 50 to 99 employees	18	X	X	X
	Establishments with 100 to 249 employees	5	X	X	X
	Establishments with 250 to 499 employees	—	X	X	X
	Establishments with 500 to 999 employees	1	X	X	X
	Establishments with 1,000 employees or more	—	X	X	X
448140	Family clothing stores				
	All establishments	84	3 417	12 230	47 634
	Establishments with 1 to 4 employees	24	X	X	X
	Establishments with 5 to 9 employees	10	X	X	X
	Establishments with 10 to 19 employees	7	X	X	X
	Establishments with 20 to 49 employees	19	X	X	X
	Establishments with 50 to 99 employees	18	X	X	X
	Establishments with 100 to 249 employees	5	X	X	X
	Establishments with 250 to 499 employees	—	X	X	X
	Establishments with 500 to 999 employees	1	X	X	X
	Establishments with 1,000 employees or more	—	X	X	X

See footnotes at end of table.

Table 5. Establishments, Employees, and Payroll by Industry and Employment Size of Establishments by County: 2004—Con.

[Excludes most government employees, railroad employees, and self-employed persons. Size class 1 to 4 employees includes establishments having payroll, but no employees, during mid-March pay period. For meaning of abbreviations and symbols, see introductory text. For explanation of terms, see Appendix A. For statement on reliability, see the note at the end of the table and Appendix C]

NAICS code	Geography, kind of business, and employment size class	Establishments (number)	Paid employees for pay period including March 12 (number)	First-quarter payroll (\$1,000)	Annual payroll (\$1,000)
	BERGEN—Con.				
44-45	Retail trade—Con.				
448	Clothing and clothing accessories stores—Con.				
4481	Clothing stores—Con.				
44814	Family clothing stores—Con.				
448140	Family clothing stores—Con.				
	All establishments—Con.				
	Establishments with 1,000 employees or more.....	—	X	X	X
44815	Clothing accessories stores				
	All establishments.....	33	132	931	4 236
	Establishments with 1 to 4 employees.....	22	X	X	X
	Establishments with 5 to 9 employees.....	9	X	X	X
	Establishments with 10 to 19 employees.....	2	X	X	X
	Establishments with 20 to 49 employees.....	—	X	X	X
	Establishments with 50 to 99 employees.....	—	X	X	X
	Establishments with 100 to 249 employees.....	—	X	X	X
	Establishments with 250 to 499 employees.....	—	X	X	X
	Establishments with 500 to 999 employees.....	—	X	X	X
	Establishments with 1,000 employees or more.....	—	X	X	X
448150	Clothing accessories stores				
	All establishments.....	33	132	931	4 236
	Establishments with 1 to 4 employees.....	22	X	X	X
	Establishments with 5 to 9 employees.....	9	X	X	X
	Establishments with 10 to 19 employees.....	2	X	X	X
	Establishments with 20 to 49 employees.....	—	X	X	X
	Establishments with 50 to 99 employees.....	—	X	X	X
	Establishments with 100 to 249 employees.....	—	X	X	X
	Establishments with 250 to 499 employees.....	—	X	X	X
	Establishments with 500 to 999 employees.....	—	X	X	X
	Establishments with 1,000 employees or more.....	—	X	X	X
44819	Other clothing stores				
	All establishments.....	57	456	2 577	8 562
	Establishments with 1 to 4 employees.....	32	X	X	X
	Establishments with 5 to 9 employees.....	14	X	X	X
	Establishments with 10 to 19 employees.....	3	X	X	X
	Establishments with 20 to 49 employees.....	7	X	X	X
	Establishments with 50 to 99 employees.....	1	X	X	X
	Establishments with 100 to 249 employees.....	—	X	X	X
	Establishments with 250 to 499 employees.....	—	X	X	X
	Establishments with 500 to 999 employees.....	—	X	X	X
	Establishments with 1,000 employees or more.....	—	X	X	X
448190	Other clothing stores				
	All establishments.....	57	456	2 577	8 562
	Establishments with 1 to 4 employees.....	32	X	X	X
	Establishments with 5 to 9 employees.....	14	X	X	X
	Establishments with 10 to 19 employees.....	3	X	X	X
	Establishments with 20 to 49 employees.....	7	X	X	X
	Establishments with 50 to 99 employees.....	1	X	X	X
	Establishments with 100 to 249 employees.....	—	X	X	X
	Establishments with 250 to 499 employees.....	—	X	X	X
	Establishments with 500 to 999 employees.....	—	X	X	X
	Establishments with 1,000 employees or more.....	—	X	X	X
4482	Shoe stores				
	All establishments.....	136	1 219	4 105	17 952
	Establishments with 1 to 4 employees.....	57	X	X	X
	Establishments with 5 to 9 employees.....	40	X	X	X
	Establishments with 10 to 19 employees.....	21	X	X	X
	Establishments with 20 to 49 employees.....	17	X	X	X
	Establishments with 50 to 99 employees.....	1	X	X	X
	Establishments with 100 to 249 employees.....	—	X	X	X
	Establishments with 250 to 499 employees.....	—	X	X	X
	Establishments with 500 to 999 employees.....	—	X	X	X
	Establishments with 1,000 employees or more.....	—	X	X	X
44821	Shoe stores				
	All establishments.....	136	1 219	4 105	17 952
	Establishments with 1 to 4 employees.....	57	X	X	X
	Establishments with 5 to 9 employees.....	40	X	X	X
	Establishments with 10 to 19 employees.....	21	X	X	X
	Establishments with 20 to 49 employees.....	17	X	X	X
	Establishments with 50 to 99 employees.....	1	X	X	X
	Establishments with 100 to 249 employees.....	—	X	X	X
	Establishments with 250 to 499 employees.....	—	X	X	X
	Establishments with 500 to 999 employees.....	—	X	X	X
	Establishments with 1,000 employees or more.....	—	X	X	X

See footnotes at end of table.

Table 5. Establishments, Employees, and Payroll by Industry and Employment Size of Establishments by County: 2004—Con.

[Excludes most government employees, railroad employees, and self-employed persons. Size class 1 to 4 employees includes establishments having payroll, but no employees, during mid-March pay period. For meaning of abbreviations and symbols, see introductory text. For explanation of terms, see Appendix A. For statement on reliability, see the note at the end of the table and Appendix C]

NAICS code	Geography, kind of business, and employment size class	Establishments (number)	Paid employees for pay period including March 12 (number)	First-quarter payroll (\$1,000)	Annual payroll (\$1,000)
	BERGEN—Con.				
44-45	Retail trade—Con.				
448	Clothing and clothing accessories stores—Con.				
4482	Shoe stores—Con.				
44821	Shoe stores—Con.				
448210	Shoe stores				
	All establishments	136	1 219	4 105	17 952
	Establishments with 1 to 4 employees	57	X	X	X
	Establishments with 5 to 9 employees	40	X	X	X
	Establishments with 10 to 19 employees	21	X	X	X
	Establishments with 20 to 49 employees	17	X	X	X
	Establishments with 50 to 99 employees	1	X	X	X
	Establishments with 100 to 249 employees	—	X	X	X
	Establishments with 250 to 499 employees	—	X	X	X
	Establishments with 500 to 999 employees	—	X	X	X
	Establishments with 1,000 employees or more	—	X	X	X
4483	Jewelry, luggage, and leather goods stores				
	All establishments	152	734	5 140	20 977
	Establishments with 1 to 4 employees	110	X	X	X
	Establishments with 5 to 9 employees	29	X	X	X
	Establishments with 10 to 19 employees	9	X	X	X
	Establishments with 20 to 49 employees	2	X	X	X
	Establishments with 50 to 99 employees	2	X	X	X
	Establishments with 100 to 249 employees	—	X	X	X
	Establishments with 250 to 499 employees	—	X	X	X
	Establishments with 500 to 999 employees	—	X	X	X
	Establishments with 1,000 employees or more	—	X	X	X
44831	Jewelry stores				
	All establishments	142	691	4 877	19 930
	Establishments with 1 to 4 employees	103	X	X	X
	Establishments with 5 to 9 employees	26	X	X	X
	Establishments with 10 to 19 employees	9	X	X	X
	Establishments with 20 to 49 employees	2	X	X	X
	Establishments with 50 to 99 employees	2	X	X	X
	Establishments with 100 to 249 employees	—	X	X	X
	Establishments with 250 to 499 employees	—	X	X	X
	Establishments with 500 to 999 employees	—	X	X	X
	Establishments with 1,000 employees or more	—	X	X	X
448310	Jewelry stores				
	All establishments	142	691	4 877	19 930
	Establishments with 1 to 4 employees	103	X	X	X
	Establishments with 5 to 9 employees	26	X	X	X
	Establishments with 10 to 19 employees	9	X	X	X
	Establishments with 20 to 49 employees	2	X	X	X
	Establishments with 50 to 99 employees	2	X	X	X
	Establishments with 100 to 249 employees	—	X	X	X
	Establishments with 250 to 499 employees	—	X	X	X
	Establishments with 500 to 999 employees	—	X	X	X
	Establishments with 1,000 employees or more	—	X	X	X
451	Sporting goods, hobby, book, and music stores				
	All establishments	236	2 357	9 838	43 167
	Establishments with 1 to 4 employees	138	X	X	X
	Establishments with 5 to 9 employees	28	X	X	X
	Establishments with 10 to 19 employees	35	X	X	X
	Establishments with 20 to 49 employees	26	X	X	X
	Establishments with 50 to 99 employees	7	X	X	X
	Establishments with 100 to 249 employees	2	X	X	X
	Establishments with 250 to 499 employees	—	X	X	X
	Establishments with 500 to 999 employees	—	X	X	X
	Establishments with 1,000 employees or more	—	X	X	X
4511	Sporting goods, hobby, and musical instrument stores				
	All establishments	165	1 608	7 469	33 131
	Establishments with 1 to 4 employees	98	X	X	X
	Establishments with 5 to 9 employees	20	X	X	X
	Establishments with 10 to 19 employees	25	X	X	X
	Establishments with 20 to 49 employees	15	X	X	X
	Establishments with 50 to 99 employees	6	X	X	X
	Establishments with 100 to 249 employees	1	X	X	X
	Establishments with 250 to 499 employees	—	X	X	X
	Establishments with 500 to 999 employees	—	X	X	X
	Establishments with 1,000 employees or more	—	X	X	X
45111	Sporting goods stores				
	All establishments	87	807	4 046	18 215
	Establishments with 1 to 4 employees	59	X	X	X
	Establishments with 5 to 9 employees	9	X	X	X
	Establishments with 10 to 19 employees	9	X	X	X
	Establishments with 20 to 49 employees	6	X	X	X
	Establishments with 50 to 99 employees	3	X	X	X
	Establishments with 100 to 249 employees	1	X	X	X
	Establishments with 250 to 499 employees	—	X	X	X
	Establishments with 500 to 999 employees	—	X	X	X
	Establishments with 1,000 employees or more	—	X	X	X

See footnotes at end of table.

Table 5. Establishments, Employees, and Payroll by Industry and Employment Size of Establishments by County: 2004—Con.

[Excludes most government employees, railroad employees, and self-employed persons. Size class 1 to 4 employees includes establishments having payroll, but no employees, during mid-March pay period. For meaning of abbreviations and symbols, see introductory text. For explanation of terms, see Appendix A. For statement on reliability, see the note at the end of the table and Appendix C]

NAICS code	Geography, kind of business, and employment size class	Establishments (number)	Paid employees for pay period including March 12 (number)	First-quarter payroll (\$1,000)	Annual payroll (\$1,000)
44-45	BERGEN—Con.				
	Retail trade—Con.				
451	Sporting goods, hobby, book, and music stores—Con.				
4511	Sporting goods, hobby, and musical instrument stores—Con.				
45111	Sporting goods stores—Con.				
451110	Sporting goods stores				
	All establishments	87	807	4 046	18 215
	Establishments with 1 to 4 employees	59	X	X	X
	Establishments with 5 to 9 employees	9	X	X	X
	Establishments with 10 to 19 employees	9	X	X	X
	Establishments with 20 to 49 employees	6	X	X	X
	Establishments with 50 to 99 employees	3	X	X	X
	Establishments with 100 to 249 employees	1	X	X	X
	Establishments with 250 to 499 employees	—	X	X	X
	Establishments with 500 to 999 employees	—	X	X	X
	Establishments with 1,000 employees or more	—	X	X	X
45112	Hobby, toy, and game stores				
	All establishments	43	478	1 630	7 433
	Establishments with 1 to 4 employees	21	X	X	X
	Establishments with 5 to 9 employees	4	X	X	X
	Establishments with 10 to 19 employees	11	X	X	X
	Establishments with 20 to 49 employees	4	X	X	X
	Establishments with 50 to 99 employees	3	X	X	X
	Establishments with 100 to 249 employees	—	X	X	X
	Establishments with 250 to 499 employees	—	X	X	X
	Establishments with 500 to 999 employees	—	X	X	X
	Establishments with 1,000 employees or more	—	X	X	X
451120	Hobby, toy, and game stores				
	All establishments	43	478	1 630	7 433
	Establishments with 1 to 4 employees	21	X	X	X
	Establishments with 5 to 9 employees	4	X	X	X
	Establishments with 10 to 19 employees	11	X	X	X
	Establishments with 20 to 49 employees	4	X	X	X
	Establishments with 50 to 99 employees	3	X	X	X
	Establishments with 100 to 249 employees	—	X	X	X
	Establishments with 250 to 499 employees	—	X	X	X
	Establishments with 500 to 999 employees	—	X	X	X
	Establishments with 1,000 employees or more	—	X	X	X
45114	Musical instrument and supplies stores				
	All establishments	21	238	1 416	5 879
	Establishments with 1 to 4 employees	10	X	X	X
	Establishments with 5 to 9 employees	4	X	X	X
	Establishments with 10 to 19 employees	2	X	X	X
	Establishments with 20 to 49 employees	5	X	X	X
	Establishments with 50 to 99 employees	—	X	X	X
	Establishments with 100 to 249 employees	—	X	X	X
	Establishments with 250 to 499 employees	—	X	X	X
	Establishments with 500 to 999 employees	—	X	X	X
	Establishments with 1,000 employees or more	—	X	X	X
451140	Musical instrument and supplies stores				
	All establishments	21	238	1 416	5 879
	Establishments with 1 to 4 employees	10	X	X	X
	Establishments with 5 to 9 employees	4	X	X	X
	Establishments with 10 to 19 employees	2	X	X	X
	Establishments with 20 to 49 employees	5	X	X	X
	Establishments with 50 to 99 employees	—	X	X	X
	Establishments with 100 to 249 employees	—	X	X	X
	Establishments with 250 to 499 employees	—	X	X	X
	Establishments with 500 to 999 employees	—	X	X	X
	Establishments with 1,000 employees or more	—	X	X	X
4512	Book, periodical, and music stores				
	All establishments	71	749	2 369	10 036
	Establishments with 1 to 4 employees	40	X	X	X
	Establishments with 5 to 9 employees	8	X	X	X
	Establishments with 10 to 19 employees	10	X	X	X
	Establishments with 20 to 49 employees	11	X	X	X
	Establishments with 50 to 99 employees	1	X	X	X
	Establishments with 100 to 249 employees	1	X	X	X
	Establishments with 250 to 499 employees	—	X	X	X
	Establishments with 500 to 999 employees	—	X	X	X
	Establishments with 1,000 employees or more	—	X	X	X
45121	Book stores and news dealers				
	All establishments	48	495	1 794	7 598
	Establishments with 1 to 4 employees	31	X	X	X
	Establishments with 5 to 9 employees	2	X	X	X
	Establishments with 10 to 19 employees	7	X	X	X
	Establishments with 20 to 49 employees	7	X	X	X
	Establishments with 50 to 99 employees	—	X	X	X
	Establishments with 100 to 249 employees	1	X	X	X
	Establishments with 250 to 499 employees	—	X	X	X
	Establishments with 500 to 999 employees	—	X	X	X
	Establishments with 1,000 employees or more	—	X	X	X

See footnotes at end of table.

Table 5. Establishments, Employees, and Payroll by Industry and Employment Size of Establishments by County: 2004—Con.

[Excludes most government employees, railroad employees, and self-employed persons. Size class 1 to 4 employees includes establishments having payroll, but no employees, during mid-March pay period. For meaning of abbreviations and symbols, see introductory text. For explanation of terms, see Appendix A. For statement on reliability, see the note at the end of the table and Appendix C]

NAICS code	Geography, kind of business, and employment size class	Establishments (number)	Paid employees for pay period including March 12 (number)	First-quarter payroll (\$1,000)	Annual payroll (\$1,000)
44-45	BERGEN—Con.				
	Retail trade—Con.				
451	Sporting goods, hobby, book, and music stores—Con.				
4512	Book, periodical, and music stores—Con.				
45121	Book stores and news dealers—Con.				
451211	Book stores				
	All establishments	32	466	1 667	7 085
	Establishments with 1 to 4 employees	15	X	X	X
	Establishments with 5 to 9 employees	2	X	X	X
	Establishments with 10 to 19 employees	7	X	X	X
	Establishments with 20 to 49 employees	7	X	X	X
	Establishments with 50 to 99 employees	—	X	X	X
	Establishments with 100 to 249 employees	1	X	X	X
	Establishments with 250 to 499 employees	—	X	X	X
	Establishments with 500 to 999 employees	—	X	X	X
	Establishments with 1,000 employees or more	—	X	X	X
45122	Prerecorded tape, compact disc, and record stores				
	All establishments	23	254	575	2 438
	Establishments with 1 to 4 employees	9	X	X	X
	Establishments with 5 to 9 employees	6	X	X	X
	Establishments with 10 to 19 employees	3	X	X	X
	Establishments with 20 to 49 employees	4	X	X	X
	Establishments with 50 to 99 employees	1	X	X	X
	Establishments with 100 to 249 employees	—	X	X	X
	Establishments with 250 to 499 employees	—	X	X	X
	Establishments with 500 to 999 employees	—	X	X	X
	Establishments with 1,000 employees or more	—	X	X	X
451220	Prerecorded tape, compact disc, and record stores				
	All establishments	23	254	575	2 438
	Establishments with 1 to 4 employees	9	X	X	X
	Establishments with 5 to 9 employees	6	X	X	X
	Establishments with 10 to 19 employees	3	X	X	X
	Establishments with 20 to 49 employees	4	X	X	X
	Establishments with 50 to 99 employees	1	X	X	X
	Establishments with 100 to 249 employees	—	X	X	X
	Establishments with 250 to 499 employees	—	X	X	X
	Establishments with 500 to 999 employees	—	X	X	X
	Establishments with 1,000 employees or more	—	X	X	X
452	General merchandise stores				
	All establishments	93	5 854	27 117	116 121
	Establishments with 1 to 4 employees	42	X	X	X
	Establishments with 5 to 9 employees	13	X	X	X
	Establishments with 10 to 19 employees	7	X	X	X
	Establishments with 20 to 49 employees	5	X	X	X
	Establishments with 50 to 99 employees	7	X	X	X
	Establishments with 100 to 249 employees	12	X	X	X
	Establishments with 250 to 499 employees	5	X	X	X
	Establishments with 500 to 999 employees	2	X	X	X
	Establishments with 1,000 employees or more	—	X	X	X
4521	Department stores				
	All establishments	24	4 949	22 099	93 731
	Establishments with 1 to 4 employees	1	X	X	X
	Establishments with 5 to 9 employees	1	X	X	X
	Establishments with 10 to 19 employees	—	X	X	X
	Establishments with 20 to 49 employees	—	X	X	X
	Establishments with 50 to 99 employees	6	X	X	X
	Establishments with 100 to 249 employees	9	X	X	X
	Establishments with 250 to 499 employees	5	X	X	X
	Establishments with 500 to 999 employees	2	X	X	X
	Establishments with 1,000 employees or more	—	X	X	X
45211	Department stores				
	All establishments	24	4 949	22 099	93 731
	Establishments with 1 to 4 employees	1	X	X	X
	Establishments with 5 to 9 employees	1	X	X	X
	Establishments with 10 to 19 employees	—	X	X	X
	Establishments with 20 to 49 employees	—	X	X	X
	Establishments with 50 to 99 employees	6	X	X	X
	Establishments with 100 to 249 employees	9	X	X	X
	Establishments with 250 to 499 employees	5	X	X	X
	Establishments with 500 to 999 employees	2	X	X	X
	Establishments with 1,000 employees or more	—	X	X	X
452111	Department stores (except discount department stores)				
	All establishments	10	3 285	16 119	67 004
	Establishments with 1 to 4 employees	—	X	X	X
	Establishments with 5 to 9 employees	—	X	X	X
	Establishments with 10 to 19 employees	—	X	X	X
	Establishments with 20 to 49 employees	—	X	X	X
	Establishments with 50 to 99 employees	—	X	X	X
	Establishments with 100 to 249 employees	5	X	X	X
	Establishments with 250 to 499 employees	3	X	X	X
	Establishments with 500 to 999 employees	2	X	X	X
	Establishments with 1,000 employees or more	—	X	X	X

See footnotes at end of table.

Table 5. Establishments, Employees, and Payroll by Industry and Employment Size of Establishments by County: 2004—Con.

[Excludes most government employees, railroad employees, and self-employed persons. Size class 1 to 4 employees includes establishments having payroll, but no employees, during mid-March pay period. For meaning of abbreviations and symbols, see introductory text. For explanation of terms, see Appendix A. For statement on reliability, see the note at the end of the table and Appendix C]

NAICS code	Geography, kind of business, and employment size class	Establishments (number)	Paid employees for pay period including March 12 (number)	First-quarter payroll (\$1,000)	Annual payroll (\$1,000)
44-45	BERGEN—Con.				
	Retail trade—Con.				
452	General merchandise stores—Con.				
4521	Department stores—Con.				
45211	Department stores—Con.				
452112	Discount department stores				
	All establishments	14	1 664	5 980	26 727
	Establishments with 1 to 4 employees	1	X	X	X
	Establishments with 5 to 9 employees	1	X	X	X
	Establishments with 10 to 19 employees	—	X	X	X
	Establishments with 20 to 49 employees	—	X	X	X
	Establishments with 50 to 99 employees	6	X	X	X
	Establishments with 100 to 249 employees	4	X	X	X
	Establishments with 250 to 499 employees	2	X	X	X
	Establishments with 500 to 999 employees	—	X	X	X
	Establishments with 1,000 employees or more	—	X	X	X
4529	Other general merchandise stores				
	All establishments	69	905	5 018	22 390
	Establishments with 1 to 4 employees	41	X	X	X
	Establishments with 5 to 9 employees	12	X	X	X
	Establishments with 10 to 19 employees	7	X	X	X
	Establishments with 20 to 49 employees	5	X	X	X
	Establishments with 50 to 99 employees	1	X	X	X
	Establishments with 100 to 249 employees	3	X	X	X
	Establishments with 250 to 499 employees	—	X	X	X
	Establishments with 500 to 999 employees	—	X	X	X
	Establishments with 1,000 employees or more	—	X	X	X
45291	Warehouse clubs and supercenters				
	All establishments	3	e	D	D
	Establishments with 1 to 4 employees	—	X	X	X
	Establishments with 5 to 9 employees	—	X	X	X
	Establishments with 10 to 19 employees	—	X	X	X
	Establishments with 20 to 49 employees	—	X	X	X
	Establishments with 50 to 99 employees	—	X	X	X
	Establishments with 100 to 249 employees	3	X	X	X
	Establishments with 250 to 499 employees	—	X	X	X
	Establishments with 500 to 999 employees	—	X	X	X
	Establishments with 1,000 employees or more	—	X	X	X
452910	Warehouse clubs and supercenters				
	All establishments	3	e	D	D
	Establishments with 1 to 4 employees	—	X	X	X
	Establishments with 5 to 9 employees	—	X	X	X
	Establishments with 10 to 19 employees	—	X	X	X
	Establishments with 20 to 49 employees	—	X	X	X
	Establishments with 50 to 99 employees	—	X	X	X
	Establishments with 100 to 249 employees	3	X	X	X
	Establishments with 250 to 499 employees	—	X	X	X
	Establishments with 500 to 999 employees	—	X	X	X
	Establishments with 1,000 employees or more	—	X	X	X
45299	All other general merchandise stores				
	All establishments	66	e	D	D
	Establishments with 1 to 4 employees	41	X	X	X
	Establishments with 5 to 9 employees	12	X	X	X
	Establishments with 10 to 19 employees	7	X	X	X
	Establishments with 20 to 49 employees	5	X	X	X
	Establishments with 50 to 99 employees	1	X	X	X
	Establishments with 100 to 249 employees	—	X	X	X
	Establishments with 250 to 499 employees	—	X	X	X
	Establishments with 500 to 999 employees	—	X	X	X
	Establishments with 1,000 employees or more	—	X	X	X
452990	All other general merchandise stores				
	All establishments	66	e	D	D
	Establishments with 1 to 4 employees	41	X	X	X
	Establishments with 5 to 9 employees	12	X	X	X
	Establishments with 10 to 19 employees	7	X	X	X
	Establishments with 20 to 49 employees	5	X	X	X
	Establishments with 50 to 99 employees	1	X	X	X
	Establishments with 100 to 249 employees	—	X	X	X
	Establishments with 250 to 499 employees	—	X	X	X
	Establishments with 500 to 999 employees	—	X	X	X
	Establishments with 1,000 employees or more	—	X	X	X
453	Miscellaneous store retailers				
	All establishments	422	2 310	10 234	44 674
	Establishments with 1 to 4 employees	292	X	X	X
	Establishments with 5 to 9 employees	73	X	X	X
	Establishments with 10 to 19 employees	24	X	X	X
	Establishments with 20 to 49 employees	32	X	X	X
	Establishments with 50 to 99 employees	1	X	X	X
	Establishments with 100 to 249 employees	—	X	X	X
	Establishments with 250 to 499 employees	—	X	X	X
	Establishments with 500 to 999 employees	—	X	X	X
	Establishments with 1,000 employees or more	—	X	X	X

See footnotes at end of table.

Table 5. Establishments, Employees, and Payroll by Industry and Employment Size of Establishments by County: 2004—Con.

[Excludes most government employees, railroad employees, and self-employed persons. Size class 1 to 4 employees includes establishments having payroll, but no employees, during mid-March pay period. For meaning of abbreviations and symbols, see introductory text. For explanation of terms, see Appendix A. For statement on reliability, see the note at the end of the table and Appendix C]

NAICS code	Geography, kind of business, and employment size class	Establishments (number)	Paid employees for pay period including March 12 (number)	First-quarter payroll (\$1,000)	Annual payroll (\$1,000)
	BERGEN—Con.				
44-45	Retail trade—Con.				
453	Miscellaneous store retailers—Con.				
4531	Florists				
	All establishments	93	380	1 792	7 536
	Establishments with 1 to 4 employees	65	X	X	X
	Establishments with 5 to 9 employees	18	X	X	X
	Establishments with 10 to 19 employees	8	X	X	X
	Establishments with 20 to 49 employees	2	X	X	X
	Establishments with 50 to 99 employees	—	X	X	X
	Establishments with 100 to 249 employees	—	X	X	X
	Establishments with 250 to 499 employees	—	X	X	X
	Establishments with 500 to 999 employees	—	X	X	X
	Establishments with 1,000 employees or more	—	X	X	X
45311	Florists				
	All establishments	93	380	1 792	7 536
	Establishments with 1 to 4 employees	65	X	X	X
	Establishments with 5 to 9 employees	18	X	X	X
	Establishments with 10 to 19 employees	8	X	X	X
	Establishments with 20 to 49 employees	2	X	X	X
	Establishments with 50 to 99 employees	—	X	X	X
	Establishments with 100 to 249 employees	—	X	X	X
	Establishments with 250 to 499 employees	—	X	X	X
	Establishments with 500 to 999 employees	—	X	X	X
	Establishments with 1,000 employees or more	—	X	X	X
453110	Florists				
	All establishments	93	380	1 792	7 536
	Establishments with 1 to 4 employees	65	X	X	X
	Establishments with 5 to 9 employees	18	X	X	X
	Establishments with 10 to 19 employees	8	X	X	X
	Establishments with 20 to 49 employees	2	X	X	X
	Establishments with 50 to 99 employees	—	X	X	X
	Establishments with 100 to 249 employees	—	X	X	X
	Establishments with 250 to 499 employees	—	X	X	X
	Establishments with 500 to 999 employees	—	X	X	X
	Establishments with 1,000 employees or more	—	X	X	X
4532	Office supplies, stationery, and gift stores				
	All establishments	164	1 261	5 161	21 848
	Establishments with 1 to 4 employees	98	X	X	X
	Establishments with 5 to 9 employees	31	X	X	X
	Establishments with 10 to 19 employees	13	X	X	X
	Establishments with 20 to 49 employees	21	X	X	X
	Establishments with 50 to 99 employees	1	X	X	X
	Establishments with 100 to 249 employees	—	X	X	X
	Establishments with 250 to 499 employees	—	X	X	X
	Establishments with 500 to 999 employees	—	X	X	X
	Establishments with 1,000 employees or more	—	X	X	X
45321	Office supplies and stationery stores				
	All establishments	47	521	2 977	13 189
	Establishments with 1 to 4 employees	24	X	X	X
	Establishments with 5 to 9 employees	7	X	X	X
	Establishments with 10 to 19 employees	4	X	X	X
	Establishments with 20 to 49 employees	12	X	X	X
	Establishments with 50 to 99 employees	—	X	X	X
	Establishments with 100 to 249 employees	—	X	X	X
	Establishments with 250 to 499 employees	—	X	X	X
	Establishments with 500 to 999 employees	—	X	X	X
	Establishments with 1,000 employees or more	—	X	X	X
453210	Office supplies and stationery stores				
	All establishments	47	521	2 977	13 189
	Establishments with 1 to 4 employees	24	X	X	X
	Establishments with 5 to 9 employees	7	X	X	X
	Establishments with 10 to 19 employees	4	X	X	X
	Establishments with 20 to 49 employees	12	X	X	X
	Establishments with 50 to 99 employees	—	X	X	X
	Establishments with 100 to 249 employees	—	X	X	X
	Establishments with 250 to 499 employees	—	X	X	X
	Establishments with 500 to 999 employees	—	X	X	X
	Establishments with 1,000 employees or more	—	X	X	X
45322	Gift, novelty, and souvenir stores				
	All establishments	117	740	2 184	8 659
	Establishments with 1 to 4 employees	74	X	X	X
	Establishments with 5 to 9 employees	24	X	X	X
	Establishments with 10 to 19 employees	9	X	X	X
	Establishments with 20 to 49 employees	9	X	X	X
	Establishments with 50 to 99 employees	1	X	X	X
	Establishments with 100 to 249 employees	—	X	X	X
	Establishments with 250 to 499 employees	—	X	X	X
	Establishments with 500 to 999 employees	—	X	X	X
	Establishments with 1,000 employees or more	—	X	X	X

See footnotes at end of table.

Table 5. Establishments, Employees, and Payroll by Industry and Employment Size of Establishments by County: 2004—Con.

[Excludes most government employees, railroad employees, and self-employed persons. Size class 1 to 4 employees includes establishments having payroll, but no employees, during mid-March pay period. For meaning of abbreviations and symbols, see introductory text. For explanation of terms, see Appendix A. For statement on reliability, see the note at the end of the table and Appendix C]

NAICS code	Geography, kind of business, and employment size class	Establishments (number)	Paid employees for pay period including March 12 (number)	First-quarter payroll (\$1,000)	Annual payroll (\$1,000)
	BERGEN—Con.				
44-45	Retail trade—Con.				
453	Miscellaneous store retailers—Con.				
4532	Office supplies, stationery, and gift stores—Con.				
45322	Gift, novelty, and souvenir stores—Con.				
453220	Gift, novelty, and souvenir stores				
	All establishments	117	740	2 184	8 659
	Establishments with 1 to 4 employees	74	X	X	X
	Establishments with 5 to 9 employees	24	X	X	X
	Establishments with 10 to 19 employees	9	X	X	X
	Establishments with 20 to 49 employees	9	X	X	X
	Establishments with 50 to 99 employees	1	X	X	X
	Establishments with 100 to 249 employees	—	X	X	X
	Establishments with 250 to 499 employees	—	X	X	X
	Establishments with 500 to 999 employees	—	X	X	X
	Establishments with 1,000 employees or more	—	X	X	X
4539	Other miscellaneous store retailers				
	All establishments	138	605	2 987	14 046
	Establishments with 1 to 4 employees	106	X	X	X
	Establishments with 5 to 9 employees	20	X	X	X
	Establishments with 10 to 19 employees	3	X	X	X
	Establishments with 20 to 49 employees	9	X	X	X
	Establishments with 50 to 99 employees	—	X	X	X
	Establishments with 100 to 249 employees	—	X	X	X
	Establishments with 250 to 499 employees	—	X	X	X
	Establishments with 500 to 999 employees	—	X	X	X
	Establishments with 1,000 employees or more	—	X	X	X
45391	Pet and pet supplies stores				
	All establishments	37	238	952	4 083
	Establishments with 1 to 4 employees	23	X	X	X
	Establishments with 5 to 9 employees	9	X	X	X
	Establishments with 10 to 19 employees	—	X	X	X
	Establishments with 20 to 49 employees	5	X	X	X
	Establishments with 50 to 99 employees	—	X	X	X
	Establishments with 100 to 249 employees	—	X	X	X
	Establishments with 250 to 499 employees	—	X	X	X
	Establishments with 500 to 999 employees	—	X	X	X
	Establishments with 1,000 employees or more	—	X	X	X
453910	Pet and pet supplies stores				
	All establishments	37	238	952	4 083
	Establishments with 1 to 4 employees	23	X	X	X
	Establishments with 5 to 9 employees	9	X	X	X
	Establishments with 10 to 19 employees	—	X	X	X
	Establishments with 20 to 49 employees	5	X	X	X
	Establishments with 50 to 99 employees	—	X	X	X
	Establishments with 100 to 249 employees	—	X	X	X
	Establishments with 250 to 499 employees	—	X	X	X
	Establishments with 500 to 999 employees	—	X	X	X
	Establishments with 1,000 employees or more	—	X	X	X
45399	All other miscellaneous store retailers				
	All establishments	81	326	1 825	9 179
	Establishments with 1 to 4 employees	66	X	X	X
	Establishments with 5 to 9 employees	8	X	X	X
	Establishments with 10 to 19 employees	3	X	X	X
	Establishments with 20 to 49 employees	4	X	X	X
	Establishments with 50 to 99 employees	—	X	X	X
	Establishments with 100 to 249 employees	—	X	X	X
	Establishments with 250 to 499 employees	—	X	X	X
	Establishments with 500 to 999 employees	—	X	X	X
	Establishments with 1,000 employees or more	—	X	X	X
453998	All other miscellaneous store retailers (except tobacco stores)				
	All establishments	69	271	1 640	8 399
	Establishments with 1 to 4 employees	57	X	X	X
	Establishments with 5 to 9 employees	6	X	X	X
	Establishments with 10 to 19 employees	3	X	X	X
	Establishments with 20 to 49 employees	3	X	X	X
	Establishments with 50 to 99 employees	—	X	X	X
	Establishments with 100 to 249 employees	—	X	X	X
	Establishments with 250 to 499 employees	—	X	X	X
	Establishments with 500 to 999 employees	—	X	X	X
	Establishments with 1,000 employees or more	—	X	X	X
454	Nonstore retailers				
	All establishments	208	2 503	28 741	119 282
	Establishments with 1 to 4 employees	133	X	X	X
	Establishments with 5 to 9 employees	34	X	X	X
	Establishments with 10 to 19 employees	19	X	X	X
	Establishments with 20 to 49 employees	11	X	X	X
	Establishments with 50 to 99 employees	7	X	X	X
	Establishments with 100 to 249 employees	1	X	X	X
	Establishments with 250 to 499 employees	3	X	X	X
	Establishments with 500 to 999 employees	—	X	X	X
	Establishments with 1,000 employees or more	—	X	X	X

See footnotes at end of table.

Table 5. Establishments, Employees, and Payroll by Industry and Employment Size of Establishments by County: 2004—Con.

[Excludes most government employees, railroad employees, and self-employed persons. Size class 1 to 4 employees includes establishments having payroll, but no employees, during mid-March pay period. For meaning of abbreviations and symbols, see introductory text. For explanation of terms, see Appendix A. For statement on reliability, see the note at the end of the table and Appendix C]

NAICS code	Geography, kind of business, and employment size class	Establishments (number)	Paid employees for pay period including March 12 (number)	First-quarter payroll (\$1,000)	Annual payroll (\$1,000)
	BERGEN—Con.				
44-45	Retail trade—Con.				
454	Nonstore retailers—Con.				
4541	Electronic shopping and mail-order houses				
	All establishments	79	1 016	15 723	65 965
	Establishments with 1 to 4 employees	52	X	X	X
	Establishments with 5 to 9 employees	10	X	X	X
	Establishments with 10 to 19 employees	6	X	X	X
	Establishments with 20 to 49 employees	5	X	X	X
	Establishments with 50 to 99 employees	5	X	X	X
	Establishments with 100 to 249 employees	—	X	X	X
	Establishments with 250 to 499 employees	1	X	X	X
	Establishments with 500 to 999 employees	—	X	X	X
	Establishments with 1,000 employees or more	—	X	X	X
45411	Electronic shopping and mail-order houses				
	All establishments	79	1 016	15 723	65 965
	Establishments with 1 to 4 employees	52	X	X	X
	Establishments with 5 to 9 employees	10	X	X	X
	Establishments with 10 to 19 employees	6	X	X	X
	Establishments with 20 to 49 employees	5	X	X	X
	Establishments with 50 to 99 employees	5	X	X	X
	Establishments with 100 to 249 employees	—	X	X	X
	Establishments with 250 to 499 employees	1	X	X	X
	Establishments with 500 to 999 employees	—	X	X	X
	Establishments with 1,000 employees or more	—	X	X	X
454111	Electronic shopping				
	All establishments	30	c	D	D
	Establishments with 1 to 4 employees	21	X	X	X
	Establishments with 5 to 9 employees	4	X	X	X
	Establishments with 10 to 19 employees	3	X	X	X
	Establishments with 20 to 49 employees	1	X	X	X
	Establishments with 50 to 99 employees	1	X	X	X
	Establishments with 100 to 249 employees	—	X	X	X
	Establishments with 250 to 499 employees	—	X	X	X
	Establishments with 500 to 999 employees	—	X	X	X
	Establishments with 1,000 employees or more	—	X	X	X
454113	Mail-order houses				
	All establishments	48	814	14 006	57 788
	Establishments with 1 to 4 employees	30	X	X	X
	Establishments with 5 to 9 employees	6	X	X	X
	Establishments with 10 to 19 employees	3	X	X	X
	Establishments with 20 to 49 employees	4	X	X	X
	Establishments with 50 to 99 employees	4	X	X	X
	Establishments with 100 to 249 employees	—	X	X	X
	Establishments with 250 to 499 employees	1	X	X	X
	Establishments with 500 to 999 employees	—	X	X	X
	Establishments with 1,000 employees or more	—	X	X	X
4543	Direct selling establishments				
	All establishments	116	1 398	12 272	50 239
	Establishments with 1 to 4 employees	73	X	X	X
	Establishments with 5 to 9 employees	23	X	X	X
	Establishments with 10 to 19 employees	11	X	X	X
	Establishments with 20 to 49 employees	4	X	X	X
	Establishments with 50 to 99 employees	2	X	X	X
	Establishments with 100 to 249 employees	1	X	X	X
	Establishments with 250 to 499 employees	2	X	X	X
	Establishments with 500 to 999 employees	—	X	X	X
	Establishments with 1,000 employees or more	—	X	X	X
45431	Fuel dealers				
	All establishments	28	283	3 440	11 311
	Establishments with 1 to 4 employees	12	X	X	X
	Establishments with 5 to 9 employees	9	X	X	X
	Establishments with 10 to 19 employees	5	X	X	X
	Establishments with 20 to 49 employees	1	X	X	X
	Establishments with 50 to 99 employees	—	X	X	X
	Establishments with 100 to 249 employees	1	X	X	X
	Establishments with 250 to 499 employees	—	X	X	X
	Establishments with 500 to 999 employees	—	X	X	X
	Establishments with 1,000 employees or more	—	X	X	X
454311	Heating oil dealers				
	All establishments	26	e	D	D
	Establishments with 1 to 4 employees	11	X	X	X
	Establishments with 5 to 9 employees	9	X	X	X
	Establishments with 10 to 19 employees	4	X	X	X
	Establishments with 20 to 49 employees	1	X	X	X
	Establishments with 50 to 99 employees	—	X	X	X
	Establishments with 100 to 249 employees	1	X	X	X
	Establishments with 250 to 499 employees	—	X	X	X
	Establishments with 500 to 999 employees	—	X	X	X
	Establishments with 1,000 employees or more	—	X	X	X

See footnotes at end of table.

Table 5. Establishments, Employees, and Payroll by Industry and Employment Size of Establishments by County: 2004—Con.

[Excludes most government employees, railroad employees, and self-employed persons. Size class 1 to 4 employees includes establishments having payroll, but no employees, during mid-March pay period. For meaning of abbreviations and symbols, see introductory text. For explanation of terms, see Appendix A. For statement on reliability, see the note at the end of the table and Appendix C]

NAICS code	Geography, kind of business, and employment size class	Establishments (number)	Paid employees for pay period including March 12 (number)	First-quarter payroll (\$1,000)	Annual payroll (\$1,000)
	BERGEN—Con.				
44-45	Retail trade—Con.				
454	Nonstore retailers—Con.				
4543	Direct selling establishments—Con.				
45439	Other direct selling establishments				
	All establishments	88	1 115	8 832	38 928
	Establishments with 1 to 4 employees	61	X	X	X
	Establishments with 5 to 9 employees	14	X	X	X
	Establishments with 10 to 19 employees	6	X	X	X
	Establishments with 20 to 49 employees	3	X	X	X
	Establishments with 50 to 99 employees	2	X	X	X
	Establishments with 100 to 249 employees	—	X	X	X
	Establishments with 250 to 499 employees	2	X	X	X
	Establishments with 500 to 999 employees	—	X	X	X
	Establishments with 1,000 employees or more	—	X	X	X
454390	Other direct selling establishments				
	All establishments	88	1 115	8 832	38 928
	Establishments with 1 to 4 employees	61	X	X	X
	Establishments with 5 to 9 employees	14	X	X	X
	Establishments with 10 to 19 employees	6	X	X	X
	Establishments with 20 to 49 employees	3	X	X	X
	Establishments with 50 to 99 employees	2	X	X	X
	Establishments with 100 to 249 employees	—	X	X	X
	Establishments with 250 to 499 employees	2	X	X	X
	Establishments with 500 to 999 employees	—	X	X	X
	Establishments with 1,000 employees or more	—	X	X	X
48-49	Transportation and warehousing				
	All establishments	875	14 917	143 807	598 798
	Establishments with 1 to 4 employees	492	X	X	X
	Establishments with 5 to 9 employees	136	X	X	X
	Establishments with 10 to 19 employees	92	X	X	X
	Establishments with 20 to 49 employees	79	X	X	X
	Establishments with 50 to 99 employees	41	X	X	X
	Establishments with 100 to 249 employees	30	X	X	X
	Establishments with 250 to 499 employees	4	X	X	X
	Establishments with 500 to 999 employees	1	X	X	X
	Establishments with 1,000 employees or more	—	X	X	X
481	Air transportation				
	All establishments	31	912	16 092	62 462
	Establishments with 1 to 4 employees	12	X	X	X
	Establishments with 5 to 9 employees	6	X	X	X
	Establishments with 10 to 19 employees	3	X	X	X
	Establishments with 20 to 49 employees	5	X	X	X
	Establishments with 50 to 99 employees	2	X	X	X
	Establishments with 100 to 249 employees	3	X	X	X
	Establishments with 250 to 499 employees	—	X	X	X
	Establishments with 500 to 999 employees	—	X	X	X
	Establishments with 1,000 employees or more	—	X	X	X
4811	Scheduled air transportation				
	All establishments	13	255	2 781	12 150
	Establishments with 1 to 4 employees	7	X	X	X
	Establishments with 5 to 9 employees	2	X	X	X
	Establishments with 10 to 19 employees	1	X	X	X
	Establishments with 20 to 49 employees	1	X	X	X
	Establishments with 50 to 99 employees	1	X	X	X
	Establishments with 100 to 249 employees	1	X	X	X
	Establishments with 250 to 499 employees	—	X	X	X
	Establishments with 500 to 999 employees	—	X	X	X
	Establishments with 1,000 employees or more	—	X	X	X
48111	Scheduled air transportation				
	All establishments	13	255	2 781	12 150
	Establishments with 1 to 4 employees	7	X	X	X
	Establishments with 5 to 9 employees	2	X	X	X
	Establishments with 10 to 19 employees	1	X	X	X
	Establishments with 20 to 49 employees	1	X	X	X
	Establishments with 50 to 99 employees	1	X	X	X
	Establishments with 100 to 249 employees	1	X	X	X
	Establishments with 250 to 499 employees	—	X	X	X
	Establishments with 500 to 999 employees	—	X	X	X
	Establishments with 1,000 employees or more	—	X	X	X
481111	Scheduled passenger air transportation				
	All establishments	8	c	D	D
	Establishments with 1 to 4 employees	5	X	X	X
	Establishments with 5 to 9 employees	—	X	X	X
	Establishments with 10 to 19 employees	1	X	X	X
	Establishments with 20 to 49 employees	—	X	X	X
	Establishments with 50 to 99 employees	1	X	X	X
	Establishments with 100 to 249 employees	1	X	X	X
	Establishments with 250 to 499 employees	—	X	X	X
	Establishments with 500 to 999 employees	—	X	X	X
	Establishments with 1,000 employees or more	—	X	X	X

See footnotes at end of table.

Table 5. Establishments, Employees, and Payroll by Industry and Employment Size of Establishments by County: 2004—Con.

[Excludes most government employees, railroad employees, and self-employed persons. Size class 1 to 4 employees includes establishments having payroll, but no employees, during mid-March pay period. For meaning of abbreviations and symbols, see introductory text. For explanation of terms, see Appendix A. For statement on reliability, see the note at the end of the table and Appendix C]

NAICS code	Geography, kind of business, and employment size class	Establishments (number)	Paid employees for pay period including March 12 (number)	First-quarter payroll (\$1,000)	Annual payroll (\$1,000)
	BERGEN—Con.				
48-49	Transportation and warehousing—Con.				
481	Air transportation—Con.				
4812	Nonscheduled air transportation				
	All establishments	18	657	13 311	50 312
	Establishments with 1 to 4 employees	5	X	X	X
	Establishments with 5 to 9 employees	4	X	X	X
	Establishments with 10 to 19 employees	2	X	X	X
	Establishments with 20 to 49 employees	4	X	X	X
	Establishments with 50 to 99 employees	1	X	X	X
	Establishments with 100 to 249 employees	2	X	X	X
	Establishments with 250 to 499 employees	—	X	X	X
	Establishments with 500 to 999 employees	—	X	X	X
	Establishments with 1,000 employees or more	—	X	X	X
48121	Nonscheduled air transportation				
	All establishments	18	657	13 311	50 312
	Establishments with 1 to 4 employees	5	X	X	X
	Establishments with 5 to 9 employees	4	X	X	X
	Establishments with 10 to 19 employees	2	X	X	X
	Establishments with 20 to 49 employees	4	X	X	X
	Establishments with 50 to 99 employees	1	X	X	X
	Establishments with 100 to 249 employees	2	X	X	X
	Establishments with 250 to 499 employees	—	X	X	X
	Establishments with 500 to 999 employees	—	X	X	X
	Establishments with 1,000 employees or more	—	X	X	X
481211	Nonscheduled chartered passenger air transportation				
	All establishments	16	e	D	D
	Establishments with 1 to 4 employees	4	X	X	X
	Establishments with 5 to 9 employees	4	X	X	X
	Establishments with 10 to 19 employees	2	X	X	X
	Establishments with 20 to 49 employees	4	X	X	X
	Establishments with 50 to 99 employees	1	X	X	X
	Establishments with 100 to 249 employees	1	X	X	X
	Establishments with 250 to 499 employees	—	X	X	X
	Establishments with 500 to 999 employees	—	X	X	X
	Establishments with 1,000 employees or more	—	X	X	X
481212	Nonscheduled chartered freight air transportation				
	All establishments	2	c	D	D
	Establishments with 1 to 4 employees	1	X	X	X
	Establishments with 5 to 9 employees	—	X	X	X
	Establishments with 10 to 19 employees	—	X	X	X
	Establishments with 20 to 49 employees	—	X	X	X
	Establishments with 50 to 99 employees	—	X	X	X
	Establishments with 100 to 249 employees	1	X	X	X
	Establishments with 250 to 499 employees	—	X	X	X
	Establishments with 500 to 999 employees	—	X	X	X
	Establishments with 1,000 employees or more	—	X	X	X
483	Water transportation				
	All establishments	6	e	D	D
	Establishments with 1 to 4 employees	4	X	X	X
	Establishments with 5 to 9 employees	—	X	X	X
	Establishments with 10 to 19 employees	—	X	X	X
	Establishments with 20 to 49 employees	—	X	X	X
	Establishments with 50 to 99 employees	1	X	X	X
	Establishments with 100 to 249 employees	—	X	X	X
	Establishments with 250 to 499 employees	1	X	X	X
	Establishments with 500 to 999 employees	—	X	X	X
	Establishments with 1,000 employees or more	—	X	X	X
4831	Deep sea, coastal, and Great Lakes water transportation				
	All establishments	5	e	D	D
	Establishments with 1 to 4 employees	3	X	X	X
	Establishments with 5 to 9 employees	—	X	X	X
	Establishments with 10 to 19 employees	—	X	X	X
	Establishments with 20 to 49 employees	—	X	X	X
	Establishments with 50 to 99 employees	1	X	X	X
	Establishments with 100 to 249 employees	—	X	X	X
	Establishments with 250 to 499 employees	1	X	X	X
	Establishments with 500 to 999 employees	—	X	X	X
	Establishments with 1,000 employees or more	—	X	X	X
48311	Deep sea, coastal, and Great Lakes water transportation				
	All establishments	5	e	D	D
	Establishments with 1 to 4 employees	3	X	X	X
	Establishments with 5 to 9 employees	—	X	X	X
	Establishments with 10 to 19 employees	—	X	X	X
	Establishments with 20 to 49 employees	—	X	X	X
	Establishments with 50 to 99 employees	1	X	X	X
	Establishments with 100 to 249 employees	—	X	X	X
	Establishments with 250 to 499 employees	1	X	X	X
	Establishments with 500 to 999 employees	—	X	X	X
	Establishments with 1,000 employees or more	—	X	X	X

See footnotes at end of table.

Table 5. Establishments, Employees, and Payroll by Industry and Employment Size of Establishments by County: 2004—Con.

[Excludes most government employees, railroad employees, and self-employed persons. Size class 1 to 4 employees includes establishments having payroll, but no employees, during mid-March pay period. For meaning of abbreviations and symbols, see introductory text. For explanation of terms, see Appendix A. For statement on reliability, see the note at the end of the table and Appendix C]

NAICS code	Geography, kind of business, and employment size class	Establishments (number)	Paid employees for pay period including March 12 (number)	First-quarter payroll (\$1,000)	Annual payroll (\$1,000)
BERGEN—Con.					
48-49	Transportation and warehousing—Con.				
483	Water transportation—Con.				
4831	Deep sea, coastal, and Great Lakes water transportation—Con.				
48311	Deep sea, coastal, and Great Lakes water transportation—Con.				
483111	Deep sea freight transportation				
	All establishments	3	e	D	D
	Establishments with 1 to 4 employees	1	X	X	X
	Establishments with 5 to 9 employees	—	X	X	X
	Establishments with 10 to 19 employees	—	X	X	X
	Establishments with 20 to 49 employees	—	X	X	X
	Establishments with 50 to 99 employees	1	X	X	X
	Establishments with 100 to 249 employees	—	X	X	X
	Establishments with 250 to 499 employees	1	X	X	X
	Establishments with 500 to 999 employees	—	X	X	X
	Establishments with 1,000 employees or more	—	X	X	X
484	Truck transportation				
	All establishments	343	2 739	23 844	105 993
	Establishments with 1 to 4 employees	218	X	X	X
	Establishments with 5 to 9 employees	59	X	X	X
	Establishments with 10 to 19 employees	33	X	X	X
	Establishments with 20 to 49 employees	18	X	X	X
	Establishments with 50 to 99 employees	14	X	X	X
	Establishments with 100 to 249 employees	1	X	X	X
	Establishments with 250 to 499 employees	—	X	X	X
	Establishments with 500 to 999 employees	—	X	X	X
	Establishments with 1,000 employees or more	—	X	X	X
4841	General freight trucking				
	All establishments	201	1 761	15 484	68 378
	Establishments with 1 to 4 employees	134	X	X	X
	Establishments with 5 to 9 employees	28	X	X	X
	Establishments with 10 to 19 employees	17	X	X	X
	Establishments with 20 to 49 employees	10	X	X	X
	Establishments with 50 to 99 employees	11	X	X	X
	Establishments with 100 to 249 employees	1	X	X	X
	Establishments with 250 to 499 employees	—	X	X	X
	Establishments with 500 to 999 employees	—	X	X	X
	Establishments with 1,000 employees or more	—	X	X	X
48411	General freight trucking, local				
	All establishments	137	983	7 942	35 684
	Establishments with 1 to 4 employees	95	X	X	X
	Establishments with 5 to 9 employees	17	X	X	X
	Establishments with 10 to 19 employees	11	X	X	X
	Establishments with 20 to 49 employees	8	X	X	X
	Establishments with 50 to 99 employees	6	X	X	X
	Establishments with 100 to 249 employees	—	X	X	X
	Establishments with 250 to 499 employees	—	X	X	X
	Establishments with 500 to 999 employees	—	X	X	X
	Establishments with 1,000 employees or more	—	X	X	X
484110	General freight trucking, local				
	All establishments	137	983	7 942	35 684
	Establishments with 1 to 4 employees	95	X	X	X
	Establishments with 5 to 9 employees	17	X	X	X
	Establishments with 10 to 19 employees	11	X	X	X
	Establishments with 20 to 49 employees	8	X	X	X
	Establishments with 50 to 99 employees	6	X	X	X
	Establishments with 100 to 249 employees	—	X	X	X
	Establishments with 250 to 499 employees	—	X	X	X
	Establishments with 500 to 999 employees	—	X	X	X
	Establishments with 1,000 employees or more	—	X	X	X
48412	General freight trucking, long-distance				
	All establishments	64	778	7 542	32 694
	Establishments with 1 to 4 employees	39	X	X	X
	Establishments with 5 to 9 employees	11	X	X	X
	Establishments with 10 to 19 employees	6	X	X	X
	Establishments with 20 to 49 employees	2	X	X	X
	Establishments with 50 to 99 employees	5	X	X	X
	Establishments with 100 to 249 employees	1	X	X	X
	Establishments with 250 to 499 employees	—	X	X	X
	Establishments with 500 to 999 employees	—	X	X	X
	Establishments with 1,000 employees or more	—	X	X	X
484121	General freight trucking, long-distance, truckload (tl)				
	All establishments	44	277	2 284	10 198
	Establishments with 1 to 4 employees	27	X	X	X
	Establishments with 5 to 9 employees	10	X	X	X
	Establishments with 10 to 19 employees	4	X	X	X
	Establishments with 20 to 49 employees	1	X	X	X
	Establishments with 50 to 99 employees	2	X	X	X
	Establishments with 100 to 249 employees	—	X	X	X
	Establishments with 250 to 499 employees	—	X	X	X
	Establishments with 500 to 999 employees	—	X	X	X
	Establishments with 1,000 employees or more	—	X	X	X

See footnotes at end of table.

Table 5. Establishments, Employees, and Payroll by Industry and Employment Size of Establishments by County: 2004—Con.

[Excludes most government employees, railroad employees, and self-employed persons. Size class 1 to 4 employees includes establishments having payroll, but no employees, during mid-March pay period. For meaning of abbreviations and symbols, see introductory text. For explanation of terms, see Appendix A. For statement on reliability, see the note at the end of the table and Appendix C]

NAICS code	Geography, kind of business, and employment size class	Establishments (number)	Paid employees for pay period including March 12 (number)	First-quarter payroll (\$1,000)	Annual payroll (\$1,000)
	BERGEN—Con.				
48-49	Transportation and warehousing—Con.				
484	Truck transportation—Con.				
4841	General freight trucking—Con.				
48412	General freight trucking, long-distance—Con.				
484122	General freight trucking, long-distance, less than truckload (ltl)				
	All establishments	20	501	5 258	22 496
	Establishments with 1 to 4 employees	12	X	X	X
	Establishments with 5 to 9 employees	1	X	X	X
	Establishments with 10 to 19 employees	2	X	X	X
	Establishments with 20 to 49 employees	1	X	X	X
	Establishments with 50 to 99 employees	3	X	X	X
	Establishments with 100 to 249 employees	1	X	X	X
	Establishments with 250 to 499 employees	—	X	X	X
	Establishments with 500 to 999 employees	—	X	X	X
	Establishments with 1,000 employees or more	—	X	X	X
4842	Specialized freight trucking				
	All establishments	142	978	8 360	37 615
	Establishments with 1 to 4 employees	84	X	X	X
	Establishments with 5 to 9 employees	31	X	X	X
	Establishments with 10 to 19 employees	16	X	X	X
	Establishments with 20 to 49 employees	8	X	X	X
	Establishments with 50 to 99 employees	3	X	X	X
	Establishments with 100 to 249 employees	—	X	X	X
	Establishments with 250 to 499 employees	—	X	X	X
	Establishments with 500 to 999 employees	—	X	X	X
	Establishments with 1,000 employees or more	—	X	X	X
48421	Used household and office goods moving				
	All establishments	61	440	3 004	14 478
	Establishments with 1 to 4 employees	30	X	X	X
	Establishments with 5 to 9 employees	17	X	X	X
	Establishments with 10 to 19 employees	8	X	X	X
	Establishments with 20 to 49 employees	5	X	X	X
	Establishments with 50 to 99 employees	1	X	X	X
	Establishments with 100 to 249 employees	—	X	X	X
	Establishments with 250 to 499 employees	—	X	X	X
	Establishments with 500 to 999 employees	—	X	X	X
	Establishments with 1,000 employees or more	—	X	X	X
484210	Used household and office goods moving				
	All establishments	61	440	3 004	14 478
	Establishments with 1 to 4 employees	30	X	X	X
	Establishments with 5 to 9 employees	17	X	X	X
	Establishments with 10 to 19 employees	8	X	X	X
	Establishments with 20 to 49 employees	5	X	X	X
	Establishments with 50 to 99 employees	1	X	X	X
	Establishments with 100 to 249 employees	—	X	X	X
	Establishments with 250 to 499 employees	—	X	X	X
	Establishments with 500 to 999 employees	—	X	X	X
	Establishments with 1,000 employees or more	—	X	X	X
48422	Specialized freight (except used goods) trucking, local				
	All establishments	58	320	3 038	12 440
	Establishments with 1 to 4 employees	45	X	X	X
	Establishments with 5 to 9 employees	7	X	X	X
	Establishments with 10 to 19 employees	2	X	X	X
	Establishments with 20 to 49 employees	3	X	X	X
	Establishments with 50 to 99 employees	1	X	X	X
	Establishments with 100 to 249 employees	—	X	X	X
	Establishments with 250 to 499 employees	—	X	X	X
	Establishments with 500 to 999 employees	—	X	X	X
	Establishments with 1,000 employees or more	—	X	X	X
484220	Specialized freight (except used goods) trucking, local				
	All establishments	58	320	3 038	12 440
	Establishments with 1 to 4 employees	45	X	X	X
	Establishments with 5 to 9 employees	7	X	X	X
	Establishments with 10 to 19 employees	2	X	X	X
	Establishments with 20 to 49 employees	3	X	X	X
	Establishments with 50 to 99 employees	1	X	X	X
	Establishments with 100 to 249 employees	—	X	X	X
	Establishments with 250 to 499 employees	—	X	X	X
	Establishments with 500 to 999 employees	—	X	X	X
	Establishments with 1,000 employees or more	—	X	X	X
48423	Specialized freight (except used goods) trucking, long-distance				
	All establishments	23	218	2 318	10 697
	Establishments with 1 to 4 employees	9	X	X	X
	Establishments with 5 to 9 employees	7	X	X	X
	Establishments with 10 to 19 employees	6	X	X	X
	Establishments with 20 to 49 employees	—	X	X	X
	Establishments with 50 to 99 employees	1	X	X	X
	Establishments with 100 to 249 employees	—	X	X	X
	Establishments with 250 to 499 employees	—	X	X	X
	Establishments with 500 to 999 employees	—	X	X	X
	Establishments with 1,000 employees or more	—	X	X	X

See footnotes at end of table.

Table 5. Establishments, Employees, and Payroll by Industry and Employment Size of Establishments by County: 2004—Con.

[Excludes most government employees, railroad employees, and self-employed persons. Size class 1 to 4 employees includes establishments having payroll, but no employees, during mid-March pay period. For meaning of abbreviations and symbols, see introductory text. For explanation of terms, see Appendix A. For statement on reliability, see the note at the end of the table and Appendix C]

NAICS code	Geography, kind of business, and employment size class	Establishments (number)	Paid employees for pay period including March 12 (number)	First-quarter payroll (\$1,000)	Annual payroll (\$1,000)
BERGEN—Con.					
48-49	Transportation and warehousing—Con.				
484	Truck transportation—Con.				
4842	Specialized freight trucking—Con.				
48423	Specialized freight (except used goods) trucking, long-distance—Con.				
484230	Specialized freight (except used goods) trucking, long-distance				
	All establishments	23	218	2 318	10 697
	Establishments with 1 to 4 employees	9	X	X	X
	Establishments with 5 to 9 employees	7	X	X	X
	Establishments with 10 to 19 employees	6	X	X	X
	Establishments with 20 to 49 employees	—	X	X	X
	Establishments with 50 to 99 employees	1	X	X	X
	Establishments with 100 to 249 employees	—	X	X	X
	Establishments with 250 to 499 employees	—	X	X	X
	Establishments with 500 to 999 employees	—	X	X	X
	Establishments with 1,000 employees or more	—	X	X	X
485	Transit and ground passenger transportation				
	All establishments	161	3 828	22 564	96 494
	Establishments with 1 to 4 employees	93	X	X	X
	Establishments with 5 to 9 employees	16	X	X	X
	Establishments with 10 to 19 employees	13	X	X	X
	Establishments with 20 to 49 employees	20	X	X	X
	Establishments with 50 to 99 employees	7	X	X	X
	Establishments with 100 to 249 employees	10	X	X	X
	Establishments with 250 to 499 employees	2	X	X	X
	Establishments with 500 to 999 employees	—	X	X	X
	Establishments with 1,000 employees or more	—	X	X	X
4852	Interurban and rural bus transportation				
	All establishments	2	e	D	D
	Establishments with 1 to 4 employees	1	X	X	X
	Establishments with 5 to 9 employees	—	X	X	X
	Establishments with 10 to 19 employees	—	X	X	X
	Establishments with 20 to 49 employees	—	X	X	X
	Establishments with 50 to 99 employees	—	X	X	X
	Establishments with 100 to 249 employees	—	X	X	X
	Establishments with 250 to 499 employees	1	X	X	X
	Establishments with 500 to 999 employees	—	X	X	X
	Establishments with 1,000 employees or more	—	X	X	X
48521	Interurban and rural bus transportation				
	All establishments	2	e	D	D
	Establishments with 1 to 4 employees	1	X	X	X
	Establishments with 5 to 9 employees	—	X	X	X
	Establishments with 10 to 19 employees	—	X	X	X
	Establishments with 20 to 49 employees	—	X	X	X
	Establishments with 50 to 99 employees	—	X	X	X
	Establishments with 100 to 249 employees	—	X	X	X
	Establishments with 250 to 499 employees	1	X	X	X
	Establishments with 500 to 999 employees	—	X	X	X
	Establishments with 1,000 employees or more	—	X	X	X
485210	Interurban and rural bus transportation				
	All establishments	2	e	D	D
	Establishments with 1 to 4 employees	1	X	X	X
	Establishments with 5 to 9 employees	—	X	X	X
	Establishments with 10 to 19 employees	—	X	X	X
	Establishments with 20 to 49 employees	—	X	X	X
	Establishments with 50 to 99 employees	—	X	X	X
	Establishments with 100 to 249 employees	—	X	X	X
	Establishments with 250 to 499 employees	1	X	X	X
	Establishments with 500 to 999 employees	—	X	X	X
	Establishments with 1,000 employees or more	—	X	X	X
4853	Taxi and limousine service				
	All establishments	111	1 138	7 282	33 686
	Establishments with 1 to 4 employees	79	X	X	X
	Establishments with 5 to 9 employees	9	X	X	X
	Establishments with 10 to 19 employees	7	X	X	X
	Establishments with 20 to 49 employees	11	X	X	X
	Establishments with 50 to 99 employees	2	X	X	X
	Establishments with 100 to 249 employees	3	X	X	X
	Establishments with 250 to 499 employees	—	X	X	X
	Establishments with 500 to 999 employees	—	X	X	X
	Establishments with 1,000 employees or more	—	X	X	X
48531	Taxi service				
	All establishments	17	168	767	4 794
	Establishments with 1 to 4 employees	12	X	X	X
	Establishments with 5 to 9 employees	—	X	X	X
	Establishments with 10 to 19 employees	2	X	X	X
	Establishments with 20 to 49 employees	2	X	X	X
	Establishments with 50 to 99 employees	1	X	X	X
	Establishments with 100 to 249 employees	—	X	X	X
	Establishments with 250 to 499 employees	—	X	X	X
	Establishments with 500 to 999 employees	—	X	X	X
	Establishments with 1,000 employees or more	—	X	X	X

See footnotes at end of table.

Table 5. Establishments, Employees, and Payroll by Industry and Employment Size of Establishments by County: 2004—Con.

[Excludes most government employees, railroad employees, and self-employed persons. Size class 1 to 4 employees includes establishments having payroll, but no employees, during mid-March pay period. For meaning of abbreviations and symbols, see introductory text. For explanation of terms, see Appendix A. For statement on reliability, see the note at the end of the table and Appendix C]

NAICS code	Geography, kind of business, and employment size class	Establishments (number)	Paid employees for pay period including March 12 (number)	First-quarter payroll (\$1,000)	Annual payroll (\$1,000)
BERGEN—Con.					
48-49	Transportation and warehousing—Con.				
485	Transit and ground passenger transportation—Con.				
4853	Taxi and limousine service—Con.				
48531	Taxi service—Con.				
485310	Taxi service				
	All establishments	17	168	767	4 794
	Establishments with 1 to 4 employees	12	X	X	X
	Establishments with 5 to 9 employees	—	X	X	X
	Establishments with 10 to 19 employees	2	X	X	X
	Establishments with 20 to 49 employees	2	X	X	X
	Establishments with 50 to 99 employees	1	X	X	X
	Establishments with 100 to 249 employees	—	X	X	X
	Establishments with 250 to 499 employees	—	X	X	X
	Establishments with 500 to 999 employees	—	X	X	X
	Establishments with 1,000 employees or more	—	X	X	X
48532	Limousine service				
	All establishments	94	970	6 515	28 892
	Establishments with 1 to 4 employees	67	X	X	X
	Establishments with 5 to 9 employees	9	X	X	X
	Establishments with 10 to 19 employees	5	X	X	X
	Establishments with 20 to 49 employees	9	X	X	X
	Establishments with 50 to 99 employees	1	X	X	X
	Establishments with 100 to 249 employees	3	X	X	X
	Establishments with 250 to 499 employees	—	X	X	X
	Establishments with 500 to 999 employees	—	X	X	X
	Establishments with 1,000 employees or more	—	X	X	X
485320	Limousine service				
	All establishments	94	970	6 515	28 892
	Establishments with 1 to 4 employees	67	X	X	X
	Establishments with 5 to 9 employees	9	X	X	X
	Establishments with 10 to 19 employees	5	X	X	X
	Establishments with 20 to 49 employees	9	X	X	X
	Establishments with 50 to 99 employees	1	X	X	X
	Establishments with 100 to 249 employees	3	X	X	X
	Establishments with 250 to 499 employees	—	X	X	X
	Establishments with 500 to 999 employees	—	X	X	X
	Establishments with 1,000 employees or more	—	X	X	X
4854	School and employee bus transportation				
	All establishments	20	1 789	6 980	28 858
	Establishments with 1 to 4 employees	2	X	X	X
	Establishments with 5 to 9 employees	3	X	X	X
	Establishments with 10 to 19 employees	1	X	X	X
	Establishments with 20 to 49 employees	3	X	X	X
	Establishments with 50 to 99 employees	4	X	X	X
	Establishments with 100 to 249 employees	6	X	X	X
	Establishments with 250 to 499 employees	1	X	X	X
	Establishments with 500 to 999 employees	—	X	X	X
	Establishments with 1,000 employees or more	—	X	X	X
48541	School and employee bus transportation				
	All establishments	20	1 789	6 980	28 858
	Establishments with 1 to 4 employees	2	X	X	X
	Establishments with 5 to 9 employees	3	X	X	X
	Establishments with 10 to 19 employees	1	X	X	X
	Establishments with 20 to 49 employees	3	X	X	X
	Establishments with 50 to 99 employees	4	X	X	X
	Establishments with 100 to 249 employees	6	X	X	X
	Establishments with 250 to 499 employees	1	X	X	X
	Establishments with 500 to 999 employees	—	X	X	X
	Establishments with 1,000 employees or more	—	X	X	X
485410	School and employee bus transportation				
	All establishments	20	1 789	6 980	28 858
	Establishments with 1 to 4 employees	2	X	X	X
	Establishments with 5 to 9 employees	3	X	X	X
	Establishments with 10 to 19 employees	1	X	X	X
	Establishments with 20 to 49 employees	3	X	X	X
	Establishments with 50 to 99 employees	4	X	X	X
	Establishments with 100 to 249 employees	6	X	X	X
	Establishments with 250 to 499 employees	1	X	X	X
	Establishments with 500 to 999 employees	—	X	X	X
	Establishments with 1,000 employees or more	—	X	X	X
4855	Charter bus industry				
	All establishments	8	325	3 716	13 071
	Establishments with 1 to 4 employees	2	X	X	X
	Establishments with 5 to 9 employees	2	X	X	X
	Establishments with 10 to 19 employees	2	X	X	X
	Establishments with 20 to 49 employees	1	X	X	X
	Establishments with 50 to 99 employees	—	X	X	X
	Establishments with 100 to 249 employees	1	X	X	X
	Establishments with 250 to 499 employees	—	X	X	X
	Establishments with 500 to 999 employees	—	X	X	X
	Establishments with 1,000 employees or more	—	X	X	X

See footnotes at end of table.

Table 5. Establishments, Employees, and Payroll by Industry and Employment Size of Establishments by County: 2004—Con.

[Excludes most government employees, railroad employees, and self-employed persons. Size class 1 to 4 employees includes establishments having payroll, but no employees, during mid-March pay period. For meaning of abbreviations and symbols, see introductory text. For explanation of terms, see Appendix A. For statement on reliability, see the note at the end of the table and Appendix C]

NAICS code	Geography, kind of business, and employment size class	Establishments (number)	Paid employees for pay period including March 12 (number)	First-quarter payroll (\$1,000)	Annual payroll (\$1,000)
	BERGEN—Con.				
48-49	Transportation and warehousing—Con.				
485	Transit and ground passenger transportation—Con.				
4855	Charter bus industry—Con.				
48551	Charter bus industry				
	All establishments	8	325	3 716	13 071
	Establishments with 1 to 4 employees	2	X	X	X
	Establishments with 5 to 9 employees	2	X	X	X
	Establishments with 10 to 19 employees	2	X	X	X
	Establishments with 20 to 49 employees	1	X	X	X
	Establishments with 50 to 99 employees	1	X	X	X
	Establishments with 100 to 249 employees	1	X	X	X
	Establishments with 250 to 499 employees	—	X	X	X
	Establishments with 500 to 999 employees	—	X	X	X
	Establishments with 1,000 employees or more	—	X	X	X
485510	Charter bus industry				
	All establishments	8	325	3 716	13 071
	Establishments with 1 to 4 employees	2	X	X	X
	Establishments with 5 to 9 employees	2	X	X	X
	Establishments with 10 to 19 employees	2	X	X	X
	Establishments with 20 to 49 employees	1	X	X	X
	Establishments with 50 to 99 employees	—	X	X	X
	Establishments with 100 to 249 employees	1	X	X	X
	Establishments with 250 to 499 employees	—	X	X	X
	Establishments with 500 to 999 employees	—	X	X	X
	Establishments with 1,000 employees or more	—	X	X	X
4859	Other transit and ground passenger transportation				
	All establishments	14	c	D	D
	Establishments with 1 to 4 employees	6	X	X	X
	Establishments with 5 to 9 employees	1	X	X	X
	Establishments with 10 to 19 employees	3	X	X	X
	Establishments with 20 to 49 employees	3	X	X	X
	Establishments with 50 to 99 employees	1	X	X	X
	Establishments with 100 to 249 employees	—	X	X	X
	Establishments with 250 to 499 employees	—	X	X	X
	Establishments with 500 to 999 employees	—	X	X	X
	Establishments with 1,000 employees or more	—	X	X	X
48599	Other transit and ground passenger transportation				
	All establishments	14	c	D	D
	Establishments with 1 to 4 employees	6	X	X	X
	Establishments with 5 to 9 employees	1	X	X	X
	Establishments with 10 to 19 employees	3	X	X	X
	Establishments with 20 to 49 employees	3	X	X	X
	Establishments with 50 to 99 employees	1	X	X	X
	Establishments with 100 to 249 employees	—	X	X	X
	Establishments with 250 to 499 employees	—	X	X	X
	Establishments with 500 to 999 employees	—	X	X	X
	Establishments with 1,000 employees or more	—	X	X	X
485991	Special needs transportation				
	All establishments	8	173	713	2 999
	Establishments with 1 to 4 employees	2	X	X	X
	Establishments with 5 to 9 employees	1	X	X	X
	Establishments with 10 to 19 employees	2	X	X	X
	Establishments with 20 to 49 employees	2	X	X	X
	Establishments with 50 to 99 employees	1	X	X	X
	Establishments with 100 to 249 employees	—	X	X	X
	Establishments with 250 to 499 employees	—	X	X	X
	Establishments with 500 to 999 employees	—	X	X	X
	Establishments with 1,000 employees or more	—	X	X	X
488	Support activities for transportation				
	All establishments	187	1 673	20 943	92 294
	Establishments with 1 to 4 employees	112	X	X	X
	Establishments with 5 to 9 employees	31	X	X	X
	Establishments with 10 to 19 employees	22	X	X	X
	Establishments with 20 to 49 employees	18	X	X	X
	Establishments with 50 to 99 employees	3	X	X	X
	Establishments with 100 to 249 employees	1	X	X	X
	Establishments with 250 to 499 employees	—	X	X	X
	Establishments with 500 to 999 employees	—	X	X	X
	Establishments with 1,000 employees or more	—	X	X	X
4881	Support activities for air transportation				
	All establishments	13	380	5 110	23 198
	Establishments with 1 to 4 employees	1	X	X	X
	Establishments with 5 to 9 employees	1	X	X	X
	Establishments with 10 to 19 employees	4	X	X	X
	Establishments with 20 to 49 employees	5	X	X	X
	Establishments with 50 to 99 employees	2	X	X	X
	Establishments with 100 to 249 employees	—	X	X	X
	Establishments with 250 to 499 employees	—	X	X	X
	Establishments with 500 to 999 employees	—	X	X	X
	Establishments with 1,000 employees or more	—	X	X	X

See footnotes at end of table.

Table 5. Establishments, Employees, and Payroll by Industry and Employment Size of Establishments by County: 2004—Con.

[Excludes most government employees, railroad employees, and self-employed persons. Size class 1 to 4 employees includes establishments having payroll, but no employees, during mid-March pay period. For meaning of abbreviations and symbols, see introductory text. For explanation of terms, see Appendix A. For statement on reliability, see the note at the end of the table and Appendix C]

NAICS code	Geography, kind of business, and employment size class	Establishments (number)	Paid employees for pay period including March 12 (number)	First-quarter payroll (\$1,000)	Annual payroll (\$1,000)
	BERGEN—Con.				
48-49	Transportation and warehousing—Con.				
488	Support activities for transportation—Con.				
4881	Support activities for air transportation—Con.				
48811	Airport operations				
	All establishments	3	178	2 072	8 686
	Establishments with 1 to 4 employees	—	X	X	X
	Establishments with 5 to 9 employees	—	X	X	X
	Establishments with 10 to 19 employees	—	X	X	X
	Establishments with 20 to 49 employees	2	X	X	X
	Establishments with 50 to 99 employees	1	X	X	X
	Establishments with 100 to 249 employees	—	X	X	X
	Establishments with 250 to 499 employees	—	X	X	X
	Establishments with 500 to 999 employees	—	X	X	X
	Establishments with 1,000 employees or more	—	X	X	X
488119	Other airport operations				
	All establishments	3	178	2 072	8 686
	Establishments with 1 to 4 employees	—	X	X	X
	Establishments with 5 to 9 employees	—	X	X	X
	Establishments with 10 to 19 employees	—	X	X	X
	Establishments with 20 to 49 employees	2	X	X	X
	Establishments with 50 to 99 employees	1	X	X	X
	Establishments with 100 to 249 employees	—	X	X	X
	Establishments with 250 to 499 employees	—	X	X	X
	Establishments with 500 to 999 employees	—	X	X	X
	Establishments with 1,000 employees or more	—	X	X	X
48819	Other support activities for air transportation				
	All establishments	10	202	3 038	14 512
	Establishments with 1 to 4 employees	1	X	X	X
	Establishments with 5 to 9 employees	1	X	X	X
	Establishments with 10 to 19 employees	4	X	X	X
	Establishments with 20 to 49 employees	3	X	X	X
	Establishments with 50 to 99 employees	1	X	X	X
	Establishments with 100 to 249 employees	—	X	X	X
	Establishments with 250 to 499 employees	—	X	X	X
	Establishments with 500 to 999 employees	—	X	X	X
	Establishments with 1,000 employees or more	—	X	X	X
488190	Other support activities for air transportation				
	All establishments	10	202	3 038	14 512
	Establishments with 1 to 4 employees	1	X	X	X
	Establishments with 5 to 9 employees	1	X	X	X
	Establishments with 10 to 19 employees	4	X	X	X
	Establishments with 20 to 49 employees	3	X	X	X
	Establishments with 50 to 99 employees	1	X	X	X
	Establishments with 100 to 249 employees	—	X	X	X
	Establishments with 250 to 499 employees	—	X	X	X
	Establishments with 500 to 999 employees	—	X	X	X
	Establishments with 1,000 employees or more	—	X	X	X
4884	Support activities for road transportation				
	All establishments	45	237	1 623	6 899
	Establishments with 1 to 4 employees	32	X	X	X
	Establishments with 5 to 9 employees	8	X	X	X
	Establishments with 10 to 19 employees	2	X	X	X
	Establishments with 20 to 49 employees	3	X	X	X
	Establishments with 50 to 99 employees	—	X	X	X
	Establishments with 100 to 249 employees	—	X	X	X
	Establishments with 250 to 499 employees	—	X	X	X
	Establishments with 500 to 999 employees	—	X	X	X
	Establishments with 1,000 employees or more	—	X	X	X
48841	Motor vehicle towing				
	All establishments	38	217	1 517	6 145
	Establishments with 1 to 4 employees	26	X	X	X
	Establishments with 5 to 9 employees	7	X	X	X
	Establishments with 10 to 19 employees	2	X	X	X
	Establishments with 20 to 49 employees	3	X	X	X
	Establishments with 50 to 99 employees	—	X	X	X
	Establishments with 100 to 249 employees	—	X	X	X
	Establishments with 250 to 499 employees	—	X	X	X
	Establishments with 500 to 999 employees	—	X	X	X
	Establishments with 1,000 employees or more	—	X	X	X
488410	Motor vehicle towing				
	All establishments	38	217	1 517	6 145
	Establishments with 1 to 4 employees	26	X	X	X
	Establishments with 5 to 9 employees	7	X	X	X
	Establishments with 10 to 19 employees	2	X	X	X
	Establishments with 20 to 49 employees	3	X	X	X
	Establishments with 50 to 99 employees	—	X	X	X
	Establishments with 100 to 249 employees	—	X	X	X
	Establishments with 250 to 499 employees	—	X	X	X
	Establishments with 500 to 999 employees	—	X	X	X
	Establishments with 1,000 employees or more	—	X	X	X

See footnotes at end of table.

Table 5. Establishments, Employees, and Payroll by Industry and Employment Size of Establishments by County: 2004—Con.

[Excludes most government employees, railroad employees, and self-employed persons. Size class 1 to 4 employees includes establishments having payroll, but no employees, during mid-March pay period. For meaning of abbreviations and symbols, see introductory text. For explanation of terms, see Appendix A. For statement on reliability, see the note at the end of the table and Appendix C]

NAICS code	Geography, kind of business, and employment size class	Establishments (number)	Paid employees for pay period including March 12 (number)	First-quarter payroll (\$1,000)	Annual payroll (\$1,000)
	BERGEN—Con.				
48-49	Transportation and warehousing—Con.				
488	Support activities for transportation—Con.				
4885	Freight transportation arrangement				
	All establishments	112	827	11 443	49 972
	Establishments with 1 to 4 employees	71	X	X	X
	Establishments with 5 to 9 employees	19	X	X	X
	Establishments with 10 to 19 employees	13	X	X	X
	Establishments with 20 to 49 employees	8	X	X	X
	Establishments with 50 to 99 employees	—	X	X	X
	Establishments with 100 to 249 employees	1	X	X	X
	Establishments with 250 to 499 employees	—	X	X	X
	Establishments with 500 to 999 employees	—	X	X	X
	Establishments with 1,000 employees or more	—	X	X	X
48851	Freight transportation arrangement				
	All establishments	112	827	11 443	49 972
	Establishments with 1 to 4 employees	71	X	X	X
	Establishments with 5 to 9 employees	19	X	X	X
	Establishments with 10 to 19 employees	13	X	X	X
	Establishments with 20 to 49 employees	8	X	X	X
	Establishments with 50 to 99 employees	—	X	X	X
	Establishments with 100 to 249 employees	1	X	X	X
	Establishments with 250 to 499 employees	—	X	X	X
	Establishments with 500 to 999 employees	—	X	X	X
	Establishments with 1,000 employees or more	—	X	X	X
488510	Freight transportation arrangement				
	All establishments	112	827	11 443	49 972
	Establishments with 1 to 4 employees	71	X	X	X
	Establishments with 5 to 9 employees	19	X	X	X
	Establishments with 10 to 19 employees	13	X	X	X
	Establishments with 20 to 49 employees	8	X	X	X
	Establishments with 50 to 99 employees	—	X	X	X
	Establishments with 100 to 249 employees	1	X	X	X
	Establishments with 250 to 499 employees	—	X	X	X
	Establishments with 500 to 999 employees	—	X	X	X
	Establishments with 1,000 employees or more	—	X	X	X
492	Couriers and messengers				
	All establishments	73	2 861	29 097	118 111
	Establishments with 1 to 4 employees	38	X	X	X
	Establishments with 5 to 9 employees	9	X	X	X
	Establishments with 10 to 19 employees	3	X	X	X
	Establishments with 20 to 49 employees	5	X	X	X
	Establishments with 50 to 99 employees	8	X	X	X
	Establishments with 100 to 249 employees	9	X	X	X
	Establishments with 250 to 499 employees	—	X	X	X
	Establishments with 500 to 999 employees	1	X	X	X
	Establishments with 1,000 employees or more	—	X	X	X
4921	Couriers				
	All establishments	38	2 318	25 342	103 556
	Establishments with 1 to 4 employees	19	X	X	X
	Establishments with 5 to 9 employees	2	X	X	X
	Establishments with 10 to 19 employees	2	X	X	X
	Establishments with 20 to 49 employees	2	X	X	X
	Establishments with 50 to 99 employees	4	X	X	X
	Establishments with 100 to 249 employees	8	X	X	X
	Establishments with 250 to 499 employees	—	X	X	X
	Establishments with 500 to 999 employees	1	X	X	X
	Establishments with 1,000 employees or more	—	X	X	X
49211	Couriers				
	All establishments	38	2 318	25 342	103 556
	Establishments with 1 to 4 employees	19	X	X	X
	Establishments with 5 to 9 employees	2	X	X	X
	Establishments with 10 to 19 employees	2	X	X	X
	Establishments with 20 to 49 employees	2	X	X	X
	Establishments with 50 to 99 employees	4	X	X	X
	Establishments with 100 to 249 employees	8	X	X	X
	Establishments with 250 to 499 employees	—	X	X	X
	Establishments with 500 to 999 employees	1	X	X	X
	Establishments with 1,000 employees or more	—	X	X	X
492110	Couriers				
	All establishments	38	2 318	25 342	103 556
	Establishments with 1 to 4 employees	19	X	X	X
	Establishments with 5 to 9 employees	2	X	X	X
	Establishments with 10 to 19 employees	2	X	X	X
	Establishments with 20 to 49 employees	2	X	X	X
	Establishments with 50 to 99 employees	4	X	X	X
	Establishments with 100 to 249 employees	8	X	X	X
	Establishments with 250 to 499 employees	—	X	X	X
	Establishments with 500 to 999 employees	1	X	X	X
	Establishments with 1,000 employees or more	—	X	X	X

See footnotes at end of table.

Table 5. Establishments, Employees, and Payroll by Industry and Employment Size of Establishments by County: 2004—Con.

[Excludes most government employees, railroad employees, and self-employed persons. Size class 1 to 4 employees includes establishments having payroll, but no employees, during mid-March pay period. For meaning of abbreviations and symbols, see introductory text. For explanation of terms, see Appendix A. For statement on reliability, see the note at the end of the table and Appendix C]

NAICS code	Geography, kind of business, and employment size class	Establishments (number)	Paid employees for pay period including March 12 (number)	First-quarter payroll (\$1,000)	Annual payroll (\$1,000)
	BERGEN—Con.				
48-49	Transportation and warehousing—Con.				
492	Couriers and messengers—Con.				
4922	Local messengers and local delivery				
	All establishments	35	543	3 755	14 555
	Establishments with 1 to 4 employees	19	X	X	X
	Establishments with 5 to 9 employees	7	X	X	X
	Establishments with 10 to 19 employees	1	X	X	X
	Establishments with 20 to 49 employees	3	X	X	X
	Establishments with 50 to 99 employees	4	X	X	X
	Establishments with 100 to 249 employees	1	X	X	X
	Establishments with 250 to 499 employees	—	X	X	X
	Establishments with 500 to 999 employees	—	X	X	X
	Establishments with 1,000 employees or more	—	X	X	X
49221	Local messengers and local delivery				
	All establishments	35	543	3 755	14 555
	Establishments with 1 to 4 employees	19	X	X	X
	Establishments with 5 to 9 employees	7	X	X	X
	Establishments with 10 to 19 employees	1	X	X	X
	Establishments with 20 to 49 employees	3	X	X	X
	Establishments with 50 to 99 employees	4	X	X	X
	Establishments with 100 to 249 employees	1	X	X	X
	Establishments with 250 to 499 employees	—	X	X	X
	Establishments with 500 to 999 employees	—	X	X	X
	Establishments with 1,000 employees or more	—	X	X	X
492210	Local messengers and local delivery				
	All establishments	35	543	3 755	14 555
	Establishments with 1 to 4 employees	19	X	X	X
	Establishments with 5 to 9 employees	7	X	X	X
	Establishments with 10 to 19 employees	1	X	X	X
	Establishments with 20 to 49 employees	3	X	X	X
	Establishments with 50 to 99 employees	4	X	X	X
	Establishments with 100 to 249 employees	1	X	X	X
	Establishments with 250 to 499 employees	—	X	X	X
	Establishments with 500 to 999 employees	—	X	X	X
	Establishments with 1,000 employees or more	—	X	X	X
493	Warehousing and storage				
	All establishments	69	2 373	23 597	91 092
	Establishments with 1 to 4 employees	13	X	X	X
	Establishments with 5 to 9 employees	14	X	X	X
	Establishments with 10 to 19 employees	18	X	X	X
	Establishments with 20 to 49 employees	11	X	X	X
	Establishments with 50 to 99 employees	6	X	X	X
	Establishments with 100 to 249 employees	6	X	X	X
	Establishments with 250 to 499 employees	1	X	X	X
	Establishments with 500 to 999 employees	—	X	X	X
	Establishments with 1,000 employees or more	—	X	X	X
4931	Warehousing and storage				
	All establishments	69	2 373	23 597	91 092
	Establishments with 1 to 4 employees	13	X	X	X
	Establishments with 5 to 9 employees	14	X	X	X
	Establishments with 10 to 19 employees	18	X	X	X
	Establishments with 20 to 49 employees	11	X	X	X
	Establishments with 50 to 99 employees	6	X	X	X
	Establishments with 100 to 249 employees	6	X	X	X
	Establishments with 250 to 499 employees	1	X	X	X
	Establishments with 500 to 999 employees	—	X	X	X
	Establishments with 1,000 employees or more	—	X	X	X
49311	General warehousing and storage				
	All establishments	51	1 878	14 676	61 925
	Establishments with 1 to 4 employees	6	X	X	X
	Establishments with 5 to 9 employees	11	X	X	X
	Establishments with 10 to 19 employees	14	X	X	X
	Establishments with 20 to 49 employees	9	X	X	X
	Establishments with 50 to 99 employees	6	X	X	X
	Establishments with 100 to 249 employees	5	X	X	X
	Establishments with 250 to 499 employees	—	X	X	X
	Establishments with 500 to 999 employees	—	X	X	X
	Establishments with 1,000 employees or more	—	X	X	X
493110	General warehousing and storage				
	All establishments	51	1 878	14 676	61 925
	Establishments with 1 to 4 employees	6	X	X	X
	Establishments with 5 to 9 employees	11	X	X	X
	Establishments with 10 to 19 employees	14	X	X	X
	Establishments with 20 to 49 employees	9	X	X	X
	Establishments with 50 to 99 employees	6	X	X	X
	Establishments with 100 to 249 employees	5	X	X	X
	Establishments with 250 to 499 employees	—	X	X	X
	Establishments with 500 to 999 employees	—	X	X	X
	Establishments with 1,000 employees or more	—	X	X	X

See footnotes at end of table.

Table 5. Establishments, Employees, and Payroll by Industry and Employment Size of Establishments by County: 2004—Con.

[Excludes most government employees, railroad employees, and self-employed persons. Size class 1 to 4 employees includes establishments having payroll, but no employees, during mid-March pay period. For meaning of abbreviations and symbols, see introductory text. For explanation of terms, see Appendix A. For statement on reliability, see the note at the end of the table and Appendix C]

NAICS code	Geography, kind of business, and employment size class	Establishments (number)	Paid employees for pay period including March 12 (number)	First-quarter payroll (\$1,000)	Annual payroll (\$1,000)
	BERGEN—Con.				
48-49	Transportation and warehousing—Con.				
493	Warehousing and storage—Con.				
4931	Warehousing and storage—Con.				
49319	Other warehousing and storage				
	All establishments	16	e	D	D
	Establishments with 1 to 4 employees	7	X	X	X
	Establishments with 5 to 9 employees	1	X	X	X
	Establishments with 10 to 19 employees	4	X	X	X
	Establishments with 20 to 49 employees	2	X	X	X
	Establishments with 50 to 99 employees	—	X	X	X
	Establishments with 100 to 249 employees	1	X	X	X
	Establishments with 250 to 499 employees	1	X	X	X
	Establishments with 500 to 999 employees	—	X	X	X
	Establishments with 1,000 employees or more	—	X	X	X
493190	Other warehousing and storage				
	All establishments	16	e	D	D
	Establishments with 1 to 4 employees	7	X	X	X
	Establishments with 5 to 9 employees	1	X	X	X
	Establishments with 10 to 19 employees	4	X	X	X
	Establishments with 20 to 49 employees	2	X	X	X
	Establishments with 50 to 99 employees	—	X	X	X
	Establishments with 100 to 249 employees	1	X	X	X
	Establishments with 250 to 499 employees	1	X	X	X
	Establishments with 500 to 999 employees	—	X	X	X
	Establishments with 1,000 employees or more	—	X	X	X
51	Information				
	All establishments	673	21 339	377 031	1 429 401
	Establishments with 1 to 4 employees	355	X	X	X
	Establishments with 5 to 9 employees	104	X	X	X
	Establishments with 10 to 19 employees	79	X	X	X
	Establishments with 20 to 49 employees	62	X	X	X
	Establishments with 50 to 99 employees	27	X	X	X
	Establishments with 100 to 249 employees	33	X	X	X
	Establishments with 250 to 499 employees	8	X	X	X
	Establishments with 500 to 999 employees	2	X	X	X
	Establishments with 1,000 employees or more	3	X	X	X
511	Publishing industries (except Internet)				
	All establishments	197	9 184	185 412	706 395
	Establishments with 1 to 4 employees	85	X	X	X
	Establishments with 5 to 9 employees	35	X	X	X
	Establishments with 10 to 19 employees	26	X	X	X
	Establishments with 20 to 49 employees	27	X	X	X
	Establishments with 50 to 99 employees	6	X	X	X
	Establishments with 100 to 249 employees	14	X	X	X
	Establishments with 250 to 499 employees	2	X	X	X
	Establishments with 500 to 999 employees	1	X	X	X
	Establishments with 1,000 employees or more	1	X	X	X
5111	Newspaper, periodical, book, and directory publishers				
	All establishments	142	7 503	136 186	518 863
	Establishments with 1 to 4 employees	69	X	X	X
	Establishments with 5 to 9 employees	25	X	X	X
	Establishments with 10 to 19 employees	12	X	X	X
	Establishments with 20 to 49 employees	18	X	X	X
	Establishments with 50 to 99 employees	4	X	X	X
	Establishments with 100 to 249 employees	11	X	X	X
	Establishments with 250 to 499 employees	1	X	X	X
	Establishments with 500 to 999 employees	1	X	X	X
	Establishments with 1,000 employees or more	1	X	X	X
51111	Newspaper publishers				
	All establishments	35	1 242	13 225	57 976
	Establishments with 1 to 4 employees	15	X	X	X
	Establishments with 5 to 9 employees	9	X	X	X
	Establishments with 10 to 19 employees	4	X	X	X
	Establishments with 20 to 49 employees	6	X	X	X
	Establishments with 50 to 99 employees	—	X	X	X
	Establishments with 100 to 249 employees	—	X	X	X
	Establishments with 250 to 499 employees	—	X	X	X
	Establishments with 500 to 999 employees	1	X	X	X
	Establishments with 1,000 employees or more	—	X	X	X
511110	Newspaper publishers				
	All establishments	35	1 242	13 225	57 976
	Establishments with 1 to 4 employees	15	X	X	X
	Establishments with 5 to 9 employees	9	X	X	X
	Establishments with 10 to 19 employees	4	X	X	X
	Establishments with 20 to 49 employees	6	X	X	X
	Establishments with 50 to 99 employees	—	X	X	X
	Establishments with 100 to 249 employees	—	X	X	X
	Establishments with 250 to 499 employees	—	X	X	X
	Establishments with 500 to 999 employees	1	X	X	X
	Establishments with 1,000 employees or more	—	X	X	X

See footnotes at end of table.

Table 5. Establishments, Employees, and Payroll by Industry and Employment Size of Establishments by County: 2004—Con.

[Excludes most government employees, railroad employees, and self-employed persons. Size class 1 to 4 employees includes establishments having payroll, but no employees, during mid-March pay period. For meaning of abbreviations and symbols, see introductory text. For explanation of terms, see Appendix A. For statement on reliability, see the note at the end of the table and Appendix C]

NAICS code	Geography, kind of business, and employment size class	Establishments (number)	Paid employees for pay period including March 12 (number)	First-quarter payroll (\$1,000)	Annual payroll (\$1,000)
51	BERGEN—Con.				
	Information—Con.				
511	Publishing industries (except Internet)—Con.				
5111	Newspaper, periodical, book, and directory publishers—Con.				
51112	Periodical publishers				
	All establishments	57	1 577	26 087	107 063
	Establishments with 1 to 4 employees	28	X	X	X
	Establishments with 5 to 9 employees	9	X	X	X
	Establishments with 10 to 19 employees	3	X	X	X
	Establishments with 20 to 49 employees	8	X	X	X
	Establishments with 50 to 99 employees	3	X	X	X
	Establishments with 100 to 249 employees	6	X	X	X
	Establishments with 250 to 499 employees	—	X	X	X
	Establishments with 500 to 999 employees	—	X	X	X
	Establishments with 1,000 employees or more	—	X	X	X
511120	Periodical publishers				
	All establishments	57	1 577	26 087	107 063
	Establishments with 1 to 4 employees	28	X	X	X
	Establishments with 5 to 9 employees	9	X	X	X
	Establishments with 10 to 19 employees	3	X	X	X
	Establishments with 20 to 49 employees	8	X	X	X
	Establishments with 50 to 99 employees	3	X	X	X
	Establishments with 100 to 249 employees	6	X	X	X
	Establishments with 250 to 499 employees	—	X	X	X
	Establishments with 500 to 999 employees	—	X	X	X
	Establishments with 1,000 employees or more	—	X	X	X
51113	Book publishers				
	All establishments	21	h	D	D
	Establishments with 1 to 4 employees	16	X	X	X
	Establishments with 5 to 9 employees	—	X	X	X
	Establishments with 10 to 19 employees	—	X	X	X
	Establishments with 20 to 49 employees	1	X	X	X
	Establishments with 50 to 99 employees	—	X	X	X
	Establishments with 100 to 249 employees	2	X	X	X
	Establishments with 250 to 499 employees	1	X	X	X
	Establishments with 500 to 999 employees	—	X	X	X
	Establishments with 1,000 employees or more	1	X	X	X
511130	Book publishers				
	All establishments	21	h	D	D
	Establishments with 1 to 4 employees	16	X	X	X
	Establishments with 5 to 9 employees	—	X	X	X
	Establishments with 10 to 19 employees	—	X	X	X
	Establishments with 20 to 49 employees	1	X	X	X
	Establishments with 50 to 99 employees	—	X	X	X
	Establishments with 100 to 249 employees	2	X	X	X
	Establishments with 250 to 499 employees	1	X	X	X
	Establishments with 500 to 999 employees	—	X	X	X
	Establishments with 1,000 employees or more	1	X	X	X
51114	Directory and mailing list publishers				
	All establishments	18	386	7 312	27 756
	Establishments with 1 to 4 employees	2	X	X	X
	Establishments with 5 to 9 employees	6	X	X	X
	Establishments with 10 to 19 employees	5	X	X	X
	Establishments with 20 to 49 employees	3	X	X	X
	Establishments with 50 to 99 employees	1	X	X	X
	Establishments with 100 to 249 employees	1	X	X	X
	Establishments with 250 to 499 employees	—	X	X	X
	Establishments with 500 to 999 employees	—	X	X	X
	Establishments with 1,000 employees or more	—	X	X	X
511140	Directory and mailing list publishers				
	All establishments	18	386	7 312	27 756
	Establishments with 1 to 4 employees	2	X	X	X
	Establishments with 5 to 9 employees	6	X	X	X
	Establishments with 10 to 19 employees	5	X	X	X
	Establishments with 20 to 49 employees	3	X	X	X
	Establishments with 50 to 99 employees	1	X	X	X
	Establishments with 100 to 249 employees	1	X	X	X
	Establishments with 250 to 499 employees	—	X	X	X
	Establishments with 500 to 999 employees	—	X	X	X
	Establishments with 1,000 employees or more	—	X	X	X
51119	Other publishers				
	All establishments	11	c	D	D
	Establishments with 1 to 4 employees	8	X	X	X
	Establishments with 5 to 9 employees	1	X	X	X
	Establishments with 10 to 19 employees	—	X	X	X
	Establishments with 20 to 49 employees	—	X	X	X
	Establishments with 50 to 99 employees	—	X	X	X
	Establishments with 100 to 249 employees	2	X	X	X
	Establishments with 250 to 499 employees	—	X	X	X
	Establishments with 500 to 999 employees	—	X	X	X
	Establishments with 1,000 employees or more	—	X	X	X

See footnotes at end of table.

Table 5. Establishments, Employees, and Payroll by Industry and Employment Size of Establishments by County: 2004—Con.

[Excludes most government employees, railroad employees, and self-employed persons. Size class 1 to 4 employees includes establishments having payroll, but no employees, during mid-March pay period. For meaning of abbreviations and symbols, see introductory text. For explanation of terms, see Appendix A. For statement on reliability, see the note at the end of the table and Appendix C]

NAICS code	Geography, kind of business, and employment size class	Establishments (number)	Paid employees for pay period including March 12 (number)	First-quarter payroll (\$1,000)	Annual payroll (\$1,000)
51	BERGEN—Con.				
	Information—Con.				
511	Publishing industries (except Internet)—Con.				
5111	Newspaper, periodical, book, and directory publishers—Con.				
51119	Other publishers—Con.				
511191	Greeting card publishers				
	All establishments	1	c	D	D
	Establishments with 1 to 4 employees	—	X	X	X
	Establishments with 5 to 9 employees	—	X	X	X
	Establishments with 10 to 19 employees	—	X	X	X
	Establishments with 20 to 49 employees	—	X	X	X
	Establishments with 50 to 99 employees	—	X	X	X
	Establishments with 100 to 249 employees	1	X	X	X
	Establishments with 250 to 499 employees	—	X	X	X
	Establishments with 500 to 999 employees	—	X	X	X
	Establishments with 1,000 employees or more	—	X	X	X
511199	All other publishers				
	All establishments	10	c	D	D
	Establishments with 1 to 4 employees	8	X	X	X
	Establishments with 5 to 9 employees	1	X	X	X
	Establishments with 10 to 19 employees	—	X	X	X
	Establishments with 20 to 49 employees	—	X	X	X
	Establishments with 50 to 99 employees	—	X	X	X
	Establishments with 100 to 249 employees	1	X	X	X
	Establishments with 250 to 499 employees	—	X	X	X
	Establishments with 500 to 999 employees	—	X	X	X
	Establishments with 1,000 employees or more	—	X	X	X
5112	Software publishers				
	All establishments	55	1 681	49 226	187 532
	Establishments with 1 to 4 employees	16	X	X	X
	Establishments with 5 to 9 employees	10	X	X	X
	Establishments with 10 to 19 employees	14	X	X	X
	Establishments with 20 to 49 employees	9	X	X	X
	Establishments with 50 to 99 employees	2	X	X	X
	Establishments with 100 to 249 employees	3	X	X	X
	Establishments with 250 to 499 employees	1	X	X	X
	Establishments with 500 to 999 employees	—	X	X	X
	Establishments with 1,000 employees or more	—	X	X	X
51121	Software publishers				
	All establishments	55	1 681	49 226	187 532
	Establishments with 1 to 4 employees	16	X	X	X
	Establishments with 5 to 9 employees	10	X	X	X
	Establishments with 10 to 19 employees	14	X	X	X
	Establishments with 20 to 49 employees	9	X	X	X
	Establishments with 50 to 99 employees	2	X	X	X
	Establishments with 100 to 249 employees	3	X	X	X
	Establishments with 250 to 499 employees	1	X	X	X
	Establishments with 500 to 999 employees	—	X	X	X
	Establishments with 1,000 employees or more	—	X	X	X
511210	Software publishers				
	All establishments	55	1 681	49 226	187 532
	Establishments with 1 to 4 employees	16	X	X	X
	Establishments with 5 to 9 employees	10	X	X	X
	Establishments with 10 to 19 employees	14	X	X	X
	Establishments with 20 to 49 employees	9	X	X	X
	Establishments with 50 to 99 employees	2	X	X	X
	Establishments with 100 to 249 employees	3	X	X	X
	Establishments with 250 to 499 employees	1	X	X	X
	Establishments with 500 to 999 employees	—	X	X	X
	Establishments with 1,000 employees or more	—	X	X	X
512	Motion picture and sound recording industries				
	All establishments	118	1 038	11 409	39 530
	Establishments with 1 to 4 employees	84	X	X	X
	Establishments with 5 to 9 employees	11	X	X	X
	Establishments with 10 to 19 employees	12	X	X	X
	Establishments with 20 to 49 employees	5	X	X	X
	Establishments with 50 to 99 employees	3	X	X	X
	Establishments with 100 to 249 employees	3	X	X	X
	Establishments with 250 to 499 employees	—	X	X	X
	Establishments with 500 to 999 employees	—	X	X	X
	Establishments with 1,000 employees or more	—	X	X	X
5121	Motion picture and video industries				
	All establishments	95	810	5 338	25 119
	Establishments with 1 to 4 employees	67	X	X	X
	Establishments with 5 to 9 employees	8	X	X	X
	Establishments with 10 to 19 employees	11	X	X	X
	Establishments with 20 to 49 employees	4	X	X	X
	Establishments with 50 to 99 employees	3	X	X	X
	Establishments with 100 to 249 employees	2	X	X	X
	Establishments with 250 to 499 employees	—	X	X	X
	Establishments with 500 to 999 employees	—	X	X	X
	Establishments with 1,000 employees or more	—	X	X	X

See footnotes at end of table.

Table 5. Establishments, Employees, and Payroll by Industry and Employment Size of Establishments by County: 2004—Con.

[Excludes most government employees, railroad employees, and self-employed persons. Size class 1 to 4 employees includes establishments having payroll, but no employees, during mid-March pay period. For meaning of abbreviations and symbols, see introductory text. For explanation of terms, see Appendix A. For statement on reliability, see the note at the end of the table and Appendix C]

NAICS code	Geography, kind of business, and employment size class	Establishments (number)	Paid employees for pay period including March 12 (number)	First-quarter payroll (\$1,000)	Annual payroll (\$1,000)
51	BERGEN—Con.				
	Information—Con.				
512	Motion picture and sound recording industries—Con.				
5121	Motion picture and video industries—Con.				
51211	Motion picture and video production				
	All establishments	59	189	2 347	12 392
	Establishments with 1 to 4 employees	51	X	X	X
	Establishments with 5 to 9 employees	5	X	X	X
	Establishments with 10 to 19 employees	2	X	X	X
	Establishments with 20 to 49 employees	—	X	X	X
	Establishments with 50 to 99 employees	1	X	X	X
	Establishments with 100 to 249 employees	—	X	X	X
	Establishments with 250 to 499 employees	—	X	X	X
	Establishments with 500 to 999 employees	—	X	X	X
	Establishments with 1,000 employees or more	—	X	X	X
512110	Motion picture and video production				
	All establishments	59	189	2 347	12 392
	Establishments with 1 to 4 employees	51	X	X	X
	Establishments with 5 to 9 employees	5	X	X	X
	Establishments with 10 to 19 employees	2	X	X	X
	Establishments with 20 to 49 employees	—	X	X	X
	Establishments with 50 to 99 employees	1	X	X	X
	Establishments with 100 to 249 employees	—	X	X	X
	Establishments with 250 to 499 employees	—	X	X	X
	Establishments with 500 to 999 employees	—	X	X	X
	Establishments with 1,000 employees or more	—	X	X	X
51213	Motion picture and video exhibition				
	All establishments	18	443	1 093	4 843
	Establishments with 1 to 4 employees	3	X	X	X
	Establishments with 5 to 9 employees	2	X	X	X
	Establishments with 10 to 19 employees	7	X	X	X
	Establishments with 20 to 49 employees	3	X	X	X
	Establishments with 50 to 99 employees	2	X	X	X
	Establishments with 100 to 249 employees	1	X	X	X
	Establishments with 250 to 499 employees	—	X	X	X
	Establishments with 500 to 999 employees	—	X	X	X
	Establishments with 1,000 employees or more	—	X	X	X
512131	Motion picture theaters (except drive-ins)				
	All establishments	18	443	1 093	4 843
	Establishments with 1 to 4 employees	3	X	X	X
	Establishments with 5 to 9 employees	2	X	X	X
	Establishments with 10 to 19 employees	7	X	X	X
	Establishments with 20 to 49 employees	3	X	X	X
	Establishments with 50 to 99 employees	2	X	X	X
	Establishments with 100 to 249 employees	1	X	X	X
	Establishments with 250 to 499 employees	—	X	X	X
	Establishments with 500 to 999 employees	—	X	X	X
	Establishments with 1,000 employees or more	—	X	X	X
51219	Postproduction and other motion picture and video industries				
	All establishments	11	c	D	D
	Establishments with 1 to 4 employees	10	X	X	X
	Establishments with 5 to 9 employees	—	X	X	X
	Establishments with 10 to 19 employees	—	X	X	X
	Establishments with 20 to 49 employees	—	X	X	X
	Establishments with 50 to 99 employees	—	X	X	X
	Establishments with 100 to 249 employees	1	X	X	X
	Establishments with 250 to 499 employees	—	X	X	X
	Establishments with 500 to 999 employees	—	X	X	X
	Establishments with 1,000 employees or more	—	X	X	X
512191	Teleproduction and other postproduction services				
	All establishments	10	c	D	D
	Establishments with 1 to 4 employees	9	X	X	X
	Establishments with 5 to 9 employees	—	X	X	X
	Establishments with 10 to 19 employees	—	X	X	X
	Establishments with 20 to 49 employees	—	X	X	X
	Establishments with 50 to 99 employees	—	X	X	X
	Establishments with 100 to 249 employees	1	X	X	X
	Establishments with 250 to 499 employees	—	X	X	X
	Establishments with 500 to 999 employees	—	X	X	X
	Establishments with 1,000 employees or more	—	X	X	X
5122	Sound recording industries				
	All establishments	23	228	6 071	14 411
	Establishments with 1 to 4 employees	17	X	X	X
	Establishments with 5 to 9 employees	3	X	X	X
	Establishments with 10 to 19 employees	1	X	X	X
	Establishments with 20 to 49 employees	1	X	X	X
	Establishments with 50 to 99 employees	—	X	X	X
	Establishments with 100 to 249 employees	1	X	X	X
	Establishments with 250 to 499 employees	—	X	X	X
	Establishments with 500 to 999 employees	—	X	X	X
	Establishments with 1,000 employees or more	—	X	X	X

See footnotes at end of table.

Table 5. Establishments, Employees, and Payroll by Industry and Employment Size of Establishments by County: 2004—Con.

[Excludes most government employees, railroad employees, and self-employed persons. Size class 1 to 4 employees includes establishments having payroll, but no employees, during mid-March pay period. For meaning of abbreviations and symbols, see introductory text. For explanation of terms, see Appendix A. For statement on reliability, see the note at the end of the table and Appendix C]

NAICS code	Geography, kind of business, and employment size class	Establishments (number)	Paid employees for pay period including March 12 (number)	First-quarter payroll (\$1,000)	Annual payroll (\$1,000)
51	BERGEN—Con.				
	Information—Con.				
512	Motion picture and sound recording industries—Con.				
5122	Sound recording industries—Con.				
51222	Integrated record production/distribution				
	All establishments	7	c	D	D
	Establishments with 1 to 4 employees	4	X	X	X
	Establishments with 5 to 9 employees	1	X	X	X
	Establishments with 10 to 19 employees	1	X	X	X
	Establishments with 20 to 49 employees	—	X	X	X
	Establishments with 50 to 99 employees	—	X	X	X
	Establishments with 100 to 249 employees	1	X	X	X
	Establishments with 250 to 499 employees	—	X	X	X
	Establishments with 500 to 999 employees	—	X	X	X
	Establishments with 1,000 employees or more	—	X	X	X
512220	Integrated record production/distribution				
	All establishments	7	c	D	D
	Establishments with 1 to 4 employees	4	X	X	X
	Establishments with 5 to 9 employees	1	X	X	X
	Establishments with 10 to 19 employees	1	X	X	X
	Establishments with 20 to 49 employees	—	X	X	X
	Establishments with 50 to 99 employees	—	X	X	X
	Establishments with 100 to 249 employees	1	X	X	X
	Establishments with 250 to 499 employees	—	X	X	X
	Establishments with 500 to 999 employees	—	X	X	X
	Establishments with 1,000 employees or more	—	X	X	X
515	Broadcasting (except Internet)				
	All establishments	20	1 421	43 821	166 155
	Establishments with 1 to 4 employees	8	X	X	X
	Establishments with 5 to 9 employees	4	X	X	X
	Establishments with 10 to 19 employees	—	X	X	X
	Establishments with 20 to 49 employees	2	X	X	X
	Establishments with 50 to 99 employees	1	X	X	X
	Establishments with 100 to 249 employees	3	X	X	X
	Establishments with 250 to 499 employees	2	X	X	X
	Establishments with 500 to 999 employees	—	X	X	X
	Establishments with 1,000 employees or more	—	X	X	X
5151	Radio and television broadcasting				
	All establishments	15	f	D	D
	Establishments with 1 to 4 employees	7	X	X	X
	Establishments with 5 to 9 employees	2	X	X	X
	Establishments with 10 to 19 employees	—	X	X	X
	Establishments with 20 to 49 employees	2	X	X	X
	Establishments with 50 to 99 employees	1	X	X	X
	Establishments with 100 to 249 employees	3	X	X	X
	Establishments with 250 to 499 employees	—	X	X	X
	Establishments with 500 to 999 employees	—	X	X	X
	Establishments with 1,000 employees or more	—	X	X	X
51512	Television broadcasting				
	All establishments	7	f	D	D
	Establishments with 1 to 4 employees	—	X	X	X
	Establishments with 5 to 9 employees	2	X	X	X
	Establishments with 10 to 19 employees	—	X	X	X
	Establishments with 20 to 49 employees	1	X	X	X
	Establishments with 50 to 99 employees	1	X	X	X
	Establishments with 100 to 249 employees	3	X	X	X
	Establishments with 250 to 499 employees	—	X	X	X
	Establishments with 500 to 999 employees	—	X	X	X
	Establishments with 1,000 employees or more	—	X	X	X
515120	Television broadcasting				
	All establishments	7	f	D	D
	Establishments with 1 to 4 employees	—	X	X	X
	Establishments with 5 to 9 employees	2	X	X	X
	Establishments with 10 to 19 employees	—	X	X	X
	Establishments with 20 to 49 employees	1	X	X	X
	Establishments with 50 to 99 employees	1	X	X	X
	Establishments with 100 to 249 employees	3	X	X	X
	Establishments with 250 to 499 employees	—	X	X	X
	Establishments with 500 to 999 employees	—	X	X	X
	Establishments with 1,000 employees or more	—	X	X	X
5152	Cable and other subscription programming				
	All establishments	5	f	D	D
	Establishments with 1 to 4 employees	1	X	X	X
	Establishments with 5 to 9 employees	2	X	X	X
	Establishments with 10 to 19 employees	—	X	X	X
	Establishments with 20 to 49 employees	—	X	X	X
	Establishments with 50 to 99 employees	—	X	X	X
	Establishments with 100 to 249 employees	—	X	X	X
	Establishments with 250 to 499 employees	2	X	X	X
	Establishments with 500 to 999 employees	—	X	X	X
	Establishments with 1,000 employees or more	—	X	X	X

See footnotes at end of table.

Table 5. Establishments, Employees, and Payroll by Industry and Employment Size of Establishments by County: 2004—Con.

[Excludes most government employees, railroad employees, and self-employed persons. Size class 1 to 4 employees includes establishments having payroll, but no employees, during mid-March pay period. For meaning of abbreviations and symbols, see introductory text. For explanation of terms, see Appendix A. For statement on reliability, see the note at the end of the table and Appendix C]

NAICS code	Geography, kind of business, and employment size class	Establishments (number)	Paid employees for pay period including March 12 (number)	First-quarter payroll (\$1,000)	Annual payroll (\$1,000)
51	BERGEN—Con.				
	Information—Con.				
515	Broadcasting (except Internet)—Con.				
5152	Cable and other subscription programming—Con.				
51521	Cable and other subscription programming				
	All establishments	5	f	D	D
	Establishments with 1 to 4 employees	1	X	X	X
	Establishments with 5 to 9 employees	2	X	X	X
	Establishments with 10 to 19 employees	—	X	X	X
	Establishments with 20 to 49 employees	—	X	X	X
	Establishments with 50 to 99 employees	—	X	X	X
	Establishments with 100 to 249 employees	—	X	X	X
	Establishments with 250 to 499 employees	2	X	X	X
	Establishments with 500 to 999 employees	—	X	X	X
	Establishments with 1,000 employees or more	—	X	X	X
515210	Cable and other subscription programming				
	All establishments	5	f	D	D
	Establishments with 1 to 4 employees	1	X	X	X
	Establishments with 5 to 9 employees	2	X	X	X
	Establishments with 10 to 19 employees	—	X	X	X
	Establishments with 20 to 49 employees	—	X	X	X
	Establishments with 50 to 99 employees	—	X	X	X
	Establishments with 100 to 249 employees	—	X	X	X
	Establishments with 250 to 499 employees	2	X	X	X
	Establishments with 500 to 999 employees	—	X	X	X
	Establishments with 1,000 employees or more	—	X	X	X
517	Telecommunications				
	All establishments	196	6 449	91 108	336 723
	Establishments with 1 to 4 employees	94	X	X	X
	Establishments with 5 to 9 employees	32	X	X	X
	Establishments with 10 to 19 employees	30	X	X	X
	Establishments with 20 to 49 employees	17	X	X	X
	Establishments with 50 to 99 employees	11	X	X	X
	Establishments with 100 to 249 employees	6	X	X	X
	Establishments with 250 to 499 employees	4	X	X	X
	Establishments with 500 to 999 employees	1	X	X	X
	Establishments with 1,000 employees or more	1	X	X	X
5171	Wired telecommunications carriers				
	All establishments	90	2 061	32 362	113 897
	Establishments with 1 to 4 employees	43	X	X	X
	Establishments with 5 to 9 employees	15	X	X	X
	Establishments with 10 to 19 employees	10	X	X	X
	Establishments with 20 to 49 employees	7	X	X	X
	Establishments with 50 to 99 employees	10	X	X	X
	Establishments with 100 to 249 employees	4	X	X	X
	Establishments with 250 to 499 employees	1	X	X	X
	Establishments with 500 to 999 employees	—	X	X	X
	Establishments with 1,000 employees or more	—	X	X	X
51711	Wired telecommunications carriers				
	All establishments	90	2 061	32 362	113 897
	Establishments with 1 to 4 employees	43	X	X	X
	Establishments with 5 to 9 employees	15	X	X	X
	Establishments with 10 to 19 employees	10	X	X	X
	Establishments with 20 to 49 employees	7	X	X	X
	Establishments with 50 to 99 employees	10	X	X	X
	Establishments with 100 to 249 employees	4	X	X	X
	Establishments with 250 to 499 employees	1	X	X	X
	Establishments with 500 to 999 employees	—	X	X	X
	Establishments with 1,000 employees or more	—	X	X	X
517110	Wired telecommunications carriers				
	All establishments	90	2 061	32 362	113 897
	Establishments with 1 to 4 employees	43	X	X	X
	Establishments with 5 to 9 employees	15	X	X	X
	Establishments with 10 to 19 employees	10	X	X	X
	Establishments with 20 to 49 employees	7	X	X	X
	Establishments with 50 to 99 employees	10	X	X	X
	Establishments with 100 to 249 employees	4	X	X	X
	Establishments with 250 to 499 employees	1	X	X	X
	Establishments with 500 to 999 employees	—	X	X	X
	Establishments with 1,000 employees or more	—	X	X	X
5172	Wireless telecommunications carriers (except satellite)				
	All establishments	47	3 123	46 190	167 791
	Establishments with 1 to 4 employees	18	X	X	X
	Establishments with 5 to 9 employees	12	X	X	X
	Establishments with 10 to 19 employees	8	X	X	X
	Establishments with 20 to 49 employees	5	X	X	X
	Establishments with 50 to 99 employees	—	X	X	X
	Establishments with 100 to 249 employees	1	X	X	X
	Establishments with 250 to 499 employees	1	X	X	X
	Establishments with 500 to 999 employees	1	X	X	X
	Establishments with 1,000 employees or more	1	X	X	X

See footnotes at end of table.

Table 5. Establishments, Employees, and Payroll by Industry and Employment Size of Establishments by County: 2004—Con.

[Excludes most government employees, railroad employees, and self-employed persons. Size class 1 to 4 employees includes establishments having payroll, but no employees, during mid-March pay period. For meaning of abbreviations and symbols, see introductory text. For explanation of terms, see Appendix A. For statement on reliability, see the note at the end of the table and Appendix C]

NAICS code	Geography, kind of business, and employment size class	Establishments (number)	Paid employees for pay period including March 12 (number)	First-quarter payroll (\$1,000)	Annual payroll (\$1,000)
51	BERGEN—Con.				
	Information—Con.				
517	Telecommunications—Con.				
5172	Wireless telecommunications carriers (except satellite)—Con.				
51721	Wireless telecommunications carriers (except satellite)				
	All establishments	47	3 123	46 190	167 791
	Establishments with 1 to 4 employees	18	X	X	X
	Establishments with 5 to 9 employees	12	X	X	X
	Establishments with 10 to 19 employees	8	X	X	X
	Establishments with 20 to 49 employees	5	X	X	X
	Establishments with 50 to 99 employees	—	X	X	X
	Establishments with 100 to 249 employees	1	X	X	X
	Establishments with 250 to 499 employees	1	X	X	X
	Establishments with 500 to 999 employees	1	X	X	X
	Establishments with 1,000 employees or more	1	X	X	X
517212	Cellular and other wireless telecommunications				
	All establishments	43	3 045	44 721	161 278
	Establishments with 1 to 4 employees	16	X	X	X
	Establishments with 5 to 9 employees	12	X	X	X
	Establishments with 10 to 19 employees	8	X	X	X
	Establishments with 20 to 49 employees	3	X	X	X
	Establishments with 50 to 99 employees	—	X	X	X
	Establishments with 100 to 249 employees	1	X	X	X
	Establishments with 250 to 499 employees	1	X	X	X
	Establishments with 500 to 999 employees	1	X	X	X
	Establishments with 1,000 employees or more	1	X	X	X
5173	Telecommunications resellers				
	All establishments	31	c	D	D
	Establishments with 1 to 4 employees	21	X	X	X
	Establishments with 5 to 9 employees	2	X	X	X
	Establishments with 10 to 19 employees	7	X	X	X
	Establishments with 20 to 49 employees	1	X	X	X
	Establishments with 50 to 99 employees	—	X	X	X
	Establishments with 100 to 249 employees	—	X	X	X
	Establishments with 250 to 499 employees	—	X	X	X
	Establishments with 500 to 999 employees	—	X	X	X
	Establishments with 1,000 employees or more	—	X	X	X
51731	Telecommunications resellers				
	All establishments	31	c	D	D
	Establishments with 1 to 4 employees	21	X	X	X
	Establishments with 5 to 9 employees	2	X	X	X
	Establishments with 10 to 19 employees	7	X	X	X
	Establishments with 20 to 49 employees	1	X	X	X
	Establishments with 50 to 99 employees	—	X	X	X
	Establishments with 100 to 249 employees	—	X	X	X
	Establishments with 250 to 499 employees	—	X	X	X
	Establishments with 500 to 999 employees	—	X	X	X
	Establishments with 1,000 employees or more	—	X	X	X
517310	Telecommunications resellers				
	All establishments	31	c	D	D
	Establishments with 1 to 4 employees	21	X	X	X
	Establishments with 5 to 9 employees	2	X	X	X
	Establishments with 10 to 19 employees	7	X	X	X
	Establishments with 20 to 49 employees	1	X	X	X
	Establishments with 50 to 99 employees	—	X	X	X
	Establishments with 100 to 249 employees	—	X	X	X
	Establishments with 250 to 499 employees	—	X	X	X
	Establishments with 500 to 999 employees	—	X	X	X
	Establishments with 1,000 employees or more	—	X	X	X
5174	Satellite telecommunications				
	All establishments	4	c	D	D
	Establishments with 1 to 4 employees	2	X	X	X
	Establishments with 5 to 9 employees	—	X	X	X
	Establishments with 10 to 19 employees	1	X	X	X
	Establishments with 20 to 49 employees	—	X	X	X
	Establishments with 50 to 99 employees	—	X	X	X
	Establishments with 100 to 249 employees	1	X	X	X
	Establishments with 250 to 499 employees	—	X	X	X
	Establishments with 500 to 999 employees	—	X	X	X
	Establishments with 1,000 employees or more	—	X	X	X
51741	Satellite telecommunications				
	All establishments	4	c	D	D
	Establishments with 1 to 4 employees	2	X	X	X
	Establishments with 5 to 9 employees	—	X	X	X
	Establishments with 10 to 19 employees	1	X	X	X
	Establishments with 20 to 49 employees	—	X	X	X
	Establishments with 50 to 99 employees	—	X	X	X
	Establishments with 100 to 249 employees	1	X	X	X
	Establishments with 250 to 499 employees	—	X	X	X
	Establishments with 500 to 999 employees	—	X	X	X
	Establishments with 1,000 employees or more	—	X	X	X

See footnotes at end of table.

Table 5. Establishments, Employees, and Payroll by Industry and Employment Size of Establishments by County: 2004—Con.

[Excludes most government employees, railroad employees, and self-employed persons. Size class 1 to 4 employees includes establishments having payroll, but no employees, during mid-March pay period. For meaning of abbreviations and symbols, see introductory text. For explanation of terms, see Appendix A. For statement on reliability, see the note at the end of the table and Appendix C]

NAICS code	Geography, kind of business, and employment size class	Establishments (number)	Paid employees for pay period including March 12 (number)	First-quarter payroll (\$1,000)	Annual payroll (\$1,000)
51	BERGEN—Con.				
	Information—Con.				
517	Telecommunications—Con.				
5174	Satellite telecommunications—Con.				
51741	Satellite telecommunications—Con.				
517410	Satellite telecommunications				
	All establishments	4	c	D	D
	Establishments with 1 to 4 employees	2	X	X	X
	Establishments with 5 to 9 employees	—	X	X	X
	Establishments with 10 to 19 employees	1	X	X	X
	Establishments with 20 to 49 employees	—	X	X	X
	Establishments with 50 to 99 employees	—	X	X	X
	Establishments with 100 to 249 employees	1	X	X	X
	Establishments with 250 to 499 employees	—	X	X	X
	Establishments with 500 to 999 employees	—	X	X	X
	Establishments with 1,000 employees or more	—	X	X	X
5175	Cable and other program distribution				
	All establishments	21	894	8 561	36 372
	Establishments with 1 to 4 employees	8	X	X	X
	Establishments with 5 to 9 employees	2	X	X	X
	Establishments with 10 to 19 employees	4	X	X	X
	Establishments with 20 to 49 employees	4	X	X	X
	Establishments with 50 to 99 employees	1	X	X	X
	Establishments with 100 to 249 employees	—	X	X	X
	Establishments with 250 to 499 employees	2	X	X	X
	Establishments with 500 to 999 employees	—	X	X	X
	Establishments with 1,000 employees or more	—	X	X	X
51751	Cable and other program distribution				
	All establishments	21	894	8 561	36 372
	Establishments with 1 to 4 employees	8	X	X	X
	Establishments with 5 to 9 employees	2	X	X	X
	Establishments with 10 to 19 employees	4	X	X	X
	Establishments with 20 to 49 employees	4	X	X	X
	Establishments with 50 to 99 employees	1	X	X	X
	Establishments with 100 to 249 employees	—	X	X	X
	Establishments with 250 to 499 employees	2	X	X	X
	Establishments with 500 to 999 employees	—	X	X	X
	Establishments with 1,000 employees or more	—	X	X	X
517510	Cable and other program distribution				
	All establishments	21	894	8 561	36 372
	Establishments with 1 to 4 employees	8	X	X	X
	Establishments with 5 to 9 employees	2	X	X	X
	Establishments with 10 to 19 employees	4	X	X	X
	Establishments with 20 to 49 employees	4	X	X	X
	Establishments with 50 to 99 employees	1	X	X	X
	Establishments with 100 to 249 employees	—	X	X	X
	Establishments with 250 to 499 employees	2	X	X	X
	Establishments with 500 to 999 employees	—	X	X	X
	Establishments with 1,000 employees or more	—	X	X	X
518	Internet service providers, web search portals, and data processing services				
	All establishments	114	3 101	44 141	175 379
	Establishments with 1 to 4 employees	68	X	X	X
	Establishments with 5 to 9 employees	17	X	X	X
	Establishments with 10 to 19 employees	4	X	X	X
	Establishments with 20 to 49 employees	11	X	X	X
	Establishments with 50 to 99 employees	6	X	X	X
	Establishments with 100 to 249 employees	7	X	X	X
	Establishments with 250 to 499 employees	—	X	X	X
	Establishments with 500 to 999 employees	—	X	X	X
	Establishments with 1,000 employees or more	1	X	X	X
5182	Data processing, hosting, and related services				
	All establishments	91	3 019	43 196	171 205
	Establishments with 1 to 4 employees	50	X	X	X
	Establishments with 5 to 9 employees	14	X	X	X
	Establishments with 10 to 19 employees	3	X	X	X
	Establishments with 20 to 49 employees	10	X	X	X
	Establishments with 50 to 99 employees	6	X	X	X
	Establishments with 100 to 249 employees	7	X	X	X
	Establishments with 250 to 499 employees	—	X	X	X
	Establishments with 500 to 999 employees	—	X	X	X
	Establishments with 1,000 employees or more	1	X	X	X
51821	Data processing, hosting, and related services				
	All establishments	91	3 019	43 196	171 205
	Establishments with 1 to 4 employees	50	X	X	X
	Establishments with 5 to 9 employees	14	X	X	X
	Establishments with 10 to 19 employees	3	X	X	X
	Establishments with 20 to 49 employees	10	X	X	X
	Establishments with 50 to 99 employees	6	X	X	X
	Establishments with 100 to 249 employees	7	X	X	X
	Establishments with 250 to 499 employees	—	X	X	X
	Establishments with 500 to 999 employees	—	X	X	X
	Establishments with 1,000 employees or more	—	X	X	X

See footnotes at end of table.

Table 5. Establishments, Employees, and Payroll by Industry and Employment Size of Establishments by County: 2004—Con.

[Excludes most government employees, railroad employees, and self-employed persons. Size class 1 to 4 employees includes establishments having payroll, but no employees, during mid-March pay period. For meaning of abbreviations and symbols, see introductory text. For explanation of terms, see Appendix A. For statement on reliability, see the note at the end of the table and Appendix C]

NAICS code	Geography, kind of business, and employment size class	Establishments (number)	Paid employees for pay period including March 12 (number)	First-quarter payroll (\$1,000)	Annual payroll (\$1,000)
	BERGEN—Con.				
51	Information—Con.				
518	Internet service providers, web search portals, and data processing services—Con.				
5182	Data processing, hosting, and related services—Con.				
51821	Data processing, hosting, and related services—Con.				
	All establishments—Con.				
	Establishments with 1,000 employees or more	1	X	X	X
518210	Data processing, hosting, and related services				
	All establishments	91	3 019	43 196	171 205
	Establishments with 1 to 4 employees	50	X	X	X
	Establishments with 5 to 9 employees	14	X	X	X
	Establishments with 10 to 19 employees	3	X	X	X
	Establishments with 20 to 49 employees	10	X	X	X
	Establishments with 50 to 99 employees	6	X	X	X
	Establishments with 100 to 249 employees	7	X	X	X
	Establishments with 250 to 499 employees	—	X	X	X
	Establishments with 500 to 999 employees	—	X	X	X
	Establishments with 1,000 employees or more	1	X	X	X
519	Other information services				
	All establishments	22	108	843	3 831
	Establishments with 1 to 4 employees	13	X	X	X
	Establishments with 5 to 9 employees	3	X	X	X
	Establishments with 10 to 19 employees	6	X	X	X
	Establishments with 20 to 49 employees	—	X	X	X
	Establishments with 50 to 99 employees	—	X	X	X
	Establishments with 100 to 249 employees	—	X	X	X
	Establishments with 250 to 499 employees	—	X	X	X
	Establishments with 500 to 999 employees	—	X	X	X
	Establishments with 1,000 employees or more	—	X	X	X
5191	Other information services				
	All establishments	22	108	843	3 831
	Establishments with 1 to 4 employees	13	X	X	X
	Establishments with 5 to 9 employees	3	X	X	X
	Establishments with 10 to 19 employees	6	X	X	X
	Establishments with 20 to 49 employees	—	X	X	X
	Establishments with 50 to 99 employees	—	X	X	X
	Establishments with 100 to 249 employees	—	X	X	X
	Establishments with 250 to 499 employees	—	X	X	X
	Establishments with 500 to 999 employees	—	X	X	X
	Establishments with 1,000 employees or more	—	X	X	X
52	Finance and insurance				
	All establishments	1 784	25 196	479 334	1 840 999
	Establishments with 1 to 4 employees	926	X	X	X
	Establishments with 5 to 9 employees	416	X	X	X
	Establishments with 10 to 19 employees	256	X	X	X
	Establishments with 20 to 49 employees	106	X	X	X
	Establishments with 50 to 99 employees	38	X	X	X
	Establishments with 100 to 249 employees	27	X	X	X
	Establishments with 250 to 499 employees	8	X	X	X
	Establishments with 500 to 999 employees	6	X	X	X
	Establishments with 1,000 employees or more	1	X	X	X
521	Monetary authorities - central bank				
	All establishments	1	f	D	D
	Establishments with 1 to 4 employees	—	X	X	X
	Establishments with 5 to 9 employees	—	X	X	X
	Establishments with 10 to 19 employees	—	X	X	X
	Establishments with 20 to 49 employees	—	X	X	X
	Establishments with 50 to 99 employees	—	X	X	X
	Establishments with 100 to 249 employees	—	X	X	X
	Establishments with 250 to 499 employees	—	X	X	X
	Establishments with 500 to 999 employees	1	X	X	X
	Establishments with 1,000 employees or more	—	X	X	X
5211	Monetary authorities - central bank				
	All establishments	1	f	D	D
	Establishments with 1 to 4 employees	—	X	X	X
	Establishments with 5 to 9 employees	—	X	X	X
	Establishments with 10 to 19 employees	—	X	X	X
	Establishments with 20 to 49 employees	—	X	X	X
	Establishments with 50 to 99 employees	—	X	X	X
	Establishments with 100 to 249 employees	—	X	X	X
	Establishments with 250 to 499 employees	—	X	X	X
	Establishments with 500 to 999 employees	1	X	X	X
	Establishments with 1,000 employees or more	—	X	X	X

See footnotes at end of table.

Table 5. Establishments, Employees, and Payroll by Industry and Employment Size of Establishments by County: 2004—Con.

[Excludes most government employees, railroad employees, and self-employed persons. Size class 1 to 4 employees includes establishments having payroll, but no employees, during mid-March pay period. For meaning of abbreviations and symbols, see introductory text. For explanation of terms, see Appendix A. For statement on reliability, see the note at the end of the table and Appendix C]

NAICS code	Geography, kind of business, and employment size class	Establishments (number)	Paid employees for pay period including March 12 (number)	First-quarter payroll (\$1,000)	Annual payroll (\$1,000)
52	BERGEN—Con.				
	Finance and insurance—Con.				
521	Monetary authorities - central bank—Con.				
5211	Monetary authorities - central bank—Con.				
52111	Monetary authorities - central bank				
	All establishments	1	f	D	D
	Establishments with 1 to 4 employees	—	X	X	X
	Establishments with 5 to 9 employees	—	X	X	X
	Establishments with 10 to 19 employees	—	X	X	X
	Establishments with 20 to 49 employees	—	X	X	X
	Establishments with 50 to 99 employees	—	X	X	X
	Establishments with 100 to 249 employees	—	X	X	X
	Establishments with 250 to 499 employees	—	X	X	X
	Establishments with 500 to 999 employees	1	X	X	X
	Establishments with 1,000 employees or more	—	X	X	X
521110	Monetary authorities - central bank				
	All establishments	1	f	D	D
	Establishments with 1 to 4 employees	—	X	X	X
	Establishments with 5 to 9 employees	—	X	X	X
	Establishments with 10 to 19 employees	—	X	X	X
	Establishments with 20 to 49 employees	—	X	X	X
	Establishments with 50 to 99 employees	—	X	X	X
	Establishments with 100 to 249 employees	—	X	X	X
	Establishments with 250 to 499 employees	—	X	X	X
	Establishments with 500 to 999 employees	1	X	X	X
	Establishments with 1,000 employees or more	—	X	X	X
522	Credit intermediation and related activities				
	All establishments	784	13 405	211 632	830 684
	Establishments with 1 to 4 employees	253	X	X	X
	Establishments with 5 to 9 employees	269	X	X	X
	Establishments with 10 to 19 employees	166	X	X	X
	Establishments with 20 to 49 employees	56	X	X	X
	Establishments with 50 to 99 employees	16	X	X	X
	Establishments with 100 to 249 employees	14	X	X	X
	Establishments with 250 to 499 employees	6	X	X	X
	Establishments with 500 to 999 employees	4	X	X	X
	Establishments with 1,000 employees or more	—	X	X	X
5221	Depository credit intermediation				
	All establishments	523	8 449	113 304	439 226
	Establishments with 1 to 4 employees	113	X	X	X
	Establishments with 5 to 9 employees	216	X	X	X
	Establishments with 10 to 19 employees	137	X	X	X
	Establishments with 20 to 49 employees	35	X	X	X
	Establishments with 50 to 99 employees	7	X	X	X
	Establishments with 100 to 249 employees	9	X	X	X
	Establishments with 250 to 499 employees	4	X	X	X
	Establishments with 500 to 999 employees	2	X	X	X
	Establishments with 1,000 employees or more	—	X	X	X
52211	Commercial banking				
	All establishments	356	6 137	77 543	310 634
	Establishments with 1 to 4 employees	69	X	X	X
	Establishments with 5 to 9 employees	143	X	X	X
	Establishments with 10 to 19 employees	101	X	X	X
	Establishments with 20 to 49 employees	29	X	X	X
	Establishments with 50 to 99 employees	4	X	X	X
	Establishments with 100 to 249 employees	6	X	X	X
	Establishments with 250 to 499 employees	2	X	X	X
	Establishments with 500 to 999 employees	2	X	X	X
	Establishments with 1,000 employees or more	—	X	X	X
522110	Commercial banking				
	All establishments	356	6 137	77 543	310 634
	Establishments with 1 to 4 employees	69	X	X	X
	Establishments with 5 to 9 employees	143	X	X	X
	Establishments with 10 to 19 employees	101	X	X	X
	Establishments with 20 to 49 employees	29	X	X	X
	Establishments with 50 to 99 employees	4	X	X	X
	Establishments with 100 to 249 employees	6	X	X	X
	Establishments with 250 to 499 employees	2	X	X	X
	Establishments with 500 to 999 employees	2	X	X	X
	Establishments with 1,000 employees or more	—	X	X	X
52212	Savings institutions				
	All establishments	143	2 042	33 216	116 765
	Establishments with 1 to 4 employees	27	X	X	X
	Establishments with 5 to 9 employees	70	X	X	X
	Establishments with 10 to 19 employees	34	X	X	X
	Establishments with 20 to 49 employees	6	X	X	X
	Establishments with 50 to 99 employees	2	X	X	X
	Establishments with 100 to 249 employees	2	X	X	X
	Establishments with 250 to 499 employees	2	X	X	X
	Establishments with 500 to 999 employees	—	X	X	X
	Establishments with 1,000 employees or more	—	X	X	X

See footnotes at end of table.

Table 5. Establishments, Employees, and Payroll by Industry and Employment Size of Establishments by County: 2004—Con.

[Excludes most government employees, railroad employees, and self-employed persons. Size class 1 to 4 employees includes establishments having payroll, but no employees, during mid-March pay period. For meaning of abbreviations and symbols, see introductory text. For explanation of terms, see Appendix A. For statement on reliability, see the note at the end of the table and Appendix C]

NAICS code	Geography, kind of business, and employment size class	Establishments (number)	Paid employees for pay period including March 12 (number)	First-quarter payroll (\$1,000)	Annual payroll (\$1,000)
52	BERGEN—Con.				
	Finance and insurance—Con.				
522	Credit intermediation and related activities—Con.				
5221	Depository credit intermediation—Con.				
52212	Savings institutions—Con.				
522120	Savings institutions				
	All establishments	143	2 042	33 216	116 765
	Establishments with 1 to 4 employees	27	X	X	X
	Establishments with 5 to 9 employees	70	X	X	X
	Establishments with 10 to 19 employees	34	X	X	X
	Establishments with 20 to 49 employees	6	X	X	X
	Establishments with 50 to 99 employees	2	X	X	X
	Establishments with 100 to 249 employees	2	X	X	X
	Establishments with 250 to 499 employees	2	X	X	X
	Establishments with 500 to 999 employees	—	X	X	X
	Establishments with 1,000 employees or more	—	X	X	X
52213	Credit unions				
	All establishments	23	e	D	D
	Establishments with 1 to 4 employees	16	X	X	X
	Establishments with 5 to 9 employees	3	X	X	X
	Establishments with 10 to 19 employees	2	X	X	X
	Establishments with 20 to 49 employees	—	X	X	X
	Establishments with 50 to 99 employees	1	X	X	X
	Establishments with 100 to 249 employees	1	X	X	X
	Establishments with 250 to 499 employees	—	X	X	X
	Establishments with 500 to 999 employees	—	X	X	X
	Establishments with 1,000 employees or more	—	X	X	X
522130	Credit unions				
	All establishments	23	e	D	D
	Establishments with 1 to 4 employees	16	X	X	X
	Establishments with 5 to 9 employees	3	X	X	X
	Establishments with 10 to 19 employees	2	X	X	X
	Establishments with 20 to 49 employees	—	X	X	X
	Establishments with 50 to 99 employees	1	X	X	X
	Establishments with 100 to 249 employees	1	X	X	X
	Establishments with 250 to 499 employees	—	X	X	X
	Establishments with 500 to 999 employees	—	X	X	X
	Establishments with 1,000 employees or more	—	X	X	X
5222	Nondepository credit intermediation				
	All establishments	169	3 274	71 971	271 495
	Establishments with 1 to 4 employees	81	X	X	X
	Establishments with 5 to 9 employees	37	X	X	X
	Establishments with 10 to 19 employees	21	X	X	X
	Establishments with 20 to 49 employees	18	X	X	X
	Establishments with 50 to 99 employees	4	X	X	X
	Establishments with 100 to 249 employees	5	X	X	X
	Establishments with 250 to 499 employees	2	X	X	X
	Establishments with 500 to 999 employees	1	X	X	X
	Establishments with 1,000 employees or more	—	X	X	X
52222	Sales financing				
	All establishments	41	f	D	D
	Establishments with 1 to 4 employees	20	X	X	X
	Establishments with 5 to 9 employees	9	X	X	X
	Establishments with 10 to 19 employees	6	X	X	X
	Establishments with 20 to 49 employees	5	X	X	X
	Establishments with 50 to 99 employees	—	X	X	X
	Establishments with 100 to 249 employees	1	X	X	X
	Establishments with 250 to 499 employees	—	X	X	X
	Establishments with 500 to 999 employees	—	X	X	X
	Establishments with 1,000 employees or more	—	X	X	X
522220	Sales financing				
	All establishments	41	f	D	D
	Establishments with 1 to 4 employees	20	X	X	X
	Establishments with 5 to 9 employees	9	X	X	X
	Establishments with 10 to 19 employees	6	X	X	X
	Establishments with 20 to 49 employees	5	X	X	X
	Establishments with 50 to 99 employees	—	X	X	X
	Establishments with 100 to 249 employees	1	X	X	X
	Establishments with 250 to 499 employees	—	X	X	X
	Establishments with 500 to 999 employees	—	X	X	X
	Establishments with 1,000 employees or more	—	X	X	X
52229	Other nondepository credit intermediation				
	All establishments	126	2 733	59 878	231 849
	Establishments with 1 to 4 employees	60	X	X	X
	Establishments with 5 to 9 employees	28	X	X	X
	Establishments with 10 to 19 employees	14	X	X	X
	Establishments with 20 to 49 employees	13	X	X	X
	Establishments with 50 to 99 employees	4	X	X	X
	Establishments with 100 to 249 employees	4	X	X	X
	Establishments with 250 to 499 employees	2	X	X	X
	Establishments with 500 to 999 employees	1	X	X	X
	Establishments with 1,000 employees or more	—	X	X	X

See footnotes at end of table.

Table 5. Establishments, Employees, and Payroll by Industry and Employment Size of Establishments by County: 2004—Con.

[Excludes most government employees, railroad employees, and self-employed persons. Size class 1 to 4 employees includes establishments having payroll, but no employees, during mid-March pay period. For meaning of abbreviations and symbols, see introductory text. For explanation of terms, see Appendix A. For statement on reliability, see the note at the end of the table and Appendix C]

NAICS code	Geography, kind of business, and employment size class	Establishments (number)	Paid employees for pay period including March 12 (number)	First-quarter payroll (\$1,000)	Annual payroll (\$1,000)
52	BERGEN—Con.				
	Finance and insurance—Con.				
522	Credit intermediation and related activities—Con.				
5222	Nondepository credit intermediation—Con.				
52229	Other nondepository credit intermediation—Con.				
522291	Consumer lending				
	All establishments	20	249	5 781	17 911
	Establishments with 1 to 4 employees	11	X	X	X
	Establishments with 5 to 9 employees	8	X	X	X
	Establishments with 10 to 19 employees	—	X	X	X
	Establishments with 20 to 49 employees	—	X	X	X
	Establishments with 50 to 99 employees	1	X	X	X
	Establishments with 100 to 249 employees	—	X	X	X
	Establishments with 250 to 499 employees	—	X	X	X
	Establishments with 500 to 999 employees	—	X	X	X
	Establishments with 1,000 employees or more	—	X	X	X
522292	Real estate credit				
	All establishments	88	2 027	38 029	160 821
	Establishments with 1 to 4 employees	38	X	X	X
	Establishments with 5 to 9 employees	18	X	X	X
	Establishments with 10 to 19 employees	11	X	X	X
	Establishments with 20 to 49 employees	13	X	X	X
	Establishments with 50 to 99 employees	4	X	X	X
	Establishments with 100 to 249 employees	2	X	X	X
	Establishments with 250 to 499 employees	1	X	X	X
	Establishments with 500 to 999 employees	1	X	X	X
	Establishments with 1,000 employees or more	—	X	X	X
522293	International trade financing				
	All establishments	7	e	D	D
	Establishments with 1 to 4 employees	4	X	X	X
	Establishments with 5 to 9 employees	1	X	X	X
	Establishments with 10 to 19 employees	—	X	X	X
	Establishments with 20 to 49 employees	—	X	X	X
	Establishments with 50 to 99 employees	—	X	X	X
	Establishments with 100 to 249 employees	1	X	X	X
	Establishments with 250 to 499 employees	1	X	X	X
	Establishments with 500 to 999 employees	—	X	X	X
	Establishments with 1,000 employees or more	—	X	X	X
5223	Activities related to credit intermediation				
	All establishments	92	1 682	26 357	119 963
	Establishments with 1 to 4 employees	59	X	X	X
	Establishments with 5 to 9 employees	16	X	X	X
	Establishments with 10 to 19 employees	8	X	X	X
	Establishments with 20 to 49 employees	3	X	X	X
	Establishments with 50 to 99 employees	5	X	X	X
	Establishments with 100 to 249 employees	—	X	X	X
	Establishments with 250 to 499 employees	—	X	X	X
	Establishments with 500 to 999 employees	1	X	X	X
	Establishments with 1,000 employees or more	—	X	X	X
52231	Mortgage and nonmortgage loan brokers				
	All establishments	54	1 227	20 640	95 816
	Establishments with 1 to 4 employees	34	X	X	X
	Establishments with 5 to 9 employees	9	X	X	X
	Establishments with 10 to 19 employees	7	X	X	X
	Establishments with 20 to 49 employees	2	X	X	X
	Establishments with 50 to 99 employees	1	X	X	X
	Establishments with 100 to 249 employees	—	X	X	X
	Establishments with 250 to 499 employees	—	X	X	X
	Establishments with 500 to 999 employees	1	X	X	X
	Establishments with 1,000 employees or more	—	X	X	X
522310	Mortgage and nonmortgage loan brokers				
	All establishments	54	1 227	20 640	95 816
	Establishments with 1 to 4 employees	34	X	X	X
	Establishments with 5 to 9 employees	9	X	X	X
	Establishments with 10 to 19 employees	7	X	X	X
	Establishments with 20 to 49 employees	2	X	X	X
	Establishments with 50 to 99 employees	1	X	X	X
	Establishments with 100 to 249 employees	—	X	X	X
	Establishments with 250 to 499 employees	—	X	X	X
	Establishments with 500 to 999 employees	1	X	X	X
	Establishments with 1,000 employees or more	—	X	X	X
52232	Financial transactions processing, reserve, and clearinghouse activities				
	All establishments	17	390	5 197	21 655
	Establishments with 1 to 4 employees	9	X	X	X
	Establishments with 5 to 9 employees	2	X	X	X
	Establishments with 10 to 19 employees	1	X	X	X
	Establishments with 20 to 49 employees	1	X	X	X
	Establishments with 50 to 99 employees	4	X	X	X
	Establishments with 100 to 249 employees	—	X	X	X
	Establishments with 250 to 499 employees	—	X	X	X

See footnotes at end of table.

Table 5. Establishments, Employees, and Payroll by Industry and Employment Size of Establishments by County: 2004—Con.

[Excludes most government employees, railroad employees, and self-employed persons. Size class 1 to 4 employees includes establishments having payroll, but no employees, during mid-March pay period. For meaning of abbreviations and symbols, see introductory text. For explanation of terms, see Appendix A. For statement on reliability, see the note at the end of the table and Appendix C]

NAICS code	Geography, kind of business, and employment size class	Establishments (number)	Paid employees for pay period including March 12 (number)	First-quarter payroll (\$1,000)	Annual payroll (\$1,000)
52	BERGEN—Con.				
	Finance and insurance—Con.				
522	Credit intermediation and related activities—Con.				
5223	Activities related to credit intermediation—Con.				
52232	Financial transactions processing, reserve, and clearinghouse activities—Con.				
	All establishments—Con.				
	Establishments with 500 to 999 employees	—	X	X	X
	Establishments with 1,000 employees or more	—	X	X	X
522320	Financial transactions processing, reserve, and clearinghouse activities				
	All establishments	17	390	5 197	21 655
	Establishments with 1 to 4 employees	9	X	X	X
	Establishments with 5 to 9 employees	2	X	X	X
	Establishments with 10 to 19 employees	1	X	X	X
	Establishments with 20 to 49 employees	1	X	X	X
	Establishments with 50 to 99 employees	4	X	X	X
	Establishments with 100 to 249 employees	—	X	X	X
	Establishments with 250 to 499 employees	—	X	X	X
	Establishments with 500 to 999 employees	—	X	X	X
	Establishments with 1,000 employees or more	—	X	X	X
523	Securities, commodity contracts, other financial investments, and related activities				
	All establishments	478	4 696	141 090	492 866
	Establishments with 1 to 4 employees	346	X	X	X
	Establishments with 5 to 9 employees	52	X	X	X
	Establishments with 10 to 19 employees	40	X	X	X
	Establishments with 20 to 49 employees	21	X	X	X
	Establishments with 50 to 99 employees	11	X	X	X
	Establishments with 100 to 249 employees	6	X	X	X
	Establishments with 250 to 499 employees	1	X	X	X
	Establishments with 500 to 999 employees	1	X	X	X
	Establishments with 1,000 employees or more	—	X	X	X
5231	Securities and commodity contracts intermediation and brokerage				
	All establishments	252	2 859	92 754	314 092
	Establishments with 1 to 4 employees	160	X	X	X
	Establishments with 5 to 9 employees	32	X	X	X
	Establishments with 10 to 19 employees	30	X	X	X
	Establishments with 20 to 49 employees	17	X	X	X
	Establishments with 50 to 99 employees	8	X	X	X
	Establishments with 100 to 249 employees	4	X	X	X
	Establishments with 250 to 499 employees	1	X	X	X
	Establishments with 500 to 999 employees	—	X	X	X
	Establishments with 1,000 employees or more	—	X	X	X
52311	Investment banking and securities dealing				
	All establishments	69	449	17 513	84 102
	Establishments with 1 to 4 employees	59	X	X	X
	Establishments with 5 to 9 employees	4	X	X	X
	Establishments with 10 to 19 employees	2	X	X	X
	Establishments with 20 to 49 employees	2	X	X	X
	Establishments with 50 to 99 employees	1	X	X	X
	Establishments with 100 to 249 employees	1	X	X	X
	Establishments with 250 to 499 employees	—	X	X	X
	Establishments with 500 to 999 employees	—	X	X	X
	Establishments with 1,000 employees or more	—	X	X	X
523110	Investment banking and securities dealing				
	All establishments	69	449	17 513	84 102
	Establishments with 1 to 4 employees	59	X	X	X
	Establishments with 5 to 9 employees	4	X	X	X
	Establishments with 10 to 19 employees	2	X	X	X
	Establishments with 20 to 49 employees	2	X	X	X
	Establishments with 50 to 99 employees	1	X	X	X
	Establishments with 100 to 249 employees	1	X	X	X
	Establishments with 250 to 499 employees	—	X	X	X
	Establishments with 500 to 999 employees	—	X	X	X
	Establishments with 1,000 employees or more	—	X	X	X
52312	Securities brokerage				
	All establishments	170	2 379	74 763	227 790
	Establishments with 1 to 4 employees	91	X	X	X
	Establishments with 5 to 9 employees	26	X	X	X
	Establishments with 10 to 19 employees	27	X	X	X
	Establishments with 20 to 49 employees	15	X	X	X
	Establishments with 50 to 99 employees	7	X	X	X
	Establishments with 100 to 249 employees	3	X	X	X
	Establishments with 250 to 499 employees	1	X	X	X
	Establishments with 500 to 999 employees	—	X	X	X
	Establishments with 1,000 employees or more	—	X	X	X

See footnotes at end of table.

Table 5. Establishments, Employees, and Payroll by Industry and Employment Size of Establishments by County: 2004—Con.

[Excludes most government employees, railroad employees, and self-employed persons. Size class 1 to 4 employees includes establishments having payroll, but no employees, during mid-March pay period. For meaning of abbreviations and symbols, see introductory text. For explanation of terms, see Appendix A. For statement on reliability, see the note at the end of the table and Appendix C]

NAICS code	Geography, kind of business, and employment size class	Establishments (number)	Paid employees for pay period including March 12 (number)	First-quarter payroll (\$1,000)	Annual payroll (\$1,000)
	BERGEN—Con.				
52	Finance and insurance—Con.				
523	Securities, commodity contracts, other financial investments, and related activities—Con.				
5231	Securities and commodity contracts intermediation and brokerage—Con.				
52312	Securities brokerage—Con.				
523120	Securities brokerage				
	All establishments	170	2 379	74 763	227 790
	Establishments with 1 to 4 employees	91	X	X	X
	Establishments with 5 to 9 employees	26	X	X	X
	Establishments with 10 to 19 employees	27	X	X	X
	Establishments with 20 to 49 employees	15	X	X	X
	Establishments with 50 to 99 employees	7	X	X	X
	Establishments with 100 to 249 employees	3	X	X	X
	Establishments with 250 to 499 employees	1	X	X	X
	Establishments with 500 to 999 employees	—	X	X	X
	Establishments with 1,000 employees or more	—	X	X	X
5239	Other financial investment activities				
	All establishments	224	g	D	D
	Establishments with 1 to 4 employees	184	X	X	X
	Establishments with 5 to 9 employees	20	X	X	X
	Establishments with 10 to 19 employees	10	X	X	X
	Establishments with 20 to 49 employees	4	X	X	X
	Establishments with 50 to 99 employees	3	X	X	X
	Establishments with 100 to 249 employees	2	X	X	X
	Establishments with 250 to 499 employees	—	X	X	X
	Establishments with 500 to 999 employees	1	X	X	X
	Establishments with 1,000 employees or more	—	X	X	X
52392	Portfolio management				
	All establishments	75	421	19 771	70 331
	Establishments with 1 to 4 employees	55	X	X	X
	Establishments with 5 to 9 employees	9	X	X	X
	Establishments with 10 to 19 employees	8	X	X	X
	Establishments with 20 to 49 employees	1	X	X	X
	Establishments with 50 to 99 employees	2	X	X	X
	Establishments with 100 to 249 employees	—	X	X	X
	Establishments with 250 to 499 employees	—	X	X	X
	Establishments with 500 to 999 employees	—	X	X	X
	Establishments with 1,000 employees or more	—	X	X	X
523920	Portfolio management				
	All establishments	75	421	19 771	70 331
	Establishments with 1 to 4 employees	55	X	X	X
	Establishments with 5 to 9 employees	9	X	X	X
	Establishments with 10 to 19 employees	8	X	X	X
	Establishments with 20 to 49 employees	1	X	X	X
	Establishments with 50 to 99 employees	2	X	X	X
	Establishments with 100 to 249 employees	—	X	X	X
	Establishments with 250 to 499 employees	—	X	X	X
	Establishments with 500 to 999 employees	—	X	X	X
	Establishments with 1,000 employees or more	—	X	X	X
52393	Investment advice				
	All establishments	108	537	14 283	56 249
	Establishments with 1 to 4 employees	97	X	X	X
	Establishments with 5 to 9 employees	5	X	X	X
	Establishments with 10 to 19 employees	1	X	X	X
	Establishments with 20 to 49 employees	2	X	X	X
	Establishments with 50 to 99 employees	1	X	X	X
	Establishments with 100 to 249 employees	2	X	X	X
	Establishments with 250 to 499 employees	—	X	X	X
	Establishments with 500 to 999 employees	—	X	X	X
	Establishments with 1,000 employees or more	—	X	X	X
523930	Investment advice				
	All establishments	108	537	14 283	56 249
	Establishments with 1 to 4 employees	97	X	X	X
	Establishments with 5 to 9 employees	5	X	X	X
	Establishments with 10 to 19 employees	1	X	X	X
	Establishments with 20 to 49 employees	2	X	X	X
	Establishments with 50 to 99 employees	1	X	X	X
	Establishments with 100 to 249 employees	2	X	X	X
	Establishments with 250 to 499 employees	—	X	X	X
	Establishments with 500 to 999 employees	—	X	X	X
	Establishments with 1,000 employees or more	—	X	X	X
52399	All other financial investment activities				
	All establishments	9	f	D	D
	Establishments with 1 to 4 employees	6	X	X	X
	Establishments with 5 to 9 employees	2	X	X	X
	Establishments with 10 to 19 employees	—	X	X	X
	Establishments with 20 to 49 employees	—	X	X	X
	Establishments with 50 to 99 employees	—	X	X	X
	Establishments with 100 to 249 employees	—	X	X	X

See footnotes at end of table.

Table 5. Establishments, Employees, and Payroll by Industry and Employment Size of Establishments by County: 2004—Con.

[Excludes most government employees, railroad employees, and self-employed persons. Size class 1 to 4 employees includes establishments having payroll, but no employees, during mid-March pay period. For meaning of abbreviations and symbols, see introductory text. For explanation of terms, see Appendix A. For statement on reliability, see the note at the end of the table and Appendix C]

NAICS code	Geography, kind of business, and employment size class	Establishments (number)	Paid employees for pay period including March 12 (number)	First-quarter payroll (\$1,000)	Annual payroll (\$1,000)
	BERGEN—Con.				
52	Finance and insurance—Con.				
523	Securities, commodity contracts, other financial investments, and related activities—Con.				
5239	Other financial investment activities—Con.				
52399	All other financial investment activities—Con.				
	All establishments—Con.				
	Establishments with 250 to 499 employees	—	X	X	X
	Establishments with 500 to 999 employees	1	X	X	X
	Establishments with 1,000 employees or more	—	X	X	X
523991	Trust, fiduciary, and custody activities				
	All establishments	7	f	D	D
	Establishments with 1 to 4 employees	4	X	X	X
	Establishments with 5 to 9 employees	2	X	X	X
	Establishments with 10 to 19 employees	—	X	X	X
	Establishments with 20 to 49 employees	—	X	X	X
	Establishments with 50 to 99 employees	—	X	X	X
	Establishments with 100 to 249 employees	—	X	X	X
	Establishments with 250 to 499 employees	—	X	X	X
	Establishments with 500 to 999 employees	1	X	X	X
	Establishments with 1,000 employees or more	—	X	X	X
524	Insurance carriers and related activities				
	All establishments	506	6 366	115 537	471 004
	Establishments with 1 to 4 employees	317	X	X	X
	Establishments with 5 to 9 employees	91	X	X	X
	Establishments with 10 to 19 employees	50	X	X	X
	Establishments with 20 to 49 employees	28	X	X	X
	Establishments with 50 to 99 employees	11	X	X	X
	Establishments with 100 to 249 employees	7	X	X	X
	Establishments with 250 to 499 employees	1	X	X	X
	Establishments with 500 to 999 employees	—	X	X	X
	Establishments with 1,000 employees or more	1	X	X	X
5241	Insurance carriers				
	All establishments	80	1 905	36 985	134 730
	Establishments with 1 to 4 employees	42	X	X	X
	Establishments with 5 to 9 employees	10	X	X	X
	Establishments with 10 to 19 employees	9	X	X	X
	Establishments with 20 to 49 employees	7	X	X	X
	Establishments with 50 to 99 employees	6	X	X	X
	Establishments with 100 to 249 employees	5	X	X	X
	Establishments with 250 to 499 employees	1	X	X	X
	Establishments with 500 to 999 employees	—	X	X	X
	Establishments with 1,000 employees or more	—	X	X	X
52411	Direct life, health, and medical insurance carriers				
	All establishments	30	f	D	D
	Establishments with 1 to 4 employees	13	X	X	X
	Establishments with 5 to 9 employees	3	X	X	X
	Establishments with 10 to 19 employees	6	X	X	X
	Establishments with 20 to 49 employees	3	X	X	X
	Establishments with 50 to 99 employees	3	X	X	X
	Establishments with 100 to 249 employees	2	X	X	X
	Establishments with 250 to 499 employees	—	X	X	X
	Establishments with 500 to 999 employees	—	X	X	X
	Establishments with 1,000 employees or more	—	X	X	X
524113	Direct life insurance carriers				
	All establishments	25	663	15 854	58 937
	Establishments with 1 to 4 employees	9	X	X	X
	Establishments with 5 to 9 employees	3	X	X	X
	Establishments with 10 to 19 employees	5	X	X	X
	Establishments with 20 to 49 employees	3	X	X	X
	Establishments with 50 to 99 employees	3	X	X	X
	Establishments with 100 to 249 employees	2	X	X	X
	Establishments with 250 to 499 employees	—	X	X	X
	Establishments with 500 to 999 employees	—	X	X	X
	Establishments with 1,000 employees or more	—	X	X	X
52412	Direct insurance (except life, health, and medical) carriers				
	All establishments	49	1 223	20 693	72 839
	Establishments with 1 to 4 employees	28	X	X	X
	Establishments with 5 to 9 employees	7	X	X	X
	Establishments with 10 to 19 employees	3	X	X	X
	Establishments with 20 to 49 employees	4	X	X	X
	Establishments with 50 to 99 employees	3	X	X	X
	Establishments with 100 to 249 employees	3	X	X	X
	Establishments with 250 to 499 employees	1	X	X	X
	Establishments with 500 to 999 employees	—	X	X	X
	Establishments with 1,000 employees or more	—	X	X	X

See footnotes at end of table.

Table 5. Establishments, Employees, and Payroll by Industry and Employment Size of Establishments by County: 2004—Con.

[Excludes most government employees, railroad employees, and self-employed persons. Size class 1 to 4 employees includes establishments having payroll, but no employees, during mid-March pay period. For meaning of abbreviations and symbols, see introductory text. For explanation of terms, see Appendix A. For statement on reliability, see the note at the end of the table and Appendix C]

NAICS code	Geography, kind of business, and employment size class	Establishments (number)	Paid employees for pay period including March 12 (number)	First-quarter payroll (\$1,000)	Annual payroll (\$1,000)
52	BERGEN—Con.				
	Finance and insurance—Con.				
524	Insurance carriers and related activities—Con.				
5241	Insurance carriers—Con.				
52412	Direct insurance (except life, health, and medical) carriers—Con.				
524126	Direct property and casualty insurance carriers				
	All establishments	36	1 158	19 749	69 363
	Establishments with 1 to 4 employees	20	X	X	X
	Establishments with 5 to 9 employees	4	X	X	X
	Establishments with 10 to 19 employees	2	X	X	X
	Establishments with 20 to 49 employees	3	X	X	X
	Establishments with 50 to 99 employees	3	X	X	X
	Establishments with 100 to 249 employees	3	X	X	X
	Establishments with 250 to 499 employees	1	X	X	X
	Establishments with 500 to 999 employees	—	X	X	X
	Establishments with 1,000 employees or more	—	X	X	X
5242	Agencies, brokerages, and other insurance related activities				
	All establishments	426	4 461	78 552	336 274
	Establishments with 1 to 4 employees	275	X	X	X
	Establishments with 5 to 9 employees	81	X	X	X
	Establishments with 10 to 19 employees	41	X	X	X
	Establishments with 20 to 49 employees	21	X	X	X
	Establishments with 50 to 99 employees	5	X	X	X
	Establishments with 100 to 249 employees	2	X	X	X
	Establishments with 250 to 499 employees	—	X	X	X
	Establishments with 500 to 999 employees	—	X	X	X
	Establishments with 1,000 employees or more	1	X	X	X
52421	Insurance agencies and brokerages				
	All establishments	372	2 343	34 842	159 583
	Establishments with 1 to 4 employees	238	X	X	X
	Establishments with 5 to 9 employees	74	X	X	X
	Establishments with 10 to 19 employees	38	X	X	X
	Establishments with 20 to 49 employees	17	X	X	X
	Establishments with 50 to 99 employees	4	X	X	X
	Establishments with 100 to 249 employees	1	X	X	X
	Establishments with 250 to 499 employees	—	X	X	X
	Establishments with 500 to 999 employees	—	X	X	X
	Establishments with 1,000 employees or more	—	X	X	X
524210	Insurance agencies and brokerages				
	All establishments	372	2 343	34 842	159 583
	Establishments with 1 to 4 employees	238	X	X	X
	Establishments with 5 to 9 employees	74	X	X	X
	Establishments with 10 to 19 employees	38	X	X	X
	Establishments with 20 to 49 employees	17	X	X	X
	Establishments with 50 to 99 employees	4	X	X	X
	Establishments with 100 to 249 employees	1	X	X	X
	Establishments with 250 to 499 employees	—	X	X	X
	Establishments with 500 to 999 employees	—	X	X	X
	Establishments with 1,000 employees or more	—	X	X	X
52429	Other insurance related activities				
	All establishments	54	2 118	43 710	176 691
	Establishments with 1 to 4 employees	37	X	X	X
	Establishments with 5 to 9 employees	7	X	X	X
	Establishments with 10 to 19 employees	3	X	X	X
	Establishments with 20 to 49 employees	4	X	X	X
	Establishments with 50 to 99 employees	1	X	X	X
	Establishments with 100 to 249 employees	1	X	X	X
	Establishments with 250 to 499 employees	—	X	X	X
	Establishments with 500 to 999 employees	—	X	X	X
	Establishments with 1,000 employees or more	1	X	X	X
524292	Third party administration of insurance and pension funds/plans				
	All establishments	20	1 964	41 515	167 183
	Establishments with 1 to 4 employees	11	X	X	X
	Establishments with 5 to 9 employees	3	X	X	X
	Establishments with 10 to 19 employees	1	X	X	X
	Establishments with 20 to 49 employees	2	X	X	X
	Establishments with 50 to 99 employees	1	X	X	X
	Establishments with 100 to 249 employees	1	X	X	X
	Establishments with 250 to 499 employees	—	X	X	X
	Establishments with 500 to 999 employees	—	X	X	X
	Establishments with 1,000 employees or more	1	X	X	X
53	Real estate and rental and leasing				
	All establishments	1 404	7 357	75 610	340 747
	Establishments with 1 to 4 employees	1 052	X	X	X
	Establishments with 5 to 9 employees	200	X	X	X
	Establishments with 10 to 19 employees	95	X	X	X
	Establishments with 20 to 49 employees	39	X	X	X
	Establishments with 50 to 99 employees	13	X	X	X
	Establishments with 100 to 249 employees	4	X	X	X
	Establishments with 250 to 499 employees	1	X	X	X
	Establishments with 500 to 999 employees	—	X	X	X
	Establishments with 1,000 employees or more	—	X	X	X

See footnotes at end of table.

Table 5. Establishments, Employees, and Payroll by Industry and Employment Size of Establishments by County: 2004—Con.

[Excludes most government employees, railroad employees, and self-employed persons. Size class 1 to 4 employees includes establishments having payroll, but no employees, during mid-March pay period. For meaning of abbreviations and symbols, see introductory text. For explanation of terms, see Appendix A. For statement on reliability, see the note at the end of the table and Appendix C]

NAICS code	Geography, kind of business, and employment size class	Establishments (number)	Paid employees for pay period including March 12 (number)	First-quarter payroll (\$1,000)	Annual payroll (\$1,000)
	BERGEN—Con.				
53	Real estate and rental and leasing—Con.				
531	Real estate				
	All establishments	1 187	5 424	58 115	263 715
	Establishments with 1 to 4 employees	925	X	X	X
	Establishments with 5 to 9 employees	161	X	X	X
	Establishments with 10 to 19 employees	61	X	X	X
	Establishments with 20 to 49 employees	25	X	X	X
	Establishments with 50 to 99 employees	11	X	X	X
	Establishments with 100 to 249 employees	4	X	X	X
	Establishments with 250 to 499 employees	—	X	X	X
	Establishments with 500 to 999 employees	—	X	X	X
	Establishments with 1,000 employees or more	—	X	X	X
5311	Lessors of real estate				
	All establishments	564	2 310	16 667	76 421
	Establishments with 1 to 4 employees	466	X	X	X
	Establishments with 5 to 9 employees	62	X	X	X
	Establishments with 10 to 19 employees	22	X	X	X
	Establishments with 20 to 49 employees	8	X	X	X
	Establishments with 50 to 99 employees	3	X	X	X
	Establishments with 100 to 249 employees	3	X	X	X
	Establishments with 250 to 499 employees	—	X	X	X
	Establishments with 500 to 999 employees	—	X	X	X
	Establishments with 1,000 employees or more	—	X	X	X
53111	Lessors of residential buildings and dwellings				
	All establishments	310	1 198	8 080	34 462
	Establishments with 1 to 4 employees	253	X	X	X
	Establishments with 5 to 9 employees	36	X	X	X
	Establishments with 10 to 19 employees	13	X	X	X
	Establishments with 20 to 49 employees	5	X	X	X
	Establishments with 50 to 99 employees	2	X	X	X
	Establishments with 100 to 249 employees	1	X	X	X
	Establishments with 250 to 499 employees	—	X	X	X
	Establishments with 500 to 999 employees	—	X	X	X
	Establishments with 1,000 employees or more	—	X	X	X
531110	Lessors of residential buildings and dwellings				
	All establishments	310	1 198	8 080	34 462
	Establishments with 1 to 4 employees	253	X	X	X
	Establishments with 5 to 9 employees	36	X	X	X
	Establishments with 10 to 19 employees	13	X	X	X
	Establishments with 20 to 49 employees	5	X	X	X
	Establishments with 50 to 99 employees	2	X	X	X
	Establishments with 100 to 249 employees	1	X	X	X
	Establishments with 250 to 499 employees	—	X	X	X
	Establishments with 500 to 999 employees	—	X	X	X
	Establishments with 1,000 employees or more	—	X	X	X
53112	Lessors of nonresidential buildings (except miniwarehouses)				
	All establishments	210	989	7 798	38 502
	Establishments with 1 to 4 employees	176	X	X	X
	Establishments with 5 to 9 employees	19	X	X	X
	Establishments with 10 to 19 employees	9	X	X	X
	Establishments with 20 to 49 employees	3	X	X	X
	Establishments with 50 to 99 employees	1	X	X	X
	Establishments with 100 to 249 employees	2	X	X	X
	Establishments with 250 to 499 employees	—	X	X	X
	Establishments with 500 to 999 employees	—	X	X	X
	Establishments with 1,000 employees or more	—	X	X	X
531120	Lessors of nonresidential buildings (except miniwarehouses)				
	All establishments	210	989	7 798	38 502
	Establishments with 1 to 4 employees	176	X	X	X
	Establishments with 5 to 9 employees	19	X	X	X
	Establishments with 10 to 19 employees	9	X	X	X
	Establishments with 20 to 49 employees	3	X	X	X
	Establishments with 50 to 99 employees	1	X	X	X
	Establishments with 100 to 249 employees	2	X	X	X
	Establishments with 250 to 499 employees	—	X	X	X
	Establishments with 500 to 999 employees	—	X	X	X
	Establishments with 1,000 employees or more	—	X	X	X
5312	Offices of real estate agents and brokers				
	All establishments	309	1 209	20 174	95 696
	Establishments with 1 to 4 employees	245	X	X	X
	Establishments with 5 to 9 employees	45	X	X	X
	Establishments with 10 to 19 employees	13	X	X	X
	Establishments with 20 to 49 employees	2	X	X	X
	Establishments with 50 to 99 employees	4	X	X	X
	Establishments with 100 to 249 employees	—	X	X	X
	Establishments with 250 to 499 employees	—	X	X	X
	Establishments with 500 to 999 employees	—	X	X	X
	Establishments with 1,000 employees or more	—	X	X	X

See footnotes at end of table.

Table 5. Establishments, Employees, and Payroll by Industry and Employment Size of Establishments by County: 2004—Con.

[Excludes most government employees, railroad employees, and self-employed persons. Size class 1 to 4 employees includes establishments having payroll, but no employees, during mid-March pay period. For meaning of abbreviations and symbols, see introductory text. For explanation of terms, see Appendix A. For statement on reliability, see the note at the end of the table and Appendix C]

NAICS code	Geography, kind of business, and employment size class	Establishments (number)	Paid employees for pay period including March 12 (number)	First-quarter payroll (\$1,000)	Annual payroll (\$1,000)
53	BERGEN—Con.				
	Real estate and rental and leasing—Con.				
531	Real estate—Con.				
5312	Offices of real estate agents and brokers—Con.				
53121	Offices of real estate agents and brokers				
	All establishments	309	1 209	20 174	95 696
	Establishments with 1 to 4 employees	245	X	X	X
	Establishments with 5 to 9 employees	45	X	X	X
	Establishments with 10 to 19 employees	13	X	X	X
	Establishments with 20 to 49 employees	2	X	X	X
	Establishments with 50 to 99 employees	4	X	X	X
	Establishments with 100 to 249 employees	—	X	X	X
	Establishments with 250 to 499 employees	—	X	X	X
	Establishments with 500 to 999 employees	—	X	X	X
	Establishments with 1,000 employees or more	—	X	X	X
531210	Offices of real estate agents and brokers				
	All establishments	309	1 209	20 174	95 696
	Establishments with 1 to 4 employees	245	X	X	X
	Establishments with 5 to 9 employees	45	X	X	X
	Establishments with 10 to 19 employees	13	X	X	X
	Establishments with 20 to 49 employees	2	X	X	X
	Establishments with 50 to 99 employees	4	X	X	X
	Establishments with 100 to 249 employees	—	X	X	X
	Establishments with 250 to 499 employees	—	X	X	X
	Establishments with 500 to 999 employees	—	X	X	X
	Establishments with 1,000 employees or more	—	X	X	X
5313	Activities related to real estate				
	All establishments	314	1 905	21 274	91 598
	Establishments with 1 to 4 employees	214	X	X	X
	Establishments with 5 to 9 employees	54	X	X	X
	Establishments with 10 to 19 employees	26	X	X	X
	Establishments with 20 to 49 employees	15	X	X	X
	Establishments with 50 to 99 employees	4	X	X	X
	Establishments with 100 to 249 employees	1	X	X	X
	Establishments with 250 to 499 employees	—	X	X	X
	Establishments with 500 to 999 employees	—	X	X	X
	Establishments with 1,000 employees or more	—	X	X	X
53131	Real estate property managers				
	All establishments	210	1 552	17 436	73 346
	Establishments with 1 to 4 employees	134	X	X	X
	Establishments with 5 to 9 employees	38	X	X	X
	Establishments with 10 to 19 employees	22	X	X	X
	Establishments with 20 to 49 employees	11	X	X	X
	Establishments with 50 to 99 employees	4	X	X	X
	Establishments with 100 to 249 employees	1	X	X	X
	Establishments with 250 to 499 employees	—	X	X	X
	Establishments with 500 to 999 employees	—	X	X	X
	Establishments with 1,000 employees or more	—	X	X	X
531311	Residential property managers				
	All establishments	129	976	9 204	39 063
	Establishments with 1 to 4 employees	86	X	X	X
	Establishments with 5 to 9 employees	22	X	X	X
	Establishments with 10 to 19 employees	12	X	X	X
	Establishments with 20 to 49 employees	6	X	X	X
	Establishments with 50 to 99 employees	2	X	X	X
	Establishments with 100 to 249 employees	1	X	X	X
	Establishments with 250 to 499 employees	—	X	X	X
	Establishments with 500 to 999 employees	—	X	X	X
	Establishments with 1,000 employees or more	—	X	X	X
531312	Nonresidential property managers				
	All establishments	81	576	8 232	34 283
	Establishments with 1 to 4 employees	48	X	X	X
	Establishments with 5 to 9 employees	16	X	X	X
	Establishments with 10 to 19 employees	10	X	X	X
	Establishments with 20 to 49 employees	5	X	X	X
	Establishments with 50 to 99 employees	2	X	X	X
	Establishments with 100 to 249 employees	—	X	X	X
	Establishments with 250 to 499 employees	—	X	X	X
	Establishments with 500 to 999 employees	—	X	X	X
	Establishments with 1,000 employees or more	—	X	X	X
53132	Offices of real estate appraisers				
	All establishments	42	136	1 502	7 624
	Establishments with 1 to 4 employees	31	X	X	X
	Establishments with 5 to 9 employees	9	X	X	X
	Establishments with 10 to 19 employees	1	X	X	X
	Establishments with 20 to 49 employees	1	X	X	X
	Establishments with 50 to 99 employees	—	X	X	X
	Establishments with 100 to 249 employees	—	X	X	X
	Establishments with 250 to 499 employees	—	X	X	X
	Establishments with 500 to 999 employees	—	X	X	X
	Establishments with 1,000 employees or more	—	X	X	X

See footnotes at end of table.

Table 5. Establishments, Employees, and Payroll by Industry and Employment Size of Establishments by County: 2004—Con.

[Excludes most government employees, railroad employees, and self-employed persons. Size class 1 to 4 employees includes establishments having payroll, but no employees, during mid-March pay period. For meaning of abbreviations and symbols, see introductory text. For explanation of terms, see Appendix A. For statement on reliability, see the note at the end of the table and Appendix C]

NAICS code	Geography, kind of business, and employment size class	Establishments (number)	Paid employees for pay period including March 12 (number)	First-quarter payroll (\$1,000)	Annual payroll (\$1,000)
53	BERGEN—Con.				
	Real estate and rental and leasing—Con.				
531	Real estate—Con.				
5313	Activities related to real estate—Con.				
53132	Offices of real estate appraisers—Con.				
531320	Offices of real estate appraisers				
	All establishments	42	136	1 502	7 624
	Establishments with 1 to 4 employees	31	X	X	X
	Establishments with 5 to 9 employees	9	X	X	X
	Establishments with 10 to 19 employees	1	X	X	X
	Establishments with 20 to 49 employees	1	X	X	X
	Establishments with 50 to 99 employees	—	X	X	X
	Establishments with 100 to 249 employees	—	X	X	X
	Establishments with 250 to 499 employees	—	X	X	X
	Establishments with 500 to 999 employees	—	X	X	X
	Establishments with 1,000 employees or more	—	X	X	X
53139	Other activities related to real estate				
	All establishments	62	217	2 336	10 628
	Establishments with 1 to 4 employees	49	X	X	X
	Establishments with 5 to 9 employees	7	X	X	X
	Establishments with 10 to 19 employees	3	X	X	X
	Establishments with 20 to 49 employees	3	X	X	X
	Establishments with 50 to 99 employees	—	X	X	X
	Establishments with 100 to 249 employees	—	X	X	X
	Establishments with 250 to 499 employees	—	X	X	X
	Establishments with 500 to 999 employees	—	X	X	X
	Establishments with 1,000 employees or more	—	X	X	X
531390	Other activities related to real estate				
	All establishments	62	217	2 336	10 628
	Establishments with 1 to 4 employees	49	X	X	X
	Establishments with 5 to 9 employees	7	X	X	X
	Establishments with 10 to 19 employees	3	X	X	X
	Establishments with 20 to 49 employees	3	X	X	X
	Establishments with 50 to 99 employees	—	X	X	X
	Establishments with 100 to 249 employees	—	X	X	X
	Establishments with 250 to 499 employees	—	X	X	X
	Establishments with 500 to 999 employees	—	X	X	X
	Establishments with 1,000 employees or more	—	X	X	X
532	Rental and leasing services				
	All establishments	205	g	D	D
	Establishments with 1 to 4 employees	118	X	X	X
	Establishments with 5 to 9 employees	37	X	X	X
	Establishments with 10 to 19 employees	33	X	X	X
	Establishments with 20 to 49 employees	14	X	X	X
	Establishments with 50 to 99 employees	2	X	X	X
	Establishments with 100 to 249 employees	—	X	X	X
	Establishments with 250 to 499 employees	1	X	X	X
	Establishments with 500 to 999 employees	—	X	X	X
	Establishments with 1,000 employees or more	—	X	X	X
5321	Automotive equipment rental and leasing				
	All establishments	51	e	D	D
	Establishments with 1 to 4 employees	40	X	X	X
	Establishments with 5 to 9 employees	4	X	X	X
	Establishments with 10 to 19 employees	4	X	X	X
	Establishments with 20 to 49 employees	3	X	X	X
	Establishments with 50 to 99 employees	—	X	X	X
	Establishments with 100 to 249 employees	—	X	X	X
	Establishments with 250 to 499 employees	—	X	X	X
	Establishments with 500 to 999 employees	—	X	X	X
	Establishments with 1,000 employees or more	—	X	X	X
53211	Passenger car rental and leasing				
	All establishments	25	c	D	D
	Establishments with 1 to 4 employees	19	X	X	X
	Establishments with 5 to 9 employees	3	X	X	X
	Establishments with 10 to 19 employees	2	X	X	X
	Establishments with 20 to 49 employees	1	X	X	X
	Establishments with 50 to 99 employees	—	X	X	X
	Establishments with 100 to 249 employees	—	X	X	X
	Establishments with 250 to 499 employees	—	X	X	X
	Establishments with 500 to 999 employees	—	X	X	X
	Establishments with 1,000 employees or more	—	X	X	X
53212	Truck, utility trailer, and RV (recreational vehicle) rental and leasing				
	All establishments	26	139	1 395	6 411
	Establishments with 1 to 4 employees	21	X	X	X
	Establishments with 5 to 9 employees	1	X	X	X
	Establishments with 10 to 19 employees	2	X	X	X
	Establishments with 20 to 49 employees	2	X	X	X
	Establishments with 50 to 99 employees	—	X	X	X
	Establishments with 100 to 249 employees	—	X	X	X
	Establishments with 250 to 499 employees	—	X	X	X
	Establishments with 500 to 999 employees	—	X	X	X
	Establishments with 1,000 employees or more	—	X	X	X

See footnotes at end of table.

Table 5. Establishments, Employees, and Payroll by Industry and Employment Size of Establishments by County: 2004—Con.

[Excludes most government employees, railroad employees, and self-employed persons. Size class 1 to 4 employees includes establishments having payroll, but no employees, during mid-March pay period. For meaning of abbreviations and symbols, see introductory text. For explanation of terms, see Appendix A. For statement on reliability, see the note at the end of the table and Appendix C]

NAICS code	Geography, kind of business, and employment size class	Establishments (number)	Paid employees for pay period including March 12 (number)	First-quarter payroll (\$1,000)	Annual payroll (\$1,000)
	BERGEN—Con.				
53	Real estate and rental and leasing—Con.				
532	Rental and leasing services—Con.				
5321	Automotive equipment rental and leasing—Con.				
53212	Truck, utility trailer, and RV (recreational vehicle) rental and leasing—Con.				
532120	Truck, utility trailer, and RV (recreational vehicle) rental and leasing				
	All establishments	26	139	1 395	6 411
	Establishments with 1 to 4 employees	21	X	X	X
	Establishments with 5 to 9 employees	1	X	X	X
	Establishments with 10 to 19 employees	2	X	X	X
	Establishments with 20 to 49 employees	2	X	X	X
	Establishments with 50 to 99 employees	—	X	X	X
	Establishments with 100 to 249 employees	—	X	X	X
	Establishments with 250 to 499 employees	—	X	X	X
	Establishments with 500 to 999 employees	—	X	X	X
	Establishments with 1,000 employees or more	—	X	X	X
5322	Consumer goods rental				
	All establishments	82	1 067	5 950	28 374
	Establishments with 1 to 4 employees	35	X	X	X
	Establishments with 5 to 9 employees	19	X	X	X
	Establishments with 10 to 19 employees	24	X	X	X
	Establishments with 20 to 49 employees	2	X	X	X
	Establishments with 50 to 99 employees	1	X	X	X
	Establishments with 100 to 249 employees	—	X	X	X
	Establishments with 250 to 499 employees	1	X	X	X
	Establishments with 500 to 999 employees	—	X	X	X
	Establishments with 1,000 employees or more	—	X	X	X
53223	Video tape and disc rental				
	All establishments	58	444	1 486	5 873
	Establishments with 1 to 4 employees	20	X	X	X
	Establishments with 5 to 9 employees	15	X	X	X
	Establishments with 10 to 19 employees	23	X	X	X
	Establishments with 20 to 49 employees	—	X	X	X
	Establishments with 50 to 99 employees	—	X	X	X
	Establishments with 100 to 249 employees	—	X	X	X
	Establishments with 250 to 499 employees	—	X	X	X
	Establishments with 500 to 999 employees	—	X	X	X
	Establishments with 1,000 employees or more	—	X	X	X
532230	Video tape and disc rental				
	All establishments	58	444	1 486	5 873
	Establishments with 1 to 4 employees	20	X	X	X
	Establishments with 5 to 9 employees	15	X	X	X
	Establishments with 10 to 19 employees	23	X	X	X
	Establishments with 20 to 49 employees	—	X	X	X
	Establishments with 50 to 99 employees	—	X	X	X
	Establishments with 100 to 249 employees	—	X	X	X
	Establishments with 250 to 499 employees	—	X	X	X
	Establishments with 500 to 999 employees	—	X	X	X
	Establishments with 1,000 employees or more	—	X	X	X
53229	Other consumer goods rental				
	All establishments	11	535	3 990	20 153
	Establishments with 1 to 4 employees	6	X	X	X
	Establishments with 5 to 9 employees	2	X	X	X
	Establishments with 10 to 19 employees	—	X	X	X
	Establishments with 20 to 49 employees	2	X	X	X
	Establishments with 50 to 99 employees	—	X	X	X
	Establishments with 100 to 249 employees	—	X	X	X
	Establishments with 250 to 499 employees	1	X	X	X
	Establishments with 500 to 999 employees	—	X	X	X
	Establishments with 1,000 employees or more	—	X	X	X
532299	All other consumer goods rental				
	All establishments	10	f	D	D
	Establishments with 1 to 4 employees	5	X	X	X
	Establishments with 5 to 9 employees	2	X	X	X
	Establishments with 10 to 19 employees	—	X	X	X
	Establishments with 20 to 49 employees	2	X	X	X
	Establishments with 50 to 99 employees	—	X	X	X
	Establishments with 100 to 249 employees	—	X	X	X
	Establishments with 250 to 499 employees	1	X	X	X
	Establishments with 500 to 999 employees	—	X	X	X
	Establishments with 1,000 employees or more	—	X	X	X
5324	Commercial and industrial machinery and equipment rental and leasing				
	All establishments	63	518	7 743	31 276
	Establishments with 1 to 4 employees	37	X	X	X
	Establishments with 5 to 9 employees	12	X	X	X
	Establishments with 10 to 19 employees	5	X	X	X
	Establishments with 20 to 49 employees	8	X	X	X
	Establishments with 50 to 99 employees	1	X	X	X
	Establishments with 100 to 249 employees	—	X	X	X

See footnotes at end of table.

Table 5. Establishments, Employees, and Payroll by Industry and Employment Size of Establishments by County: 2004—Con.

[Excludes most government employees, railroad employees, and self-employed persons. Size class 1 to 4 employees includes establishments having payroll, but no employees, during mid-March pay period. For meaning of abbreviations and symbols, see introductory text. For explanation of terms, see Appendix A. For statement on reliability, see the note at the end of the table and Appendix C]

NAICS code	Geography, kind of business, and employment size class	Establishments (number)	Paid employees for pay period including March 12 (number)	First-quarter payroll (\$1,000)	Annual payroll (\$1,000)
	BERGEN—Con.				
53	Real estate and rental and leasing—Con.				
532	Rental and leasing services—Con.				
5324	Commercial and industrial machinery and equipment rental and leasing—Con.				
	All establishments—Con.				
	Establishments with 250 to 499 employees	—	X	X	X
	Establishments with 500 to 999 employees	—	X	X	X
	Establishments with 1,000 employees or more	—	X	X	X
53241	Construction, transportation, mining, and forestry machinery and equipment rental and leasing				
	All establishments	15	120	1 785	8 045
	Establishments with 1 to 4 employees	9	X	X	X
	Establishments with 5 to 9 employees	2	X	X	X
	Establishments with 10 to 19 employees	2	X	X	X
	Establishments with 20 to 49 employees	2	X	X	X
	Establishments with 50 to 99 employees	—	X	X	X
	Establishments with 100 to 249 employees	—	X	X	X
	Establishments with 250 to 499 employees	—	X	X	X
	Establishments with 500 to 999 employees	—	X	X	X
	Establishments with 1,000 employees or more	—	X	X	X
532412	Construction, mining, and forestry machinery and equipment rental and leasing				
	All establishments	13	c	D	D
	Establishments with 1 to 4 employees	7	X	X	X
	Establishments with 5 to 9 employees	2	X	X	X
	Establishments with 10 to 19 employees	2	X	X	X
	Establishments with 20 to 49 employees	2	X	X	X
	Establishments with 50 to 99 employees	—	X	X	X
	Establishments with 100 to 249 employees	—	X	X	X
	Establishments with 250 to 499 employees	—	X	X	X
	Establishments with 500 to 999 employees	—	X	X	X
	Establishments with 1,000 employees or more	—	X	X	X
53249	Other commercial and industrial machinery and equipment rental and leasing				
	All establishments	35	302	4 545	16 645
	Establishments with 1 to 4 employees	22	X	X	X
	Establishments with 5 to 9 employees	6	X	X	X
	Establishments with 10 to 19 employees	2	X	X	X
	Establishments with 20 to 49 employees	4	X	X	X
	Establishments with 50 to 99 employees	1	X	X	X
	Establishments with 100 to 249 employees	—	X	X	X
	Establishments with 250 to 499 employees	—	X	X	X
	Establishments with 500 to 999 employees	—	X	X	X
	Establishments with 1,000 employees or more	—	X	X	X
532490	Other commercial and industrial machinery and equipment rental and leasing				
	All establishments	35	302	4 545	16 645
	Establishments with 1 to 4 employees	22	X	X	X
	Establishments with 5 to 9 employees	6	X	X	X
	Establishments with 10 to 19 employees	2	X	X	X
	Establishments with 20 to 49 employees	4	X	X	X
	Establishments with 50 to 99 employees	1	X	X	X
	Establishments with 100 to 249 employees	—	X	X	X
	Establishments with 250 to 499 employees	—	X	X	X
	Establishments with 500 to 999 employees	—	X	X	X
	Establishments with 1,000 employees or more	—	X	X	X
54	Professional, scientific, and technical services				
	All establishments	4 546	33 939	496 563	2 112 351
	Establishments with 1 to 4 employees	3 359	X	X	X
	Establishments with 5 to 9 employees	586	X	X	X
	Establishments with 10 to 19 employees	324	X	X	X
	Establishments with 20 to 49 employees	191	X	X	X
	Establishments with 50 to 99 employees	48	X	X	X
	Establishments with 100 to 249 employees	29	X	X	X
	Establishments with 250 to 499 employees	5	X	X	X
	Establishments with 500 to 999 employees	2	X	X	X
	Establishments with 1,000 employees or more	2	X	X	X
541	Professional, scientific, and technical services				
	All establishments	4 546	33 939	496 563	2 112 351
	Establishments with 1 to 4 employees	3 359	X	X	X
	Establishments with 5 to 9 employees	586	X	X	X
	Establishments with 10 to 19 employees	324	X	X	X
	Establishments with 20 to 49 employees	191	X	X	X
	Establishments with 50 to 99 employees	48	X	X	X
	Establishments with 100 to 249 employees	29	X	X	X
	Establishments with 250 to 499 employees	5	X	X	X
	Establishments with 500 to 999 employees	2	X	X	X
	Establishments with 1,000 employees or more	2	X	X	X

See footnotes at end of table.

Table 5. Establishments, Employees, and Payroll by Industry and Employment Size of Establishments by County: 2004—Con.

[Excludes most government employees, railroad employees, and self-employed persons. Size class 1 to 4 employees includes establishments having payroll, but no employees, during mid-March pay period. For meaning of abbreviations and symbols, see introductory text. For explanation of terms, see Appendix A. For statement on reliability, see the note at the end of the table and Appendix C]

NAICS code	Geography, kind of business, and employment size class	Establishments (number)	Paid employees for pay period including March 12 (number)	First-quarter payroll (\$1,000)	Annual payroll (\$1,000)
	BERGEN—Con.				
54	Professional, scientific, and technical services—Con.				
541	Professional, scientific, and technical services—Con.				
5411	Legal services				
	All establishments	914	4 322	53 493	253 041
	Establishments with 1 to 4 employees	695	X	X	X
	Establishments with 5 to 9 employees	128	X	X	X
	Establishments with 10 to 19 employees	63	X	X	X
	Establishments with 20 to 49 employees	19	X	X	X
	Establishments with 50 to 99 employees	6	X	X	X
	Establishments with 100 to 249 employees	3	X	X	X
	Establishments with 250 to 499 employees	—	X	X	X
	Establishments with 500 to 999 employees	—	X	X	X
	Establishments with 1,000 employees or more	—	X	X	X
54111	Offices of lawyers				
	All establishments	874	4 090	50 743	240 535
	Establishments with 1 to 4 employees	672	X	X	X
	Establishments with 5 to 9 employees	116	X	X	X
	Establishments with 10 to 19 employees	60	X	X	X
	Establishments with 20 to 49 employees	18	X	X	X
	Establishments with 50 to 99 employees	5	X	X	X
	Establishments with 100 to 249 employees	3	X	X	X
	Establishments with 250 to 499 employees	—	X	X	X
	Establishments with 500 to 999 employees	—	X	X	X
	Establishments with 1,000 employees or more	—	X	X	X
541110	Offices of lawyers				
	All establishments	874	4 090	50 743	240 535
	Establishments with 1 to 4 employees	672	X	X	X
	Establishments with 5 to 9 employees	116	X	X	X
	Establishments with 10 to 19 employees	60	X	X	X
	Establishments with 20 to 49 employees	18	X	X	X
	Establishments with 50 to 99 employees	5	X	X	X
	Establishments with 100 to 249 employees	3	X	X	X
	Establishments with 250 to 499 employees	—	X	X	X
	Establishments with 500 to 999 employees	—	X	X	X
	Establishments with 1,000 employees or more	—	X	X	X
54119	Other legal services				
	All establishments	40	232	2 750	12 506
	Establishments with 1 to 4 employees	23	X	X	X
	Establishments with 5 to 9 employees	12	X	X	X
	Establishments with 10 to 19 employees	3	X	X	X
	Establishments with 20 to 49 employees	1	X	X	X
	Establishments with 50 to 99 employees	1	X	X	X
	Establishments with 100 to 249 employees	—	X	X	X
	Establishments with 250 to 499 employees	—	X	X	X
	Establishments with 500 to 999 employees	—	X	X	X
	Establishments with 1,000 employees or more	—	X	X	X
541191	Title abstract and settlement offices				
	All establishments	32	218	2 450	11 188
	Establishments with 1 to 4 employees	16	X	X	X
	Establishments with 5 to 9 employees	11	X	X	X
	Establishments with 10 to 19 employees	3	X	X	X
	Establishments with 20 to 49 employees	1	X	X	X
	Establishments with 50 to 99 employees	1	X	X	X
	Establishments with 100 to 249 employees	—	X	X	X
	Establishments with 250 to 499 employees	—	X	X	X
	Establishments with 500 to 999 employees	—	X	X	X
	Establishments with 1,000 employees or more	—	X	X	X
5412	Accounting, tax preparation, bookkeeping, and payroll services				
	All establishments	588	7 420	70 533	303 785
	Establishments with 1 to 4 employees	409	X	X	X
	Establishments with 5 to 9 employees	97	X	X	X
	Establishments with 10 to 19 employees	45	X	X	X
	Establishments with 20 to 49 employees	27	X	X	X
	Establishments with 50 to 99 employees	2	X	X	X
	Establishments with 100 to 249 employees	5	X	X	X
	Establishments with 250 to 499 employees	1	X	X	X
	Establishments with 500 to 999 employees	1	X	X	X
	Establishments with 1,000 employees or more	1	X	X	X
54121	Accounting, tax preparation, bookkeeping, and payroll services				
	All establishments	588	7 420	70 533	303 785
	Establishments with 1 to 4 employees	409	X	X	X
	Establishments with 5 to 9 employees	97	X	X	X
	Establishments with 10 to 19 employees	45	X	X	X
	Establishments with 20 to 49 employees	27	X	X	X
	Establishments with 50 to 99 employees	2	X	X	X
	Establishments with 100 to 249 employees	5	X	X	X
	Establishments with 250 to 499 employees	1	X	X	X
	Establishments with 500 to 999 employees	1	X	X	X
	Establishments with 1,000 employees or more	1	X	X	X

See footnotes at end of table.

Table 5. Establishments, Employees, and Payroll by Industry and Employment Size of Establishments by County: 2004—Con.

[Excludes most government employees, railroad employees, and self-employed persons. Size class 1 to 4 employees includes establishments having payroll, but no employees, during mid-March pay period. For meaning of abbreviations and symbols, see introductory text. For explanation of terms, see Appendix A. For statement on reliability, see the note at the end of the table and Appendix C]

NAICS code	Geography, kind of business, and employment size class	Establishments (number)	Paid employees for pay period including March 12 (number)	First-quarter payroll (\$1,000)	Annual payroll (\$1,000)
BERGEN—Con.					
54	Professional, scientific, and technical services—Con.				
541	Professional, scientific, and technical services—Con.				
5412	Accounting, tax preparation, bookkeeping, and payroll services—Con.				
54121	Accounting, tax preparation, bookkeeping, and payroll services—Con.				
541211	Offices of certified public accountants				
	All establishments	355	2 600	40 173	173 152
	Establishments with 1 to 4 employees	249	X	X	X
	Establishments with 5 to 9 employees	69	X	X	X
	Establishments with 10 to 19 employees	21	X	X	X
	Establishments with 20 to 49 employees	13	X	X	X
	Establishments with 50 to 99 employees	1	X	X	X
	Establishments with 100 to 249 employees	1	X	X	X
	Establishments with 250 to 499 employees	—	X	X	X
	Establishments with 500 to 999 employees	1	X	X	X
	Establishments with 1,000 employees or more	—	X	X	X
541213	Tax preparation services				
	All establishments	50	385	1 251	3 864
	Establishments with 1 to 4 employees	27	X	X	X
	Establishments with 5 to 9 employees	7	X	X	X
	Establishments with 10 to 19 employees	10	X	X	X
	Establishments with 20 to 49 employees	6	X	X	X
	Establishments with 50 to 99 employees	—	X	X	X
	Establishments with 100 to 249 employees	—	X	X	X
	Establishments with 250 to 499 employees	—	X	X	X
	Establishments with 500 to 999 employees	—	X	X	X
	Establishments with 1,000 employees or more	—	X	X	X
541214	Payroll services				
	All establishments	28	3 585	18 713	83 271
	Establishments with 1 to 4 employees	10	X	X	X
	Establishments with 5 to 9 employees	6	X	X	X
	Establishments with 10 to 19 employees	5	X	X	X
	Establishments with 20 to 49 employees	2	X	X	X
	Establishments with 50 to 99 employees	—	X	X	X
	Establishments with 100 to 249 employees	3	X	X	X
	Establishments with 250 to 499 employees	1	X	X	X
	Establishments with 500 to 999 employees	—	X	X	X
	Establishments with 1,000 employees or more	1	X	X	X
541219	Other accounting services				
	All establishments	155	850	10 396	43 498
	Establishments with 1 to 4 employees	123	X	X	X
	Establishments with 5 to 9 employees	15	X	X	X
	Establishments with 10 to 19 employees	9	X	X	X
	Establishments with 20 to 49 employees	6	X	X	X
	Establishments with 50 to 99 employees	1	X	X	X
	Establishments with 100 to 249 employees	1	X	X	X
	Establishments with 250 to 499 employees	—	X	X	X
	Establishments with 500 to 999 employees	—	X	X	X
	Establishments with 1,000 employees or more	—	X	X	X
5413	Architectural, engineering, and related services				
	All establishments	405	3 920	57 085	253 285
	Establishments with 1 to 4 employees	245	X	X	X
	Establishments with 5 to 9 employees	72	X	X	X
	Establishments with 10 to 19 employees	46	X	X	X
	Establishments with 20 to 49 employees	29	X	X	X
	Establishments with 50 to 99 employees	9	X	X	X
	Establishments with 100 to 249 employees	3	X	X	X
	Establishments with 250 to 499 employees	1	X	X	X
	Establishments with 500 to 999 employees	—	X	X	X
	Establishments with 1,000 employees or more	—	X	X	X
54131	Architectural services				
	All establishments	117	627	7 725	35 427
	Establishments with 1 to 4 employees	78	X	X	X
	Establishments with 5 to 9 employees	20	X	X	X
	Establishments with 10 to 19 employees	11	X	X	X
	Establishments with 20 to 49 employees	8	X	X	X
	Establishments with 50 to 99 employees	—	X	X	X
	Establishments with 100 to 249 employees	—	X	X	X
	Establishments with 250 to 499 employees	—	X	X	X
	Establishments with 500 to 999 employees	—	X	X	X
	Establishments with 1,000 employees or more	—	X	X	X
541310	Architectural services				
	All establishments	117	627	7 725	35 427
	Establishments with 1 to 4 employees	78	X	X	X
	Establishments with 5 to 9 employees	20	X	X	X
	Establishments with 10 to 19 employees	11	X	X	X
	Establishments with 20 to 49 employees	8	X	X	X
	Establishments with 50 to 99 employees	—	X	X	X
	Establishments with 100 to 249 employees	—	X	X	X
	Establishments with 250 to 499 employees	—	X	X	X
	Establishments with 500 to 999 employees	—	X	X	X
	Establishments with 1,000 employees or more	—	X	X	X

See footnotes at end of table.

Table 5. Establishments, Employees, and Payroll by Industry and Employment Size of Establishments by County: 2004—Con.

[Excludes most government employees, railroad employees, and self-employed persons. Size class 1 to 4 employees includes establishments having payroll, but no employees, during mid-March pay period. For meaning of abbreviations and symbols, see introductory text. For explanation of terms, see Appendix A. For statement on reliability, see the note at the end of the table and Appendix C]

NAICS code	Geography, kind of business, and employment size class	Establishments (number)	Paid employees for pay period including March 12 (number)	First-quarter payroll (\$1,000)	Annual payroll (\$1,000)
	BERGEN—Con.				
54	Professional, scientific, and technical services—Con.				
541	Professional, scientific, and technical services—Con.				
5413	Architectural, engineering, and related services—Con.				
54131	Architectural services—Con.				
541310	Architectural services—Con.				
	All establishments—Con.				
	Establishments with 1,000 employees or more	—	X	X	X
54132	Landscape architectural services				
	All establishments	29	102	885	6 067
	Establishments with 1 to 4 employees	23	X	X	X
	Establishments with 5 to 9 employees	4	X	X	X
	Establishments with 10 to 19 employees	1	X	X	X
	Establishments with 20 to 49 employees	1	X	X	X
	Establishments with 50 to 99 employees	—	X	X	X
	Establishments with 100 to 249 employees	—	X	X	X
	Establishments with 250 to 499 employees	—	X	X	X
	Establishments with 500 to 999 employees	—	X	X	X
	Establishments with 1,000 employees or more	—	X	X	X
541320	Landscape architectural services				
	All establishments	29	102	885	6 067
	Establishments with 1 to 4 employees	23	X	X	X
	Establishments with 5 to 9 employees	4	X	X	X
	Establishments with 10 to 19 employees	1	X	X	X
	Establishments with 20 to 49 employees	1	X	X	X
	Establishments with 50 to 99 employees	—	X	X	X
	Establishments with 100 to 249 employees	—	X	X	X
	Establishments with 250 to 499 employees	—	X	X	X
	Establishments with 500 to 999 employees	—	X	X	X
	Establishments with 1,000 employees or more	—	X	X	X
54133	Engineering services				
	All establishments	196	2 680	42 974	187 177
	Establishments with 1 to 4 employees	108	X	X	X
	Establishments with 5 to 9 employees	32	X	X	X
	Establishments with 10 to 19 employees	30	X	X	X
	Establishments with 20 to 49 employees	15	X	X	X
	Establishments with 50 to 99 employees	7	X	X	X
	Establishments with 100 to 249 employees	3	X	X	X
	Establishments with 250 to 499 employees	1	X	X	X
	Establishments with 500 to 999 employees	—	X	X	X
	Establishments with 1,000 employees or more	—	X	X	X
541330	Engineering services				
	All establishments	196	2 680	42 974	187 177
	Establishments with 1 to 4 employees	108	X	X	X
	Establishments with 5 to 9 employees	32	X	X	X
	Establishments with 10 to 19 employees	30	X	X	X
	Establishments with 20 to 49 employees	15	X	X	X
	Establishments with 50 to 99 employees	7	X	X	X
	Establishments with 100 to 249 employees	3	X	X	X
	Establishments with 250 to 499 employees	1	X	X	X
	Establishments with 500 to 999 employees	—	X	X	X
	Establishments with 1,000 employees or more	—	X	X	X
54137	Surveying and mapping (except geophysical) services				
	All establishments	25	219	1 958	8 780
	Establishments with 1 to 4 employees	12	X	X	X
	Establishments with 5 to 9 employees	8	X	X	X
	Establishments with 10 to 19 employees	4	X	X	X
	Establishments with 20 to 49 employees	—	X	X	X
	Establishments with 50 to 99 employees	1	X	X	X
	Establishments with 100 to 249 employees	—	X	X	X
	Establishments with 250 to 499 employees	—	X	X	X
	Establishments with 500 to 999 employees	—	X	X	X
	Establishments with 1,000 employees or more	—	X	X	X
541370	Surveying and mapping (except geophysical) services				
	All establishments	25	219	1 958	8 780
	Establishments with 1 to 4 employees	12	X	X	X
	Establishments with 5 to 9 employees	8	X	X	X
	Establishments with 10 to 19 employees	4	X	X	X
	Establishments with 20 to 49 employees	—	X	X	X
	Establishments with 50 to 99 employees	1	X	X	X
	Establishments with 100 to 249 employees	—	X	X	X
	Establishments with 250 to 499 employees	—	X	X	X
	Establishments with 500 to 999 employees	—	X	X	X
	Establishments with 1,000 employees or more	—	X	X	X

See footnotes at end of table.

Table 5. Establishments, Employees, and Payroll by Industry and Employment Size of Establishments by County: 2004—Con.

[Excludes most government employees, railroad employees, and self-employed persons. Size class 1 to 4 employees includes establishments having payroll, but no employees, during mid-March pay period. For meaning of abbreviations and symbols, see introductory text. For explanation of terms, see Appendix A. For statement on reliability, see the note at the end of the table and Appendix C]

NAICS code	Geography, kind of business, and employment size class	Establishments (number)	Paid employees for pay period including March 12 (number)	First-quarter payroll (\$1,000)	Annual payroll (\$1,000)
	BERGEN—Con.				
54	Professional, scientific, and technical services—Con.				
541	Professional, scientific, and technical services—Con.				
5413	Architectural, engineering, and related services—Con.				
54138	Testing laboratories				
	All establishments	17	241	3 182	14 157
	Establishments with 1 to 4 employees	7	X	X	X
	Establishments with 5 to 9 employees	4	X	X	X
	Establishments with 10 to 19 employees	—	X	X	X
	Establishments with 20 to 49 employees	5	X	X	X
	Establishments with 50 to 99 employees	1	X	X	X
	Establishments with 100 to 249 employees	—	X	X	X
	Establishments with 250 to 499 employees	—	X	X	X
	Establishments with 500 to 999 employees	—	X	X	X
	Establishments with 1,000 employees or more	—	X	X	X
541380	Testing laboratories				
	All establishments	17	241	3 182	14 157
	Establishments with 1 to 4 employees	7	X	X	X
	Establishments with 5 to 9 employees	4	X	X	X
	Establishments with 10 to 19 employees	—	X	X	X
	Establishments with 20 to 49 employees	5	X	X	X
	Establishments with 50 to 99 employees	1	X	X	X
	Establishments with 100 to 249 employees	—	X	X	X
	Establishments with 250 to 499 employees	—	X	X	X
	Establishments with 500 to 999 employees	—	X	X	X
	Establishments with 1,000 employees or more	—	X	X	X
5414	Specialized design services				
	All establishments	223	953	7 904	35 695
	Establishments with 1 to 4 employees	182	X	X	X
	Establishments with 5 to 9 employees	23	X	X	X
	Establishments with 10 to 19 employees	11	X	X	X
	Establishments with 20 to 49 employees	5	X	X	X
	Establishments with 50 to 99 employees	—	X	X	X
	Establishments with 100 to 249 employees	2	X	X	X
	Establishments with 250 to 499 employees	—	X	X	X
	Establishments with 500 to 999 employees	—	X	X	X
	Establishments with 1,000 employees or more	—	X	X	X
54141	Interior design services				
	All establishments	85	205	1 303	6 159
	Establishments with 1 to 4 employees	74	X	X	X
	Establishments with 5 to 9 employees	10	X	X	X
	Establishments with 10 to 19 employees	—	X	X	X
	Establishments with 20 to 49 employees	1	X	X	X
	Establishments with 50 to 99 employees	—	X	X	X
	Establishments with 100 to 249 employees	—	X	X	X
	Establishments with 250 to 499 employees	—	X	X	X
	Establishments with 500 to 999 employees	—	X	X	X
	Establishments with 1,000 employees or more	—	X	X	X
541410	Interior design services				
	All establishments	85	205	1 303	6 159
	Establishments with 1 to 4 employees	74	X	X	X
	Establishments with 5 to 9 employees	10	X	X	X
	Establishments with 10 to 19 employees	—	X	X	X
	Establishments with 20 to 49 employees	1	X	X	X
	Establishments with 50 to 99 employees	—	X	X	X
	Establishments with 100 to 249 employees	—	X	X	X
	Establishments with 250 to 499 employees	—	X	X	X
	Establishments with 500 to 999 employees	—	X	X	X
	Establishments with 1,000 employees or more	—	X	X	X
54142	Industrial design services				
	All establishments	16	350	2 590	12 316
	Establishments with 1 to 4 employees	6	X	X	X
	Establishments with 5 to 9 employees	3	X	X	X
	Establishments with 10 to 19 employees	5	X	X	X
	Establishments with 20 to 49 employees	—	X	X	X
	Establishments with 50 to 99 employees	—	X	X	X
	Establishments with 100 to 249 employees	2	X	X	X
	Establishments with 250 to 499 employees	—	X	X	X
	Establishments with 500 to 999 employees	—	X	X	X
	Establishments with 1,000 employees or more	—	X	X	X
541420	Industrial design services				
	All establishments	16	350	2 590	12 316
	Establishments with 1 to 4 employees	6	X	X	X
	Establishments with 5 to 9 employees	3	X	X	X
	Establishments with 10 to 19 employees	5	X	X	X
	Establishments with 20 to 49 employees	—	X	X	X
	Establishments with 50 to 99 employees	—	X	X	X
	Establishments with 100 to 249 employees	2	X	X	X
	Establishments with 250 to 499 employees	—	X	X	X
	Establishments with 500 to 999 employees	—	X	X	X
	Establishments with 1,000 employees or more	—	X	X	X

See footnotes at end of table.

Table 5. Establishments, Employees, and Payroll by Industry and Employment Size of Establishments by County: 2004—Con.

[Excludes most government employees, railroad employees, and self-employed persons. Size class 1 to 4 employees includes establishments having payroll, but no employees, during mid-March pay period. For meaning of abbreviations and symbols, see introductory text. For explanation of terms, see Appendix A. For statement on reliability, see the note at the end of the table and Appendix C]

NAICS code	Geography, kind of business, and employment size class	Establishments (number)	Paid employees for pay period including March 12 (number)	First-quarter payroll (\$1,000)	Annual payroll (\$1,000)
	BERGEN—Con.				
54	Professional, scientific, and technical services—Con.				
541	Professional, scientific, and technical services—Con.				
5414	Specialized design services—Con.				
54143	Graphic design services				
	All establishments	108	382	3 877	16 517
	Establishments with 1 to 4 employees	88	X	X	X
	Establishments with 5 to 9 employees	10	X	X	X
	Establishments with 10 to 19 employees	6	X	X	X
	Establishments with 20 to 49 employees	4	X	X	X
	Establishments with 50 to 99 employees	—	X	X	X
	Establishments with 100 to 249 employees	—	X	X	X
	Establishments with 250 to 499 employees	—	X	X	X
	Establishments with 500 to 999 employees	—	X	X	X
	Establishments with 1,000 employees or more	—	X	X	X
541430	Graphic design services				
	All establishments	108	382	3 877	16 517
	Establishments with 1 to 4 employees	88	X	X	X
	Establishments with 5 to 9 employees	10	X	X	X
	Establishments with 10 to 19 employees	6	X	X	X
	Establishments with 20 to 49 employees	4	X	X	X
	Establishments with 50 to 99 employees	—	X	X	X
	Establishments with 100 to 249 employees	—	X	X	X
	Establishments with 250 to 499 employees	—	X	X	X
	Establishments with 500 to 999 employees	—	X	X	X
	Establishments with 1,000 employees or more	—	X	X	X
5415	Computer systems design and related services				
	All establishments	928	6 498	131 548	521 997
	Establishments with 1 to 4 employees	744	X	X	X
	Establishments with 5 to 9 employees	84	X	X	X
	Establishments with 10 to 19 employees	50	X	X	X
	Establishments with 20 to 49 employees	33	X	X	X
	Establishments with 50 to 99 employees	10	X	X	X
	Establishments with 100 to 249 employees	5	X	X	X
	Establishments with 250 to 499 employees	1	X	X	X
	Establishments with 500 to 999 employees	—	X	X	X
	Establishments with 1,000 employees or more	1	X	X	X
54151	Computer systems design and related services				
	All establishments	928	6 498	131 548	521 997
	Establishments with 1 to 4 employees	744	X	X	X
	Establishments with 5 to 9 employees	84	X	X	X
	Establishments with 10 to 19 employees	50	X	X	X
	Establishments with 20 to 49 employees	33	X	X	X
	Establishments with 50 to 99 employees	10	X	X	X
	Establishments with 100 to 249 employees	5	X	X	X
	Establishments with 250 to 499 employees	1	X	X	X
	Establishments with 500 to 999 employees	—	X	X	X
	Establishments with 1,000 employees or more	1	X	X	X
541511	Custom computer programming services				
	All establishments	436	3 186	70 045	260 438
	Establishments with 1 to 4 employees	352	X	X	X
	Establishments with 5 to 9 employees	46	X	X	X
	Establishments with 10 to 19 employees	20	X	X	X
	Establishments with 20 to 49 employees	14	X	X	X
	Establishments with 50 to 99 employees	2	X	X	X
	Establishments with 100 to 249 employees	1	X	X	X
	Establishments with 250 to 499 employees	—	X	X	X
	Establishments with 500 to 999 employees	—	X	X	X
	Establishments with 1,000 employees or more	1	X	X	X
541512	Computer systems design services				
	All establishments	334	1 803	31 372	135 208
	Establishments with 1 to 4 employees	268	X	X	X
	Establishments with 5 to 9 employees	29	X	X	X
	Establishments with 10 to 19 employees	19	X	X	X
	Establishments with 20 to 49 employees	10	X	X	X
	Establishments with 50 to 99 employees	6	X	X	X
	Establishments with 100 to 249 employees	2	X	X	X
	Establishments with 250 to 499 employees	—	X	X	X
	Establishments with 500 to 999 employees	—	X	X	X
	Establishments with 1,000 employees or more	—	X	X	X
541513	Computer facilities management services				
	All establishments	32	542	13 507	53 180
	Establishments with 1 to 4 employees	21	X	X	X
	Establishments with 5 to 9 employees	2	X	X	X
	Establishments with 10 to 19 employees	5	X	X	X
	Establishments with 20 to 49 employees	3	X	X	X
	Establishments with 50 to 99 employees	—	X	X	X
	Establishments with 100 to 249 employees	—	X	X	X
	Establishments with 250 to 499 employees	1	X	X	X
	Establishments with 500 to 999 employees	—	X	X	X
	Establishments with 1,000 employees or more	—	X	X	X

See footnotes at end of table.

Table 5. Establishments, Employees, and Payroll by Industry and Employment Size of Establishments by County: 2004—Con.

[Excludes most government employees, railroad employees, and self-employed persons. Size class 1 to 4 employees includes establishments having payroll, but no employees, during mid-March pay period. For meaning of abbreviations and symbols, see introductory text. For explanation of terms, see Appendix A. For statement on reliability, see the note at the end of the table and Appendix C]

NAICS code	Geography, kind of business, and employment size class	Establishments (number)	Paid employees for pay period including March 12 (number)	First-quarter payroll (\$1,000)	Annual payroll (\$1,000)
BERGEN—Con.					
54	Professional, scientific, and technical services—Con.				
541	Professional, scientific, and technical services—Con.				
5415	Computer systems design and related services—Con.				
54151	Computer systems design and related services—Con.				
541519	Other computer related services				
	All establishments	126	967	16 624	73 171
	Establishments with 1 to 4 employees	103	X	X	X
	Establishments with 5 to 9 employees	7	X	X	X
	Establishments with 10 to 19 employees	6	X	X	X
	Establishments with 20 to 49 employees	6	X	X	X
	Establishments with 50 to 99 employees	2	X	X	X
	Establishments with 100 to 249 employees	2	X	X	X
	Establishments with 250 to 499 employees	—	X	X	X
	Establishments with 500 to 999 employees	—	X	X	X
	Establishments with 1,000 employees or more	—	X	X	X
5416	Management, scientific, and technical consulting services				
	All establishments	805	4 658	81 409	328 773
	Establishments with 1 to 4 employees	641	X	X	X
	Establishments with 5 to 9 employees	80	X	X	X
	Establishments with 10 to 19 employees	43	X	X	X
	Establishments with 20 to 49 employees	27	X	X	X
	Establishments with 50 to 99 employees	8	X	X	X
	Establishments with 100 to 249 employees	4	X	X	X
	Establishments with 250 to 499 employees	1	X	X	X
	Establishments with 500 to 999 employees	1	X	X	X
	Establishments with 1,000 employees or more	—	X	X	X
54161	Management consulting services				
	All establishments	696	4 209	75 138	300 068
	Establishments with 1 to 4 employees	550	X	X	X
	Establishments with 5 to 9 employees	70	X	X	X
	Establishments with 10 to 19 employees	38	X	X	X
	Establishments with 20 to 49 employees	26	X	X	X
	Establishments with 50 to 99 employees	7	X	X	X
	Establishments with 100 to 249 employees	3	X	X	X
	Establishments with 250 to 499 employees	1	X	X	X
	Establishments with 500 to 999 employees	1	X	X	X
	Establishments with 1,000 employees or more	—	X	X	X
541611	Administrative management and general management consulting services				
	All establishments	294	1 240	26 116	101 860
	Establishments with 1 to 4 employees	244	X	X	X
	Establishments with 5 to 9 employees	25	X	X	X
	Establishments with 10 to 19 employees	10	X	X	X
	Establishments with 20 to 49 employees	11	X	X	X
	Establishments with 50 to 99 employees	3	X	X	X
	Establishments with 100 to 249 employees	1	X	X	X
	Establishments with 250 to 499 employees	—	X	X	X
	Establishments with 500 to 999 employees	—	X	X	X
	Establishments with 1,000 employees or more	—	X	X	X
541612	Human resources and executive search consulting services				
	All establishments	144	1 537	29 844	106 657
	Establishments with 1 to 4 employees	98	X	X	X
	Establishments with 5 to 9 employees	25	X	X	X
	Establishments with 10 to 19 employees	12	X	X	X
	Establishments with 20 to 49 employees	5	X	X	X
	Establishments with 50 to 99 employees	2	X	X	X
	Establishments with 100 to 249 employees	—	X	X	X
	Establishments with 250 to 499 employees	1	X	X	X
	Establishments with 500 to 999 employees	1	X	X	X
	Establishments with 1,000 employees or more	—	X	X	X
541613	Marketing consulting services				
	All establishments	172	667	9 006	38 734
	Establishments with 1 to 4 employees	142	X	X	X
	Establishments with 5 to 9 employees	12	X	X	X
	Establishments with 10 to 19 employees	11	X	X	X
	Establishments with 20 to 49 employees	6	X	X	X
	Establishments with 50 to 99 employees	1	X	X	X
	Establishments with 100 to 249 employees	—	X	X	X
	Establishments with 250 to 499 employees	—	X	X	X
	Establishments with 500 to 999 employees	—	X	X	X
	Establishments with 1,000 employees or more	—	X	X	X
541614	Process, physical distribution, and logistics consulting services				
	All establishments	45	335	3 872	17 154
	Establishments with 1 to 4 employees	29	X	X	X
	Establishments with 5 to 9 employees	8	X	X	X
	Establishments with 10 to 19 employees	5	X	X	X
	Establishments with 20 to 49 employees	2	X	X	X
	Establishments with 50 to 99 employees	—	X	X	X
	Establishments with 100 to 249 employees	1	X	X	X
	Establishments with 250 to 499 employees	—	X	X	X

See footnotes at end of table.

Table 5. Establishments, Employees, and Payroll by Industry and Employment Size of Establishments by County: 2004—Con.

[Excludes most government employees, railroad employees, and self-employed persons. Size class 1 to 4 employees includes establishments having payroll, but no employees, during mid-March pay period. For meaning of abbreviations and symbols, see introductory text. For explanation of terms, see Appendix A. For statement on reliability, see the note at the end of the table and Appendix C]

NAICS code	Geography, kind of business, and employment size class	Establishments (number)	Paid employees for pay period including March 12 (number)	First-quarter payroll (\$1,000)	Annual payroll (\$1,000)
	BERGEN—Con.				
54	Professional, scientific, and technical services—Con.				
541	Professional, scientific, and technical services—Con.				
5416	Management, scientific, and technical consulting services—Con.				
54161	Management consulting services—Con.				
541614	Process, physical distribution, and logistics consulting services—Con.				
	All establishments—Con.				
	Establishments with 500 to 999 employees	—	X	X	X
	Establishments with 1,000 employees or more	—	X	X	X
541618	Other management consulting services				
	All establishments	41	430	6 300	35 663
	Establishments with 1 to 4 employees	37	X	X	X
	Establishments with 5 to 9 employees	—	X	X	X
	Establishments with 10 to 19 employees	—	X	X	X
	Establishments with 20 to 49 employees	2	X	X	X
	Establishments with 50 to 99 employees	1	X	X	X
	Establishments with 100 to 249 employees	1	X	X	X
	Establishments with 250 to 499 employees	—	X	X	X
	Establishments with 500 to 999 employees	—	X	X	X
	Establishments with 1,000 employees or more	—	X	X	X
54162	Environmental consulting services				
	All establishments	28	212	2 599	12 800
	Establishments with 1 to 4 employees	22	X	X	X
	Establishments with 5 to 9 employees	2	X	X	X
	Establishments with 10 to 19 employees	2	X	X	X
	Establishments with 20 to 49 employees	1	X	X	X
	Establishments with 50 to 99 employees	—	X	X	X
	Establishments with 100 to 249 employees	1	X	X	X
	Establishments with 250 to 499 employees	—	X	X	X
	Establishments with 500 to 999 employees	—	X	X	X
	Establishments with 1,000 employees or more	—	X	X	X
541620	Environmental consulting services				
	All establishments	28	212	2 599	12 800
	Establishments with 1 to 4 employees	22	X	X	X
	Establishments with 5 to 9 employees	2	X	X	X
	Establishments with 10 to 19 employees	2	X	X	X
	Establishments with 20 to 49 employees	1	X	X	X
	Establishments with 50 to 99 employees	—	X	X	X
	Establishments with 100 to 249 employees	1	X	X	X
	Establishments with 250 to 499 employees	—	X	X	X
	Establishments with 500 to 999 employees	—	X	X	X
	Establishments with 1,000 employees or more	—	X	X	X
54169	Other scientific and technical consulting services				
	All establishments	81	237	3 672	15 905
	Establishments with 1 to 4 employees	69	X	X	X
	Establishments with 5 to 9 employees	8	X	X	X
	Establishments with 10 to 19 employees	3	X	X	X
	Establishments with 20 to 49 employees	—	X	X	X
	Establishments with 50 to 99 employees	1	X	X	X
	Establishments with 100 to 249 employees	—	X	X	X
	Establishments with 250 to 499 employees	—	X	X	X
	Establishments with 500 to 999 employees	—	X	X	X
	Establishments with 1,000 employees or more	—	X	X	X
541690	Other scientific and technical consulting services				
	All establishments	81	237	3 672	15 905
	Establishments with 1 to 4 employees	69	X	X	X
	Establishments with 5 to 9 employees	8	X	X	X
	Establishments with 10 to 19 employees	3	X	X	X
	Establishments with 20 to 49 employees	—	X	X	X
	Establishments with 50 to 99 employees	1	X	X	X
	Establishments with 100 to 249 employees	—	X	X	X
	Establishments with 250 to 499 employees	—	X	X	X
	Establishments with 500 to 999 employees	—	X	X	X
	Establishments with 1,000 employees or more	—	X	X	X
5417	Scientific research and development services				
	All establishments	81	1 780	44 393	188 998
	Establishments with 1 to 4 employees	38	X	X	X
	Establishments with 5 to 9 employees	10	X	X	X
	Establishments with 10 to 19 employees	13	X	X	X
	Establishments with 20 to 49 employees	11	X	X	X
	Establishments with 50 to 99 employees	5	X	X	X
	Establishments with 100 to 249 employees	3	X	X	X
	Establishments with 250 to 499 employees	1	X	X	X
	Establishments with 500 to 999 employees	—	X	X	X
	Establishments with 1,000 employees or more	—	X	X	X

See footnotes at end of table.

Table 5. Establishments, Employees, and Payroll by Industry and Employment Size of Establishments by County: 2004—Con.

[Excludes most government employees, railroad employees, and self-employed persons. Size class 1 to 4 employees includes establishments having payroll, but no employees, during mid-March pay period. For meaning of abbreviations and symbols, see introductory text. For explanation of terms, see Appendix A. For statement on reliability, see the note at the end of the table and Appendix C]

NAICS code	Geography, kind of business, and employment size class	Establishments (number)	Paid employees for pay period including March 12 (number)	First-quarter payroll (\$1,000)	Annual payroll (\$1,000)
	BERGEN—Con.				
54	Professional, scientific, and technical services—Con.				
541	Professional, scientific, and technical services—Con.				
5417	Scientific research and development services—Con.				
54171	Research and development in the physical, engineering, and life sciences				
	All establishments	77	1 773	44 321	188 446
	Establishments with 1 to 4 employees	34	X	X	X
	Establishments with 5 to 9 employees	10	X	X	X
	Establishments with 10 to 19 employees	13	X	X	X
	Establishments with 20 to 49 employees	11	X	X	X
	Establishments with 50 to 99 employees	5	X	X	X
	Establishments with 100 to 249 employees	3	X	X	X
	Establishments with 250 to 499 employees	1	X	X	X
	Establishments with 500 to 999 employees	—	X	X	X
	Establishments with 1,000 employees or more	—	X	X	X
541710	Research and development in the physical, engineering, and life sciences				
	All establishments	77	1 773	44 321	188 446
	Establishments with 1 to 4 employees	34	X	X	X
	Establishments with 5 to 9 employees	10	X	X	X
	Establishments with 10 to 19 employees	13	X	X	X
	Establishments with 20 to 49 employees	11	X	X	X
	Establishments with 50 to 99 employees	5	X	X	X
	Establishments with 100 to 249 employees	3	X	X	X
	Establishments with 250 to 499 employees	1	X	X	X
	Establishments with 500 to 999 employees	—	X	X	X
	Establishments with 1,000 employees or more	—	X	X	X
5418	Advertising and related services				
	All establishments	279	1 868	23 991	112 587
	Establishments with 1 to 4 employees	186	X	X	X
	Establishments with 5 to 9 employees	44	X	X	X
	Establishments with 10 to 19 employees	27	X	X	X
	Establishments with 20 to 49 employees	18	X	X	X
	Establishments with 50 to 99 employees	3	X	X	X
	Establishments with 100 to 249 employees	1	X	X	X
	Establishments with 250 to 499 employees	—	X	X	X
	Establishments with 500 to 999 employees	—	X	X	X
	Establishments with 1,000 employees or more	—	X	X	X
54181	Advertising agencies				
	All establishments	96	591	8 971	40 654
	Establishments with 1 to 4 employees	66	X	X	X
	Establishments with 5 to 9 employees	16	X	X	X
	Establishments with 10 to 19 employees	7	X	X	X
	Establishments with 20 to 49 employees	6	X	X	X
	Establishments with 50 to 99 employees	1	X	X	X
	Establishments with 100 to 249 employees	—	X	X	X
	Establishments with 250 to 499 employees	—	X	X	X
	Establishments with 500 to 999 employees	—	X	X	X
	Establishments with 1,000 employees or more	—	X	X	X
541810	Advertising agencies				
	All establishments	96	591	8 971	40 654
	Establishments with 1 to 4 employees	66	X	X	X
	Establishments with 5 to 9 employees	16	X	X	X
	Establishments with 10 to 19 employees	7	X	X	X
	Establishments with 20 to 49 employees	6	X	X	X
	Establishments with 50 to 99 employees	1	X	X	X
	Establishments with 100 to 249 employees	—	X	X	X
	Establishments with 250 to 499 employees	—	X	X	X
	Establishments with 500 to 999 employees	—	X	X	X
	Establishments with 1,000 employees or more	—	X	X	X
54182	Public relations agencies				
	All establishments	50	238	3 139	14 477
	Establishments with 1 to 4 employees	36	X	X	X
	Establishments with 5 to 9 employees	5	X	X	X
	Establishments with 10 to 19 employees	7	X	X	X
	Establishments with 20 to 49 employees	2	X	X	X
	Establishments with 50 to 99 employees	—	X	X	X
	Establishments with 100 to 249 employees	—	X	X	X
	Establishments with 250 to 499 employees	—	X	X	X
	Establishments with 500 to 999 employees	—	X	X	X
	Establishments with 1,000 employees or more	—	X	X	X
541820	Public relations agencies				
	All establishments	50	238	3 139	14 477
	Establishments with 1 to 4 employees	36	X	X	X
	Establishments with 5 to 9 employees	5	X	X	X
	Establishments with 10 to 19 employees	7	X	X	X
	Establishments with 20 to 49 employees	2	X	X	X
	Establishments with 50 to 99 employees	—	X	X	X
	Establishments with 100 to 249 employees	—	X	X	X
	Establishments with 250 to 499 employees	—	X	X	X
	Establishments with 500 to 999 employees	—	X	X	X
	Establishments with 1,000 employees or more	—	X	X	X

See footnotes at end of table.

Table 5. Establishments, Employees, and Payroll by Industry and Employment Size of Establishments by County: 2004—Con.

[Excludes most government employees, railroad employees, and self-employed persons. Size class 1 to 4 employees includes establishments having payroll, but no employees, during mid-March pay period. For meaning of abbreviations and symbols, see introductory text. For explanation of terms, see Appendix A. For statement on reliability, see the note at the end of the table and Appendix C]

NAICS code	Geography, kind of business, and employment size class	Establishments (number)	Paid employees for pay period including March 12 (number)	First-quarter payroll (\$1,000)	Annual payroll (\$1,000)
	BERGEN—Con.				
54	Professional, scientific, and technical services—Con.				
541	Professional, scientific, and technical services—Con.				
5418	Advertising and related services—Con.				
54182	Public relations agencies—Con.				
541820	Public relations agencies—Con.				
	All establishments—Con.				
	Establishments with 1,000 employees or more	—	X	X	X
54184	Media representatives				
	All establishments	20	145	2 379	14 710
	Establishments with 1 to 4 employees	12	X	X	X
	Establishments with 5 to 9 employees	4	X	X	X
	Establishments with 10 to 19 employees	2	X	X	X
	Establishments with 20 to 49 employees	2	X	X	X
	Establishments with 50 to 99 employees	—	X	X	X
	Establishments with 100 to 249 employees	—	X	X	X
	Establishments with 250 to 499 employees	—	X	X	X
	Establishments with 500 to 999 employees	—	X	X	X
	Establishments with 1,000 employees or more	—	X	X	X
541840	Media representatives				
	All establishments	20	145	2 379	14 710
	Establishments with 1 to 4 employees	12	X	X	X
	Establishments with 5 to 9 employees	4	X	X	X
	Establishments with 10 to 19 employees	2	X	X	X
	Establishments with 20 to 49 employees	2	X	X	X
	Establishments with 50 to 99 employees	—	X	X	X
	Establishments with 100 to 249 employees	—	X	X	X
	Establishments with 250 to 499 employees	—	X	X	X
	Establishments with 500 to 999 employees	—	X	X	X
	Establishments with 1,000 employees or more	—	X	X	X
54185	Display advertising				
	All establishments	16	136	2 351	10 339
	Establishments with 1 to 4 employees	11	X	X	X
	Establishments with 5 to 9 employees	1	X	X	X
	Establishments with 10 to 19 employees	2	X	X	X
	Establishments with 20 to 49 employees	1	X	X	X
	Establishments with 50 to 99 employees	1	X	X	X
	Establishments with 100 to 249 employees	—	X	X	X
	Establishments with 250 to 499 employees	—	X	X	X
	Establishments with 500 to 999 employees	—	X	X	X
	Establishments with 1,000 employees or more	—	X	X	X
541850	Display advertising				
	All establishments	16	136	2 351	10 339
	Establishments with 1 to 4 employees	11	X	X	X
	Establishments with 5 to 9 employees	1	X	X	X
	Establishments with 10 to 19 employees	2	X	X	X
	Establishments with 20 to 49 employees	1	X	X	X
	Establishments with 50 to 99 employees	1	X	X	X
	Establishments with 100 to 249 employees	—	X	X	X
	Establishments with 250 to 499 employees	—	X	X	X
	Establishments with 500 to 999 employees	—	X	X	X
	Establishments with 1,000 employees or more	—	X	X	X
54186	Direct mail advertising				
	All establishments	38	482	3 235	13 745
	Establishments with 1 to 4 employees	22	X	X	X
	Establishments with 5 to 9 employees	5	X	X	X
	Establishments with 10 to 19 employees	4	X	X	X
	Establishments with 20 to 49 employees	5	X	X	X
	Establishments with 50 to 99 employees	1	X	X	X
	Establishments with 100 to 249 employees	1	X	X	X
	Establishments with 250 to 499 employees	—	X	X	X
	Establishments with 500 to 999 employees	—	X	X	X
	Establishments with 1,000 employees or more	—	X	X	X
541860	Direct mail advertising				
	All establishments	38	482	3 235	13 745
	Establishments with 1 to 4 employees	22	X	X	X
	Establishments with 5 to 9 employees	5	X	X	X
	Establishments with 10 to 19 employees	4	X	X	X
	Establishments with 20 to 49 employees	5	X	X	X
	Establishments with 50 to 99 employees	1	X	X	X
	Establishments with 100 to 249 employees	1	X	X	X
	Establishments with 250 to 499 employees	—	X	X	X
	Establishments with 500 to 999 employees	—	X	X	X
	Establishments with 1,000 employees or more	—	X	X	X

See footnotes at end of table.

Table 5. Establishments, Employees, and Payroll by Industry and Employment Size of Establishments by County: 2004—Con.

[Excludes most government employees, railroad employees, and self-employed persons. Size class 1 to 4 employees includes establishments having payroll, but no employees, during mid-March pay period. For meaning of abbreviations and symbols, see introductory text. For explanation of terms, see Appendix A. For statement on reliability, see the note at the end of the table and Appendix C]

NAICS code	Geography, kind of business, and employment size class	Establishments (number)	Paid employees for pay period including March 12 (number)	First-quarter payroll (\$1,000)	Annual payroll (\$1,000)
	BERGEN—Con.				
54	Professional, scientific, and technical services—Con.				
541	Professional, scientific, and technical services—Con.				
5418	Advertising and related services—Con.				
54189	Other services related to advertising				
	All establishments	45	178	1 921	8 673
	Establishments with 1 to 4 employees	31	X	X	X
	Establishments with 5 to 9 employees	10	X	X	X
	Establishments with 10 to 19 employees	3	X	X	X
	Establishments with 20 to 49 employees	1	X	X	X
	Establishments with 50 to 99 employees	—	X	X	X
	Establishments with 100 to 249 employees	—	X	X	X
	Establishments with 250 to 499 employees	—	X	X	X
	Establishments with 500 to 999 employees	—	X	X	X
	Establishments with 1,000 employees or more	—	X	X	X
541890	Other services related to advertising				
	All establishments	45	178	1 921	8 673
	Establishments with 1 to 4 employees	31	X	X	X
	Establishments with 5 to 9 employees	10	X	X	X
	Establishments with 10 to 19 employees	3	X	X	X
	Establishments with 20 to 49 employees	1	X	X	X
	Establishments with 50 to 99 employees	—	X	X	X
	Establishments with 100 to 249 employees	—	X	X	X
	Establishments with 250 to 499 employees	—	X	X	X
	Establishments with 500 to 999 employees	—	X	X	X
	Establishments with 1,000 employees or more	—	X	X	X
5419	Other professional, scientific, and technical services				
	All establishments	323	2 520	26 207	114 190
	Establishments with 1 to 4 employees	219	X	X	X
	Establishments with 5 to 9 employees	48	X	X	X
	Establishments with 10 to 19 employees	26	X	X	X
	Establishments with 20 to 49 employees	22	X	X	X
	Establishments with 50 to 99 employees	5	X	X	X
	Establishments with 100 to 249 employees	3	X	X	X
	Establishments with 250 to 499 employees	—	X	X	X
	Establishments with 500 to 999 employees	—	X	X	X
	Establishments with 1,000 employees or more	—	X	X	X
54191	Marketing research and public opinion polling				
	All establishments	68	1 023	12 132	48 577
	Establishments with 1 to 4 employees	33	X	X	X
	Establishments with 5 to 9 employees	12	X	X	X
	Establishments with 10 to 19 employees	7	X	X	X
	Establishments with 20 to 49 employees	12	X	X	X
	Establishments with 50 to 99 employees	2	X	X	X
	Establishments with 100 to 249 employees	2	X	X	X
	Establishments with 250 to 499 employees	—	X	X	X
	Establishments with 500 to 999 employees	—	X	X	X
	Establishments with 1,000 employees or more	—	X	X	X
541910	Marketing research and public opinion polling				
	All establishments	68	1 023	12 132	48 577
	Establishments with 1 to 4 employees	33	X	X	X
	Establishments with 5 to 9 employees	12	X	X	X
	Establishments with 10 to 19 employees	7	X	X	X
	Establishments with 20 to 49 employees	12	X	X	X
	Establishments with 50 to 99 employees	2	X	X	X
	Establishments with 100 to 249 employees	2	X	X	X
	Establishments with 250 to 499 employees	—	X	X	X
	Establishments with 500 to 999 employees	—	X	X	X
	Establishments with 1,000 employees or more	—	X	X	X
54192	Photographic services				
	All establishments	63	194	1 293	5 954
	Establishments with 1 to 4 employees	48	X	X	X
	Establishments with 5 to 9 employees	10	X	X	X
	Establishments with 10 to 19 employees	5	X	X	X
	Establishments with 20 to 49 employees	—	X	X	X
	Establishments with 50 to 99 employees	—	X	X	X
	Establishments with 100 to 249 employees	—	X	X	X
	Establishments with 250 to 499 employees	—	X	X	X
	Establishments with 500 to 999 employees	—	X	X	X
	Establishments with 1,000 employees or more	—	X	X	X
541921	Photography studios, portrait				
	All establishments	48	161	867	4 117
	Establishments with 1 to 4 employees	34	X	X	X
	Establishments with 5 to 9 employees	10	X	X	X
	Establishments with 10 to 19 employees	4	X	X	X
	Establishments with 20 to 49 employees	—	X	X	X
	Establishments with 50 to 99 employees	—	X	X	X
	Establishments with 100 to 249 employees	—	X	X	X
	Establishments with 250 to 499 employees	—	X	X	X
	Establishments with 500 to 999 employees	—	X	X	X
	Establishments with 1,000 employees or more	—	X	X	X

See footnotes at end of table.

Table 5. Establishments, Employees, and Payroll by Industry and Employment Size of Establishments by County: 2004—Con.

[Excludes most government employees, railroad employees, and self-employed persons. Size class 1 to 4 employees includes establishments having payroll, but no employees, during mid-March pay period. For meaning of abbreviations and symbols, see introductory text. For explanation of terms, see Appendix A. For statement on reliability, see the note at the end of the table and Appendix C]

NAICS code	Geography, kind of business, and employment size class	Establishments (number)	Paid employees for pay period including March 12 (number)	First-quarter payroll (\$1,000)	Annual payroll (\$1,000)
	BERGEN—Con.				
54	Professional, scientific, and technical services—Con.				
541	Professional, scientific, and technical services—Con.				
5419	Other professional, scientific, and technical services—Con.				
54194	Veterinary services				
	All establishments	55	763	6 248	27 295
	Establishments with 1 to 4 employees	16	X	X	X
	Establishments with 5 to 9 employees	21	X	X	X
	Establishments with 10 to 19 employees	9	X	X	X
	Establishments with 20 to 49 employees	7	X	X	X
	Establishments with 50 to 99 employees	1	X	X	X
	Establishments with 100 to 249 employees	1	X	X	X
	Establishments with 250 to 499 employees	—	X	X	X
	Establishments with 500 to 999 employees	—	X	X	X
	Establishments with 1,000 employees or more	—	X	X	X
541940	Veterinary services				
	All establishments	55	763	6 248	27 295
	Establishments with 1 to 4 employees	16	X	X	X
	Establishments with 5 to 9 employees	21	X	X	X
	Establishments with 10 to 19 employees	9	X	X	X
	Establishments with 20 to 49 employees	7	X	X	X
	Establishments with 50 to 99 employees	1	X	X	X
	Establishments with 100 to 249 employees	1	X	X	X
	Establishments with 250 to 499 employees	—	X	X	X
	Establishments with 500 to 999 employees	—	X	X	X
	Establishments with 1,000 employees or more	—	X	X	X
54199	All other professional, scientific, and technical services				
	All establishments	129	527	6 468	32 129
	Establishments with 1 to 4 employees	114	X	X	X
	Establishments with 5 to 9 employees	5	X	X	X
	Establishments with 10 to 19 employees	5	X	X	X
	Establishments with 20 to 49 employees	3	X	X	X
	Establishments with 50 to 99 employees	2	X	X	X
	Establishments with 100 to 249 employees	—	X	X	X
	Establishments with 250 to 499 employees	—	X	X	X
	Establishments with 500 to 999 employees	—	X	X	X
	Establishments with 1,000 employees or more	—	X	X	X
541990	All other professional, scientific, and technical services				
	All establishments	129	527	6 468	32 129
	Establishments with 1 to 4 employees	114	X	X	X
	Establishments with 5 to 9 employees	5	X	X	X
	Establishments with 10 to 19 employees	5	X	X	X
	Establishments with 20 to 49 employees	3	X	X	X
	Establishments with 50 to 99 employees	2	X	X	X
	Establishments with 100 to 249 employees	—	X	X	X
	Establishments with 250 to 499 employees	—	X	X	X
	Establishments with 500 to 999 employees	—	X	X	X
	Establishments with 1,000 employees or more	—	X	X	X
55	Management of companies and enterprises				
	All establishments	260	25 431	701 008	2 565 672
	Establishments with 1 to 4 employees	75	X	X	X
	Establishments with 5 to 9 employees	35	X	X	X
	Establishments with 10 to 19 employees	32	X	X	X
	Establishments with 20 to 49 employees	38	X	X	X
	Establishments with 50 to 99 employees	26	X	X	X
	Establishments with 100 to 249 employees	31	X	X	X
	Establishments with 250 to 499 employees	13	X	X	X
	Establishments with 500 to 999 employees	7	X	X	X
	Establishments with 1,000 employees or more	3	X	X	X
551	Management of companies and enterprises				
	All establishments	260	25 431	701 008	2 565 672
	Establishments with 1 to 4 employees	75	X	X	X
	Establishments with 5 to 9 employees	35	X	X	X
	Establishments with 10 to 19 employees	32	X	X	X
	Establishments with 20 to 49 employees	38	X	X	X
	Establishments with 50 to 99 employees	26	X	X	X
	Establishments with 100 to 249 employees	31	X	X	X
	Establishments with 250 to 499 employees	13	X	X	X
	Establishments with 500 to 999 employees	7	X	X	X
	Establishments with 1,000 employees or more	3	X	X	X
5511	Management of companies and enterprises				
	All establishments	260	25 431	701 008	2 565 672
	Establishments with 1 to 4 employees	75	X	X	X
	Establishments with 5 to 9 employees	35	X	X	X
	Establishments with 10 to 19 employees	32	X	X	X
	Establishments with 20 to 49 employees	38	X	X	X
	Establishments with 50 to 99 employees	26	X	X	X
	Establishments with 100 to 249 employees	31	X	X	X
	Establishments with 250 to 499 employees	13	X	X	X
	Establishments with 500 to 999 employees	7	X	X	X
	Establishments with 1,000 employees or more	3	X	X	X

See footnotes at end of table.

Table 5. Establishments, Employees, and Payroll by Industry and Employment Size of Establishments by County: 2004—Con.

[Excludes most government employees, railroad employees, and self-employed persons. Size class 1 to 4 employees includes establishments having payroll, but no employees, during mid-March pay period. For meaning of abbreviations and symbols, see introductory text. For explanation of terms, see Appendix A. For statement on reliability, see the note at the end of the table and Appendix C]

NAICS code	Geography, kind of business, and employment size class	Establishments (number)	Paid employees for pay period including March 12 (number)	First-quarter payroll (\$1,000)	Annual payroll (\$1,000)
	BERGEN—Con.				
55	Management of companies and enterprises—Con.				
551	Management of companies and enterprises—Con.				
5511	Management of companies and enterprises—Con.				
55111	Management of companies and enterprises				
	All establishments	260	25 431	701 008	2 565 672
	Establishments with 1 to 4 employees	75	X	X	X
	Establishments with 5 to 9 employees	35	X	X	X
	Establishments with 10 to 19 employees	32	X	X	X
	Establishments with 20 to 49 employees	38	X	X	X
	Establishments with 50 to 99 employees	26	X	X	X
	Establishments with 100 to 249 employees	31	X	X	X
	Establishments with 250 to 499 employees	13	X	X	X
	Establishments with 500 to 999 employees	7	X	X	X
	Establishments with 1,000 employees or more	3	X	X	X
55112	Offices of other holding companies				
	All establishments	43	1 288	56 769	155 434
	Establishments with 1 to 4 employees	25	X	X	X
	Establishments with 5 to 9 employees	6	X	X	X
	Establishments with 10 to 19 employees	6	X	X	X
	Establishments with 20 to 49 employees	3	X	X	X
	Establishments with 50 to 99 employees	1	X	X	X
	Establishments with 100 to 249 employees	1	X	X	X
	Establishments with 250 to 499 employees	1	X	X	X
	Establishments with 500 to 999 employees	1	X	X	X
	Establishments with 1,000 employees or more	—	X	X	X
55114	Corporate, subsidiary, and regional managing offices				
	All establishments	214	24 140	644 228	2 410 172
	Establishments with 1 to 4 employees	47	X	X	X
	Establishments with 5 to 9 employees	30	X	X	X
	Establishments with 10 to 19 employees	26	X	X	X
	Establishments with 20 to 49 employees	35	X	X	X
	Establishments with 50 to 99 employees	25	X	X	X
	Establishments with 100 to 249 employees	30	X	X	X
	Establishments with 250 to 499 employees	12	X	X	X
	Establishments with 500 to 999 employees	6	X	X	X
	Establishments with 1,000 employees or more	3	X	X	X
56	Administrative and support and waste management and remediation services				
	All establishments	1 919	46 819	367 216	1 560 305
	Establishments with 1 to 4 employees	1 214	X	X	X
	Establishments with 5 to 9 employees	252	X	X	X
	Establishments with 10 to 19 employees	173	X	X	X
	Establishments with 20 to 49 employees	144	X	X	X
	Establishments with 50 to 99 employees	62	X	X	X
	Establishments with 100 to 249 employees	45	X	X	X
	Establishments with 250 to 499 employees	19	X	X	X
	Establishments with 500 to 999 employees	5	X	X	X
	Establishments with 1,000 employees or more	5	X	X	X
561	Administrative and support services				
	All establishments	1 846	45 622	353 111	1 500 646
	Establishments with 1 to 4 employees	1 181	X	X	X
	Establishments with 5 to 9 employees	236	X	X	X
	Establishments with 10 to 19 employees	167	X	X	X
	Establishments with 20 to 49 employees	130	X	X	X
	Establishments with 50 to 99 employees	60	X	X	X
	Establishments with 100 to 249 employees	44	X	X	X
	Establishments with 250 to 499 employees	18	X	X	X
	Establishments with 500 to 999 employees	5	X	X	X
	Establishments with 1,000 employees or more	5	X	X	X
5611	Office administrative services				
	All establishments	138	4 785	71 225	283 500
	Establishments with 1 to 4 employees	83	X	X	X
	Establishments with 5 to 9 employees	19	X	X	X
	Establishments with 10 to 19 employees	7	X	X	X
	Establishments with 20 to 49 employees	16	X	X	X
	Establishments with 50 to 99 employees	8	X	X	X
	Establishments with 100 to 249 employees	1	X	X	X
	Establishments with 250 to 499 employees	2	X	X	X
	Establishments with 500 to 999 employees	1	X	X	X
	Establishments with 1,000 employees or more	1	X	X	X
56111	Office administrative services				
	All establishments	138	4 785	71 225	283 500
	Establishments with 1 to 4 employees	83	X	X	X
	Establishments with 5 to 9 employees	19	X	X	X
	Establishments with 10 to 19 employees	7	X	X	X
	Establishments with 20 to 49 employees	16	X	X	X
	Establishments with 50 to 99 employees	8	X	X	X
	Establishments with 100 to 249 employees	1	X	X	X
	Establishments with 250 to 499 employees	2	X	X	X
	Establishments with 500 to 999 employees	1	X	X	X
	Establishments with 1,000 employees or more	1	X	X	X

See footnotes at end of table.

Table 5. Establishments, Employees, and Payroll by Industry and Employment Size of Establishments by County: 2004—Con.

[Excludes most government employees, railroad employees, and self-employed persons. Size class 1 to 4 employees includes establishments having payroll, but no employees, during mid-March pay period. For meaning of abbreviations and symbols, see introductory text. For explanation of terms, see Appendix A. For statement on reliability, see the note at the end of the table and Appendix C]

NAICS code	Geography, kind of business, and employment size class	Establishments (number)	Paid employees for pay period including March 12 (number)	First-quarter payroll (\$1,000)	Annual payroll (\$1,000)
56	BERGEN—Con.				
	Administrative and support and waste management and remediation services—Con.				
561	Administrative and support services—Con.				
5611	Office administrative services—Con.				
56111	Office administrative services—Con.				
561110	Office administrative services				
	All establishments	138	4 785	71 225	283 500
	Establishments with 1 to 4 employees	83	X	X	X
	Establishments with 5 to 9 employees	19	X	X	X
	Establishments with 10 to 19 employees	7	X	X	X
	Establishments with 20 to 49 employees	16	X	X	X
	Establishments with 50 to 99 employees	8	X	X	X
	Establishments with 100 to 249 employees	1	X	X	X
	Establishments with 250 to 499 employees	2	X	X	X
	Establishments with 500 to 999 employees	1	X	X	X
	Establishments with 1,000 employees or more	1	X	X	X
5612	Facilities support services				
	All establishments	17	525	4 200	17 909
	Establishments with 1 to 4 employees	7	X	X	X
	Establishments with 5 to 9 employees	2	X	X	X
	Establishments with 10 to 19 employees	2	X	X	X
	Establishments with 20 to 49 employees	3	X	X	X
	Establishments with 50 to 99 employees	2	X	X	X
	Establishments with 100 to 249 employees	—	X	X	X
	Establishments with 250 to 499 employees	1	X	X	X
	Establishments with 500 to 999 employees	—	X	X	X
	Establishments with 1,000 employees or more	—	X	X	X
56121	Facilities support services				
	All establishments	17	525	4 200	17 909
	Establishments with 1 to 4 employees	7	X	X	X
	Establishments with 5 to 9 employees	2	X	X	X
	Establishments with 10 to 19 employees	2	X	X	X
	Establishments with 20 to 49 employees	3	X	X	X
	Establishments with 50 to 99 employees	2	X	X	X
	Establishments with 100 to 249 employees	—	X	X	X
	Establishments with 250 to 499 employees	1	X	X	X
	Establishments with 500 to 999 employees	—	X	X	X
	Establishments with 1,000 employees or more	—	X	X	X
561210	Facilities support services				
	All establishments	17	525	4 200	17 909
	Establishments with 1 to 4 employees	7	X	X	X
	Establishments with 5 to 9 employees	2	X	X	X
	Establishments with 10 to 19 employees	2	X	X	X
	Establishments with 20 to 49 employees	3	X	X	X
	Establishments with 50 to 99 employees	2	X	X	X
	Establishments with 100 to 249 employees	—	X	X	X
	Establishments with 250 to 499 employees	1	X	X	X
	Establishments with 500 to 999 employees	—	X	X	X
	Establishments with 1,000 employees or more	—	X	X	X
5613	Employment services				
	All establishments	195	16 505	115 080	491 631
	Establishments with 1 to 4 employees	71	X	X	X
	Establishments with 5 to 9 employees	25	X	X	X
	Establishments with 10 to 19 employees	20	X	X	X
	Establishments with 20 to 49 employees	29	X	X	X
	Establishments with 50 to 99 employees	22	X	X	X
	Establishments with 100 to 249 employees	19	X	X	X
	Establishments with 250 to 499 employees	6	X	X	X
	Establishments with 500 to 999 employees	2	X	X	X
	Establishments with 1,000 employees or more	1	X	X	X
56131	Employment placement agencies				
	All establishments	63	403	3 137	14 581
	Establishments with 1 to 4 employees	41	X	X	X
	Establishments with 5 to 9 employees	11	X	X	X
	Establishments with 10 to 19 employees	7	X	X	X
	Establishments with 20 to 49 employees	3	X	X	X
	Establishments with 50 to 99 employees	1	X	X	X
	Establishments with 100 to 249 employees	—	X	X	X
	Establishments with 250 to 499 employees	—	X	X	X
	Establishments with 500 to 999 employees	—	X	X	X
	Establishments with 1,000 employees or more	—	X	X	X
561310	Employment placement agencies				
	All establishments	63	403	3 137	14 581
	Establishments with 1 to 4 employees	41	X	X	X
	Establishments with 5 to 9 employees	11	X	X	X
	Establishments with 10 to 19 employees	7	X	X	X
	Establishments with 20 to 49 employees	3	X	X	X
	Establishments with 50 to 99 employees	1	X	X	X
	Establishments with 100 to 249 employees	—	X	X	X
	Establishments with 250 to 499 employees	—	X	X	X

See footnotes at end of table.

Table 5. Establishments, Employees, and Payroll by Industry and Employment Size of Establishments by County: 2004—Con.

[Excludes most government employees, railroad employees, and self-employed persons. Size class 1 to 4 employees includes establishments having payroll, but no employees, during mid-March pay period. For meaning of abbreviations and symbols, see introductory text. For explanation of terms, see Appendix A. For statement on reliability, see the note at the end of the table and Appendix C]

NAICS code	Geography, kind of business, and employment size class	Establishments (number)	Paid employees for pay period including March 12 (number)	First-quarter payroll (\$1,000)	Annual payroll (\$1,000)
56	BERGEN—Con.				
	Administrative and support and waste management and remediation services—Con.				
561	Administrative and support services—Con.				
5613	Employment services—Con.				
56131	Employment placement agencies—Con.				
561310	Employment placement agencies—Con.				
	All establishments—Con.				
	Establishments with 500 to 999 employees	—	X	X	X
	Establishments with 1,000 employees or more	—	X	X	X
56132	Temporary help services				
	All establishments	119	14 475	99 695	420 421
	Establishments with 1 to 4 employees	26	X	X	X
	Establishments with 5 to 9 employees	13	X	X	X
	Establishments with 10 to 19 employees	12	X	X	X
	Establishments with 20 to 49 employees	23	X	X	X
	Establishments with 50 to 99 employees	21	X	X	X
	Establishments with 100 to 249 employees	17	X	X	X
	Establishments with 250 to 499 employees	5	X	X	X
	Establishments with 500 to 999 employees	1	X	X	X
	Establishments with 1,000 employees or more	1	X	X	X
561320	Temporary help services				
	All establishments	119	14 475	99 695	420 421
	Establishments with 1 to 4 employees	26	X	X	X
	Establishments with 5 to 9 employees	13	X	X	X
	Establishments with 10 to 19 employees	12	X	X	X
	Establishments with 20 to 49 employees	23	X	X	X
	Establishments with 50 to 99 employees	21	X	X	X
	Establishments with 100 to 249 employees	17	X	X	X
	Establishments with 250 to 499 employees	5	X	X	X
	Establishments with 500 to 999 employees	1	X	X	X
	Establishments with 1,000 employees or more	1	X	X	X
56133	Professional employer organizations				
	All establishments	13	1 627	12 248	56 629
	Establishments with 1 to 4 employees	4	X	X	X
	Establishments with 5 to 9 employees	1	X	X	X
	Establishments with 10 to 19 employees	1	X	X	X
	Establishments with 20 to 49 employees	3	X	X	X
	Establishments with 50 to 99 employees	—	X	X	X
	Establishments with 100 to 249 employees	2	X	X	X
	Establishments with 250 to 499 employees	1	X	X	X
	Establishments with 500 to 999 employees	1	X	X	X
	Establishments with 1,000 employees or more	—	X	X	X
561330	Professional employer organizations				
	All establishments	13	1 627	12 248	56 629
	Establishments with 1 to 4 employees	4	X	X	X
	Establishments with 5 to 9 employees	1	X	X	X
	Establishments with 10 to 19 employees	1	X	X	X
	Establishments with 20 to 49 employees	3	X	X	X
	Establishments with 50 to 99 employees	—	X	X	X
	Establishments with 100 to 249 employees	2	X	X	X
	Establishments with 250 to 499 employees	1	X	X	X
	Establishments with 500 to 999 employees	1	X	X	X
	Establishments with 1,000 employees or more	—	X	X	X
5614	Business support services				
	All establishments	161	2 392	20 569	87 277
	Establishments with 1 to 4 employees	96	X	X	X
	Establishments with 5 to 9 employees	25	X	X	X
	Establishments with 10 to 19 employees	20	X	X	X
	Establishments with 20 to 49 employees	11	X	X	X
	Establishments with 50 to 99 employees	2	X	X	X
	Establishments with 100 to 249 employees	5	X	X	X
	Establishments with 250 to 499 employees	2	X	X	X
	Establishments with 500 to 999 employees	—	X	X	X
	Establishments with 1,000 employees or more	—	X	X	X
56141	Document preparation services				
	All establishments	23	155	1 124	5 490
	Establishments with 1 to 4 employees	19	X	X	X
	Establishments with 5 to 9 employees	—	X	X	X
	Establishments with 10 to 19 employees	2	X	X	X
	Establishments with 20 to 49 employees	1	X	X	X
	Establishments with 50 to 99 employees	1	X	X	X
	Establishments with 100 to 249 employees	—	X	X	X
	Establishments with 250 to 499 employees	—	X	X	X
	Establishments with 500 to 999 employees	—	X	X	X
	Establishments with 1,000 employees or more	—	X	X	X

See footnotes at end of table.

Table 5. Establishments, Employees, and Payroll by Industry and Employment Size of Establishments by County: 2004—Con.

[Excludes most government employees, railroad employees, and self-employed persons. Size class 1 to 4 employees includes establishments having payroll, but no employees, during mid-March pay period. For meaning of abbreviations and symbols, see introductory text. For explanation of terms, see Appendix A. For statement on reliability, see the note at the end of the table and Appendix C]

NAICS code	Geography, kind of business, and employment size class	Establishments (number)	Paid employees for pay period including March 12 (number)	First-quarter payroll (\$1,000)	Annual payroll (\$1,000)
56	BERGEN—Con.				
	Administrative and support and waste management and remediation services—Con.				
561	Administrative and support services—Con.				
5614	Business support services—Con.				
56141	Document preparation services—Con.				
561410	Document preparation services				
	All establishments	23	155	1 124	5 490
	Establishments with 1 to 4 employees	19	X	X	X
	Establishments with 5 to 9 employees	—	X	X	X
	Establishments with 10 to 19 employees	2	X	X	X
	Establishments with 20 to 49 employees	1	X	X	X
	Establishments with 50 to 99 employees	1	X	X	X
	Establishments with 100 to 249 employees	—	X	X	X
	Establishments with 250 to 499 employees	—	X	X	X
	Establishments with 500 to 999 employees	—	X	X	X
	Establishments with 1,000 employees or more	—	X	X	X
56142	Telephone call centers				
	All establishments	33	871	5 500	22 761
	Establishments with 1 to 4 employees	19	X	X	X
	Establishments with 5 to 9 employees	5	X	X	X
	Establishments with 10 to 19 employees	4	X	X	X
	Establishments with 20 to 49 employees	2	X	X	X
	Establishments with 50 to 99 employees	—	X	X	X
	Establishments with 100 to 249 employees	1	X	X	X
	Establishments with 250 to 499 employees	2	X	X	X
	Establishments with 500 to 999 employees	—	X	X	X
	Establishments with 1,000 employees or more	—	X	X	X
561422	Telemarketing bureaus				
	All establishments	18	793	4 966	20 711
	Establishments with 1 to 4 employees	11	X	X	X
	Establishments with 5 to 9 employees	1	X	X	X
	Establishments with 10 to 19 employees	1	X	X	X
	Establishments with 20 to 49 employees	2	X	X	X
	Establishments with 50 to 99 employees	—	X	X	X
	Establishments with 100 to 249 employees	1	X	X	X
	Establishments with 250 to 499 employees	2	X	X	X
	Establishments with 500 to 999 employees	—	X	X	X
	Establishments with 1,000 employees or more	—	X	X	X
56143	Business service centers				
	All establishments	30	e	D	D
	Establishments with 1 to 4 employees	17	X	X	X
	Establishments with 5 to 9 employees	7	X	X	X
	Establishments with 10 to 19 employees	4	X	X	X
	Establishments with 20 to 49 employees	1	X	X	X
	Establishments with 50 to 99 employees	—	X	X	X
	Establishments with 100 to 249 employees	1	X	X	X
	Establishments with 250 to 499 employees	—	X	X	X
	Establishments with 500 to 999 employees	—	X	X	X
	Establishments with 1,000 employees or more	—	X	X	X
561439	Other business service centers (including copy shops)				
	All establishments	17	264	1 878	7 126
	Establishments with 1 to 4 employees	6	X	X	X
	Establishments with 5 to 9 employees	5	X	X	X
	Establishments with 10 to 19 employees	4	X	X	X
	Establishments with 20 to 49 employees	1	X	X	X
	Establishments with 50 to 99 employees	—	X	X	X
	Establishments with 100 to 249 employees	1	X	X	X
	Establishments with 250 to 499 employees	—	X	X	X
	Establishments with 500 to 999 employees	—	X	X	X
	Establishments with 1,000 employees or more	—	X	X	X
56144	Collection agencies				
	All establishments	36	544	5 143	22 439
	Establishments with 1 to 4 employees	17	X	X	X
	Establishments with 5 to 9 employees	8	X	X	X
	Establishments with 10 to 19 employees	7	X	X	X
	Establishments with 20 to 49 employees	2	X	X	X
	Establishments with 50 to 99 employees	1	X	X	X
	Establishments with 100 to 249 employees	1	X	X	X
	Establishments with 250 to 499 employees	—	X	X	X
	Establishments with 500 to 999 employees	—	X	X	X
	Establishments with 1,000 employees or more	—	X	X	X
561440	Collection agencies				
	All establishments	36	544	5 143	22 439
	Establishments with 1 to 4 employees	17	X	X	X
	Establishments with 5 to 9 employees	8	X	X	X
	Establishments with 10 to 19 employees	7	X	X	X
	Establishments with 20 to 49 employees	2	X	X	X
	Establishments with 50 to 99 employees	1	X	X	X
	Establishments with 100 to 249 employees	1	X	X	X
	Establishments with 250 to 499 employees	—	X	X	X

See footnotes at end of table.

Table 5. Establishments, Employees, and Payroll by Industry and Employment Size of Establishments by County: 2004—Con.

[Excludes most government employees, railroad employees, and self-employed persons. Size class 1 to 4 employees includes establishments having payroll, but no employees, during mid-March pay period. For meaning of abbreviations and symbols, see introductory text. For explanation of terms, see Appendix A. For statement on reliability, see the note at the end of the table and Appendix C]

NAICS code	Geography, kind of business, and employment size class	Establishments (number)	Paid employees for pay period including March 12 (number)	First-quarter payroll (\$1,000)	Annual payroll (\$1,000)
56	BERGEN—Con.				
	Administrative and support and waste management and remediation services—Con.				
561	Administrative and support services—Con.				
5614	Business support services—Con.				
56144	Collection agencies—Con.				
561440	Collection agencies—Con.				
	All establishments—Con.				
	Establishments with 500 to 999 employees	—	X	X	X
	Establishments with 1,000 employees or more	—	X	X	X
56149	Other business support services				
	All establishments	34	449	5 407	24 881
	Establishments with 1 to 4 employees	23	X	X	X
	Establishments with 5 to 9 employees	5	X	X	X
	Establishments with 10 to 19 employees	2	X	X	X
	Establishments with 20 to 49 employees	2	X	X	X
	Establishments with 50 to 99 employees	—	X	X	X
	Establishments with 100 to 249 employees	2	X	X	X
	Establishments with 250 to 499 employees	—	X	X	X
	Establishments with 500 to 999 employees	—	X	X	X
	Establishments with 1,000 employees or more	—	X	X	X
561499	All other business support services				
	All establishments	20	402	4 957	23 325
	Establishments with 1 to 4 employees	12	X	X	X
	Establishments with 5 to 9 employees	3	X	X	X
	Establishments with 10 to 19 employees	1	X	X	X
	Establishments with 20 to 49 employees	2	X	X	X
	Establishments with 50 to 99 employees	—	X	X	X
	Establishments with 100 to 249 employees	2	X	X	X
	Establishments with 250 to 499 employees	—	X	X	X
	Establishments with 500 to 999 employees	—	X	X	X
	Establishments with 1,000 employees or more	—	X	X	X
5615	Travel arrangement and reservation services				
	All establishments	201	1 837	17 852	73 113
	Establishments with 1 to 4 employees	128	X	X	X
	Establishments with 5 to 9 employees	39	X	X	X
	Establishments with 10 to 19 employees	18	X	X	X
	Establishments with 20 to 49 employees	10	X	X	X
	Establishments with 50 to 99 employees	3	X	X	X
	Establishments with 100 to 249 employees	2	X	X	X
	Establishments with 250 to 499 employees	1	X	X	X
	Establishments with 500 to 999 employees	—	X	X	X
	Establishments with 1,000 employees or more	—	X	X	X
56151	Travel agencies				
	All establishments	139	1 164	12 230	49 649
	Establishments with 1 to 4 employees	98	X	X	X
	Establishments with 5 to 9 employees	24	X	X	X
	Establishments with 10 to 19 employees	9	X	X	X
	Establishments with 20 to 49 employees	5	X	X	X
	Establishments with 50 to 99 employees	1	X	X	X
	Establishments with 100 to 249 employees	1	X	X	X
	Establishments with 250 to 499 employees	1	X	X	X
	Establishments with 500 to 999 employees	—	X	X	X
	Establishments with 1,000 employees or more	—	X	X	X
561510	Travel agencies				
	All establishments	139	1 164	12 230	49 649
	Establishments with 1 to 4 employees	98	X	X	X
	Establishments with 5 to 9 employees	24	X	X	X
	Establishments with 10 to 19 employees	9	X	X	X
	Establishments with 20 to 49 employees	5	X	X	X
	Establishments with 50 to 99 employees	1	X	X	X
	Establishments with 100 to 249 employees	1	X	X	X
	Establishments with 250 to 499 employees	1	X	X	X
	Establishments with 500 to 999 employees	—	X	X	X
	Establishments with 1,000 employees or more	—	X	X	X
56152	Tour operators				
	All establishments	26	203	1 560	6 867
	Establishments with 1 to 4 employees	11	X	X	X
	Establishments with 5 to 9 employees	7	X	X	X
	Establishments with 10 to 19 employees	6	X	X	X
	Establishments with 20 to 49 employees	2	X	X	X
	Establishments with 50 to 99 employees	—	X	X	X
	Establishments with 100 to 249 employees	—	X	X	X
	Establishments with 250 to 499 employees	—	X	X	X
	Establishments with 500 to 999 employees	—	X	X	X
	Establishments with 1,000 employees or more	—	X	X	X

See footnotes at end of table.

Table 5. Establishments, Employees, and Payroll by Industry and Employment Size of Establishments by County: 2004—Con.

[Excludes most government employees, railroad employees, and self-employed persons. Size class 1 to 4 employees includes establishments having payroll, but no employees, during mid-March pay period. For meaning of abbreviations and symbols, see introductory text. For explanation of terms, see Appendix A. For statement on reliability, see the note at the end of the table and Appendix C]

NAICS code	Geography, kind of business, and employment size class	Establishments (number)	Paid employees for pay period including March 12 (number)	First-quarter payroll (\$1,000)	Annual payroll (\$1,000)
56	BERGEN—Con.				
	Administrative and support and waste management and remediation services—Con.				
561	Administrative and support services—Con.				
5615	Travel arrangement and reservation services—Con.				
56152	Tour operators—Con.				
561520	Tour operators				
	All establishments	26	203	1 560	6 867
	Establishments with 1 to 4 employees	11	X	X	X
	Establishments with 5 to 9 employees	7	X	X	X
	Establishments with 10 to 19 employees	6	X	X	X
	Establishments with 20 to 49 employees	2	X	X	X
	Establishments with 50 to 99 employees	—	X	X	X
	Establishments with 100 to 249 employees	—	X	X	X
	Establishments with 250 to 499 employees	—	X	X	X
	Establishments with 500 to 999 employees	—	X	X	X
	Establishments with 1,000 employees or more	—	X	X	X
56159	Other travel arrangement and reservation services				
	All establishments	36	470	4 062	16 597
	Establishments with 1 to 4 employees	19	X	X	X
	Establishments with 5 to 9 employees	8	X	X	X
	Establishments with 10 to 19 employees	3	X	X	X
	Establishments with 20 to 49 employees	3	X	X	X
	Establishments with 50 to 99 employees	2	X	X	X
	Establishments with 100 to 249 employees	1	X	X	X
	Establishments with 250 to 499 employees	—	X	X	X
	Establishments with 500 to 999 employees	—	X	X	X
	Establishments with 1,000 employees or more	—	X	X	X
561599	All other travel arrangement and reservation services				
	All establishments	34	e	D	D
	Establishments with 1 to 4 employees	17	X	X	X
	Establishments with 5 to 9 employees	8	X	X	X
	Establishments with 10 to 19 employees	3	X	X	X
	Establishments with 20 to 49 employees	3	X	X	X
	Establishments with 50 to 99 employees	2	X	X	X
	Establishments with 100 to 249 employees	1	X	X	X
	Establishments with 250 to 499 employees	—	X	X	X
	Establishments with 500 to 999 employees	—	X	X	X
	Establishments with 1,000 employees or more	—	X	X	X
5616	Investigation and security services				
	All establishments	101	5 585	29 438	123 303
	Establishments with 1 to 4 employees	55	X	X	X
	Establishments with 5 to 9 employees	9	X	X	X
	Establishments with 10 to 19 employees	12	X	X	X
	Establishments with 20 to 49 employees	11	X	X	X
	Establishments with 50 to 99 employees	5	X	X	X
	Establishments with 100 to 249 employees	5	X	X	X
	Establishments with 250 to 499 employees	3	X	X	X
	Establishments with 500 to 999 employees	—	X	X	X
	Establishments with 1,000 employees or more	1	X	X	X
56161	Investigation, guard, and armored car services				
	All establishments	45	5 043	24 653	102 112
	Establishments with 1 to 4 employees	19	X	X	X
	Establishments with 5 to 9 employees	4	X	X	X
	Establishments with 10 to 19 employees	3	X	X	X
	Establishments with 20 to 49 employees	7	X	X	X
	Establishments with 50 to 99 employees	3	X	X	X
	Establishments with 100 to 249 employees	5	X	X	X
	Establishments with 250 to 499 employees	3	X	X	X
	Establishments with 500 to 999 employees	—	X	X	X
	Establishments with 1,000 employees or more	1	X	X	X
561611	Investigation services				
	All establishments	20	c	D	D
	Establishments with 1 to 4 employees	12	X	X	X
	Establishments with 5 to 9 employees	4	X	X	X
	Establishments with 10 to 19 employees	—	X	X	X
	Establishments with 20 to 49 employees	4	X	X	X
	Establishments with 50 to 99 employees	—	X	X	X
	Establishments with 100 to 249 employees	—	X	X	X
	Establishments with 250 to 499 employees	—	X	X	X
	Establishments with 500 to 999 employees	—	X	X	X
	Establishments with 1,000 employees or more	—	X	X	X
561612	Security guards and patrol services				
	All establishments	23	4 684	22 188	90 669
	Establishments with 1 to 4 employees	7	X	X	X
	Establishments with 5 to 9 employees	—	X	X	X
	Establishments with 10 to 19 employees	3	X	X	X
	Establishments with 20 to 49 employees	3	X	X	X
	Establishments with 50 to 99 employees	2	X	X	X
	Establishments with 100 to 249 employees	4	X	X	X
	Establishments with 250 to 499 employees	3	X	X	X

See footnotes at end of table.

Table 5. Establishments, Employees, and Payroll by Industry and Employment Size of Establishments by County: 2004—Con.

[Excludes most government employees, railroad employees, and self-employed persons. Size class 1 to 4 employees includes establishments having payroll, but no employees, during mid-March pay period. For meaning of abbreviations and symbols, see introductory text. For explanation of terms, see Appendix A. For statement on reliability, see the note at the end of the table and Appendix C]

NAICS code	Geography, kind of business, and employment size class	Establishments (number)	Paid employees for pay period including March 12 (number)	First-quarter payroll (\$1,000)	Annual payroll (\$1,000)
	BERGEN—Con.				
56	Administrative and support and waste management and remediation services—Con.				
561	Administrative and support services—Con.				
5616	Investigation and security services—Con.				
56161	Investigation, guard, and armored car services—Con.				
561612	Security guards and patrol services—Con.				
	All establishments—Con.				
	Establishments with 500 to 999 employees	—	X	X	X
	Establishments with 1,000 employees or more	1	X	X	X
561613	Armored car services				
	All establishments	2	c	D	D
	Establishments with 1 to 4 employees	—	X	X	X
	Establishments with 5 to 9 employees	—	X	X	X
	Establishments with 10 to 19 employees	—	X	X	X
	Establishments with 20 to 49 employees	—	X	X	X
	Establishments with 50 to 99 employees	1	X	X	X
	Establishments with 100 to 249 employees	1	X	X	X
	Establishments with 250 to 499 employees	—	X	X	X
	Establishments with 500 to 999 employees	—	X	X	X
	Establishments with 1,000 employees or more	—	X	X	X
56162	Security systems services				
	All establishments	56	542	4 785	21 191
	Establishments with 1 to 4 employees	36	X	X	X
	Establishments with 5 to 9 employees	5	X	X	X
	Establishments with 10 to 19 employees	9	X	X	X
	Establishments with 20 to 49 employees	4	X	X	X
	Establishments with 50 to 99 employees	2	X	X	X
	Establishments with 100 to 249 employees	—	X	X	X
	Establishments with 250 to 499 employees	—	X	X	X
	Establishments with 500 to 999 employees	—	X	X	X
	Establishments with 1,000 employees or more	—	X	X	X
561621	Security systems services (except locksmiths)				
	All establishments	36	467	4 132	18 433
	Establishments with 1 to 4 employees	20	X	X	X
	Establishments with 5 to 9 employees	3	X	X	X
	Establishments with 10 to 19 employees	7	X	X	X
	Establishments with 20 to 49 employees	4	X	X	X
	Establishments with 50 to 99 employees	2	X	X	X
	Establishments with 100 to 249 employees	—	X	X	X
	Establishments with 250 to 499 employees	—	X	X	X
	Establishments with 500 to 999 employees	—	X	X	X
	Establishments with 1,000 employees or more	—	X	X	X
5617	Services to buildings and dwellings				
	All establishments	909	8 568	33 847	194 815
	Establishments with 1 to 4 employees	672	X	X	X
	Establishments with 5 to 9 employees	94	X	X	X
	Establishments with 10 to 19 employees	75	X	X	X
	Establishments with 20 to 49 employees	44	X	X	X
	Establishments with 50 to 99 employees	13	X	X	X
	Establishments with 100 to 249 employees	6	X	X	X
	Establishments with 250 to 499 employees	2	X	X	X
	Establishments with 500 to 999 employees	2	X	X	X
	Establishments with 1,000 employees or more	1	X	X	X
56171	Exterminating and pest control services				
	All establishments	31	288	2 175	11 177
	Establishments with 1 to 4 employees	17	X	X	X
	Establishments with 5 to 9 employees	5	X	X	X
	Establishments with 10 to 19 employees	2	X	X	X
	Establishments with 20 to 49 employees	7	X	X	X
	Establishments with 50 to 99 employees	—	X	X	X
	Establishments with 100 to 249 employees	—	X	X	X
	Establishments with 250 to 499 employees	—	X	X	X
	Establishments with 500 to 999 employees	—	X	X	X
	Establishments with 1,000 employees or more	—	X	X	X
561710	Exterminating and pest control services				
	All establishments	31	288	2 175	11 177
	Establishments with 1 to 4 employees	17	X	X	X
	Establishments with 5 to 9 employees	5	X	X	X
	Establishments with 10 to 19 employees	2	X	X	X
	Establishments with 20 to 49 employees	7	X	X	X
	Establishments with 50 to 99 employees	—	X	X	X
	Establishments with 100 to 249 employees	—	X	X	X
	Establishments with 250 to 499 employees	—	X	X	X
	Establishments with 500 to 999 employees	—	X	X	X
	Establishments with 1,000 employees or more	—	X	X	X

See footnotes at end of table.

Table 5. Establishments, Employees, and Payroll by Industry and Employment Size of Establishments by County: 2004—Con.

[Excludes most government employees, railroad employees, and self-employed persons. Size class 1 to 4 employees includes establishments having payroll, but no employees, during mid-March pay period. For meaning of abbreviations and symbols, see introductory text. For explanation of terms, see Appendix A. For statement on reliability, see the note at the end of the table and Appendix C]

NAICS code	Geography, kind of business, and employment size class	Establishments (number)	Paid employees for pay period including March 12 (number)	First-quarter payroll (\$1,000)	Annual payroll (\$1,000)
56	BERGEN—Con.				
	Administrative and support and waste management and remediation services—Con.				
561	Administrative and support services—Con.				
5617	Services to buildings and dwellings—Con.				
56172	Janitorial services				
	All establishments	212	6 047	19 818	85 033
	Establishments with 1 to 4 employees	116	X	X	X
	Establishments with 5 to 9 employees	22	X	X	X
	Establishments with 10 to 19 employees	33	X	X	X
	Establishments with 20 to 49 employees	21	X	X	X
	Establishments with 50 to 99 employees	9	X	X	X
	Establishments with 100 to 249 employees	6	X	X	X
	Establishments with 250 to 499 employees	2	X	X	X
	Establishments with 500 to 999 employees	2	X	X	X
	Establishments with 1,000 employees or more	1	X	X	X
561720	Janitorial services				
	All establishments	212	6 047	19 818	85 033
	Establishments with 1 to 4 employees	116	X	X	X
	Establishments with 5 to 9 employees	22	X	X	X
	Establishments with 10 to 19 employees	33	X	X	X
	Establishments with 20 to 49 employees	21	X	X	X
	Establishments with 50 to 99 employees	9	X	X	X
	Establishments with 100 to 249 employees	6	X	X	X
	Establishments with 250 to 499 employees	2	X	X	X
	Establishments with 500 to 999 employees	2	X	X	X
	Establishments with 1,000 employees or more	1	X	X	X
56173	Landscaping services				
	All establishments	588	1 938	9 907	86 344
	Establishments with 1 to 4 employees	476	X	X	X
	Establishments with 5 to 9 employees	58	X	X	X
	Establishments with 10 to 19 employees	36	X	X	X
	Establishments with 20 to 49 employees	14	X	X	X
	Establishments with 50 to 99 employees	4	X	X	X
	Establishments with 100 to 249 employees	—	X	X	X
	Establishments with 250 to 499 employees	—	X	X	X
	Establishments with 500 to 999 employees	—	X	X	X
	Establishments with 1,000 employees or more	—	X	X	X
561730	Landscaping services				
	All establishments	588	1 938	9 907	86 344
	Establishments with 1 to 4 employees	476	X	X	X
	Establishments with 5 to 9 employees	58	X	X	X
	Establishments with 10 to 19 employees	36	X	X	X
	Establishments with 20 to 49 employees	14	X	X	X
	Establishments with 50 to 99 employees	4	X	X	X
	Establishments with 100 to 249 employees	—	X	X	X
	Establishments with 250 to 499 employees	—	X	X	X
	Establishments with 500 to 999 employees	—	X	X	X
	Establishments with 1,000 employees or more	—	X	X	X
56174	Carpet and upholstery cleaning services				
	All establishments	41	152	1 098	5 420
	Establishments with 1 to 4 employees	35	X	X	X
	Establishments with 5 to 9 employees	3	X	X	X
	Establishments with 10 to 19 employees	2	X	X	X
	Establishments with 20 to 49 employees	1	X	X	X
	Establishments with 50 to 99 employees	—	X	X	X
	Establishments with 100 to 249 employees	—	X	X	X
	Establishments with 250 to 499 employees	—	X	X	X
	Establishments with 500 to 999 employees	—	X	X	X
	Establishments with 1,000 employees or more	—	X	X	X
561740	Carpet and upholstery cleaning services				
	All establishments	41	152	1 098	5 420
	Establishments with 1 to 4 employees	35	X	X	X
	Establishments with 5 to 9 employees	3	X	X	X
	Establishments with 10 to 19 employees	2	X	X	X
	Establishments with 20 to 49 employees	1	X	X	X
	Establishments with 50 to 99 employees	—	X	X	X
	Establishments with 100 to 249 employees	—	X	X	X
	Establishments with 250 to 499 employees	—	X	X	X
	Establishments with 500 to 999 employees	—	X	X	X
	Establishments with 1,000 employees or more	—	X	X	X
56179	Other services to buildings and dwellings				
	All establishments	37	143	849	6 841
	Establishments with 1 to 4 employees	28	X	X	X
	Establishments with 5 to 9 employees	6	X	X	X
	Establishments with 10 to 19 employees	2	X	X	X
	Establishments with 20 to 49 employees	1	X	X	X
	Establishments with 50 to 99 employees	—	X	X	X
	Establishments with 100 to 249 employees	—	X	X	X
	Establishments with 250 to 499 employees	—	X	X	X
	Establishments with 500 to 999 employees	—	X	X	X
	Establishments with 1,000 employees or more	—	X	X	X

See footnotes at end of table.

Table 5. Establishments, Employees, and Payroll by Industry and Employment Size of Establishments by County: 2004—Con.

[Excludes most government employees, railroad employees, and self-employed persons. Size class 1 to 4 employees includes establishments having payroll, but no employees, during mid-March pay period. For meaning of abbreviations and symbols, see introductory text. For explanation of terms, see Appendix A. For statement on reliability, see the note at the end of the table and Appendix C]

NAICS code	Geography, kind of business, and employment size class	Establishments (number)	Paid employees for pay period including March 12 (number)	First-quarter payroll (\$1,000)	Annual payroll (\$1,000)
56	BERGEN—Con.				
	Administrative and support and waste management and remediation services—Con.				
561	Administrative and support services—Con.				
5617	Services to buildings and dwellings—Con.				
56179	Other services to buildings and dwellings—Con.				
561790	Other services to buildings and dwellings				
	All establishments	37	143	849	6 841
	Establishments with 1 to 4 employees	28	X	X	X
	Establishments with 5 to 9 employees	6	X	X	X
	Establishments with 10 to 19 employees	2	X	X	X
	Establishments with 20 to 49 employees	1	X	X	X
	Establishments with 50 to 99 employees	—	X	X	X
	Establishments with 100 to 249 employees	—	X	X	X
	Establishments with 250 to 499 employees	—	X	X	X
	Establishments with 500 to 999 employees	—	X	X	X
	Establishments with 1,000 employees or more	—	X	X	X
5619	Other support services				
	All establishments	124	5 425	60 900	229 098
	Establishments with 1 to 4 employees	69	X	X	X
	Establishments with 5 to 9 employees	23	X	X	X
	Establishments with 10 to 19 employees	13	X	X	X
	Establishments with 20 to 49 employees	6	X	X	X
	Establishments with 50 to 99 employees	5	X	X	X
	Establishments with 100 to 249 employees	6	X	X	X
	Establishments with 250 to 499 employees	1	X	X	X
	Establishments with 500 to 999 employees	—	X	X	X
	Establishments with 1,000 employees or more	1	X	X	X
56191	Packaging and labeling services				
	All establishments	28	1 258	5 729	26 570
	Establishments with 1 to 4 employees	13	X	X	X
	Establishments with 5 to 9 employees	1	X	X	X
	Establishments with 10 to 19 employees	5	X	X	X
	Establishments with 20 to 49 employees	1	X	X	X
	Establishments with 50 to 99 employees	4	X	X	X
	Establishments with 100 to 249 employees	3	X	X	X
	Establishments with 250 to 499 employees	1	X	X	X
	Establishments with 500 to 999 employees	—	X	X	X
	Establishments with 1,000 employees or more	—	X	X	X
561910	Packaging and labeling services				
	All establishments	28	1 258	5 729	26 570
	Establishments with 1 to 4 employees	13	X	X	X
	Establishments with 5 to 9 employees	1	X	X	X
	Establishments with 10 to 19 employees	5	X	X	X
	Establishments with 20 to 49 employees	1	X	X	X
	Establishments with 50 to 99 employees	4	X	X	X
	Establishments with 100 to 249 employees	3	X	X	X
	Establishments with 250 to 499 employees	1	X	X	X
	Establishments with 500 to 999 employees	—	X	X	X
	Establishments with 1,000 employees or more	—	X	X	X
56192	Convention and trade show organizers				
	All establishments	29	190	2 222	9 711
	Establishments with 1 to 4 employees	14	X	X	X
	Establishments with 5 to 9 employees	8	X	X	X
	Establishments with 10 to 19 employees	6	X	X	X
	Establishments with 20 to 49 employees	1	X	X	X
	Establishments with 50 to 99 employees	—	X	X	X
	Establishments with 100 to 249 employees	—	X	X	X
	Establishments with 250 to 499 employees	—	X	X	X
	Establishments with 500 to 999 employees	—	X	X	X
	Establishments with 1,000 employees or more	—	X	X	X
561920	Convention and trade show organizers				
	All establishments	29	190	2 222	9 711
	Establishments with 1 to 4 employees	14	X	X	X
	Establishments with 5 to 9 employees	8	X	X	X
	Establishments with 10 to 19 employees	6	X	X	X
	Establishments with 20 to 49 employees	1	X	X	X
	Establishments with 50 to 99 employees	—	X	X	X
	Establishments with 100 to 249 employees	—	X	X	X
	Establishments with 250 to 499 employees	—	X	X	X
	Establishments with 500 to 999 employees	—	X	X	X
	Establishments with 1,000 employees or more	—	X	X	X
56199	All other support services				
	All establishments	67	3 977	52 949	192 817
	Establishments with 1 to 4 employees	42	X	X	X
	Establishments with 5 to 9 employees	14	X	X	X
	Establishments with 10 to 19 employees	2	X	X	X
	Establishments with 20 to 49 employees	4	X	X	X
	Establishments with 50 to 99 employees	1	X	X	X
	Establishments with 100 to 249 employees	3	X	X	X
	Establishments with 250 to 499 employees	—	X	X	X

See footnotes at end of table.

Table 5. Establishments, Employees, and Payroll by Industry and Employment Size of Establishments by County: 2004—Con.

[Excludes most government employees, railroad employees, and self-employed persons. Size class 1 to 4 employees includes establishments having payroll, but no employees, during mid-March pay period. For meaning of abbreviations and symbols, see introductory text. For explanation of terms, see Appendix A. For statement on reliability, see the note at the end of the table and Appendix C]

NAICS code	Geography, kind of business, and employment size class	Establishments (number)	Paid employees for pay period including March 12 (number)	First-quarter payroll (\$1,000)	Annual payroll (\$1,000)
	BERGEN—Con.				
56	Administrative and support and waste management and remediation services—Con.				
561	Administrative and support services—Con.				
5619	Other support services—Con.				
56199	All other support services—Con.				
	All establishments—Con.				
	Establishments with 500 to 999 employees	—	X	X	X
	Establishments with 1,000 employees or more	1	X	X	X
561990	All other support services				
	All establishments	67	3 977	52 949	192 817
	Establishments with 1 to 4 employees	42	X	X	X
	Establishments with 5 to 9 employees	14	X	X	X
	Establishments with 10 to 19 employees	2	X	X	X
	Establishments with 20 to 49 employees	4	X	X	X
	Establishments with 50 to 99 employees	1	X	X	X
	Establishments with 100 to 249 employees	3	X	X	X
	Establishments with 250 to 499 employees	—	X	X	X
	Establishments with 500 to 999 employees	—	X	X	X
	Establishments with 1,000 employees or more	1	X	X	X
562	Waste management and remediation services				
	All establishments	73	1 197	14 105	59 659
	Establishments with 1 to 4 employees	33	X	X	X
	Establishments with 5 to 9 employees	16	X	X	X
	Establishments with 10 to 19 employees	6	X	X	X
	Establishments with 20 to 49 employees	14	X	X	X
	Establishments with 50 to 99 employees	2	X	X	X
	Establishments with 100 to 249 employees	1	X	X	X
	Establishments with 250 to 499 employees	1	X	X	X
	Establishments with 500 to 999 employees	—	X	X	X
	Establishments with 1,000 employees or more	—	X	X	X
5621	Waste collection				
	All establishments	35	644	7 776	32 359
	Establishments with 1 to 4 employees	17	X	X	X
	Establishments with 5 to 9 employees	8	X	X	X
	Establishments with 10 to 19 employees	3	X	X	X
	Establishments with 20 to 49 employees	5	X	X	X
	Establishments with 50 to 99 employees	—	X	X	X
	Establishments with 100 to 249 employees	1	X	X	X
	Establishments with 250 to 499 employees	1	X	X	X
	Establishments with 500 to 999 employees	—	X	X	X
	Establishments with 1,000 employees or more	—	X	X	X
56211	Waste collection				
	All establishments	35	644	7 776	32 359
	Establishments with 1 to 4 employees	17	X	X	X
	Establishments with 5 to 9 employees	8	X	X	X
	Establishments with 10 to 19 employees	3	X	X	X
	Establishments with 20 to 49 employees	5	X	X	X
	Establishments with 50 to 99 employees	—	X	X	X
	Establishments with 100 to 249 employees	1	X	X	X
	Establishments with 250 to 499 employees	1	X	X	X
	Establishments with 500 to 999 employees	—	X	X	X
	Establishments with 1,000 employees or more	—	X	X	X
562111	Solid waste collection				
	All establishments	30	629	7 709	31 925
	Establishments with 1 to 4 employees	13	X	X	X
	Establishments with 5 to 9 employees	7	X	X	X
	Establishments with 10 to 19 employees	3	X	X	X
	Establishments with 20 to 49 employees	5	X	X	X
	Establishments with 50 to 99 employees	—	X	X	X
	Establishments with 100 to 249 employees	1	X	X	X
	Establishments with 250 to 499 employees	1	X	X	X
	Establishments with 500 to 999 employees	—	X	X	X
	Establishments with 1,000 employees or more	—	X	X	X
5622	Waste treatment and disposal				
	All establishments	11	123	1 233	5 438
	Establishments with 1 to 4 employees	5	X	X	X
	Establishments with 5 to 9 employees	3	X	X	X
	Establishments with 10 to 19 employees	1	X	X	X
	Establishments with 20 to 49 employees	2	X	X	X
	Establishments with 50 to 99 employees	—	X	X	X
	Establishments with 100 to 249 employees	—	X	X	X
	Establishments with 250 to 499 employees	—	X	X	X
	Establishments with 500 to 999 employees	—	X	X	X
	Establishments with 1,000 employees or more	—	X	X	X

See footnotes at end of table.

Table 5. Establishments, Employees, and Payroll by Industry and Employment Size of Establishments by County: 2004—Con.

[Excludes most government employees, railroad employees, and self-employed persons. Size class 1 to 4 employees includes establishments having payroll, but no employees, during mid-March pay period. For meaning of abbreviations and symbols, see introductory text. For explanation of terms, see Appendix A. For statement on reliability, see the note at the end of the table and Appendix C]

NAICS code	Geography, kind of business, and employment size class	Establishments (number)	Paid employees for pay period including March 12 (number)	First-quarter payroll (\$1,000)	Annual payroll (\$1,000)
56	BERGEN—Con.				
	Administrative and support and waste management and remediation services—Con.				
562	Waste management and remediation services—Con.				
5622	Waste treatment and disposal—Con.				
56221	Waste treatment and disposal				
	All establishments	11	123	1 233	5 438
	Establishments with 1 to 4 employees	5	X	X	X
	Establishments with 5 to 9 employees	3	X	X	X
	Establishments with 10 to 19 employees	1	X	X	X
	Establishments with 20 to 49 employees	2	X	X	X
	Establishments with 50 to 99 employees	—	X	X	X
	Establishments with 100 to 249 employees	—	X	X	X
	Establishments with 250 to 499 employees	—	X	X	X
	Establishments with 500 to 999 employees	—	X	X	X
	Establishments with 1,000 employees or more	—	X	X	X
5629	Remediation and other waste management services				
	All establishments	27	430	5 096	21 862
	Establishments with 1 to 4 employees	11	X	X	X
	Establishments with 5 to 9 employees	5	X	X	X
	Establishments with 10 to 19 employees	2	X	X	X
	Establishments with 20 to 49 employees	7	X	X	X
	Establishments with 50 to 99 employees	2	X	X	X
	Establishments with 100 to 249 employees	—	X	X	X
	Establishments with 250 to 499 employees	—	X	X	X
	Establishments with 500 to 999 employees	—	X	X	X
	Establishments with 1,000 employees or more	—	X	X	X
56291	Remediation services				
	All establishments	17	306	4 126	17 400
	Establishments with 1 to 4 employees	8	X	X	X
	Establishments with 5 to 9 employees	2	X	X	X
	Establishments with 10 to 19 employees	1	X	X	X
	Establishments with 20 to 49 employees	4	X	X	X
	Establishments with 50 to 99 employees	2	X	X	X
	Establishments with 100 to 249 employees	—	X	X	X
	Establishments with 250 to 499 employees	—	X	X	X
	Establishments with 500 to 999 employees	—	X	X	X
	Establishments with 1,000 employees or more	—	X	X	X
562910	Remediation services				
	All establishments	17	306	4 126	17 400
	Establishments with 1 to 4 employees	8	X	X	X
	Establishments with 5 to 9 employees	2	X	X	X
	Establishments with 10 to 19 employees	1	X	X	X
	Establishments with 20 to 49 employees	4	X	X	X
	Establishments with 50 to 99 employees	2	X	X	X
	Establishments with 100 to 249 employees	—	X	X	X
	Establishments with 250 to 499 employees	—	X	X	X
	Establishments with 500 to 999 employees	—	X	X	X
	Establishments with 1,000 employees or more	—	X	X	X
56299	All other waste management services				
	All establishments	8	c	D	D
	Establishments with 1 to 4 employees	2	X	X	X
	Establishments with 5 to 9 employees	2	X	X	X
	Establishments with 10 to 19 employees	1	X	X	X
	Establishments with 20 to 49 employees	3	X	X	X
	Establishments with 50 to 99 employees	—	X	X	X
	Establishments with 100 to 249 employees	—	X	X	X
	Establishments with 250 to 499 employees	—	X	X	X
	Establishments with 500 to 999 employees	—	X	X	X
	Establishments with 1,000 employees or more	—	X	X	X
61	Educational services				
	All establishments	412	10 259	68 933	280 152
	Establishments with 1 to 4 employees	202	X	X	X
	Establishments with 5 to 9 employees	64	X	X	X
	Establishments with 10 to 19 employees	56	X	X	X
	Establishments with 20 to 49 employees	51	X	X	X
	Establishments with 50 to 99 employees	25	X	X	X
	Establishments with 100 to 249 employees	11	X	X	X
	Establishments with 250 to 499 employees	1	X	X	X
	Establishments with 500 to 999 employees	—	X	X	X
	Establishments with 1,000 employees or more	2	X	X	X
611	Educational services				
	All establishments	412	10 259	68 933	280 152
	Establishments with 1 to 4 employees	202	X	X	X
	Establishments with 5 to 9 employees	64	X	X	X
	Establishments with 10 to 19 employees	56	X	X	X
	Establishments with 20 to 49 employees	51	X	X	X
	Establishments with 50 to 99 employees	25	X	X	X
	Establishments with 100 to 249 employees	11	X	X	X
	Establishments with 250 to 499 employees	1	X	X	X
	Establishments with 500 to 999 employees	—	X	X	X
	Establishments with 1,000 employees or more	2	X	X	X

See footnotes at end of table.

Table 5. Establishments, Employees, and Payroll by Industry and Employment Size of Establishments by County: 2004—Con.

[Excludes most government employees, railroad employees, and self-employed persons. Size class 1 to 4 employees includes establishments having payroll, but no employees, during mid-March pay period. For meaning of abbreviations and symbols, see introductory text. For explanation of terms, see Appendix A. For statement on reliability, see the note at the end of the table and Appendix C]

NAICS code	Geography, kind of business, and employment size class	Establishments (number)	Paid employees for pay period including March 12 (number)	First-quarter payroll (\$1,000)	Annual payroll (\$1,000)
BERGEN—Con.					
61	Educational services—Con.				
611	Educational services—Con.				
6111	Elementary and secondary schools				
	All establishments	105	4 211	31 127	125 590
	Establishments with 1 to 4 employees	17	X	X	X
	Establishments with 5 to 9 employees	15	X	X	X
	Establishments with 10 to 19 employees	16	X	X	X
	Establishments with 20 to 49 employees	28	X	X	X
	Establishments with 50 to 99 employees	19	X	X	X
	Establishments with 100 to 249 employees	10	X	X	X
	Establishments with 250 to 499 employees	—	X	X	X
	Establishments with 500 to 999 employees	—	X	X	X
	Establishments with 1,000 employees or more	—	X	X	X
61111	Elementary and secondary schools				
	All establishments	105	4 211	31 127	125 590
	Establishments with 1 to 4 employees	17	X	X	X
	Establishments with 5 to 9 employees	15	X	X	X
	Establishments with 10 to 19 employees	16	X	X	X
	Establishments with 20 to 49 employees	28	X	X	X
	Establishments with 50 to 99 employees	19	X	X	X
	Establishments with 100 to 249 employees	10	X	X	X
	Establishments with 250 to 499 employees	—	X	X	X
	Establishments with 500 to 999 employees	—	X	X	X
	Establishments with 1,000 employees or more	—	X	X	X
611110	Elementary and secondary schools				
	All establishments	105	4 211	31 127	125 590
	Establishments with 1 to 4 employees	17	X	X	X
	Establishments with 5 to 9 employees	15	X	X	X
	Establishments with 10 to 19 employees	16	X	X	X
	Establishments with 20 to 49 employees	28	X	X	X
	Establishments with 50 to 99 employees	19	X	X	X
	Establishments with 100 to 249 employees	10	X	X	X
	Establishments with 250 to 499 employees	—	X	X	X
	Establishments with 500 to 999 employees	—	X	X	X
	Establishments with 1,000 employees or more	—	X	X	X
6112	Junior colleges				
	All establishments	10	2 254	13 916	54 181
	Establishments with 1 to 4 employees	3	X	X	X
	Establishments with 5 to 9 employees	1	X	X	X
	Establishments with 10 to 19 employees	2	X	X	X
	Establishments with 20 to 49 employees	1	X	X	X
	Establishments with 50 to 99 employees	1	X	X	X
	Establishments with 100 to 249 employees	1	X	X	X
	Establishments with 250 to 499 employees	—	X	X	X
	Establishments with 500 to 999 employees	—	X	X	X
	Establishments with 1,000 employees or more	1	X	X	X
61121	Junior colleges				
	All establishments	10	2 254	13 916	54 181
	Establishments with 1 to 4 employees	3	X	X	X
	Establishments with 5 to 9 employees	1	X	X	X
	Establishments with 10 to 19 employees	2	X	X	X
	Establishments with 20 to 49 employees	1	X	X	X
	Establishments with 50 to 99 employees	1	X	X	X
	Establishments with 100 to 249 employees	1	X	X	X
	Establishments with 250 to 499 employees	—	X	X	X
	Establishments with 500 to 999 employees	—	X	X	X
	Establishments with 1,000 employees or more	1	X	X	X
611210	Junior colleges				
	All establishments	10	2 254	13 916	54 181
	Establishments with 1 to 4 employees	3	X	X	X
	Establishments with 5 to 9 employees	1	X	X	X
	Establishments with 10 to 19 employees	2	X	X	X
	Establishments with 20 to 49 employees	1	X	X	X
	Establishments with 50 to 99 employees	1	X	X	X
	Establishments with 100 to 249 employees	1	X	X	X
	Establishments with 250 to 499 employees	—	X	X	X
	Establishments with 500 to 999 employees	—	X	X	X
	Establishments with 1,000 employees or more	1	X	X	X
6113	Colleges and universities				
	All establishments	9	1 786	11 750	47 059
	Establishments with 1 to 4 employees	4	X	X	X
	Establishments with 5 to 9 employees	—	X	X	X
	Establishments with 10 to 19 employees	1	X	X	X
	Establishments with 20 to 49 employees	—	X	X	X
	Establishments with 50 to 99 employees	2	X	X	X
	Establishments with 100 to 249 employees	—	X	X	X
	Establishments with 250 to 499 employees	1	X	X	X
	Establishments with 500 to 999 employees	—	X	X	X
	Establishments with 1,000 employees or more	1	X	X	X

See footnotes at end of table.

Table 5. Establishments, Employees, and Payroll by Industry and Employment Size of Establishments by County: 2004—Con.

[Excludes most government employees, railroad employees, and self-employed persons. Size class 1 to 4 employees includes establishments having payroll, but no employees, during mid-March pay period. For meaning of abbreviations and symbols, see introductory text. For explanation of terms, see Appendix A. For statement on reliability, see the note at the end of the table and Appendix C]

NAICS code	Geography, kind of business, and employment size class	Establishments (number)	Paid employees for pay period including March 12 (number)	First-quarter payroll (\$1,000)	Annual payroll (\$1,000)
	BERGEN—Con.				
61	Educational services—Con.				
611	Educational services—Con.				
6113	Colleges and universities—Con.				
61131	Colleges and universities				
	All establishments	9	1 786	11 750	47 059
	Establishments with 1 to 4 employees	4	X	X	X
	Establishments with 5 to 9 employees	—	X	X	X
	Establishments with 10 to 19 employees	1	X	X	X
	Establishments with 20 to 49 employees	—	X	X	X
	Establishments with 50 to 99 employees	2	X	X	X
	Establishments with 100 to 249 employees	—	X	X	X
	Establishments with 250 to 499 employees	1	X	X	X
	Establishments with 500 to 999 employees	—	X	X	X
	Establishments with 1,000 employees or more	1	X	X	X
611310	Colleges and universities				
	All establishments	9	1 786	11 750	47 059
	Establishments with 1 to 4 employees	4	X	X	X
	Establishments with 5 to 9 employees	—	X	X	X
	Establishments with 10 to 19 employees	1	X	X	X
	Establishments with 20 to 49 employees	—	X	X	X
	Establishments with 50 to 99 employees	2	X	X	X
	Establishments with 100 to 249 employees	—	X	X	X
	Establishments with 250 to 499 employees	1	X	X	X
	Establishments with 500 to 999 employees	—	X	X	X
	Establishments with 1,000 employees or more	1	X	X	X
6114	Business schools and computer and management training				
	All establishments	38	339	3 411	14 681
	Establishments with 1 to 4 employees	22	X	X	X
	Establishments with 5 to 9 employees	5	X	X	X
	Establishments with 10 to 19 employees	5	X	X	X
	Establishments with 20 to 49 employees	5	X	X	X
	Establishments with 50 to 99 employees	1	X	X	X
	Establishments with 100 to 249 employees	—	X	X	X
	Establishments with 250 to 499 employees	—	X	X	X
	Establishments with 500 to 999 employees	—	X	X	X
	Establishments with 1,000 employees or more	—	X	X	X
61141	Business and secretarial schools				
	All establishments	5	148	1 346	5 187
	Establishments with 1 to 4 employees	2	X	X	X
	Establishments with 5 to 9 employees	—	X	X	X
	Establishments with 10 to 19 employees	—	X	X	X
	Establishments with 20 to 49 employees	2	X	X	X
	Establishments with 50 to 99 employees	1	X	X	X
	Establishments with 100 to 249 employees	—	X	X	X
	Establishments with 250 to 499 employees	—	X	X	X
	Establishments with 500 to 999 employees	—	X	X	X
	Establishments with 1,000 employees or more	—	X	X	X
611410	Business and secretarial schools				
	All establishments	5	148	1 346	5 187
	Establishments with 1 to 4 employees	2	X	X	X
	Establishments with 5 to 9 employees	—	X	X	X
	Establishments with 10 to 19 employees	—	X	X	X
	Establishments with 20 to 49 employees	2	X	X	X
	Establishments with 50 to 99 employees	1	X	X	X
	Establishments with 100 to 249 employees	—	X	X	X
	Establishments with 250 to 499 employees	—	X	X	X
	Establishments with 500 to 999 employees	—	X	X	X
	Establishments with 1,000 employees or more	—	X	X	X
61143	Professional and management development training				
	All establishments	16	122	1 704	8 022
	Establishments with 1 to 4 employees	8	X	X	X
	Establishments with 5 to 9 employees	3	X	X	X
	Establishments with 10 to 19 employees	3	X	X	X
	Establishments with 20 to 49 employees	2	X	X	X
	Establishments with 50 to 99 employees	—	X	X	X
	Establishments with 100 to 249 employees	—	X	X	X
	Establishments with 250 to 499 employees	—	X	X	X
	Establishments with 500 to 999 employees	—	X	X	X
	Establishments with 1,000 employees or more	—	X	X	X
611430	Professional and management development training				
	All establishments	16	122	1 704	8 022
	Establishments with 1 to 4 employees	8	X	X	X
	Establishments with 5 to 9 employees	3	X	X	X
	Establishments with 10 to 19 employees	3	X	X	X
	Establishments with 20 to 49 employees	2	X	X	X
	Establishments with 50 to 99 employees	—	X	X	X
	Establishments with 100 to 249 employees	—	X	X	X
	Establishments with 250 to 499 employees	—	X	X	X
	Establishments with 500 to 999 employees	—	X	X	X
	Establishments with 1,000 employees or more	—	X	X	X

See footnotes at end of table.

Table 5. Establishments, Employees, and Payroll by Industry and Employment Size of Establishments by County: 2004—Con.

[Excludes most government employees, railroad employees, and self-employed persons. Size class 1 to 4 employees includes establishments having payroll, but no employees, during mid-March pay period. For meaning of abbreviations and symbols, see introductory text. For explanation of terms, see Appendix A. For statement on reliability, see the note at the end of the table and Appendix C]

NAICS code	Geography, kind of business, and employment size class	Establishments (number)	Paid employees for pay period including March 12 (number)	First-quarter payroll (\$1,000)	Annual payroll (\$1,000)
	BERGEN—Con.				
61	Educational services—Con.				
611	Educational services—Con.				
6115	Technical and trade schools				
	All establishments	21	273	3 079	13 125
	Establishments with 1 to 4 employees	10	X	X	X
	Establishments with 5 to 9 employees	1	X	X	X
	Establishments with 10 to 19 employees	5	X	X	X
	Establishments with 20 to 49 employees	4	X	X	X
	Establishments with 50 to 99 employees	1	X	X	X
	Establishments with 100 to 249 employees	—	X	X	X
	Establishments with 250 to 499 employees	—	X	X	X
	Establishments with 500 to 999 employees	—	X	X	X
	Establishments with 1,000 employees or more	—	X	X	X
61151	Technical and trade schools				
	All establishments	21	273	3 079	13 125
	Establishments with 1 to 4 employees	10	X	X	X
	Establishments with 5 to 9 employees	1	X	X	X
	Establishments with 10 to 19 employees	5	X	X	X
	Establishments with 20 to 49 employees	4	X	X	X
	Establishments with 50 to 99 employees	1	X	X	X
	Establishments with 100 to 249 employees	—	X	X	X
	Establishments with 250 to 499 employees	—	X	X	X
	Establishments with 500 to 999 employees	—	X	X	X
	Establishments with 1,000 employees or more	—	X	X	X
611512	Flight training				
	All establishments	6	132	2 202	9 368
	Establishments with 1 to 4 employees	4	X	X	X
	Establishments with 5 to 9 employees	—	X	X	X
	Establishments with 10 to 19 employees	—	X	X	X
	Establishments with 20 to 49 employees	1	X	X	X
	Establishments with 50 to 99 employees	1	X	X	X
	Establishments with 100 to 249 employees	—	X	X	X
	Establishments with 250 to 499 employees	—	X	X	X
	Establishments with 500 to 999 employees	—	X	X	X
	Establishments with 1,000 employees or more	—	X	X	X
6116	Other schools and instruction				
	All establishments	199	1 307	4 785	21 147
	Establishments with 1 to 4 employees	119	X	X	X
	Establishments with 5 to 9 employees	42	X	X	X
	Establishments with 10 to 19 employees	25	X	X	X
	Establishments with 20 to 49 employees	12	X	X	X
	Establishments with 50 to 99 employees	1	X	X	X
	Establishments with 100 to 249 employees	—	X	X	X
	Establishments with 250 to 499 employees	—	X	X	X
	Establishments with 500 to 999 employees	—	X	X	X
	Establishments with 1,000 employees or more	—	X	X	X
61161	Fine arts schools				
	All establishments	63	354	1 321	5 386
	Establishments with 1 to 4 employees	39	X	X	X
	Establishments with 5 to 9 employees	16	X	X	X
	Establishments with 10 to 19 employees	6	X	X	X
	Establishments with 20 to 49 employees	2	X	X	X
	Establishments with 50 to 99 employees	—	X	X	X
	Establishments with 100 to 249 employees	—	X	X	X
	Establishments with 250 to 499 employees	—	X	X	X
	Establishments with 500 to 999 employees	—	X	X	X
	Establishments with 1,000 employees or more	—	X	X	X
611610	Fine arts schools				
	All establishments	63	354	1 321	5 386
	Establishments with 1 to 4 employees	39	X	X	X
	Establishments with 5 to 9 employees	16	X	X	X
	Establishments with 10 to 19 employees	6	X	X	X
	Establishments with 20 to 49 employees	2	X	X	X
	Establishments with 50 to 99 employees	—	X	X	X
	Establishments with 100 to 249 employees	—	X	X	X
	Establishments with 250 to 499 employees	—	X	X	X
	Establishments with 500 to 999 employees	—	X	X	X
	Establishments with 1,000 employees or more	—	X	X	X
61162	Sports and recreation instruction				
	All establishments	65	308	1 310	6 576
	Establishments with 1 to 4 employees	44	X	X	X
	Establishments with 5 to 9 employees	11	X	X	X
	Establishments with 10 to 19 employees	7	X	X	X
	Establishments with 20 to 49 employees	3	X	X	X
	Establishments with 50 to 99 employees	—	X	X	X
	Establishments with 100 to 249 employees	—	X	X	X
	Establishments with 250 to 499 employees	—	X	X	X
	Establishments with 500 to 999 employees	—	X	X	X
	Establishments with 1,000 employees or more	—	X	X	X

See footnotes at end of table.

Table 5. Establishments, Employees, and Payroll by Industry and Employment Size of Establishments by County: 2004—Con.

[Excludes most government employees, railroad employees, and self-employed persons. Size class 1 to 4 employees includes establishments having payroll, but no employees, during mid-March pay period. For meaning of abbreviations and symbols, see introductory text. For explanation of terms, see Appendix A. For statement on reliability, see the note at the end of the table and Appendix C]

NAICS code	Geography, kind of business, and employment size class	Establishments (number)	Paid employees for pay period including March 12 (number)	First-quarter payroll (\$1,000)	Annual payroll (\$1,000)
BERGEN—Con.					
61	Educational services—Con.				
611	Educational services—Con.				
6116	Other schools and instruction—Con.				
61162	Sports and recreation instruction—Con.				
611620	Sports and recreation instruction				
	All establishments	65	308	1 310	6 576
	Establishments with 1 to 4 employees	44	X	X	X
	Establishments with 5 to 9 employees	11	X	X	X
	Establishments with 10 to 19 employees	7	X	X	X
	Establishments with 20 to 49 employees	3	X	X	X
	Establishments with 50 to 99 employees	—	X	X	X
	Establishments with 100 to 249 employees	—	X	X	X
	Establishments with 250 to 499 employees	—	X	X	X
	Establishments with 500 to 999 employees	—	X	X	X
	Establishments with 1,000 employees or more	—	X	X	X
61163	Language schools				
	All establishments	11	108	297	1 343
	Establishments with 1 to 4 employees	3	X	X	X
	Establishments with 5 to 9 employees	6	X	X	X
	Establishments with 10 to 19 employees	1	X	X	X
	Establishments with 20 to 49 employees	1	X	X	X
	Establishments with 50 to 99 employees	—	X	X	X
	Establishments with 100 to 249 employees	—	X	X	X
	Establishments with 250 to 499 employees	—	X	X	X
	Establishments with 500 to 999 employees	—	X	X	X
	Establishments with 1,000 employees or more	—	X	X	X
611630	Language schools				
	All establishments	11	108	297	1 343
	Establishments with 1 to 4 employees	3	X	X	X
	Establishments with 5 to 9 employees	6	X	X	X
	Establishments with 10 to 19 employees	1	X	X	X
	Establishments with 20 to 49 employees	1	X	X	X
	Establishments with 50 to 99 employees	—	X	X	X
	Establishments with 100 to 249 employees	—	X	X	X
	Establishments with 250 to 499 employees	—	X	X	X
	Establishments with 500 to 999 employees	—	X	X	X
	Establishments with 1,000 employees or more	—	X	X	X
61169	All other schools and instruction				
	All establishments	60	537	1 857	7 842
	Establishments with 1 to 4 employees	33	X	X	X
	Establishments with 5 to 9 employees	9	X	X	X
	Establishments with 10 to 19 employees	11	X	X	X
	Establishments with 20 to 49 employees	6	X	X	X
	Establishments with 50 to 99 employees	1	X	X	X
	Establishments with 100 to 249 employees	—	X	X	X
	Establishments with 250 to 499 employees	—	X	X	X
	Establishments with 500 to 999 employees	—	X	X	X
	Establishments with 1,000 employees or more	—	X	X	X
611691	Exam preparation and tutoring				
	All establishments	40	410	1 095	4 713
	Establishments with 1 to 4 employees	20	X	X	X
	Establishments with 5 to 9 employees	5	X	X	X
	Establishments with 10 to 19 employees	9	X	X	X
	Establishments with 20 to 49 employees	5	X	X	X
	Establishments with 50 to 99 employees	1	X	X	X
	Establishments with 100 to 249 employees	—	X	X	X
	Establishments with 250 to 499 employees	—	X	X	X
	Establishments with 500 to 999 employees	—	X	X	X
	Establishments with 1,000 employees or more	—	X	X	X
62	Health care and social assistance				
	All establishments	3 278	63 525	606 221	2 671 664
	Establishments with 1 to 4 employees	1 734	X	X	X
	Establishments with 5 to 9 employees	787	X	X	X
	Establishments with 10 to 19 employees	424	X	X	X
	Establishments with 20 to 49 employees	214	X	X	X
	Establishments with 50 to 99 employees	57	X	X	X
	Establishments with 100 to 249 employees	39	X	X	X
	Establishments with 250 to 499 employees	10	X	X	X
	Establishments with 500 to 999 employees	2	X	X	X
	Establishments with 1,000 employees or more	11	X	X	X
621	Ambulatory health care services				
	All establishments	2 751	30 382	315 073	1 428 966
	Establishments with 1 to 4 employees	1 585	X	X	X
	Establishments with 5 to 9 employees	672	X	X	X
	Establishments with 10 to 19 employees	306	X	X	X
	Establishments with 20 to 49 employees	137	X	X	X
	Establishments with 50 to 99 employees	25	X	X	X
	Establishments with 100 to 249 employees	17	X	X	X
	Establishments with 250 to 499 employees	4	X	X	X
	Establishments with 500 to 999 employees	1	X	X	X
	Establishments with 1,000 employees or more	4	X	X	X

See footnotes at end of table.

Table 5. Establishments, Employees, and Payroll by Industry and Employment Size of Establishments by County: 2004—Con.

[Excludes most government employees, railroad employees, and self-employed persons. Size class 1 to 4 employees includes establishments having payroll, but no employees, during mid-March pay period. For meaning of abbreviations and symbols, see introductory text. For explanation of terms, see Appendix A. For statement on reliability, see the note at the end of the table and Appendix C]

NAICS code	Geography, kind of business, and employment size class	Establishments (number)	Paid employees for pay period including March 12 (number)	First-quarter payroll (\$1,000)	Annual payroll (\$1,000)
	BERGEN—Con.				
62	Health care and social assistance—Con.				
621	Ambulatory health care services—Con.				
6211	Offices of physicians				
	All establishments	1 216	8 743	144 090	706 229
	Establishments with 1 to 4 employees	675	X	X	X
	Establishments with 5 to 9 employees	292	X	X	X
	Establishments with 10 to 19 employees	152	X	X	X
	Establishments with 20 to 49 employees	83	X	X	X
	Establishments with 50 to 99 employees	13	X	X	X
	Establishments with 100 to 249 employees	1	X	X	X
	Establishments with 250 to 499 employees	—	X	X	X
	Establishments with 500 to 999 employees	—	X	X	X
	Establishments with 1,000 employees or more	—	X	X	X
62111	Offices of physicians				
	All establishments	1 216	8 743	144 090	706 229
	Establishments with 1 to 4 employees	675	X	X	X
	Establishments with 5 to 9 employees	292	X	X	X
	Establishments with 10 to 19 employees	152	X	X	X
	Establishments with 20 to 49 employees	83	X	X	X
	Establishments with 50 to 99 employees	13	X	X	X
	Establishments with 100 to 249 employees	1	X	X	X
	Establishments with 250 to 499 employees	—	X	X	X
	Establishments with 500 to 999 employees	—	X	X	X
	Establishments with 1,000 employees or more	—	X	X	X
621111	Offices of physicians (except mental health specialists)				
	All establishments	1 148	8 566	141 897	695 874
	Establishments with 1 to 4 employees	618	X	X	X
	Establishments with 5 to 9 employees	284	X	X	X
	Establishments with 10 to 19 employees	149	X	X	X
	Establishments with 20 to 49 employees	83	X	X	X
	Establishments with 50 to 99 employees	13	X	X	X
	Establishments with 100 to 249 employees	1	X	X	X
	Establishments with 250 to 499 employees	—	X	X	X
	Establishments with 500 to 999 employees	—	X	X	X
	Establishments with 1,000 employees or more	—	X	X	X
621112	Offices of physicians, mental health specialists				
	All establishments	68	177	2 193	10 355
	Establishments with 1 to 4 employees	57	X	X	X
	Establishments with 5 to 9 employees	8	X	X	X
	Establishments with 10 to 19 employees	3	X	X	X
	Establishments with 20 to 49 employees	—	X	X	X
	Establishments with 50 to 99 employees	—	X	X	X
	Establishments with 100 to 249 employees	—	X	X	X
	Establishments with 250 to 499 employees	—	X	X	X
	Establishments with 500 to 999 employees	—	X	X	X
	Establishments with 1,000 employees or more	—	X	X	X
6212	Offices of dentists				
	All establishments	746	3 739	30 907	143 655
	Establishments with 1 to 4 employees	425	X	X	X
	Establishments with 5 to 9 employees	237	X	X	X
	Establishments with 10 to 19 employees	76	X	X	X
	Establishments with 20 to 49 employees	7	X	X	X
	Establishments with 50 to 99 employees	1	X	X	X
	Establishments with 100 to 249 employees	—	X	X	X
	Establishments with 250 to 499 employees	—	X	X	X
	Establishments with 500 to 999 employees	—	X	X	X
	Establishments with 1,000 employees or more	—	X	X	X
62121	Offices of dentists				
	All establishments	746	3 739	30 907	143 655
	Establishments with 1 to 4 employees	425	X	X	X
	Establishments with 5 to 9 employees	237	X	X	X
	Establishments with 10 to 19 employees	76	X	X	X
	Establishments with 20 to 49 employees	7	X	X	X
	Establishments with 50 to 99 employees	1	X	X	X
	Establishments with 100 to 249 employees	—	X	X	X
	Establishments with 250 to 499 employees	—	X	X	X
	Establishments with 500 to 999 employees	—	X	X	X
	Establishments with 1,000 employees or more	—	X	X	X
621210	Offices of dentists				
	All establishments	746	3 739	30 907	143 655
	Establishments with 1 to 4 employees	425	X	X	X
	Establishments with 5 to 9 employees	237	X	X	X
	Establishments with 10 to 19 employees	76	X	X	X
	Establishments with 20 to 49 employees	7	X	X	X
	Establishments with 50 to 99 employees	1	X	X	X
	Establishments with 100 to 249 employees	—	X	X	X
	Establishments with 250 to 499 employees	—	X	X	X
	Establishments with 500 to 999 employees	—	X	X	X
	Establishments with 1,000 employees or more	—	X	X	X

See footnotes at end of table.

Table 5. Establishments, Employees, and Payroll by Industry and Employment Size of Establishments by County: 2004—Con.

[Excludes most government employees, railroad employees, and self-employed persons. Size class 1 to 4 employees includes establishments having payroll, but no employees, during mid-March pay period. For meaning of abbreviations and symbols, see introductory text. For explanation of terms, see Appendix A. For statement on reliability, see the note at the end of the table and Appendix C]

NAICS code	Geography, kind of business, and employment size class	Establishments (number)	Paid employees for pay period including March 12 (number)	First-quarter payroll (\$1,000)	Annual payroll (\$1,000)
BERGEN—Con.					
62	Health care and social assistance—Con.				
621	Ambulatory health care services—Con.				
6213	Offices of other health practitioners				
	All establishments	551	2 052	14 664	64 858
	Establishments with 1 to 4 employees	402	X	X	X
	Establishments with 5 to 9 employees	106	X	X	X
	Establishments with 10 to 19 employees	34	X	X	X
	Establishments with 20 to 49 employees	9	X	X	X
	Establishments with 50 to 99 employees	—	X	X	X
	Establishments with 100 to 249 employees	—	X	X	X
	Establishments with 250 to 499 employees	—	X	X	X
	Establishments with 500 to 999 employees	—	X	X	X
	Establishments with 1,000 employees or more	—	X	X	X
62131	Offices of chiropractors				
	All establishments	202	555	3 178	13 504
	Establishments with 1 to 4 employees	168	X	X	X
	Establishments with 5 to 9 employees	30	X	X	X
	Establishments with 10 to 19 employees	3	X	X	X
	Establishments with 20 to 49 employees	1	X	X	X
	Establishments with 50 to 99 employees	—	X	X	X
	Establishments with 100 to 249 employees	—	X	X	X
	Establishments with 250 to 499 employees	—	X	X	X
	Establishments with 500 to 999 employees	—	X	X	X
	Establishments with 1,000 employees or more	—	X	X	X
621310	Offices of chiropractors				
	All establishments	202	555	3 178	13 504
	Establishments with 1 to 4 employees	168	X	X	X
	Establishments with 5 to 9 employees	30	X	X	X
	Establishments with 10 to 19 employees	3	X	X	X
	Establishments with 20 to 49 employees	1	X	X	X
	Establishments with 50 to 99 employees	—	X	X	X
	Establishments with 100 to 249 employees	—	X	X	X
	Establishments with 250 to 499 employees	—	X	X	X
	Establishments with 500 to 999 employees	—	X	X	X
	Establishments with 1,000 employees or more	—	X	X	X
62132	Offices of optometrists				
	All establishments	65	329	1 921	8 626
	Establishments with 1 to 4 employees	34	X	X	X
	Establishments with 5 to 9 employees	22	X	X	X
	Establishments with 10 to 19 employees	7	X	X	X
	Establishments with 20 to 49 employees	2	X	X	X
	Establishments with 50 to 99 employees	—	X	X	X
	Establishments with 100 to 249 employees	—	X	X	X
	Establishments with 250 to 499 employees	—	X	X	X
	Establishments with 500 to 999 employees	—	X	X	X
	Establishments with 1,000 employees or more	—	X	X	X
621320	Offices of optometrists				
	All establishments	65	329	1 921	8 626
	Establishments with 1 to 4 employees	34	X	X	X
	Establishments with 5 to 9 employees	22	X	X	X
	Establishments with 10 to 19 employees	7	X	X	X
	Establishments with 20 to 49 employees	2	X	X	X
	Establishments with 50 to 99 employees	—	X	X	X
	Establishments with 100 to 249 employees	—	X	X	X
	Establishments with 250 to 499 employees	—	X	X	X
	Establishments with 500 to 999 employees	—	X	X	X
	Establishments with 1,000 employees or more	—	X	X	X
62134	Offices of physical, occupational and speech therapists, and audiologists				
	All establishments	112	646	5 411	24 001
	Establishments with 1 to 4 employees	61	X	X	X
	Establishments with 5 to 9 employees	29	X	X	X
	Establishments with 10 to 19 employees	18	X	X	X
	Establishments with 20 to 49 employees	4	X	X	X
	Establishments with 50 to 99 employees	—	X	X	X
	Establishments with 100 to 249 employees	—	X	X	X
	Establishments with 250 to 499 employees	—	X	X	X
	Establishments with 500 to 999 employees	—	X	X	X
	Establishments with 1,000 employees or more	—	X	X	X
621340	Offices of physical, occupational, and speech therapists and audiologists				
	All establishments	112	646	5 411	24 001
	Establishments with 1 to 4 employees	61	X	X	X
	Establishments with 5 to 9 employees	29	X	X	X
	Establishments with 10 to 19 employees	18	X	X	X
	Establishments with 20 to 49 employees	4	X	X	X
	Establishments with 50 to 99 employees	—	X	X	X
	Establishments with 100 to 249 employees	—	X	X	X
	Establishments with 250 to 499 employees	—	X	X	X
	Establishments with 500 to 999 employees	—	X	X	X
	Establishments with 1,000 employees or more	—	X	X	X

See footnotes at end of table.

Table 5. Establishments, Employees, and Payroll by Industry and Employment Size of Establishments by County: 2004—Con.

[Excludes most government employees, railroad employees, and self-employed persons. Size class 1 to 4 employees includes establishments having payroll, but no employees, during mid-March pay period. For meaning of abbreviations and symbols, see introductory text. For explanation of terms, see Appendix A. For statement on reliability, see the note at the end of the table and Appendix C]

NAICS code	Geography, kind of business, and employment size class	Establishments (number)	Paid employees for pay period including March 12 (number)	First-quarter payroll (\$1,000)	Annual payroll (\$1,000)
62	BERGEN—Con.				
	Health care and social assistance—Con.				
621	Ambulatory health care services—Con.				
6213	Offices of other health practitioners—Con.				
62139	Offices of all other health practitioners				
	All establishments	132	428	3 568	15 910
	Establishments with 1 to 4 employees	103	X	X	X
	Establishments with 5 to 9 employees	22	X	X	X
	Establishments with 10 to 19 employees	5	X	X	X
	Establishments with 20 to 49 employees	2	X	X	X
	Establishments with 50 to 99 employees	—	X	X	X
	Establishments with 100 to 249 employees	—	X	X	X
	Establishments with 250 to 499 employees	—	X	X	X
	Establishments with 500 to 999 employees	—	X	X	X
	Establishments with 1,000 employees or more	—	X	X	X
621391	Offices of podiatrists				
	All establishments	81	257	1 566	7 127
	Establishments with 1 to 4 employees	60	X	X	X
	Establishments with 5 to 9 employees	18	X	X	X
	Establishments with 10 to 19 employees	3	X	X	X
	Establishments with 20 to 49 employees	—	X	X	X
	Establishments with 50 to 99 employees	—	X	X	X
	Establishments with 100 to 249 employees	—	X	X	X
	Establishments with 250 to 499 employees	—	X	X	X
	Establishments with 500 to 999 employees	—	X	X	X
	Establishments with 1,000 employees or more	—	X	X	X
621399	Offices of all other miscellaneous health practitioners				
	All establishments	51	171	2 002	8 783
	Establishments with 1 to 4 employees	43	X	X	X
	Establishments with 5 to 9 employees	4	X	X	X
	Establishments with 10 to 19 employees	2	X	X	X
	Establishments with 20 to 49 employees	2	X	X	X
	Establishments with 50 to 99 employees	—	X	X	X
	Establishments with 100 to 249 employees	—	X	X	X
	Establishments with 250 to 499 employees	—	X	X	X
	Establishments with 500 to 999 employees	—	X	X	X
	Establishments with 1,000 employees or more	—	X	X	X
6214	Outpatient care centers				
	All establishments	85	1 614	14 986	64 104
	Establishments with 1 to 4 employees	23	X	X	X
	Establishments with 5 to 9 employees	18	X	X	X
	Establishments with 10 to 19 employees	17	X	X	X
	Establishments with 20 to 49 employees	19	X	X	X
	Establishments with 50 to 99 employees	5	X	X	X
	Establishments with 100 to 249 employees	3	X	X	X
	Establishments with 250 to 499 employees	—	X	X	X
	Establishments with 500 to 999 employees	—	X	X	X
	Establishments with 1,000 employees or more	—	X	X	X
62142	Outpatient mental health and substance abuse centers				
	All establishments	25	528	4 992	19 823
	Establishments with 1 to 4 employees	3	X	X	X
	Establishments with 5 to 9 employees	13	X	X	X
	Establishments with 10 to 19 employees	2	X	X	X
	Establishments with 20 to 49 employees	4	X	X	X
	Establishments with 50 to 99 employees	2	X	X	X
	Establishments with 100 to 249 employees	1	X	X	X
	Establishments with 250 to 499 employees	—	X	X	X
	Establishments with 500 to 999 employees	—	X	X	X
	Establishments with 1,000 employees or more	—	X	X	X
621420	Outpatient mental health and substance abuse centers				
	All establishments	25	528	4 992	19 823
	Establishments with 1 to 4 employees	3	X	X	X
	Establishments with 5 to 9 employees	13	X	X	X
	Establishments with 10 to 19 employees	2	X	X	X
	Establishments with 20 to 49 employees	4	X	X	X
	Establishments with 50 to 99 employees	2	X	X	X
	Establishments with 100 to 249 employees	1	X	X	X
	Establishments with 250 to 499 employees	—	X	X	X
	Establishments with 500 to 999 employees	—	X	X	X
	Establishments with 1,000 employees or more	—	X	X	X
62149	Other outpatient care centers				
	All establishments	56	1 052	9 629	42 721
	Establishments with 1 to 4 employees	18	X	X	X
	Establishments with 5 to 9 employees	4	X	X	X
	Establishments with 10 to 19 employees	15	X	X	X
	Establishments with 20 to 49 employees	14	X	X	X
	Establishments with 50 to 99 employees	3	X	X	X
	Establishments with 100 to 249 employees	2	X	X	X
	Establishments with 250 to 499 employees	—	X	X	X
	Establishments with 500 to 999 employees	—	X	X	X
	Establishments with 1,000 employees or more	—	X	X	X

See footnotes at end of table.

Table 5. Establishments, Employees, and Payroll by Industry and Employment Size of Establishments by County: 2004—Con.

[Excludes most government employees, railroad employees, and self-employed persons. Size class 1 to 4 employees includes establishments having payroll, but no employees, during mid-March pay period. For meaning of abbreviations and symbols, see introductory text. For explanation of terms, see Appendix A. For statement on reliability, see the note at the end of the table and Appendix C]

NAICS code	Geography, kind of business, and employment size class	Establishments (number)	Paid employees for pay period including March 12 (number)	First-quarter payroll (\$1,000)	Annual payroll (\$1,000)
BERGEN—Con.					
62	Health care and social assistance—Con.				
621	Ambulatory health care services—Con.				
6214	Outpatient care centers—Con.				
62149	Other outpatient care centers—Con.				
621493	Freestanding ambulatory surgical and emergency centers				
	All establishments	22	444	4 647	21 068
	Establishments with 1 to 4 employees	7	X	X	X
	Establishments with 5 to 9 employees	1	X	X	X
	Establishments with 10 to 19 employees	4	X	X	X
	Establishments with 20 to 49 employees	9	X	X	X
	Establishments with 50 to 99 employees	—	X	X	X
	Establishments with 100 to 249 employees	1	X	X	X
	Establishments with 250 to 499 employees	—	X	X	X
	Establishments with 500 to 999 employees	—	X	X	X
	Establishments with 1,000 employees or more	—	X	X	X
621498	All other outpatient care centers				
	All establishments	28	514	4 039	17 243
	Establishments with 1 to 4 employees	9	X	X	X
	Establishments with 5 to 9 employees	1	X	X	X
	Establishments with 10 to 19 employees	11	X	X	X
	Establishments with 20 to 49 employees	4	X	X	X
	Establishments with 50 to 99 employees	2	X	X	X
	Establishments with 100 to 249 employees	1	X	X	X
	Establishments with 250 to 499 employees	—	X	X	X
	Establishments with 500 to 999 employees	—	X	X	X
	Establishments with 1,000 employees or more	—	X	X	X
6215	Medical and diagnostic laboratories				
	All establishments	65	4 823	66 210	260 373
	Establishments with 1 to 4 employees	32	X	X	X
	Establishments with 5 to 9 employees	10	X	X	X
	Establishments with 10 to 19 employees	13	X	X	X
	Establishments with 20 to 49 employees	5	X	X	X
	Establishments with 50 to 99 employees	2	X	X	X
	Establishments with 100 to 249 employees	—	X	X	X
	Establishments with 250 to 499 employees	1	X	X	X
	Establishments with 500 to 999 employees	1	X	X	X
	Establishments with 1,000 employees or more	1	X	X	X
62151	Medical and diagnostic laboratories				
	All establishments	65	4 823	66 210	260 373
	Establishments with 1 to 4 employees	32	X	X	X
	Establishments with 5 to 9 employees	10	X	X	X
	Establishments with 10 to 19 employees	13	X	X	X
	Establishments with 20 to 49 employees	5	X	X	X
	Establishments with 50 to 99 employees	2	X	X	X
	Establishments with 100 to 249 employees	—	X	X	X
	Establishments with 250 to 499 employees	1	X	X	X
	Establishments with 500 to 999 employees	1	X	X	X
	Establishments with 1,000 employees or more	1	X	X	X
621511	Medical laboratories				
	All establishments	24	4 393	60 874	234 478
	Establishments with 1 to 4 employees	12	X	X	X
	Establishments with 5 to 9 employees	5	X	X	X
	Establishments with 10 to 19 employees	3	X	X	X
	Establishments with 20 to 49 employees	1	X	X	X
	Establishments with 50 to 99 employees	—	X	X	X
	Establishments with 100 to 249 employees	—	X	X	X
	Establishments with 250 to 499 employees	1	X	X	X
	Establishments with 500 to 999 employees	1	X	X	X
	Establishments with 1,000 employees or more	1	X	X	X
621512	Diagnostic imaging centers				
	All establishments	41	430	5 336	25 895
	Establishments with 1 to 4 employees	20	X	X	X
	Establishments with 5 to 9 employees	5	X	X	X
	Establishments with 10 to 19 employees	10	X	X	X
	Establishments with 20 to 49 employees	4	X	X	X
	Establishments with 50 to 99 employees	2	X	X	X
	Establishments with 100 to 249 employees	—	X	X	X
	Establishments with 250 to 499 employees	—	X	X	X
	Establishments with 500 to 999 employees	—	X	X	X
	Establishments with 1,000 employees or more	—	X	X	X
6216	Home health care services				
	All establishments	55	8 755	39 232	167 190
	Establishments with 1 to 4 employees	14	X	X	X
	Establishments with 5 to 9 employees	4	X	X	X
	Establishments with 10 to 19 employees	7	X	X	X
	Establishments with 20 to 49 employees	10	X	X	X
	Establishments with 50 to 99 employees	2	X	X	X
	Establishments with 100 to 249 employees	12	X	X	X
	Establishments with 250 to 499 employees	3	X	X	X
	Establishments with 500 to 999 employees	—	X	X	X

See footnotes at end of table.

Table 5. Establishments, Employees, and Payroll by Industry and Employment Size of Establishments by County: 2004—Con.

[Excludes most government employees, railroad employees, and self-employed persons. Size class 1 to 4 employees includes establishments having payroll, but no employees, during mid-March pay period. For meaning of abbreviations and symbols, see introductory text. For explanation of terms, see Appendix A. For statement on reliability, see the note at the end of the table and Appendix C]

NAICS code	Geography, kind of business, and employment size class	Establishments (number)	Paid employees for pay period including March 12 (number)	First-quarter payroll (\$1,000)	Annual payroll (\$1,000)
BERGEN—Con.					
62	Health care and social assistance—Con.				
621	Ambulatory health care services—Con.				
6216	Home health care services—Con.				
	All establishments—Con.				
	Establishments with 1,000 employees or more	3	X	X	X
62161	Home health care services				
	All establishments	55	8 755	39 232	167 190
	Establishments with 1 to 4 employees	14	X	X	X
	Establishments with 5 to 9 employees	4	X	X	X
	Establishments with 10 to 19 employees	7	X	X	X
	Establishments with 20 to 49 employees	10	X	X	X
	Establishments with 50 to 99 employees	2	X	X	X
	Establishments with 100 to 249 employees	12	X	X	X
	Establishments with 250 to 499 employees	3	X	X	X
	Establishments with 500 to 999 employees	—	X	X	X
	Establishments with 1,000 employees or more	3	X	X	X
621610	Home health care services				
	All establishments	55	8 755	39 232	167 190
	Establishments with 1 to 4 employees	14	X	X	X
	Establishments with 5 to 9 employees	4	X	X	X
	Establishments with 10 to 19 employees	7	X	X	X
	Establishments with 20 to 49 employees	10	X	X	X
	Establishments with 50 to 99 employees	2	X	X	X
	Establishments with 100 to 249 employees	12	X	X	X
	Establishments with 250 to 499 employees	3	X	X	X
	Establishments with 500 to 999 employees	—	X	X	X
	Establishments with 1,000 employees or more	3	X	X	X
6219	Other ambulatory health care services				
	All establishments	33	656	4 984	22 557
	Establishments with 1 to 4 employees	14	X	X	X
	Establishments with 5 to 9 employees	5	X	X	X
	Establishments with 10 to 19 employees	7	X	X	X
	Establishments with 20 to 49 employees	4	X	X	X
	Establishments with 50 to 99 employees	2	X	X	X
	Establishments with 100 to 249 employees	1	X	X	X
	Establishments with 250 to 499 employees	—	X	X	X
	Establishments with 500 to 999 employees	—	X	X	X
	Establishments with 1,000 employees or more	—	X	X	X
62191	Ambulance services				
	All establishments	10	137	724	3 155
	Establishments with 1 to 4 employees	4	X	X	X
	Establishments with 5 to 9 employees	2	X	X	X
	Establishments with 10 to 19 employees	3	X	X	X
	Establishments with 20 to 49 employees	—	X	X	X
	Establishments with 50 to 99 employees	1	X	X	X
	Establishments with 100 to 249 employees	—	X	X	X
	Establishments with 250 to 499 employees	—	X	X	X
	Establishments with 500 to 999 employees	—	X	X	X
	Establishments with 1,000 employees or more	—	X	X	X
621910	Ambulance services				
	All establishments	10	137	724	3 155
	Establishments with 1 to 4 employees	4	X	X	X
	Establishments with 5 to 9 employees	2	X	X	X
	Establishments with 10 to 19 employees	3	X	X	X
	Establishments with 20 to 49 employees	—	X	X	X
	Establishments with 50 to 99 employees	1	X	X	X
	Establishments with 100 to 249 employees	—	X	X	X
	Establishments with 250 to 499 employees	—	X	X	X
	Establishments with 500 to 999 employees	—	X	X	X
	Establishments with 1,000 employees or more	—	X	X	X
62199	All other ambulatory health care services				
	All establishments	23	519	4 260	19 402
	Establishments with 1 to 4 employees	10	X	X	X
	Establishments with 5 to 9 employees	3	X	X	X
	Establishments with 10 to 19 employees	4	X	X	X
	Establishments with 20 to 49 employees	4	X	X	X
	Establishments with 50 to 99 employees	1	X	X	X
	Establishments with 100 to 249 employees	1	X	X	X
	Establishments with 250 to 499 employees	—	X	X	X
	Establishments with 500 to 999 employees	—	X	X	X
	Establishments with 1,000 employees or more	—	X	X	X
621991	Blood and organ banks				
	All establishments	3	e	D	D
	Establishments with 1 to 4 employees	—	X	X	X
	Establishments with 5 to 9 employees	—	X	X	X
	Establishments with 10 to 19 employees	2	X	X	X
	Establishments with 20 to 49 employees	—	X	X	X
	Establishments with 50 to 99 employees	—	X	X	X
	Establishments with 100 to 249 employees	1	X	X	X
	Establishments with 250 to 499 employees	—	X	X	X

See footnotes at end of table.

Table 5. Establishments, Employees, and Payroll by Industry and Employment Size of Establishments by County: 2004—Con.

[Excludes most government employees, railroad employees, and self-employed persons. Size class 1 to 4 employees includes establishments having payroll, but no employees, during mid-March pay period. For meaning of abbreviations and symbols, see introductory text. For explanation of terms, see Appendix A. For statement on reliability, see the note at the end of the table and Appendix C]

NAICS code	Geography, kind of business, and employment size class	Establishments (number)	Paid employees for pay period including March 12 (number)	First-quarter payroll (\$1,000)	Annual payroll (\$1,000)
	BERGEN—Con.				
62	Health care and social assistance—Con.				
621	Ambulatory health care services—Con.				
6219	Other ambulatory health care services—Con.				
62199	All other ambulatory health care services—Con.				
621991	Blood and organ banks—Con.				
	All establishments—Con.				
	Establishments with 500 to 999 employees	—	X	X	X
	Establishments with 1,000 employees or more	—	X	X	X
621999	All other miscellaneous ambulatory health care services				
	All establishments	20	e	D	D
	Establishments with 1 to 4 employees	10	X	X	X
	Establishments with 5 to 9 employees	3	X	X	X
	Establishments with 10 to 19 employees	2	X	X	X
	Establishments with 20 to 49 employees	4	X	X	X
	Establishments with 50 to 99 employees	1	X	X	X
	Establishments with 100 to 249 employees	—	X	X	X
	Establishments with 250 to 499 employees	—	X	X	X
	Establishments with 500 to 999 employees	—	X	X	X
	Establishments with 1,000 employees or more	—	X	X	X
622	Hospitals				
	All establishments	13	18 200	205 173	878 554
	Establishments with 1 to 4 employees	3	X	X	X
	Establishments with 5 to 9 employees	1	X	X	X
	Establishments with 10 to 19 employees	—	X	X	X
	Establishments with 20 to 49 employees	1	X	X	X
	Establishments with 50 to 99 employees	—	X	X	X
	Establishments with 100 to 249 employees	—	X	X	X
	Establishments with 250 to 499 employees	1	X	X	X
	Establishments with 500 to 999 employees	1	X	X	X
	Establishments with 1,000 employees or more	6	X	X	X
6221	General medical and surgical hospitals				
	All establishments	7	17 077	195 375	836 066
	Establishments with 1 to 4 employees	1	X	X	X
	Establishments with 5 to 9 employees	—	X	X	X
	Establishments with 10 to 19 employees	—	X	X	X
	Establishments with 20 to 49 employees	—	X	X	X
	Establishments with 50 to 99 employees	—	X	X	X
	Establishments with 100 to 249 employees	—	X	X	X
	Establishments with 250 to 499 employees	—	X	X	X
	Establishments with 500 to 999 employees	—	X	X	X
	Establishments with 1,000 employees or more	6	X	X	X
62211	General medical and surgical hospitals				
	All establishments	7	17 077	195 375	836 066
	Establishments with 1 to 4 employees	1	X	X	X
	Establishments with 5 to 9 employees	—	X	X	X
	Establishments with 10 to 19 employees	—	X	X	X
	Establishments with 20 to 49 employees	—	X	X	X
	Establishments with 50 to 99 employees	—	X	X	X
	Establishments with 100 to 249 employees	—	X	X	X
	Establishments with 250 to 499 employees	—	X	X	X
	Establishments with 500 to 999 employees	—	X	X	X
	Establishments with 1,000 employees or more	6	X	X	X
622110	General medical and surgical hospitals				
	All establishments	7	17 077	195 375	836 066
	Establishments with 1 to 4 employees	1	X	X	X
	Establishments with 5 to 9 employees	—	X	X	X
	Establishments with 10 to 19 employees	—	X	X	X
	Establishments with 20 to 49 employees	—	X	X	X
	Establishments with 50 to 99 employees	—	X	X	X
	Establishments with 100 to 249 employees	—	X	X	X
	Establishments with 250 to 499 employees	—	X	X	X
	Establishments with 500 to 999 employees	—	X	X	X
	Establishments with 1,000 employees or more	6	X	X	X
6222	Psychiatric and substance abuse hospitals				
	All establishments	2	f	D	D
	Establishments with 1 to 4 employees	1	X	X	X
	Establishments with 5 to 9 employees	—	X	X	X
	Establishments with 10 to 19 employees	—	X	X	X
	Establishments with 20 to 49 employees	—	X	X	X
	Establishments with 50 to 99 employees	—	X	X	X
	Establishments with 100 to 249 employees	—	X	X	X
	Establishments with 250 to 499 employees	—	X	X	X
	Establishments with 500 to 999 employees	1	X	X	X
	Establishments with 1,000 employees or more	—	X	X	X

See footnotes at end of table.

Table 5. Establishments, Employees, and Payroll by Industry and Employment Size of Establishments by County: 2004—Con.

[Excludes most government employees, railroad employees, and self-employed persons. Size class 1 to 4 employees includes establishments having payroll, but no employees, during mid-March pay period. For meaning of abbreviations and symbols, see introductory text. For explanation of terms, see Appendix A. For statement on reliability, see the note at the end of the table and Appendix C]

NAICS code	Geography, kind of business, and employment size class	Establishments (number)	Paid employees for pay period including March 12 (number)	First-quarter payroll (\$1,000)	Annual payroll (\$1,000)
62	BERGEN—Con.				
	Health care and social assistance—Con.				
622	Hospitals—Con.				
6222	Psychiatric and substance abuse hospitals—Con.				
62221	Psychiatric and substance abuse hospitals				
	All establishments	2	f	D	D
	Establishments with 1 to 4 employees	1	X	X	X
	Establishments with 5 to 9 employees	—	X	X	X
	Establishments with 10 to 19 employees	—	X	X	X
	Establishments with 20 to 49 employees	—	X	X	X
	Establishments with 50 to 99 employees	—	X	X	X
	Establishments with 100 to 249 employees	—	X	X	X
	Establishments with 250 to 499 employees	—	X	X	X
	Establishments with 500 to 999 employees	1	X	X	X
	Establishments with 1,000 employees or more	—	X	X	X
622210	Psychiatric and substance abuse hospitals				
	All establishments	2	f	D	D
	Establishments with 1 to 4 employees	1	X	X	X
	Establishments with 5 to 9 employees	—	X	X	X
	Establishments with 10 to 19 employees	—	X	X	X
	Establishments with 20 to 49 employees	—	X	X	X
	Establishments with 50 to 99 employees	—	X	X	X
	Establishments with 100 to 249 employees	—	X	X	X
	Establishments with 250 to 499 employees	—	X	X	X
	Establishments with 500 to 999 employees	1	X	X	X
	Establishments with 1,000 employees or more	—	X	X	X
6223	Specialty (except psychiatric and substance abuse) hospitals				
	All establishments	4	e	D	D
	Establishments with 1 to 4 employees	1	X	X	X
	Establishments with 5 to 9 employees	1	X	X	X
	Establishments with 10 to 19 employees	—	X	X	X
	Establishments with 20 to 49 employees	1	X	X	X
	Establishments with 50 to 99 employees	—	X	X	X
	Establishments with 100 to 249 employees	—	X	X	X
	Establishments with 250 to 499 employees	1	X	X	X
	Establishments with 500 to 999 employees	—	X	X	X
	Establishments with 1,000 employees or more	—	X	X	X
62231	Specialty (except psychiatric and substance abuse) hospitals				
	All establishments	4	e	D	D
	Establishments with 1 to 4 employees	1	X	X	X
	Establishments with 5 to 9 employees	1	X	X	X
	Establishments with 10 to 19 employees	—	X	X	X
	Establishments with 20 to 49 employees	1	X	X	X
	Establishments with 50 to 99 employees	—	X	X	X
	Establishments with 100 to 249 employees	—	X	X	X
	Establishments with 250 to 499 employees	1	X	X	X
	Establishments with 500 to 999 employees	—	X	X	X
	Establishments with 1,000 employees or more	—	X	X	X
622310	Specialty (except psychiatric and substance abuse) hospitals				
	All establishments	4	e	D	D
	Establishments with 1 to 4 employees	1	X	X	X
	Establishments with 5 to 9 employees	1	X	X	X
	Establishments with 10 to 19 employees	—	X	X	X
	Establishments with 20 to 49 employees	1	X	X	X
	Establishments with 50 to 99 employees	—	X	X	X
	Establishments with 100 to 249 employees	—	X	X	X
	Establishments with 250 to 499 employees	1	X	X	X
	Establishments with 500 to 999 employees	—	X	X	X
	Establishments with 1,000 employees or more	—	X	X	X
623	Nursing and residential care facilities				
	All establishments	135	9 303	58 977	251 677
	Establishments with 1 to 4 employees	15	X	X	X
	Establishments with 5 to 9 employees	28	X	X	X
	Establishments with 10 to 19 employees	32	X	X	X
	Establishments with 20 to 49 employees	16	X	X	X
	Establishments with 50 to 99 employees	19	X	X	X
	Establishments with 100 to 249 employees	21	X	X	X
	Establishments with 250 to 499 employees	3	X	X	X
	Establishments with 500 to 999 employees	—	X	X	X
	Establishments with 1,000 employees or more	1	X	X	X
6231	Nursing care facilities				
	All establishments	44	6 743	44 582	192 777
	Establishments with 1 to 4 employees	4	X	X	X
	Establishments with 5 to 9 employees	2	X	X	X
	Establishments with 10 to 19 employees	3	X	X	X
	Establishments with 20 to 49 employees	6	X	X	X
	Establishments with 50 to 99 employees	10	X	X	X
	Establishments with 100 to 249 employees	15	X	X	X
	Establishments with 250 to 499 employees	3	X	X	X
	Establishments with 500 to 999 employees	—	X	X	X
	Establishments with 1,000 employees or more	1	X	X	X

See footnotes at end of table.

Table 5. Establishments, Employees, and Payroll by Industry and Employment Size of Establishments by County: 2004—Con.

[Excludes most government employees, railroad employees, and self-employed persons. Size class 1 to 4 employees includes establishments having payroll, but no employees, during mid-March pay period. For meaning of abbreviations and symbols, see introductory text. For explanation of terms, see Appendix A. For statement on reliability, see the note at the end of the table and Appendix C]

NAICS code	Geography, kind of business, and employment size class	Establishments (number)	Paid employees for pay period including March 12 (number)	First-quarter payroll (\$1,000)	Annual payroll (\$1,000)
	BERGEN—Con.				
62	Health care and social assistance—Con.				
623	Nursing and residential care facilities—Con.				
6231	Nursing care facilities—Con.				
62311	Nursing care facilities				
	All establishments	44	6 743	44 582	192 777
	Establishments with 1 to 4 employees	4	X	X	X
	Establishments with 5 to 9 employees	2	X	X	X
	Establishments with 10 to 19 employees	3	X	X	X
	Establishments with 20 to 49 employees	6	X	X	X
	Establishments with 50 to 99 employees	10	X	X	X
	Establishments with 100 to 249 employees	15	X	X	X
	Establishments with 250 to 499 employees	3	X	X	X
	Establishments with 500 to 999 employees	—	X	X	X
	Establishments with 1,000 employees or more	1	X	X	X
623110	Nursing care facilities				
	All establishments	44	6 743	44 582	192 777
	Establishments with 1 to 4 employees	4	X	X	X
	Establishments with 5 to 9 employees	2	X	X	X
	Establishments with 10 to 19 employees	3	X	X	X
	Establishments with 20 to 49 employees	6	X	X	X
	Establishments with 50 to 99 employees	10	X	X	X
	Establishments with 100 to 249 employees	15	X	X	X
	Establishments with 250 to 499 employees	3	X	X	X
	Establishments with 500 to 999 employees	—	X	X	X
	Establishments with 1,000 employees or more	1	X	X	X
6232	Residential mental retardation, mental health and substance abuse facilities				
	All establishments	55	1 078	5 812	24 350
	Establishments with 1 to 4 employees	5	X	X	X
	Establishments with 5 to 9 employees	21	X	X	X
	Establishments with 10 to 19 employees	19	X	X	X
	Establishments with 20 to 49 employees	6	X	X	X
	Establishments with 50 to 99 employees	2	X	X	X
	Establishments with 100 to 249 employees	2	X	X	X
	Establishments with 250 to 499 employees	—	X	X	X
	Establishments with 500 to 999 employees	—	X	X	X
	Establishments with 1,000 employees or more	—	X	X	X
62321	Residential mental retardation facilities				
	All establishments	48	988	5 534	23 506
	Establishments with 1 to 4 employees	4	X	X	X
	Establishments with 5 to 9 employees	17	X	X	X
	Establishments with 10 to 19 employees	18	X	X	X
	Establishments with 20 to 49 employees	5	X	X	X
	Establishments with 50 to 99 employees	2	X	X	X
	Establishments with 100 to 249 employees	2	X	X	X
	Establishments with 250 to 499 employees	—	X	X	X
	Establishments with 500 to 999 employees	—	X	X	X
	Establishments with 1,000 employees or more	—	X	X	X
623210	Residential mental retardation facilities				
	All establishments	48	988	5 534	23 506
	Establishments with 1 to 4 employees	4	X	X	X
	Establishments with 5 to 9 employees	17	X	X	X
	Establishments with 10 to 19 employees	18	X	X	X
	Establishments with 20 to 49 employees	5	X	X	X
	Establishments with 50 to 99 employees	2	X	X	X
	Establishments with 100 to 249 employees	2	X	X	X
	Establishments with 250 to 499 employees	—	X	X	X
	Establishments with 500 to 999 employees	—	X	X	X
	Establishments with 1,000 employees or more	—	X	X	X
6233	Community care facilities for the elderly				
	All establishments	21	1 108	6 416	25 425
	Establishments with 1 to 4 employees	4	X	X	X
	Establishments with 5 to 9 employees	3	X	X	X
	Establishments with 10 to 19 employees	2	X	X	X
	Establishments with 20 to 49 employees	2	X	X	X
	Establishments with 50 to 99 employees	7	X	X	X
	Establishments with 100 to 249 employees	3	X	X	X
	Establishments with 250 to 499 employees	—	X	X	X
	Establishments with 500 to 999 employees	—	X	X	X
	Establishments with 1,000 employees or more	—	X	X	X
62331	Community care facilities for the elderly				
	All establishments	21	1 108	6 416	25 425
	Establishments with 1 to 4 employees	4	X	X	X
	Establishments with 5 to 9 employees	3	X	X	X
	Establishments with 10 to 19 employees	2	X	X	X
	Establishments with 20 to 49 employees	2	X	X	X
	Establishments with 50 to 99 employees	7	X	X	X
	Establishments with 100 to 249 employees	3	X	X	X
	Establishments with 250 to 499 employees	—	X	X	X
	Establishments with 500 to 999 employees	—	X	X	X
	Establishments with 1,000 employees or more	—	X	X	X

See footnotes at end of table.

Table 5. Establishments, Employees, and Payroll by Industry and Employment Size of Establishments by County: 2004—Con.

[Excludes most government employees, railroad employees, and self-employed persons. Size class 1 to 4 employees includes establishments having payroll, but no employees, during mid-March pay period. For meaning of abbreviations and symbols, see introductory text. For explanation of terms, see Appendix A. For statement on reliability, see the note at the end of the table and Appendix C]

NAICS code	Geography, kind of business, and employment size class	Establishments (number)	Paid employees for pay period including March 12 (number)	First-quarter payroll (\$1,000)	Annual payroll (\$1,000)
BERGEN—Con.					
62	Health care and social assistance—Con.				
623	Nursing and residential care facilities—Con.				
6233	Community care facilities for the elderly—Con.				
62331	Community care facilities for the elderly—Con.				
623311	Continuing care retirement communities				
	All establishments	5	639	3 886	16 313
	Establishments with 1 to 4 employees	—	X	X	X
	Establishments with 5 to 9 employees	—	X	X	X
	Establishments with 10 to 19 employees	—	X	X	X
	Establishments with 20 to 49 employees	1	X	X	X
	Establishments with 50 to 99 employees	1	X	X	X
	Establishments with 100 to 249 employees	3	X	X	X
	Establishments with 250 to 499 employees	—	X	X	X
	Establishments with 500 to 999 employees	—	X	X	X
	Establishments with 1,000 employees or more	—	X	X	X
623312	Homes for the elderly				
	All establishments	16	469	2 530	9 112
	Establishments with 1 to 4 employees	4	X	X	X
	Establishments with 5 to 9 employees	3	X	X	X
	Establishments with 10 to 19 employees	2	X	X	X
	Establishments with 20 to 49 employees	1	X	X	X
	Establishments with 50 to 99 employees	6	X	X	X
	Establishments with 100 to 249 employees	—	X	X	X
	Establishments with 250 to 499 employees	—	X	X	X
	Establishments with 500 to 999 employees	—	X	X	X
	Establishments with 1,000 employees or more	—	X	X	X
6239	Other residential care facilities				
	All establishments	15	374	2 167	9 125
	Establishments with 1 to 4 employees	2	X	X	X
	Establishments with 5 to 9 employees	2	X	X	X
	Establishments with 10 to 19 employees	8	X	X	X
	Establishments with 20 to 49 employees	2	X	X	X
	Establishments with 50 to 99 employees	—	X	X	X
	Establishments with 100 to 249 employees	1	X	X	X
	Establishments with 250 to 499 employees	—	X	X	X
	Establishments with 500 to 999 employees	—	X	X	X
	Establishments with 1,000 employees or more	—	X	X	X
62399	Other residential care facilities				
	All establishments	15	374	2 167	9 125
	Establishments with 1 to 4 employees	2	X	X	X
	Establishments with 5 to 9 employees	2	X	X	X
	Establishments with 10 to 19 employees	8	X	X	X
	Establishments with 20 to 49 employees	2	X	X	X
	Establishments with 50 to 99 employees	—	X	X	X
	Establishments with 100 to 249 employees	1	X	X	X
	Establishments with 250 to 499 employees	—	X	X	X
	Establishments with 500 to 999 employees	—	X	X	X
	Establishments with 1,000 employees or more	—	X	X	X
623990	Other residential care facilities				
	All establishments	15	374	2 167	9 125
	Establishments with 1 to 4 employees	2	X	X	X
	Establishments with 5 to 9 employees	2	X	X	X
	Establishments with 10 to 19 employees	8	X	X	X
	Establishments with 20 to 49 employees	2	X	X	X
	Establishments with 50 to 99 employees	—	X	X	X
	Establishments with 100 to 249 employees	1	X	X	X
	Establishments with 250 to 499 employees	—	X	X	X
	Establishments with 500 to 999 employees	—	X	X	X
	Establishments with 1,000 employees or more	—	X	X	X
624	Social assistance				
	All establishments	379	5 640	26 998	112 467
	Establishments with 1 to 4 employees	131	X	X	X
	Establishments with 5 to 9 employees	86	X	X	X
	Establishments with 10 to 19 employees	86	X	X	X
	Establishments with 20 to 49 employees	60	X	X	X
	Establishments with 50 to 99 employees	13	X	X	X
	Establishments with 100 to 249 employees	1	X	X	X
	Establishments with 250 to 499 employees	2	X	X	X
	Establishments with 500 to 999 employees	—	X	X	X
	Establishments with 1,000 employees or more	—	X	X	X
6241	Individual and family services				
	All establishments	102	1 674	10 468	42 975
	Establishments with 1 to 4 employees	46	X	X	X
	Establishments with 5 to 9 employees	19	X	X	X
	Establishments with 10 to 19 employees	21	X	X	X
	Establishments with 20 to 49 employees	11	X	X	X
	Establishments with 50 to 99 employees	3	X	X	X
	Establishments with 100 to 249 employees	1	X	X	X
	Establishments with 250 to 499 employees	1	X	X	X
	Establishments with 500 to 999 employees	—	X	X	X
	Establishments with 1,000 employees or more	—	X	X	X

See footnotes at end of table.

Table 5. Establishments, Employees, and Payroll by Industry and Employment Size of Establishments by County: 2004—Con.

[Excludes most government employees, railroad employees, and self-employed persons. Size class 1 to 4 employees includes establishments having payroll, but no employees, during mid-March pay period. For meaning of abbreviations and symbols, see introductory text. For explanation of terms, see Appendix A. For statement on reliability, see the note at the end of the table and Appendix C]

NAICS code	Geography, kind of business, and employment size class	Establishments (number)	Paid employees for pay period including March 12 (number)	First-quarter payroll (\$1,000)	Annual payroll (\$1,000)
62	BERGEN—Con.				
	Health care and social assistance—Con.				
624	Social assistance—Con.				
6241	Individual and family services—Con.				
62411	Child and youth services				
	All establishments	20	268	1 094	4 496
	Establishments with 1 to 4 employees	7	X	X	X
	Establishments with 5 to 9 employees	3	X	X	X
	Establishments with 10 to 19 employees	5	X	X	X
	Establishments with 20 to 49 employees	4	X	X	X
	Establishments with 50 to 99 employees	1	X	X	X
	Establishments with 100 to 249 employees	—	X	X	X
	Establishments with 250 to 499 employees	—	X	X	X
	Establishments with 500 to 999 employees	—	X	X	X
	Establishments with 1,000 employees or more	—	X	X	X
624110	Child and youth services				
	All establishments	20	268	1 094	4 496
	Establishments with 1 to 4 employees	7	X	X	X
	Establishments with 5 to 9 employees	3	X	X	X
	Establishments with 10 to 19 employees	5	X	X	X
	Establishments with 20 to 49 employees	4	X	X	X
	Establishments with 50 to 99 employees	1	X	X	X
	Establishments with 100 to 249 employees	—	X	X	X
	Establishments with 250 to 499 employees	—	X	X	X
	Establishments with 500 to 999 employees	—	X	X	X
	Establishments with 1,000 employees or more	—	X	X	X
62412	Services for the elderly and persons with disabilities				
	All establishments	35	444	2 787	12 047
	Establishments with 1 to 4 employees	11	X	X	X
	Establishments with 5 to 9 employees	7	X	X	X
	Establishments with 10 to 19 employees	12	X	X	X
	Establishments with 20 to 49 employees	4	X	X	X
	Establishments with 50 to 99 employees	1	X	X	X
	Establishments with 100 to 249 employees	—	X	X	X
	Establishments with 250 to 499 employees	—	X	X	X
	Establishments with 500 to 999 employees	—	X	X	X
	Establishments with 1,000 employees or more	—	X	X	X
624120	Services for the elderly and persons with disabilities				
	All establishments	35	444	2 787	12 047
	Establishments with 1 to 4 employees	11	X	X	X
	Establishments with 5 to 9 employees	7	X	X	X
	Establishments with 10 to 19 employees	12	X	X	X
	Establishments with 20 to 49 employees	4	X	X	X
	Establishments with 50 to 99 employees	1	X	X	X
	Establishments with 100 to 249 employees	—	X	X	X
	Establishments with 250 to 499 employees	—	X	X	X
	Establishments with 500 to 999 employees	—	X	X	X
	Establishments with 1,000 employees or more	—	X	X	X
62419	Other individual and family services				
	All establishments	47	962	6 587	26 432
	Establishments with 1 to 4 employees	28	X	X	X
	Establishments with 5 to 9 employees	9	X	X	X
	Establishments with 10 to 19 employees	4	X	X	X
	Establishments with 20 to 49 employees	3	X	X	X
	Establishments with 50 to 99 employees	1	X	X	X
	Establishments with 100 to 249 employees	1	X	X	X
	Establishments with 250 to 499 employees	1	X	X	X
	Establishments with 500 to 999 employees	—	X	X	X
	Establishments with 1,000 employees or more	—	X	X	X
624190	Other individual and family services				
	All establishments	47	962	6 587	26 432
	Establishments with 1 to 4 employees	28	X	X	X
	Establishments with 5 to 9 employees	9	X	X	X
	Establishments with 10 to 19 employees	4	X	X	X
	Establishments with 20 to 49 employees	3	X	X	X
	Establishments with 50 to 99 employees	1	X	X	X
	Establishments with 100 to 249 employees	1	X	X	X
	Establishments with 250 to 499 employees	1	X	X	X
	Establishments with 500 to 999 employees	—	X	X	X
	Establishments with 1,000 employees or more	—	X	X	X
6242	Community food and housing, and emergency and other relief services				
	All establishments	18	178	1 129	4 756
	Establishments with 1 to 4 employees	10	X	X	X
	Establishments with 5 to 9 employees	3	X	X	X
	Establishments with 10 to 19 employees	2	X	X	X
	Establishments with 20 to 49 employees	2	X	X	X
	Establishments with 50 to 99 employees	1	X	X	X
	Establishments with 100 to 249 employees	—	X	X	X
	Establishments with 250 to 499 employees	—	X	X	X
	Establishments with 500 to 999 employees	—	X	X	X
	Establishments with 1,000 employees or more	—	X	X	X

See footnotes at end of table.

Table 5. Establishments, Employees, and Payroll by Industry and Employment Size of Establishments by County: 2004—Con.

[Excludes most government employees, railroad employees, and self-employed persons. Size class 1 to 4 employees includes establishments having payroll, but no employees, during mid-March pay period. For meaning of abbreviations and symbols, see introductory text. For explanation of terms, see Appendix A. For statement on reliability, see the note at the end of the table and Appendix C]

NAICS code	Geography, kind of business, and employment size class	Establishments (number)	Paid employees for pay period including March 12 (number)	First-quarter payroll (\$1,000)	Annual payroll (\$1,000)
	BERGEN—Con.				
62	Health care and social assistance—Con.				
624	Social assistance—Con.				
6243	Vocational rehabilitation services				
	All establishments	11	480	1 168	4 998
	Establishments with 1 to 4 employees	5	X	X	X
	Establishments with 5 to 9 employees	2	X	X	X
	Establishments with 10 to 19 employees	—	X	X	X
	Establishments with 20 to 49 employees	3	X	X	X
	Establishments with 50 to 99 employees	—	X	X	X
	Establishments with 100 to 249 employees	—	X	X	X
	Establishments with 250 to 499 employees	1	X	X	X
	Establishments with 500 to 999 employees	—	X	X	X
	Establishments with 1,000 employees or more	—	X	X	X
62431	Vocational rehabilitation services				
	All establishments	11	480	1 168	4 998
	Establishments with 1 to 4 employees	5	X	X	X
	Establishments with 5 to 9 employees	2	X	X	X
	Establishments with 10 to 19 employees	—	X	X	X
	Establishments with 20 to 49 employees	3	X	X	X
	Establishments with 50 to 99 employees	—	X	X	X
	Establishments with 100 to 249 employees	—	X	X	X
	Establishments with 250 to 499 employees	1	X	X	X
	Establishments with 500 to 999 employees	—	X	X	X
	Establishments with 1,000 employees or more	—	X	X	X
624310	Vocational rehabilitation services				
	All establishments	11	480	1 168	4 998
	Establishments with 1 to 4 employees	5	X	X	X
	Establishments with 5 to 9 employees	2	X	X	X
	Establishments with 10 to 19 employees	—	X	X	X
	Establishments with 20 to 49 employees	3	X	X	X
	Establishments with 50 to 99 employees	—	X	X	X
	Establishments with 100 to 249 employees	—	X	X	X
	Establishments with 250 to 499 employees	1	X	X	X
	Establishments with 500 to 999 employees	—	X	X	X
	Establishments with 1,000 employees or more	—	X	X	X
6244	Child day care services				
	All establishments	248	3 308	14 233	59 738
	Establishments with 1 to 4 employees	70	X	X	X
	Establishments with 5 to 9 employees	62	X	X	X
	Establishments with 10 to 19 employees	63	X	X	X
	Establishments with 20 to 49 employees	44	X	X	X
	Establishments with 50 to 99 employees	9	X	X	X
	Establishments with 100 to 249 employees	—	X	X	X
	Establishments with 250 to 499 employees	—	X	X	X
	Establishments with 500 to 999 employees	—	X	X	X
	Establishments with 1,000 employees or more	—	X	X	X
62441	Child day care services				
	All establishments	248	3 308	14 233	59 738
	Establishments with 1 to 4 employees	70	X	X	X
	Establishments with 5 to 9 employees	62	X	X	X
	Establishments with 10 to 19 employees	63	X	X	X
	Establishments with 20 to 49 employees	44	X	X	X
	Establishments with 50 to 99 employees	9	X	X	X
	Establishments with 100 to 249 employees	—	X	X	X
	Establishments with 250 to 499 employees	—	X	X	X
	Establishments with 500 to 999 employees	—	X	X	X
	Establishments with 1,000 employees or more	—	X	X	X
624410	Child day care services				
	All establishments	248	3 308	14 233	59 738
	Establishments with 1 to 4 employees	70	X	X	X
	Establishments with 5 to 9 employees	62	X	X	X
	Establishments with 10 to 19 employees	63	X	X	X
	Establishments with 20 to 49 employees	44	X	X	X
	Establishments with 50 to 99 employees	9	X	X	X
	Establishments with 100 to 249 employees	—	X	X	X
	Establishments with 250 to 499 employees	—	X	X	X
	Establishments with 500 to 999 employees	—	X	X	X
	Establishments with 1,000 employees or more	—	X	X	X
71	Arts, entertainment, and recreation				
	All establishments	427	5 482	106 275	345 139
	Establishments with 1 to 4 employees	267	X	X	X
	Establishments with 5 to 9 employees	64	X	X	X
	Establishments with 10 to 19 employees	31	X	X	X
	Establishments with 20 to 49 employees	33	X	X	X
	Establishments with 50 to 99 employees	20	X	X	X
	Establishments with 100 to 249 employees	11	X	X	X
	Establishments with 250 to 499 employees	1	X	X	X
	Establishments with 500 to 999 employees	—	X	X	X
	Establishments with 1,000 employees or more	—	X	X	X

See footnotes at end of table.

Table 5. Establishments, Employees, and Payroll by Industry and Employment Size of Establishments by County: 2004—Con.

[Excludes most government employees, railroad employees, and self-employed persons. Size class 1 to 4 employees includes establishments having payroll, but no employees, during mid-March pay period. For meaning of abbreviations and symbols, see introductory text. For explanation of terms, see Appendix A. For statement on reliability, see the note at the end of the table and Appendix C]

NAICS code	Geography, kind of business, and employment size class	Establishments (number)	Paid employees for pay period including March 12 (number)	First-quarter payroll (\$1,000)	Annual payroll (\$1,000)
	BERGEN—Con.				
71	Arts, entertainment, and recreation—Con.				
711	Performing arts, spectator sports, and related industries				
	All establishments	153	1 114	89 950	261 298
	Establishments with 1 to 4 employees	123	X	X	X
	Establishments with 5 to 9 employees	16	X	X	X
	Establishments with 10 to 19 employees	7	X	X	X
	Establishments with 20 to 49 employees	3	X	X	X
	Establishments with 50 to 99 employees	—	X	X	X
	Establishments with 100 to 249 employees	4	X	X	X
	Establishments with 250 to 499 employees	—	X	X	X
	Establishments with 500 to 999 employees	—	X	X	X
	Establishments with 1,000 employees or more	—	X	X	X
7111	Performing arts companies				
	All establishments	34	273	878	4 374
	Establishments with 1 to 4 employees	25	X	X	X
	Establishments with 5 to 9 employees	5	X	X	X
	Establishments with 10 to 19 employees	3	X	X	X
	Establishments with 20 to 49 employees	—	X	X	X
	Establishments with 50 to 99 employees	—	X	X	X
	Establishments with 100 to 249 employees	1	X	X	X
	Establishments with 250 to 499 employees	—	X	X	X
	Establishments with 500 to 999 employees	—	X	X	X
	Establishments with 1,000 employees or more	—	X	X	X
71111	Theater companies and dinner theaters				
	All establishments	8	200	498	2 470
	Establishments with 1 to 4 employees	4	X	X	X
	Establishments with 5 to 9 employees	2	X	X	X
	Establishments with 10 to 19 employees	1	X	X	X
	Establishments with 20 to 49 employees	—	X	X	X
	Establishments with 50 to 99 employees	—	X	X	X
	Establishments with 100 to 249 employees	1	X	X	X
	Establishments with 250 to 499 employees	—	X	X	X
	Establishments with 500 to 999 employees	—	X	X	X
	Establishments with 1,000 employees or more	—	X	X	X
711110	Theater companies and dinner theaters				
	All establishments	8	200	498	2 470
	Establishments with 1 to 4 employees	4	X	X	X
	Establishments with 5 to 9 employees	2	X	X	X
	Establishments with 10 to 19 employees	1	X	X	X
	Establishments with 20 to 49 employees	—	X	X	X
	Establishments with 50 to 99 employees	—	X	X	X
	Establishments with 100 to 249 employees	1	X	X	X
	Establishments with 250 to 499 employees	—	X	X	X
	Establishments with 500 to 999 employees	—	X	X	X
	Establishments with 1,000 employees or more	—	X	X	X
7112	Spectator sports				
	All establishments	14	535	84 131	240 792
	Establishments with 1 to 4 employees	7	X	X	X
	Establishments with 5 to 9 employees	3	X	X	X
	Establishments with 10 to 19 employees	1	X	X	X
	Establishments with 20 to 49 employees	—	X	X	X
	Establishments with 50 to 99 employees	—	X	X	X
	Establishments with 100 to 249 employees	3	X	X	X
	Establishments with 250 to 499 employees	—	X	X	X
	Establishments with 500 to 999 employees	—	X	X	X
	Establishments with 1,000 employees or more	—	X	X	X
71121	Spectator sports				
	All establishments	14	535	84 131	240 792
	Establishments with 1 to 4 employees	7	X	X	X
	Establishments with 5 to 9 employees	3	X	X	X
	Establishments with 10 to 19 employees	1	X	X	X
	Establishments with 20 to 49 employees	—	X	X	X
	Establishments with 50 to 99 employees	—	X	X	X
	Establishments with 100 to 249 employees	3	X	X	X
	Establishments with 250 to 499 employees	—	X	X	X
	Establishments with 500 to 999 employees	—	X	X	X
	Establishments with 1,000 employees or more	—	X	X	X
711211	Sports teams and clubs				
	All establishments	4	506	83 963	240 196
	Establishments with 1 to 4 employees	—	X	X	X
	Establishments with 5 to 9 employees	—	X	X	X
	Establishments with 10 to 19 employees	1	X	X	X
	Establishments with 20 to 49 employees	—	X	X	X
	Establishments with 50 to 99 employees	—	X	X	X
	Establishments with 100 to 249 employees	3	X	X	X
	Establishments with 250 to 499 employees	—	X	X	X
	Establishments with 500 to 999 employees	—	X	X	X
	Establishments with 1,000 employees or more	—	X	X	X

See footnotes at end of table.

Table 5. Establishments, Employees, and Payroll by Industry and Employment Size of Establishments by County: 2004—Con.

[Excludes most government employees, railroad employees, and self-employed persons. Size class 1 to 4 employees includes establishments having payroll, but no employees, during mid-March pay period. For meaning of abbreviations and symbols, see introductory text. For explanation of terms, see Appendix A. For statement on reliability, see the note at the end of the table and Appendix C]

NAICS code	Geography, kind of business, and employment size class	Establishments (number)	Paid employees for pay period including March 12 (number)	First-quarter payroll (\$1,000)	Annual payroll (\$1,000)
	BERGEN—Con.				
71	Arts, entertainment, and recreation—Con.				
711	Performing arts, spectator sports, and related industries—Con.				
7115	Independent artists, writers, and performers				
	All establishments	63	174	3 714	10 496
	Establishments with 1 to 4 employees	56	X	X	X
	Establishments with 5 to 9 employees	4	X	X	X
	Establishments with 10 to 19 employees	1	X	X	X
	Establishments with 20 to 49 employees	2	X	X	X
	Establishments with 50 to 99 employees	—	X	X	X
	Establishments with 100 to 249 employees	—	X	X	X
	Establishments with 250 to 499 employees	—	X	X	X
	Establishments with 500 to 999 employees	—	X	X	X
	Establishments with 1,000 employees or more	—	X	X	X
71151	Independent artists, writers, and performers				
	All establishments	63	174	3 714	10 496
	Establishments with 1 to 4 employees	56	X	X	X
	Establishments with 5 to 9 employees	4	X	X	X
	Establishments with 10 to 19 employees	1	X	X	X
	Establishments with 20 to 49 employees	2	X	X	X
	Establishments with 50 to 99 employees	—	X	X	X
	Establishments with 100 to 249 employees	—	X	X	X
	Establishments with 250 to 499 employees	—	X	X	X
	Establishments with 500 to 999 employees	—	X	X	X
	Establishments with 1,000 employees or more	—	X	X	X
711510	Independent artists, writers, and performers				
	All establishments	63	174	3 714	10 496
	Establishments with 1 to 4 employees	56	X	X	X
	Establishments with 5 to 9 employees	4	X	X	X
	Establishments with 10 to 19 employees	1	X	X	X
	Establishments with 20 to 49 employees	2	X	X	X
	Establishments with 50 to 99 employees	—	X	X	X
	Establishments with 100 to 249 employees	—	X	X	X
	Establishments with 250 to 499 employees	—	X	X	X
	Establishments with 500 to 999 employees	—	X	X	X
	Establishments with 1,000 employees or more	—	X	X	X
713	Amusement, gambling, and recreation industries				
	All establishments	266	4 298	16 098	82 917
	Establishments with 1 to 4 employees	141	X	X	X
	Establishments with 5 to 9 employees	45	X	X	X
	Establishments with 10 to 19 employees	23	X	X	X
	Establishments with 20 to 49 employees	29	X	X	X
	Establishments with 50 to 99 employees	20	X	X	X
	Establishments with 100 to 249 employees	7	X	X	X
	Establishments with 250 to 499 employees	1	X	X	X
	Establishments with 500 to 999 employees	—	X	X	X
	Establishments with 1,000 employees or more	—	X	X	X
7139	Other amusement and recreation services				
	All establishments	262	4 286	16 058	82 772
	Establishments with 1 to 4 employees	138	X	X	X
	Establishments with 5 to 9 employees	44	X	X	X
	Establishments with 10 to 19 employees	23	X	X	X
	Establishments with 20 to 49 employees	29	X	X	X
	Establishments with 50 to 99 employees	20	X	X	X
	Establishments with 100 to 249 employees	7	X	X	X
	Establishments with 250 to 499 employees	1	X	X	X
	Establishments with 500 to 999 employees	—	X	X	X
	Establishments with 1,000 employees or more	—	X	X	X
71391	Golf courses and country clubs				
	All establishments	15	727	4 190	28 795
	Establishments with 1 to 4 employees	2	X	X	X
	Establishments with 5 to 9 employees	—	X	X	X
	Establishments with 10 to 19 employees	1	X	X	X
	Establishments with 20 to 49 employees	4	X	X	X
	Establishments with 50 to 99 employees	7	X	X	X
	Establishments with 100 to 249 employees	1	X	X	X
	Establishments with 250 to 499 employees	—	X	X	X
	Establishments with 500 to 999 employees	—	X	X	X
	Establishments with 1,000 employees or more	—	X	X	X
713910	Golf courses and country clubs				
	All establishments	15	727	4 190	28 795
	Establishments with 1 to 4 employees	2	X	X	X
	Establishments with 5 to 9 employees	—	X	X	X
	Establishments with 10 to 19 employees	1	X	X	X
	Establishments with 20 to 49 employees	4	X	X	X
	Establishments with 50 to 99 employees	7	X	X	X
	Establishments with 100 to 249 employees	1	X	X	X
	Establishments with 250 to 499 employees	—	X	X	X
	Establishments with 500 to 999 employees	—	X	X	X
	Establishments with 1,000 employees or more	—	X	X	X

See footnotes at end of table.

Table 5. Establishments, Employees, and Payroll by Industry and Employment Size of Establishments by County: 2004—Con.

[Excludes most government employees, railroad employees, and self-employed persons. Size class 1 to 4 employees includes establishments having payroll, but no employees, during mid-March pay period. For meaning of abbreviations and symbols, see introductory text. For explanation of terms, see Appendix A. For statement on reliability, see the note at the end of the table and Appendix C]

NAICS code	Geography, kind of business, and employment size class	Establishments (number)	Paid employees for pay period including March 12 (number)	First-quarter payroll (\$1,000)	Annual payroll (\$1,000)
	BERGEN—Con.				
71	Arts, entertainment, and recreation—Con.				
713	Amusement, gambling, and recreation industries—Con.				
7139	Other amusement and recreation services—Con.				
71392	Skiing facilities				
	All establishments	1	e	D	D
	Establishments with 1 to 4 employees	—	X	X	X
	Establishments with 5 to 9 employees	—	X	X	X
	Establishments with 10 to 19 employees	—	X	X	X
	Establishments with 20 to 49 employees	—	X	X	X
	Establishments with 50 to 99 employees	—	X	X	X
	Establishments with 100 to 249 employees	—	X	X	X
	Establishments with 250 to 499 employees	1	X	X	X
	Establishments with 500 to 999 employees	—	X	X	X
	Establishments with 1,000 employees or more	—	X	X	X
713920	Skiing facilities				
	All establishments	1	e	D	D
	Establishments with 1 to 4 employees	—	X	X	X
	Establishments with 5 to 9 employees	—	X	X	X
	Establishments with 10 to 19 employees	—	X	X	X
	Establishments with 20 to 49 employees	—	X	X	X
	Establishments with 50 to 99 employees	—	X	X	X
	Establishments with 100 to 249 employees	—	X	X	X
	Establishments with 250 to 499 employees	1	X	X	X
	Establishments with 500 to 999 employees	—	X	X	X
	Establishments with 1,000 employees or more	—	X	X	X
71394	Fitness and recreational sports centers				
	All establishments	194	2 805	9 873	45 817
	Establishments with 1 to 4 employees	105	X	X	X
	Establishments with 5 to 9 employees	36	X	X	X
	Establishments with 10 to 19 employees	14	X	X	X
	Establishments with 20 to 49 employees	22	X	X	X
	Establishments with 50 to 99 employees	12	X	X	X
	Establishments with 100 to 249 employees	5	X	X	X
	Establishments with 250 to 499 employees	—	X	X	X
	Establishments with 500 to 999 employees	—	X	X	X
	Establishments with 1,000 employees or more	—	X	X	X
713940	Fitness and recreational sports centers				
	All establishments	194	2 805	9 873	45 817
	Establishments with 1 to 4 employees	105	X	X	X
	Establishments with 5 to 9 employees	36	X	X	X
	Establishments with 10 to 19 employees	14	X	X	X
	Establishments with 20 to 49 employees	22	X	X	X
	Establishments with 50 to 99 employees	12	X	X	X
	Establishments with 100 to 249 employees	5	X	X	X
	Establishments with 250 to 499 employees	—	X	X	X
	Establishments with 500 to 999 employees	—	X	X	X
	Establishments with 1,000 employees or more	—	X	X	X
71395	Bowling centers				
	All establishments	10	218	715	2 637
	Establishments with 1 to 4 employees	1	X	X	X
	Establishments with 5 to 9 employees	3	X	X	X
	Establishments with 10 to 19 employees	2	X	X	X
	Establishments with 20 to 49 employees	3	X	X	X
	Establishments with 50 to 99 employees	1	X	X	X
	Establishments with 100 to 249 employees	—	X	X	X
	Establishments with 250 to 499 employees	—	X	X	X
	Establishments with 500 to 999 employees	—	X	X	X
	Establishments with 1,000 employees or more	—	X	X	X
713950	Bowling centers				
	All establishments	10	218	715	2 637
	Establishments with 1 to 4 employees	1	X	X	X
	Establishments with 5 to 9 employees	3	X	X	X
	Establishments with 10 to 19 employees	2	X	X	X
	Establishments with 20 to 49 employees	3	X	X	X
	Establishments with 50 to 99 employees	1	X	X	X
	Establishments with 100 to 249 employees	—	X	X	X
	Establishments with 250 to 499 employees	—	X	X	X
	Establishments with 500 to 999 employees	—	X	X	X
	Establishments with 1,000 employees or more	—	X	X	X
71399	All other amusement and recreation industries				
	All establishments	40	267	955	4 926
	Establishments with 1 to 4 employees	28	X	X	X
	Establishments with 5 to 9 employees	5	X	X	X
	Establishments with 10 to 19 employees	6	X	X	X
	Establishments with 20 to 49 employees	—	X	X	X
	Establishments with 50 to 99 employees	—	X	X	X
	Establishments with 100 to 249 employees	1	X	X	X
	Establishments with 250 to 499 employees	—	X	X	X
	Establishments with 500 to 999 employees	—	X	X	X
	Establishments with 1,000 employees or more	—	X	X	X

See footnotes at end of table.

Table 5. Establishments, Employees, and Payroll by Industry and Employment Size of Establishments by County: 2004—Con.

[Excludes most government employees, railroad employees, and self-employed persons. Size class 1 to 4 employees includes establishments having payroll, but no employees, during mid-March pay period. For meaning of abbreviations and symbols, see introductory text. For explanation of terms, see Appendix A. For statement on reliability, see the note at the end of the table and Appendix C]

NAICS code	Geography, kind of business, and employment size class	Establishments (number)	Paid employees for pay period including March 12 (number)	First-quarter payroll (\$1,000)	Annual payroll (\$1,000)
	BERGEN—Con.				
71	Arts, entertainment, and recreation—Con.				
713	Amusement, gambling, and recreation industries—Con.				
7139	Other amusement and recreation services—Con.				
71399	All other amusement and recreation industries—Con.				
713990	All other amusement and recreation industries				
	All establishments	40	267	955	4 926
	Establishments with 1 to 4 employees	28	X	X	X
	Establishments with 5 to 9 employees	5	X	X	X
	Establishments with 10 to 19 employees	6	X	X	X
	Establishments with 20 to 49 employees	—	X	X	X
	Establishments with 50 to 99 employees	—	X	X	X
	Establishments with 100 to 249 employees	1	X	X	X
	Establishments with 250 to 499 employees	—	X	X	X
	Establishments with 500 to 999 employees	—	X	X	X
	Establishments with 1,000 employees or more	—	X	X	X
72	Accommodation and food services				
	All establishments	2 110	27 496	104 834	444 455
	Establishments with 1 to 4 employees	981	X	X	X
	Establishments with 5 to 9 employees	402	X	X	X
	Establishments with 10 to 19 employees	339	X	X	X
	Establishments with 20 to 49 employees	289	X	X	X
	Establishments with 50 to 99 employees	70	X	X	X
	Establishments with 100 to 249 employees	25	X	X	X
	Establishments with 250 to 499 employees	3	X	X	X
	Establishments with 500 to 999 employees	1	X	X	X
	Establishments with 1,000 employees or more	—	X	X	X
721	Accommodation				
	All establishments	79	3 507	17 245	77 825
	Establishments with 1 to 4 employees	19	X	X	X
	Establishments with 5 to 9 employees	10	X	X	X
	Establishments with 10 to 19 employees	12	X	X	X
	Establishments with 20 to 49 employees	18	X	X	X
	Establishments with 50 to 99 employees	8	X	X	X
	Establishments with 100 to 249 employees	10	X	X	X
	Establishments with 250 to 499 employees	2	X	X	X
	Establishments with 500 to 999 employees	—	X	X	X
	Establishments with 1,000 employees or more	—	X	X	X
7211	Traveler accommodation				
	All establishments	75	3 498	17 225	77 658
	Establishments with 1 to 4 employees	16	X	X	X
	Establishments with 5 to 9 employees	9	X	X	X
	Establishments with 10 to 19 employees	12	X	X	X
	Establishments with 20 to 49 employees	18	X	X	X
	Establishments with 50 to 99 employees	8	X	X	X
	Establishments with 100 to 249 employees	10	X	X	X
	Establishments with 250 to 499 employees	2	X	X	X
	Establishments with 500 to 999 employees	—	X	X	X
	Establishments with 1,000 employees or more	—	X	X	X
72111	Hotels (except casino hotels) and motels				
	All establishments	72	3 491	17 206	77 623
	Establishments with 1 to 4 employees	14	X	X	X
	Establishments with 5 to 9 employees	8	X	X	X
	Establishments with 10 to 19 employees	12	X	X	X
	Establishments with 20 to 49 employees	18	X	X	X
	Establishments with 50 to 99 employees	8	X	X	X
	Establishments with 100 to 249 employees	10	X	X	X
	Establishments with 250 to 499 employees	2	X	X	X
	Establishments with 500 to 999 employees	—	X	X	X
	Establishments with 1,000 employees or more	—	X	X	X
721110	Hotels (except casino hotels) and motels				
	All establishments	72	3 491	17 206	77 623
	Establishments with 1 to 4 employees	14	X	X	X
	Establishments with 5 to 9 employees	8	X	X	X
	Establishments with 10 to 19 employees	12	X	X	X
	Establishments with 20 to 49 employees	18	X	X	X
	Establishments with 50 to 99 employees	8	X	X	X
	Establishments with 100 to 249 employees	10	X	X	X
	Establishments with 250 to 499 employees	2	X	X	X
	Establishments with 500 to 999 employees	—	X	X	X
	Establishments with 1,000 employees or more	—	X	X	X
722	Food services and drinking places				
	All establishments	2 031	23 989	87 589	366 630
	Establishments with 1 to 4 employees	962	X	X	X
	Establishments with 5 to 9 employees	392	X	X	X
	Establishments with 10 to 19 employees	327	X	X	X
	Establishments with 20 to 49 employees	271	X	X	X
	Establishments with 50 to 99 employees	62	X	X	X
	Establishments with 100 to 249 employees	15	X	X	X
	Establishments with 250 to 499 employees	1	X	X	X
	Establishments with 500 to 999 employees	1	X	X	X
	Establishments with 1,000 employees or more	—	X	X	X

See footnotes at end of table.

Table 5. Establishments, Employees, and Payroll by Industry and Employment Size of Establishments by County: 2004—Con.

[Excludes most government employees, railroad employees, and self-employed persons. Size class 1 to 4 employees includes establishments having payroll, but no employees, during mid-March pay period. For meaning of abbreviations and symbols, see introductory text. For explanation of terms, see Appendix A. For statement on reliability, see the note at the end of the table and Appendix C]

NAICS code	Geography, kind of business, and employment size class	Establishments (number)	Paid employees for pay period including March 12 (number)	First-quarter payroll (\$1,000)	Annual payroll (\$1,000)
	BERGEN—Con.				
72	Accommodation and food services—Con.				
722	Food services and drinking places—Con.				
7221	Full-service restaurants				
	All establishments	726	11 273	44 866	184 573
	Establishments with 1 to 4 employees	243	X	X	X
	Establishments with 5 to 9 employees	153	X	X	X
	Establishments with 10 to 19 employees	148	X	X	X
	Establishments with 20 to 49 employees	132	X	X	X
	Establishments with 50 to 99 employees	43	X	X	X
	Establishments with 100 to 249 employees	7	X	X	X
	Establishments with 250 to 499 employees	—	X	X	X
	Establishments with 500 to 999 employees	—	X	X	X
	Establishments with 1,000 employees or more	—	X	X	X
72211	Full-service restaurants				
	All establishments	726	11 273	44 866	184 573
	Establishments with 1 to 4 employees	243	X	X	X
	Establishments with 5 to 9 employees	153	X	X	X
	Establishments with 10 to 19 employees	148	X	X	X
	Establishments with 20 to 49 employees	132	X	X	X
	Establishments with 50 to 99 employees	43	X	X	X
	Establishments with 100 to 249 employees	7	X	X	X
	Establishments with 250 to 499 employees	—	X	X	X
	Establishments with 500 to 999 employees	—	X	X	X
	Establishments with 1,000 employees or more	—	X	X	X
722110	Full-service restaurants				
	All establishments	726	11 273	44 866	184 573
	Establishments with 1 to 4 employees	243	X	X	X
	Establishments with 5 to 9 employees	153	X	X	X
	Establishments with 10 to 19 employees	148	X	X	X
	Establishments with 20 to 49 employees	132	X	X	X
	Establishments with 50 to 99 employees	43	X	X	X
	Establishments with 100 to 249 employees	7	X	X	X
	Establishments with 250 to 499 employees	—	X	X	X
	Establishments with 500 to 999 employees	—	X	X	X
	Establishments with 1,000 employees or more	—	X	X	X
7222	Limited-service eating places				
	All establishments	919	7 429	23 625	103 691
	Establishments with 1 to 4 employees	519	X	X	X
	Establishments with 5 to 9 employees	161	X	X	X
	Establishments with 10 to 19 employees	122	X	X	X
	Establishments with 20 to 49 employees	109	X	X	X
	Establishments with 50 to 99 employees	7	X	X	X
	Establishments with 100 to 249 employees	1	X	X	X
	Establishments with 250 to 499 employees	—	X	X	X
	Establishments with 500 to 999 employees	—	X	X	X
	Establishments with 1,000 employees or more	—	X	X	X
72221	Limited-service eating places				
	All establishments	919	7 429	23 625	103 691
	Establishments with 1 to 4 employees	519	X	X	X
	Establishments with 5 to 9 employees	161	X	X	X
	Establishments with 10 to 19 employees	122	X	X	X
	Establishments with 20 to 49 employees	109	X	X	X
	Establishments with 50 to 99 employees	7	X	X	X
	Establishments with 100 to 249 employees	1	X	X	X
	Establishments with 250 to 499 employees	—	X	X	X
	Establishments with 500 to 999 employees	—	X	X	X
	Establishments with 1,000 employees or more	—	X	X	X
722211	Limited-service restaurants				
	All establishments	677	5 611	17 871	76 838
	Establishments with 1 to 4 employees	403	X	X	X
	Establishments with 5 to 9 employees	107	X	X	X
	Establishments with 10 to 19 employees	69	X	X	X
	Establishments with 20 to 49 employees	90	X	X	X
	Establishments with 50 to 99 employees	7	X	X	X
	Establishments with 100 to 249 employees	1	X	X	X
	Establishments with 250 to 499 employees	—	X	X	X
	Establishments with 500 to 999 employees	—	X	X	X
	Establishments with 1,000 employees or more	—	X	X	X
722213	Snack and nonalcoholic beverage bars				
	All establishments	223	1 724	5 491	25 547
	Establishments with 1 to 4 employees	103	X	X	X
	Establishments with 5 to 9 employees	52	X	X	X
	Establishments with 10 to 19 employees	50	X	X	X
	Establishments with 20 to 49 employees	18	X	X	X
	Establishments with 50 to 99 employees	—	X	X	X
	Establishments with 100 to 249 employees	—	X	X	X
	Establishments with 250 to 499 employees	—	X	X	X
	Establishments with 500 to 999 employees	—	X	X	X
	Establishments with 1,000 employees or more	—	X	X	X

See footnotes at end of table.

Table 5. Establishments, Employees, and Payroll by Industry and Employment Size of Establishments by County: 2004—Con.

[Excludes most government employees, railroad employees, and self-employed persons. Size class 1 to 4 employees includes establishments having payroll, but no employees, during mid-March pay period. For meaning of abbreviations and symbols, see introductory text. For explanation of terms, see Appendix A. For statement on reliability, see the note at the end of the table and Appendix C]

NAICS code	Geography, kind of business, and employment size class	Establishments (number)	Paid employees for pay period including March 12 (number)	First-quarter payroll (\$1,000)	Annual payroll (\$1,000)
	BERGEN—Con.				
72	Accommodation and food services—Con.				
722	Food services and drinking places—Con.				
7223	Special food services				
	All establishments	264	4 645	16 984	69 752
	Establishments with 1 to 4 employees	119	X	X	X
	Establishments with 5 to 9 employees	58	X	X	X
	Establishments with 10 to 19 employees	42	X	X	X
	Establishments with 20 to 49 employees	24	X	X	X
	Establishments with 50 to 99 employees	12	X	X	X
	Establishments with 100 to 249 employees	7	X	X	X
	Establishments with 250 to 499 employees	1	X	X	X
	Establishments with 500 to 999 employees	1	X	X	X
	Establishments with 1,000 employees or more	—	X	X	X
72231	Food service contractors				
	All establishments	168	3 320	11 748	43 773
	Establishments with 1 to 4 employees	66	X	X	X
	Establishments with 5 to 9 employees	40	X	X	X
	Establishments with 10 to 19 employees	34	X	X	X
	Establishments with 20 to 49 employees	17	X	X	X
	Establishments with 50 to 99 employees	3	X	X	X
	Establishments with 100 to 249 employees	6	X	X	X
	Establishments with 250 to 499 employees	1	X	X	X
	Establishments with 500 to 999 employees	1	X	X	X
	Establishments with 1,000 employees or more	—	X	X	X
722310	Food service contractors				
	All establishments	168	3 320	11 748	43 773
	Establishments with 1 to 4 employees	66	X	X	X
	Establishments with 5 to 9 employees	40	X	X	X
	Establishments with 10 to 19 employees	34	X	X	X
	Establishments with 20 to 49 employees	17	X	X	X
	Establishments with 50 to 99 employees	3	X	X	X
	Establishments with 100 to 249 employees	6	X	X	X
	Establishments with 250 to 499 employees	1	X	X	X
	Establishments with 500 to 999 employees	1	X	X	X
	Establishments with 1,000 employees or more	—	X	X	X
72232	Caterers				
	All establishments	83	1 303	5 093	25 386
	Establishments with 1 to 4 employees	42	X	X	X
	Establishments with 5 to 9 employees	16	X	X	X
	Establishments with 10 to 19 employees	8	X	X	X
	Establishments with 20 to 49 employees	7	X	X	X
	Establishments with 50 to 99 employees	9	X	X	X
	Establishments with 100 to 249 employees	1	X	X	X
	Establishments with 250 to 499 employees	—	X	X	X
	Establishments with 500 to 999 employees	—	X	X	X
	Establishments with 1,000 employees or more	—	X	X	X
722320	Caterers				
	All establishments	83	1 303	5 093	25 386
	Establishments with 1 to 4 employees	42	X	X	X
	Establishments with 5 to 9 employees	16	X	X	X
	Establishments with 10 to 19 employees	8	X	X	X
	Establishments with 20 to 49 employees	7	X	X	X
	Establishments with 50 to 99 employees	9	X	X	X
	Establishments with 100 to 249 employees	1	X	X	X
	Establishments with 250 to 499 employees	—	X	X	X
	Establishments with 500 to 999 employees	—	X	X	X
	Establishments with 1,000 employees or more	—	X	X	X
7224	Drinking places (alcoholic beverages)				
	All establishments	122	642	2 114	8 614
	Establishments with 1 to 4 employees	81	X	X	X
	Establishments with 5 to 9 employees	20	X	X	X
	Establishments with 10 to 19 employees	15	X	X	X
	Establishments with 20 to 49 employees	6	X	X	X
	Establishments with 50 to 99 employees	—	X	X	X
	Establishments with 100 to 249 employees	—	X	X	X
	Establishments with 250 to 499 employees	—	X	X	X
	Establishments with 500 to 999 employees	—	X	X	X
	Establishments with 1,000 employees or more	—	X	X	X
72241	Drinking places (alcoholic beverages)				
	All establishments	122	642	2 114	8 614
	Establishments with 1 to 4 employees	81	X	X	X
	Establishments with 5 to 9 employees	20	X	X	X
	Establishments with 10 to 19 employees	15	X	X	X
	Establishments with 20 to 49 employees	6	X	X	X
	Establishments with 50 to 99 employees	—	X	X	X
	Establishments with 100 to 249 employees	—	X	X	X
	Establishments with 250 to 499 employees	—	X	X	X
	Establishments with 500 to 999 employees	—	X	X	X
	Establishments with 1,000 employees or more	—	X	X	X

See footnotes at end of table.

Table 5. Establishments, Employees, and Payroll by Industry and Employment Size of Establishments by County: 2004—Con.

[Excludes most government employees, railroad employees, and self-employed persons. Size class 1 to 4 employees includes establishments having payroll, but no employees, during mid-March pay period. For meaning of abbreviations and symbols, see introductory text. For explanation of terms, see Appendix A. For statement on reliability, see the note at the end of the table and Appendix C]

NAICS code	Geography, kind of business, and employment size class	Establishments (number)	Paid employees for pay period including March 12 (number)	First-quarter payroll (\$1,000)	Annual payroll (\$1,000)
	BERGEN—Con.				
72	Accommodation and food services—Con.				
722	Food services and drinking places—Con.				
7224	Drinking places (alcoholic beverages)—Con.				
72241	Drinking places (alcoholic beverages)—Con.				
722410	Drinking places (alcoholic beverages)				
	All establishments	122	642	2 114	8 614
	Establishments with 1 to 4 employees	81	X	X	X
	Establishments with 5 to 9 employees	20	X	X	X
	Establishments with 10 to 19 employees	15	X	X	X
	Establishments with 20 to 49 employees	6	X	X	X
	Establishments with 50 to 99 employees	—	X	X	X
	Establishments with 100 to 249 employees	—	X	X	X
	Establishments with 250 to 499 employees	—	X	X	X
	Establishments with 500 to 999 employees	—	X	X	X
	Establishments with 1,000 employees or more	—	X	X	X
81	Other services (except public administration)				
	All establishments	3 137	18 231	114 098	475 208
	Establishments with 1 to 4 employees	2 198	X	X	X
	Establishments with 5 to 9 employees	537	X	X	X
	Establishments with 10 to 19 employees	230	X	X	X
	Establishments with 20 to 49 employees	132	X	X	X
	Establishments with 50 to 99 employees	33	X	X	X
	Establishments with 100 to 249 employees	5	X	X	X
	Establishments with 250 to 499 employees	2	X	X	X
	Establishments with 500 to 999 employees	—	X	X	X
	Establishments with 1,000 employees or more	—	X	X	X
811	Repair and maintenance				
	All establishments	918	4 493	38 905	159 246
	Establishments with 1 to 4 employees	657	X	X	X
	Establishments with 5 to 9 employees	169	X	X	X
	Establishments with 10 to 19 employees	62	X	X	X
	Establishments with 20 to 49 employees	21	X	X	X
	Establishments with 50 to 99 employees	9	X	X	X
	Establishments with 100 to 249 employees	—	X	X	X
	Establishments with 250 to 499 employees	—	X	X	X
	Establishments with 500 to 999 employees	—	X	X	X
	Establishments with 1,000 employees or more	—	X	X	X
8111	Automotive repair and maintenance				
	All establishments	654	2 777	21 472	87 258
	Establishments with 1 to 4 employees	472	X	X	X
	Establishments with 5 to 9 employees	128	X	X	X
	Establishments with 10 to 19 employees	44	X	X	X
	Establishments with 20 to 49 employees	7	X	X	X
	Establishments with 50 to 99 employees	3	X	X	X
	Establishments with 100 to 249 employees	—	X	X	X
	Establishments with 250 to 499 employees	—	X	X	X
	Establishments with 500 to 999 employees	—	X	X	X
	Establishments with 1,000 employees or more	—	X	X	X
81111	Automotive mechanical and electrical repair and maintenance				
	All establishments	381	1 267	9 739	40 554
	Establishments with 1 to 4 employees	310	X	X	X
	Establishments with 5 to 9 employees	54	X	X	X
	Establishments with 10 to 19 employees	13	X	X	X
	Establishments with 20 to 49 employees	3	X	X	X
	Establishments with 50 to 99 employees	1	X	X	X
	Establishments with 100 to 249 employees	—	X	X	X
	Establishments with 250 to 499 employees	—	X	X	X
	Establishments with 500 to 999 employees	—	X	X	X
	Establishments with 1,000 employees or more	—	X	X	X
811111	General automotive repair				
	All establishments	325	1 077	8 411	34 772
	Establishments with 1 to 4 employees	267	X	X	X
	Establishments with 5 to 9 employees	44	X	X	X
	Establishments with 10 to 19 employees	10	X	X	X
	Establishments with 20 to 49 employees	3	X	X	X
	Establishments with 50 to 99 employees	1	X	X	X
	Establishments with 100 to 249 employees	—	X	X	X
	Establishments with 250 to 499 employees	—	X	X	X
	Establishments with 500 to 999 employees	—	X	X	X
	Establishments with 1,000 employees or more	—	X	X	X
81112	Automotive body, paint, interior, and glass repair				
	All establishments	178	883	7 570	30 799
	Establishments with 1 to 4 employees	102	X	X	X
	Establishments with 5 to 9 employees	52	X	X	X
	Establishments with 10 to 19 employees	24	X	X	X
	Establishments with 20 to 49 employees	—	X	X	X
	Establishments with 50 to 99 employees	—	X	X	X
	Establishments with 100 to 249 employees	—	X	X	X
	Establishments with 250 to 499 employees	—	X	X	X
	Establishments with 500 to 999 employees	—	X	X	X
	Establishments with 1,000 employees or more	—	X	X	X

See footnotes at end of table.

Table 5. Establishments, Employees, and Payroll by Industry and Employment Size of Establishments by County: 2004—Con.

[Excludes most government employees, railroad employees, and self-employed persons. Size class 1 to 4 employees includes establishments having payroll, but no employees, during mid-March pay period. For meaning of abbreviations and symbols, see introductory text. For explanation of terms, see Appendix A. For statement on reliability, see the note at the end of the table and Appendix C]

NAICS code	Geography, kind of business, and employment size class	Establishments (number)	Paid employees for pay period including March 12 (number)	First-quarter payroll (\$1,000)	Annual payroll (\$1,000)
81	BERGEN—Con.				
	Other services (except public administration)—Con.				
811	Repair and maintenance—Con.				
8111	Automotive repair and maintenance—Con.				
81112	Automotive body, paint, interior, and glass repair—Con.				
811121	Automotive body, paint, and interior repair and maintenance				
	All establishments	165	821	7 124	28 928
	Establishments with 1 to 4 employees	95	X	X	X
	Establishments with 5 to 9 employees	48	X	X	X
	Establishments with 10 to 19 employees	22	X	X	X
	Establishments with 20 to 49 employees	—	X	X	X
	Establishments with 50 to 99 employees	—	X	X	X
	Establishments with 100 to 249 employees	—	X	X	X
	Establishments with 250 to 499 employees	—	X	X	X
	Establishments with 500 to 999 employees	—	X	X	X
	Establishments with 1,000 employees or more	—	X	X	X
81119	Other automotive repair and maintenance				
	All establishments	95	627	4 163	15 905
	Establishments with 1 to 4 employees	60	X	X	X
	Establishments with 5 to 9 employees	22	X	X	X
	Establishments with 10 to 19 employees	7	X	X	X
	Establishments with 20 to 49 employees	4	X	X	X
	Establishments with 50 to 99 employees	2	X	X	X
	Establishments with 100 to 249 employees	—	X	X	X
	Establishments with 250 to 499 employees	—	X	X	X
	Establishments with 500 to 999 employees	—	X	X	X
	Establishments with 1,000 employees or more	—	X	X	X
811192	Car washes				
	All establishments	69	414	1 761	7 242
	Establishments with 1 to 4 employees	46	X	X	X
	Establishments with 5 to 9 employees	14	X	X	X
	Establishments with 10 to 19 employees	4	X	X	X
	Establishments with 20 to 49 employees	4	X	X	X
	Establishments with 50 to 99 employees	1	X	X	X
	Establishments with 100 to 249 employees	—	X	X	X
	Establishments with 250 to 499 employees	—	X	X	X
	Establishments with 500 to 999 employees	—	X	X	X
	Establishments with 1,000 employees or more	—	X	X	X
811198	All other automotive repair and maintenance				
	All establishments	10	141	1 953	6 707
	Establishments with 1 to 4 employees	5	X	X	X
	Establishments with 5 to 9 employees	2	X	X	X
	Establishments with 10 to 19 employees	2	X	X	X
	Establishments with 20 to 49 employees	—	X	X	X
	Establishments with 50 to 99 employees	1	X	X	X
	Establishments with 100 to 249 employees	—	X	X	X
	Establishments with 250 to 499 employees	—	X	X	X
	Establishments with 500 to 999 employees	—	X	X	X
	Establishments with 1,000 employees or more	—	X	X	X
8112	Electronic and precision equipment repair and maintenance				
	All establishments	98	896	11 103	44 386
	Establishments with 1 to 4 employees	53	X	X	X
	Establishments with 5 to 9 employees	26	X	X	X
	Establishments with 10 to 19 employees	8	X	X	X
	Establishments with 20 to 49 employees	7	X	X	X
	Establishments with 50 to 99 employees	4	X	X	X
	Establishments with 100 to 249 employees	—	X	X	X
	Establishments with 250 to 499 employees	—	X	X	X
	Establishments with 500 to 999 employees	—	X	X	X
	Establishments with 1,000 employees or more	—	X	X	X
81121	Electronic and precision equipment repair and maintenance				
	All establishments	98	896	11 103	44 386
	Establishments with 1 to 4 employees	53	X	X	X
	Establishments with 5 to 9 employees	26	X	X	X
	Establishments with 10 to 19 employees	8	X	X	X
	Establishments with 20 to 49 employees	7	X	X	X
	Establishments with 50 to 99 employees	4	X	X	X
	Establishments with 100 to 249 employees	—	X	X	X
	Establishments with 250 to 499 employees	—	X	X	X
	Establishments with 500 to 999 employees	—	X	X	X
	Establishments with 1,000 employees or more	—	X	X	X
811211	Consumer electronics repair and maintenance				
	All establishments	26	220	1 973	7 748
	Establishments with 1 to 4 employees	11	X	X	X
	Establishments with 5 to 9 employees	9	X	X	X
	Establishments with 10 to 19 employees	3	X	X	X
	Establishments with 20 to 49 employees	3	X	X	X
	Establishments with 50 to 99 employees	—	X	X	X
	Establishments with 100 to 249 employees	—	X	X	X
	Establishments with 250 to 499 employees	—	X	X	X
	Establishments with 500 to 999 employees	—	X	X	X

See footnotes at end of table.

Table 5. Establishments, Employees, and Payroll by Industry and Employment Size of Establishments by County: 2004—Con.

[Excludes most government employees, railroad employees, and self-employed persons. Size class 1 to 4 employees includes establishments having payroll, but no employees, during mid-March pay period. For meaning of abbreviations and symbols, see introductory text. For explanation of terms, see Appendix A. For statement on reliability, see the note at the end of the table and Appendix C]

NAICS code	Geography, kind of business, and employment size class	Establishments (number)	Paid employees for pay period including March 12 (number)	First-quarter payroll (\$1,000)	Annual payroll (\$1,000)
	BERGEN—Con.				
81	Other services (except public administration)—Con.				
811	Repair and maintenance—Con.				
8112	Electronic and precision equipment repair and maintenance—Con.				
81121	Electronic and precision equipment repair and maintenance—Con.				
811211	Consumer electronics repair and maintenance—Con.				
	All establishments—Con.				
	Establishments with 1,000 employees or more	—	X	X	X
811212	Computer and office machine repair and maintenance				
	All establishments	35	437	5 979	22 057
	Establishments with 1 to 4 employees	21	X	X	X
	Establishments with 5 to 9 employees	6	X	X	X
	Establishments with 10 to 19 employees	1	X	X	X
	Establishments with 20 to 49 employees	4	X	X	X
	Establishments with 50 to 99 employees	3	X	X	X
	Establishments with 100 to 249 employees	—	X	X	X
	Establishments with 250 to 499 employees	—	X	X	X
	Establishments with 500 to 999 employees	—	X	X	X
	Establishments with 1,000 employees or more	—	X	X	X
811219	Other electronic and precision equipment repair and maintenance				
	All establishments	19	143	2 041	10 430
	Establishments with 1 to 4 employees	11	X	X	X
	Establishments with 5 to 9 employees	6	X	X	X
	Establishments with 10 to 19 employees	1	X	X	X
	Establishments with 20 to 49 employees	—	X	X	X
	Establishments with 50 to 99 employees	1	X	X	X
	Establishments with 100 to 249 employees	—	X	X	X
	Establishments with 250 to 499 employees	—	X	X	X
	Establishments with 500 to 999 employees	—	X	X	X
	Establishments with 1,000 employees or more	—	X	X	X
8113	Commercial and industrial machinery and equipment (except automotive and electronic) repair and maintenance				
	All establishments	62	301	2 748	12 800
	Establishments with 1 to 4 employees	48	X	X	X
	Establishments with 5 to 9 employees	5	X	X	X
	Establishments with 10 to 19 employees	5	X	X	X
	Establishments with 20 to 49 employees	4	X	X	X
	Establishments with 50 to 99 employees	—	X	X	X
	Establishments with 100 to 249 employees	—	X	X	X
	Establishments with 250 to 499 employees	—	X	X	X
	Establishments with 500 to 999 employees	—	X	X	X
	Establishments with 1,000 employees or more	—	X	X	X
81131	Commercial and industrial machinery and equipment (except automotive and electronic) repair and maintenance				
	All establishments	62	301	2 748	12 800
	Establishments with 1 to 4 employees	48	X	X	X
	Establishments with 5 to 9 employees	5	X	X	X
	Establishments with 10 to 19 employees	5	X	X	X
	Establishments with 20 to 49 employees	4	X	X	X
	Establishments with 50 to 99 employees	—	X	X	X
	Establishments with 100 to 249 employees	—	X	X	X
	Establishments with 250 to 499 employees	—	X	X	X
	Establishments with 500 to 999 employees	—	X	X	X
	Establishments with 1,000 employees or more	—	X	X	X
811310	Commercial and industrial machinery and equipment (except automotive and electronic) repair and maintenance				
	All establishments	62	301	2 748	12 800
	Establishments with 1 to 4 employees	48	X	X	X
	Establishments with 5 to 9 employees	5	X	X	X
	Establishments with 10 to 19 employees	5	X	X	X
	Establishments with 20 to 49 employees	4	X	X	X
	Establishments with 50 to 99 employees	—	X	X	X
	Establishments with 100 to 249 employees	—	X	X	X
	Establishments with 250 to 499 employees	—	X	X	X
	Establishments with 500 to 999 employees	—	X	X	X
	Establishments with 1,000 employees or more	—	X	X	X
8114	Personal and household goods repair and maintenance				
	All establishments	104	519	3 582	14 802
	Establishments with 1 to 4 employees	84	X	X	X
	Establishments with 5 to 9 employees	10	X	X	X
	Establishments with 10 to 19 employees	5	X	X	X
	Establishments with 20 to 49 employees	3	X	X	X
	Establishments with 50 to 99 employees	2	X	X	X
	Establishments with 100 to 249 employees	—	X	X	X
	Establishments with 250 to 499 employees	—	X	X	X
	Establishments with 500 to 999 employees	—	X	X	X
	Establishments with 1,000 employees or more	—	X	X	X

See footnotes at end of table.

Table 5. Establishments, Employees, and Payroll by Industry and Employment Size of Establishments by County: 2004—Con.

[Excludes most government employees, railroad employees, and self-employed persons. Size class 1 to 4 employees includes establishments having payroll, but no employees, during mid-March pay period. For meaning of abbreviations and symbols, see introductory text. For explanation of terms, see Appendix A. For statement on reliability, see the note at the end of the table and Appendix C]

NAICS code	Geography, kind of business, and employment size class	Establishments (number)	Paid employees for pay period including March 12 (number)	First-quarter payroll (\$1,000)	Annual payroll (\$1,000)
	BERGEN—Con.				
81	Other services (except public administration)—Con.				
811	Repair and maintenance—Con.				
8114	Personal and household goods repair and maintenance—Con.				
81141	Home and garden equipment and appliance repair and maintenance				
	All establishments	35	176	1 595	6 254
	Establishments with 1 to 4 employees	26	X	X	X
	Establishments with 5 to 9 employees	3	X	X	X
	Establishments with 10 to 19 employees	4	X	X	X
	Establishments with 20 to 49 employees	2	X	X	X
	Establishments with 50 to 99 employees	—	X	X	X
	Establishments with 100 to 249 employees	—	X	X	X
	Establishments with 250 to 499 employees	—	X	X	X
	Establishments with 500 to 999 employees	—	X	X	X
	Establishments with 1,000 employees or more	—	X	X	X
81149	Other personal and household goods repair and maintenance				
	All establishments	41	282	1 656	7 099
	Establishments with 1 to 4 employees	34	X	X	X
	Establishments with 5 to 9 employees	3	X	X	X
	Establishments with 10 to 19 employees	1	X	X	X
	Establishments with 20 to 49 employees	1	X	X	X
	Establishments with 50 to 99 employees	2	X	X	X
	Establishments with 100 to 249 employees	—	X	X	X
	Establishments with 250 to 499 employees	—	X	X	X
	Establishments with 500 to 999 employees	—	X	X	X
	Establishments with 1,000 employees or more	—	X	X	X
811490	Other personal and household goods repair and maintenance				
	All establishments	41	282	1 656	7 099
	Establishments with 1 to 4 employees	34	X	X	X
	Establishments with 5 to 9 employees	3	X	X	X
	Establishments with 10 to 19 employees	1	X	X	X
	Establishments with 20 to 49 employees	1	X	X	X
	Establishments with 50 to 99 employees	2	X	X	X
	Establishments with 100 to 249 employees	—	X	X	X
	Establishments with 250 to 499 employees	—	X	X	X
	Establishments with 500 to 999 employees	—	X	X	X
	Establishments with 1,000 employees or more	—	X	X	X
812	Personal and laundry services				
	All establishments	1 319	6 164	32 583	140 748
	Establishments with 1 to 4 employees	970	X	X	X
	Establishments with 5 to 9 employees	220	X	X	X
	Establishments with 10 to 19 employees	82	X	X	X
	Establishments with 20 to 49 employees	39	X	X	X
	Establishments with 50 to 99 employees	6	X	X	X
	Establishments with 100 to 249 employees	1	X	X	X
	Establishments with 250 to 499 employees	1	X	X	X
	Establishments with 500 to 999 employees	—	X	X	X
	Establishments with 1,000 employees or more	—	X	X	X
8121	Personal care services				
	All establishments	781	3 342	13 671	58 380
	Establishments with 1 to 4 employees	567	X	X	X
	Establishments with 5 to 9 employees	131	X	X	X
	Establishments with 10 to 19 employees	59	X	X	X
	Establishments with 20 to 49 employees	22	X	X	X
	Establishments with 50 to 99 employees	2	X	X	X
	Establishments with 100 to 249 employees	—	X	X	X
	Establishments with 250 to 499 employees	—	X	X	X
	Establishments with 500 to 999 employees	—	X	X	X
	Establishments with 1,000 employees or more	—	X	X	X
81211	Hair, nail, and skin care services				
	All establishments	705	2 940	11 816	50 444
	Establishments with 1 to 4 employees	514	X	X	X
	Establishments with 5 to 9 employees	121	X	X	X
	Establishments with 10 to 19 employees	52	X	X	X
	Establishments with 20 to 49 employees	16	X	X	X
	Establishments with 50 to 99 employees	2	X	X	X
	Establishments with 100 to 249 employees	—	X	X	X
	Establishments with 250 to 499 employees	—	X	X	X
	Establishments with 500 to 999 employees	—	X	X	X
	Establishments with 1,000 employees or more	—	X	X	X
812112	Beauty salons				
	All establishments	490	2 523	10 366	44 259
	Establishments with 1 to 4 employees	313	X	X	X
	Establishments with 5 to 9 employees	108	X	X	X
	Establishments with 10 to 19 employees	51	X	X	X
	Establishments with 20 to 49 employees	16	X	X	X
	Establishments with 50 to 99 employees	2	X	X	X
	Establishments with 100 to 249 employees	—	X	X	X
	Establishments with 250 to 499 employees	—	X	X	X
	Establishments with 500 to 999 employees	—	X	X	X
	Establishments with 1,000 employees or more	—	X	X	X

See footnotes at end of table.

Table 5. Establishments, Employees, and Payroll by Industry and Employment Size of Establishments by County: 2004—Con.

[Excludes most government employees, railroad employees, and self-employed persons. Size class 1 to 4 employees includes establishments having payroll, but no employees, during mid-March pay period. For meaning of abbreviations and symbols, see introductory text. For explanation of terms, see Appendix A. For statement on reliability, see the note at the end of the table and Appendix C]

NAICS code	Geography, kind of business, and employment size class	Establishments (number)	Paid employees for pay period including March 12 (number)	First-quarter payroll (\$1,000)	Annual payroll (\$1,000)
81	BERGEN—Con.				
	Other services (except public administration)—Con.				
812	Personal and laundry services—Con.				
8121	Personal care services—Con.				
81211	Hair, nail, and skin care services—Con.				
812113	Nail salons				
	All establishments	180	347	1 177	5 005
	Establishments with 1 to 4 employees	168	X	X	X
	Establishments with 5 to 9 employees	11	X	X	X
	Establishments with 10 to 19 employees	1	X	X	X
	Establishments with 20 to 49 employees	—	X	X	X
	Establishments with 50 to 99 employees	—	X	X	X
	Establishments with 100 to 249 employees	—	X	X	X
	Establishments with 250 to 499 employees	—	X	X	X
	Establishments with 500 to 999 employees	—	X	X	X
	Establishments with 1,000 employees or more	—	X	X	X
81219	Other personal care services				
	All establishments	76	402	1 855	7 936
	Establishments with 1 to 4 employees	53	X	X	X
	Establishments with 5 to 9 employees	10	X	X	X
	Establishments with 10 to 19 employees	7	X	X	X
	Establishments with 20 to 49 employees	6	X	X	X
	Establishments with 50 to 99 employees	—	X	X	X
	Establishments with 100 to 249 employees	—	X	X	X
	Establishments with 250 to 499 employees	—	X	X	X
	Establishments with 500 to 999 employees	—	X	X	X
	Establishments with 1,000 employees or more	—	X	X	X
812191	Diet and weight reducing centers				
	All establishments	18	120	359	1 522
	Establishments with 1 to 4 employees	10	X	X	X
	Establishments with 5 to 9 employees	3	X	X	X
	Establishments with 10 to 19 employees	3	X	X	X
	Establishments with 20 to 49 employees	2	X	X	X
	Establishments with 50 to 99 employees	—	X	X	X
	Establishments with 100 to 249 employees	—	X	X	X
	Establishments with 250 to 499 employees	—	X	X	X
	Establishments with 500 to 999 employees	—	X	X	X
	Establishments with 1,000 employees or more	—	X	X	X
812199	All other personal care services				
	All establishments	58	282	1 496	6 414
	Establishments with 1 to 4 employees	43	X	X	X
	Establishments with 5 to 9 employees	7	X	X	X
	Establishments with 10 to 19 employees	4	X	X	X
	Establishments with 20 to 49 employees	4	X	X	X
	Establishments with 50 to 99 employees	—	X	X	X
	Establishments with 100 to 249 employees	—	X	X	X
	Establishments with 250 to 499 employees	—	X	X	X
	Establishments with 500 to 999 employees	—	X	X	X
	Establishments with 1,000 employees or more	—	X	X	X
8122	Death care services				
	All establishments	66	608	6 305	27 834
	Establishments with 1 to 4 employees	30	X	X	X
	Establishments with 5 to 9 employees	22	X	X	X
	Establishments with 10 to 19 employees	7	X	X	X
	Establishments with 20 to 49 employees	6	X	X	X
	Establishments with 50 to 99 employees	1	X	X	X
	Establishments with 100 to 249 employees	—	X	X	X
	Establishments with 250 to 499 employees	—	X	X	X
	Establishments with 500 to 999 employees	—	X	X	X
	Establishments with 1,000 employees or more	—	X	X	X
81221	Funeral homes and funeral services				
	All establishments	47	339	2 994	13 026
	Establishments with 1 to 4 employees	23	X	X	X
	Establishments with 5 to 9 employees	16	X	X	X
	Establishments with 10 to 19 employees	5	X	X	X
	Establishments with 20 to 49 employees	3	X	X	X
	Establishments with 50 to 99 employees	—	X	X	X
	Establishments with 100 to 249 employees	—	X	X	X
	Establishments with 250 to 499 employees	—	X	X	X
	Establishments with 500 to 999 employees	—	X	X	X
	Establishments with 1,000 employees or more	—	X	X	X
812210	Funeral homes and funeral services				
	All establishments	47	339	2 994	13 026
	Establishments with 1 to 4 employees	23	X	X	X
	Establishments with 5 to 9 employees	16	X	X	X
	Establishments with 10 to 19 employees	5	X	X	X
	Establishments with 20 to 49 employees	3	X	X	X
	Establishments with 50 to 99 employees	—	X	X	X
	Establishments with 100 to 249 employees	—	X	X	X
	Establishments with 250 to 499 employees	—	X	X	X
	Establishments with 500 to 999 employees	—	X	X	X
	Establishments with 1,000 employees or more	—	X	X	X

See footnotes at end of table.

Table 5. Establishments, Employees, and Payroll by Industry and Employment Size of Establishments by County: 2004—Con.

[Excludes most government employees, railroad employees, and self-employed persons. Size class 1 to 4 employees includes establishments having payroll, but no employees, during mid-March pay period. For meaning of abbreviations and symbols, see introductory text. For explanation of terms, see Appendix A. For statement on reliability, see the note at the end of the table and Appendix C]

NAICS code	Geography, kind of business, and employment size class	Establishments (number)	Paid employees for pay period including March 12 (number)	First-quarter payroll (\$1,000)	Annual payroll (\$1,000)
	BERGEN—Con.				
81	Other services (except public administration)—Con.				
812	Personal and laundry services—Con.				
8122	Death care services—Con.				
81221	Funeral homes and funeral services—Con.				
812210	Funeral homes and funeral services—Con.				
	All establishments—Con.				
	Establishments with 1,000 employees or more	—	X	X	X
81222	Cemeteries and crematories				
	All establishments	19	269	3 311	14 808
	Establishments with 1 to 4 employees	7	X	X	X
	Establishments with 5 to 9 employees	6	X	X	X
	Establishments with 10 to 19 employees	2	X	X	X
	Establishments with 20 to 49 employees	3	X	X	X
	Establishments with 50 to 99 employees	1	X	X	X
	Establishments with 100 to 249 employees	—	X	X	X
	Establishments with 250 to 499 employees	—	X	X	X
	Establishments with 500 to 999 employees	—	X	X	X
	Establishments with 1,000 employees or more	—	X	X	X
812220	Cemeteries and crematories				
	All establishments	19	269	3 311	14 808
	Establishments with 1 to 4 employees	7	X	X	X
	Establishments with 5 to 9 employees	6	X	X	X
	Establishments with 10 to 19 employees	2	X	X	X
	Establishments with 20 to 49 employees	3	X	X	X
	Establishments with 50 to 99 employees	1	X	X	X
	Establishments with 100 to 249 employees	—	X	X	X
	Establishments with 250 to 499 employees	—	X	X	X
	Establishments with 500 to 999 employees	—	X	X	X
	Establishments with 1,000 employees or more	—	X	X	X
8123	Drycleaning and laundry services				
	All establishments	302	1 075	4 752	21 422
	Establishments with 1 to 4 employees	240	X	X	X
	Establishments with 5 to 9 employees	46	X	X	X
	Establishments with 10 to 19 employees	7	X	X	X
	Establishments with 20 to 49 employees	8	X	X	X
	Establishments with 50 to 99 employees	1	X	X	X
	Establishments with 100 to 249 employees	—	X	X	X
	Establishments with 250 to 499 employees	—	X	X	X
	Establishments with 500 to 999 employees	—	X	X	X
	Establishments with 1,000 employees or more	—	X	X	X
81231	Coin-operated laundries and drycleaners				
	All establishments	73	158	540	2 275
	Establishments with 1 to 4 employees	67	X	X	X
	Establishments with 5 to 9 employees	5	X	X	X
	Establishments with 10 to 19 employees	1	X	X	X
	Establishments with 20 to 49 employees	—	X	X	X
	Establishments with 50 to 99 employees	—	X	X	X
	Establishments with 100 to 249 employees	—	X	X	X
	Establishments with 250 to 499 employees	—	X	X	X
	Establishments with 500 to 999 employees	—	X	X	X
	Establishments with 1,000 employees or more	—	X	X	X
812310	Coin-operated laundries and drycleaners				
	All establishments	73	158	540	2 275
	Establishments with 1 to 4 employees	67	X	X	X
	Establishments with 5 to 9 employees	5	X	X	X
	Establishments with 10 to 19 employees	1	X	X	X
	Establishments with 20 to 49 employees	—	X	X	X
	Establishments with 50 to 99 employees	—	X	X	X
	Establishments with 100 to 249 employees	—	X	X	X
	Establishments with 250 to 499 employees	—	X	X	X
	Establishments with 500 to 999 employees	—	X	X	X
	Establishments with 1,000 employees or more	—	X	X	X
81232	Drycleaning and laundry services (except coin-operated)				
	All establishments	220	826	3 627	16 690
	Establishments with 1 to 4 employees	167	X	X	X
	Establishments with 5 to 9 employees	40	X	X	X
	Establishments with 10 to 19 employees	6	X	X	X
	Establishments with 20 to 49 employees	6	X	X	X
	Establishments with 50 to 99 employees	1	X	X	X
	Establishments with 100 to 249 employees	—	X	X	X
	Establishments with 250 to 499 employees	—	X	X	X
	Establishments with 500 to 999 employees	—	X	X	X
	Establishments with 1,000 employees or more	—	X	X	X

See footnotes at end of table.

Table 5. Establishments, Employees, and Payroll by Industry and Employment Size of Establishments by County: 2004—Con.

[Excludes most government employees, railroad employees, and self-employed persons. Size class 1 to 4 employees includes establishments having payroll, but no employees, during mid-March pay period. For meaning of abbreviations and symbols, see introductory text. For explanation of terms, see Appendix A. For statement on reliability, see the note at the end of the table and Appendix C]

NAICS code	Geography, kind of business, and employment size class	Establishments (number)	Paid employees for pay period including March 12 (number)	First-quarter payroll (\$1,000)	Annual payroll (\$1,000)
81	BERGEN—Con.				
	Other services (except public administration)—Con.				
812	Personal and laundry services—Con.				
8123	Drycleaning and laundry services—Con.				
81232	Drycleaning and laundry services (except coin-operated)—Con.				
812320	Drycleaning and laundry services (except coin-operated)				
	All establishments	220	826	3 627	16 690
	Establishments with 1 to 4 employees	167	X	X	X
	Establishments with 5 to 9 employees	40	X	X	X
	Establishments with 10 to 19 employees	6	X	X	X
	Establishments with 20 to 49 employees	6	X	X	X
	Establishments with 50 to 99 employees	1	X	X	X
	Establishments with 100 to 249 employees	—	X	X	X
	Establishments with 250 to 499 employees	—	X	X	X
	Establishments with 500 to 999 employees	—	X	X	X
	Establishments with 1,000 employees or more	—	X	X	X
8129	Other personal services				
	All establishments	170	1 139	7 855	33 112
	Establishments with 1 to 4 employees	133	X	X	X
	Establishments with 5 to 9 employees	21	X	X	X
	Establishments with 10 to 19 employees	9	X	X	X
	Establishments with 20 to 49 employees	3	X	X	X
	Establishments with 50 to 99 employees	2	X	X	X
	Establishments with 100 to 249 employees	1	X	X	X
	Establishments with 250 to 499 employees	1	X	X	X
	Establishments with 500 to 999 employees	—	X	X	X
	Establishments with 1,000 employees or more	—	X	X	X
81291	Pet care (except veterinary) services				
	All establishments	40	150	457	2 009
	Establishments with 1 to 4 employees	33	X	X	X
	Establishments with 5 to 9 employees	3	X	X	X
	Establishments with 10 to 19 employees	2	X	X	X
	Establishments with 20 to 49 employees	2	X	X	X
	Establishments with 50 to 99 employees	—	X	X	X
	Establishments with 100 to 249 employees	—	X	X	X
	Establishments with 250 to 499 employees	—	X	X	X
	Establishments with 500 to 999 employees	—	X	X	X
	Establishments with 1,000 employees or more	—	X	X	X
812910	Pet care (except veterinary) services				
	All establishments	40	150	457	2 009
	Establishments with 1 to 4 employees	33	X	X	X
	Establishments with 5 to 9 employees	3	X	X	X
	Establishments with 10 to 19 employees	2	X	X	X
	Establishments with 20 to 49 employees	2	X	X	X
	Establishments with 50 to 99 employees	—	X	X	X
	Establishments with 100 to 249 employees	—	X	X	X
	Establishments with 250 to 499 employees	—	X	X	X
	Establishments with 500 to 999 employees	—	X	X	X
	Establishments with 1,000 employees or more	—	X	X	X
81292	Photofinishing				
	All establishments	35	679	6 020	24 084
	Establishments with 1 to 4 employees	26	X	X	X
	Establishments with 5 to 9 employees	3	X	X	X
	Establishments with 10 to 19 employees	3	X	X	X
	Establishments with 20 to 49 employees	—	X	X	X
	Establishments with 50 to 99 employees	1	X	X	X
	Establishments with 100 to 249 employees	1	X	X	X
	Establishments with 250 to 499 employees	1	X	X	X
	Establishments with 500 to 999 employees	—	X	X	X
	Establishments with 1,000 employees or more	—	X	X	X
812921	Photofinishing laboratories (except one-hour)				
	All establishments	14	609	5 761	22 980
	Establishments with 1 to 4 employees	9	X	X	X
	Establishments with 5 to 9 employees	1	X	X	X
	Establishments with 10 to 19 employees	1	X	X	X
	Establishments with 20 to 49 employees	—	X	X	X
	Establishments with 50 to 99 employees	1	X	X	X
	Establishments with 100 to 249 employees	1	X	X	X
	Establishments with 250 to 499 employees	1	X	X	X
	Establishments with 500 to 999 employees	—	X	X	X
	Establishments with 1,000 employees or more	—	X	X	X
81299	All other personal services				
	All establishments	85	261	1 163	5 868
	Establishments with 1 to 4 employees	69	X	X	X
	Establishments with 5 to 9 employees	12	X	X	X
	Establishments with 10 to 19 employees	2	X	X	X
	Establishments with 20 to 49 employees	1	X	X	X
	Establishments with 50 to 99 employees	1	X	X	X
	Establishments with 100 to 249 employees	—	X	X	X
	Establishments with 250 to 499 employees	—	X	X	X
	Establishments with 500 to 999 employees	—	X	X	X
	Establishments with 1,000 employees or more	—	X	X	X

See footnotes at end of table.

Table 5. Establishments, Employees, and Payroll by Industry and Employment Size of Establishments by County: 2004—Con.

[Excludes most government employees, railroad employees, and self-employed persons. Size class 1 to 4 employees includes establishments having payroll, but no employees, during mid-March pay period. For meaning of abbreviations and symbols, see introductory text. For explanation of terms, see Appendix A. For statement on reliability, see the note at the end of the table and Appendix C]

NAICS code	Geography, kind of business, and employment size class	Establishments (number)	Paid employees for pay period including March 12 (number)	First-quarter payroll (\$1,000)	Annual payroll (\$1,000)
	BERGEN—Con.				
81	Other services (except public administration)—Con.				
812	Personal and laundry services—Con.				
8129	Other personal services—Con.				
81299	All other personal services—Con.				
812990	All other personal services				
	All establishments	85	261	1 163	5 868
	Establishments with 1 to 4 employees	69	X	X	X
	Establishments with 5 to 9 employees	12	X	X	X
	Establishments with 10 to 19 employees	2	X	X	X
	Establishments with 20 to 49 employees	1	X	X	X
	Establishments with 50 to 99 employees	1	X	X	X
	Establishments with 100 to 249 employees	—	X	X	X
	Establishments with 250 to 499 employees	—	X	X	X
	Establishments with 500 to 999 employees	—	X	X	X
	Establishments with 1,000 employees or more	—	X	X	X
813	Religious, grantmaking, civic, professional, and similar organizations				
	All establishments	900	7 574	42 610	175 214
	Establishments with 1 to 4 employees	571	X	X	X
	Establishments with 5 to 9 employees	148	X	X	X
	Establishments with 10 to 19 employees	86	X	X	X
	Establishments with 20 to 49 employees	72	X	X	X
	Establishments with 50 to 99 employees	18	X	X	X
	Establishments with 100 to 249 employees	4	X	X	X
	Establishments with 250 to 499 employees	1	X	X	X
	Establishments with 500 to 999 employees	—	X	X	X
	Establishments with 1,000 employees or more	—	X	X	X
8131	Religious organizations				
	All establishments	463	4 687	21 885	86 260
	Establishments with 1 to 4 employees	254	X	X	X
	Establishments with 5 to 9 employees	85	X	X	X
	Establishments with 10 to 19 employees	60	X	X	X
	Establishments with 20 to 49 employees	49	X	X	X
	Establishments with 50 to 99 employees	13	X	X	X
	Establishments with 100 to 249 employees	1	X	X	X
	Establishments with 250 to 499 employees	1	X	X	X
	Establishments with 500 to 999 employees	—	X	X	X
	Establishments with 1,000 employees or more	—	X	X	X
81311	Religious organizations				
	All establishments	463	4 687	21 885	86 260
	Establishments with 1 to 4 employees	254	X	X	X
	Establishments with 5 to 9 employees	85	X	X	X
	Establishments with 10 to 19 employees	60	X	X	X
	Establishments with 20 to 49 employees	49	X	X	X
	Establishments with 50 to 99 employees	13	X	X	X
	Establishments with 100 to 249 employees	1	X	X	X
	Establishments with 250 to 499 employees	1	X	X	X
	Establishments with 500 to 999 employees	—	X	X	X
	Establishments with 1,000 employees or more	—	X	X	X
813110	Religious organizations				
	All establishments	463	4 687	21 885	86 260
	Establishments with 1 to 4 employees	254	X	X	X
	Establishments with 5 to 9 employees	85	X	X	X
	Establishments with 10 to 19 employees	60	X	X	X
	Establishments with 20 to 49 employees	49	X	X	X
	Establishments with 50 to 99 employees	13	X	X	X
	Establishments with 100 to 249 employees	1	X	X	X
	Establishments with 250 to 499 employees	1	X	X	X
	Establishments with 500 to 999 employees	—	X	X	X
	Establishments with 1,000 employees or more	—	X	X	X
8132	Grantmaking and giving services				
	All establishments	61	296	3 080	12 354
	Establishments with 1 to 4 employees	45	X	X	X
	Establishments with 5 to 9 employees	12	X	X	X
	Establishments with 10 to 19 employees	2	X	X	X
	Establishments with 20 to 49 employees	1	X	X	X
	Establishments with 50 to 99 employees	1	X	X	X
	Establishments with 100 to 249 employees	—	X	X	X
	Establishments with 250 to 499 employees	—	X	X	X
	Establishments with 500 to 999 employees	—	X	X	X
	Establishments with 1,000 employees or more	—	X	X	X
81321	Grantmaking and giving services				
	All establishments	61	296	3 080	12 354
	Establishments with 1 to 4 employees	45	X	X	X
	Establishments with 5 to 9 employees	12	X	X	X
	Establishments with 10 to 19 employees	2	X	X	X
	Establishments with 20 to 49 employees	1	X	X	X
	Establishments with 50 to 99 employees	1	X	X	X
	Establishments with 100 to 249 employees	—	X	X	X
	Establishments with 250 to 499 employees	—	X	X	X
	Establishments with 500 to 999 employees	—	X	X	X
	Establishments with 1,000 employees or more	—	X	X	X

See footnotes at end of table.

Table 5. Establishments, Employees, and Payroll by Industry and Employment Size of Establishments by County: 2004—Con.

[Excludes most government employees, railroad employees, and self-employed persons. Size class 1 to 4 employees includes establishments having payroll, but no employees, during mid-March pay period. For meaning of abbreviations and symbols, see introductory text. For explanation of terms, see Appendix A. For statement on reliability, see the note at the end of the table and Appendix C]

NAICS code	Geography, kind of business, and employment size class	Establishments (number)	Paid employees for pay period including March 12 (number)	First-quarter payroll (\$1,000)	Annual payroll (\$1,000)
81	BERGEN—Con.				
	Other services (except public administration)—Con.				
813	Religious, grantmaking, civic, professional, and similar organizations—Con.				
8132	Grantmaking and giving services—Con.				
81321	Grantmaking and giving services—Con.				
813211	Grantmaking foundations				
	All establishments	31	102	1 096	5 053
	Establishments with 1 to 4 employees	26	X	X	X
	Establishments with 5 to 9 employees	4	X	X	X
	Establishments with 10 to 19 employees	—	X	X	X
	Establishments with 20 to 49 employees	1	X	X	X
	Establishments with 50 to 99 employees	—	X	X	X
	Establishments with 100 to 249 employees	—	X	X	X
	Establishments with 250 to 499 employees	—	X	X	X
	Establishments with 500 to 999 employees	—	X	X	X
	Establishments with 1,000 employees or more	—	X	X	X
813219	Other grantmaking and giving services				
	All establishments	11	117	1 224	4 098
	Establishments with 1 to 4 employees	7	X	X	X
	Establishments with 5 to 9 employees	2	X	X	X
	Establishments with 10 to 19 employees	1	X	X	X
	Establishments with 20 to 49 employees	—	X	X	X
	Establishments with 50 to 99 employees	1	X	X	X
	Establishments with 100 to 249 employees	—	X	X	X
	Establishments with 250 to 499 employees	—	X	X	X
	Establishments with 500 to 999 employees	—	X	X	X
	Establishments with 1,000 employees or more	—	X	X	X
8133	Social advocacy organizations				
	All establishments	22	121	765	3 519
	Establishments with 1 to 4 employees	14	X	X	X
	Establishments with 5 to 9 employees	3	X	X	X
	Establishments with 10 to 19 employees	4	X	X	X
	Establishments with 20 to 49 employees	1	X	X	X
	Establishments with 50 to 99 employees	—	X	X	X
	Establishments with 100 to 249 employees	—	X	X	X
	Establishments with 250 to 499 employees	—	X	X	X
	Establishments with 500 to 999 employees	—	X	X	X
	Establishments with 1,000 employees or more	—	X	X	X
81331	Social advocacy organizations				
	All establishments	22	121	765	3 519
	Establishments with 1 to 4 employees	14	X	X	X
	Establishments with 5 to 9 employees	3	X	X	X
	Establishments with 10 to 19 employees	4	X	X	X
	Establishments with 20 to 49 employees	1	X	X	X
	Establishments with 50 to 99 employees	—	X	X	X
	Establishments with 100 to 249 employees	—	X	X	X
	Establishments with 250 to 499 employees	—	X	X	X
	Establishments with 500 to 999 employees	—	X	X	X
	Establishments with 1,000 employees or more	—	X	X	X
8134	Civic and social organizations				
	All establishments	61	935	3 213	14 075
	Establishments with 1 to 4 employees	42	X	X	X
	Establishments with 5 to 9 employees	9	X	X	X
	Establishments with 10 to 19 employees	3	X	X	X
	Establishments with 20 to 49 employees	2	X	X	X
	Establishments with 50 to 99 employees	2	X	X	X
	Establishments with 100 to 249 employees	3	X	X	X
	Establishments with 250 to 499 employees	—	X	X	X
	Establishments with 500 to 999 employees	—	X	X	X
	Establishments with 1,000 employees or more	—	X	X	X
81341	Civic and social organizations				
	All establishments	61	935	3 213	14 075
	Establishments with 1 to 4 employees	42	X	X	X
	Establishments with 5 to 9 employees	9	X	X	X
	Establishments with 10 to 19 employees	3	X	X	X
	Establishments with 20 to 49 employees	2	X	X	X
	Establishments with 50 to 99 employees	2	X	X	X
	Establishments with 100 to 249 employees	3	X	X	X
	Establishments with 250 to 499 employees	—	X	X	X
	Establishments with 500 to 999 employees	—	X	X	X
	Establishments with 1,000 employees or more	—	X	X	X
813410	Civic and social organizations				
	All establishments	61	935	3 213	14 075
	Establishments with 1 to 4 employees	42	X	X	X
	Establishments with 5 to 9 employees	9	X	X	X
	Establishments with 10 to 19 employees	3	X	X	X
	Establishments with 20 to 49 employees	2	X	X	X
	Establishments with 50 to 99 employees	2	X	X	X
	Establishments with 100 to 249 employees	3	X	X	X
	Establishments with 250 to 499 employees	—	X	X	X
	Establishments with 500 to 999 employees	—	X	X	X
	Establishments with 1,000 employees or more	—	X	X	X

See footnotes at end of table.

Table 5. Establishments, Employees, and Payroll by Industry and Employment Size of Establishments by County: 2004—Con.

[Excludes most government employees, railroad employees, and self-employed persons. Size class 1 to 4 employees includes establishments having payroll, but no employees, during mid-March pay period. For meaning of abbreviations and symbols, see introductory text. For explanation of terms, see Appendix A. For statement on reliability, see the note at the end of the table and Appendix C]

NAICS code	Geography, kind of business, and employment size class	Establishments (number)	Paid employees for pay period including March 12 (number)	First-quarter payroll (\$1,000)	Annual payroll (\$1,000)
	BERGEN—Con.				
81	Other services (except public administration)—Con.				
813	Religious, grantmaking, civic, professional, and similar organizations—Con.				
8134	Civic and social organizations—Con.				
81341	Civic and social organizations—Con.				
813410	Civic and social organizations—Con.				
	All establishments—Con.				
	Establishments with 500 to 999 employees	—	X	X	X
	Establishments with 1,000 employees or more	—	X	X	X
8139	Business, professional, labor, political, and similar organizations				
	All establishments	293	1 535	13 667	59 006
	Establishments with 1 to 4 employees	216	X	X	X
	Establishments with 5 to 9 employees	39	X	X	X
	Establishments with 10 to 19 employees	17	X	X	X
	Establishments with 20 to 49 employees	19	X	X	X
	Establishments with 50 to 99 employees	2	X	X	X
	Establishments with 100 to 249 employees	—	X	X	X
	Establishments with 250 to 499 employees	—	X	X	X
	Establishments with 500 to 999 employees	—	X	X	X
	Establishments with 1,000 employees or more	—	X	X	X
81391	Business associations				
	All establishments	32	139	1 845	8 119
	Establishments with 1 to 4 employees	26	X	X	X
	Establishments with 5 to 9 employees	2	X	X	X
	Establishments with 10 to 19 employees	2	X	X	X
	Establishments with 20 to 49 employees	2	X	X	X
	Establishments with 50 to 99 employees	—	X	X	X
	Establishments with 100 to 249 employees	—	X	X	X
	Establishments with 250 to 499 employees	—	X	X	X
	Establishments with 500 to 999 employees	—	X	X	X
	Establishments with 1,000 employees or more	—	X	X	X
813910	Business associations				
	All establishments	32	139	1 845	8 119
	Establishments with 1 to 4 employees	26	X	X	X
	Establishments with 5 to 9 employees	2	X	X	X
	Establishments with 10 to 19 employees	2	X	X	X
	Establishments with 20 to 49 employees	2	X	X	X
	Establishments with 50 to 99 employees	—	X	X	X
	Establishments with 100 to 249 employees	—	X	X	X
	Establishments with 250 to 499 employees	—	X	X	X
	Establishments with 500 to 999 employees	—	X	X	X
	Establishments with 1,000 employees or more	—	X	X	X
81392	Professional organizations				
	All establishments	45	126	1 512	6 650
	Establishments with 1 to 4 employees	39	X	X	X
	Establishments with 5 to 9 employees	4	X	X	X
	Establishments with 10 to 19 employees	1	X	X	X
	Establishments with 20 to 49 employees	—	X	X	X
	Establishments with 50 to 99 employees	1	X	X	X
	Establishments with 100 to 249 employees	—	X	X	X
	Establishments with 250 to 499 employees	—	X	X	X
	Establishments with 500 to 999 employees	—	X	X	X
	Establishments with 1,000 employees or more	—	X	X	X
813920	Professional organizations				
	All establishments	45	126	1 512	6 650
	Establishments with 1 to 4 employees	39	X	X	X
	Establishments with 5 to 9 employees	4	X	X	X
	Establishments with 10 to 19 employees	1	X	X	X
	Establishments with 20 to 49 employees	—	X	X	X
	Establishments with 50 to 99 employees	1	X	X	X
	Establishments with 100 to 249 employees	—	X	X	X
	Establishments with 250 to 499 employees	—	X	X	X
	Establishments with 500 to 999 employees	—	X	X	X
	Establishments with 1,000 employees or more	—	X	X	X
81393	Labor Unions and Similar Labor Organizations				
	All establishments	63	531	5 048	21 193
	Establishments with 1 to 4 employees	35	X	X	X
	Establishments with 5 to 9 employees	15	X	X	X
	Establishments with 10 to 19 employees	6	X	X	X
	Establishments with 20 to 49 employees	6	X	X	X
	Establishments with 50 to 99 employees	1	X	X	X
	Establishments with 100 to 249 employees	—	X	X	X
	Establishments with 250 to 499 employees	—	X	X	X
	Establishments with 500 to 999 employees	—	X	X	X
	Establishments with 1,000 employees or more	—	X	X	X

See footnotes at end of table.

Table 5. Establishments, Employees, and Payroll by Industry and Employment Size of Establishments by County: 2004—Con.

[Excludes most government employees, railroad employees, and self-employed persons. Size class 1 to 4 employees includes establishments having payroll, but no employees, during mid-March pay period. For meaning of abbreviations and symbols, see introductory text. For explanation of terms, see Appendix A. For statement on reliability, see the note at the end of the table and Appendix C]

NAICS code	Geography, kind of business, and employment size class	Establishments (number)	Paid employees for pay period including March 12 (number)	First-quarter payroll (\$1,000)	Annual payroll (\$1,000)
	BERGEN—Con.				
81	Other services (except public administration)—Con.				
813	Religious, grantmaking, civic, professional, and similar organizations—Con.				
8139	Business, professional, labor, political, and similar organizations—Con.				
81393	Labor Unions and Similar Labor Organizations—Con.				
813930	Labor Unions and Similar Labor Organizations				
	All establishments	63	531	5 048	21 193
	Establishments with 1 to 4 employees	35	X	X	X
	Establishments with 5 to 9 employees	15	X	X	X
	Establishments with 10 to 19 employees	6	X	X	X
	Establishments with 20 to 49 employees	6	X	X	X
	Establishments with 50 to 99 employees	1	X	X	X
	Establishments with 100 to 249 employees	—	X	X	X
	Establishments with 250 to 499 employees	—	X	X	X
	Establishments with 500 to 999 employees	—	X	X	X
	Establishments with 1,000 employees or more	—	X	X	X
81399	Other similar organizations (except business, professional, labor, and political organizations)				
	All establishments	138	714	5 001	21 668
	Establishments with 1 to 4 employees	102	X	X	X
	Establishments with 5 to 9 employees	17	X	X	X
	Establishments with 10 to 19 employees	8	X	X	X
	Establishments with 20 to 49 employees	11	X	X	X
	Establishments with 50 to 99 employees	—	X	X	X
	Establishments with 100 to 249 employees	—	X	X	X
	Establishments with 250 to 499 employees	—	X	X	X
	Establishments with 500 to 999 employees	—	X	X	X
	Establishments with 1,000 employees or more	—	X	X	X
813990	Other similar organizations (except business, professional, labor, and political organizations)				
	All establishments	138	714	5 001	21 668
	Establishments with 1 to 4 employees	102	X	X	X
	Establishments with 5 to 9 employees	17	X	X	X
	Establishments with 10 to 19 employees	8	X	X	X
	Establishments with 20 to 49 employees	11	X	X	X
	Establishments with 50 to 99 employees	—	X	X	X
	Establishments with 100 to 249 employees	—	X	X	X
	Establishments with 250 to 499 employees	—	X	X	X
	Establishments with 500 to 999 employees	—	X	X	X
	Establishments with 1,000 employees or more	—	X	X	X
99	Industries not classified				
	All establishments	224	195	1 009	5 008
	Establishments with 1 to 4 employees	218	X	X	X
	Establishments with 5 to 9 employees	5	X	X	X
	Establishments with 10 to 19 employees	1	X	X	X
	Establishments with 20 to 49 employees	—	X	X	X
	Establishments with 50 to 99 employees	—	X	X	X
	Establishments with 100 to 249 employees	—	X	X	X
	Establishments with 250 to 499 employees	—	X	X	X
	Establishments with 500 to 999 employees	—	X	X	X
	Establishments with 1,000 employees or more	—	X	X	X
	BURLINGTON				
	Total for all sectors				
	All establishments	10 733	181 100	1 634 733	6 874 616
	Establishments with 1 to 4 employees	5 576	X	X	X
	Establishments with 5 to 9 employees	2 009	X	X	X
	Establishments with 10 to 19 employees	1 442	X	X	X
	Establishments with 20 to 49 employees	1 070	X	X	X
	Establishments with 50 to 99 employees	338	X	X	X
	Establishments with 100 to 249 employees	230	X	X	X
	Establishments with 250 to 499 employees	43	X	X	X
	Establishments with 500 to 999 employees	16	X	X	X
	Establishments with 1,000 employees or more	9	X	X	X
11	Forestry, fishing & hunting, and agricultural support services (NAICS 113-115)				
	All establishments	22	c	D	D
	Establishments with 1 to 4 employees	14	X	X	X
	Establishments with 5 to 9 employees	1	X	X	X
	Establishments with 10 to 19 employees	4	X	X	X
	Establishments with 20 to 49 employees	2	X	X	X
	Establishments with 50 to 99 employees	1	X	X	X
	Establishments with 100 to 249 employees	—	X	X	X
	Establishments with 250 to 499 employees	—	X	X	X
	Establishments with 500 to 999 employees	—	X	X	X
	Establishments with 1,000 employees or more	—	X	X	X

See footnotes at end of table.

Table 5. Establishments, Employees, and Payroll by Industry and Employment Size of Establishments by County: 2004—Con.

[Excludes most government employees, railroad employees, and self-employed persons. Size class 1 to 4 employees includes establishments having payroll, but no employees, during mid-March pay period. For meaning of abbreviations and symbols, see introductory text. For explanation of terms, see Appendix A. For statement on reliability, see the note at the end of the table and Appendix C]

NAICS code	Geography, kind of business, and employment size class	Establishments (number)	Paid employees for pay period including March 12 (number)	First-quarter payroll (\$1,000)	Annual payroll (\$1,000)
	BURLINGTON—Con.				
11	Forestry, fishing & hunting, and agricultural support services (NAICS 113-115)—Con.				
115	Support activities for agriculture and forestry				
	All establishments	21	c	D	D
	Establishments with 1 to 4 employees	14	X	X	X
	Establishments with 5 to 9 employees	1	X	X	X
	Establishments with 10 to 19 employees	4	X	X	X
	Establishments with 20 to 49 employees	1	X	X	X
	Establishments with 50 to 99 employees	1	X	X	X
	Establishments with 100 to 249 employees	—	X	X	X
	Establishments with 250 to 499 employees	—	X	X	X
	Establishments with 500 to 999 employees	—	X	X	X
	Establishments with 1,000 employees or more	—	X	X	X
1151	Support activities for crop production				
	All establishments	3	c	D	D
	Establishments with 1 to 4 employees	2	X	X	X
	Establishments with 5 to 9 employees	—	X	X	X
	Establishments with 10 to 19 employees	—	X	X	X
	Establishments with 20 to 49 employees	—	X	X	X
	Establishments with 50 to 99 employees	1	X	X	X
	Establishments with 100 to 249 employees	—	X	X	X
	Establishments with 250 to 499 employees	—	X	X	X
	Establishments with 500 to 999 employees	—	X	X	X
	Establishments with 1,000 employees or more	—	X	X	X
11511	Support activities for crop production				
	All establishments	3	c	D	D
	Establishments with 1 to 4 employees	2	X	X	X
	Establishments with 5 to 9 employees	—	X	X	X
	Establishments with 10 to 19 employees	—	X	X	X
	Establishments with 20 to 49 employees	—	X	X	X
	Establishments with 50 to 99 employees	1	X	X	X
	Establishments with 100 to 249 employees	—	X	X	X
	Establishments with 250 to 499 employees	—	X	X	X
	Establishments with 500 to 999 employees	—	X	X	X
	Establishments with 1,000 employees or more	—	X	X	X
21	Mining				
	All establishments	3	a	D	D
	Establishments with 1 to 4 employees	2	X	X	X
	Establishments with 5 to 9 employees	1	X	X	X
	Establishments with 10 to 19 employees	—	X	X	X
	Establishments with 20 to 49 employees	—	X	X	X
	Establishments with 50 to 99 employees	—	X	X	X
	Establishments with 100 to 249 employees	—	X	X	X
	Establishments with 250 to 499 employees	—	X	X	X
	Establishments with 500 to 999 employees	—	X	X	X
	Establishments with 1,000 employees or more	—	X	X	X
22	Utilities				
	All establishments	17	898	14 843	60 304
	Establishments with 1 to 4 employees	7	X	X	X
	Establishments with 5 to 9 employees	1	X	X	X
	Establishments with 10 to 19 employees	2	X	X	X
	Establishments with 20 to 49 employees	2	X	X	X
	Establishments with 50 to 99 employees	1	X	X	X
	Establishments with 100 to 249 employees	3	X	X	X
	Establishments with 250 to 499 employees	1	X	X	X
	Establishments with 500 to 999 employees	—	X	X	X
	Establishments with 1,000 employees or more	—	X	X	X
221	Utilities				
	All establishments	17	898	14 843	60 304
	Establishments with 1 to 4 employees	7	X	X	X
	Establishments with 5 to 9 employees	1	X	X	X
	Establishments with 10 to 19 employees	2	X	X	X
	Establishments with 20 to 49 employees	2	X	X	X
	Establishments with 50 to 99 employees	1	X	X	X
	Establishments with 100 to 249 employees	3	X	X	X
	Establishments with 250 to 499 employees	1	X	X	X
	Establishments with 500 to 999 employees	—	X	X	X
	Establishments with 1,000 employees or more	—	X	X	X
2211	Electric power generation, transmission, and distribution				
	All establishments	10	f	D	D
	Establishments with 1 to 4 employees	3	X	X	X
	Establishments with 5 to 9 employees	1	X	X	X
	Establishments with 10 to 19 employees	—	X	X	X
	Establishments with 20 to 49 employees	2	X	X	X
	Establishments with 50 to 99 employees	1	X	X	X
	Establishments with 100 to 249 employees	2	X	X	X
	Establishments with 250 to 499 employees	1	X	X	X
	Establishments with 500 to 999 employees	—	X	X	X
	Establishments with 1,000 employees or more	—	X	X	X

See footnotes at end of table.

Table 5. Establishments, Employees, and Payroll by Industry and Employment Size of Establishments by County: 2004—Con.

[Excludes most government employees, railroad employees, and self-employed persons. Size class 1 to 4 employees includes establishments having payroll, but no employees, during mid-March pay period. For meaning of abbreviations and symbols, see introductory text. For explanation of terms, see Appendix A. For statement on reliability, see the note at the end of the table and Appendix C]

NAICS code	Geography, kind of business, and employment size class	Establishments (number)	Paid employees for pay period including March 12 (number)	First-quarter payroll (\$1,000)	Annual payroll (\$1,000)
22	BURLINGTON—Con.				
	Utilities—Con.				
221	Utilities—Con.				
2211	Electric power generation, transmission, and distribution—Con.				
22112	Electric power transmission, control, and distribution				
	All establishments	6	f	D	D
	Establishments with 1 to 4 employees	1	X	X	X
	Establishments with 5 to 9 employees	—	X	X	X
	Establishments with 10 to 19 employees	—	X	X	X
	Establishments with 20 to 49 employees	1	X	X	X
	Establishments with 50 to 99 employees	1	X	X	X
	Establishments with 100 to 249 employees	2	X	X	X
	Establishments with 250 to 499 employees	1	X	X	X
	Establishments with 500 to 999 employees	—	X	X	X
	Establishments with 1,000 employees or more	—	X	X	X
221122	Electric power distribution				
	All establishments	6	f	D	D
	Establishments with 1 to 4 employees	1	X	X	X
	Establishments with 5 to 9 employees	—	X	X	X
	Establishments with 10 to 19 employees	—	X	X	X
	Establishments with 20 to 49 employees	1	X	X	X
	Establishments with 50 to 99 employees	1	X	X	X
	Establishments with 100 to 249 employees	2	X	X	X
	Establishments with 250 to 499 employees	1	X	X	X
	Establishments with 500 to 999 employees	—	X	X	X
	Establishments with 1,000 employees or more	—	X	X	X
2213	Water, sewage, and other systems				
	All establishments	7	c	D	D
	Establishments with 1 to 4 employees	4	X	X	X
	Establishments with 5 to 9 employees	—	X	X	X
	Establishments with 10 to 19 employees	2	X	X	X
	Establishments with 20 to 49 employees	—	X	X	X
	Establishments with 50 to 99 employees	—	X	X	X
	Establishments with 100 to 249 employees	1	X	X	X
	Establishments with 250 to 499 employees	—	X	X	X
	Establishments with 500 to 999 employees	—	X	X	X
	Establishments with 1,000 employees or more	—	X	X	X
22131	Water supply and irrigation systems				
	All establishments	6	c	D	D
	Establishments with 1 to 4 employees	3	X	X	X
	Establishments with 5 to 9 employees	—	X	X	X
	Establishments with 10 to 19 employees	2	X	X	X
	Establishments with 20 to 49 employees	—	X	X	X
	Establishments with 50 to 99 employees	—	X	X	X
	Establishments with 100 to 249 employees	1	X	X	X
	Establishments with 250 to 499 employees	—	X	X	X
	Establishments with 500 to 999 employees	—	X	X	X
	Establishments with 1,000 employees or more	—	X	X	X
221310	Water supply and irrigation systems				
	All establishments	6	c	D	D
	Establishments with 1 to 4 employees	3	X	X	X
	Establishments with 5 to 9 employees	—	X	X	X
	Establishments with 10 to 19 employees	2	X	X	X
	Establishments with 20 to 49 employees	—	X	X	X
	Establishments with 50 to 99 employees	—	X	X	X
	Establishments with 100 to 249 employees	1	X	X	X
	Establishments with 250 to 499 employees	—	X	X	X
	Establishments with 500 to 999 employees	—	X	X	X
	Establishments with 1,000 employees or more	—	X	X	X
23	Construction				
	All establishments	1 120	8 730	91 120	417 416
	Establishments with 1 to 4 employees	723	X	X	X
	Establishments with 5 to 9 employees	183	X	X	X
	Establishments with 10 to 19 employees	112	X	X	X
	Establishments with 20 to 49 employees	73	X	X	X
	Establishments with 50 to 99 employees	20	X	X	X
	Establishments with 100 to 249 employees	7	X	X	X
	Establishments with 250 to 499 employees	2	X	X	X
	Establishments with 500 to 999 employees	—	X	X	X
	Establishments with 1,000 employees or more	—	X	X	X
236	Construction of buildings				
	All establishments	336	2 047	20 470	95 429
	Establishments with 1 to 4 employees	234	X	X	X
	Establishments with 5 to 9 employees	54	X	X	X
	Establishments with 10 to 19 employees	21	X	X	X
	Establishments with 20 to 49 employees	20	X	X	X
	Establishments with 50 to 99 employees	5	X	X	X
	Establishments with 100 to 249 employees	2	X	X	X
	Establishments with 250 to 499 employees	—	X	X	X
	Establishments with 500 to 999 employees	—	X	X	X
	Establishments with 1,000 employees or more	—	X	X	X

See footnotes at end of table.

Table 5. Establishments, Employees, and Payroll by Industry and Employment Size of Establishments by County: 2004—Con.

[Excludes most government employees, railroad employees, and self-employed persons. Size class 1 to 4 employees includes establishments having payroll, but no employees, during mid-March pay period. For meaning of abbreviations and symbols, see introductory text. For explanation of terms, see Appendix A. For statement on reliability, see the note at the end of the table and Appendix C]

NAICS code	Geography, kind of business, and employment size class	Establishments (number)	Paid employees for pay period including March 12 (number)	First-quarter payroll (\$1,000)	Annual payroll (\$1,000)
23	BURLINGTON—Con.				
	Construction—Con.				
236	Construction of buildings—Con.				
2361	Residential building construction				
	All establishments	275	1 304	12 991	60 600
	Establishments with 1 to 4 employees	201	X	X	X
	Establishments with 5 to 9 employees	44	X	X	X
	Establishments with 10 to 19 employees	15	X	X	X
	Establishments with 20 to 49 employees	12	X	X	X
	Establishments with 50 to 99 employees	2	X	X	X
	Establishments with 100 to 249 employees	1	X	X	X
	Establishments with 250 to 499 employees	—	X	X	X
	Establishments with 500 to 999 employees	—	X	X	X
	Establishments with 1,000 employees or more	—	X	X	X
23611	Residential building construction				
	All establishments	275	1 304	12 991	60 600
	Establishments with 1 to 4 employees	201	X	X	X
	Establishments with 5 to 9 employees	44	X	X	X
	Establishments with 10 to 19 employees	15	X	X	X
	Establishments with 20 to 49 employees	12	X	X	X
	Establishments with 50 to 99 employees	2	X	X	X
	Establishments with 100 to 249 employees	1	X	X	X
	Establishments with 250 to 499 employees	—	X	X	X
	Establishments with 500 to 999 employees	—	X	X	X
	Establishments with 1,000 employees or more	—	X	X	X
236115	New single-family housing construction (except operative builders)				
	All establishments	124	536	5 456	25 161
	Establishments with 1 to 4 employees	90	X	X	X
	Establishments with 5 to 9 employees	20	X	X	X
	Establishments with 10 to 19 employees	7	X	X	X
	Establishments with 20 to 49 employees	6	X	X	X
	Establishments with 50 to 99 employees	1	X	X	X
	Establishments with 100 to 249 employees	—	X	X	X
	Establishments with 250 to 499 employees	—	X	X	X
	Establishments with 500 to 999 employees	—	X	X	X
	Establishments with 1,000 employees or more	—	X	X	X
236117	New housing operative builders				
	All establishments	22	277	3 494	17 233
	Establishments with 1 to 4 employees	11	X	X	X
	Establishments with 5 to 9 employees	4	X	X	X
	Establishments with 10 to 19 employees	1	X	X	X
	Establishments with 20 to 49 employees	5	X	X	X
	Establishments with 50 to 99 employees	1	X	X	X
	Establishments with 100 to 249 employees	—	X	X	X
	Establishments with 250 to 499 employees	—	X	X	X
	Establishments with 500 to 999 employees	—	X	X	X
	Establishments with 1,000 employees or more	—	X	X	X
236118	Residential remodelers				
	All establishments	120	467	3 810	17 196
	Establishments with 1 to 4 employees	92	X	X	X
	Establishments with 5 to 9 employees	19	X	X	X
	Establishments with 10 to 19 employees	7	X	X	X
	Establishments with 20 to 49 employees	1	X	X	X
	Establishments with 50 to 99 employees	—	X	X	X
	Establishments with 100 to 249 employees	1	X	X	X
	Establishments with 250 to 499 employees	—	X	X	X
	Establishments with 500 to 999 employees	—	X	X	X
	Establishments with 1,000 employees or more	—	X	X	X
2362	Nonresidential building construction				
	All establishments	61	743	7 479	34 829
	Establishments with 1 to 4 employees	33	X	X	X
	Establishments with 5 to 9 employees	10	X	X	X
	Establishments with 10 to 19 employees	6	X	X	X
	Establishments with 20 to 49 employees	8	X	X	X
	Establishments with 50 to 99 employees	3	X	X	X
	Establishments with 100 to 249 employees	1	X	X	X
	Establishments with 250 to 499 employees	—	X	X	X
	Establishments with 500 to 999 employees	—	X	X	X
	Establishments with 1,000 employees or more	—	X	X	X
23622	Commercial and institutional building construction				
	All establishments	61	743	7 479	34 829
	Establishments with 1 to 4 employees	33	X	X	X
	Establishments with 5 to 9 employees	10	X	X	X
	Establishments with 10 to 19 employees	6	X	X	X
	Establishments with 20 to 49 employees	8	X	X	X
	Establishments with 50 to 99 employees	3	X	X	X
	Establishments with 100 to 249 employees	1	X	X	X
	Establishments with 250 to 499 employees	—	X	X	X
	Establishments with 500 to 999 employees	—	X	X	X
	Establishments with 1,000 employees or more	—	X	X	X

See footnotes at end of table.

Table 5. Establishments, Employees, and Payroll by Industry and Employment Size of Establishments by County: 2004—Con.

[Excludes most government employees, railroad employees, and self-employed persons. Size class 1 to 4 employees includes establishments having payroll, but no employees, during mid-March pay period. For meaning of abbreviations and symbols, see introductory text. For explanation of terms, see Appendix A. For statement on reliability, see the note at the end of the table and Appendix C]

NAICS code	Geography, kind of business, and employment size class	Establishments (number)	Paid employees for pay period including March 12 (number)	First-quarter payroll (\$1,000)	Annual payroll (\$1,000)
23	BURLINGTON—Con.				
	Construction—Con.				
236	Construction of buildings—Con.				
2362	Nonresidential building construction—Con.				
23622	Commercial and institutional building construction—Con.				
236220	Commercial and institutional building construction				
	All establishments	61	743	7 479	34 829
	Establishments with 1 to 4 employees	33	X	X	X
	Establishments with 5 to 9 employees	10	X	X	X
	Establishments with 10 to 19 employees	6	X	X	X
	Establishments with 20 to 49 employees	8	X	X	X
	Establishments with 50 to 99 employees	3	X	X	X
	Establishments with 100 to 249 employees	1	X	X	X
	Establishments with 250 to 499 employees	—	X	X	X
	Establishments with 500 to 999 employees	—	X	X	X
	Establishments with 1,000 employees or more	—	X	X	X
237	Heavy and civil engineering construction				
	All establishments	75	1 082	13 346	64 187
	Establishments with 1 to 4 employees	36	X	X	X
	Establishments with 5 to 9 employees	14	X	X	X
	Establishments with 10 to 19 employees	13	X	X	X
	Establishments with 20 to 49 employees	8	X	X	X
	Establishments with 50 to 99 employees	3	X	X	X
	Establishments with 100 to 249 employees	—	X	X	X
	Establishments with 250 to 499 employees	1	X	X	X
	Establishments with 500 to 999 employees	—	X	X	X
	Establishments with 1,000 employees or more	—	X	X	X
2371	Utility system construction				
	All establishments	35	708	8 888	40 531
	Establishments with 1 to 4 employees	13	X	X	X
	Establishments with 5 to 9 employees	7	X	X	X
	Establishments with 10 to 19 employees	8	X	X	X
	Establishments with 20 to 49 employees	5	X	X	X
	Establishments with 50 to 99 employees	1	X	X	X
	Establishments with 100 to 249 employees	—	X	X	X
	Establishments with 250 to 499 employees	1	X	X	X
	Establishments with 500 to 999 employees	—	X	X	X
	Establishments with 1,000 employees or more	—	X	X	X
23711	Water and sewer line and related structures construction				
	All establishments	25	226	2 458	10 855
	Establishments with 1 to 4 employees	9	X	X	X
	Establishments with 5 to 9 employees	6	X	X	X
	Establishments with 10 to 19 employees	8	X	X	X
	Establishments with 20 to 49 employees	2	X	X	X
	Establishments with 50 to 99 employees	—	X	X	X
	Establishments with 100 to 249 employees	—	X	X	X
	Establishments with 250 to 499 employees	—	X	X	X
	Establishments with 500 to 999 employees	—	X	X	X
	Establishments with 1,000 employees or more	—	X	X	X
237110	Water and sewer line and related structures construction				
	All establishments	25	226	2 458	10 855
	Establishments with 1 to 4 employees	9	X	X	X
	Establishments with 5 to 9 employees	6	X	X	X
	Establishments with 10 to 19 employees	8	X	X	X
	Establishments with 20 to 49 employees	2	X	X	X
	Establishments with 50 to 99 employees	—	X	X	X
	Establishments with 100 to 249 employees	—	X	X	X
	Establishments with 250 to 499 employees	—	X	X	X
	Establishments with 500 to 999 employees	—	X	X	X
	Establishments with 1,000 employees or more	—	X	X	X
23712	Oil and gas pipeline and related structures construction				
	All establishments	3	e	D	D
	Establishments with 1 to 4 employees	1	X	X	X
	Establishments with 5 to 9 employees	—	X	X	X
	Establishments with 10 to 19 employees	—	X	X	X
	Establishments with 20 to 49 employees	1	X	X	X
	Establishments with 50 to 99 employees	—	X	X	X
	Establishments with 100 to 249 employees	—	X	X	X
	Establishments with 250 to 499 employees	1	X	X	X
	Establishments with 500 to 999 employees	—	X	X	X
	Establishments with 1,000 employees or more	—	X	X	X
237120	Oil and gas pipeline and related structures construction				
	All establishments	3	e	D	D
	Establishments with 1 to 4 employees	1	X	X	X
	Establishments with 5 to 9 employees	—	X	X	X
	Establishments with 10 to 19 employees	—	X	X	X
	Establishments with 20 to 49 employees	1	X	X	X
	Establishments with 50 to 99 employees	—	X	X	X
	Establishments with 100 to 249 employees	—	X	X	X
	Establishments with 250 to 499 employees	1	X	X	X
	Establishments with 500 to 999 employees	—	X	X	X
	Establishments with 1,000 employees or more	—	X	X	X

See footnotes at end of table.

Table 5. Establishments, Employees, and Payroll by Industry and Employment Size of Establishments by County: 2004—Con.

[Excludes most government employees, railroad employees, and self-employed persons. Size class 1 to 4 employees includes establishments having payroll, but no employees, during mid-March pay period. For meaning of abbreviations and symbols, see introductory text. For explanation of terms, see Appendix A. For statement on reliability, see the note at the end of the table and Appendix C]

NAICS code	Geography, kind of business, and employment size class	Establishments (number)	Paid employees for pay period including March 12 (number)	First-quarter payroll (\$1,000)	Annual payroll (\$1,000)
23	BURLINGTON—Con.				
	Construction—Con.				
237	Heavy and civil engineering construction—Con.				
2371	Utility system construction—Con.				
23713	Power and communication line and related structures construction				
	All establishments	7	c	D	D
	Establishments with 1 to 4 employees	3	X	X	X
	Establishments with 5 to 9 employees	1	X	X	X
	Establishments with 10 to 19 employees	—	X	X	X
	Establishments with 20 to 49 employees	2	X	X	X
	Establishments with 50 to 99 employees	1	X	X	X
	Establishments with 100 to 249 employees	—	X	X	X
	Establishments with 250 to 499 employees	—	X	X	X
	Establishments with 500 to 999 employees	—	X	X	X
	Establishments with 1,000 employees or more	—	X	X	X
237130	Power and communication line and related structures construction				
	All establishments	7	c	D	D
	Establishments with 1 to 4 employees	3	X	X	X
	Establishments with 5 to 9 employees	1	X	X	X
	Establishments with 10 to 19 employees	—	X	X	X
	Establishments with 20 to 49 employees	2	X	X	X
	Establishments with 50 to 99 employees	1	X	X	X
	Establishments with 100 to 249 employees	—	X	X	X
	Establishments with 250 to 499 employees	—	X	X	X
	Establishments with 500 to 999 employees	—	X	X	X
	Establishments with 1,000 employees or more	—	X	X	X
2373	Highway, street, and bridge construction				
	All establishments	20	271	3 107	16 134
	Establishments with 1 to 4 employees	8	X	X	X
	Establishments with 5 to 9 employees	4	X	X	X
	Establishments with 10 to 19 employees	4	X	X	X
	Establishments with 20 to 49 employees	2	X	X	X
	Establishments with 50 to 99 employees	2	X	X	X
	Establishments with 100 to 249 employees	—	X	X	X
	Establishments with 250 to 499 employees	—	X	X	X
	Establishments with 500 to 999 employees	—	X	X	X
	Establishments with 1,000 employees or more	—	X	X	X
23731	Highway, street, and bridge construction				
	All establishments	20	271	3 107	16 134
	Establishments with 1 to 4 employees	8	X	X	X
	Establishments with 5 to 9 employees	4	X	X	X
	Establishments with 10 to 19 employees	4	X	X	X
	Establishments with 20 to 49 employees	2	X	X	X
	Establishments with 50 to 99 employees	2	X	X	X
	Establishments with 100 to 249 employees	—	X	X	X
	Establishments with 250 to 499 employees	—	X	X	X
	Establishments with 500 to 999 employees	—	X	X	X
	Establishments with 1,000 employees or more	—	X	X	X
237310	Highway, street, and bridge construction				
	All establishments	20	271	3 107	16 134
	Establishments with 1 to 4 employees	8	X	X	X
	Establishments with 5 to 9 employees	4	X	X	X
	Establishments with 10 to 19 employees	4	X	X	X
	Establishments with 20 to 49 employees	2	X	X	X
	Establishments with 50 to 99 employees	2	X	X	X
	Establishments with 100 to 249 employees	—	X	X	X
	Establishments with 250 to 499 employees	—	X	X	X
	Establishments with 500 to 999 employees	—	X	X	X
	Establishments with 1,000 employees or more	—	X	X	X
238	Specialty trade contractors				
	All establishments	709	5 601	57 304	257 800
	Establishments with 1 to 4 employees	453	X	X	X
	Establishments with 5 to 9 employees	115	X	X	X
	Establishments with 10 to 19 employees	78	X	X	X
	Establishments with 20 to 49 employees	45	X	X	X
	Establishments with 50 to 99 employees	12	X	X	X
	Establishments with 100 to 249 employees	5	X	X	X
	Establishments with 250 to 499 employees	1	X	X	X
	Establishments with 500 to 999 employees	—	X	X	X
	Establishments with 1,000 employees or more	—	X	X	X
2381	Foundation, structure, and building exterior contractors				
	All establishments	148	1 508	12 750	67 090
	Establishments with 1 to 4 employees	88	X	X	X
	Establishments with 5 to 9 employees	19	X	X	X
	Establishments with 10 to 19 employees	21	X	X	X
	Establishments with 20 to 49 employees	11	X	X	X
	Establishments with 50 to 99 employees	7	X	X	X
	Establishments with 100 to 249 employees	2	X	X	X
	Establishments with 250 to 499 employees	—	X	X	X
	Establishments with 500 to 999 employees	—	X	X	X
	Establishments with 1,000 employees or more	—	X	X	X

See footnotes at end of table.

Table 5. Establishments, Employees, and Payroll by Industry and Employment Size of Establishments by County: 2004—Con.

[Excludes most government employees, railroad employees, and self-employed persons. Size class 1 to 4 employees includes establishments having payroll, but no employees, during mid-March pay period. For meaning of abbreviations and symbols, see introductory text. For explanation of terms, see Appendix A. For statement on reliability, see the note at the end of the table and Appendix C]

NAICS code	Geography, kind of business, and employment size class	Establishments (number)	Paid employees for pay period including March 12 (number)	First-quarter payroll (\$1,000)	Annual payroll (\$1,000)
23	BURLINGTON—Con.				
	Construction—Con.				
238	Specialty trade contractors—Con.				
2381	Foundation, structure, and building exterior contractors—Con.				
23811	Poured concrete foundation and structure contractors				
	All establishments	35	398	2 356	15 425
	Establishments with 1 to 4 employees	19	X	X	X
	Establishments with 5 to 9 employees	7	X	X	X
	Establishments with 10 to 19 employees	4	X	X	X
	Establishments with 20 to 49 employees	3	X	X	X
	Establishments with 50 to 99 employees	1	X	X	X
	Establishments with 100 to 249 employees	1	X	X	X
	Establishments with 250 to 499 employees	—	X	X	X
	Establishments with 500 to 999 employees	—	X	X	X
	Establishments with 1,000 employees or more	—	X	X	X
238110	Poured concrete foundation and structure contractors				
	All establishments	35	398	2 356	15 425
	Establishments with 1 to 4 employees	19	X	X	X
	Establishments with 5 to 9 employees	7	X	X	X
	Establishments with 10 to 19 employees	4	X	X	X
	Establishments with 20 to 49 employees	3	X	X	X
	Establishments with 50 to 99 employees	1	X	X	X
	Establishments with 100 to 249 employees	1	X	X	X
	Establishments with 250 to 499 employees	—	X	X	X
	Establishments with 500 to 999 employees	—	X	X	X
	Establishments with 1,000 employees or more	—	X	X	X
23812	Structural steel and precast concrete contractors				
	All establishments	6	255	2 807	15 608
	Establishments with 1 to 4 employees	1	X	X	X
	Establishments with 5 to 9 employees	—	X	X	X
	Establishments with 10 to 19 employees	1	X	X	X
	Establishments with 20 to 49 employees	2	X	X	X
	Establishments with 50 to 99 employees	1	X	X	X
	Establishments with 100 to 249 employees	1	X	X	X
	Establishments with 250 to 499 employees	—	X	X	X
	Establishments with 500 to 999 employees	—	X	X	X
	Establishments with 1,000 employees or more	—	X	X	X
238120	Structural steel and precast concrete contractors				
	All establishments	6	255	2 807	15 608
	Establishments with 1 to 4 employees	1	X	X	X
	Establishments with 5 to 9 employees	—	X	X	X
	Establishments with 10 to 19 employees	1	X	X	X
	Establishments with 20 to 49 employees	2	X	X	X
	Establishments with 50 to 99 employees	1	X	X	X
	Establishments with 100 to 249 employees	1	X	X	X
	Establishments with 250 to 499 employees	—	X	X	X
	Establishments with 500 to 999 employees	—	X	X	X
	Establishments with 1,000 employees or more	—	X	X	X
23813	Framing contractors				
	All establishments	29	287	2 571	9 116
	Establishments with 1 to 4 employees	19	X	X	X
	Establishments with 5 to 9 employees	3	X	X	X
	Establishments with 10 to 19 employees	3	X	X	X
	Establishments with 20 to 49 employees	2	X	X	X
	Establishments with 50 to 99 employees	2	X	X	X
	Establishments with 100 to 249 employees	—	X	X	X
	Establishments with 250 to 499 employees	—	X	X	X
	Establishments with 500 to 999 employees	—	X	X	X
	Establishments with 1,000 employees or more	—	X	X	X
238130	Framing contractors				
	All establishments	29	287	2 571	9 116
	Establishments with 1 to 4 employees	19	X	X	X
	Establishments with 5 to 9 employees	3	X	X	X
	Establishments with 10 to 19 employees	3	X	X	X
	Establishments with 20 to 49 employees	2	X	X	X
	Establishments with 50 to 99 employees	2	X	X	X
	Establishments with 100 to 249 employees	—	X	X	X
	Establishments with 250 to 499 employees	—	X	X	X
	Establishments with 500 to 999 employees	—	X	X	X
	Establishments with 1,000 employees or more	—	X	X	X
23814	Masonry contractors				
	All establishments	29	169	1 344	7 406
	Establishments with 1 to 4 employees	17	X	X	X
	Establishments with 5 to 9 employees	4	X	X	X
	Establishments with 10 to 19 employees	7	X	X	X
	Establishments with 20 to 49 employees	1	X	X	X
	Establishments with 50 to 99 employees	—	X	X	X
	Establishments with 100 to 249 employees	—	X	X	X
	Establishments with 250 to 499 employees	—	X	X	X
	Establishments with 500 to 999 employees	—	X	X	X
	Establishments with 1,000 employees or more	—	X	X	X

See footnotes at end of table.

Table 5. Establishments, Employees, and Payroll by Industry and Employment Size of Establishments by County: 2004—Con.

[Excludes most government employees, railroad employees, and self-employed persons. Size class 1 to 4 employees includes establishments having payroll, but no employees, during mid-March pay period. For meaning of abbreviations and symbols, see introductory text. For explanation of terms, see Appendix A. For statement on reliability, see the note at the end of the table and Appendix C]

NAICS code	Geography, kind of business, and employment size class	Establishments (number)	Paid employees for pay period including March 12 (number)	First-quarter payroll (\$1,000)	Annual payroll (\$1,000)
23	BURLINGTON—Con.				
	Construction—Con.				
238	Specialty trade contractors—Con.				
2381	Foundation, structure, and building exterior contractors—Con.				
23814	Masonry contractors—Con.				
238140	Masonry contractors				
	All establishments	29	169	1 344	7 406
	Establishments with 1 to 4 employees	17	X	X	X
	Establishments with 5 to 9 employees	4	X	X	X
	Establishments with 10 to 19 employees	7	X	X	X
	Establishments with 20 to 49 employees	1	X	X	X
	Establishments with 50 to 99 employees	—	X	X	X
	Establishments with 100 to 249 employees	—	X	X	X
	Establishments with 250 to 499 employees	—	X	X	X
	Establishments with 500 to 999 employees	—	X	X	X
	Establishments with 1,000 employees or more	—	X	X	X
23816	Roofing contractors				
	All establishments	17	259	2 371	12 794
	Establishments with 1 to 4 employees	9	X	X	X
	Establishments with 5 to 9 employees	2	X	X	X
	Establishments with 10 to 19 employees	1	X	X	X
	Establishments with 20 to 49 employees	2	X	X	X
	Establishments with 50 to 99 employees	3	X	X	X
	Establishments with 100 to 249 employees	—	X	X	X
	Establishments with 250 to 499 employees	—	X	X	X
	Establishments with 500 to 999 employees	—	X	X	X
	Establishments with 1,000 employees or more	—	X	X	X
238160	Roofing contractors				
	All establishments	17	259	2 371	12 794
	Establishments with 1 to 4 employees	9	X	X	X
	Establishments with 5 to 9 employees	2	X	X	X
	Establishments with 10 to 19 employees	1	X	X	X
	Establishments with 20 to 49 employees	2	X	X	X
	Establishments with 50 to 99 employees	3	X	X	X
	Establishments with 100 to 249 employees	—	X	X	X
	Establishments with 250 to 499 employees	—	X	X	X
	Establishments with 500 to 999 employees	—	X	X	X
	Establishments with 1,000 employees or more	—	X	X	X
2382	Building equipment contractors				
	All establishments	284	2 686	33 857	139 146
	Establishments with 1 to 4 employees	165	X	X	X
	Establishments with 5 to 9 employees	57	X	X	X
	Establishments with 10 to 19 employees	35	X	X	X
	Establishments with 20 to 49 employees	20	X	X	X
	Establishments with 50 to 99 employees	4	X	X	X
	Establishments with 100 to 249 employees	2	X	X	X
	Establishments with 250 to 499 employees	1	X	X	X
	Establishments with 500 to 999 employees	—	X	X	X
	Establishments with 1,000 employees or more	—	X	X	X
23821	Electrical Contractors				
	All establishments	124	900	9 951	45 407
	Establishments with 1 to 4 employees	71	X	X	X
	Establishments with 5 to 9 employees	26	X	X	X
	Establishments with 10 to 19 employees	17	X	X	X
	Establishments with 20 to 49 employees	9	X	X	X
	Establishments with 50 to 99 employees	1	X	X	X
	Establishments with 100 to 249 employees	—	X	X	X
	Establishments with 250 to 499 employees	—	X	X	X
	Establishments with 500 to 999 employees	—	X	X	X
	Establishments with 1,000 employees or more	—	X	X	X
238210	Electrical Contractors				
	All establishments	124	900	9 951	45 407
	Establishments with 1 to 4 employees	71	X	X	X
	Establishments with 5 to 9 employees	26	X	X	X
	Establishments with 10 to 19 employees	17	X	X	X
	Establishments with 20 to 49 employees	9	X	X	X
	Establishments with 50 to 99 employees	1	X	X	X
	Establishments with 100 to 249 employees	—	X	X	X
	Establishments with 250 to 499 employees	—	X	X	X
	Establishments with 500 to 999 employees	—	X	X	X
	Establishments with 1,000 employees or more	—	X	X	X
23822	Plumbing, heating, and air-conditioning contractors				
	All establishments	145	1 101	11 720	54 520
	Establishments with 1 to 4 employees	91	X	X	X
	Establishments with 5 to 9 employees	27	X	X	X
	Establishments with 10 to 19 employees	15	X	X	X
	Establishments with 20 to 49 employees	8	X	X	X
	Establishments with 50 to 99 employees	3	X	X	X
	Establishments with 100 to 249 employees	1	X	X	X
	Establishments with 250 to 499 employees	—	X	X	X
	Establishments with 500 to 999 employees	—	X	X	X
	Establishments with 1,000 employees or more	—	X	X	X

See footnotes at end of table.

Table 5. Establishments, Employees, and Payroll by Industry and Employment Size of Establishments by County: 2004—Con.

[Excludes most government employees, railroad employees, and self-employed persons. Size class 1 to 4 employees includes establishments having payroll, but no employees, during mid-March pay period. For meaning of abbreviations and symbols, see introductory text. For explanation of terms, see Appendix A. For statement on reliability, see the note at the end of the table and Appendix C]

NAICS code	Geography, kind of business, and employment size class	Establishments (number)	Paid employees for pay period including March 12 (number)	First-quarter payroll (\$1,000)	Annual payroll (\$1,000)
	BURLINGTON—Con.				
23	Construction—Con.				
238	Specialty trade contractors—Con.				
2382	Building equipment contractors—Con.				
23822	Plumbing, heating, and air-conditioning contractors—Con.				
238220	Plumbing, heating, and air-conditioning contractors				
	All establishments	145	1 101	11 720	54 520
	Establishments with 1 to 4 employees	91	X	X	X
	Establishments with 5 to 9 employees	27	X	X	X
	Establishments with 10 to 19 employees	15	X	X	X
	Establishments with 20 to 49 employees	8	X	X	X
	Establishments with 50 to 99 employees	3	X	X	X
	Establishments with 100 to 249 employees	1	X	X	X
	Establishments with 250 to 499 employees	—	X	X	X
	Establishments with 500 to 999 employees	—	X	X	X
	Establishments with 1,000 employees or more	—	X	X	X
23829	Other building equipment contractors				
	All establishments	15	685	12 186	39 219
	Establishments with 1 to 4 employees	3	X	X	X
	Establishments with 5 to 9 employees	4	X	X	X
	Establishments with 10 to 19 employees	3	X	X	X
	Establishments with 20 to 49 employees	3	X	X	X
	Establishments with 50 to 99 employees	—	X	X	X
	Establishments with 100 to 249 employees	1	X	X	X
	Establishments with 250 to 499 employees	1	X	X	X
	Establishments with 500 to 999 employees	—	X	X	X
	Establishments with 1,000 employees or more	—	X	X	X
238290	Other building equipment contractors				
	All establishments	15	685	12 186	39 219
	Establishments with 1 to 4 employees	3	X	X	X
	Establishments with 5 to 9 employees	4	X	X	X
	Establishments with 10 to 19 employees	3	X	X	X
	Establishments with 20 to 49 employees	3	X	X	X
	Establishments with 50 to 99 employees	—	X	X	X
	Establishments with 100 to 249 employees	1	X	X	X
	Establishments with 250 to 499 employees	1	X	X	X
	Establishments with 500 to 999 employees	—	X	X	X
	Establishments with 1,000 employees or more	—	X	X	X
2383	Building finishing contractors				
	All establishments	185	767	5 990	25 382
	Establishments with 1 to 4 employees	149	X	X	X
	Establishments with 5 to 9 employees	21	X	X	X
	Establishments with 10 to 19 employees	10	X	X	X
	Establishments with 20 to 49 employees	3	X	X	X
	Establishments with 50 to 99 employees	1	X	X	X
	Establishments with 100 to 249 employees	1	X	X	X
	Establishments with 250 to 499 employees	—	X	X	X
	Establishments with 500 to 999 employees	—	X	X	X
	Establishments with 1,000 employees or more	—	X	X	X
23831	Drywall and insulation contractors				
	All establishments	20	250	2 235	6 534
	Establishments with 1 to 4 employees	12	X	X	X
	Establishments with 5 to 9 employees	2	X	X	X
	Establishments with 10 to 19 employees	3	X	X	X
	Establishments with 20 to 49 employees	2	X	X	X
	Establishments with 50 to 99 employees	—	X	X	X
	Establishments with 100 to 249 employees	1	X	X	X
	Establishments with 250 to 499 employees	—	X	X	X
	Establishments with 500 to 999 employees	—	X	X	X
	Establishments with 1,000 employees or more	—	X	X	X
238310	Drywall and insulation contractors				
	All establishments	20	250	2 235	6 534
	Establishments with 1 to 4 employees	12	X	X	X
	Establishments with 5 to 9 employees	2	X	X	X
	Establishments with 10 to 19 employees	3	X	X	X
	Establishments with 20 to 49 employees	2	X	X	X
	Establishments with 50 to 99 employees	—	X	X	X
	Establishments with 100 to 249 employees	1	X	X	X
	Establishments with 250 to 499 employees	—	X	X	X
	Establishments with 500 to 999 employees	—	X	X	X
	Establishments with 1,000 employees or more	—	X	X	X
23832	Painting and wall covering contractors				
	All establishments	57	124	675	4 145
	Establishments with 1 to 4 employees	50	X	X	X
	Establishments with 5 to 9 employees	6	X	X	X
	Establishments with 10 to 19 employees	1	X	X	X
	Establishments with 20 to 49 employees	—	X	X	X
	Establishments with 50 to 99 employees	—	X	X	X
	Establishments with 100 to 249 employees	—	X	X	X
	Establishments with 250 to 499 employees	—	X	X	X
	Establishments with 500 to 999 employees	—	X	X	X
	Establishments with 1,000 employees or more	—	X	X	X

See footnotes at end of table.

Table 5. Establishments, Employees, and Payroll by Industry and Employment Size of Establishments by County: 2004—Con.

[Excludes most government employees, railroad employees, and self-employed persons. Size class 1 to 4 employees includes establishments having payroll, but no employees, during mid-March pay period. For meaning of abbreviations and symbols, see introductory text. For explanation of terms, see Appendix A. For statement on reliability, see the note at the end of the table and Appendix C]

NAICS code	Geography, kind of business, and employment size class	Establishments (number)	Paid employees for pay period including March 12 (number)	First-quarter payroll (\$1,000)	Annual payroll (\$1,000)
23	BURLINGTON—Con.				
	Construction—Con.				
238	Specialty trade contractors—Con.				
2383	Building finishing contractors—Con.				
23832	Painting and wall covering contractors—Con.				
238320	Painting and wall covering contractors				
	All establishments	57	124	675	4 145
	Establishments with 1 to 4 employees	50	X	X	X
	Establishments with 5 to 9 employees	6	X	X	X
	Establishments with 10 to 19 employees	1	X	X	X
	Establishments with 20 to 49 employees	—	X	X	X
	Establishments with 50 to 99 employees	—	X	X	X
	Establishments with 100 to 249 employees	—	X	X	X
	Establishments with 250 to 499 employees	—	X	X	X
	Establishments with 500 to 999 employees	—	X	X	X
	Establishments with 1,000 employees or more	—	X	X	X
23833	Flooring contractors				
	All establishments	27	116	1 231	5 907
	Establishments with 1 to 4 employees	23	X	X	X
	Establishments with 5 to 9 employees	2	X	X	X
	Establishments with 10 to 19 employees	1	X	X	X
	Establishments with 20 to 49 employees	—	X	X	X
	Establishments with 50 to 99 employees	1	X	X	X
	Establishments with 100 to 249 employees	—	X	X	X
	Establishments with 250 to 499 employees	—	X	X	X
	Establishments with 500 to 999 employees	—	X	X	X
	Establishments with 1,000 employees or more	—	X	X	X
238330	Flooring contractors				
	All establishments	27	116	1 231	5 907
	Establishments with 1 to 4 employees	23	X	X	X
	Establishments with 5 to 9 employees	2	X	X	X
	Establishments with 10 to 19 employees	1	X	X	X
	Establishments with 20 to 49 employees	—	X	X	X
	Establishments with 50 to 99 employees	1	X	X	X
	Establishments with 100 to 249 employees	—	X	X	X
	Establishments with 250 to 499 employees	—	X	X	X
	Establishments with 500 to 999 employees	—	X	X	X
	Establishments with 1,000 employees or more	—	X	X	X
23835	Finish carpentry contractors				
	All establishments	65	217	1 478	7 015
	Establishments with 1 to 4 employees	53	X	X	X
	Establishments with 5 to 9 employees	7	X	X	X
	Establishments with 10 to 19 employees	4	X	X	X
	Establishments with 20 to 49 employees	1	X	X	X
	Establishments with 50 to 99 employees	—	X	X	X
	Establishments with 100 to 249 employees	—	X	X	X
	Establishments with 250 to 499 employees	—	X	X	X
	Establishments with 500 to 999 employees	—	X	X	X
	Establishments with 1,000 employees or more	—	X	X	X
238350	Finish carpentry contractors				
	All establishments	65	217	1 478	7 015
	Establishments with 1 to 4 employees	53	X	X	X
	Establishments with 5 to 9 employees	7	X	X	X
	Establishments with 10 to 19 employees	4	X	X	X
	Establishments with 20 to 49 employees	1	X	X	X
	Establishments with 50 to 99 employees	—	X	X	X
	Establishments with 100 to 249 employees	—	X	X	X
	Establishments with 250 to 499 employees	—	X	X	X
	Establishments with 500 to 999 employees	—	X	X	X
	Establishments with 1,000 employees or more	—	X	X	X
2389	Other specialty trade contractors				
	All establishments	92	640	4 707	26 182
	Establishments with 1 to 4 employees	51	X	X	X
	Establishments with 5 to 9 employees	18	X	X	X
	Establishments with 10 to 19 employees	12	X	X	X
	Establishments with 20 to 49 employees	11	X	X	X
	Establishments with 50 to 99 employees	—	X	X	X
	Establishments with 100 to 249 employees	—	X	X	X
	Establishments with 250 to 499 employees	—	X	X	X
	Establishments with 500 to 999 employees	—	X	X	X
	Establishments with 1,000 employees or more	—	X	X	X
23891	Site preparation contractors				
	All establishments	49	402	3 280	17 967
	Establishments with 1 to 4 employees	23	X	X	X
	Establishments with 5 to 9 employees	11	X	X	X
	Establishments with 10 to 19 employees	9	X	X	X
	Establishments with 20 to 49 employees	6	X	X	X
	Establishments with 50 to 99 employees	—	X	X	X
	Establishments with 100 to 249 employees	—	X	X	X
	Establishments with 250 to 499 employees	—	X	X	X
	Establishments with 500 to 999 employees	—	X	X	X
	Establishments with 1,000 employees or more	—	X	X	X

See footnotes at end of table.

Table 5. Establishments, Employees, and Payroll by Industry and Employment Size of Establishments by County: 2004—Con.

[Excludes most government employees, railroad employees, and self-employed persons. Size class 1 to 4 employees includes establishments having payroll, but no employees, during mid-March pay period. For meaning of abbreviations and symbols, see introductory text. For explanation of terms, see Appendix A. For statement on reliability, see the note at the end of the table and Appendix C]

NAICS code	Geography, kind of business, and employment size class	Establishments (number)	Paid employees for pay period including March 12 (number)	First-quarter payroll (\$1,000)	Annual payroll (\$1,000)
	BURLINGTON—Con.				
23	Construction—Con.				
238	Specialty trade contractors—Con.				
2389	Other specialty trade contractors—Con.				
23891	Site preparation contractors—Con.				
238910	Site preparation contractors				
	All establishments	49	402	3 280	17 967
	Establishments with 1 to 4 employees	23	X	X	X
	Establishments with 5 to 9 employees	11	X	X	X
	Establishments with 10 to 19 employees	9	X	X	X
	Establishments with 20 to 49 employees	6	X	X	X
	Establishments with 50 to 99 employees	—	X	X	X
	Establishments with 100 to 249 employees	—	X	X	X
	Establishments with 250 to 499 employees	—	X	X	X
	Establishments with 500 to 999 employees	—	X	X	X
	Establishments with 1,000 employees or more	—	X	X	X
23899	All other specialty trade contractors				
	All establishments	43	238	1 427	8 215
	Establishments with 1 to 4 employees	28	X	X	X
	Establishments with 5 to 9 employees	7	X	X	X
	Establishments with 10 to 19 employees	3	X	X	X
	Establishments with 20 to 49 employees	5	X	X	X
	Establishments with 50 to 99 employees	—	X	X	X
	Establishments with 100 to 249 employees	—	X	X	X
	Establishments with 250 to 499 employees	—	X	X	X
	Establishments with 500 to 999 employees	—	X	X	X
	Establishments with 1,000 employees or more	—	X	X	X
238990	All other specialty trade contractors				
	All establishments	43	238	1 427	8 215
	Establishments with 1 to 4 employees	28	X	X	X
	Establishments with 5 to 9 employees	7	X	X	X
	Establishments with 10 to 19 employees	3	X	X	X
	Establishments with 20 to 49 employees	5	X	X	X
	Establishments with 50 to 99 employees	—	X	X	X
	Establishments with 100 to 249 employees	—	X	X	X
	Establishments with 250 to 499 employees	—	X	X	X
	Establishments with 500 to 999 employees	—	X	X	X
	Establishments with 1,000 employees or more	—	X	X	X
31-33	Manufacturing				
	All establishments	445	18 454	213 100	908 760
	Establishments with 1 to 4 employees	127	X	X	X
	Establishments with 5 to 9 employees	91	X	X	X
	Establishments with 10 to 19 employees	67	X	X	X
	Establishments with 20 to 49 employees	85	X	X	X
	Establishments with 50 to 99 employees	39	X	X	X
	Establishments with 100 to 249 employees	29	X	X	X
	Establishments with 250 to 499 employees	4	X	X	X
	Establishments with 500 to 999 employees	1	X	X	X
	Establishments with 1,000 employees or more	2	X	X	X
311	Food manufacturing				
	All establishments	27	1 111	8 992	36 490
	Establishments with 1 to 4 employees	5	X	X	X
	Establishments with 5 to 9 employees	9	X	X	X
	Establishments with 10 to 19 employees	4	X	X	X
	Establishments with 20 to 49 employees	5	X	X	X
	Establishments with 50 to 99 employees	1	X	X	X
	Establishments with 100 to 249 employees	2	X	X	X
	Establishments with 250 to 499 employees	1	X	X	X
	Establishments with 500 to 999 employees	—	X	X	X
	Establishments with 1,000 employees or more	—	X	X	X
3115	Dairy product manufacturing				
	All establishments	3	367	3 489	13 763
	Establishments with 1 to 4 employees	—	X	X	X
	Establishments with 5 to 9 employees	—	X	X	X
	Establishments with 10 to 19 employees	—	X	X	X
	Establishments with 20 to 49 employees	1	X	X	X
	Establishments with 50 to 99 employees	—	X	X	X
	Establishments with 100 to 249 employees	2	X	X	X
	Establishments with 250 to 499 employees	—	X	X	X
	Establishments with 500 to 999 employees	—	X	X	X
	Establishments with 1,000 employees or more	—	X	X	X
31151	Dairy product (except frozen) manufacturing				
	All establishments	3	367	3 489	13 763
	Establishments with 1 to 4 employees	—	X	X	X
	Establishments with 5 to 9 employees	—	X	X	X
	Establishments with 10 to 19 employees	—	X	X	X
	Establishments with 20 to 49 employees	1	X	X	X
	Establishments with 50 to 99 employees	—	X	X	X
	Establishments with 100 to 249 employees	2	X	X	X
	Establishments with 250 to 499 employees	—	X	X	X
	Establishments with 500 to 999 employees	—	X	X	X
	Establishments with 1,000 employees or more	—	X	X	X

See footnotes at end of table.

Table 5. Establishments, Employees, and Payroll by Industry and Employment Size of Establishments by County: 2004—Con.

[Excludes most government employees, railroad employees, and self-employed persons. Size class 1 to 4 employees includes establishments having payroll, but no employees, during mid-March pay period. For meaning of abbreviations and symbols, see introductory text. For explanation of terms, see Appendix A. For statement on reliability, see the note at the end of the table and Appendix C]

NAICS code	Geography, kind of business, and employment size class	Establishments (number)	Paid employees for pay period including March 12 (number)	First-quarter payroll (\$1,000)	Annual payroll (\$1,000)
	BURLINGTON—Con.				
31-33	Manufacturing—Con.				
311	Food manufacturing—Con.				
3115	Dairy product manufacturing—Con.				
31151	Dairy product (except frozen) manufacturing—Con.				
311511	Fluid milk manufacturing				
	All establishments	2	e	D	D
	Establishments with 1 to 4 employees	—	X	X	X
	Establishments with 5 to 9 employees	—	X	X	X
	Establishments with 10 to 19 employees	—	X	X	X
	Establishments with 20 to 49 employees	—	X	X	X
	Establishments with 50 to 99 employees	—	X	X	X
	Establishments with 100 to 249 employees	2	X	X	X
	Establishments with 250 to 499 employees	—	X	X	X
	Establishments with 500 to 999 employees	—	X	X	X
	Establishments with 1,000 employees or more	—	X	X	X
3118	Bakeries and tortilla manufacturing				
	All establishments	18	207	1 090	4 079
	Establishments with 1 to 4 employees	5	X	X	X
	Establishments with 5 to 9 employees	6	X	X	X
	Establishments with 10 to 19 employees	3	X	X	X
	Establishments with 20 to 49 employees	4	X	X	X
	Establishments with 50 to 99 employees	—	X	X	X
	Establishments with 100 to 249 employees	—	X	X	X
	Establishments with 250 to 499 employees	—	X	X	X
	Establishments with 500 to 999 employees	—	X	X	X
	Establishments with 1,000 employees or more	—	X	X	X
31181	Bread and bakery product manufacturing				
	All establishments	16	c	D	D
	Establishments with 1 to 4 employees	4	X	X	X
	Establishments with 5 to 9 employees	5	X	X	X
	Establishments with 10 to 19 employees	3	X	X	X
	Establishments with 20 to 49 employees	4	X	X	X
	Establishments with 50 to 99 employees	—	X	X	X
	Establishments with 100 to 249 employees	—	X	X	X
	Establishments with 250 to 499 employees	—	X	X	X
	Establishments with 500 to 999 employees	—	X	X	X
	Establishments with 1,000 employees or more	—	X	X	X
311811	Retail bakeries				
	All establishments	12	147	601	2 536
	Establishments with 1 to 4 employees	3	X	X	X
	Establishments with 5 to 9 employees	3	X	X	X
	Establishments with 10 to 19 employees	3	X	X	X
	Establishments with 20 to 49 employees	3	X	X	X
	Establishments with 50 to 99 employees	—	X	X	X
	Establishments with 100 to 249 employees	—	X	X	X
	Establishments with 250 to 499 employees	—	X	X	X
	Establishments with 500 to 999 employees	—	X	X	X
	Establishments with 1,000 employees or more	—	X	X	X
3119	Other food manufacturing				
	All establishments	2	e	D	D
	Establishments with 1 to 4 employees	—	X	X	X
	Establishments with 5 to 9 employees	—	X	X	X
	Establishments with 10 to 19 employees	1	X	X	X
	Establishments with 20 to 49 employees	—	X	X	X
	Establishments with 50 to 99 employees	—	X	X	X
	Establishments with 100 to 249 employees	—	X	X	X
	Establishments with 250 to 499 employees	1	X	X	X
	Establishments with 500 to 999 employees	—	X	X	X
	Establishments with 1,000 employees or more	—	X	X	X
31199	All other food manufacturing				
	All establishments	1	e	D	D
	Establishments with 1 to 4 employees	—	X	X	X
	Establishments with 5 to 9 employees	—	X	X	X
	Establishments with 10 to 19 employees	—	X	X	X
	Establishments with 20 to 49 employees	—	X	X	X
	Establishments with 50 to 99 employees	—	X	X	X
	Establishments with 100 to 249 employees	—	X	X	X
	Establishments with 250 to 499 employees	1	X	X	X
	Establishments with 500 to 999 employees	—	X	X	X
	Establishments with 1,000 employees or more	—	X	X	X
311999	All other miscellaneous food manufacturing				
	All establishments	1	e	D	D
	Establishments with 1 to 4 employees	—	X	X	X
	Establishments with 5 to 9 employees	—	X	X	X
	Establishments with 10 to 19 employees	—	X	X	X
	Establishments with 20 to 49 employees	—	X	X	X
	Establishments with 50 to 99 employees	—	X	X	X
	Establishments with 100 to 249 employees	—	X	X	X
	Establishments with 250 to 499 employees	1	X	X	X
	Establishments with 500 to 999 employees	—	X	X	X
	Establishments with 1,000 employees or more	—	X	X	X

See footnotes at end of table.

Table 5. Establishments, Employees, and Payroll by Industry and Employment Size of Establishments by County: 2004—Con.

[Excludes most government employees, railroad employees, and self-employed persons. Size class 1 to 4 employees includes establishments having payroll, but no employees, during mid-March pay period. For meaning of abbreviations and symbols, see introductory text. For explanation of terms, see Appendix A. For statement on reliability, see the note at the end of the table and Appendix C]

NAICS code	Geography, kind of business, and employment size class	Establishments (number)	Paid employees for pay period including March 12 (number)	First-quarter payroll (\$1,000)	Annual payroll (\$1,000)
	BURLINGTON—Con.				
31-33	Manufacturing—Con.				
312	Beverage and tobacco product manufacturing				
	All establishments	4	e	D	D
	Establishments with 1 to 4 employees	1	X	X	X
	Establishments with 5 to 9 employees	—	X	X	X
	Establishments with 10 to 19 employees	1	X	X	X
	Establishments with 20 to 49 employees	—	X	X	X
	Establishments with 50 to 99 employees	1	X	X	X
	Establishments with 100 to 249 employees	—	X	X	X
	Establishments with 250 to 499 employees	1	X	X	X
	Establishments with 500 to 999 employees	—	X	X	X
	Establishments with 1,000 employees or more	—	X	X	X
3121	Beverage manufacturing				
	All establishments	4	e	D	D
	Establishments with 1 to 4 employees	1	X	X	X
	Establishments with 5 to 9 employees	—	X	X	X
	Establishments with 10 to 19 employees	1	X	X	X
	Establishments with 20 to 49 employees	—	X	X	X
	Establishments with 50 to 99 employees	1	X	X	X
	Establishments with 100 to 249 employees	—	X	X	X
	Establishments with 250 to 499 employees	1	X	X	X
	Establishments with 500 to 999 employees	—	X	X	X
	Establishments with 1,000 employees or more	—	X	X	X
31211	Soft drink and ice manufacturing				
	All establishments	4	e	D	D
	Establishments with 1 to 4 employees	1	X	X	X
	Establishments with 5 to 9 employees	—	X	X	X
	Establishments with 10 to 19 employees	1	X	X	X
	Establishments with 20 to 49 employees	—	X	X	X
	Establishments with 50 to 99 employees	1	X	X	X
	Establishments with 100 to 249 employees	—	X	X	X
	Establishments with 250 to 499 employees	1	X	X	X
	Establishments with 500 to 999 employees	—	X	X	X
	Establishments with 1,000 employees or more	—	X	X	X
312111	Soft drink manufacturing				
	All establishments	3	e	D	D
	Establishments with 1 to 4 employees	1	X	X	X
	Establishments with 5 to 9 employees	—	X	X	X
	Establishments with 10 to 19 employees	—	X	X	X
	Establishments with 20 to 49 employees	—	X	X	X
	Establishments with 50 to 99 employees	1	X	X	X
	Establishments with 100 to 249 employees	—	X	X	X
	Establishments with 250 to 499 employees	1	X	X	X
	Establishments with 500 to 999 employees	—	X	X	X
	Establishments with 1,000 employees or more	—	X	X	X
314	Textile product mills				
	All establishments	13	155	1 421	6 528
	Establishments with 1 to 4 employees	5	X	X	X
	Establishments with 5 to 9 employees	3	X	X	X
	Establishments with 10 to 19 employees	3	X	X	X
	Establishments with 20 to 49 employees	1	X	X	X
	Establishments with 50 to 99 employees	1	X	X	X
	Establishments with 100 to 249 employees	—	X	X	X
	Establishments with 250 to 499 employees	—	X	X	X
	Establishments with 500 to 999 employees	—	X	X	X
	Establishments with 1,000 employees or more	—	X	X	X
3149	Other textile product mills				
	All establishments	10	140	1 343	6 179
	Establishments with 1 to 4 employees	3	X	X	X
	Establishments with 5 to 9 employees	3	X	X	X
	Establishments with 10 to 19 employees	2	X	X	X
	Establishments with 20 to 49 employees	1	X	X	X
	Establishments with 50 to 99 employees	1	X	X	X
	Establishments with 100 to 249 employees	—	X	X	X
	Establishments with 250 to 499 employees	—	X	X	X
	Establishments with 500 to 999 employees	—	X	X	X
	Establishments with 1,000 employees or more	—	X	X	X
31491	Textile bag and canvas mills				
	All establishments	7	115	1 189	4 754
	Establishments with 1 to 4 employees	2	X	X	X
	Establishments with 5 to 9 employees	2	X	X	X
	Establishments with 10 to 19 employees	1	X	X	X
	Establishments with 20 to 49 employees	1	X	X	X
	Establishments with 50 to 99 employees	1	X	X	X
	Establishments with 100 to 249 employees	—	X	X	X
	Establishments with 250 to 499 employees	—	X	X	X
	Establishments with 500 to 999 employees	—	X	X	X
	Establishments with 1,000 employees or more	—	X	X	X

See footnotes at end of table.

Table 5. Establishments, Employees, and Payroll by Industry and Employment Size of Establishments by County: 2004—Con.

[Excludes most government employees, railroad employees, and self-employed persons. Size class 1 to 4 employees includes establishments having payroll, but no employees, during mid-March pay period. For meaning of abbreviations and symbols, see introductory text. For explanation of terms, see Appendix A. For statement on reliability, see the note at the end of the table and Appendix C]

NAICS code	Geography, kind of business, and employment size class	Establishments (number)	Paid employees for pay period including March 12 (number)	First-quarter payroll (\$1,000)	Annual payroll (\$1,000)
	BURLINGTON—Con.				
31-33	Manufacturing—Con.				
315	Apparel manufacturing				
	All establishments	9	249	1 720	8 690
	Establishments with 1 to 4 employees	2	X	X	X
	Establishments with 5 to 9 employees	3	X	X	X
	Establishments with 10 to 19 employees	—	X	X	X
	Establishments with 20 to 49 employees	3	X	X	X
	Establishments with 50 to 99 employees	—	X	X	X
	Establishments with 100 to 249 employees	1	X	X	X
	Establishments with 250 to 499 employees	—	X	X	X
	Establishments with 500 to 999 employees	—	X	X	X
	Establishments with 1,000 employees or more	—	X	X	X
3152	Cut and sew apparel manufacturing				
	All establishments	9	249	1 720	8 690
	Establishments with 1 to 4 employees	2	X	X	X
	Establishments with 5 to 9 employees	3	X	X	X
	Establishments with 10 to 19 employees	—	X	X	X
	Establishments with 20 to 49 employees	3	X	X	X
	Establishments with 50 to 99 employees	—	X	X	X
	Establishments with 100 to 249 employees	1	X	X	X
	Establishments with 250 to 499 employees	—	X	X	X
	Establishments with 500 to 999 employees	—	X	X	X
	Establishments with 1,000 employees or more	—	X	X	X
31529	Other cut and sew apparel manufacturing				
	All establishments	2	c	D	D
	Establishments with 1 to 4 employees	—	X	X	X
	Establishments with 5 to 9 employees	1	X	X	X
	Establishments with 10 to 19 employees	—	X	X	X
	Establishments with 20 to 49 employees	—	X	X	X
	Establishments with 50 to 99 employees	—	X	X	X
	Establishments with 100 to 249 employees	1	X	X	X
	Establishments with 250 to 499 employees	—	X	X	X
	Establishments with 500 to 999 employees	—	X	X	X
	Establishments with 1,000 employees or more	—	X	X	X
315299	All other cut and sew apparel manufacturing				
	All establishments	2	c	D	D
	Establishments with 1 to 4 employees	—	X	X	X
	Establishments with 5 to 9 employees	1	X	X	X
	Establishments with 10 to 19 employees	—	X	X	X
	Establishments with 20 to 49 employees	—	X	X	X
	Establishments with 50 to 99 employees	—	X	X	X
	Establishments with 100 to 249 employees	1	X	X	X
	Establishments with 250 to 499 employees	—	X	X	X
	Establishments with 500 to 999 employees	—	X	X	X
	Establishments with 1,000 employees or more	—	X	X	X
321	Wood product manufacturing				
	All establishments	16	285	2 304	15 048
	Establishments with 1 to 4 employees	5	X	X	X
	Establishments with 5 to 9 employees	5	X	X	X
	Establishments with 10 to 19 employees	1	X	X	X
	Establishments with 20 to 49 employees	4	X	X	X
	Establishments with 50 to 99 employees	—	X	X	X
	Establishments with 100 to 249 employees	1	X	X	X
	Establishments with 250 to 499 employees	—	X	X	X
	Establishments with 500 to 999 employees	—	X	X	X
	Establishments with 1,000 employees or more	—	X	X	X
3212	Veneer, plywood, and engineered wood product manufacturing				
	All establishments	1	c	D	D
	Establishments with 1 to 4 employees	—	X	X	X
	Establishments with 5 to 9 employees	—	X	X	X
	Establishments with 10 to 19 employees	—	X	X	X
	Establishments with 20 to 49 employees	—	X	X	X
	Establishments with 50 to 99 employees	—	X	X	X
	Establishments with 100 to 249 employees	1	X	X	X
	Establishments with 250 to 499 employees	—	X	X	X
	Establishments with 500 to 999 employees	—	X	X	X
	Establishments with 1,000 employees or more	—	X	X	X
32121	Veneer, plywood, and engineered wood product manufacturing				
	All establishments	1	c	D	D
	Establishments with 1 to 4 employees	—	X	X	X
	Establishments with 5 to 9 employees	—	X	X	X
	Establishments with 10 to 19 employees	—	X	X	X
	Establishments with 20 to 49 employees	—	X	X	X
	Establishments with 50 to 99 employees	—	X	X	X
	Establishments with 100 to 249 employees	1	X	X	X
	Establishments with 250 to 499 employees	—	X	X	X
	Establishments with 500 to 999 employees	—	X	X	X
	Establishments with 1,000 employees or more	—	X	X	X

See footnotes at end of table.

Table 5. Establishments, Employees, and Payroll by Industry and Employment Size of Establishments by County: 2004—Con.

[Excludes most government employees, railroad employees, and self-employed persons. Size class 1 to 4 employees includes establishments having payroll, but no employees, during mid-March pay period. For meaning of abbreviations and symbols, see introductory text. For explanation of terms, see Appendix A. For statement on reliability, see the note at the end of the table and Appendix C]

NAICS code	Geography, kind of business, and employment size class	Establishments (number)	Paid employees for pay period including March 12 (number)	First-quarter payroll (\$1,000)	Annual payroll (\$1,000)
	BURLINGTON—Con.				
31-33	Manufacturing—Con.				
321	Wood product manufacturing—Con.				
3212	Veneer, plywood, and engineered wood product manufacturing—Con.				
32121	Veneer, plywood, and engineered wood product manufacturing—Con.				
321214	Truss manufacturing				
	All establishments	1	c	D	D
	Establishments with 1 to 4 employees	—	X	X	X
	Establishments with 5 to 9 employees	—	X	X	X
	Establishments with 10 to 19 employees	—	X	X	X
	Establishments with 20 to 49 employees	—	X	X	X
	Establishments with 50 to 99 employees	—	X	X	X
	Establishments with 100 to 249 employees	1	X	X	X
	Establishments with 250 to 499 employees	—	X	X	X
	Establishments with 500 to 999 employees	—	X	X	X
	Establishments with 1,000 employees or more	—	X	X	X
3219	Other wood product manufacturing				
	All establishments	13	c	D	D
	Establishments with 1 to 4 employees	4	X	X	X
	Establishments with 5 to 9 employees	5	X	X	X
	Establishments with 10 to 19 employees	—	X	X	X
	Establishments with 20 to 49 employees	4	X	X	X
	Establishments with 50 to 99 employees	—	X	X	X
	Establishments with 100 to 249 employees	—	X	X	X
	Establishments with 250 to 499 employees	—	X	X	X
	Establishments with 500 to 999 employees	—	X	X	X
	Establishments with 1,000 employees or more	—	X	X	X
322	Paper manufacturing				
	All establishments	4	c	D	D
	Establishments with 1 to 4 employees	—	X	X	X
	Establishments with 5 to 9 employees	—	X	X	X
	Establishments with 10 to 19 employees	3	X	X	X
	Establishments with 20 to 49 employees	—	X	X	X
	Establishments with 50 to 99 employees	—	X	X	X
	Establishments with 100 to 249 employees	1	X	X	X
	Establishments with 250 to 499 employees	—	X	X	X
	Establishments with 500 to 999 employees	—	X	X	X
	Establishments with 1,000 employees or more	—	X	X	X
3222	Converted paper product manufacturing				
	All establishments	3	200	2 623	11 312
	Establishments with 1 to 4 employees	—	X	X	X
	Establishments with 5 to 9 employees	—	X	X	X
	Establishments with 10 to 19 employees	2	X	X	X
	Establishments with 20 to 49 employees	—	X	X	X
	Establishments with 50 to 99 employees	—	X	X	X
	Establishments with 100 to 249 employees	1	X	X	X
	Establishments with 250 to 499 employees	—	X	X	X
	Establishments with 500 to 999 employees	—	X	X	X
	Establishments with 1,000 employees or more	—	X	X	X
32222	Paper bag and coated and treated paper manufacturing				
	All establishments	3	200	2 623	11 312
	Establishments with 1 to 4 employees	—	X	X	X
	Establishments with 5 to 9 employees	—	X	X	X
	Establishments with 10 to 19 employees	2	X	X	X
	Establishments with 20 to 49 employees	—	X	X	X
	Establishments with 50 to 99 employees	—	X	X	X
	Establishments with 100 to 249 employees	1	X	X	X
	Establishments with 250 to 499 employees	—	X	X	X
	Establishments with 500 to 999 employees	—	X	X	X
	Establishments with 1,000 employees or more	—	X	X	X
322222	Coated and laminated paper manufacturing				
	All establishments	3	200	2 623	11 312
	Establishments with 1 to 4 employees	—	X	X	X
	Establishments with 5 to 9 employees	—	X	X	X
	Establishments with 10 to 19 employees	2	X	X	X
	Establishments with 20 to 49 employees	—	X	X	X
	Establishments with 50 to 99 employees	—	X	X	X
	Establishments with 100 to 249 employees	1	X	X	X
	Establishments with 250 to 499 employees	—	X	X	X
	Establishments with 500 to 999 employees	—	X	X	X
	Establishments with 1,000 employees or more	—	X	X	X
323	Printing and related support activities				
	All establishments	61	1 748	17 645	73 194
	Establishments with 1 to 4 employees	21	X	X	X
	Establishments with 5 to 9 employees	15	X	X	X
	Establishments with 10 to 19 employees	3	X	X	X
	Establishments with 20 to 49 employees	10	X	X	X
	Establishments with 50 to 99 employees	8	X	X	X
	Establishments with 100 to 249 employees	3	X	X	X
	Establishments with 250 to 499 employees	1	X	X	X
	Establishments with 500 to 999 employees	—	X	X	X
	Establishments with 1,000 employees or more	—	X	X	X

See footnotes at end of table.

Table 5. Establishments, Employees, and Payroll by Industry and Employment Size of Establishments by County: 2004—Con.

[Excludes most government employees, railroad employees, and self-employed persons. Size class 1 to 4 employees includes establishments having payroll, but no employees, during mid-March pay period. For meaning of abbreviations and symbols, see introductory text. For explanation of terms, see Appendix A. For statement on reliability, see the note at the end of the table and Appendix C]

NAICS code	Geography, kind of business, and employment size class	Establishments (number)	Paid employees for pay period including March 12 (number)	First-quarter payroll (\$1,000)	Annual payroll (\$1,000)
	BURLINGTON—Con.				
31-33	Manufacturing—Con.				
323	Printing and related support activities—Con.				
3231	Printing and related support activities				
	All establishments	61	1 748	17 645	73 194
	Establishments with 1 to 4 employees	21	X	X	X
	Establishments with 5 to 9 employees	15	X	X	X
	Establishments with 10 to 19 employees	3	X	X	X
	Establishments with 20 to 49 employees	10	X	X	X
	Establishments with 50 to 99 employees	8	X	X	X
	Establishments with 100 to 249 employees	3	X	X	X
	Establishments with 250 to 499 employees	1	X	X	X
	Establishments with 500 to 999 employees	—	X	X	X
	Establishments with 1,000 employees or more	—	X	X	X
32311	Printing				
	All establishments	56	1 668	16 894	70 454
	Establishments with 1 to 4 employees	19	X	X	X
	Establishments with 5 to 9 employees	14	X	X	X
	Establishments with 10 to 19 employees	3	X	X	X
	Establishments with 20 to 49 employees	8	X	X	X
	Establishments with 50 to 99 employees	8	X	X	X
	Establishments with 100 to 249 employees	3	X	X	X
	Establishments with 250 to 499 employees	1	X	X	X
	Establishments with 500 to 999 employees	—	X	X	X
	Establishments with 1,000 employees or more	—	X	X	X
323110	Commercial lithographic printing				
	All establishments	35	1 419	14 818	61 753
	Establishments with 1 to 4 employees	9	X	X	X
	Establishments with 5 to 9 employees	8	X	X	X
	Establishments with 10 to 19 employees	2	X	X	X
	Establishments with 20 to 49 employees	5	X	X	X
	Establishments with 50 to 99 employees	8	X	X	X
	Establishments with 100 to 249 employees	2	X	X	X
	Establishments with 250 to 499 employees	1	X	X	X
	Establishments with 500 to 999 employees	—	X	X	X
	Establishments with 1,000 employees or more	—	X	X	X
323116	Manifold business forms printing				
	All establishments	3	c	D	D
	Establishments with 1 to 4 employees	1	X	X	X
	Establishments with 5 to 9 employees	—	X	X	X
	Establishments with 10 to 19 employees	—	X	X	X
	Establishments with 20 to 49 employees	1	X	X	X
	Establishments with 50 to 99 employees	—	X	X	X
	Establishments with 100 to 249 employees	1	X	X	X
	Establishments with 250 to 499 employees	—	X	X	X
	Establishments with 500 to 999 employees	—	X	X	X
	Establishments with 1,000 employees or more	—	X	X	X
325	Chemical manufacturing				
	All establishments	27	1 083	14 042	52 321
	Establishments with 1 to 4 employees	5	X	X	X
	Establishments with 5 to 9 employees	4	X	X	X
	Establishments with 10 to 19 employees	4	X	X	X
	Establishments with 20 to 49 employees	6	X	X	X
	Establishments with 50 to 99 employees	4	X	X	X
	Establishments with 100 to 249 employees	4	X	X	X
	Establishments with 250 to 499 employees	—	X	X	X
	Establishments with 500 to 999 employees	—	X	X	X
	Establishments with 1,000 employees or more	—	X	X	X
3251	Basic chemical manufacturing				
	All establishments	5	254	3 414	13 621
	Establishments with 1 to 4 employees	1	X	X	X
	Establishments with 5 to 9 employees	—	X	X	X
	Establishments with 10 to 19 employees	—	X	X	X
	Establishments with 20 to 49 employees	3	X	X	X
	Establishments with 50 to 99 employees	—	X	X	X
	Establishments with 100 to 249 employees	1	X	X	X
	Establishments with 250 to 499 employees	—	X	X	X
	Establishments with 500 to 999 employees	—	X	X	X
	Establishments with 1,000 employees or more	—	X	X	X
32518	Other basic inorganic chemical manufacturing				
	All establishments	2	c	D	D
	Establishments with 1 to 4 employees	—	X	X	X
	Establishments with 5 to 9 employees	—	X	X	X
	Establishments with 10 to 19 employees	—	X	X	X
	Establishments with 20 to 49 employees	1	X	X	X
	Establishments with 50 to 99 employees	—	X	X	X
	Establishments with 100 to 249 employees	1	X	X	X
	Establishments with 250 to 499 employees	—	X	X	X
	Establishments with 500 to 999 employees	—	X	X	X
	Establishments with 1,000 employees or more	—	X	X	X

See footnotes at end of table.

Table 5. Establishments, Employees, and Payroll by Industry and Employment Size of Establishments by County: 2004—Con.

[Excludes most government employees, railroad employees, and self-employed persons. Size class 1 to 4 employees includes establishments having payroll, but no employees, during mid-March pay period. For meaning of abbreviations and symbols, see introductory text. For explanation of terms, see Appendix A. For statement on reliability, see the note at the end of the table and Appendix C]

NAICS code	Geography, kind of business, and employment size class	Establishments (number)	Paid employees for pay period including March 12 (number)	First-quarter payroll (\$1,000)	Annual payroll (\$1,000)
	BURLINGTON—Con.				
31-33	Manufacturing—Con.				
325	Chemical manufacturing—Con.				
3251	Basic chemical manufacturing—Con.				
32518	Other basic inorganic chemical manufacturing—Con.				
325181	Alkalies and chlorine manufacturing				
	All establishments	1	c	D	D
	Establishments with 1 to 4 employees	—	X	X	X
	Establishments with 5 to 9 employees	—	X	X	X
	Establishments with 10 to 19 employees	—	X	X	X
	Establishments with 20 to 49 employees	—	X	X	X
	Establishments with 50 to 99 employees	—	X	X	X
	Establishments with 100 to 249 employees	1	X	X	X
	Establishments with 250 to 499 employees	—	X	X	X
	Establishments with 500 to 999 employees	—	X	X	X
	Establishments with 1,000 employees or more	—	X	X	X
3252	Resin, synthetic rubber, and artificial synthetic fibers and filaments manufacturing				
	All establishments	2	c	D	D
	Establishments with 1 to 4 employees	—	X	X	X
	Establishments with 5 to 9 employees	—	X	X	X
	Establishments with 10 to 19 employees	—	X	X	X
	Establishments with 20 to 49 employees	—	X	X	X
	Establishments with 50 to 99 employees	—	X	X	X
	Establishments with 100 to 249 employees	1	X	X	X
	Establishments with 250 to 499 employees	1	X	X	X
	Establishments with 500 to 999 employees	—	X	X	X
	Establishments with 1,000 employees or more	—	X	X	X
32521	Resin and synthetic rubber manufacturing				
	All establishments	2	c	D	D
	Establishments with 1 to 4 employees	—	X	X	X
	Establishments with 5 to 9 employees	—	X	X	X
	Establishments with 10 to 19 employees	—	X	X	X
	Establishments with 20 to 49 employees	—	X	X	X
	Establishments with 50 to 99 employees	1	X	X	X
	Establishments with 100 to 249 employees	1	X	X	X
	Establishments with 250 to 499 employees	—	X	X	X
	Establishments with 500 to 999 employees	—	X	X	X
	Establishments with 1,000 employees or more	—	X	X	X
325211	Plastics material and resin manufacturing				
	All establishments	2	c	D	D
	Establishments with 1 to 4 employees	—	X	X	X
	Establishments with 5 to 9 employees	—	X	X	X
	Establishments with 10 to 19 employees	—	X	X	X
	Establishments with 20 to 49 employees	—	X	X	X
	Establishments with 50 to 99 employees	—	X	X	X
	Establishments with 100 to 249 employees	1	X	X	X
	Establishments with 250 to 499 employees	1	X	X	X
	Establishments with 500 to 999 employees	—	X	X	X
	Establishments with 1,000 employees or more	—	X	X	X
3254	Pharmaceutical and medicine manufacturing				
	All establishments	4	164	1 822	6 429
	Establishments with 1 to 4 employees	—	X	X	X
	Establishments with 5 to 9 employees	2	X	X	X
	Establishments with 10 to 19 employees	—	X	X	X
	Establishments with 20 to 49 employees	—	X	X	X
	Establishments with 50 to 99 employees	2	X	X	X
	Establishments with 100 to 249 employees	—	X	X	X
	Establishments with 250 to 499 employees	—	X	X	X
	Establishments with 500 to 999 employees	—	X	X	X
	Establishments with 1,000 employees or more	—	X	X	X
32541	Pharmaceutical and medicine manufacturing				
	All establishments	4	164	1 822	6 429
	Establishments with 1 to 4 employees	—	X	X	X
	Establishments with 5 to 9 employees	2	X	X	X
	Establishments with 10 to 19 employees	—	X	X	X
	Establishments with 20 to 49 employees	—	X	X	X
	Establishments with 50 to 99 employees	2	X	X	X
	Establishments with 100 to 249 employees	—	X	X	X
	Establishments with 250 to 499 employees	—	X	X	X
	Establishments with 500 to 999 employees	—	X	X	X
	Establishments with 1,000 employees or more	—	X	X	X
3256	Soap, cleaning compound, and toilet preparation manufacturing				
	All establishments	6	229	1 988	8 270
	Establishments with 1 to 4 employees	2	X	X	X
	Establishments with 5 to 9 employees	—	X	X	X
	Establishments with 10 to 19 employees	1	X	X	X
	Establishments with 20 to 49 employees	1	X	X	X
	Establishments with 50 to 99 employees	1	X	X	X
	Establishments with 100 to 249 employees	1	X	X	X
	Establishments with 250 to 499 employees	—	X	X	X
	Establishments with 500 to 999 employees	—	X	X	X

See footnotes at end of table.

Table 5. Establishments, Employees, and Payroll by Industry and Employment Size of Establishments by County: 2004—Con.

[Excludes most government employees, railroad employees, and self-employed persons. Size class 1 to 4 employees includes establishments having payroll, but no employees, during mid-March pay period. For meaning of abbreviations and symbols, see introductory text. For explanation of terms, see Appendix A. For statement on reliability, see the note at the end of the table and Appendix C]

NAICS code	Geography, kind of business, and employment size class	Establishments (number)	Paid employees for pay period including March 12 (number)	First-quarter payroll (\$1,000)	Annual payroll (\$1,000)
	BURLINGTON—Con.				
31-33	Manufacturing—Con.				
325	Chemical manufacturing—Con.				
3256	Soap, cleaning compound, and toilet preparation manufacturing—Con.				
	All establishments—Con.				
	Establishments with 1,000 employees or more	—	X	X	X
32561	Soap and cleaning compound manufacturing				
	All establishments	4	c	D	D
	Establishments with 1 to 4 employees	1	X	X	X
	Establishments with 5 to 9 employees	—	X	X	X
	Establishments with 10 to 19 employees	1	X	X	X
	Establishments with 20 to 49 employees	1	X	X	X
	Establishments with 50 to 99 employees	—	X	X	X
	Establishments with 100 to 249 employees	1	X	X	X
	Establishments with 250 to 499 employees	—	X	X	X
	Establishments with 500 to 999 employees	—	X	X	X
	Establishments with 1,000 employees or more	—	X	X	X
325613	Surface active agent manufacturing				
	All establishments	1	c	D	D
	Establishments with 1 to 4 employees	—	X	X	X
	Establishments with 5 to 9 employees	—	X	X	X
	Establishments with 10 to 19 employees	—	X	X	X
	Establishments with 20 to 49 employees	—	X	X	X
	Establishments with 50 to 99 employees	—	X	X	X
	Establishments with 100 to 249 employees	1	X	X	X
	Establishments with 250 to 499 employees	—	X	X	X
	Establishments with 500 to 999 employees	—	X	X	X
	Establishments with 1,000 employees or more	—	X	X	X
3259	Other chemical product and preparation manufacturing				
	All establishments	5	178	3 050	9 641
	Establishments with 1 to 4 employees	—	X	X	X
	Establishments with 5 to 9 employees	2	X	X	X
	Establishments with 10 to 19 employees	—	X	X	X
	Establishments with 20 to 49 employees	2	X	X	X
	Establishments with 50 to 99 employees	—	X	X	X
	Establishments with 100 to 249 employees	1	X	X	X
	Establishments with 250 to 499 employees	—	X	X	X
	Establishments with 500 to 999 employees	—	X	X	X
	Establishments with 1,000 employees or more	—	X	X	X
32599	All other chemical product and preparation manufacturing				
	All establishments	3	c	D	D
	Establishments with 1 to 4 employees	—	X	X	X
	Establishments with 5 to 9 employees	2	X	X	X
	Establishments with 10 to 19 employees	—	X	X	X
	Establishments with 20 to 49 employees	—	X	X	X
	Establishments with 50 to 99 employees	—	X	X	X
	Establishments with 100 to 249 employees	1	X	X	X
	Establishments with 250 to 499 employees	—	X	X	X
	Establishments with 500 to 999 employees	—	X	X	X
	Establishments with 1,000 employees or more	—	X	X	X
325991	Custom compounding of purchased resins				
	All establishments	2	c	D	D
	Establishments with 1 to 4 employees	—	X	X	X
	Establishments with 5 to 9 employees	1	X	X	X
	Establishments with 10 to 19 employees	—	X	X	X
	Establishments with 20 to 49 employees	—	X	X	X
	Establishments with 50 to 99 employees	—	X	X	X
	Establishments with 100 to 249 employees	1	X	X	X
	Establishments with 250 to 499 employees	—	X	X	X
	Establishments with 500 to 999 employees	—	X	X	X
	Establishments with 1,000 employees or more	—	X	X	X
326	Plastics and rubber products manufacturing				
	All establishments	20	725	8 835	33 123
	Establishments with 1 to 4 employees	6	X	X	X
	Establishments with 5 to 9 employees	2	X	X	X
	Establishments with 10 to 19 employees	3	X	X	X
	Establishments with 20 to 49 employees	4	X	X	X
	Establishments with 50 to 99 employees	1	X	X	X
	Establishments with 100 to 249 employees	4	X	X	X
	Establishments with 250 to 499 employees	—	X	X	X
	Establishments with 500 to 999 employees	—	X	X	X
	Establishments with 1,000 employees or more	—	X	X	X
3261	Plastics product manufacturing				
	All establishments	19	f	D	D
	Establishments with 1 to 4 employees	5	X	X	X
	Establishments with 5 to 9 employees	2	X	X	X
	Establishments with 10 to 19 employees	3	X	X	X
	Establishments with 20 to 49 employees	4	X	X	X
	Establishments with 50 to 99 employees	1	X	X	X
	Establishments with 100 to 249 employees	4	X	X	X
	Establishments with 250 to 499 employees	—	X	X	X
	Establishments with 500 to 999 employees	—	X	X	X

See footnotes at end of table.

Table 5. Establishments, Employees, and Payroll by Industry and Employment Size of Establishments by County: 2004—Con.

[Excludes most government employees, railroad employees, and self-employed persons. Size class 1 to 4 employees includes establishments having payroll, but no employees, during mid-March pay period. For meaning of abbreviations and symbols, see introductory text. For explanation of terms, see Appendix A. For statement on reliability, see the note at the end of the table and Appendix C]

NAICS code	Geography, kind of business, and employment size class	Establishments (number)	Paid employees for pay period including March 12 (number)	First-quarter payroll (\$1,000)	Annual payroll (\$1,000)
31-33	BURLINGTON—Con.				
	Manufacturing—Con.				
326	Plastics and rubber products manufacturing—Con.				
3261	Plastics product manufacturing—Con.				
	All establishments—Con.				
	Establishments with 1,000 employees or more	—	X	X	X
32611	Plastics packaging materials and unlaminated film and sheet manufacturing				
	All establishments	5	264	4 111	13 707
	Establishments with 1 to 4 employees	1	X	X	X
	Establishments with 5 to 9 employees	—	X	X	X
	Establishments with 10 to 19 employees	1	X	X	X
	Establishments with 20 to 49 employees	1	X	X	X
	Establishments with 50 to 99 employees	—	X	X	X
	Establishments with 100 to 249 employees	2	X	X	X
	Establishments with 250 to 499 employees	—	X	X	X
	Establishments with 500 to 999 employees	—	X	X	X
	Establishments with 1,000 employees or more	—	X	X	X
326113	Unlaminated plastics film and sheet (except packaging) manufacturing				
	All establishments	2	c	D	D
	Establishments with 1 to 4 employees	—	X	X	X
	Establishments with 5 to 9 employees	—	X	X	X
	Establishments with 10 to 19 employees	—	X	X	X
	Establishments with 20 to 49 employees	—	X	X	X
	Establishments with 50 to 99 employees	—	X	X	X
	Establishments with 100 to 249 employees	2	X	X	X
	Establishments with 250 to 499 employees	—	X	X	X
	Establishments with 500 to 999 employees	—	X	X	X
	Establishments with 1,000 employees or more	—	X	X	X
32616	Plastics bottle manufacturing				
	All establishments	2	c	D	D
	Establishments with 1 to 4 employees	—	X	X	X
	Establishments with 5 to 9 employees	—	X	X	X
	Establishments with 10 to 19 employees	—	X	X	X
	Establishments with 20 to 49 employees	1	X	X	X
	Establishments with 50 to 99 employees	—	X	X	X
	Establishments with 100 to 249 employees	1	X	X	X
	Establishments with 250 to 499 employees	—	X	X	X
	Establishments with 500 to 999 employees	—	X	X	X
	Establishments with 1,000 employees or more	—	X	X	X
326160	Plastics bottle manufacturing				
	All establishments	2	c	D	D
	Establishments with 1 to 4 employees	—	X	X	X
	Establishments with 5 to 9 employees	—	X	X	X
	Establishments with 10 to 19 employees	—	X	X	X
	Establishments with 20 to 49 employees	1	X	X	X
	Establishments with 50 to 99 employees	—	X	X	X
	Establishments with 100 to 249 employees	1	X	X	X
	Establishments with 250 to 499 employees	—	X	X	X
	Establishments with 500 to 999 employees	—	X	X	X
	Establishments with 1,000 employees or more	—	X	X	X
32619	Other plastics product manufacturing				
	All establishments	10	192	1 847	7 602
	Establishments with 1 to 4 employees	4	X	X	X
	Establishments with 5 to 9 employees	2	X	X	X
	Establishments with 10 to 19 employees	1	X	X	X
	Establishments with 20 to 49 employees	2	X	X	X
	Establishments with 50 to 99 employees	—	X	X	X
	Establishments with 100 to 249 employees	1	X	X	X
	Establishments with 250 to 499 employees	—	X	X	X
	Establishments with 500 to 999 employees	—	X	X	X
	Establishments with 1,000 employees or more	—	X	X	X
326191	Plastics plumbing fixture manufacturing				
	All establishments	1	c	D	D
	Establishments with 1 to 4 employees	—	X	X	X
	Establishments with 5 to 9 employees	—	X	X	X
	Establishments with 10 to 19 employees	—	X	X	X
	Establishments with 20 to 49 employees	—	X	X	X
	Establishments with 50 to 99 employees	—	X	X	X
	Establishments with 100 to 249 employees	1	X	X	X
	Establishments with 250 to 499 employees	—	X	X	X
	Establishments with 500 to 999 employees	—	X	X	X
	Establishments with 1,000 employees or more	—	X	X	X
327	Nonmetallic mineral product manufacturing				
	All establishments	18	746	8 298	34 879
	Establishments with 1 to 4 employees	4	X	X	X
	Establishments with 5 to 9 employees	3	X	X	X
	Establishments with 10 to 19 employees	—	X	X	X
	Establishments with 20 to 49 employees	6	X	X	X
	Establishments with 50 to 99 employees	4	X	X	X
	Establishments with 100 to 249 employees	1	X	X	X

See footnotes at end of table.

Table 5. Establishments, Employees, and Payroll by Industry and Employment Size of Establishments by County: 2004—Con.

[Excludes most government employees, railroad employees, and self-employed persons. Size class 1 to 4 employees includes establishments having payroll, but no employees, during mid-March pay period. For meaning of abbreviations and symbols, see introductory text. For explanation of terms, see Appendix A. For statement on reliability, see the note at the end of the table and Appendix C]

NAICS code	Geography, kind of business, and employment size class	Establishments (number)	Paid employees for pay period including March 12 (number)	First-quarter payroll (\$1,000)	Annual payroll (\$1,000)
	BURLINGTON—Con.				
31-33	Manufacturing—Con.				
327	Nonmetallic mineral product manufacturing—Con.				
	All establishments—Con.				
	Establishments with 250 to 499 employees	—	X	X	X
	Establishments with 500 to 999 employees	—	X	X	X
	Establishments with 1,000 employees or more	—	X	X	X
3272	Glass and glass product manufacturing				
	All establishments	5	388	4 802	18 689
	Establishments with 1 to 4 employees	1	X	X	X
	Establishments with 5 to 9 employees	—	X	X	X
	Establishments with 10 to 19 employees	—	X	X	X
	Establishments with 20 to 49 employees	2	X	X	X
	Establishments with 50 to 99 employees	1	X	X	X
	Establishments with 100 to 249 employees	1	X	X	X
	Establishments with 250 to 499 employees	—	X	X	X
	Establishments with 500 to 999 employees	—	X	X	X
	Establishments with 1,000 employees or more	—	X	X	X
32721	Glass and glass product manufacturing				
	All establishments	5	388	4 802	18 689
	Establishments with 1 to 4 employees	1	X	X	X
	Establishments with 5 to 9 employees	—	X	X	X
	Establishments with 10 to 19 employees	—	X	X	X
	Establishments with 20 to 49 employees	2	X	X	X
	Establishments with 50 to 99 employees	1	X	X	X
	Establishments with 100 to 249 employees	1	X	X	X
	Establishments with 250 to 499 employees	—	X	X	X
	Establishments with 500 to 999 employees	—	X	X	X
	Establishments with 1,000 employees or more	—	X	X	X
327211	Flat glass manufacturing				
	All establishments	1	c	D	D
	Establishments with 1 to 4 employees	—	X	X	X
	Establishments with 5 to 9 employees	—	X	X	X
	Establishments with 10 to 19 employees	—	X	X	X
	Establishments with 20 to 49 employees	—	X	X	X
	Establishments with 50 to 99 employees	—	X	X	X
	Establishments with 100 to 249 employees	1	X	X	X
	Establishments with 250 to 499 employees	—	X	X	X
	Establishments with 500 to 999 employees	—	X	X	X
	Establishments with 1,000 employees or more	—	X	X	X
327215	Glass product manufacturing made of purchased glass				
	All establishments	4	c	D	D
	Establishments with 1 to 4 employees	1	X	X	X
	Establishments with 5 to 9 employees	—	X	X	X
	Establishments with 10 to 19 employees	—	X	X	X
	Establishments with 20 to 49 employees	2	X	X	X
	Establishments with 50 to 99 employees	1	X	X	X
	Establishments with 100 to 249 employees	—	X	X	X
	Establishments with 250 to 499 employees	—	X	X	X
	Establishments with 500 to 999 employees	—	X	X	X
	Establishments with 1,000 employees or more	—	X	X	X
3273	Cement and concrete product manufacturing				
	All establishments	7	190	1 572	8 999
	Establishments with 1 to 4 employees	3	X	X	X
	Establishments with 5 to 9 employees	1	X	X	X
	Establishments with 10 to 19 employees	—	X	X	X
	Establishments with 20 to 49 employees	1	X	X	X
	Establishments with 50 to 99 employees	2	X	X	X
	Establishments with 100 to 249 employees	—	X	X	X
	Establishments with 250 to 499 employees	—	X	X	X
	Establishments with 500 to 999 employees	—	X	X	X
	Establishments with 1,000 employees or more	—	X	X	X
32732	Ready-mix concrete manufacturing				
	All establishments	3	c	D	D
	Establishments with 1 to 4 employees	—	X	X	X
	Establishments with 5 to 9 employees	1	X	X	X
	Establishments with 10 to 19 employees	—	X	X	X
	Establishments with 20 to 49 employees	—	X	X	X
	Establishments with 50 to 99 employees	2	X	X	X
	Establishments with 100 to 249 employees	—	X	X	X
	Establishments with 250 to 499 employees	—	X	X	X
	Establishments with 500 to 999 employees	—	X	X	X
	Establishments with 1,000 employees or more	—	X	X	X
327320	Ready-mix concrete manufacturing				
	All establishments	3	c	D	D
	Establishments with 1 to 4 employees	—	X	X	X
	Establishments with 5 to 9 employees	1	X	X	X
	Establishments with 10 to 19 employees	—	X	X	X
	Establishments with 20 to 49 employees	—	X	X	X
	Establishments with 50 to 99 employees	2	X	X	X
	Establishments with 100 to 249 employees	—	X	X	X
	Establishments with 250 to 499 employees	—	X	X	X

See footnotes at end of table.

Table 5. Establishments, Employees, and Payroll by Industry and Employment Size of Establishments by County: 2004—Con.

[Excludes most government employees, railroad employees, and self-employed persons. Size class 1 to 4 employees includes establishments having payroll, but no employees, during mid-March pay period. For meaning of abbreviations and symbols, see introductory text. For explanation of terms, see Appendix A. For statement on reliability, see the note at the end of the table and Appendix C]

NAICS code	Geography, kind of business, and employment size class	Establishments (number)	Paid employees for pay period including March 12 (number)	First-quarter payroll (\$1,000)	Annual payroll (\$1,000)
	BURLINGTON—Con.				
31-33	Manufacturing—Con.				
327	Nonmetallic mineral product manufacturing—Con.				
3273	Cement and concrete product manufacturing—Con.				
32732	Ready-mix concrete manufacturing—Con.				
327320	Ready-mix concrete manufacturing—Con.				
	All establishments—Con.				
	Establishments with 500 to 999 employees	—	X	X	X
	Establishments with 1,000 employees or more	—	X	X	X
3279	Other nonmetallic mineral product manufacturing				
	All establishments	4	c	D	D
	Establishments with 1 to 4 employees	—	X	X	X
	Establishments with 5 to 9 employees	1	X	X	X
	Establishments with 10 to 19 employees	—	X	X	X
	Establishments with 20 to 49 employees	3	X	X	X
	Establishments with 50 to 99 employees	—	X	X	X
	Establishments with 100 to 249 employees	—	X	X	X
	Establishments with 250 to 499 employees	—	X	X	X
	Establishments with 500 to 999 employees	—	X	X	X
	Establishments with 1,000 employees or more	—	X	X	X
331	Primary metal manufacturing				
	All establishments	6	651	8 246	32 740
	Establishments with 1 to 4 employees	—	X	X	X
	Establishments with 5 to 9 employees	2	X	X	X
	Establishments with 10 to 19 employees	1	X	X	X
	Establishments with 20 to 49 employees	—	X	X	X
	Establishments with 50 to 99 employees	1	X	X	X
	Establishments with 100 to 249 employees	1	X	X	X
	Establishments with 250 to 499 employees	1	X	X	X
	Establishments with 500 to 999 employees	—	X	X	X
	Establishments with 1,000 employees or more	—	X	X	X
3315	Foundries				
	All establishments	3	f	D	D
	Establishments with 1 to 4 employees	—	X	X	X
	Establishments with 5 to 9 employees	—	X	X	X
	Establishments with 10 to 19 employees	1	X	X	X
	Establishments with 20 to 49 employees	—	X	X	X
	Establishments with 50 to 99 employees	—	X	X	X
	Establishments with 100 to 249 employees	1	X	X	X
	Establishments with 250 to 499 employees	1	X	X	X
	Establishments with 500 to 999 employees	—	X	X	X
	Establishments with 1,000 employees or more	—	X	X	X
33151	Ferrous metal foundries				
	All establishments	2	f	D	D
	Establishments with 1 to 4 employees	—	X	X	X
	Establishments with 5 to 9 employees	—	X	X	X
	Establishments with 10 to 19 employees	—	X	X	X
	Establishments with 20 to 49 employees	—	X	X	X
	Establishments with 50 to 99 employees	—	X	X	X
	Establishments with 100 to 249 employees	1	X	X	X
	Establishments with 250 to 499 employees	1	X	X	X
	Establishments with 500 to 999 employees	—	X	X	X
	Establishments with 1,000 employees or more	—	X	X	X
331511	Iron foundries				
	All establishments	2	f	D	D
	Establishments with 1 to 4 employees	—	X	X	X
	Establishments with 5 to 9 employees	—	X	X	X
	Establishments with 10 to 19 employees	—	X	X	X
	Establishments with 20 to 49 employees	—	X	X	X
	Establishments with 50 to 99 employees	—	X	X	X
	Establishments with 100 to 249 employees	1	X	X	X
	Establishments with 250 to 499 employees	1	X	X	X
	Establishments with 500 to 999 employees	—	X	X	X
	Establishments with 1,000 employees or more	—	X	X	X
332	Fabricated metal product manufacturing				
	All establishments	85	1 410	15 083	63 111
	Establishments with 1 to 4 employees	28	X	X	X
	Establishments with 5 to 9 employees	22	X	X	X
	Establishments with 10 to 19 employees	11	X	X	X
	Establishments with 20 to 49 employees	18	X	X	X
	Establishments with 50 to 99 employees	6	X	X	X
	Establishments with 100 to 249 employees	—	X	X	X
	Establishments with 250 to 499 employees	—	X	X	X
	Establishments with 500 to 999 employees	—	X	X	X
	Establishments with 1,000 employees or more	—	X	X	X

See footnotes at end of table.

Table 5. Establishments, Employees, and Payroll by Industry and Employment Size of Establishments by County: 2004—Con.

[Excludes most government employees, railroad employees, and self-employed persons. Size class 1 to 4 employees includes establishments having payroll, but no employees, during mid-March pay period. For meaning of abbreviations and symbols, see introductory text. For explanation of terms, see Appendix A. For statement on reliability, see the note at the end of the table and Appendix C]

NAICS code	Geography, kind of business, and employment size class	Establishments (number)	Paid employees for pay period including March 12 (number)	First-quarter payroll (\$1,000)	Annual payroll (\$1,000)
	BURLINGTON—Con.				
31-33	Manufacturing—Con.				
332	Fabricated metal product manufacturing—Con.				
3321	Forging and stamping				
	All establishments	4	158	1 729	7 876
	Establishments with 1 to 4 employees	—	X	X	X
	Establishments with 5 to 9 employees	—	X	X	X
	Establishments with 10 to 19 employees	1	X	X	X
	Establishments with 20 to 49 employees	2	X	X	X
	Establishments with 50 to 99 employees	1	X	X	X
	Establishments with 100 to 249 employees	—	X	X	X
	Establishments with 250 to 499 employees	—	X	X	X
	Establishments with 500 to 999 employees	—	X	X	X
	Establishments with 1,000 employees or more	—	X	X	X
33211	Forging and stamping				
	All establishments	4	158	1 729	7 876
	Establishments with 1 to 4 employees	—	X	X	X
	Establishments with 5 to 9 employees	—	X	X	X
	Establishments with 10 to 19 employees	1	X	X	X
	Establishments with 20 to 49 employees	2	X	X	X
	Establishments with 50 to 99 employees	1	X	X	X
	Establishments with 100 to 249 employees	—	X	X	X
	Establishments with 250 to 499 employees	—	X	X	X
	Establishments with 500 to 999 employees	—	X	X	X
	Establishments with 1,000 employees or more	—	X	X	X
332116	Metal stamping				
	All establishments	3	c	D	D
	Establishments with 1 to 4 employees	—	X	X	X
	Establishments with 5 to 9 employees	—	X	X	X
	Establishments with 10 to 19 employees	1	X	X	X
	Establishments with 20 to 49 employees	1	X	X	X
	Establishments with 50 to 99 employees	1	X	X	X
	Establishments with 100 to 249 employees	—	X	X	X
	Establishments with 250 to 499 employees	—	X	X	X
	Establishments with 500 to 999 employees	—	X	X	X
	Establishments with 1,000 employees or more	—	X	X	X
3323	Architectural and structural metals manufacturing				
	All establishments	14	335	3 454	13 310
	Establishments with 1 to 4 employees	3	X	X	X
	Establishments with 5 to 9 employees	—	X	X	X
	Establishments with 10 to 19 employees	3	X	X	X
	Establishments with 20 to 49 employees	7	X	X	X
	Establishments with 50 to 99 employees	1	X	X	X
	Establishments with 100 to 249 employees	—	X	X	X
	Establishments with 250 to 499 employees	—	X	X	X
	Establishments with 500 to 999 employees	—	X	X	X
	Establishments with 1,000 employees or more	—	X	X	X
33232	Ornamental and architectural metal products manufacturing				
	All establishments	9	259	2 793	10 823
	Establishments with 1 to 4 employees	2	X	X	X
	Establishments with 5 to 9 employees	—	X	X	X
	Establishments with 10 to 19 employees	1	X	X	X
	Establishments with 20 to 49 employees	5	X	X	X
	Establishments with 50 to 99 employees	1	X	X	X
	Establishments with 100 to 249 employees	—	X	X	X
	Establishments with 250 to 499 employees	—	X	X	X
	Establishments with 500 to 999 employees	—	X	X	X
	Establishments with 1,000 employees or more	—	X	X	X
332322	Sheet metal work manufacturing				
	All establishments	7	c	D	D
	Establishments with 1 to 4 employees	2	X	X	X
	Establishments with 5 to 9 employees	—	X	X	X
	Establishments with 10 to 19 employees	1	X	X	X
	Establishments with 20 to 49 employees	4	X	X	X
	Establishments with 50 to 99 employees	—	X	X	X
	Establishments with 100 to 249 employees	—	X	X	X
	Establishments with 250 to 499 employees	—	X	X	X
	Establishments with 500 to 999 employees	—	X	X	X
	Establishments with 1,000 employees or more	—	X	X	X
3324	Boiler, tank, and shipping container manufacturing				
	All establishments	3	110	1 748	6 610
	Establishments with 1 to 4 employees	—	X	X	X
	Establishments with 5 to 9 employees	1	X	X	X
	Establishments with 10 to 19 employees	1	X	X	X
	Establishments with 20 to 49 employees	—	X	X	X
	Establishments with 50 to 99 employees	1	X	X	X
	Establishments with 100 to 249 employees	—	X	X	X
	Establishments with 250 to 499 employees	—	X	X	X
	Establishments with 500 to 999 employees	—	X	X	X
	Establishments with 1,000 employees or more	—	X	X	X

See footnotes at end of table.

Table 5. Establishments, Employees, and Payroll by Industry and Employment Size of Establishments by County: 2004—Con.

[Excludes most government employees, railroad employees, and self-employed persons. Size class 1 to 4 employees includes establishments having payroll, but no employees, during mid-March pay period. For meaning of abbreviations and symbols, see introductory text. For explanation of terms, see Appendix A. For statement on reliability, see the note at the end of the table and Appendix C]

NAICS code	Geography, kind of business, and employment size class	Establishments (number)	Paid employees for pay period including March 12 (number)	First-quarter payroll (\$1,000)	Annual payroll (\$1,000)
	BURLINGTON—Con.				
31-33	Manufacturing—Con.				
332	Fabricated metal product manufacturing—Con.				
3324	Boiler, tank, and shipping container manufacturing—Con.				
33241	Power boiler and heat exchanger manufacturing				
	All establishments	2	c	D	D
	Establishments with 1 to 4 employees	—	X	X	X
	Establishments with 5 to 9 employees	—	X	X	X
	Establishments with 10 to 19 employees	1	X	X	X
	Establishments with 20 to 49 employees	—	X	X	X
	Establishments with 50 to 99 employees	1	X	X	X
	Establishments with 100 to 249 employees	—	X	X	X
	Establishments with 250 to 499 employees	—	X	X	X
	Establishments with 500 to 999 employees	—	X	X	X
	Establishments with 1,000 employees or more	—	X	X	X
332410	Power boiler and heat exchanger manufacturing				
	All establishments	2	c	D	D
	Establishments with 1 to 4 employees	—	X	X	X
	Establishments with 5 to 9 employees	—	X	X	X
	Establishments with 10 to 19 employees	1	X	X	X
	Establishments with 20 to 49 employees	—	X	X	X
	Establishments with 50 to 99 employees	1	X	X	X
	Establishments with 100 to 249 employees	—	X	X	X
	Establishments with 250 to 499 employees	—	X	X	X
	Establishments with 500 to 999 employees	—	X	X	X
	Establishments with 1,000 employees or more	—	X	X	X
3327	Machine shops; turned product; and screw, nut, and bolt manufacturing				
	All establishments	44	465	4 397	19 423
	Establishments with 1 to 4 employees	21	X	X	X
	Establishments with 5 to 9 employees	12	X	X	X
	Establishments with 10 to 19 employees	3	X	X	X
	Establishments with 20 to 49 employees	7	X	X	X
	Establishments with 50 to 99 employees	1	X	X	X
	Establishments with 100 to 249 employees	—	X	X	X
	Establishments with 250 to 499 employees	—	X	X	X
	Establishments with 500 to 999 employees	—	X	X	X
	Establishments with 1,000 employees or more	—	X	X	X
33271	Machine shops				
	All establishments	40	385	3 646	16 255
	Establishments with 1 to 4 employees	20	X	X	X
	Establishments with 5 to 9 employees	11	X	X	X
	Establishments with 10 to 19 employees	3	X	X	X
	Establishments with 20 to 49 employees	5	X	X	X
	Establishments with 50 to 99 employees	1	X	X	X
	Establishments with 100 to 249 employees	—	X	X	X
	Establishments with 250 to 499 employees	—	X	X	X
	Establishments with 500 to 999 employees	—	X	X	X
	Establishments with 1,000 employees or more	—	X	X	X
332710	Machine shops				
	All establishments	40	385	3 646	16 255
	Establishments with 1 to 4 employees	20	X	X	X
	Establishments with 5 to 9 employees	11	X	X	X
	Establishments with 10 to 19 employees	3	X	X	X
	Establishments with 20 to 49 employees	5	X	X	X
	Establishments with 50 to 99 employees	1	X	X	X
	Establishments with 100 to 249 employees	—	X	X	X
	Establishments with 250 to 499 employees	—	X	X	X
	Establishments with 500 to 999 employees	—	X	X	X
	Establishments with 1,000 employees or more	—	X	X	X
3329	Other fabricated metal product manufacturing				
	All establishments	12	248	2 975	12 455
	Establishments with 1 to 4 employees	2	X	X	X
	Establishments with 5 to 9 employees	6	X	X	X
	Establishments with 10 to 19 employees	1	X	X	X
	Establishments with 20 to 49 employees	1	X	X	X
	Establishments with 50 to 99 employees	2	X	X	X
	Establishments with 100 to 249 employees	—	X	X	X
	Establishments with 250 to 499 employees	—	X	X	X
	Establishments with 500 to 999 employees	—	X	X	X
	Establishments with 1,000 employees or more	—	X	X	X
33299	All other fabricated metal product manufacturing				
	All establishments	8	192	2 275	9 360
	Establishments with 1 to 4 employees	1	X	X	X
	Establishments with 5 to 9 employees	4	X	X	X
	Establishments with 10 to 19 employees	1	X	X	X
	Establishments with 20 to 49 employees	—	X	X	X
	Establishments with 50 to 99 employees	2	X	X	X
	Establishments with 100 to 249 employees	—	X	X	X
	Establishments with 250 to 499 employees	—	X	X	X
	Establishments with 500 to 999 employees	—	X	X	X
	Establishments with 1,000 employees or more	—	X	X	X

See footnotes at end of table.

Table 5. Establishments, Employees, and Payroll by Industry and Employment Size of Establishments by County: 2004—Con.

[Excludes most government employees, railroad employees, and self-employed persons. Size class 1 to 4 employees includes establishments having payroll, but no employees, during mid-March pay period. For meaning of abbreviations and symbols, see introductory text. For explanation of terms, see Appendix A. For statement on reliability, see the note at the end of the table and Appendix C]

NAICS code	Geography, kind of business, and employment size class	Establishments (number)	Paid employees for pay period including March 12 (number)	First-quarter payroll (\$1,000)	Annual payroll (\$1,000)
	BURLINGTON—Con.				
31-33	Manufacturing—Con.				
332	Fabricated metal product manufacturing—Con.				
3329	Other fabricated metal product manufacturing—Con.				
33299	All other fabricated metal product manufacturing—Con.				
332999	All other miscellaneous fabricated metal product manufacturing				
	All establishments	6	c	D	D
	Establishments with 1 to 4 employees	1	X	X	X
	Establishments with 5 to 9 employees	2	X	X	X
	Establishments with 10 to 19 employees	1	X	X	X
	Establishments with 20 to 49 employees	—	X	X	X
	Establishments with 50 to 99 employees	2	X	X	X
	Establishments with 100 to 249 employees	—	X	X	X
	Establishments with 250 to 499 employees	—	X	X	X
	Establishments with 500 to 999 employees	—	X	X	X
	Establishments with 1,000 employees or more	—	X	X	X
333	Machinery manufacturing				
	All establishments	41	1 582	21 099	84 901
	Establishments with 1 to 4 employees	13	X	X	X
	Establishments with 5 to 9 employees	5	X	X	X
	Establishments with 10 to 19 employees	8	X	X	X
	Establishments with 20 to 49 employees	10	X	X	X
	Establishments with 50 to 99 employees	3	X	X	X
	Establishments with 100 to 249 employees	1	X	X	X
	Establishments with 250 to 499 employees	—	X	X	X
	Establishments with 500 to 999 employees	1	X	X	X
	Establishments with 1,000 employees or more	—	X	X	X
3332	Industrial machinery manufacturing				
	All establishments	12	206	2 293	9 612
	Establishments with 1 to 4 employees	5	X	X	X
	Establishments with 5 to 9 employees	1	X	X	X
	Establishments with 10 to 19 employees	2	X	X	X
	Establishments with 20 to 49 employees	3	X	X	X
	Establishments with 50 to 99 employees	1	X	X	X
	Establishments with 100 to 249 employees	—	X	X	X
	Establishments with 250 to 499 employees	—	X	X	X
	Establishments with 500 to 999 employees	—	X	X	X
	Establishments with 1,000 employees or more	—	X	X	X
33329	Other industrial machinery manufacturing				
	All establishments	11	c	D	D
	Establishments with 1 to 4 employees	4	X	X	X
	Establishments with 5 to 9 employees	1	X	X	X
	Establishments with 10 to 19 employees	2	X	X	X
	Establishments with 20 to 49 employees	3	X	X	X
	Establishments with 50 to 99 employees	1	X	X	X
	Establishments with 100 to 249 employees	—	X	X	X
	Establishments with 250 to 499 employees	—	X	X	X
	Establishments with 500 to 999 employees	—	X	X	X
	Establishments with 1,000 employees or more	—	X	X	X
3333	Commercial and service industry machinery manufacturing				
	All establishments	5	802	9 914	42 156
	Establishments with 1 to 4 employees	—	X	X	X
	Establishments with 5 to 9 employees	—	X	X	X
	Establishments with 10 to 19 employees	2	X	X	X
	Establishments with 20 to 49 employees	2	X	X	X
	Establishments with 50 to 99 employees	—	X	X	X
	Establishments with 100 to 249 employees	—	X	X	X
	Establishments with 250 to 499 employees	—	X	X	X
	Establishments with 500 to 999 employees	1	X	X	X
	Establishments with 1,000 employees or more	—	X	X	X
33331	Commercial and service industry machinery manufacturing				
	All establishments	5	802	9 914	42 156
	Establishments with 1 to 4 employees	—	X	X	X
	Establishments with 5 to 9 employees	—	X	X	X
	Establishments with 10 to 19 employees	2	X	X	X
	Establishments with 20 to 49 employees	2	X	X	X
	Establishments with 50 to 99 employees	—	X	X	X
	Establishments with 100 to 249 employees	—	X	X	X
	Establishments with 250 to 499 employees	—	X	X	X
	Establishments with 500 to 999 employees	1	X	X	X
	Establishments with 1,000 employees or more	—	X	X	X
333313	Office machinery manufacturing				
	All establishments	1	f	D	D
	Establishments with 1 to 4 employees	—	X	X	X
	Establishments with 5 to 9 employees	—	X	X	X
	Establishments with 10 to 19 employees	—	X	X	X
	Establishments with 20 to 49 employees	—	X	X	X
	Establishments with 50 to 99 employees	—	X	X	X
	Establishments with 100 to 249 employees	—	X	X	X
	Establishments with 250 to 499 employees	—	X	X	X
	Establishments with 500 to 999 employees	1	X	X	X
	Establishments with 1,000 employees or more	—	X	X	X

See footnotes at end of table.

Table 5. Establishments, Employees, and Payroll by Industry and Employment Size of Establishments by County: 2004—Con.

[Excludes most government employees, railroad employees, and self-employed persons. Size class 1 to 4 employees includes establishments having payroll, but no employees, during mid-March pay period. For meaning of abbreviations and symbols, see introductory text. For explanation of terms, see Appendix A. For statement on reliability, see the note at the end of the table and Appendix C]

NAICS code	Geography, kind of business, and employment size class	Establishments (number)	Paid employees for pay period including March 12 (number)	First-quarter payroll (\$1,000)	Annual payroll (\$1,000)
	BURLINGTON—Con.				
31-33	Manufacturing—Con.				
333	Machinery manufacturing—Con.				
3335	Metalworking machinery manufacturing				
	All establishments	8	101	925	3 999
	Establishments with 1 to 4 employees	4	X	X	X
	Establishments with 5 to 9 employees	1	X	X	X
	Establishments with 10 to 19 employees	2	X	X	X
	Establishments with 20 to 49 employees	—	X	X	X
	Establishments with 50 to 99 employees	1	X	X	X
	Establishments with 100 to 249 employees	—	X	X	X
	Establishments with 250 to 499 employees	—	X	X	X
	Establishments with 500 to 999 employees	—	X	X	X
	Establishments with 1,000 employees or more	—	X	X	X
33351	Metalworking machinery manufacturing				
	All establishments	8	101	925	3 999
	Establishments with 1 to 4 employees	4	X	X	X
	Establishments with 5 to 9 employees	1	X	X	X
	Establishments with 10 to 19 employees	2	X	X	X
	Establishments with 20 to 49 employees	—	X	X	X
	Establishments with 50 to 99 employees	1	X	X	X
	Establishments with 100 to 249 employees	—	X	X	X
	Establishments with 250 to 499 employees	—	X	X	X
	Establishments with 500 to 999 employees	—	X	X	X
	Establishments with 1,000 employees or more	—	X	X	X
3339	Other general purpose machinery manufacturing				
	All establishments	11	423	7 571	27 491
	Establishments with 1 to 4 employees	1	X	X	X
	Establishments with 5 to 9 employees	3	X	X	X
	Establishments with 10 to 19 employees	1	X	X	X
	Establishments with 20 to 49 employees	4	X	X	X
	Establishments with 50 to 99 employees	1	X	X	X
	Establishments with 100 to 249 employees	1	X	X	X
	Establishments with 250 to 499 employees	—	X	X	X
	Establishments with 500 to 999 employees	—	X	X	X
	Establishments with 1,000 employees or more	—	X	X	X
33399	All other general purpose machinery manufacturing				
	All establishments	9	e	D	D
	Establishments with 1 to 4 employees	—	X	X	X
	Establishments with 5 to 9 employees	2	X	X	X
	Establishments with 10 to 19 employees	1	X	X	X
	Establishments with 20 to 49 employees	4	X	X	X
	Establishments with 50 to 99 employees	1	X	X	X
	Establishments with 100 to 249 employees	1	X	X	X
	Establishments with 250 to 499 employees	—	X	X	X
	Establishments with 500 to 999 employees	—	X	X	X
	Establishments with 1,000 employees or more	—	X	X	X
333994	Industrial process furnace and oven manufacturing				
	All establishments	3	e	D	D
	Establishments with 1 to 4 employees	—	X	X	X
	Establishments with 5 to 9 employees	—	X	X	X
	Establishments with 10 to 19 employees	—	X	X	X
	Establishments with 20 to 49 employees	1	X	X	X
	Establishments with 50 to 99 employees	1	X	X	X
	Establishments with 100 to 249 employees	1	X	X	X
	Establishments with 250 to 499 employees	—	X	X	X
	Establishments with 500 to 999 employees	—	X	X	X
	Establishments with 1,000 employees or more	—	X	X	X
334	Computer and electronic product manufacturing				
	All establishments	31	4 850	68 344	301 138
	Establishments with 1 to 4 employees	4	X	X	X
	Establishments with 5 to 9 employees	5	X	X	X
	Establishments with 10 to 19 employees	7	X	X	X
	Establishments with 20 to 49 employees	6	X	X	X
	Establishments with 50 to 99 employees	5	X	X	X
	Establishments with 100 to 249 employees	3	X	X	X
	Establishments with 250 to 499 employees	—	X	X	X
	Establishments with 500 to 999 employees	—	X	X	X
	Establishments with 1,000 employees or more	1	X	X	X
3341	Computer and peripheral equipment manufacturing				
	All establishments	4	e	D	D
	Establishments with 1 to 4 employees	—	X	X	X
	Establishments with 5 to 9 employees	—	X	X	X
	Establishments with 10 to 19 employees	1	X	X	X
	Establishments with 20 to 49 employees	2	X	X	X
	Establishments with 50 to 99 employees	—	X	X	X
	Establishments with 100 to 249 employees	1	X	X	X
	Establishments with 250 to 499 employees	—	X	X	X
	Establishments with 500 to 999 employees	—	X	X	X
	Establishments with 1,000 employees or more	—	X	X	X

See footnotes at end of table.

Table 5. Establishments, Employees, and Payroll by Industry and Employment Size of Establishments by County: 2004—Con.

[Excludes most government employees, railroad employees, and self-employed persons. Size class 1 to 4 employees includes establishments having payroll, but no employees, during mid-March pay period. For meaning of abbreviations and symbols, see introductory text. For explanation of terms, see Appendix A. For statement on reliability, see the note at the end of the table and Appendix C]

NAICS code	Geography, kind of business, and employment size class	Establishments (number)	Paid employees for pay period including March 12 (number)	First-quarter payroll (\$1,000)	Annual payroll (\$1,000)
	BURLINGTON—Con.				
31-33	Manufacturing—Con.				
334	Computer and electronic product manufacturing—Con.				
3341	Computer and peripheral equipment manufacturing—Con.				
33411	Computer and peripheral equipment manufacturing				
	All establishments	4	e	D	D
	Establishments with 1 to 4 employees	—	X	X	X
	Establishments with 5 to 9 employees	—	X	X	X
	Establishments with 10 to 19 employees	1	X	X	X
	Establishments with 20 to 49 employees	2	X	X	X
	Establishments with 50 to 99 employees	—	X	X	X
	Establishments with 100 to 249 employees	1	X	X	X
	Establishments with 250 to 499 employees	—	X	X	X
	Establishments with 500 to 999 employees	—	X	X	X
	Establishments with 1,000 employees or more	—	X	X	X
334112	Computer storage device manufacturing				
	All establishments	1	c	D	D
	Establishments with 1 to 4 employees	—	X	X	X
	Establishments with 5 to 9 employees	—	X	X	X
	Establishments with 10 to 19 employees	—	X	X	X
	Establishments with 20 to 49 employees	—	X	X	X
	Establishments with 50 to 99 employees	—	X	X	X
	Establishments with 100 to 249 employees	1	X	X	X
	Establishments with 250 to 499 employees	—	X	X	X
	Establishments with 500 to 999 employees	—	X	X	X
	Establishments with 1,000 employees or more	—	X	X	X
3342	Communications equipment manufacturing				
	All establishments	5	e	D	D
	Establishments with 1 to 4 employees	2	X	X	X
	Establishments with 5 to 9 employees	—	X	X	X
	Establishments with 10 to 19 employees	—	X	X	X
	Establishments with 20 to 49 employees	—	X	X	X
	Establishments with 50 to 99 employees	2	X	X	X
	Establishments with 100 to 249 employees	1	X	X	X
	Establishments with 250 to 499 employees	—	X	X	X
	Establishments with 500 to 999 employees	—	X	X	X
	Establishments with 1,000 employees or more	—	X	X	X
33421	Telephone apparatus manufacturing				
	All establishments	3	c	D	D
	Establishments with 1 to 4 employees	1	X	X	X
	Establishments with 5 to 9 employees	—	X	X	X
	Establishments with 10 to 19 employees	—	X	X	X
	Establishments with 20 to 49 employees	—	X	X	X
	Establishments with 50 to 99 employees	1	X	X	X
	Establishments with 100 to 249 employees	1	X	X	X
	Establishments with 250 to 499 employees	—	X	X	X
	Establishments with 500 to 999 employees	—	X	X	X
	Establishments with 1,000 employees or more	—	X	X	X
334210	Telephone apparatus manufacturing				
	All establishments	3	c	D	D
	Establishments with 1 to 4 employees	1	X	X	X
	Establishments with 5 to 9 employees	—	X	X	X
	Establishments with 10 to 19 employees	—	X	X	X
	Establishments with 20 to 49 employees	—	X	X	X
	Establishments with 50 to 99 employees	1	X	X	X
	Establishments with 100 to 249 employees	1	X	X	X
	Establishments with 250 to 499 employees	—	X	X	X
	Establishments with 500 to 999 employees	—	X	X	X
	Establishments with 1,000 employees or more	—	X	X	X
3344	Semiconductor and other electronic component manufacturing				
	All establishments	14	483	4 983	22 255
	Establishments with 1 to 4 employees	2	X	X	X
	Establishments with 5 to 9 employees	3	X	X	X
	Establishments with 10 to 19 employees	3	X	X	X
	Establishments with 20 to 49 employees	3	X	X	X
	Establishments with 50 to 99 employees	2	X	X	X
	Establishments with 100 to 249 employees	1	X	X	X
	Establishments with 250 to 499 employees	—	X	X	X
	Establishments with 500 to 999 employees	—	X	X	X
	Establishments with 1,000 employees or more	—	X	X	X
33441	Semiconductor and other electronic component manufacturing				
	All establishments	14	483	4 983	22 255
	Establishments with 1 to 4 employees	2	X	X	X
	Establishments with 5 to 9 employees	3	X	X	X
	Establishments with 10 to 19 employees	3	X	X	X
	Establishments with 20 to 49 employees	3	X	X	X
	Establishments with 50 to 99 employees	2	X	X	X
	Establishments with 100 to 249 employees	1	X	X	X
	Establishments with 250 to 499 employees	—	X	X	X
	Establishments with 500 to 999 employees	—	X	X	X
	Establishments with 1,000 employees or more	—	X	X	X

See footnotes at end of table.

Table 5. Establishments, Employees, and Payroll by Industry and Employment Size of Establishments by County: 2004—Con.

[Excludes most government employees, railroad employees, and self-employed persons. Size class 1 to 4 employees includes establishments having payroll, but no employees, during mid-March pay period. For meaning of abbreviations and symbols, see introductory text. For explanation of terms, see Appendix A. For statement on reliability, see the note at the end of the table and Appendix C]

NAICS code	Geography, kind of business, and employment size class	Establishments (number)	Paid employees for pay period including March 12 (number)	First-quarter payroll (\$1,000)	Annual payroll (\$1,000)
	BURLINGTON—Con.				
31-33	Manufacturing—Con.				
334	Computer and electronic product manufacturing—Con.				
3344	Semiconductor and other electronic component manufacturing—Con.				
33441	Semiconductor and other electronic component manufacturing—Con.				
334416	Electronic coil, transformer, and other inductor manufacturing				
	All establishments	3	c	D	D
	Establishments with 1 to 4 employees	1	X	X	X
	Establishments with 5 to 9 employees	1	X	X	X
	Establishments with 10 to 19 employees	—	X	X	X
	Establishments with 20 to 49 employees	—	X	X	X
	Establishments with 50 to 99 employees	—	X	X	X
	Establishments with 100 to 249 employees	1	X	X	X
	Establishments with 250 to 499 employees	—	X	X	X
	Establishments with 500 to 999 employees	—	X	X	X
	Establishments with 1,000 employees or more	—	X	X	X
334418	Printed circuit assembly (electronic assembly) manufacturing				
	All establishments	5	206	1 860	7 543
	Establishments with 1 to 4 employees	—	X	X	X
	Establishments with 5 to 9 employees	—	X	X	X
	Establishments with 10 to 19 employees	2	X	X	X
	Establishments with 20 to 49 employees	1	X	X	X
	Establishments with 50 to 99 employees	2	X	X	X
	Establishments with 100 to 249 employees	—	X	X	X
	Establishments with 250 to 499 employees	—	X	X	X
	Establishments with 500 to 999 employees	—	X	X	X
	Establishments with 1,000 employees or more	—	X	X	X
3345	Navigational, measuring, electromedical, and control instruments manufacturing				
	All establishments	6	h	D	D
	Establishments with 1 to 4 employees	—	X	X	X
	Establishments with 5 to 9 employees	1	X	X	X
	Establishments with 10 to 19 employees	2	X	X	X
	Establishments with 20 to 49 employees	1	X	X	X
	Establishments with 50 to 99 employees	1	X	X	X
	Establishments with 100 to 249 employees	—	X	X	X
	Establishments with 250 to 499 employees	—	X	X	X
	Establishments with 500 to 999 employees	—	X	X	X
	Establishments with 1,000 employees or more	1	X	X	X
33451	Navigational, measuring, electromedical, and control instruments manufacturing				
	All establishments	6	h	D	D
	Establishments with 1 to 4 employees	—	X	X	X
	Establishments with 5 to 9 employees	1	X	X	X
	Establishments with 10 to 19 employees	2	X	X	X
	Establishments with 20 to 49 employees	1	X	X	X
	Establishments with 50 to 99 employees	1	X	X	X
	Establishments with 100 to 249 employees	—	X	X	X
	Establishments with 250 to 499 employees	—	X	X	X
	Establishments with 500 to 999 employees	—	X	X	X
	Establishments with 1,000 employees or more	1	X	X	X
334511	Search, detection, navigation, guidance, aeronautical, and nautical system and instrument manufacturing				
	All establishments	2	h	D	D
	Establishments with 1 to 4 employees	—	X	X	X
	Establishments with 5 to 9 employees	—	X	X	X
	Establishments with 10 to 19 employees	—	X	X	X
	Establishments with 20 to 49 employees	1	X	X	X
	Establishments with 50 to 99 employees	—	X	X	X
	Establishments with 100 to 249 employees	—	X	X	X
	Establishments with 250 to 499 employees	—	X	X	X
	Establishments with 500 to 999 employees	—	X	X	X
	Establishments with 1,000 employees or more	1	X	X	X
335	Electrical equipment, appliance, and component manufacturing				
	All establishments	9	418	3 254	12 943
	Establishments with 1 to 4 employees	2	X	X	X
	Establishments with 5 to 9 employees	1	X	X	X
	Establishments with 10 to 19 employees	2	X	X	X
	Establishments with 20 to 49 employees	2	X	X	X
	Establishments with 50 to 99 employees	—	X	X	X
	Establishments with 100 to 249 employees	2	X	X	X
	Establishments with 250 to 499 employees	—	X	X	X
	Establishments with 500 to 999 employees	—	X	X	X
	Establishments with 1,000 employees or more	—	X	X	X

See footnotes at end of table.

Table 5. Establishments, Employees, and Payroll by Industry and Employment Size of Establishments by County: 2004—Con.

[Excludes most government employees, railroad employees, and self-employed persons. Size class 1 to 4 employees includes establishments having payroll, but no employees, during mid-March pay period. For meaning of abbreviations and symbols, see introductory text. For explanation of terms, see Appendix A. For statement on reliability, see the note at the end of the table and Appendix C]

NAICS code	Geography, kind of business, and employment size class	Establishments (number)	Paid employees for pay period including March 12 (number)	First-quarter payroll (\$1,000)	Annual payroll (\$1,000)
	BURLINGTON—Con.				
31-33	Manufacturing—Con.				
335	Electrical equipment, appliance, and component manufacturing—Con.				
3351	Electric lighting equipment manufacturing				
	All establishments	3	357	2 800	10 411
	Establishments with 1 to 4 employees	—	X	X	X
	Establishments with 5 to 9 employees	—	X	X	X
	Establishments with 10 to 19 employees	—	X	X	X
	Establishments with 20 to 49 employees	1	X	X	X
	Establishments with 50 to 99 employees	—	X	X	X
	Establishments with 100 to 249 employees	2	X	X	X
	Establishments with 250 to 499 employees	—	X	X	X
	Establishments with 500 to 999 employees	—	X	X	X
	Establishments with 1,000 employees or more	—	X	X	X
33512	Lighting fixture manufacturing				
	All establishments	3	357	2 800	10 411
	Establishments with 1 to 4 employees	—	X	X	X
	Establishments with 5 to 9 employees	—	X	X	X
	Establishments with 10 to 19 employees	—	X	X	X
	Establishments with 20 to 49 employees	1	X	X	X
	Establishments with 50 to 99 employees	—	X	X	X
	Establishments with 100 to 249 employees	2	X	X	X
	Establishments with 250 to 499 employees	—	X	X	X
	Establishments with 500 to 999 employees	—	X	X	X
	Establishments with 1,000 employees or more	—	X	X	X
335121	Residential electric lighting fixture manufacturing				
	All establishments	1	c	D	D
	Establishments with 1 to 4 employees	—	X	X	X
	Establishments with 5 to 9 employees	—	X	X	X
	Establishments with 10 to 19 employees	—	X	X	X
	Establishments with 20 to 49 employees	—	X	X	X
	Establishments with 50 to 99 employees	—	X	X	X
	Establishments with 100 to 249 employees	1	X	X	X
	Establishments with 250 to 499 employees	—	X	X	X
	Establishments with 500 to 999 employees	—	X	X	X
	Establishments with 1,000 employees or more	—	X	X	X
335129	Other lighting equipment manufacturing				
	All establishments	2	c	D	D
	Establishments with 1 to 4 employees	—	X	X	X
	Establishments with 5 to 9 employees	—	X	X	X
	Establishments with 10 to 19 employees	—	X	X	X
	Establishments with 20 to 49 employees	1	X	X	X
	Establishments with 50 to 99 employees	—	X	X	X
	Establishments with 100 to 249 employees	1	X	X	X
	Establishments with 250 to 499 employees	—	X	X	X
	Establishments with 500 to 999 employees	—	X	X	X
	Establishments with 1,000 employees or more	—	X	X	X
336	Transportation equipment manufacturing				
	All establishments	12	1 230	10 483	48 676
	Establishments with 1 to 4 employees	5	X	X	X
	Establishments with 5 to 9 employees	—	X	X	X
	Establishments with 10 to 19 employees	3	X	X	X
	Establishments with 20 to 49 employees	2	X	X	X
	Establishments with 50 to 99 employees	1	X	X	X
	Establishments with 100 to 249 employees	—	X	X	X
	Establishments with 250 to 499 employees	—	X	X	X
	Establishments with 500 to 999 employees	—	X	X	X
	Establishments with 1,000 employees or more	1	X	X	X
3366	Ship and boat building				
	All establishments	6	g	D	D
	Establishments with 1 to 4 employees	4	X	X	X
	Establishments with 5 to 9 employees	—	X	X	X
	Establishments with 10 to 19 employees	—	X	X	X
	Establishments with 20 to 49 employees	1	X	X	X
	Establishments with 50 to 99 employees	—	X	X	X
	Establishments with 100 to 249 employees	—	X	X	X
	Establishments with 250 to 499 employees	—	X	X	X
	Establishments with 500 to 999 employees	—	X	X	X
	Establishments with 1,000 employees or more	1	X	X	X
33661	Ship and boat building				
	All establishments	6	g	D	D
	Establishments with 1 to 4 employees	4	X	X	X
	Establishments with 5 to 9 employees	—	X	X	X
	Establishments with 10 to 19 employees	—	X	X	X
	Establishments with 20 to 49 employees	1	X	X	X
	Establishments with 50 to 99 employees	—	X	X	X
	Establishments with 100 to 249 employees	—	X	X	X
	Establishments with 250 to 499 employees	—	X	X	X
	Establishments with 500 to 999 employees	—	X	X	X
	Establishments with 1,000 employees or more	1	X	X	X

See footnotes at end of table.

Table 5. Establishments, Employees, and Payroll by Industry and Employment Size of Establishments by County: 2004—Con.

[Excludes most government employees, railroad employees, and self-employed persons. Size class 1 to 4 employees includes establishments having payroll, but no employees, during mid-March pay period. For meaning of abbreviations and symbols, see introductory text. For explanation of terms, see Appendix A. For statement on reliability, see the note at the end of the table and Appendix C]

NAICS code	Geography, kind of business, and employment size class	Establishments (number)	Paid employees for pay period including March 12 (number)	First-quarter payroll (\$1,000)	Annual payroll (\$1,000)
	BURLINGTON—Con.				
31-33	Manufacturing—Con.				
336	Transportation equipment manufacturing—Con.				
3366	Ship and boat building—Con.				
33661	Ship and boat building—Con.				
336611	Ship building and repairing				
	All establishments	2	g	D	D
	Establishments with 1 to 4 employees	1	X	X	X
	Establishments with 5 to 9 employees	—	X	X	X
	Establishments with 10 to 19 employees	—	X	X	X
	Establishments with 20 to 49 employees	—	X	X	X
	Establishments with 50 to 99 employees	—	X	X	X
	Establishments with 100 to 249 employees	—	X	X	X
	Establishments with 250 to 499 employees	—	X	X	X
	Establishments with 500 to 999 employees	—	X	X	X
	Establishments with 1,000 employees or more	1	X	X	X
337	Furniture and related product manufacturing				
	All establishments	19	521	5 264	22 410
	Establishments with 1 to 4 employees	7	X	X	X
	Establishments with 5 to 9 employees	2	X	X	X
	Establishments with 10 to 19 employees	6	X	X	X
	Establishments with 20 to 49 employees	1	X	X	X
	Establishments with 50 to 99 employees	1	X	X	X
	Establishments with 100 to 249 employees	2	X	X	X
	Establishments with 250 to 499 employees	—	X	X	X
	Establishments with 500 to 999 employees	—	X	X	X
	Establishments with 1,000 employees or more	—	X	X	X
3371	Household and institutional furniture and kitchen cabinet manufacturing				
	All establishments	13	261	3 115	12 485
	Establishments with 1 to 4 employees	5	X	X	X
	Establishments with 5 to 9 employees	2	X	X	X
	Establishments with 10 to 19 employees	5	X	X	X
	Establishments with 20 to 49 employees	—	X	X	X
	Establishments with 50 to 99 employees	—	X	X	X
	Establishments with 100 to 249 employees	1	X	X	X
	Establishments with 250 to 499 employees	—	X	X	X
	Establishments with 500 to 999 employees	—	X	X	X
	Establishments with 1,000 employees or more	—	X	X	X
33711	Wood kitchen cabinet and countertop manufacturing				
	All establishments	7	230	2 785	11 001
	Establishments with 1 to 4 employees	2	X	X	X
	Establishments with 5 to 9 employees	—	X	X	X
	Establishments with 10 to 19 employees	4	X	X	X
	Establishments with 20 to 49 employees	—	X	X	X
	Establishments with 50 to 99 employees	—	X	X	X
	Establishments with 100 to 249 employees	1	X	X	X
	Establishments with 250 to 499 employees	—	X	X	X
	Establishments with 500 to 999 employees	—	X	X	X
	Establishments with 1,000 employees or more	—	X	X	X
337110	Wood kitchen cabinet and countertop manufacturing				
	All establishments	7	230	2 785	11 001
	Establishments with 1 to 4 employees	2	X	X	X
	Establishments with 5 to 9 employees	—	X	X	X
	Establishments with 10 to 19 employees	4	X	X	X
	Establishments with 20 to 49 employees	—	X	X	X
	Establishments with 50 to 99 employees	—	X	X	X
	Establishments with 100 to 249 employees	1	X	X	X
	Establishments with 250 to 499 employees	—	X	X	X
	Establishments with 500 to 999 employees	—	X	X	X
	Establishments with 1,000 employees or more	—	X	X	X
3372	Office furniture (including fixtures) manufacturing				
	All establishments	6	260	2 149	9 925
	Establishments with 1 to 4 employees	2	X	X	X
	Establishments with 5 to 9 employees	—	X	X	X
	Establishments with 10 to 19 employees	1	X	X	X
	Establishments with 20 to 49 employees	1	X	X	X
	Establishments with 50 to 99 employees	1	X	X	X
	Establishments with 100 to 249 employees	1	X	X	X
	Establishments with 250 to 499 employees	—	X	X	X
	Establishments with 500 to 999 employees	—	X	X	X
	Establishments with 1,000 employees or more	—	X	X	X
33721	Office furniture (including fixtures) manufacturing				
	All establishments	6	260	2 149	9 925
	Establishments with 1 to 4 employees	2	X	X	X
	Establishments with 5 to 9 employees	—	X	X	X
	Establishments with 10 to 19 employees	1	X	X	X
	Establishments with 20 to 49 employees	1	X	X	X
	Establishments with 50 to 99 employees	1	X	X	X
	Establishments with 100 to 249 employees	1	X	X	X
	Establishments with 250 to 499 employees	—	X	X	X
	Establishments with 500 to 999 employees	—	X	X	X
	Establishments with 1,000 employees or more	—	X	X	X

See footnotes at end of table.

Table 5. Establishments, Employees, and Payroll by Industry and Employment Size of Establishments by County: 2004—Con.

[Excludes most government employees, railroad employees, and self-employed persons. Size class 1 to 4 employees includes establishments having payroll, but no employees, during mid-March pay period. For meaning of abbreviations and symbols, see introductory text. For explanation of terms, see Appendix A. For statement on reliability, see the note at the end of the table and Appendix C]

NAICS code	Geography, kind of business, and employment size class	Establishments (number)	Paid employees for pay period including March 12 (number)	First-quarter payroll (\$1,000)	Annual payroll (\$1,000)
	BURLINGTON—Con.				
31-33	Manufacturing—Con.				
337	Furniture and related product manufacturing—Con.				
3372	Office furniture (including fixtures) manufacturing—Con.				
33721	Office furniture (including fixtures) manufacturing—Con.				
	All establishments—Con.				
	Establishments with 1,000 employees or more	—	X	X	X
337212	Custom architectural woodwork and millwork manufacturing				
	All establishments	4	c	D	D
	Establishments with 1 to 4 employees	1	X	X	X
	Establishments with 5 to 9 employees	—	X	X	X
	Establishments with 10 to 19 employees	1	X	X	X
	Establishments with 20 to 49 employees	1	X	X	X
	Establishments with 50 to 99 employees	1	X	X	X
	Establishments with 100 to 249 employees	—	X	X	X
	Establishments with 250 to 499 employees	—	X	X	X
	Establishments with 500 to 999 employees	—	X	X	X
	Establishments with 1,000 employees or more	—	X	X	X
337214	Office furniture (except wood) manufacturing				
	All establishments	1	c	D	D
	Establishments with 1 to 4 employees	—	X	X	X
	Establishments with 5 to 9 employees	—	X	X	X
	Establishments with 10 to 19 employees	—	X	X	X
	Establishments with 20 to 49 employees	—	X	X	X
	Establishments with 50 to 99 employees	—	X	X	X
	Establishments with 100 to 249 employees	1	X	X	X
	Establishments with 250 to 499 employees	—	X	X	X
	Establishments with 500 to 999 employees	—	X	X	X
	Establishments with 1,000 employees or more	—	X	X	X
339	Miscellaneous manufacturing				
	All establishments	39	1 055	11 313	50 297
	Establishments with 1 to 4 employees	12	X	X	X
	Establishments with 5 to 9 employees	9	X	X	X
	Establishments with 10 to 19 employees	6	X	X	X
	Establishments with 20 to 49 employees	7	X	X	X
	Establishments with 50 to 99 employees	2	X	X	X
	Establishments with 100 to 249 employees	3	X	X	X
	Establishments with 250 to 499 employees	—	X	X	X
	Establishments with 500 to 999 employees	—	X	X	X
	Establishments with 1,000 employees or more	—	X	X	X
3391	Medical equipment and supplies manufacturing				
	All establishments	14	337	3 170	13 674
	Establishments with 1 to 4 employees	5	X	X	X
	Establishments with 5 to 9 employees	4	X	X	X
	Establishments with 10 to 19 employees	1	X	X	X
	Establishments with 20 to 49 employees	3	X	X	X
	Establishments with 50 to 99 employees	—	X	X	X
	Establishments with 100 to 249 employees	1	X	X	X
	Establishments with 250 to 499 employees	—	X	X	X
	Establishments with 500 to 999 employees	—	X	X	X
	Establishments with 1,000 employees or more	—	X	X	X
33911	Medical equipment and supplies manufacturing				
	All establishments	14	337	3 170	13 674
	Establishments with 1 to 4 employees	5	X	X	X
	Establishments with 5 to 9 employees	4	X	X	X
	Establishments with 10 to 19 employees	1	X	X	X
	Establishments with 20 to 49 employees	3	X	X	X
	Establishments with 50 to 99 employees	—	X	X	X
	Establishments with 100 to 249 employees	1	X	X	X
	Establishments with 250 to 499 employees	—	X	X	X
	Establishments with 500 to 999 employees	—	X	X	X
	Establishments with 1,000 employees or more	—	X	X	X
339112	Surgical and medical instrument manufacturing				
	All establishments	4	c	D	D
	Establishments with 1 to 4 employees	1	X	X	X
	Establishments with 5 to 9 employees	1	X	X	X
	Establishments with 10 to 19 employees	—	X	X	X
	Establishments with 20 to 49 employees	1	X	X	X
	Establishments with 50 to 99 employees	—	X	X	X
	Establishments with 100 to 249 employees	1	X	X	X
	Establishments with 250 to 499 employees	—	X	X	X
	Establishments with 500 to 999 employees	—	X	X	X
	Establishments with 1,000 employees or more	—	X	X	X
3399	Other miscellaneous manufacturing				

See footnotes at end of table.

Table 5. Establishments, Employees, and Payroll by Industry and Employment Size of Establishments by County: 2004—Con.

[Excludes most government employees, railroad employees, and self-employed persons. Size class 1 to 4 employees includes establishments having payroll, but no employees, during mid-March pay period. For meaning of abbreviations and symbols, see introductory text. For explanation of terms, see Appendix A. For statement on reliability, see the note at the end of the table and Appendix C]

NAICS code	Geography, kind of business, and employment size class	Establishments (number)	Paid employees for pay period including March 12 (number)	First-quarter payroll (\$1,000)	Annual payroll (\$1,000)
	BURLINGTON—Con.				
31-33	Manufacturing—Con.				
339	Miscellaneous manufacturing—Con.				
3399	Other miscellaneous manufacturing—Con.				
	All establishments	25	718	8 143	36 623
	Establishments with 1 to 4 employees	7	X	X	X
	Establishments with 5 to 9 employees	5	X	X	X
	Establishments with 10 to 19 employees	5	X	X	X
	Establishments with 20 to 49 employees	4	X	X	X
	Establishments with 50 to 99 employees	2	X	X	X
	Establishments with 100 to 249 employees	2	X	X	X
	Establishments with 250 to 499 employees	—	X	X	X
	Establishments with 500 to 999 employees	—	X	X	X
	Establishments with 1,000 employees or more	—	X	X	X
33995	Sign manufacturing				
	All establishments	14	567	6 846	30 583
	Establishments with 1 to 4 employees	4	X	X	X
	Establishments with 5 to 9 employees	4	X	X	X
	Establishments with 10 to 19 employees	1	X	X	X
	Establishments with 20 to 49 employees	1	X	X	X
	Establishments with 50 to 99 employees	2	X	X	X
	Establishments with 100 to 249 employees	2	X	X	X
	Establishments with 250 to 499 employees	—	X	X	X
	Establishments with 500 to 999 employees	—	X	X	X
	Establishments with 1,000 employees or more	—	X	X	X
339950	Sign manufacturing				
	All establishments	14	567	6 846	30 583
	Establishments with 1 to 4 employees	4	X	X	X
	Establishments with 5 to 9 employees	4	X	X	X
	Establishments with 10 to 19 employees	1	X	X	X
	Establishments with 20 to 49 employees	1	X	X	X
	Establishments with 50 to 99 employees	2	X	X	X
	Establishments with 100 to 249 employees	2	X	X	X
	Establishments with 250 to 499 employees	—	X	X	X
	Establishments with 500 to 999 employees	—	X	X	X
	Establishments with 1,000 employees or more	—	X	X	X
42	Wholesale trade				
	All establishments	699	13 837	172 854	728 430
	Establishments with 1 to 4 employees	360	X	X	X
	Establishments with 5 to 9 employees	111	X	X	X
	Establishments with 10 to 19 employees	90	X	X	X
	Establishments with 20 to 49 employees	80	X	X	X
	Establishments with 50 to 99 employees	33	X	X	X
	Establishments with 100 to 249 employees	20	X	X	X
	Establishments with 250 to 499 employees	2	X	X	X
	Establishments with 500 to 999 employees	3	X	X	X
	Establishments with 1,000 employees or more	—	X	X	X
423	Durable goods merchant wholesalers				
	All establishments	421	8 192	112 498	470 308
	Establishments with 1 to 4 employees	201	X	X	X
	Establishments with 5 to 9 employees	75	X	X	X
	Establishments with 10 to 19 employees	58	X	X	X
	Establishments with 20 to 49 employees	50	X	X	X
	Establishments with 50 to 99 employees	22	X	X	X
	Establishments with 100 to 249 employees	12	X	X	X
	Establishments with 250 to 499 employees	2	X	X	X
	Establishments with 500 to 999 employees	1	X	X	X
	Establishments with 1,000 employees or more	—	X	X	X
4231	Motor vehicle and motor vehicle parts and supplies merchant wholesalers				
	All establishments	56	1 298	13 079	53 354
	Establishments with 1 to 4 employees	15	X	X	X
	Establishments with 5 to 9 employees	9	X	X	X
	Establishments with 10 to 19 employees	12	X	X	X
	Establishments with 20 to 49 employees	10	X	X	X
	Establishments with 50 to 99 employees	8	X	X	X
	Establishments with 100 to 249 employees	2	X	X	X
	Establishments with 250 to 499 employees	—	X	X	X
	Establishments with 500 to 999 employees	—	X	X	X
	Establishments with 1,000 employees or more	—	X	X	X
42311	Automobile and other motor vehicle merchant wholesalers				
	All establishments	21	539	6 891	27 575
	Establishments with 1 to 4 employees	3	X	X	X
	Establishments with 5 to 9 employees	6	X	X	X
	Establishments with 10 to 19 employees	3	X	X	X
	Establishments with 20 to 49 employees	4	X	X	X
	Establishments with 50 to 99 employees	5	X	X	X
	Establishments with 100 to 249 employees	—	X	X	X
	Establishments with 250 to 499 employees	—	X	X	X
	Establishments with 500 to 999 employees	—	X	X	X
	Establishments with 1,000 employees or more	—	X	X	X

See footnotes at end of table.

Table 5. Establishments, Employees, and Payroll by Industry and Employment Size of Establishments by County: 2004—Con.

[Excludes most government employees, railroad employees, and self-employed persons. Size class 1 to 4 employees includes establishments having payroll, but no employees, during mid-March pay period. For meaning of abbreviations and symbols, see introductory text. For explanation of terms, see Appendix A. For statement on reliability, see the note at the end of the table and Appendix C]

NAICS code	Geography, kind of business, and employment size class	Establishments (number)	Paid employees for pay period including March 12 (number)	First-quarter payroll (\$1,000)	Annual payroll (\$1,000)
42	BURLINGTON—Con.				
	Wholesale trade—Con.				
423	Durable goods merchant wholesalers—Con.				
4231	Motor vehicle and motor vehicle parts and supplies merchant wholesalers—Con.				
42311	Automobile and other motor vehicle merchant wholesalers—Con.				
423110	Automobile and other motor vehicle merchant wholesalers				
	All establishments	21	539	6 891	27 575
	Establishments with 1 to 4 employees	3	X	X	X
	Establishments with 5 to 9 employees	6	X	X	X
	Establishments with 10 to 19 employees	3	X	X	X
	Establishments with 20 to 49 employees	4	X	X	X
	Establishments with 50 to 99 employees	5	X	X	X
	Establishments with 100 to 249 employees	—	X	X	X
	Establishments with 250 to 499 employees	—	X	X	X
	Establishments with 500 to 999 employees	—	X	X	X
	Establishments with 1,000 employees or more	—	X	X	X
42312	Motor vehicle supplies and new parts merchant wholesalers				
	All establishments	28	698	5 661	23 680
	Establishments with 1 to 4 employees	9	X	X	X
	Establishments with 5 to 9 employees	2	X	X	X
	Establishments with 10 to 19 employees	7	X	X	X
	Establishments with 20 to 49 employees	5	X	X	X
	Establishments with 50 to 99 employees	3	X	X	X
	Establishments with 100 to 249 employees	2	X	X	X
	Establishments with 250 to 499 employees	—	X	X	X
	Establishments with 500 to 999 employees	—	X	X	X
	Establishments with 1,000 employees or more	—	X	X	X
423120	Motor vehicle supplies and new parts merchant wholesalers				
	All establishments	28	698	5 661	23 680
	Establishments with 1 to 4 employees	9	X	X	X
	Establishments with 5 to 9 employees	2	X	X	X
	Establishments with 10 to 19 employees	7	X	X	X
	Establishments with 20 to 49 employees	5	X	X	X
	Establishments with 50 to 99 employees	3	X	X	X
	Establishments with 100 to 249 employees	2	X	X	X
	Establishments with 250 to 499 employees	—	X	X	X
	Establishments with 500 to 999 employees	—	X	X	X
	Establishments with 1,000 employees or more	—	X	X	X
4232	Furniture and home furnishing merchant wholesalers				
	All establishments	26	700	12 294	43 593
	Establishments with 1 to 4 employees	12	X	X	X
	Establishments with 5 to 9 employees	5	X	X	X
	Establishments with 10 to 19 employees	2	X	X	X
	Establishments with 20 to 49 employees	3	X	X	X
	Establishments with 50 to 99 employees	2	X	X	X
	Establishments with 100 to 249 employees	2	X	X	X
	Establishments with 250 to 499 employees	—	X	X	X
	Establishments with 500 to 999 employees	—	X	X	X
	Establishments with 1,000 employees or more	—	X	X	X
42321	Furniture merchant wholesalers				
	All establishments	12	521	9 918	33 347
	Establishments with 1 to 4 employees	6	X	X	X
	Establishments with 5 to 9 employees	2	X	X	X
	Establishments with 10 to 19 employees	—	X	X	X
	Establishments with 20 to 49 employees	1	X	X	X
	Establishments with 50 to 99 employees	1	X	X	X
	Establishments with 100 to 249 employees	2	X	X	X
	Establishments with 250 to 499 employees	—	X	X	X
	Establishments with 500 to 999 employees	—	X	X	X
	Establishments with 1,000 employees or more	—	X	X	X
423210	Furniture merchant wholesalers				
	All establishments	12	521	9 918	33 347
	Establishments with 1 to 4 employees	6	X	X	X
	Establishments with 5 to 9 employees	2	X	X	X
	Establishments with 10 to 19 employees	—	X	X	X
	Establishments with 20 to 49 employees	1	X	X	X
	Establishments with 50 to 99 employees	1	X	X	X
	Establishments with 100 to 249 employees	2	X	X	X
	Establishments with 250 to 499 employees	—	X	X	X
	Establishments with 500 to 999 employees	—	X	X	X
	Establishments with 1,000 employees or more	—	X	X	X
42322	Home furnishing merchant wholesalers				
	All establishments	14	179	2 376	10 246
	Establishments with 1 to 4 employees	6	X	X	X
	Establishments with 5 to 9 employees	3	X	X	X
	Establishments with 10 to 19 employees	2	X	X	X
	Establishments with 20 to 49 employees	2	X	X	X
	Establishments with 50 to 99 employees	1	X	X	X
	Establishments with 100 to 249 employees	—	X	X	X
	Establishments with 250 to 499 employees	—	X	X	X

See footnotes at end of table.

Table 5. Establishments, Employees, and Payroll by Industry and Employment Size of Establishments by County: 2004—Con.

[Excludes most government employees, railroad employees, and self-employed persons. Size class 1 to 4 employees includes establishments having payroll, but no employees, during mid-March pay period. For meaning of abbreviations and symbols, see introductory text. For explanation of terms, see Appendix A. For statement on reliability, see the note at the end of the table and Appendix C]

NAICS code	Geography, kind of business, and employment size class	Establishments (number)	Paid employees for pay period including March 12 (number)	First-quarter payroll (\$1,000)	Annual payroll (\$1,000)
	BURLINGTON—Con.				
42	Wholesale trade—Con.				
423	Durable goods merchant wholesalers—Con.				
4232	Furniture and home furnishing merchant wholesalers—Con.				
42322	Home furnishing merchant wholesalers—Con.				
	All establishments—Con.				
	Establishments with 500 to 999 employees	—	X	X	X
	Establishments with 1,000 employees or more	—	X	X	X
423220	Home furnishing merchant wholesalers				
	All establishments	14	179	2 376	10 246
	Establishments with 1 to 4 employees	6	X	X	X
	Establishments with 5 to 9 employees	3	X	X	X
	Establishments with 10 to 19 employees	2	X	X	X
	Establishments with 20 to 49 employees	2	X	X	X
	Establishments with 50 to 99 employees	1	X	X	X
	Establishments with 100 to 249 employees	—	X	X	X
	Establishments with 250 to 499 employees	—	X	X	X
	Establishments with 500 to 999 employees	—	X	X	X
	Establishments with 1,000 employees or more	—	X	X	X
4233	Lumber and other construction materials merchant wholesalers				
	All establishments	26	263	2 186	10 444
	Establishments with 1 to 4 employees	14	X	X	X
	Establishments with 5 to 9 employees	4	X	X	X
	Establishments with 10 to 19 employees	3	X	X	X
	Establishments with 20 to 49 employees	4	X	X	X
	Establishments with 50 to 99 employees	1	X	X	X
	Establishments with 100 to 249 employees	—	X	X	X
	Establishments with 250 to 499 employees	—	X	X	X
	Establishments with 500 to 999 employees	—	X	X	X
	Establishments with 1,000 employees or more	—	X	X	X
42331	Lumber, plywood, millwork, and wood panel merchant wholesalers				
	All establishments	9	170	1 363	6 112
	Establishments with 1 to 4 employees	3	X	X	X
	Establishments with 5 to 9 employees	1	X	X	X
	Establishments with 10 to 19 employees	1	X	X	X
	Establishments with 20 to 49 employees	3	X	X	X
	Establishments with 50 to 99 employees	1	X	X	X
	Establishments with 100 to 249 employees	—	X	X	X
	Establishments with 250 to 499 employees	—	X	X	X
	Establishments with 500 to 999 employees	—	X	X	X
	Establishments with 1,000 employees or more	—	X	X	X
423310	Lumber, plywood, millwork, and wood panel merchant wholesalers				
	All establishments	9	170	1 363	6 112
	Establishments with 1 to 4 employees	3	X	X	X
	Establishments with 5 to 9 employees	1	X	X	X
	Establishments with 10 to 19 employees	1	X	X	X
	Establishments with 20 to 49 employees	3	X	X	X
	Establishments with 50 to 99 employees	1	X	X	X
	Establishments with 100 to 249 employees	—	X	X	X
	Establishments with 250 to 499 employees	—	X	X	X
	Establishments with 500 to 999 employees	—	X	X	X
	Establishments with 1,000 employees or more	—	X	X	X
4234	Professional and commercial equipment and supplies merchant wholesalers				
	All establishments	86	3 080	47 504	198 951
	Establishments with 1 to 4 employees	38	X	X	X
	Establishments with 5 to 9 employees	17	X	X	X
	Establishments with 10 to 19 employees	6	X	X	X
	Establishments with 20 to 49 employees	14	X	X	X
	Establishments with 50 to 99 employees	6	X	X	X
	Establishments with 100 to 249 employees	2	X	X	X
	Establishments with 250 to 499 employees	2	X	X	X
	Establishments with 500 to 999 employees	1	X	X	X
	Establishments with 1,000 employees or more	—	X	X	X
42342	Office equipment merchant wholesalers				
	All establishments	13	807	7 869	39 802
	Establishments with 1 to 4 employees	3	X	X	X
	Establishments with 5 to 9 employees	3	X	X	X
	Establishments with 10 to 19 employees	—	X	X	X
	Establishments with 20 to 49 employees	4	X	X	X
	Establishments with 50 to 99 employees	2	X	X	X
	Establishments with 100 to 249 employees	—	X	X	X
	Establishments with 250 to 499 employees	1	X	X	X
	Establishments with 500 to 999 employees	—	X	X	X
	Establishments with 1,000 employees or more	—	X	X	X

See footnotes at end of table.

Table 5. Establishments, Employees, and Payroll by Industry and Employment Size of Establishments by County: 2004—Con.

[Excludes most government employees, railroad employees, and self-employed persons. Size class 1 to 4 employees includes establishments having payroll, but no employees, during mid-March pay period. For meaning of abbreviations and symbols, see introductory text. For explanation of terms, see Appendix A. For statement on reliability, see the note at the end of the table and Appendix C]

NAICS code	Geography, kind of business, and employment size class	Establishments (number)	Paid employees for pay period including March 12 (number)	First-quarter payroll (\$1,000)	Annual payroll (\$1,000)
	BURLINGTON—Con.				
42	Wholesale trade—Con.				
423	Durable goods merchant wholesalers—Con.				
4234	Professional and commercial equipment and supplies merchant wholesalers—Con.				
42342	Office equipment merchant wholesalers—Con.				
423420	Office equipment merchant wholesalers				
	All establishments	13	807	7 869	39 802
	Establishments with 1 to 4 employees	3	X	X	X
	Establishments with 5 to 9 employees	3	X	X	X
	Establishments with 10 to 19 employees	—	X	X	X
	Establishments with 20 to 49 employees	4	X	X	X
	Establishments with 50 to 99 employees	2	X	X	X
	Establishments with 100 to 249 employees	—	X	X	X
	Establishments with 250 to 499 employees	1	X	X	X
	Establishments with 500 to 999 employees	—	X	X	X
	Establishments with 1,000 employees or more	—	X	X	X
42343	Computer and computer peripheral equipment and software merchant wholesalers				
	All establishments	30	1 557	30 213	121 389
	Establishments with 1 to 4 employees	10	X	X	X
	Establishments with 5 to 9 employees	7	X	X	X
	Establishments with 10 to 19 employees	2	X	X	X
	Establishments with 20 to 49 employees	6	X	X	X
	Establishments with 50 to 99 employees	3	X	X	X
	Establishments with 100 to 249 employees	—	X	X	X
	Establishments with 250 to 499 employees	1	X	X	X
	Establishments with 500 to 999 employees	1	X	X	X
	Establishments with 1,000 employees or more	—	X	X	X
423430	Computer and computer peripheral equipment and software merchant wholesalers				
	All establishments	30	1 557	30 213	121 389
	Establishments with 1 to 4 employees	10	X	X	X
	Establishments with 5 to 9 employees	7	X	X	X
	Establishments with 10 to 19 employees	2	X	X	X
	Establishments with 20 to 49 employees	6	X	X	X
	Establishments with 50 to 99 employees	3	X	X	X
	Establishments with 100 to 249 employees	—	X	X	X
	Establishments with 250 to 499 employees	1	X	X	X
	Establishments with 500 to 999 employees	1	X	X	X
	Establishments with 1,000 employees or more	—	X	X	X
42344	Other commercial equipment merchant wholesalers				
	All establishments	13	295	3 920	16 082
	Establishments with 1 to 4 employees	6	X	X	X
	Establishments with 5 to 9 employees	3	X	X	X
	Establishments with 10 to 19 employees	2	X	X	X
	Establishments with 20 to 49 employees	—	X	X	X
	Establishments with 50 to 99 employees	1	X	X	X
	Establishments with 100 to 249 employees	1	X	X	X
	Establishments with 250 to 499 employees	—	X	X	X
	Establishments with 500 to 999 employees	—	X	X	X
	Establishments with 1,000 employees or more	—	X	X	X
423440	Other commercial equipment merchant wholesalers				
	All establishments	13	295	3 920	16 082
	Establishments with 1 to 4 employees	6	X	X	X
	Establishments with 5 to 9 employees	3	X	X	X
	Establishments with 10 to 19 employees	2	X	X	X
	Establishments with 20 to 49 employees	—	X	X	X
	Establishments with 50 to 99 employees	1	X	X	X
	Establishments with 100 to 249 employees	1	X	X	X
	Establishments with 250 to 499 employees	—	X	X	X
	Establishments with 500 to 999 employees	—	X	X	X
	Establishments with 1,000 employees or more	—	X	X	X
42345	Medical, dental, and hospital equipment and supplies merchant wholesalers				
	All establishments	15	366	4 648	17 881
	Establishments with 1 to 4 employees	9	X	X	X
	Establishments with 5 to 9 employees	—	X	X	X
	Establishments with 10 to 19 employees	1	X	X	X
	Establishments with 20 to 49 employees	4	X	X	X
	Establishments with 50 to 99 employees	—	X	X	X
	Establishments with 100 to 249 employees	1	X	X	X
	Establishments with 250 to 499 employees	—	X	X	X
	Establishments with 500 to 999 employees	—	X	X	X
	Establishments with 1,000 employees or more	—	X	X	X

See footnotes at end of table.

Table 5. Establishments, Employees, and Payroll by Industry and Employment Size of Establishments by County: 2004—Con.

[Excludes most government employees, railroad employees, and self-employed persons. Size class 1 to 4 employees includes establishments having payroll, but no employees, during mid-March pay period. For meaning of abbreviations and symbols, see introductory text. For explanation of terms, see Appendix A. For statement on reliability, see the note at the end of the table and Appendix C]

NAICS code	Geography, kind of business, and employment size class	Establishments (number)	Paid employees for pay period including March 12 (number)	First-quarter payroll (\$1,000)	Annual payroll (\$1,000)
	BURLINGTON—Con.				
42	Wholesale trade—Con.				
423	Durable goods merchant wholesalers—Con.				
4234	Professional and commercial equipment and supplies merchant wholesalers—Con.				
42345	Medical, dental, and hospital equipment and supplies merchant wholesalers—Con.				
423450	Medical, dental, and hospital equipment and supplies merchant wholesalers				
	All establishments	15	366	4 648	17 881
	Establishments with 1 to 4 employees	9	X	X	X
	Establishments with 5 to 9 employees	—	X	X	X
	Establishments with 10 to 19 employees	1	X	X	X
	Establishments with 20 to 49 employees	4	X	X	X
	Establishments with 50 to 99 employees	—	X	X	X
	Establishments with 100 to 249 employees	1	X	X	X
	Establishments with 250 to 499 employees	—	X	X	X
	Establishments with 500 to 999 employees	—	X	X	X
	Establishments with 1,000 employees or more	—	X	X	X
4235	Metal and mineral (except petroleum) merchant wholesalers				
	All establishments	22	148	1 788	9 352
	Establishments with 1 to 4 employees	12	X	X	X
	Establishments with 5 to 9 employees	7	X	X	X
	Establishments with 10 to 19 employees	2	X	X	X
	Establishments with 20 to 49 employees	1	X	X	X
	Establishments with 50 to 99 employees	—	X	X	X
	Establishments with 100 to 249 employees	—	X	X	X
	Establishments with 250 to 499 employees	—	X	X	X
	Establishments with 500 to 999 employees	—	X	X	X
	Establishments with 1,000 employees or more	—	X	X	X
42351	Metal service centers and other metal merchant wholesalers				
	All establishments	20	c	D	D
	Establishments with 1 to 4 employees	10	X	X	X
	Establishments with 5 to 9 employees	7	X	X	X
	Establishments with 10 to 19 employees	2	X	X	X
	Establishments with 20 to 49 employees	1	X	X	X
	Establishments with 50 to 99 employees	—	X	X	X
	Establishments with 100 to 249 employees	—	X	X	X
	Establishments with 250 to 499 employees	—	X	X	X
	Establishments with 500 to 999 employees	—	X	X	X
	Establishments with 1,000 employees or more	—	X	X	X
423510	Metal service centers and other metal merchant wholesalers				
	All establishments	20	c	D	D
	Establishments with 1 to 4 employees	10	X	X	X
	Establishments with 5 to 9 employees	7	X	X	X
	Establishments with 10 to 19 employees	2	X	X	X
	Establishments with 20 to 49 employees	1	X	X	X
	Establishments with 50 to 99 employees	—	X	X	X
	Establishments with 100 to 249 employees	—	X	X	X
	Establishments with 250 to 499 employees	—	X	X	X
	Establishments with 500 to 999 employees	—	X	X	X
	Establishments with 1,000 employees or more	—	X	X	X
4236	Electrical and electronic goods merchant wholesalers				
	All establishments	62	835	12 578	55 673
	Establishments with 1 to 4 employees	32	X	X	X
	Establishments with 5 to 9 employees	12	X	X	X
	Establishments with 10 to 19 employees	8	X	X	X
	Establishments with 20 to 49 employees	6	X	X	X
	Establishments with 50 to 99 employees	2	X	X	X
	Establishments with 100 to 249 employees	2	X	X	X
	Establishments with 250 to 499 employees	—	X	X	X
	Establishments with 500 to 999 employees	—	X	X	X
	Establishments with 1,000 employees or more	—	X	X	X
42361	Electrical apparatus and equipment, wiring supplies, and related equipment merchant wholesalers				
	All establishments	20	c	D	D
	Establishments with 1 to 4 employees	12	X	X	X
	Establishments with 5 to 9 employees	3	X	X	X
	Establishments with 10 to 19 employees	3	X	X	X
	Establishments with 20 to 49 employees	1	X	X	X
	Establishments with 50 to 99 employees	1	X	X	X
	Establishments with 100 to 249 employees	—	X	X	X
	Establishments with 250 to 499 employees	—	X	X	X
	Establishments with 500 to 999 employees	—	X	X	X
	Establishments with 1,000 employees or more	—	X	X	X

See footnotes at end of table.

Table 5. Establishments, Employees, and Payroll by Industry and Employment Size of Establishments by County: 2004—Con.

[Excludes most government employees, railroad employees, and self-employed persons. Size class 1 to 4 employees includes establishments having payroll, but no employees, during mid-March pay period. For meaning of abbreviations and symbols, see introductory text. For explanation of terms, see Appendix A. For statement on reliability, see the note at the end of the table and Appendix C]

NAICS code	Geography, kind of business, and employment size class	Establishments (number)	Paid employees for pay period including March 12 (number)	First-quarter payroll (\$1,000)	Annual payroll (\$1,000)
	BURLINGTON—Con.				
42	Wholesale trade—Con.				
423	Durable goods merchant wholesalers—Con.				
4236	Electrical and electronic goods merchant wholesalers—Con.				
42361	Electrical apparatus and equipment, wiring supplies, and related equipment merchant wholesalers—Con.				
423610	Electrical apparatus and equipment, wiring supplies, and related equipment merchant wholesalers				
	All establishments	20	c	D	D
	Establishments with 1 to 4 employees	12	X	X	X
	Establishments with 5 to 9 employees	3	X	X	X
	Establishments with 10 to 19 employees	3	X	X	X
	Establishments with 20 to 49 employees	1	X	X	X
	Establishments with 50 to 99 employees	1	X	X	X
	Establishments with 100 to 249 employees	—	X	X	X
	Establishments with 250 to 499 employees	—	X	X	X
	Establishments with 500 to 999 employees	—	X	X	X
	Establishments with 1,000 employees or more	—	X	X	X
42362	Electrical and electronic appliance, television, and radio set merchant wholesalers				
	All establishments	2	c	D	D
	Establishments with 1 to 4 employees	—	X	X	X
	Establishments with 5 to 9 employees	—	X	X	X
	Establishments with 10 to 19 employees	1	X	X	X
	Establishments with 20 to 49 employees	—	X	X	X
	Establishments with 50 to 99 employees	—	X	X	X
	Establishments with 100 to 249 employees	1	X	X	X
	Establishments with 250 to 499 employees	—	X	X	X
	Establishments with 500 to 999 employees	—	X	X	X
	Establishments with 1,000 employees or more	—	X	X	X
423620	Electrical and electronic appliance, television, and radio set merchant wholesalers				
	All establishments	2	c	D	D
	Establishments with 1 to 4 employees	—	X	X	X
	Establishments with 5 to 9 employees	—	X	X	X
	Establishments with 10 to 19 employees	1	X	X	X
	Establishments with 20 to 49 employees	—	X	X	X
	Establishments with 50 to 99 employees	—	X	X	X
	Establishments with 100 to 249 employees	1	X	X	X
	Establishments with 250 to 499 employees	—	X	X	X
	Establishments with 500 to 999 employees	—	X	X	X
	Establishments with 1,000 employees or more	—	X	X	X
42369	Other electronic parts and equipment merchant wholesalers				
	All establishments	40	513	8 002	35 964
	Establishments with 1 to 4 employees	20	X	X	X
	Establishments with 5 to 9 employees	9	X	X	X
	Establishments with 10 to 19 employees	4	X	X	X
	Establishments with 20 to 49 employees	5	X	X	X
	Establishments with 50 to 99 employees	1	X	X	X
	Establishments with 100 to 249 employees	1	X	X	X
	Establishments with 250 to 499 employees	—	X	X	X
	Establishments with 500 to 999 employees	—	X	X	X
	Establishments with 1,000 employees or more	—	X	X	X
423690	Other electronic parts and equipment merchant wholesalers				
	All establishments	40	513	8 002	35 964
	Establishments with 1 to 4 employees	20	X	X	X
	Establishments with 5 to 9 employees	9	X	X	X
	Establishments with 10 to 19 employees	4	X	X	X
	Establishments with 20 to 49 employees	5	X	X	X
	Establishments with 50 to 99 employees	1	X	X	X
	Establishments with 100 to 249 employees	1	X	X	X
	Establishments with 250 to 499 employees	—	X	X	X
	Establishments with 500 to 999 employees	—	X	X	X
	Establishments with 1,000 employees or more	—	X	X	X
4237	Hardware, and plumbing and heating equipment and supplies merchant wholesalers				
	All establishments	31	505	5 421	23 098
	Establishments with 1 to 4 employees	14	X	X	X
	Establishments with 5 to 9 employees	6	X	X	X
	Establishments with 10 to 19 employees	6	X	X	X
	Establishments with 20 to 49 employees	2	X	X	X
	Establishments with 50 to 99 employees	2	X	X	X
	Establishments with 100 to 249 employees	1	X	X	X
	Establishments with 250 to 499 employees	—	X	X	X
	Establishments with 500 to 999 employees	—	X	X	X
	Establishments with 1,000 employees or more	—	X	X	X

See footnotes at end of table.

Table 5. Establishments, Employees, and Payroll by Industry and Employment Size of Establishments by County: 2004—Con.

[Excludes most government employees, railroad employees, and self-employed persons. Size class 1 to 4 employees includes establishments having payroll, but no employees, during mid-March pay period. For meaning of abbreviations and symbols, see introductory text. For explanation of terms, see Appendix A. For statement on reliability, see the note at the end of the table and Appendix C]

NAICS code	Geography, kind of business, and employment size class	Establishments (number)	Paid employees for pay period including March 12 (number)	First-quarter payroll (\$1,000)	Annual payroll (\$1,000)
	BURLINGTON—Con.				
42	Wholesale trade—Con.				
423	Durable goods merchant wholesalers—Con.				
4237	Hardware, and plumbing and heating equipment and supplies merchant wholesalers—Con.				
42372	Plumbing and heating equipment and supplies (hydronics) merchant wholesalers				
	All establishments	12	284	3 742	15 284
	Establishments with 1 to 4 employees	5	X	X	X
	Establishments with 5 to 9 employees	2	X	X	X
	Establishments with 10 to 19 employees	3	X	X	X
	Establishments with 20 to 49 employees	—	X	X	X
	Establishments with 50 to 99 employees	1	X	X	X
	Establishments with 100 to 249 employees	1	X	X	X
	Establishments with 250 to 499 employees	—	X	X	X
	Establishments with 500 to 999 employees	—	X	X	X
	Establishments with 1,000 employees or more	—	X	X	X
423720	Plumbing and heating equipment and supplies (hydronics) merchant wholesalers				
	All establishments	12	284	3 742	15 284
	Establishments with 1 to 4 employees	5	X	X	X
	Establishments with 5 to 9 employees	2	X	X	X
	Establishments with 10 to 19 employees	3	X	X	X
	Establishments with 20 to 49 employees	—	X	X	X
	Establishments with 50 to 99 employees	1	X	X	X
	Establishments with 100 to 249 employees	1	X	X	X
	Establishments with 250 to 499 employees	—	X	X	X
	Establishments with 500 to 999 employees	—	X	X	X
	Establishments with 1,000 employees or more	—	X	X	X
42374	Refrigeration equipment and supplies merchant wholesalers				
	All establishments	3	109	700	3 217
	Establishments with 1 to 4 employees	—	X	X	X
	Establishments with 5 to 9 employees	—	X	X	X
	Establishments with 10 to 19 employees	2	X	X	X
	Establishments with 20 to 49 employees	—	X	X	X
	Establishments with 50 to 99 employees	1	X	X	X
	Establishments with 100 to 249 employees	—	X	X	X
	Establishments with 250 to 499 employees	—	X	X	X
	Establishments with 500 to 999 employees	—	X	X	X
	Establishments with 1,000 employees or more	—	X	X	X
423740	Refrigeration equipment and supplies merchant wholesalers				
	All establishments	3	109	700	3 217
	Establishments with 1 to 4 employees	—	X	X	X
	Establishments with 5 to 9 employees	—	X	X	X
	Establishments with 10 to 19 employees	2	X	X	X
	Establishments with 20 to 49 employees	—	X	X	X
	Establishments with 50 to 99 employees	1	X	X	X
	Establishments with 100 to 249 employees	—	X	X	X
	Establishments with 250 to 499 employees	—	X	X	X
	Establishments with 500 to 999 employees	—	X	X	X
	Establishments with 1,000 employees or more	—	X	X	X
4238	Machinery, equipment, and supplies merchant wholesalers				
	All establishments	70	1 014	13 104	57 876
	Establishments with 1 to 4 employees	36	X	X	X
	Establishments with 5 to 9 employees	9	X	X	X
	Establishments with 10 to 19 employees	13	X	X	X
	Establishments with 20 to 49 employees	9	X	X	X
	Establishments with 50 to 99 employees	1	X	X	X
	Establishments with 100 to 249 employees	2	X	X	X
	Establishments with 250 to 499 employees	—	X	X	X
	Establishments with 500 to 999 employees	—	X	X	X
	Establishments with 1,000 employees or more	—	X	X	X
42383	Industrial machinery and equipment merchant wholesalers				
	All establishments	31	488	6 387	26 478
	Establishments with 1 to 4 employees	16	X	X	X
	Establishments with 5 to 9 employees	2	X	X	X
	Establishments with 10 to 19 employees	6	X	X	X
	Establishments with 20 to 49 employees	5	X	X	X
	Establishments with 50 to 99 employees	1	X	X	X
	Establishments with 100 to 249 employees	1	X	X	X
	Establishments with 250 to 499 employees	—	X	X	X
	Establishments with 500 to 999 employees	—	X	X	X
	Establishments with 1,000 employees or more	—	X	X	X
423830	Industrial machinery and equipment merchant wholesalers				
	All establishments	31	488	6 387	26 478
	Establishments with 1 to 4 employees	16	X	X	X
	Establishments with 5 to 9 employees	2	X	X	X
	Establishments with 10 to 19 employees	6	X	X	X
	Establishments with 20 to 49 employees	5	X	X	X
	Establishments with 50 to 99 employees	1	X	X	X
	Establishments with 100 to 249 employees	1	X	X	X
	Establishments with 250 to 499 employees	—	X	X	X

See footnotes at end of table.

Table 5. Establishments, Employees, and Payroll by Industry and Employment Size of Establishments by County: 2004—Con.

[Excludes most government employees, railroad employees, and self-employed persons. Size class 1 to 4 employees includes establishments having payroll, but no employees, during mid-March pay period. For meaning of abbreviations and symbols, see introductory text. For explanation of terms, see Appendix A. For statement on reliability, see the note at the end of the table and Appendix C]

NAICS code	Geography, kind of business, and employment size class	Establishments (number)	Paid employees for pay period including March 12 (number)	First-quarter payroll (\$1,000)	Annual payroll (\$1,000)
	BURLINGTON—Con.				
42	Wholesale trade—Con.				
423	Durable goods merchant wholesalers—Con.				
4238	Machinery, equipment, and supplies merchant wholesalers—Con.				
42383	Industrial machinery and equipment merchant wholesalers—Con.				
423830	Industrial machinery and equipment merchant wholesalers—Con.				
	All establishments—Con.				
	Establishments with 500 to 999 employees	—	X	X	X
	Establishments with 1,000 employees or more	—	X	X	X
42384	Industrial supplies merchant wholesalers				
	All establishments	18	147	1 962	9 182
	Establishments with 1 to 4 employees	9	X	X	X
	Establishments with 5 to 9 employees	6	X	X	X
	Establishments with 10 to 19 employees	1	X	X	X
	Establishments with 20 to 49 employees	2	X	X	X
	Establishments with 50 to 99 employees	—	X	X	X
	Establishments with 100 to 249 employees	—	X	X	X
	Establishments with 250 to 499 employees	—	X	X	X
	Establishments with 500 to 999 employees	—	X	X	X
	Establishments with 1,000 employees or more	—	X	X	X
423840	Industrial supplies merchant wholesalers				
	All establishments	18	147	1 962	9 182
	Establishments with 1 to 4 employees	9	X	X	X
	Establishments with 5 to 9 employees	6	X	X	X
	Establishments with 10 to 19 employees	1	X	X	X
	Establishments with 20 to 49 employees	2	X	X	X
	Establishments with 50 to 99 employees	—	X	X	X
	Establishments with 100 to 249 employees	—	X	X	X
	Establishments with 250 to 499 employees	—	X	X	X
	Establishments with 500 to 999 employees	—	X	X	X
	Establishments with 1,000 employees or more	—	X	X	X
42386	Transportation equipment and supplies (except motor vehicle) merchant wholesalers				
	All establishments	3	c	D	D
	Establishments with 1 to 4 employees	1	X	X	X
	Establishments with 5 to 9 employees	—	X	X	X
	Establishments with 10 to 19 employees	—	X	X	X
	Establishments with 20 to 49 employees	1	X	X	X
	Establishments with 50 to 99 employees	—	X	X	X
	Establishments with 100 to 249 employees	1	X	X	X
	Establishments with 250 to 499 employees	—	X	X	X
	Establishments with 500 to 999 employees	—	X	X	X
	Establishments with 1,000 employees or more	—	X	X	X
423860	Transportation equipment and supplies (except motor vehicle) merchant wholesalers				
	All establishments	3	c	D	D
	Establishments with 1 to 4 employees	1	X	X	X
	Establishments with 5 to 9 employees	—	X	X	X
	Establishments with 10 to 19 employees	—	X	X	X
	Establishments with 20 to 49 employees	1	X	X	X
	Establishments with 50 to 99 employees	—	X	X	X
	Establishments with 100 to 249 employees	1	X	X	X
	Establishments with 250 to 499 employees	—	X	X	X
	Establishments with 500 to 999 employees	—	X	X	X
	Establishments with 1,000 employees or more	—	X	X	X
4239	Miscellaneous durable goods merchant wholesalers				
	All establishments	42	349	4 544	17 967
	Establishments with 1 to 4 employees	28	X	X	X
	Establishments with 5 to 9 employees	6	X	X	X
	Establishments with 10 to 19 employees	6	X	X	X
	Establishments with 20 to 49 employees	1	X	X	X
	Establishments with 50 to 99 employees	—	X	X	X
	Establishments with 100 to 249 employees	1	X	X	X
	Establishments with 250 to 499 employees	—	X	X	X
	Establishments with 500 to 999 employees	—	X	X	X
	Establishments with 1,000 employees or more	—	X	X	X
42391	Sporting and recreational goods and supplies merchant wholesalers				
	All establishments	17	105	1 319	4 814
	Establishments with 1 to 4 employees	8	X	X	X
	Establishments with 5 to 9 employees	5	X	X	X
	Establishments with 10 to 19 employees	3	X	X	X
	Establishments with 20 to 49 employees	1	X	X	X
	Establishments with 50 to 99 employees	—	X	X	X
	Establishments with 100 to 249 employees	—	X	X	X
	Establishments with 250 to 499 employees	—	X	X	X
	Establishments with 500 to 999 employees	—	X	X	X
	Establishments with 1,000 employees or more	—	X	X	X

See footnotes at end of table.

Table 5. Establishments, Employees, and Payroll by Industry and Employment Size of Establishments by County: 2004—Con.

[Excludes most government employees, railroad employees, and self-employed persons. Size class 1 to 4 employees includes establishments having payroll, but no employees, during mid-March pay period. For meaning of abbreviations and symbols, see introductory text. For explanation of terms, see Appendix A. For statement on reliability, see the note at the end of the table and Appendix C]

NAICS code	Geography, kind of business, and employment size class	Establishments (number)	Paid employees for pay period including March 12 (number)	First-quarter payroll (\$1,000)	Annual payroll (\$1,000)
	BURLINGTON—Con.				
42	Wholesale trade—Con.				
423	Durable goods merchant wholesalers—Con.				
4239	Miscellaneous durable goods merchant wholesalers—Con.				
42391	Sporting and recreational goods and supplies merchant wholesalers—Con.				
423910	Sporting and recreational goods and supplies merchant wholesalers				
	All establishments	17	105	1 319	4 814
	Establishments with 1 to 4 employees	8	X	X	X
	Establishments with 5 to 9 employees	5	X	X	X
	Establishments with 10 to 19 employees	3	X	X	X
	Establishments with 20 to 49 employees	1	X	X	X
	Establishments with 50 to 99 employees	—	X	X	X
	Establishments with 100 to 249 employees	—	X	X	X
	Establishments with 250 to 499 employees	—	X	X	X
	Establishments with 500 to 999 employees	—	X	X	X
	Establishments with 1,000 employees or more	—	X	X	X
42392	Toy and hobby goods and supplies merchant wholesalers				
	All establishments	4	c	D	D
	Establishments with 1 to 4 employees	2	X	X	X
	Establishments with 5 to 9 employees	1	X	X	X
	Establishments with 10 to 19 employees	—	X	X	X
	Establishments with 20 to 49 employees	—	X	X	X
	Establishments with 50 to 99 employees	—	X	X	X
	Establishments with 100 to 249 employees	1	X	X	X
	Establishments with 250 to 499 employees	—	X	X	X
	Establishments with 500 to 999 employees	—	X	X	X
	Establishments with 1,000 employees or more	—	X	X	X
423920	Toy and hobby goods and supplies merchant wholesalers				
	All establishments	4	c	D	D
	Establishments with 1 to 4 employees	2	X	X	X
	Establishments with 5 to 9 employees	1	X	X	X
	Establishments with 10 to 19 employees	—	X	X	X
	Establishments with 20 to 49 employees	—	X	X	X
	Establishments with 50 to 99 employees	—	X	X	X
	Establishments with 100 to 249 employees	1	X	X	X
	Establishments with 250 to 499 employees	—	X	X	X
	Establishments with 500 to 999 employees	—	X	X	X
	Establishments with 1,000 employees or more	—	X	X	X
424	Nondurable goods merchant wholesalers				
	All establishments	182	4 544	51 259	220 891
	Establishments with 1 to 4 employees	81	X	X	X
	Establishments with 5 to 9 employees	27	X	X	X
	Establishments with 10 to 19 employees	27	X	X	X
	Establishments with 20 to 49 employees	28	X	X	X
	Establishments with 50 to 99 employees	10	X	X	X
	Establishments with 100 to 249 employees	8	X	X	X
	Establishments with 250 to 499 employees	—	X	X	X
	Establishments with 500 to 999 employees	1	X	X	X
	Establishments with 1,000 employees or more	—	X	X	X
4241	Paper and paper product merchant wholesalers				
	All establishments	29	739	8 407	39 653
	Establishments with 1 to 4 employees	12	X	X	X
	Establishments with 5 to 9 employees	3	X	X	X
	Establishments with 10 to 19 employees	6	X	X	X
	Establishments with 20 to 49 employees	3	X	X	X
	Establishments with 50 to 99 employees	4	X	X	X
	Establishments with 100 to 249 employees	1	X	X	X
	Establishments with 250 to 499 employees	—	X	X	X
	Establishments with 500 to 999 employees	—	X	X	X
	Establishments with 1,000 employees or more	—	X	X	X
42411	Printing and writing paper merchant wholesalers				
	All establishments	6	410	5 109	24 661
	Establishments with 1 to 4 employees	2	X	X	X
	Establishments with 5 to 9 employees	—	X	X	X
	Establishments with 10 to 19 employees	—	X	X	X
	Establishments with 20 to 49 employees	1	X	X	X
	Establishments with 50 to 99 employees	2	X	X	X
	Establishments with 100 to 249 employees	1	X	X	X
	Establishments with 250 to 499 employees	—	X	X	X
	Establishments with 500 to 999 employees	—	X	X	X
	Establishments with 1,000 employees or more	—	X	X	X
424110	Printing and writing paper merchant wholesalers				
	All establishments	6	410	5 109	24 661
	Establishments with 1 to 4 employees	2	X	X	X
	Establishments with 5 to 9 employees	—	X	X	X
	Establishments with 10 to 19 employees	—	X	X	X
	Establishments with 20 to 49 employees	1	X	X	X
	Establishments with 50 to 99 employees	2	X	X	X
	Establishments with 100 to 249 employees	1	X	X	X
	Establishments with 250 to 499 employees	—	X	X	X

See footnotes at end of table.

Table 5. Establishments, Employees, and Payroll by Industry and Employment Size of Establishments by County: 2004—Con.

[Excludes most government employees, railroad employees, and self-employed persons. Size class 1 to 4 employees includes establishments having payroll, but no employees, during mid-March pay period. For meaning of abbreviations and symbols, see introductory text. For explanation of terms, see Appendix A. For statement on reliability, see the note at the end of the table and Appendix C]

NAICS code	Geography, kind of business, and employment size class	Establishments (number)	Paid employees for pay period including March 12 (number)	First-quarter payroll (\$1,000)	Annual payroll (\$1,000)
	BURLINGTON—Con.				
42	Wholesale trade—Con.				
424	Nondurable goods merchant wholesalers—Con.				
4241	Paper and paper product merchant wholesalers—Con.				
42411	Printing and writing paper merchant wholesalers—Con.				
424110	Printing and writing paper merchant wholesalers—Con.				
	All establishments—Con.				
	Establishments with 500 to 999 employees	—	X	X	X
	Establishments with 1,000 employees or more	—	X	X	X
42412	Stationery and office supplies merchant wholesalers				
	All establishments	17	209	2 040	8 858
	Establishments with 1 to 4 employees	8	X	X	X
	Establishments with 5 to 9 employees	2	X	X	X
	Establishments with 10 to 19 employees	5	X	X	X
	Establishments with 20 to 49 employees	1	X	X	X
	Establishments with 50 to 99 employees	1	X	X	X
	Establishments with 100 to 249 employees	—	X	X	X
	Establishments with 250 to 499 employees	—	X	X	X
	Establishments with 500 to 999 employees	—	X	X	X
	Establishments with 1,000 employees or more	—	X	X	X
424120	Stationery and office supplies merchant wholesalers				
	All establishments	17	209	2 040	8 858
	Establishments with 1 to 4 employees	8	X	X	X
	Establishments with 5 to 9 employees	2	X	X	X
	Establishments with 10 to 19 employees	5	X	X	X
	Establishments with 20 to 49 employees	1	X	X	X
	Establishments with 50 to 99 employees	1	X	X	X
	Establishments with 100 to 249 employees	—	X	X	X
	Establishments with 250 to 499 employees	—	X	X	X
	Establishments with 500 to 999 employees	—	X	X	X
	Establishments with 1,000 employees or more	—	X	X	X
42413	Industrial and personal service paper merchant wholesalers				
	All establishments	6	120	1 258	6 134
	Establishments with 1 to 4 employees	2	X	X	X
	Establishments with 5 to 9 employees	1	X	X	X
	Establishments with 10 to 19 employees	1	X	X	X
	Establishments with 20 to 49 employees	1	X	X	X
	Establishments with 50 to 99 employees	1	X	X	X
	Establishments with 100 to 249 employees	—	X	X	X
	Establishments with 250 to 499 employees	—	X	X	X
	Establishments with 500 to 999 employees	—	X	X	X
	Establishments with 1,000 employees or more	—	X	X	X
424130	Industrial and personal service paper merchant wholesalers				
	All establishments	6	120	1 258	6 134
	Establishments with 1 to 4 employees	2	X	X	X
	Establishments with 5 to 9 employees	1	X	X	X
	Establishments with 10 to 19 employees	1	X	X	X
	Establishments with 20 to 49 employees	1	X	X	X
	Establishments with 50 to 99 employees	1	X	X	X
	Establishments with 100 to 249 employees	—	X	X	X
	Establishments with 250 to 499 employees	—	X	X	X
	Establishments with 500 to 999 employees	—	X	X	X
	Establishments with 1,000 employees or more	—	X	X	X
4242	Drugs and druggists' sundries merchant wholesalers				
	All establishments	8	c	D	D
	Establishments with 1 to 4 employees	5	X	X	X
	Establishments with 5 to 9 employees	—	X	X	X
	Establishments with 10 to 19 employees	2	X	X	X
	Establishments with 20 to 49 employees	—	X	X	X
	Establishments with 50 to 99 employees	—	X	X	X
	Establishments with 100 to 249 employees	1	X	X	X
	Establishments with 250 to 499 employees	—	X	X	X
	Establishments with 500 to 999 employees	—	X	X	X
	Establishments with 1,000 employees or more	—	X	X	X
42421	Drugs and druggists' sundries merchant wholesalers				
	All establishments	8	c	D	D
	Establishments with 1 to 4 employees	5	X	X	X
	Establishments with 5 to 9 employees	—	X	X	X
	Establishments with 10 to 19 employees	2	X	X	X
	Establishments with 20 to 49 employees	—	X	X	X
	Establishments with 50 to 99 employees	—	X	X	X
	Establishments with 100 to 249 employees	1	X	X	X
	Establishments with 250 to 499 employees	—	X	X	X
	Establishments with 500 to 999 employees	—	X	X	X
	Establishments with 1,000 employees or more	—	X	X	X

See footnotes at end of table.

Table 5. Establishments, Employees, and Payroll by Industry and Employment Size of Establishments by County: 2004—Con.

[Excludes most government employees, railroad employees, and self-employed persons. Size class 1 to 4 employees includes establishments having payroll, but no employees, during mid-March pay period. For meaning of abbreviations and symbols, see introductory text. For explanation of terms, see Appendix A. For statement on reliability, see the note at the end of the table and Appendix C]

NAICS code	Geography, kind of business, and employment size class	Establishments (number)	Paid employees for pay period including March 12 (number)	First-quarter payroll (\$1,000)	Annual payroll (\$1,000)
42	BURLINGTON—Con.				
	Wholesale trade—Con.				
424	Nondurable goods merchant wholesalers—Con.				
4242	Drugs and druggists' sundries merchant wholesalers—Con.				
42421	Drugs and druggists' sundries merchant wholesalers—Con.				
424210	Drugs and druggists' sundries merchant wholesalers				
	All establishments	8	c	D	D
	Establishments with 1 to 4 employees	5	X	X	X
	Establishments with 5 to 9 employees	—	X	X	X
	Establishments with 10 to 19 employees	2	X	X	X
	Establishments with 20 to 49 employees	—	X	X	X
	Establishments with 50 to 99 employees	—	X	X	X
	Establishments with 100 to 249 employees	1	X	X	X
	Establishments with 250 to 499 employees	—	X	X	X
	Establishments with 500 to 999 employees	—	X	X	X
	Establishments with 1,000 employees or more	—	X	X	X
4244	Grocery and related product merchant wholesalers				
	All establishments	41	1 875	19 460	80 346
	Establishments with 1 to 4 employees	18	X	X	X
	Establishments with 5 to 9 employees	3	X	X	X
	Establishments with 10 to 19 employees	7	X	X	X
	Establishments with 20 to 49 employees	5	X	X	X
	Establishments with 50 to 99 employees	4	X	X	X
	Establishments with 100 to 249 employees	3	X	X	X
	Establishments with 250 to 499 employees	—	X	X	X
	Establishments with 500 to 999 employees	1	X	X	X
	Establishments with 1,000 employees or more	—	X	X	X
42442	Packaged frozen food merchant wholesalers				
	All establishments	9	396	4 170	17 087
	Establishments with 1 to 4 employees	2	X	X	X
	Establishments with 5 to 9 employees	1	X	X	X
	Establishments with 10 to 19 employees	1	X	X	X
	Establishments with 20 to 49 employees	2	X	X	X
	Establishments with 50 to 99 employees	2	X	X	X
	Establishments with 100 to 249 employees	1	X	X	X
	Establishments with 250 to 499 employees	—	X	X	X
	Establishments with 500 to 999 employees	—	X	X	X
	Establishments with 1,000 employees or more	—	X	X	X
424420	Packaged frozen food merchant wholesalers				
	All establishments	9	396	4 170	17 087
	Establishments with 1 to 4 employees	2	X	X	X
	Establishments with 5 to 9 employees	1	X	X	X
	Establishments with 10 to 19 employees	1	X	X	X
	Establishments with 20 to 49 employees	2	X	X	X
	Establishments with 50 to 99 employees	2	X	X	X
	Establishments with 100 to 249 employees	1	X	X	X
	Establishments with 250 to 499 employees	—	X	X	X
	Establishments with 500 to 999 employees	—	X	X	X
	Establishments with 1,000 employees or more	—	X	X	X
42443	Dairy product (except dried or canned) merchant wholesalers				
	All establishments	3	297	3 292	14 262
	Establishments with 1 to 4 employees	—	X	X	X
	Establishments with 5 to 9 employees	—	X	X	X
	Establishments with 10 to 19 employees	—	X	X	X
	Establishments with 20 to 49 employees	1	X	X	X
	Establishments with 50 to 99 employees	1	X	X	X
	Establishments with 100 to 249 employees	1	X	X	X
	Establishments with 250 to 499 employees	—	X	X	X
	Establishments with 500 to 999 employees	—	X	X	X
	Establishments with 1,000 employees or more	—	X	X	X
424430	Dairy product (except dried or canned) merchant wholesalers				
	All establishments	3	297	3 292	14 262
	Establishments with 1 to 4 employees	—	X	X	X
	Establishments with 5 to 9 employees	—	X	X	X
	Establishments with 10 to 19 employees	—	X	X	X
	Establishments with 20 to 49 employees	1	X	X	X
	Establishments with 50 to 99 employees	1	X	X	X
	Establishments with 100 to 249 employees	1	X	X	X
	Establishments with 250 to 499 employees	—	X	X	X
	Establishments with 500 to 999 employees	—	X	X	X
	Establishments with 1,000 employees or more	—	X	X	X
42445	Confectionery merchant wholesalers				
	All establishments	3	c	D	D
	Establishments with 1 to 4 employees	1	X	X	X
	Establishments with 5 to 9 employees	—	X	X	X
	Establishments with 10 to 19 employees	1	X	X	X
	Establishments with 20 to 49 employees	—	X	X	X
	Establishments with 50 to 99 employees	—	X	X	X
	Establishments with 100 to 249 employees	1	X	X	X
	Establishments with 250 to 499 employees	—	X	X	X
	Establishments with 500 to 999 employees	—	X	X	X
	Establishments with 1,000 employees or more	—	X	X	X

See footnotes at end of table.

Table 5. Establishments, Employees, and Payroll by Industry and Employment Size of Establishments by County: 2004—Con.

[Excludes most government employees, railroad employees, and self-employed persons. Size class 1 to 4 employees includes establishments having payroll, but no employees, during mid-March pay period. For meaning of abbreviations and symbols, see introductory text. For explanation of terms, see Appendix A. For statement on reliability, see the note at the end of the table and Appendix C]

NAICS code	Geography, kind of business, and employment size class	Establishments (number)	Paid employees for pay period including March 12 (number)	First-quarter payroll (\$1,000)	Annual payroll (\$1,000)
42	BURLINGTON—Con.				
	Wholesale trade—Con.				
424	Nondurable goods merchant wholesalers—Con.				
4244	Grocery and related product merchant wholesalers—Con.				
42445	Confectionery merchant wholesalers—Con.				
424450	Confectionery merchant wholesalers				
	All establishments	3	c	D	D
	Establishments with 1 to 4 employees	1	X	X	X
	Establishments with 5 to 9 employees	—	X	X	X
	Establishments with 10 to 19 employees	1	X	X	X
	Establishments with 20 to 49 employees	—	X	X	X
	Establishments with 50 to 99 employees	—	X	X	X
	Establishments with 100 to 249 employees	1	X	X	X
	Establishments with 250 to 499 employees	—	X	X	X
	Establishments with 500 to 999 employees	—	X	X	X
	Establishments with 1,000 employees or more	—	X	X	X
42449	Other grocery and related products merchant wholesalers				
	All establishments	17	885	9 115	35 865
	Establishments with 1 to 4 employees	11	X	X	X
	Establishments with 5 to 9 employees	1	X	X	X
	Establishments with 10 to 19 employees	2	X	X	X
	Establishments with 20 to 49 employees	1	X	X	X
	Establishments with 50 to 99 employees	1	X	X	X
	Establishments with 100 to 249 employees	—	X	X	X
	Establishments with 250 to 499 employees	—	X	X	X
	Establishments with 500 to 999 employees	1	X	X	X
	Establishments with 1,000 employees or more	—	X	X	X
424490	Other grocery and related products merchant wholesalers				
	All establishments	17	885	9 115	35 865
	Establishments with 1 to 4 employees	11	X	X	X
	Establishments with 5 to 9 employees	1	X	X	X
	Establishments with 10 to 19 employees	2	X	X	X
	Establishments with 20 to 49 employees	1	X	X	X
	Establishments with 50 to 99 employees	1	X	X	X
	Establishments with 100 to 249 employees	—	X	X	X
	Establishments with 250 to 499 employees	—	X	X	X
	Establishments with 500 to 999 employees	1	X	X	X
	Establishments with 1,000 employees or more	—	X	X	X
4246	Chemical and allied products merchant wholesalers				
	All establishments	41	472	5 684	24 247
	Establishments with 1 to 4 employees	14	X	X	X
	Establishments with 5 to 9 employees	11	X	X	X
	Establishments with 10 to 19 employees	6	X	X	X
	Establishments with 20 to 49 employees	10	X	X	X
	Establishments with 50 to 99 employees	—	X	X	X
	Establishments with 100 to 249 employees	—	X	X	X
	Establishments with 250 to 499 employees	—	X	X	X
	Establishments with 500 to 999 employees	—	X	X	X
	Establishments with 1,000 employees or more	—	X	X	X
42461	Plastics materials and basic forms and shapes merchant wholesalers				
	All establishments	7	125	1 247	5 221
	Establishments with 1 to 4 employees	1	X	X	X
	Establishments with 5 to 9 employees	3	X	X	X
	Establishments with 10 to 19 employees	—	X	X	X
	Establishments with 20 to 49 employees	3	X	X	X
	Establishments with 50 to 99 employees	—	X	X	X
	Establishments with 100 to 249 employees	—	X	X	X
	Establishments with 250 to 499 employees	—	X	X	X
	Establishments with 500 to 999 employees	—	X	X	X
	Establishments with 1,000 employees or more	—	X	X	X
424610	Plastics materials and basic forms and shapes merchant wholesalers				
	All establishments	7	125	1 247	5 221
	Establishments with 1 to 4 employees	1	X	X	X
	Establishments with 5 to 9 employees	3	X	X	X
	Establishments with 10 to 19 employees	—	X	X	X
	Establishments with 20 to 49 employees	3	X	X	X
	Establishments with 50 to 99 employees	—	X	X	X
	Establishments with 100 to 249 employees	—	X	X	X
	Establishments with 250 to 499 employees	—	X	X	X
	Establishments with 500 to 999 employees	—	X	X	X
	Establishments with 1,000 employees or more	—	X	X	X
42469	Other chemical and allied products merchant wholesalers				
	All establishments	34	347	4 437	19 026
	Establishments with 1 to 4 employees	13	X	X	X
	Establishments with 5 to 9 employees	8	X	X	X
	Establishments with 10 to 19 employees	6	X	X	X
	Establishments with 20 to 49 employees	7	X	X	X
	Establishments with 50 to 99 employees	—	X	X	X
	Establishments with 100 to 249 employees	—	X	X	X
	Establishments with 250 to 499 employees	—	X	X	X
	Establishments with 500 to 999 employees	—	X	X	X
	Establishments with 1,000 employees or more	—	X	X	X

See footnotes at end of table.

Table 5. Establishments, Employees, and Payroll by Industry and Employment Size of Establishments by County: 2004—Con.

[Excludes most government employees, railroad employees, and self-employed persons. Size class 1 to 4 employees includes establishments having payroll, but no employees, during mid-March pay period. For meaning of abbreviations and symbols, see introductory text. For explanation of terms, see Appendix A. For statement on reliability, see the note at the end of the table and Appendix C]

NAICS code	Geography, kind of business, and employment size class	Establishments (number)	Paid employees for pay period including March 12 (number)	First-quarter payroll (\$1,000)	Annual payroll (\$1,000)
	BURLINGTON—Con.				
42	Wholesale trade—Con.				
424	Nondurable goods merchant wholesalers—Con.				
4246	Chemical and allied products merchant wholesalers—Con.				
42469	Other chemical and allied products merchant wholesalers—Con.				
424690	Other chemical and allied products merchant wholesalers				
	All establishments	34	347	4 437	19 026
	Establishments with 1 to 4 employees	13	X	X	X
	Establishments with 5 to 9 employees	8	X	X	X
	Establishments with 10 to 19 employees	6	X	X	X
	Establishments with 20 to 49 employees	7	X	X	X
	Establishments with 50 to 99 employees	—	X	X	X
	Establishments with 100 to 249 employees	—	X	X	X
	Establishments with 250 to 499 employees	—	X	X	X
	Establishments with 500 to 999 employees	—	X	X	X
	Establishments with 1,000 employees or more	—	X	X	X
4248	Beer, wine, and distilled alcoholic beverage merchant wholesalers				
	All establishments	10	443	8 048	32 774
	Establishments with 1 to 4 employees	—	X	X	X
	Establishments with 5 to 9 employees	1	X	X	X
	Establishments with 10 to 19 employees	1	X	X	X
	Establishments with 20 to 49 employees	7	X	X	X
	Establishments with 50 to 99 employees	—	X	X	X
	Establishments with 100 to 249 employees	1	X	X	X
	Establishments with 250 to 499 employees	—	X	X	X
	Establishments with 500 to 999 employees	—	X	X	X
	Establishments with 1,000 employees or more	—	X	X	X
42482	Wine and distilled alcoholic beverage merchant wholesalers				
	All establishments	10	443	8 048	32 774
	Establishments with 1 to 4 employees	—	X	X	X
	Establishments with 5 to 9 employees	1	X	X	X
	Establishments with 10 to 19 employees	1	X	X	X
	Establishments with 20 to 49 employees	7	X	X	X
	Establishments with 50 to 99 employees	—	X	X	X
	Establishments with 100 to 249 employees	1	X	X	X
	Establishments with 250 to 499 employees	—	X	X	X
	Establishments with 500 to 999 employees	—	X	X	X
	Establishments with 1,000 employees or more	—	X	X	X
424820	Wine and distilled alcoholic beverage merchant wholesalers				
	All establishments	10	443	8 048	32 774
	Establishments with 1 to 4 employees	—	X	X	X
	Establishments with 5 to 9 employees	1	X	X	X
	Establishments with 10 to 19 employees	1	X	X	X
	Establishments with 20 to 49 employees	7	X	X	X
	Establishments with 50 to 99 employees	—	X	X	X
	Establishments with 100 to 249 employees	1	X	X	X
	Establishments with 250 to 499 employees	—	X	X	X
	Establishments with 500 to 999 employees	—	X	X	X
	Establishments with 1,000 employees or more	—	X	X	X
4249	Miscellaneous nondurable goods merchant wholesalers				
	All establishments	34	651	5 339	24 228
	Establishments with 1 to 4 employees	23	X	X	X
	Establishments with 5 to 9 employees	4	X	X	X
	Establishments with 10 to 19 employees	1	X	X	X
	Establishments with 20 to 49 employees	2	X	X	X
	Establishments with 50 to 99 employees	2	X	X	X
	Establishments with 100 to 249 employees	2	X	X	X
	Establishments with 250 to 499 employees	—	X	X	X
	Establishments with 500 to 999 employees	—	X	X	X
	Establishments with 1,000 employees or more	—	X	X	X
42492	Book, periodical, and newspaper merchant wholesalers				
	All establishments	7	183	1 116	4 705
	Establishments with 1 to 4 employees	5	X	X	X
	Establishments with 5 to 9 employees	1	X	X	X
	Establishments with 10 to 19 employees	—	X	X	X
	Establishments with 20 to 49 employees	—	X	X	X
	Establishments with 50 to 99 employees	—	X	X	X
	Establishments with 100 to 249 employees	1	X	X	X
	Establishments with 250 to 499 employees	—	X	X	X
	Establishments with 500 to 999 employees	—	X	X	X
	Establishments with 1,000 employees or more	—	X	X	X
424920	Book, periodical, and newspaper merchant wholesalers				
	All establishments	7	183	1 116	4 705
	Establishments with 1 to 4 employees	5	X	X	X
	Establishments with 5 to 9 employees	1	X	X	X
	Establishments with 10 to 19 employees	—	X	X	X
	Establishments with 20 to 49 employees	—	X	X	X
	Establishments with 50 to 99 employees	—	X	X	X
	Establishments with 100 to 249 employees	1	X	X	X
	Establishments with 250 to 499 employees	—	X	X	X
	Establishments with 500 to 999 employees	—	X	X	X
	Establishments with 1,000 employees or more	—	X	X	X

See footnotes at end of table.

Table 5. Establishments, Employees, and Payroll by Industry and Employment Size of Establishments by County: 2004—Con.

[Excludes most government employees, railroad employees, and self-employed persons. Size class 1 to 4 employees includes establishments having payroll, but no employees, during mid-March pay period. For meaning of abbreviations and symbols, see introductory text. For explanation of terms, see Appendix A. For statement on reliability, see the note at the end of the table and Appendix C]

NAICS code	Geography, kind of business, and employment size class	Establishments (number)	Paid employees for pay period including March 12 (number)	First-quarter payroll (\$1,000)	Annual payroll (\$1,000)
	BURLINGTON—Con.				
42	Wholesale trade—Con.				
424	Nondurable goods merchant wholesalers—Con.				
4249	Miscellaneous nondurable goods merchant wholesalers—Con.				
42495	Paint, varnish, and supplies merchant wholesalers				
	All establishments	3	c	D	D
	Establishments with 1 to 4 employees	1	X	X	X
	Establishments with 5 to 9 employees	—	X	X	X
	Establishments with 10 to 19 employees	—	X	X	X
	Establishments with 20 to 49 employees	—	X	X	X
	Establishments with 50 to 99 employees	2	X	X	X
	Establishments with 100 to 249 employees	—	X	X	X
	Establishments with 250 to 499 employees	—	X	X	X
	Establishments with 500 to 999 employees	—	X	X	X
	Establishments with 1,000 employees or more	—	X	X	X
424950	Paint, varnish, and supplies merchant wholesalers				
	All establishments	3	c	D	D
	Establishments with 1 to 4 employees	1	X	X	X
	Establishments with 5 to 9 employees	—	X	X	X
	Establishments with 10 to 19 employees	—	X	X	X
	Establishments with 20 to 49 employees	—	X	X	X
	Establishments with 50 to 99 employees	2	X	X	X
	Establishments with 100 to 249 employees	—	X	X	X
	Establishments with 250 to 499 employees	—	X	X	X
	Establishments with 500 to 999 employees	—	X	X	X
	Establishments with 1,000 employees or more	—	X	X	X
42499	Other miscellaneous nondurable goods merchant wholesalers				
	All establishments	14	243	2 043	9 146
	Establishments with 1 to 4 employees	12	X	X	X
	Establishments with 5 to 9 employees	1	X	X	X
	Establishments with 10 to 19 employees	—	X	X	X
	Establishments with 20 to 49 employees	—	X	X	X
	Establishments with 50 to 99 employees	—	X	X	X
	Establishments with 100 to 249 employees	1	X	X	X
	Establishments with 250 to 499 employees	—	X	X	X
	Establishments with 500 to 999 employees	—	X	X	X
	Establishments with 1,000 employees or more	—	X	X	X
424990	Other miscellaneous nondurable goods merchant wholesalers				
	All establishments	14	243	2 043	9 146
	Establishments with 1 to 4 employees	12	X	X	X
	Establishments with 5 to 9 employees	1	X	X	X
	Establishments with 10 to 19 employees	—	X	X	X
	Establishments with 20 to 49 employees	—	X	X	X
	Establishments with 50 to 99 employees	—	X	X	X
	Establishments with 100 to 249 employees	1	X	X	X
	Establishments with 250 to 499 employees	—	X	X	X
	Establishments with 500 to 999 employees	—	X	X	X
	Establishments with 1,000 employees or more	—	X	X	X
425	Wholesale electronic markets and agents and brokers				
	All establishments	96	1 101	9 097	37 231
	Establishments with 1 to 4 employees	78	X	X	X
	Establishments with 5 to 9 employees	9	X	X	X
	Establishments with 10 to 19 employees	5	X	X	X
	Establishments with 20 to 49 employees	2	X	X	X
	Establishments with 50 to 99 employees	1	X	X	X
	Establishments with 100 to 249 employees	—	X	X	X
	Establishments with 250 to 499 employees	—	X	X	X
	Establishments with 500 to 999 employees	1	X	X	X
	Establishments with 1,000 employees or more	—	X	X	X
4251	Wholesale electronic markets and agents and brokers				
	All establishments	96	1 101	9 097	37 231
	Establishments with 1 to 4 employees	78	X	X	X
	Establishments with 5 to 9 employees	9	X	X	X
	Establishments with 10 to 19 employees	5	X	X	X
	Establishments with 20 to 49 employees	2	X	X	X
	Establishments with 50 to 99 employees	1	X	X	X
	Establishments with 100 to 249 employees	—	X	X	X
	Establishments with 250 to 499 employees	—	X	X	X
	Establishments with 500 to 999 employees	1	X	X	X
	Establishments with 1,000 employees or more	—	X	X	X
42512	Wholesale trade agents and brokers				
	All establishments	93	1 088	9 040	36 996
	Establishments with 1 to 4 employees	76	X	X	X
	Establishments with 5 to 9 employees	8	X	X	X
	Establishments with 10 to 19 employees	5	X	X	X
	Establishments with 20 to 49 employees	2	X	X	X
	Establishments with 50 to 99 employees	1	X	X	X
	Establishments with 100 to 249 employees	—	X	X	X
	Establishments with 250 to 499 employees	—	X	X	X
	Establishments with 500 to 999 employees	1	X	X	X
	Establishments with 1,000 employees or more	—	X	X	X

See footnotes at end of table.

Table 5. Establishments, Employees, and Payroll by Industry and Employment Size of Establishments by County: 2004—Con.

[Excludes most government employees, railroad employees, and self-employed persons. Size class 1 to 4 employees includes establishments having payroll, but no employees, during mid-March pay period. For meaning of abbreviations and symbols, see introductory text. For explanation of terms, see Appendix A. For statement on reliability, see the note at the end of the table and Appendix C]

NAICS code	Geography, kind of business, and employment size class	Establishments (number)	Paid employees for pay period including March 12 (number)	First-quarter payroll (\$1,000)	Annual payroll (\$1,000)
	BURLINGTON—Con.				
42	Wholesale trade—Con.				
425	Wholesale electronic markets and agents and brokers—Con.				
4251	Wholesale electronic markets and agents and brokers—Con.				
42512	Wholesale trade agents and brokers—Con.				
425120	Wholesale trade agents and brokers				
	All establishments	93	1 088	9 040	36 996
	Establishments with 1 to 4 employees	76	X	X	X
	Establishments with 5 to 9 employees	8	X	X	X
	Establishments with 10 to 19 employees	5	X	X	X
	Establishments with 20 to 49 employees	2	X	X	X
	Establishments with 50 to 99 employees	1	X	X	X
	Establishments with 100 to 249 employees	—	X	X	X
	Establishments with 250 to 499 employees	—	X	X	X
	Establishments with 500 to 999 employees	1	X	X	X
	Establishments with 1,000 employees or more	—	X	X	X
44-45	Retail trade				
	All establishments	1 589	27 525	149 447	637 655
	Establishments with 1 to 4 employees	694	X	X	X
	Establishments with 5 to 9 employees	335	X	X	X
	Establishments with 10 to 19 employees	262	X	X	X
	Establishments with 20 to 49 employees	183	X	X	X
	Establishments with 50 to 99 employees	55	X	X	X
	Establishments with 100 to 249 employees	51	X	X	X
	Establishments with 250 to 499 employees	8	X	X	X
	Establishments with 500 to 999 employees	—	X	X	X
	Establishments with 1,000 employees or more	1	X	X	X
441	Motor vehicle and parts dealers				
	All establishments	149	3 733	35 405	147 113
	Establishments with 1 to 4 employees	41	X	X	X
	Establishments with 5 to 9 employees	32	X	X	X
	Establishments with 10 to 19 employees	29	X	X	X
	Establishments with 20 to 49 employees	22	X	X	X
	Establishments with 50 to 99 employees	16	X	X	X
	Establishments with 100 to 249 employees	9	X	X	X
	Establishments with 250 to 499 employees	—	X	X	X
	Establishments with 500 to 999 employees	—	X	X	X
	Establishments with 1,000 employees or more	—	X	X	X
4411	Automobile dealers				
	All establishments	70	2 722	29 034	120 033
	Establishments with 1 to 4 employees	25	X	X	X
	Establishments with 5 to 9 employees	3	X	X	X
	Establishments with 10 to 19 employees	6	X	X	X
	Establishments with 20 to 49 employees	13	X	X	X
	Establishments with 50 to 99 employees	15	X	X	X
	Establishments with 100 to 249 employees	8	X	X	X
	Establishments with 250 to 499 employees	—	X	X	X
	Establishments with 500 to 999 employees	—	X	X	X
	Establishments with 1,000 employees or more	—	X	X	X
44111	New car dealers				
	All establishments	47	2 637	28 481	117 956
	Establishments with 1 to 4 employees	7	X	X	X
	Establishments with 5 to 9 employees	—	X	X	X
	Establishments with 10 to 19 employees	4	X	X	X
	Establishments with 20 to 49 employees	13	X	X	X
	Establishments with 50 to 99 employees	15	X	X	X
	Establishments with 100 to 249 employees	8	X	X	X
	Establishments with 250 to 499 employees	—	X	X	X
	Establishments with 500 to 999 employees	—	X	X	X
	Establishments with 1,000 employees or more	—	X	X	X
441110	New car dealers				
	All establishments	47	2 637	28 481	117 956
	Establishments with 1 to 4 employees	7	X	X	X
	Establishments with 5 to 9 employees	—	X	X	X
	Establishments with 10 to 19 employees	4	X	X	X
	Establishments with 20 to 49 employees	13	X	X	X
	Establishments with 50 to 99 employees	15	X	X	X
	Establishments with 100 to 249 employees	8	X	X	X
	Establishments with 250 to 499 employees	—	X	X	X
	Establishments with 500 to 999 employees	—	X	X	X
	Establishments with 1,000 employees or more	—	X	X	X
4412	Other motor vehicle dealers				
	All establishments	19	178	1 355	6 797
	Establishments with 1 to 4 employees	6	X	X	X
	Establishments with 5 to 9 employees	6	X	X	X
	Establishments with 10 to 19 employees	6	X	X	X
	Establishments with 20 to 49 employees	1	X	X	X
	Establishments with 50 to 99 employees	—	X	X	X
	Establishments with 100 to 249 employees	—	X	X	X
	Establishments with 250 to 499 employees	—	X	X	X
	Establishments with 500 to 999 employees	—	X	X	X
	Establishments with 1,000 employees or more	—	X	X	X

See footnotes at end of table.

Table 5. Establishments, Employees, and Payroll by Industry and Employment Size of Establishments by County: 2004—Con.

[Excludes most government employees, railroad employees, and self-employed persons. Size class 1 to 4 employees includes establishments having payroll, but no employees, during mid-March pay period. For meaning of abbreviations and symbols, see introductory text. For explanation of terms, see Appendix A. For statement on reliability, see the note at the end of the table and Appendix C]

NAICS code	Geography, kind of business, and employment size class	Establishments (number)	Paid employees for pay period including March 12 (number)	First-quarter payroll (\$1,000)	Annual payroll (\$1,000)
	BURLINGTON—Con.				
44-45	Retail trade—Con.				
441	Motor vehicle and parts dealers—Con.				
4412	Other motor vehicle dealers—Con.				
44122	Motorcycle, boat, and other motor vehicle dealers				
	All establishments	19	178	1 355	6 797
	Establishments with 1 to 4 employees	6	X	X	X
	Establishments with 5 to 9 employees	6	X	X	X
	Establishments with 10 to 19 employees	6	X	X	X
	Establishments with 20 to 49 employees	1	X	X	X
	Establishments with 50 to 99 employees	—	X	X	X
	Establishments with 100 to 249 employees	—	X	X	X
	Establishments with 250 to 499 employees	—	X	X	X
	Establishments with 500 to 999 employees	—	X	X	X
	Establishments with 1,000 employees or more	—	X	X	X
441222	Boat dealers				
	All establishments	12	101	860	4 222
	Establishments with 1 to 4 employees	3	X	X	X
	Establishments with 5 to 9 employees	5	X	X	X
	Establishments with 10 to 19 employees	4	X	X	X
	Establishments with 20 to 49 employees	—	X	X	X
	Establishments with 50 to 99 employees	—	X	X	X
	Establishments with 100 to 249 employees	—	X	X	X
	Establishments with 250 to 499 employees	—	X	X	X
	Establishments with 500 to 999 employees	—	X	X	X
	Establishments with 1,000 employees or more	—	X	X	X
4413	Automotive parts, accessories, and tire stores				
	All establishments	60	833	5 016	20 283
	Establishments with 1 to 4 employees	10	X	X	X
	Establishments with 5 to 9 employees	23	X	X	X
	Establishments with 10 to 19 employees	17	X	X	X
	Establishments with 20 to 49 employees	8	X	X	X
	Establishments with 50 to 99 employees	1	X	X	X
	Establishments with 100 to 249 employees	1	X	X	X
	Establishments with 250 to 499 employees	—	X	X	X
	Establishments with 500 to 999 employees	—	X	X	X
	Establishments with 1,000 employees or more	—	X	X	X
44131	Automotive parts and accessories stores				
	All establishments	38	645	3 526	14 231
	Establishments with 1 to 4 employees	8	X	X	X
	Establishments with 5 to 9 employees	9	X	X	X
	Establishments with 10 to 19 employees	11	X	X	X
	Establishments with 20 to 49 employees	8	X	X	X
	Establishments with 50 to 99 employees	1	X	X	X
	Establishments with 100 to 249 employees	1	X	X	X
	Establishments with 250 to 499 employees	—	X	X	X
	Establishments with 500 to 999 employees	—	X	X	X
	Establishments with 1,000 employees or more	—	X	X	X
441310	Automotive parts and accessories stores				
	All establishments	38	645	3 526	14 231
	Establishments with 1 to 4 employees	8	X	X	X
	Establishments with 5 to 9 employees	9	X	X	X
	Establishments with 10 to 19 employees	11	X	X	X
	Establishments with 20 to 49 employees	8	X	X	X
	Establishments with 50 to 99 employees	1	X	X	X
	Establishments with 100 to 249 employees	1	X	X	X
	Establishments with 250 to 499 employees	—	X	X	X
	Establishments with 500 to 999 employees	—	X	X	X
	Establishments with 1,000 employees or more	—	X	X	X
44132	Tire dealers				
	All establishments	22	188	1 490	6 052
	Establishments with 1 to 4 employees	2	X	X	X
	Establishments with 5 to 9 employees	14	X	X	X
	Establishments with 10 to 19 employees	6	X	X	X
	Establishments with 20 to 49 employees	—	X	X	X
	Establishments with 50 to 99 employees	—	X	X	X
	Establishments with 100 to 249 employees	—	X	X	X
	Establishments with 250 to 499 employees	—	X	X	X
	Establishments with 500 to 999 employees	—	X	X	X
	Establishments with 1,000 employees or more	—	X	X	X
441320	Tire dealers				
	All establishments	22	188	1 490	6 052
	Establishments with 1 to 4 employees	2	X	X	X
	Establishments with 5 to 9 employees	14	X	X	X
	Establishments with 10 to 19 employees	6	X	X	X
	Establishments with 20 to 49 employees	—	X	X	X
	Establishments with 50 to 99 employees	—	X	X	X
	Establishments with 100 to 249 employees	—	X	X	X
	Establishments with 250 to 499 employees	—	X	X	X
	Establishments with 500 to 999 employees	—	X	X	X
	Establishments with 1,000 employees or more	—	X	X	X

See footnotes at end of table.

Table 5. Establishments, Employees, and Payroll by Industry and Employment Size of Establishments by County: 2004—Con.

[Excludes most government employees, railroad employees, and self-employed persons. Size class 1 to 4 employees includes establishments having payroll, but no employees, during mid-March pay period. For meaning of abbreviations and symbols, see introductory text. For explanation of terms, see Appendix A. For statement on reliability, see the note at the end of the table and Appendix C]

NAICS code	Geography, kind of business, and employment size class	Establishments (number)	Paid employees for pay period including March 12 (number)	First-quarter payroll (\$1,000)	Annual payroll (\$1,000)
	BURLINGTON—Con.				
44-45	Retail trade—Con.				
442	Furniture and home furnishings stores				
	All establishments	88	924	4 890	21 287
	Establishments with 1 to 4 employees	45	X	X	X
	Establishments with 5 to 9 employees	15	X	X	X
	Establishments with 10 to 19 employees	10	X	X	X
	Establishments with 20 to 49 employees	15	X	X	X
	Establishments with 50 to 99 employees	3	X	X	X
	Establishments with 100 to 249 employees	—	X	X	X
	Establishments with 250 to 499 employees	—	X	X	X
	Establishments with 500 to 999 employees	—	X	X	X
	Establishments with 1,000 employees or more	—	X	X	X
4421	Furniture stores				
	All establishments	44	369	2 541	11 219
	Establishments with 1 to 4 employees	24	X	X	X
	Establishments with 5 to 9 employees	12	X	X	X
	Establishments with 10 to 19 employees	2	X	X	X
	Establishments with 20 to 49 employees	4	X	X	X
	Establishments with 50 to 99 employees	2	X	X	X
	Establishments with 100 to 249 employees	—	X	X	X
	Establishments with 250 to 499 employees	—	X	X	X
	Establishments with 500 to 999 employees	—	X	X	X
	Establishments with 1,000 employees or more	—	X	X	X
44211	Furniture stores				
	All establishments	44	369	2 541	11 219
	Establishments with 1 to 4 employees	24	X	X	X
	Establishments with 5 to 9 employees	12	X	X	X
	Establishments with 10 to 19 employees	2	X	X	X
	Establishments with 20 to 49 employees	4	X	X	X
	Establishments with 50 to 99 employees	2	X	X	X
	Establishments with 100 to 249 employees	—	X	X	X
	Establishments with 250 to 499 employees	—	X	X	X
	Establishments with 500 to 999 employees	—	X	X	X
	Establishments with 1,000 employees or more	—	X	X	X
442110	Furniture stores				
	All establishments	44	369	2 541	11 219
	Establishments with 1 to 4 employees	24	X	X	X
	Establishments with 5 to 9 employees	12	X	X	X
	Establishments with 10 to 19 employees	2	X	X	X
	Establishments with 20 to 49 employees	4	X	X	X
	Establishments with 50 to 99 employees	2	X	X	X
	Establishments with 100 to 249 employees	—	X	X	X
	Establishments with 250 to 499 employees	—	X	X	X
	Establishments with 500 to 999 employees	—	X	X	X
	Establishments with 1,000 employees or more	—	X	X	X
4422	Home furnishings stores				
	All establishments	44	555	2 349	10 068
	Establishments with 1 to 4 employees	21	X	X	X
	Establishments with 5 to 9 employees	3	X	X	X
	Establishments with 10 to 19 employees	8	X	X	X
	Establishments with 20 to 49 employees	11	X	X	X
	Establishments with 50 to 99 employees	1	X	X	X
	Establishments with 100 to 249 employees	—	X	X	X
	Establishments with 250 to 499 employees	—	X	X	X
	Establishments with 500 to 999 employees	—	X	X	X
	Establishments with 1,000 employees or more	—	X	X	X
44229	Other home furnishings stores				
	All establishments	29	460	1 521	6 417
	Establishments with 1 to 4 employees	12	X	X	X
	Establishments with 5 to 9 employees	—	X	X	X
	Establishments with 10 to 19 employees	7	X	X	X
	Establishments with 20 to 49 employees	9	X	X	X
	Establishments with 50 to 99 employees	1	X	X	X
	Establishments with 100 to 249 employees	—	X	X	X
	Establishments with 250 to 499 employees	—	X	X	X
	Establishments with 500 to 999 employees	—	X	X	X
	Establishments with 1,000 employees or more	—	X	X	X
442299	All other home furnishings stores				
	All establishments	25	442	1 436	6 029
	Establishments with 1 to 4 employees	9	X	X	X
	Establishments with 5 to 9 employees	—	X	X	X
	Establishments with 10 to 19 employees	6	X	X	X
	Establishments with 20 to 49 employees	9	X	X	X
	Establishments with 50 to 99 employees	1	X	X	X
	Establishments with 100 to 249 employees	—	X	X	X
	Establishments with 250 to 499 employees	—	X	X	X
	Establishments with 500 to 999 employees	—	X	X	X
	Establishments with 1,000 employees or more	—	X	X	X

See footnotes at end of table.

Table 5. Establishments, Employees, and Payroll by Industry and Employment Size of Establishments by County: 2004—Con.

[Excludes most government employees, railroad employees, and self-employed persons. Size class 1 to 4 employees includes establishments having payroll, but no employees, during mid-March pay period. For meaning of abbreviations and symbols, see introductory text. For explanation of terms, see Appendix A. For statement on reliability, see the note at the end of the table and Appendix C]

NAICS code	Geography, kind of business, and employment size class	Establishments (number)	Paid employees for pay period including March 12 (number)	First-quarter payroll (\$1,000)	Annual payroll (\$1,000)
	BURLINGTON—Con.				
44-45	Retail trade—Con.				
443	Electronics and appliance stores				
	All establishments	77	640	3 476	14 051
	Establishments with 1 to 4 employees	50	X	X	X
	Establishments with 5 to 9 employees	16	X	X	X
	Establishments with 10 to 19 employees	4	X	X	X
	Establishments with 20 to 49 employees	5	X	X	X
	Establishments with 50 to 99 employees	—	X	X	X
	Establishments with 100 to 249 employees	2	X	X	X
	Establishments with 250 to 499 employees	—	X	X	X
	Establishments with 500 to 999 employees	—	X	X	X
	Establishments with 1,000 employees or more	—	X	X	X
4431	Electronics and appliance stores				
	All establishments	77	640	3 476	14 051
	Establishments with 1 to 4 employees	50	X	X	X
	Establishments with 5 to 9 employees	16	X	X	X
	Establishments with 10 to 19 employees	4	X	X	X
	Establishments with 20 to 49 employees	5	X	X	X
	Establishments with 50 to 99 employees	—	X	X	X
	Establishments with 100 to 249 employees	2	X	X	X
	Establishments with 250 to 499 employees	—	X	X	X
	Establishments with 500 to 999 employees	—	X	X	X
	Establishments with 1,000 employees or more	—	X	X	X
44311	Appliance, television, and other electronics stores				
	All establishments	47	409	2 286	9 684
	Establishments with 1 to 4 employees	33	X	X	X
	Establishments with 5 to 9 employees	5	X	X	X
	Establishments with 10 to 19 employees	4	X	X	X
	Establishments with 20 to 49 employees	4	X	X	X
	Establishments with 50 to 99 employees	—	X	X	X
	Establishments with 100 to 249 employees	1	X	X	X
	Establishments with 250 to 499 employees	—	X	X	X
	Establishments with 500 to 999 employees	—	X	X	X
	Establishments with 1,000 employees or more	—	X	X	X
443112	Radio, television, and other electronics stores				
	All establishments	38	364	1 986	8 307
	Establishments with 1 to 4 employees	25	X	X	X
	Establishments with 5 to 9 employees	5	X	X	X
	Establishments with 10 to 19 employees	4	X	X	X
	Establishments with 20 to 49 employees	3	X	X	X
	Establishments with 50 to 99 employees	—	X	X	X
	Establishments with 100 to 249 employees	1	X	X	X
	Establishments with 250 to 499 employees	—	X	X	X
	Establishments with 500 to 999 employees	—	X	X	X
	Establishments with 1,000 employees or more	—	X	X	X
44312	Computer and software stores				
	All establishments	26	c	D	D
	Establishments with 1 to 4 employees	15	X	X	X
	Establishments with 5 to 9 employees	9	X	X	X
	Establishments with 10 to 19 employees	—	X	X	X
	Establishments with 20 to 49 employees	1	X	X	X
	Establishments with 50 to 99 employees	—	X	X	X
	Establishments with 100 to 249 employees	1	X	X	X
	Establishments with 250 to 499 employees	—	X	X	X
	Establishments with 500 to 999 employees	—	X	X	X
	Establishments with 1,000 employees or more	—	X	X	X
443120	Computer and software stores				
	All establishments	26	c	D	D
	Establishments with 1 to 4 employees	15	X	X	X
	Establishments with 5 to 9 employees	9	X	X	X
	Establishments with 10 to 19 employees	—	X	X	X
	Establishments with 20 to 49 employees	1	X	X	X
	Establishments with 50 to 99 employees	—	X	X	X
	Establishments with 100 to 249 employees	1	X	X	X
	Establishments with 250 to 499 employees	—	X	X	X
	Establishments with 500 to 999 employees	—	X	X	X
	Establishments with 1,000 employees or more	—	X	X	X
444	Building material and garden equipment and supplies dealers				
	All establishments	119	1 896	12 800	58 889
	Establishments with 1 to 4 employees	53	X	X	X
	Establishments with 5 to 9 employees	28	X	X	X
	Establishments with 10 to 19 employees	22	X	X	X
	Establishments with 20 to 49 employees	9	X	X	X
	Establishments with 50 to 99 employees	1	X	X	X
	Establishments with 100 to 249 employees	6	X	X	X
	Establishments with 250 to 499 employees	—	X	X	X
	Establishments with 500 to 999 employees	—	X	X	X
	Establishments with 1,000 employees or more	—	X	X	X

See footnotes at end of table.

Table 5. Establishments, Employees, and Payroll by Industry and Employment Size of Establishments by County: 2004—Con.

[Excludes most government employees, railroad employees, and self-employed persons. Size class 1 to 4 employees includes establishments having payroll, but no employees, during mid-March pay period. For meaning of abbreviations and symbols, see introductory text. For explanation of terms, see Appendix A. For statement on reliability, see the note at the end of the table and Appendix C]

NAICS code	Geography, kind of business, and employment size class	Establishments (number)	Paid employees for pay period including March 12 (number)	First-quarter payroll (\$1,000)	Annual payroll (\$1,000)
	BURLINGTON—Con.				
44-45	Retail trade—Con.				
444	Building material and garden equipment and supplies dealers—Con.				
4441	Building material and supplies dealers				
	All establishments	81	1 497	11 150	48 423
	Establishments with 1 to 4 employees	39	X	X	X
	Establishments with 5 to 9 employees	18	X	X	X
	Establishments with 10 to 19 employees	15	X	X	X
	Establishments with 20 to 49 employees	2	X	X	X
	Establishments with 50 to 99 employees	1	X	X	X
	Establishments with 100 to 249 employees	6	X	X	X
	Establishments with 250 to 499 employees	—	X	X	X
	Establishments with 500 to 999 employees	—	X	X	X
	Establishments with 1,000 employees or more	—	X	X	X
44411	Home centers				
	All establishments	8	g	D	D
	Establishments with 1 to 4 employees	1	X	X	X
	Establishments with 5 to 9 employees	1	X	X	X
	Establishments with 10 to 19 employees	—	X	X	X
	Establishments with 20 to 49 employees	—	X	X	X
	Establishments with 50 to 99 employees	—	X	X	X
	Establishments with 100 to 249 employees	6	X	X	X
	Establishments with 250 to 499 employees	—	X	X	X
	Establishments with 500 to 999 employees	—	X	X	X
	Establishments with 1,000 employees or more	—	X	X	X
444110	Home centers				
	All establishments	8	g	D	D
	Establishments with 1 to 4 employees	1	X	X	X
	Establishments with 5 to 9 employees	1	X	X	X
	Establishments with 10 to 19 employees	—	X	X	X
	Establishments with 20 to 49 employees	—	X	X	X
	Establishments with 50 to 99 employees	—	X	X	X
	Establishments with 100 to 249 employees	6	X	X	X
	Establishments with 250 to 499 employees	—	X	X	X
	Establishments with 500 to 999 employees	—	X	X	X
	Establishments with 1,000 employees or more	—	X	X	X
44419	Other building material dealers				
	All establishments	39	301	3 514	18 514
	Establishments with 1 to 4 employees	19	X	X	X
	Establishments with 5 to 9 employees	8	X	X	X
	Establishments with 10 to 19 employees	10	X	X	X
	Establishments with 20 to 49 employees	1	X	X	X
	Establishments with 50 to 99 employees	1	X	X	X
	Establishments with 100 to 249 employees	—	X	X	X
	Establishments with 250 to 499 employees	—	X	X	X
	Establishments with 500 to 999 employees	—	X	X	X
	Establishments with 1,000 employees or more	—	X	X	X
444190	Other building material dealers				
	All establishments	39	301	3 514	18 514
	Establishments with 1 to 4 employees	19	X	X	X
	Establishments with 5 to 9 employees	8	X	X	X
	Establishments with 10 to 19 employees	10	X	X	X
	Establishments with 20 to 49 employees	1	X	X	X
	Establishments with 50 to 99 employees	1	X	X	X
	Establishments with 100 to 249 employees	—	X	X	X
	Establishments with 250 to 499 employees	—	X	X	X
	Establishments with 500 to 999 employees	—	X	X	X
	Establishments with 1,000 employees or more	—	X	X	X
4442	Lawn and garden equipment and supplies stores				
	All establishments	38	399	1 650	10 466
	Establishments with 1 to 4 employees	14	X	X	X
	Establishments with 5 to 9 employees	10	X	X	X
	Establishments with 10 to 19 employees	7	X	X	X
	Establishments with 20 to 49 employees	7	X	X	X
	Establishments with 50 to 99 employees	—	X	X	X
	Establishments with 100 to 249 employees	—	X	X	X
	Establishments with 250 to 499 employees	—	X	X	X
	Establishments with 500 to 999 employees	—	X	X	X
	Establishments with 1,000 employees or more	—	X	X	X
44422	Nursery, garden center, and farm supply stores				
	All establishments	33	364	1 478	9 729
	Establishments with 1 to 4 employees	13	X	X	X
	Establishments with 5 to 9 employees	7	X	X	X
	Establishments with 10 to 19 employees	6	X	X	X
	Establishments with 20 to 49 employees	7	X	X	X
	Establishments with 50 to 99 employees	—	X	X	X
	Establishments with 100 to 249 employees	—	X	X	X
	Establishments with 250 to 499 employees	—	X	X	X
	Establishments with 500 to 999 employees	—	X	X	X
	Establishments with 1,000 employees or more	—	X	X	X

See footnotes at end of table.

Table 5. Establishments, Employees, and Payroll by Industry and Employment Size of Establishments by County: 2004—Con.

[Excludes most government employees, railroad employees, and self-employed persons. Size class 1 to 4 employees includes establishments having payroll, but no employees, during mid-March pay period. For meaning of abbreviations and symbols, see introductory text. For explanation of terms, see Appendix A. For statement on reliability, see the note at the end of the table and Appendix C]

NAICS code	Geography, kind of business, and employment size class	Establishments (number)	Paid employees for pay period including March 12 (number)	First-quarter payroll (\$1,000)	Annual payroll (\$1,000)
	BURLINGTON—Con.				
44-45	Retail trade—Con.				
444	Building material and garden equipment and supplies dealers—Con.				
4442	Lawn and garden equipment and supplies stores—Con.				
44422	Nursery, garden center, and farm supply stores—Con.				
444220	Nursery, garden center, and farm supply stores				
	All establishments	33	364	1 478	9 729
	Establishments with 1 to 4 employees	13	X	X	X
	Establishments with 5 to 9 employees	7	X	X	X
	Establishments with 10 to 19 employees	6	X	X	X
	Establishments with 20 to 49 employees	7	X	X	X
	Establishments with 50 to 99 employees	—	X	X	X
	Establishments with 100 to 249 employees	—	X	X	X
	Establishments with 250 to 499 employees	—	X	X	X
	Establishments with 500 to 999 employees	—	X	X	X
	Establishments with 1,000 employees or more	—	X	X	X
445	Food and beverage stores				
	All establishments	259	5 895	26 816	115 364
	Establishments with 1 to 4 employees	100	X	X	X
	Establishments with 5 to 9 employees	47	X	X	X
	Establishments with 10 to 19 employees	44	X	X	X
	Establishments with 20 to 49 employees	43	X	X	X
	Establishments with 50 to 99 employees	5	X	X	X
	Establishments with 100 to 249 employees	19	X	X	X
	Establishments with 250 to 499 employees	1	X	X	X
	Establishments with 500 to 999 employees	—	X	X	X
	Establishments with 1,000 employees or more	—	X	X	X
4451	Grocery stores				
	All establishments	163	5 045	23 752	101 282
	Establishments with 1 to 4 employees	55	X	X	X
	Establishments with 5 to 9 employees	25	X	X	X
	Establishments with 10 to 19 employees	27	X	X	X
	Establishments with 20 to 49 employees	31	X	X	X
	Establishments with 50 to 99 employees	5	X	X	X
	Establishments with 100 to 249 employees	19	X	X	X
	Establishments with 250 to 499 employees	1	X	X	X
	Establishments with 500 to 999 employees	—	X	X	X
	Establishments with 1,000 employees or more	—	X	X	X
44511	Supermarkets and other grocery (except convenience) stores				
	All establishments	88	4 098	20 357	85 157
	Establishments with 1 to 4 employees	32	X	X	X
	Establishments with 5 to 9 employees	11	X	X	X
	Establishments with 10 to 19 employees	11	X	X	X
	Establishments with 20 to 49 employees	10	X	X	X
	Establishments with 50 to 99 employees	4	X	X	X
	Establishments with 100 to 249 employees	19	X	X	X
	Establishments with 250 to 499 employees	1	X	X	X
	Establishments with 500 to 999 employees	—	X	X	X
	Establishments with 1,000 employees or more	—	X	X	X
445110	Supermarkets and other grocery (except convenience) stores				
	All establishments	88	4 098	20 357	85 157
	Establishments with 1 to 4 employees	32	X	X	X
	Establishments with 5 to 9 employees	11	X	X	X
	Establishments with 10 to 19 employees	11	X	X	X
	Establishments with 20 to 49 employees	10	X	X	X
	Establishments with 50 to 99 employees	4	X	X	X
	Establishments with 100 to 249 employees	19	X	X	X
	Establishments with 250 to 499 employees	1	X	X	X
	Establishments with 500 to 999 employees	—	X	X	X
	Establishments with 1,000 employees or more	—	X	X	X
44512	Convenience stores				
	All establishments	75	947	3 395	16 125
	Establishments with 1 to 4 employees	23	X	X	X
	Establishments with 5 to 9 employees	14	X	X	X
	Establishments with 10 to 19 employees	16	X	X	X
	Establishments with 20 to 49 employees	21	X	X	X
	Establishments with 50 to 99 employees	1	X	X	X
	Establishments with 100 to 249 employees	—	X	X	X
	Establishments with 250 to 499 employees	—	X	X	X
	Establishments with 500 to 999 employees	—	X	X	X
	Establishments with 1,000 employees or more	—	X	X	X
445120	Convenience stores				
	All establishments	75	947	3 395	16 125
	Establishments with 1 to 4 employees	23	X	X	X
	Establishments with 5 to 9 employees	14	X	X	X
	Establishments with 10 to 19 employees	16	X	X	X
	Establishments with 20 to 49 employees	21	X	X	X
	Establishments with 50 to 99 employees	1	X	X	X
	Establishments with 100 to 249 employees	—	X	X	X
	Establishments with 250 to 499 employees	—	X	X	X
	Establishments with 500 to 999 employees	—	X	X	X
	Establishments with 1,000 employees or more	—	X	X	X

See footnotes at end of table.

Table 5. Establishments, Employees, and Payroll by Industry and Employment Size of Establishments by County: 2004—Con.

[Excludes most government employees, railroad employees, and self-employed persons. Size class 1 to 4 employees includes establishments having payroll, but no employees, during mid-March pay period. For meaning of abbreviations and symbols, see introductory text. For explanation of terms, see Appendix A. For statement on reliability, see the note at the end of the table and Appendix C]

NAICS code	Geography, kind of business, and employment size class	Establishments (number)	Paid employees for pay period including March 12 (number)	First-quarter payroll (\$1,000)	Annual payroll (\$1,000)
	BURLINGTON—Con.				
44-45	Retail trade—Con.				
445	Food and beverage stores—Con.				
4452	Specialty food stores				
	All establishments	44	348	1 179	5 724
	Establishments with 1 to 4 employees	25	X	X	X
	Establishments with 5 to 9 employees	8	X	X	X
	Establishments with 10 to 19 employees	5	X	X	X
	Establishments with 20 to 49 employees	6	X	X	X
	Establishments with 50 to 99 employees	—	X	X	X
	Establishments with 100 to 249 employees	—	X	X	X
	Establishments with 250 to 499 employees	—	X	X	X
	Establishments with 500 to 999 employees	—	X	X	X
	Establishments with 1,000 employees or more	—	X	X	X
44523	Fruit and vegetable markets				
	All establishments	12	108	506	2 483
	Establishments with 1 to 4 employees	6	X	X	X
	Establishments with 5 to 9 employees	2	X	X	X
	Establishments with 10 to 19 employees	1	X	X	X
	Establishments with 20 to 49 employees	3	X	X	X
	Establishments with 50 to 99 employees	—	X	X	X
	Establishments with 100 to 249 employees	—	X	X	X
	Establishments with 250 to 499 employees	—	X	X	X
	Establishments with 500 to 999 employees	—	X	X	X
	Establishments with 1,000 employees or more	—	X	X	X
445230	Fruit and vegetable markets				
	All establishments	12	108	506	2 483
	Establishments with 1 to 4 employees	6	X	X	X
	Establishments with 5 to 9 employees	2	X	X	X
	Establishments with 10 to 19 employees	1	X	X	X
	Establishments with 20 to 49 employees	3	X	X	X
	Establishments with 50 to 99 employees	—	X	X	X
	Establishments with 100 to 249 employees	—	X	X	X
	Establishments with 250 to 499 employees	—	X	X	X
	Establishments with 500 to 999 employees	—	X	X	X
	Establishments with 1,000 employees or more	—	X	X	X
44529	Other specialty food stores				
	All establishments	25	191	453	2 244
	Establishments with 1 to 4 employees	16	X	X	X
	Establishments with 5 to 9 employees	4	X	X	X
	Establishments with 10 to 19 employees	2	X	X	X
	Establishments with 20 to 49 employees	3	X	X	X
	Establishments with 50 to 99 employees	—	X	X	X
	Establishments with 100 to 249 employees	—	X	X	X
	Establishments with 250 to 499 employees	—	X	X	X
	Establishments with 500 to 999 employees	—	X	X	X
	Establishments with 1,000 employees or more	—	X	X	X
445299	All other specialty food stores				
	All establishments	12	142	323	1 677
	Establishments with 1 to 4 employees	7	X	X	X
	Establishments with 5 to 9 employees	1	X	X	X
	Establishments with 10 to 19 employees	1	X	X	X
	Establishments with 20 to 49 employees	3	X	X	X
	Establishments with 50 to 99 employees	—	X	X	X
	Establishments with 100 to 249 employees	—	X	X	X
	Establishments with 250 to 499 employees	—	X	X	X
	Establishments with 500 to 999 employees	—	X	X	X
	Establishments with 1,000 employees or more	—	X	X	X
4453	Beer, wine, and liquor stores				
	All establishments	52	502	1 885	8 358
	Establishments with 1 to 4 employees	20	X	X	X
	Establishments with 5 to 9 employees	14	X	X	X
	Establishments with 10 to 19 employees	12	X	X	X
	Establishments with 20 to 49 employees	6	X	X	X
	Establishments with 50 to 99 employees	—	X	X	X
	Establishments with 100 to 249 employees	—	X	X	X
	Establishments with 250 to 499 employees	—	X	X	X
	Establishments with 500 to 999 employees	—	X	X	X
	Establishments with 1,000 employees or more	—	X	X	X
44531	Beer, wine, and liquor stores				
	All establishments	52	502	1 885	8 358
	Establishments with 1 to 4 employees	20	X	X	X
	Establishments with 5 to 9 employees	14	X	X	X
	Establishments with 10 to 19 employees	12	X	X	X
	Establishments with 20 to 49 employees	6	X	X	X
	Establishments with 50 to 99 employees	—	X	X	X
	Establishments with 100 to 249 employees	—	X	X	X
	Establishments with 250 to 499 employees	—	X	X	X
	Establishments with 500 to 999 employees	—	X	X	X
	Establishments with 1,000 employees or more	—	X	X	X

See footnotes at end of table.

Table 5. Establishments, Employees, and Payroll by Industry and Employment Size of Establishments by County: 2004—Con.

[Excludes most government employees, railroad employees, and self-employed persons. Size class 1 to 4 employees includes establishments having payroll, but no employees, during mid-March pay period. For meaning of abbreviations and symbols, see introductory text. For explanation of terms, see Appendix A. For statement on reliability, see the note at the end of the table and Appendix C]

NAICS code	Geography, kind of business, and employment size class	Establishments (number)	Paid employees for pay period including March 12 (number)	First-quarter payroll (\$1,000)	Annual payroll (\$1,000)
	BURLINGTON—Con.				
44-45	Retail trade—Con.				
445	Food and beverage stores—Con.				
4453	Beer, wine, and liquor stores—Con.				
44531	Beer, wine, and liquor stores—Con.				
445310	Beer, wine, and liquor stores				
	All establishments	52	502	1 885	8 358
	Establishments with 1 to 4 employees	20	X	X	X
	Establishments with 5 to 9 employees	14	X	X	X
	Establishments with 10 to 19 employees	12	X	X	X
	Establishments with 20 to 49 employees	6	X	X	X
	Establishments with 50 to 99 employees	—	X	X	X
	Establishments with 100 to 249 employees	—	X	X	X
	Establishments with 250 to 499 employees	—	X	X	X
	Establishments with 500 to 999 employees	—	X	X	X
	Establishments with 1,000 employees or more	—	X	X	X
446	Health and personal care stores				
	All establishments	142	1 994	7 856	34 234
	Establishments with 1 to 4 employees	53	X	X	X
	Establishments with 5 to 9 employees	29	X	X	X
	Establishments with 10 to 19 employees	25	X	X	X
	Establishments with 20 to 49 employees	30	X	X	X
	Establishments with 50 to 99 employees	4	X	X	X
	Establishments with 100 to 249 employees	1	X	X	X
	Establishments with 250 to 499 employees	—	X	X	X
	Establishments with 500 to 999 employees	—	X	X	X
	Establishments with 1,000 employees or more	—	X	X	X
4461	Health and personal care stores				
	All establishments	142	1 994	7 856	34 234
	Establishments with 1 to 4 employees	53	X	X	X
	Establishments with 5 to 9 employees	29	X	X	X
	Establishments with 10 to 19 employees	25	X	X	X
	Establishments with 20 to 49 employees	30	X	X	X
	Establishments with 50 to 99 employees	4	X	X	X
	Establishments with 100 to 249 employees	1	X	X	X
	Establishments with 250 to 499 employees	—	X	X	X
	Establishments with 500 to 999 employees	—	X	X	X
	Establishments with 1,000 employees or more	—	X	X	X
44611	Pharmacies and drug stores				
	All establishments	64	1 478	5 941	26 188
	Establishments with 1 to 4 employees	8	X	X	X
	Establishments with 5 to 9 employees	9	X	X	X
	Establishments with 10 to 19 employees	17	X	X	X
	Establishments with 20 to 49 employees	26	X	X	X
	Establishments with 50 to 99 employees	3	X	X	X
	Establishments with 100 to 249 employees	1	X	X	X
	Establishments with 250 to 499 employees	—	X	X	X
	Establishments with 500 to 999 employees	—	X	X	X
	Establishments with 1,000 employees or more	—	X	X	X
446110	Pharmacies and drug stores				
	All establishments	64	1 478	5 941	26 188
	Establishments with 1 to 4 employees	8	X	X	X
	Establishments with 5 to 9 employees	9	X	X	X
	Establishments with 10 to 19 employees	17	X	X	X
	Establishments with 20 to 49 employees	26	X	X	X
	Establishments with 50 to 99 employees	3	X	X	X
	Establishments with 100 to 249 employees	1	X	X	X
	Establishments with 250 to 499 employees	—	X	X	X
	Establishments with 500 to 999 employees	—	X	X	X
	Establishments with 1,000 employees or more	—	X	X	X
44612	Cosmetics, beauty supplies, and perfume stores				
	All establishments	23	276	598	2 344
	Establishments with 1 to 4 employees	13	X	X	X
	Establishments with 5 to 9 employees	2	X	X	X
	Establishments with 10 to 19 employees	3	X	X	X
	Establishments with 20 to 49 employees	4	X	X	X
	Establishments with 50 to 99 employees	1	X	X	X
	Establishments with 100 to 249 employees	—	X	X	X
	Establishments with 250 to 499 employees	—	X	X	X
	Establishments with 500 to 999 employees	—	X	X	X
	Establishments with 1,000 employees or more	—	X	X	X
446120	Cosmetics, beauty supplies, and perfume stores				
	All establishments	23	276	598	2 344
	Establishments with 1 to 4 employees	13	X	X	X
	Establishments with 5 to 9 employees	2	X	X	X
	Establishments with 10 to 19 employees	3	X	X	X
	Establishments with 20 to 49 employees	4	X	X	X
	Establishments with 50 to 99 employees	1	X	X	X
	Establishments with 100 to 249 employees	—	X	X	X
	Establishments with 250 to 499 employees	—	X	X	X
	Establishments with 500 to 999 employees	—	X	X	X
	Establishments with 1,000 employees or more	—	X	X	X

See footnotes at end of table.

Table 5. Establishments, Employees, and Payroll by Industry and Employment Size of Establishments by County: 2004—Con.

[Excludes most government employees, railroad employees, and self-employed persons. Size class 1 to 4 employees includes establishments having payroll, but no employees, during mid-March pay period. For meaning of abbreviations and symbols, see introductory text. For explanation of terms, see Appendix A. For statement on reliability, see the note at the end of the table and Appendix C]

NAICS code	Geography, kind of business, and employment size class	Establishments (number)	Paid employees for pay period including March 12 (number)	First-quarter payroll (\$1,000)	Annual payroll (\$1,000)
	BURLINGTON—Con.				
44-45	Retail trade—Con.				
446	Health and personal care stores—Con.				
4461	Health and personal care stores—Con.				
44613	Optical goods stores				
	All establishments	20	116	710	2 783
	Establishments with 1 to 4 employees	8	X	X	X
	Establishments with 5 to 9 employees	9	X	X	X
	Establishments with 10 to 19 employees	3	X	X	X
	Establishments with 20 to 49 employees	—	X	X	X
	Establishments with 50 to 99 employees	—	X	X	X
	Establishments with 100 to 249 employees	—	X	X	X
	Establishments with 250 to 499 employees	—	X	X	X
	Establishments with 500 to 999 employees	—	X	X	X
	Establishments with 1,000 employees or more	—	X	X	X
446130	Optical goods stores				
	All establishments	20	116	710	2 783
	Establishments with 1 to 4 employees	8	X	X	X
	Establishments with 5 to 9 employees	9	X	X	X
	Establishments with 10 to 19 employees	3	X	X	X
	Establishments with 20 to 49 employees	—	X	X	X
	Establishments with 50 to 99 employees	—	X	X	X
	Establishments with 100 to 249 employees	—	X	X	X
	Establishments with 250 to 499 employees	—	X	X	X
	Establishments with 500 to 999 employees	—	X	X	X
	Establishments with 1,000 employees or more	—	X	X	X
44619	Other health and personal care stores				
	All establishments	35	124	607	2 919
	Establishments with 1 to 4 employees	24	X	X	X
	Establishments with 5 to 9 employees	9	X	X	X
	Establishments with 10 to 19 employees	2	X	X	X
	Establishments with 20 to 49 employees	—	X	X	X
	Establishments with 50 to 99 employees	—	X	X	X
	Establishments with 100 to 249 employees	—	X	X	X
	Establishments with 250 to 499 employees	—	X	X	X
	Establishments with 500 to 999 employees	—	X	X	X
	Establishments with 1,000 employees or more	—	X	X	X
447	Gasoline stations				
	All establishments	135	1 127	4 989	20 960
	Establishments with 1 to 4 employees	73	X	X	X
	Establishments with 5 to 9 employees	30	X	X	X
	Establishments with 10 to 19 employees	22	X	X	X
	Establishments with 20 to 49 employees	7	X	X	X
	Establishments with 50 to 99 employees	2	X	X	X
	Establishments with 100 to 249 employees	1	X	X	X
	Establishments with 250 to 499 employees	—	X	X	X
	Establishments with 500 to 999 employees	—	X	X	X
	Establishments with 1,000 employees or more	—	X	X	X
4471	Gasoline stations				
	All establishments	135	1 127	4 989	20 960
	Establishments with 1 to 4 employees	73	X	X	X
	Establishments with 5 to 9 employees	30	X	X	X
	Establishments with 10 to 19 employees	22	X	X	X
	Establishments with 20 to 49 employees	7	X	X	X
	Establishments with 50 to 99 employees	2	X	X	X
	Establishments with 100 to 249 employees	1	X	X	X
	Establishments with 250 to 499 employees	—	X	X	X
	Establishments with 500 to 999 employees	—	X	X	X
	Establishments with 1,000 employees or more	—	X	X	X
44711	Gasoline stations with convenience stores				
	All establishments	45	432	1 612	6 635
	Establishments with 1 to 4 employees	20	X	X	X
	Establishments with 5 to 9 employees	8	X	X	X
	Establishments with 10 to 19 employees	11	X	X	X
	Establishments with 20 to 49 employees	5	X	X	X
	Establishments with 50 to 99 employees	1	X	X	X
	Establishments with 100 to 249 employees	—	X	X	X
	Establishments with 250 to 499 employees	—	X	X	X
	Establishments with 500 to 999 employees	—	X	X	X
	Establishments with 1,000 employees or more	—	X	X	X
447110	Gasoline stations with convenience stores				
	All establishments	45	432	1 612	6 635
	Establishments with 1 to 4 employees	20	X	X	X
	Establishments with 5 to 9 employees	8	X	X	X
	Establishments with 10 to 19 employees	11	X	X	X
	Establishments with 20 to 49 employees	5	X	X	X
	Establishments with 50 to 99 employees	1	X	X	X
	Establishments with 100 to 249 employees	—	X	X	X
	Establishments with 250 to 499 employees	—	X	X	X
	Establishments with 500 to 999 employees	—	X	X	X
	Establishments with 1,000 employees or more	—	X	X	X

See footnotes at end of table.

Table 5. Establishments, Employees, and Payroll by Industry and Employment Size of Establishments by County: 2004—Con.

[Excludes most government employees, railroad employees, and self-employed persons. Size class 1 to 4 employees includes establishments having payroll, but no employees, during mid-March pay period. For meaning of abbreviations and symbols, see introductory text. For explanation of terms, see Appendix A. For statement on reliability, see the note at the end of the table and Appendix C]

NAICS code	Geography, kind of business, and employment size class	Establishments (number)	Paid employees for pay period including March 12 (number)	First-quarter payroll (\$1,000)	Annual payroll (\$1,000)
	BURLINGTON—Con.				
44-45	Retail trade—Con.				
447	Gasoline stations—Con.				
4471	Gasoline stations—Con.				
44719	Other gasoline stations				
	All establishments	90	695	3 377	14 325
	Establishments with 1 to 4 employees	53	X	X	X
	Establishments with 5 to 9 employees	22	X	X	X
	Establishments with 10 to 19 employees	11	X	X	X
	Establishments with 20 to 49 employees	2	X	X	X
	Establishments with 50 to 99 employees	1	X	X	X
	Establishments with 100 to 249 employees	1	X	X	X
	Establishments with 250 to 499 employees	—	X	X	X
	Establishments with 500 to 999 employees	—	X	X	X
	Establishments with 1,000 employees or more	—	X	X	X
447190	Other gasoline stations				
	All establishments	90	695	3 377	14 325
	Establishments with 1 to 4 employees	53	X	X	X
	Establishments with 5 to 9 employees	22	X	X	X
	Establishments with 10 to 19 employees	11	X	X	X
	Establishments with 20 to 49 employees	2	X	X	X
	Establishments with 50 to 99 employees	1	X	X	X
	Establishments with 100 to 249 employees	1	X	X	X
	Establishments with 250 to 499 employees	—	X	X	X
	Establishments with 500 to 999 employees	—	X	X	X
	Establishments with 1,000 employees or more	—	X	X	X
448	Clothing and clothing accessories stores				
	All establishments	206	2 872	10 292	42 501
	Establishments with 1 to 4 employees	66	X	X	X
	Establishments with 5 to 9 employees	57	X	X	X
	Establishments with 10 to 19 employees	47	X	X	X
	Establishments with 20 to 49 employees	23	X	X	X
	Establishments with 50 to 99 employees	12	X	X	X
	Establishments with 100 to 249 employees	—	X	X	X
	Establishments with 250 to 499 employees	1	X	X	X
	Establishments with 500 to 999 employees	—	X	X	X
	Establishments with 1,000 employees or more	—	X	X	X
4481	Clothing stores				
	All establishments	127	2 350	7 762	31 661
	Establishments with 1 to 4 employees	31	X	X	X
	Establishments with 5 to 9 employees	32	X	X	X
	Establishments with 10 to 19 employees	33	X	X	X
	Establishments with 20 to 49 employees	18	X	X	X
	Establishments with 50 to 99 employees	12	X	X	X
	Establishments with 100 to 249 employees	—	X	X	X
	Establishments with 250 to 499 employees	1	X	X	X
	Establishments with 500 to 999 employees	—	X	X	X
	Establishments with 1,000 employees or more	—	X	X	X
44811	Men's clothing stores				
	All establishments	15	105	542	2 103
	Establishments with 1 to 4 employees	5	X	X	X
	Establishments with 5 to 9 employees	7	X	X	X
	Establishments with 10 to 19 employees	2	X	X	X
	Establishments with 20 to 49 employees	1	X	X	X
	Establishments with 50 to 99 employees	—	X	X	X
	Establishments with 100 to 249 employees	—	X	X	X
	Establishments with 250 to 499 employees	—	X	X	X
	Establishments with 500 to 999 employees	—	X	X	X
	Establishments with 1,000 employees or more	—	X	X	X
448110	Men's clothing stores				
	All establishments	15	105	542	2 103
	Establishments with 1 to 4 employees	5	X	X	X
	Establishments with 5 to 9 employees	7	X	X	X
	Establishments with 10 to 19 employees	2	X	X	X
	Establishments with 20 to 49 employees	1	X	X	X
	Establishments with 50 to 99 employees	—	X	X	X
	Establishments with 100 to 249 employees	—	X	X	X
	Establishments with 250 to 499 employees	—	X	X	X
	Establishments with 500 to 999 employees	—	X	X	X
	Establishments with 1,000 employees or more	—	X	X	X
44812	Women's clothing stores				
	All establishments	50	826	1 858	8 376
	Establishments with 1 to 4 employees	7	X	X	X
	Establishments with 5 to 9 employees	14	X	X	X
	Establishments with 10 to 19 employees	20	X	X	X
	Establishments with 20 to 49 employees	5	X	X	X
	Establishments with 50 to 99 employees	4	X	X	X
	Establishments with 100 to 249 employees	—	X	X	X
	Establishments with 250 to 499 employees	—	X	X	X
	Establishments with 500 to 999 employees	—	X	X	X
	Establishments with 1,000 employees or more	—	X	X	X

See footnotes at end of table.

Table 5. Establishments, Employees, and Payroll by Industry and Employment Size of Establishments by County: 2004—Con.

[Excludes most government employees, railroad employees, and self-employed persons. Size class 1 to 4 employees includes establishments having payroll, but no employees, during mid-March pay period. For meaning of abbreviations and symbols, see introductory text. For explanation of terms, see Appendix A. For statement on reliability, see the note at the end of the table and Appendix C]

NAICS code	Geography, kind of business, and employment size class	Establishments (number)	Paid employees for pay period including March 12 (number)	First-quarter payroll (\$1,000)	Annual payroll (\$1,000)
	BURLINGTON—Con.				
44-45	Retail trade—Con.				
448	Clothing and clothing accessories stores—Con.				
4481	Clothing stores—Con.				
44812	Women's clothing stores—Con.				
448120	Women's clothing stores				
	All establishments	50	826	1 858	8 376
	Establishments with 1 to 4 employees	7	X	X	X
	Establishments with 5 to 9 employees	14	X	X	X
	Establishments with 10 to 19 employees	20	X	X	X
	Establishments with 20 to 49 employees	5	X	X	X
	Establishments with 50 to 99 employees	4	X	X	X
	Establishments with 100 to 249 employees	—	X	X	X
	Establishments with 250 to 499 employees	—	X	X	X
	Establishments with 500 to 999 employees	—	X	X	X
	Establishments with 1,000 employees or more	—	X	X	X
44814	Family clothing stores				
	All establishments	26	1 115	4 077	16 432
	Establishments with 1 to 4 employees	4	X	X	X
	Establishments with 5 to 9 employees	1	X	X	X
	Establishments with 10 to 19 employees	5	X	X	X
	Establishments with 20 to 49 employees	7	X	X	X
	Establishments with 50 to 99 employees	8	X	X	X
	Establishments with 100 to 249 employees	—	X	X	X
	Establishments with 250 to 499 employees	1	X	X	X
	Establishments with 500 to 999 employees	—	X	X	X
	Establishments with 1,000 employees or more	—	X	X	X
448140	Family clothing stores				
	All establishments	26	1 115	4 077	16 432
	Establishments with 1 to 4 employees	4	X	X	X
	Establishments with 5 to 9 employees	1	X	X	X
	Establishments with 10 to 19 employees	5	X	X	X
	Establishments with 20 to 49 employees	7	X	X	X
	Establishments with 50 to 99 employees	8	X	X	X
	Establishments with 100 to 249 employees	—	X	X	X
	Establishments with 250 to 499 employees	1	X	X	X
	Establishments with 500 to 999 employees	—	X	X	X
	Establishments with 1,000 employees or more	—	X	X	X
44819	Other clothing stores				
	All establishments	14	190	876	2 968
	Establishments with 1 to 4 employees	5	X	X	X
	Establishments with 5 to 9 employees	3	X	X	X
	Establishments with 10 to 19 employees	1	X	X	X
	Establishments with 20 to 49 employees	5	X	X	X
	Establishments with 50 to 99 employees	—	X	X	X
	Establishments with 100 to 249 employees	—	X	X	X
	Establishments with 250 to 499 employees	—	X	X	X
	Establishments with 500 to 999 employees	—	X	X	X
	Establishments with 1,000 employees or more	—	X	X	X
448190	Other clothing stores				
	All establishments	14	190	876	2 968
	Establishments with 1 to 4 employees	5	X	X	X
	Establishments with 5 to 9 employees	3	X	X	X
	Establishments with 10 to 19 employees	1	X	X	X
	Establishments with 20 to 49 employees	5	X	X	X
	Establishments with 50 to 99 employees	—	X	X	X
	Establishments with 100 to 249 employees	—	X	X	X
	Establishments with 250 to 499 employees	—	X	X	X
	Establishments with 500 to 999 employees	—	X	X	X
	Establishments with 1,000 employees or more	—	X	X	X
4482	Shoe stores				
	All establishments	46	318	1 329	5 724
	Establishments with 1 to 4 employees	20	X	X	X
	Establishments with 5 to 9 employees	14	X	X	X
	Establishments with 10 to 19 employees	8	X	X	X
	Establishments with 20 to 49 employees	4	X	X	X
	Establishments with 50 to 99 employees	—	X	X	X
	Establishments with 100 to 249 employees	—	X	X	X
	Establishments with 250 to 499 employees	—	X	X	X
	Establishments with 500 to 999 employees	—	X	X	X
	Establishments with 1,000 employees or more	—	X	X	X
44821	Shoe stores				
	All establishments	46	318	1 329	5 724
	Establishments with 1 to 4 employees	20	X	X	X
	Establishments with 5 to 9 employees	14	X	X	X
	Establishments with 10 to 19 employees	8	X	X	X
	Establishments with 20 to 49 employees	4	X	X	X
	Establishments with 50 to 99 employees	—	X	X	X
	Establishments with 100 to 249 employees	—	X	X	X
	Establishments with 250 to 499 employees	—	X	X	X
	Establishments with 500 to 999 employees	—	X	X	X
	Establishments with 1,000 employees or more	—	X	X	X

See footnotes at end of table.

Table 5. Establishments, Employees, and Payroll by Industry and Employment Size of Establishments by County: 2004—Con.

[Excludes most government employees, railroad employees, and self-employed persons. Size class 1 to 4 employees includes establishments having payroll, but no employees, during mid-March pay period. For meaning of abbreviations and symbols, see introductory text. For explanation of terms, see Appendix A. For statement on reliability, see the note at the end of the table and Appendix C]

NAICS code	Geography, kind of business, and employment size class	Establishments (number)	Paid employees for pay period including March 12 (number)	First-quarter payroll (\$1,000)	Annual payroll (\$1,000)
	BURLINGTON—Con.				
44-45	Retail trade—Con.				
448	Clothing and clothing accessories stores—Con.				
4482	Shoe stores—Con.				
44821	Shoe stores—Con.				
448210	Shoe stores				
	All establishments	46	318	1 329	5 724
	Establishments with 1 to 4 employees	20	X	X	X
	Establishments with 5 to 9 employees	14	X	X	X
	Establishments with 10 to 19 employees	8	X	X	X
	Establishments with 20 to 49 employees	4	X	X	X
	Establishments with 50 to 99 employees	—	X	X	X
	Establishments with 100 to 249 employees	—	X	X	X
	Establishments with 250 to 499 employees	—	X	X	X
	Establishments with 500 to 999 employees	—	X	X	X
	Establishments with 1,000 employees or more	—	X	X	X
4483	Jewelry, luggage, and leather goods stores				
	All establishments	33	204	1 201	5 116
	Establishments with 1 to 4 employees	15	X	X	X
	Establishments with 5 to 9 employees	11	X	X	X
	Establishments with 10 to 19 employees	6	X	X	X
	Establishments with 20 to 49 employees	1	X	X	X
	Establishments with 50 to 99 employees	—	X	X	X
	Establishments with 100 to 249 employees	—	X	X	X
	Establishments with 250 to 499 employees	—	X	X	X
	Establishments with 500 to 999 employees	—	X	X	X
	Establishments with 1,000 employees or more	—	X	X	X
44831	Jewelry stores				
	All establishments	33	204	1 201	5 116
	Establishments with 1 to 4 employees	15	X	X	X
	Establishments with 5 to 9 employees	11	X	X	X
	Establishments with 10 to 19 employees	6	X	X	X
	Establishments with 20 to 49 employees	1	X	X	X
	Establishments with 50 to 99 employees	—	X	X	X
	Establishments with 100 to 249 employees	—	X	X	X
	Establishments with 250 to 499 employees	—	X	X	X
	Establishments with 500 to 999 employees	—	X	X	X
	Establishments with 1,000 employees or more	—	X	X	X
448310	Jewelry stores				
	All establishments	33	204	1 201	5 116
	Establishments with 1 to 4 employees	15	X	X	X
	Establishments with 5 to 9 employees	11	X	X	X
	Establishments with 10 to 19 employees	6	X	X	X
	Establishments with 20 to 49 employees	1	X	X	X
	Establishments with 50 to 99 employees	—	X	X	X
	Establishments with 100 to 249 employees	—	X	X	X
	Establishments with 250 to 499 employees	—	X	X	X
	Establishments with 500 to 999 employees	—	X	X	X
	Establishments with 1,000 employees or more	—	X	X	X
451	Sporting goods, hobby, book, and music stores				
	All establishments	86	1 065	3 783	15 558
	Establishments with 1 to 4 employees	39	X	X	X
	Establishments with 5 to 9 employees	17	X	X	X
	Establishments with 10 to 19 employees	15	X	X	X
	Establishments with 20 to 49 employees	10	X	X	X
	Establishments with 50 to 99 employees	5	X	X	X
	Establishments with 100 to 249 employees	—	X	X	X
	Establishments with 250 to 499 employees	—	X	X	X
	Establishments with 500 to 999 employees	—	X	X	X
	Establishments with 1,000 employees or more	—	X	X	X
4511	Sporting goods, hobby, and musical instrument stores				
	All establishments	51	667	2 601	10 512
	Establishments with 1 to 4 employees	23	X	X	X
	Establishments with 5 to 9 employees	8	X	X	X
	Establishments with 10 to 19 employees	10	X	X	X
	Establishments with 20 to 49 employees	7	X	X	X
	Establishments with 50 to 99 employees	3	X	X	X
	Establishments with 100 to 249 employees	—	X	X	X
	Establishments with 250 to 499 employees	—	X	X	X
	Establishments with 500 to 999 employees	—	X	X	X
	Establishments with 1,000 employees or more	—	X	X	X
45111	Sporting goods stores				
	All establishments	20	300	1 360	5 441
	Establishments with 1 to 4 employees	9	X	X	X
	Establishments with 5 to 9 employees	4	X	X	X
	Establishments with 10 to 19 employees	1	X	X	X
	Establishments with 20 to 49 employees	4	X	X	X
	Establishments with 50 to 99 employees	2	X	X	X
	Establishments with 100 to 249 employees	—	X	X	X
	Establishments with 250 to 499 employees	—	X	X	X
	Establishments with 500 to 999 employees	—	X	X	X
	Establishments with 1,000 employees or more	—	X	X	X

See footnotes at end of table.

Table 5. Establishments, Employees, and Payroll by Industry and Employment Size of Establishments by County: 2004—Con.

[Excludes most government employees, railroad employees, and self-employed persons. Size class 1 to 4 employees includes establishments having payroll, but no employees, during mid-March pay period. For meaning of abbreviations and symbols, see introductory text. For explanation of terms, see Appendix A. For statement on reliability, see the note at the end of the table and Appendix C]

NAICS code	Geography, kind of business, and employment size class	Establishments (number)	Paid employees for pay period including March 12 (number)	First-quarter payroll (\$1,000)	Annual payroll (\$1,000)
44-45	BURLINGTON—Con.				
	Retail trade—Con.				
451	Sporting goods, hobby, book, and music stores—Con.				
4511	Sporting goods, hobby, and musical instrument stores—Con.				
45111	Sporting goods stores—Con.				
451110	Sporting goods stores				
	All establishments	20	300	1 360	5 441
	Establishments with 1 to 4 employees	9	X	X	X
	Establishments with 5 to 9 employees	4	X	X	X
	Establishments with 10 to 19 employees	1	X	X	X
	Establishments with 20 to 49 employees	4	X	X	X
	Establishments with 50 to 99 employees	2	X	X	X
	Establishments with 100 to 249 employees	—	X	X	X
	Establishments with 250 to 499 employees	—	X	X	X
	Establishments with 500 to 999 employees	—	X	X	X
	Establishments with 1,000 employees or more	—	X	X	X
45112	Hobby, toy, and game stores				
	All establishments	22	285	1 007	4 088
	Establishments with 1 to 4 employees	10	X	X	X
	Establishments with 5 to 9 employees	4	X	X	X
	Establishments with 10 to 19 employees	5	X	X	X
	Establishments with 20 to 49 employees	2	X	X	X
	Establishments with 50 to 99 employees	1	X	X	X
	Establishments with 100 to 249 employees	—	X	X	X
	Establishments with 250 to 499 employees	—	X	X	X
	Establishments with 500 to 999 employees	—	X	X	X
	Establishments with 1,000 employees or more	—	X	X	X
451120	Hobby, toy, and game stores				
	All establishments	22	285	1 007	4 088
	Establishments with 1 to 4 employees	10	X	X	X
	Establishments with 5 to 9 employees	4	X	X	X
	Establishments with 10 to 19 employees	5	X	X	X
	Establishments with 20 to 49 employees	2	X	X	X
	Establishments with 50 to 99 employees	1	X	X	X
	Establishments with 100 to 249 employees	—	X	X	X
	Establishments with 250 to 499 employees	—	X	X	X
	Establishments with 500 to 999 employees	—	X	X	X
	Establishments with 1,000 employees or more	—	X	X	X
4512	Book, periodical, and music stores				
	All establishments	35	398	1 182	5 046
	Establishments with 1 to 4 employees	16	X	X	X
	Establishments with 5 to 9 employees	9	X	X	X
	Establishments with 10 to 19 employees	5	X	X	X
	Establishments with 20 to 49 employees	3	X	X	X
	Establishments with 50 to 99 employees	2	X	X	X
	Establishments with 100 to 249 employees	—	X	X	X
	Establishments with 250 to 499 employees	—	X	X	X
	Establishments with 500 to 999 employees	—	X	X	X
	Establishments with 1,000 employees or more	—	X	X	X
45121	Book stores and news dealers				
	All establishments	26	311	1 025	4 354
	Establishments with 1 to 4 employees	13	X	X	X
	Establishments with 5 to 9 employees	6	X	X	X
	Establishments with 10 to 19 employees	3	X	X	X
	Establishments with 20 to 49 employees	2	X	X	X
	Establishments with 50 to 99 employees	2	X	X	X
	Establishments with 100 to 249 employees	—	X	X	X
	Establishments with 250 to 499 employees	—	X	X	X
	Establishments with 500 to 999 employees	—	X	X	X
	Establishments with 1,000 employees or more	—	X	X	X
451211	Book stores				
	All establishments	17	287	877	3 558
	Establishments with 1 to 4 employees	5	X	X	X
	Establishments with 5 to 9 employees	5	X	X	X
	Establishments with 10 to 19 employees	3	X	X	X
	Establishments with 20 to 49 employees	2	X	X	X
	Establishments with 50 to 99 employees	2	X	X	X
	Establishments with 100 to 249 employees	—	X	X	X
	Establishments with 250 to 499 employees	—	X	X	X
	Establishments with 500 to 999 employees	—	X	X	X
	Establishments with 1,000 employees or more	—	X	X	X
452	General merchandise stores				
	All establishments	56	3 973	15 260	66 033
	Establishments with 1 to 4 employees	15	X	X	X
	Establishments with 5 to 9 employees	8	X	X	X
	Establishments with 10 to 19 employees	11	X	X	X
	Establishments with 20 to 49 employees	2	X	X	X
	Establishments with 50 to 99 employees	3	X	X	X
	Establishments with 100 to 249 employees	12	X	X	X
	Establishments with 250 to 499 employees	5	X	X	X
	Establishments with 500 to 999 employees	—	X	X	X
	Establishments with 1,000 employees or more	—	X	X	X

See footnotes at end of table.

Table 5. Establishments, Employees, and Payroll by Industry and Employment Size of Establishments by County: 2004—Con.

[Excludes most government employees, railroad employees, and self-employed persons. Size class 1 to 4 employees includes establishments having payroll, but no employees, during mid-March pay period. For meaning of abbreviations and symbols, see introductory text. For explanation of terms, see Appendix A. For statement on reliability, see the note at the end of the table and Appendix C]

NAICS code	Geography, kind of business, and employment size class	Establishments (number)	Paid employees for pay period including March 12 (number)	First-quarter payroll (\$1,000)	Annual payroll (\$1,000)
	BURLINGTON—Con.				
44-45	Retail trade—Con.				
452	General merchandise stores—Con.				
4521	Department stores				
	All establishments	20	3 370	12 647	55 008
	Establishments with 1 to 4 employees	1	X	X	X
	Establishments with 5 to 9 employees	—	X	X	X
	Establishments with 10 to 19 employees	1	X	X	X
	Establishments with 20 to 49 employees	—	X	X	X
	Establishments with 50 to 99 employees	3	X	X	X
	Establishments with 100 to 249 employees	10	X	X	X
	Establishments with 250 to 499 employees	5	X	X	X
	Establishments with 500 to 999 employees	—	X	X	X
	Establishments with 1,000 employees or more	—	X	X	X
45211	Department stores				
	All establishments	20	3 370	12 647	55 008
	Establishments with 1 to 4 employees	1	X	X	X
	Establishments with 5 to 9 employees	—	X	X	X
	Establishments with 10 to 19 employees	1	X	X	X
	Establishments with 20 to 49 employees	—	X	X	X
	Establishments with 50 to 99 employees	3	X	X	X
	Establishments with 100 to 249 employees	10	X	X	X
	Establishments with 250 to 499 employees	5	X	X	X
	Establishments with 500 to 999 employees	—	X	X	X
	Establishments with 1,000 employees or more	—	X	X	X
452111	Department stores (except discount department stores)				
	All establishments	7	1 226	4 076	17 843
	Establishments with 1 to 4 employees	—	X	X	X
	Establishments with 5 to 9 employees	—	X	X	X
	Establishments with 10 to 19 employees	—	X	X	X
	Establishments with 20 to 49 employees	—	X	X	X
	Establishments with 50 to 99 employees	—	X	X	X
	Establishments with 100 to 249 employees	6	X	X	X
	Establishments with 250 to 499 employees	1	X	X	X
	Establishments with 500 to 999 employees	—	X	X	X
	Establishments with 1,000 employees or more	—	X	X	X
452112	Discount department stores				
	All establishments	13	2 144	8 571	37 165
	Establishments with 1 to 4 employees	1	X	X	X
	Establishments with 5 to 9 employees	—	X	X	X
	Establishments with 10 to 19 employees	1	X	X	X
	Establishments with 20 to 49 employees	—	X	X	X
	Establishments with 50 to 99 employees	3	X	X	X
	Establishments with 100 to 249 employees	4	X	X	X
	Establishments with 250 to 499 employees	4	X	X	X
	Establishments with 500 to 999 employees	—	X	X	X
	Establishments with 1,000 employees or more	—	X	X	X
4529	Other general merchandise stores				
	All establishments	36	603	2 613	11 025
	Establishments with 1 to 4 employees	14	X	X	X
	Establishments with 5 to 9 employees	8	X	X	X
	Establishments with 10 to 19 employees	10	X	X	X
	Establishments with 20 to 49 employees	2	X	X	X
	Establishments with 50 to 99 employees	—	X	X	X
	Establishments with 100 to 249 employees	2	X	X	X
	Establishments with 250 to 499 employees	—	X	X	X
	Establishments with 500 to 999 employees	—	X	X	X
	Establishments with 1,000 employees or more	—	X	X	X
45291	Warehouse clubs and supercenters				
	All establishments	3	e	D	D
	Establishments with 1 to 4 employees	1	X	X	X
	Establishments with 5 to 9 employees	—	X	X	X
	Establishments with 10 to 19 employees	—	X	X	X
	Establishments with 20 to 49 employees	—	X	X	X
	Establishments with 50 to 99 employees	—	X	X	X
	Establishments with 100 to 249 employees	2	X	X	X
	Establishments with 250 to 499 employees	—	X	X	X
	Establishments with 500 to 999 employees	—	X	X	X
	Establishments with 1,000 employees or more	—	X	X	X
452910	Warehouse clubs and supercenters				
	All establishments	3	e	D	D
	Establishments with 1 to 4 employees	1	X	X	X
	Establishments with 5 to 9 employees	—	X	X	X
	Establishments with 10 to 19 employees	—	X	X	X
	Establishments with 20 to 49 employees	—	X	X	X
	Establishments with 50 to 99 employees	—	X	X	X
	Establishments with 100 to 249 employees	2	X	X	X
	Establishments with 250 to 499 employees	—	X	X	X
	Establishments with 500 to 999 employees	—	X	X	X
	Establishments with 1,000 employees or more	—	X	X	X

See footnotes at end of table.

Table 5. Establishments, Employees, and Payroll by Industry and Employment Size of Establishments by County: 2004—Con.

[Excludes most government employees, railroad employees, and self-employed persons. Size class 1 to 4 employees includes establishments having payroll, but no employees, during mid-March pay period. For meaning of abbreviations and symbols, see introductory text. For explanation of terms, see Appendix A. For statement on reliability, see the note at the end of the table and Appendix C]

NAICS code	Geography, kind of business, and employment size class	Establishments (number)	Paid employees for pay period including March 12 (number)	First-quarter payroll (\$1,000)	Annual payroll (\$1,000)
	BURLINGTON—Con.				
44-45	Retail trade—Con.				
452	General merchandise stores—Con.				
4529	Other general merchandise stores—Con.				
45299	All other general merchandise stores				
	All establishments	33	c	D	D
	Establishments with 1 to 4 employees	13	X	X	X
	Establishments with 5 to 9 employees	8	X	X	X
	Establishments with 10 to 19 employees	10	X	X	X
	Establishments with 20 to 49 employees	2	X	X	X
	Establishments with 50 to 99 employees	—	X	X	X
	Establishments with 100 to 249 employees	—	X	X	X
	Establishments with 250 to 499 employees	—	X	X	X
	Establishments with 500 to 999 employees	—	X	X	X
	Establishments with 1,000 employees or more	—	X	X	X
452990	All other general merchandise stores				
	All establishments	33	c	D	D
	Establishments with 1 to 4 employees	13	X	X	X
	Establishments with 5 to 9 employees	8	X	X	X
	Establishments with 10 to 19 employees	10	X	X	X
	Establishments with 20 to 49 employees	2	X	X	X
	Establishments with 50 to 99 employees	—	X	X	X
	Establishments with 100 to 249 employees	—	X	X	X
	Establishments with 250 to 499 employees	—	X	X	X
	Establishments with 500 to 999 employees	—	X	X	X
	Establishments with 1,000 employees or more	—	X	X	X
453	Miscellaneous store retailers				
	All establishments	191	1 292	4 385	19 729
	Establishments with 1 to 4 employees	113	X	X	X
	Establishments with 5 to 9 employees	41	X	X	X
	Establishments with 10 to 19 employees	22	X	X	X
	Establishments with 20 to 49 employees	12	X	X	X
	Establishments with 50 to 99 employees	3	X	X	X
	Establishments with 100 to 249 employees	—	X	X	X
	Establishments with 250 to 499 employees	—	X	X	X
	Establishments with 500 to 999 employees	—	X	X	X
	Establishments with 1,000 employees or more	—	X	X	X
4531	Florists				
	All establishments	38	178	525	2 080
	Establishments with 1 to 4 employees	23	X	X	X
	Establishments with 5 to 9 employees	11	X	X	X
	Establishments with 10 to 19 employees	3	X	X	X
	Establishments with 20 to 49 employees	1	X	X	X
	Establishments with 50 to 99 employees	—	X	X	X
	Establishments with 100 to 249 employees	—	X	X	X
	Establishments with 250 to 499 employees	—	X	X	X
	Establishments with 500 to 999 employees	—	X	X	X
	Establishments with 1,000 employees or more	—	X	X	X
45311	Florists				
	All establishments	38	178	525	2 080
	Establishments with 1 to 4 employees	23	X	X	X
	Establishments with 5 to 9 employees	11	X	X	X
	Establishments with 10 to 19 employees	3	X	X	X
	Establishments with 20 to 49 employees	1	X	X	X
	Establishments with 50 to 99 employees	—	X	X	X
	Establishments with 100 to 249 employees	—	X	X	X
	Establishments with 250 to 499 employees	—	X	X	X
	Establishments with 500 to 999 employees	—	X	X	X
	Establishments with 1,000 employees or more	—	X	X	X
453110	Florists				
	All establishments	38	178	525	2 080
	Establishments with 1 to 4 employees	23	X	X	X
	Establishments with 5 to 9 employees	11	X	X	X
	Establishments with 10 to 19 employees	3	X	X	X
	Establishments with 20 to 49 employees	1	X	X	X
	Establishments with 50 to 99 employees	—	X	X	X
	Establishments with 100 to 249 employees	—	X	X	X
	Establishments with 250 to 499 employees	—	X	X	X
	Establishments with 500 to 999 employees	—	X	X	X
	Establishments with 1,000 employees or more	—	X	X	X
4532	Office supplies, stationery, and gift stores				
	All establishments	84	574	2 171	8 828
	Establishments with 1 to 4 employees	46	X	X	X
	Establishments with 5 to 9 employees	19	X	X	X
	Establishments with 10 to 19 employees	11	X	X	X
	Establishments with 20 to 49 employees	8	X	X	X
	Establishments with 50 to 99 employees	—	X	X	X
	Establishments with 100 to 249 employees	—	X	X	X
	Establishments with 250 to 499 employees	—	X	X	X
	Establishments with 500 to 999 employees	—	X	X	X
	Establishments with 1,000 employees or more	—	X	X	X

See footnotes at end of table.

Table 5. Establishments, Employees, and Payroll by Industry and Employment Size of Establishments by County: 2004—Con.

[Excludes most government employees, railroad employees, and self-employed persons. Size class 1 to 4 employees includes establishments having payroll, but no employees, during mid-March pay period. For meaning of abbreviations and symbols, see introductory text. For explanation of terms, see Appendix A. For statement on reliability, see the note at the end of the table and Appendix C]

NAICS code	Geography, kind of business, and employment size class	Establishments (number)	Paid employees for pay period including March 12 (number)	First-quarter payroll (\$1,000)	Annual payroll (\$1,000)
44-45	BURLINGTON—Con.				
	Retail trade—Con.				
453	Miscellaneous store retailers—Con.				
4532	Office supplies, stationery, and gift stores—Con.				
45321	Office supplies and stationery stores				
	All establishments	17	220	1 061	4 001
	Establishments with 1 to 4 employees	7	X	X	X
	Establishments with 5 to 9 employees	2	X	X	X
	Establishments with 10 to 19 employees	2	X	X	X
	Establishments with 20 to 49 employees	6	X	X	X
	Establishments with 50 to 99 employees	—	X	X	X
	Establishments with 100 to 249 employees	—	X	X	X
	Establishments with 250 to 499 employees	—	X	X	X
	Establishments with 500 to 999 employees	—	X	X	X
	Establishments with 1,000 employees or more	—	X	X	X
453210	Office supplies and stationery stores				
	All establishments	17	220	1 061	4 001
	Establishments with 1 to 4 employees	7	X	X	X
	Establishments with 5 to 9 employees	2	X	X	X
	Establishments with 10 to 19 employees	2	X	X	X
	Establishments with 20 to 49 employees	6	X	X	X
	Establishments with 50 to 99 employees	—	X	X	X
	Establishments with 100 to 249 employees	—	X	X	X
	Establishments with 250 to 499 employees	—	X	X	X
	Establishments with 500 to 999 employees	—	X	X	X
	Establishments with 1,000 employees or more	—	X	X	X
45322	Gift, novelty, and souvenir stores				
	All establishments	67	354	1 110	4 827
	Establishments with 1 to 4 employees	39	X	X	X
	Establishments with 5 to 9 employees	17	X	X	X
	Establishments with 10 to 19 employees	9	X	X	X
	Establishments with 20 to 49 employees	2	X	X	X
	Establishments with 50 to 99 employees	—	X	X	X
	Establishments with 100 to 249 employees	—	X	X	X
	Establishments with 250 to 499 employees	—	X	X	X
	Establishments with 500 to 999 employees	—	X	X	X
	Establishments with 1,000 employees or more	—	X	X	X
453220	Gift, novelty, and souvenir stores				
	All establishments	67	354	1 110	4 827
	Establishments with 1 to 4 employees	39	X	X	X
	Establishments with 5 to 9 employees	17	X	X	X
	Establishments with 10 to 19 employees	9	X	X	X
	Establishments with 20 to 49 employees	2	X	X	X
	Establishments with 50 to 99 employees	—	X	X	X
	Establishments with 100 to 249 employees	—	X	X	X
	Establishments with 250 to 499 employees	—	X	X	X
	Establishments with 500 to 999 employees	—	X	X	X
	Establishments with 1,000 employees or more	—	X	X	X
4533	Used merchandise stores				
	All establishments	12	187	332	1 481
	Establishments with 1 to 4 employees	8	X	X	X
	Establishments with 5 to 9 employees	1	X	X	X
	Establishments with 10 to 19 employees	—	X	X	X
	Establishments with 20 to 49 employees	1	X	X	X
	Establishments with 50 to 99 employees	2	X	X	X
	Establishments with 100 to 249 employees	—	X	X	X
	Establishments with 250 to 499 employees	—	X	X	X
	Establishments with 500 to 999 employees	—	X	X	X
	Establishments with 1,000 employees or more	—	X	X	X
45331	Used merchandise stores				
	All establishments	12	187	332	1 481
	Establishments with 1 to 4 employees	8	X	X	X
	Establishments with 5 to 9 employees	1	X	X	X
	Establishments with 10 to 19 employees	—	X	X	X
	Establishments with 20 to 49 employees	1	X	X	X
	Establishments with 50 to 99 employees	2	X	X	X
	Establishments with 100 to 249 employees	—	X	X	X
	Establishments with 250 to 499 employees	—	X	X	X
	Establishments with 500 to 999 employees	—	X	X	X
	Establishments with 1,000 employees or more	—	X	X	X
453310	Used merchandise stores				
	All establishments	12	187	332	1 481
	Establishments with 1 to 4 employees	8	X	X	X
	Establishments with 5 to 9 employees	1	X	X	X
	Establishments with 10 to 19 employees	—	X	X	X
	Establishments with 20 to 49 employees	1	X	X	X
	Establishments with 50 to 99 employees	2	X	X	X
	Establishments with 100 to 249 employees	—	X	X	X
	Establishments with 250 to 499 employees	—	X	X	X
	Establishments with 500 to 999 employees	—	X	X	X
	Establishments with 1,000 employees or more	—	X	X	X

See footnotes at end of table.

Table 5. Establishments, Employees, and Payroll by Industry and Employment Size of Establishments by County: 2004—Con.

[Excludes most government employees, railroad employees, and self-employed persons. Size class 1 to 4 employees includes establishments having payroll, but no employees, during mid-March pay period. For meaning of abbreviations and symbols, see introductory text. For explanation of terms, see Appendix A. For statement on reliability, see the note at the end of the table and Appendix C]

NAICS code	Geography, kind of business, and employment size class	Establishments (number)	Paid employees for pay period including March 12 (number)	First-quarter payroll (\$1,000)	Annual payroll (\$1,000)
	BURLINGTON—Con.				
44-45	Retail trade—Con.				
453	Miscellaneous store retailers—Con.				
4539	Other miscellaneous store retailers				
	All establishments	57	353	1 357	7 340
	Establishments with 1 to 4 employees	36	X	X	X
	Establishments with 5 to 9 employees	10	X	X	X
	Establishments with 10 to 19 employees	8	X	X	X
	Establishments with 20 to 49 employees	2	X	X	X
	Establishments with 50 to 99 employees	1	X	X	X
	Establishments with 100 to 249 employees	—	X	X	X
	Establishments with 250 to 499 employees	—	X	X	X
	Establishments with 500 to 999 employees	—	X	X	X
	Establishments with 1,000 employees or more	—	X	X	X
45391	Pet and pet supplies stores				
	All establishments	22	174	529	2 470
	Establishments with 1 to 4 employees	11	X	X	X
	Establishments with 5 to 9 employees	5	X	X	X
	Establishments with 10 to 19 employees	5	X	X	X
	Establishments with 20 to 49 employees	—	X	X	X
	Establishments with 50 to 99 employees	1	X	X	X
	Establishments with 100 to 249 employees	—	X	X	X
	Establishments with 250 to 499 employees	—	X	X	X
	Establishments with 500 to 999 employees	—	X	X	X
	Establishments with 1,000 employees or more	—	X	X	X
453910	Pet and pet supplies stores				
	All establishments	22	174	529	2 470
	Establishments with 1 to 4 employees	11	X	X	X
	Establishments with 5 to 9 employees	5	X	X	X
	Establishments with 10 to 19 employees	5	X	X	X
	Establishments with 20 to 49 employees	—	X	X	X
	Establishments with 50 to 99 employees	1	X	X	X
	Establishments with 100 to 249 employees	—	X	X	X
	Establishments with 250 to 499 employees	—	X	X	X
	Establishments with 500 to 999 employees	—	X	X	X
	Establishments with 1,000 employees or more	—	X	X	X
45399	All other miscellaneous store retailers				
	All establishments	28	162	690	4 289
	Establishments with 1 to 4 employees	19	X	X	X
	Establishments with 5 to 9 employees	4	X	X	X
	Establishments with 10 to 19 employees	3	X	X	X
	Establishments with 20 to 49 employees	2	X	X	X
	Establishments with 50 to 99 employees	—	X	X	X
	Establishments with 100 to 249 employees	—	X	X	X
	Establishments with 250 to 499 employees	—	X	X	X
	Establishments with 500 to 999 employees	—	X	X	X
	Establishments with 1,000 employees or more	—	X	X	X
453998	All other miscellaneous store retailers (except tobacco stores)				
	All establishments	24	147	659	4 219
	Establishments with 1 to 4 employees	16	X	X	X
	Establishments with 5 to 9 employees	4	X	X	X
	Establishments with 10 to 19 employees	2	X	X	X
	Establishments with 20 to 49 employees	2	X	X	X
	Establishments with 50 to 99 employees	—	X	X	X
	Establishments with 100 to 249 employees	—	X	X	X
	Establishments with 250 to 499 employees	—	X	X	X
	Establishments with 500 to 999 employees	—	X	X	X
	Establishments with 1,000 employees or more	—	X	X	X
454	Nonstore retailers				
	All establishments	81	2 114	19 495	81 936
	Establishments with 1 to 4 employees	46	X	X	X
	Establishments with 5 to 9 employees	15	X	X	X
	Establishments with 10 to 19 employees	11	X	X	X
	Establishments with 20 to 49 employees	5	X	X	X
	Establishments with 50 to 99 employees	1	X	X	X
	Establishments with 100 to 249 employees	1	X	X	X
	Establishments with 250 to 499 employees	1	X	X	X
	Establishments with 500 to 999 employees	—	X	X	X
	Establishments with 1,000 employees or more	1	X	X	X
4541	Electronic shopping and mail-order houses				
	All establishments	23	1 655	15 691	65 357
	Establishments with 1 to 4 employees	15	X	X	X
	Establishments with 5 to 9 employees	3	X	X	X
	Establishments with 10 to 19 employees	2	X	X	X
	Establishments with 20 to 49 employees	—	X	X	X
	Establishments with 50 to 99 employees	—	X	X	X
	Establishments with 100 to 249 employees	1	X	X	X
	Establishments with 250 to 499 employees	1	X	X	X
	Establishments with 500 to 999 employees	—	X	X	X
	Establishments with 1,000 employees or more	1	X	X	X

See footnotes at end of table.

Table 5. Establishments, Employees, and Payroll by Industry and Employment Size of Establishments by County: 2004—Con.

[Excludes most government employees, railroad employees, and self-employed persons. Size class 1 to 4 employees includes establishments having payroll, but no employees, during mid-March pay period. For meaning of abbreviations and symbols, see introductory text. For explanation of terms, see Appendix A. For statement on reliability, see the note at the end of the table and Appendix C]

NAICS code	Geography, kind of business, and employment size class	Establishments (number)	Paid employees for pay period including March 12 (number)	First-quarter payroll (\$1,000)	Annual payroll (\$1,000)
	BURLINGTON—Con.				
44-45	Retail trade—Con.				
454	Nonstore retailers—Con.				
4541	Electronic shopping and mail-order houses—Con.				
45411	Electronic shopping and mail-order houses				
	All establishments	23	1 655	15 691	65 357
	Establishments with 1 to 4 employees	15	X	X	X
	Establishments with 5 to 9 employees	3	X	X	X
	Establishments with 10 to 19 employees	2	X	X	X
	Establishments with 20 to 49 employees	—	X	X	X
	Establishments with 50 to 99 employees	—	X	X	X
	Establishments with 100 to 249 employees	1	X	X	X
	Establishments with 250 to 499 employees	1	X	X	X
	Establishments with 500 to 999 employees	—	X	X	X
	Establishments with 1,000 employees or more	1	X	X	X
454113	Mail-order houses				
	All establishments	15	1 614	15 431	64 191
	Establishments with 1 to 4 employees	9	X	X	X
	Establishments with 5 to 9 employees	3	X	X	X
	Establishments with 10 to 19 employees	—	X	X	X
	Establishments with 20 to 49 employees	—	X	X	X
	Establishments with 50 to 99 employees	—	X	X	X
	Establishments with 100 to 249 employees	1	X	X	X
	Establishments with 250 to 499 employees	1	X	X	X
	Establishments with 500 to 999 employees	—	X	X	X
	Establishments with 1,000 employees or more	1	X	X	X
4543	Direct selling establishments				
	All establishments	50	360	3 145	13 315
	Establishments with 1 to 4 employees	27	X	X	X
	Establishments with 5 to 9 employees	12	X	X	X
	Establishments with 10 to 19 employees	6	X	X	X
	Establishments with 20 to 49 employees	5	X	X	X
	Establishments with 50 to 99 employees	—	X	X	X
	Establishments with 100 to 249 employees	—	X	X	X
	Establishments with 250 to 499 employees	—	X	X	X
	Establishments with 500 to 999 employees	—	X	X	X
	Establishments with 1,000 employees or more	—	X	X	X
45431	Fuel dealers				
	All establishments	27	282	2 698	11 338
	Establishments with 1 to 4 employees	9	X	X	X
	Establishments with 5 to 9 employees	8	X	X	X
	Establishments with 10 to 19 employees	5	X	X	X
	Establishments with 20 to 49 employees	5	X	X	X
	Establishments with 50 to 99 employees	—	X	X	X
	Establishments with 100 to 249 employees	—	X	X	X
	Establishments with 250 to 499 employees	—	X	X	X
	Establishments with 500 to 999 employees	—	X	X	X
	Establishments with 1,000 employees or more	—	X	X	X
454311	Heating oil dealers				
	All establishments	21	218	1 988	8 649
	Establishments with 1 to 4 employees	8	X	X	X
	Establishments with 5 to 9 employees	5	X	X	X
	Establishments with 10 to 19 employees	4	X	X	X
	Establishments with 20 to 49 employees	4	X	X	X
	Establishments with 50 to 99 employees	—	X	X	X
	Establishments with 100 to 249 employees	—	X	X	X
	Establishments with 250 to 499 employees	—	X	X	X
	Establishments with 500 to 999 employees	—	X	X	X
	Establishments with 1,000 employees or more	—	X	X	X
48-49	Transportation and warehousing				
	All establishments	272	11 642	79 183	342 433
	Establishments with 1 to 4 employees	150	X	X	X
	Establishments with 5 to 9 employees	28	X	X	X
	Establishments with 10 to 19 employees	25	X	X	X
	Establishments with 20 to 49 employees	40	X	X	X
	Establishments with 50 to 99 employees	15	X	X	X
	Establishments with 100 to 249 employees	8	X	X	X
	Establishments with 250 to 499 employees	3	X	X	X
	Establishments with 500 to 999 employees	1	X	X	X
	Establishments with 1,000 employees or more	2	X	X	X
484	Truck transportation				
	All establishments	154	4 347	49 653	221 864
	Establishments with 1 to 4 employees	94	X	X	X
	Establishments with 5 to 9 employees	12	X	X	X
	Establishments with 10 to 19 employees	14	X	X	X
	Establishments with 20 to 49 employees	23	X	X	X
	Establishments with 50 to 99 employees	6	X	X	X
	Establishments with 100 to 249 employees	2	X	X	X
	Establishments with 250 to 499 employees	1	X	X	X
	Establishments with 500 to 999 employees	1	X	X	X
	Establishments with 1,000 employees or more	1	X	X	X

See footnotes at end of table.

Table 5. Establishments, Employees, and Payroll by Industry and Employment Size of Establishments by County: 2004—Con.

[Excludes most government employees, railroad employees, and self-employed persons. Size class 1 to 4 employees includes establishments having payroll, but no employees, during mid-March pay period. For meaning of abbreviations and symbols, see introductory text. For explanation of terms, see Appendix A. For statement on reliability, see the note at the end of the table and Appendix C]

NAICS code	Geography, kind of business, and employment size class	Establishments (number)	Paid employees for pay period including March 12 (number)	First-quarter payroll (\$1,000)	Annual payroll (\$1,000)
	BURLINGTON—Con.				
48-49	Transportation and warehousing—Con.				
484	Truck transportation—Con.				
4841	General freight trucking				
	All establishments	74	3 300	40 350	182 405
	Establishments with 1 to 4 employees	45	X	X	X
	Establishments with 5 to 9 employees	4	X	X	X
	Establishments with 10 to 19 employees	6	X	X	X
	Establishments with 20 to 49 employees	12	X	X	X
	Establishments with 50 to 99 employees	3	X	X	X
	Establishments with 100 to 249 employees	2	X	X	X
	Establishments with 250 to 499 employees	—	X	X	X
	Establishments with 500 to 999 employees	1	X	X	X
	Establishments with 1,000 employees or more	1	X	X	X
48411	General freight trucking, local				
	All establishments	45	547	5 283	23 179
	Establishments with 1 to 4 employees	31	X	X	X
	Establishments with 5 to 9 employees	3	X	X	X
	Establishments with 10 to 19 employees	4	X	X	X
	Establishments with 20 to 49 employees	5	X	X	X
	Establishments with 50 to 99 employees	1	X	X	X
	Establishments with 100 to 249 employees	1	X	X	X
	Establishments with 250 to 499 employees	—	X	X	X
	Establishments with 500 to 999 employees	—	X	X	X
	Establishments with 1,000 employees or more	—	X	X	X
484110	General freight trucking, local				
	All establishments	45	547	5 283	23 179
	Establishments with 1 to 4 employees	31	X	X	X
	Establishments with 5 to 9 employees	3	X	X	X
	Establishments with 10 to 19 employees	4	X	X	X
	Establishments with 20 to 49 employees	5	X	X	X
	Establishments with 50 to 99 employees	1	X	X	X
	Establishments with 100 to 249 employees	1	X	X	X
	Establishments with 250 to 499 employees	—	X	X	X
	Establishments with 500 to 999 employees	—	X	X	X
	Establishments with 1,000 employees or more	—	X	X	X
48412	General freight trucking, long-distance				
	All establishments	29	2 753	35 067	159 226
	Establishments with 1 to 4 employees	14	X	X	X
	Establishments with 5 to 9 employees	1	X	X	X
	Establishments with 10 to 19 employees	2	X	X	X
	Establishments with 20 to 49 employees	7	X	X	X
	Establishments with 50 to 99 employees	2	X	X	X
	Establishments with 100 to 249 employees	1	X	X	X
	Establishments with 250 to 499 employees	—	X	X	X
	Establishments with 500 to 999 employees	1	X	X	X
	Establishments with 1,000 employees or more	1	X	X	X
484121	General freight trucking, long-distance, truckload (tl)				
	All establishments	19	286	2 740	12 222
	Establishments with 1 to 4 employees	11	X	X	X
	Establishments with 5 to 9 employees	1	X	X	X
	Establishments with 10 to 19 employees	2	X	X	X
	Establishments with 20 to 49 employees	4	X	X	X
	Establishments with 50 to 99 employees	1	X	X	X
	Establishments with 100 to 249 employees	—	X	X	X
	Establishments with 250 to 499 employees	—	X	X	X
	Establishments with 500 to 999 employees	—	X	X	X
	Establishments with 1,000 employees or more	—	X	X	X
484122	General freight trucking, long-distance, less than truckload (ltl)				
	All establishments	10	2 467	32 327	147 004
	Establishments with 1 to 4 employees	3	X	X	X
	Establishments with 5 to 9 employees	—	X	X	X
	Establishments with 10 to 19 employees	—	X	X	X
	Establishments with 20 to 49 employees	3	X	X	X
	Establishments with 50 to 99 employees	1	X	X	X
	Establishments with 100 to 249 employees	1	X	X	X
	Establishments with 250 to 499 employees	—	X	X	X
	Establishments with 500 to 999 employees	1	X	X	X
	Establishments with 1,000 employees or more	1	X	X	X
4842	Specialized freight trucking				
	All establishments	80	1 047	9 303	39 459
	Establishments with 1 to 4 employees	49	X	X	X
	Establishments with 5 to 9 employees	8	X	X	X
	Establishments with 10 to 19 employees	8	X	X	X
	Establishments with 20 to 49 employees	11	X	X	X
	Establishments with 50 to 99 employees	3	X	X	X
	Establishments with 100 to 249 employees	—	X	X	X
	Establishments with 250 to 499 employees	1	X	X	X
	Establishments with 500 to 999 employees	—	X	X	X
	Establishments with 1,000 employees or more	—	X	X	X

See footnotes at end of table.

Table 5. Establishments, Employees, and Payroll by Industry and Employment Size of Establishments by County: 2004—Con.

[Excludes most government employees, railroad employees, and self-employed persons. Size class 1 to 4 employees includes establishments having payroll, but no employees, during mid-March pay period. For meaning of abbreviations and symbols, see introductory text. For explanation of terms, see Appendix A. For statement on reliability, see the note at the end of the table and Appendix C]

NAICS code	Geography, kind of business, and employment size class	Establishments (number)	Paid employees for pay period including March 12 (number)	First-quarter payroll (\$1,000)	Annual payroll (\$1,000)
	BURLINGTON—Con.				
48-49	Transportation and warehousing—Con.				
484	Truck transportation—Con.				
4842	Specialized freight trucking—Con.				
48421	Used household and office goods moving				
	All establishments	16	689	6 320	26 613
	Establishments with 1 to 4 employees	5	X	X	X
	Establishments with 5 to 9 employees	—	X	X	X
	Establishments with 10 to 19 employees	1	X	X	X
	Establishments with 20 to 49 employees	7	X	X	X
	Establishments with 50 to 99 employees	2	X	X	X
	Establishments with 100 to 249 employees	—	X	X	X
	Establishments with 250 to 499 employees	1	X	X	X
	Establishments with 500 to 999 employees	—	X	X	X
	Establishments with 1,000 employees or more	—	X	X	X
484210	Used household and office goods moving				
	All establishments	16	689	6 320	26 613
	Establishments with 1 to 4 employees	5	X	X	X
	Establishments with 5 to 9 employees	—	X	X	X
	Establishments with 10 to 19 employees	1	X	X	X
	Establishments with 20 to 49 employees	7	X	X	X
	Establishments with 50 to 99 employees	2	X	X	X
	Establishments with 100 to 249 employees	—	X	X	X
	Establishments with 250 to 499 employees	1	X	X	X
	Establishments with 500 to 999 employees	—	X	X	X
	Establishments with 1,000 employees or more	—	X	X	X
48422	Specialized freight (except used goods) trucking, local				
	All establishments	48	200	1 516	7 305
	Establishments with 1 to 4 employees	35	X	X	X
	Establishments with 5 to 9 employees	6	X	X	X
	Establishments with 10 to 19 employees	4	X	X	X
	Establishments with 20 to 49 employees	3	X	X	X
	Establishments with 50 to 99 employees	—	X	X	X
	Establishments with 100 to 249 employees	—	X	X	X
	Establishments with 250 to 499 employees	—	X	X	X
	Establishments with 500 to 999 employees	—	X	X	X
	Establishments with 1,000 employees or more	—	X	X	X
484220	Specialized freight (except used goods) trucking, local				
	All establishments	48	200	1 516	7 305
	Establishments with 1 to 4 employees	35	X	X	X
	Establishments with 5 to 9 employees	6	X	X	X
	Establishments with 10 to 19 employees	4	X	X	X
	Establishments with 20 to 49 employees	3	X	X	X
	Establishments with 50 to 99 employees	—	X	X	X
	Establishments with 100 to 249 employees	—	X	X	X
	Establishments with 250 to 499 employees	—	X	X	X
	Establishments with 500 to 999 employees	—	X	X	X
	Establishments with 1,000 employees or more	—	X	X	X
48423	Specialized freight (except used goods) trucking, long-distance				
	All establishments	16	158	1 467	5 541
	Establishments with 1 to 4 employees	9	X	X	X
	Establishments with 5 to 9 employees	2	X	X	X
	Establishments with 10 to 19 employees	3	X	X	X
	Establishments with 20 to 49 employees	1	X	X	X
	Establishments with 50 to 99 employees	1	X	X	X
	Establishments with 100 to 249 employees	—	X	X	X
	Establishments with 250 to 499 employees	—	X	X	X
	Establishments with 500 to 999 employees	—	X	X	X
	Establishments with 1,000 employees or more	—	X	X	X
484230	Specialized freight (except used goods) trucking, long-distance				
	All establishments	16	158	1 467	5 541
	Establishments with 1 to 4 employees	9	X	X	X
	Establishments with 5 to 9 employees	2	X	X	X
	Establishments with 10 to 19 employees	3	X	X	X
	Establishments with 20 to 49 employees	1	X	X	X
	Establishments with 50 to 99 employees	1	X	X	X
	Establishments with 100 to 249 employees	—	X	X	X
	Establishments with 250 to 499 employees	—	X	X	X
	Establishments with 500 to 999 employees	—	X	X	X
	Establishments with 1,000 employees or more	—	X	X	X
485	Transit and ground passenger transportation				
	All establishments	33	902	3 675	15 257
	Establishments with 1 to 4 employees	14	X	X	X
	Establishments with 5 to 9 employees	6	X	X	X
	Establishments with 10 to 19 employees	2	X	X	X
	Establishments with 20 to 49 employees	2	X	X	X
	Establishments with 50 to 99 employees	7	X	X	X
	Establishments with 100 to 249 employees	2	X	X	X
	Establishments with 250 to 499 employees	—	X	X	X
	Establishments with 500 to 999 employees	—	X	X	X
	Establishments with 1,000 employees or more	—	X	X	X

See footnotes at end of table.

Table 5. Establishments, Employees, and Payroll by Industry and Employment Size of Establishments by County: 2004—Con.

[Excludes most government employees, railroad employees, and self-employed persons. Size class 1 to 4 employees includes establishments having payroll, but no employees, during mid-March pay period. For meaning of abbreviations and symbols, see introductory text. For explanation of terms, see Appendix A. For statement on reliability, see the note at the end of the table and Appendix C]

NAICS code	Geography, kind of business, and employment size class	Establishments (number)	Paid employees for pay period including March 12 (number)	First-quarter payroll (\$1,000)	Annual payroll (\$1,000)
	BURLINGTON—Con.				
48-49	Transportation and warehousing—Con.				
485	Transit and ground passenger transportation—Con.				
4854	School and employee bus transportation				
	All establishments	10	671	2 540	10 158
	Establishments with 1 to 4 employees	2	X	X	X
	Establishments with 5 to 9 employees	—	X	X	X
	Establishments with 10 to 19 employees	—	X	X	X
	Establishments with 20 to 49 employees	—	X	X	X
	Establishments with 50 to 99 employees	6	X	X	X
	Establishments with 100 to 249 employees	2	X	X	X
	Establishments with 250 to 499 employees	—	X	X	X
	Establishments with 500 to 999 employees	—	X	X	X
	Establishments with 1,000 employees or more	—	X	X	X
48541	School and employee bus transportation				
	All establishments	10	671	2 540	10 158
	Establishments with 1 to 4 employees	2	X	X	X
	Establishments with 5 to 9 employees	—	X	X	X
	Establishments with 10 to 19 employees	—	X	X	X
	Establishments with 20 to 49 employees	—	X	X	X
	Establishments with 50 to 99 employees	6	X	X	X
	Establishments with 100 to 249 employees	2	X	X	X
	Establishments with 250 to 499 employees	—	X	X	X
	Establishments with 500 to 999 employees	—	X	X	X
	Establishments with 1,000 employees or more	—	X	X	X
485410	School and employee bus transportation				
	All establishments	10	671	2 540	10 158
	Establishments with 1 to 4 employees	2	X	X	X
	Establishments with 5 to 9 employees	—	X	X	X
	Establishments with 10 to 19 employees	—	X	X	X
	Establishments with 20 to 49 employees	—	X	X	X
	Establishments with 50 to 99 employees	6	X	X	X
	Establishments with 100 to 249 employees	2	X	X	X
	Establishments with 250 to 499 employees	—	X	X	X
	Establishments with 500 to 999 employees	—	X	X	X
	Establishments with 1,000 employees or more	—	X	X	X
4859	Other transit and ground passenger transportation				
	All establishments	4	c	D	D
	Establishments with 1 to 4 employees	1	X	X	X
	Establishments with 5 to 9 employees	1	X	X	X
	Establishments with 10 to 19 employees	—	X	X	X
	Establishments with 20 to 49 employees	1	X	X	X
	Establishments with 50 to 99 employees	1	X	X	X
	Establishments with 100 to 249 employees	—	X	X	X
	Establishments with 250 to 499 employees	—	X	X	X
	Establishments with 500 to 999 employees	—	X	X	X
	Establishments with 1,000 employees or more	—	X	X	X
48599	Other transit and ground passenger transportation				
	All establishments	4	c	D	D
	Establishments with 1 to 4 employees	1	X	X	X
	Establishments with 5 to 9 employees	1	X	X	X
	Establishments with 10 to 19 employees	—	X	X	X
	Establishments with 20 to 49 employees	1	X	X	X
	Establishments with 50 to 99 employees	1	X	X	X
	Establishments with 100 to 249 employees	—	X	X	X
	Establishments with 250 to 499 employees	—	X	X	X
	Establishments with 500 to 999 employees	—	X	X	X
	Establishments with 1,000 employees or more	—	X	X	X
485991	Special needs transportation				
	All establishments	3	c	D	D
	Establishments with 1 to 4 employees	1	X	X	X
	Establishments with 5 to 9 employees	—	X	X	X
	Establishments with 10 to 19 employees	—	X	X	X
	Establishments with 20 to 49 employees	1	X	X	X
	Establishments with 50 to 99 employees	1	X	X	X
	Establishments with 100 to 249 employees	—	X	X	X
	Establishments with 250 to 499 employees	—	X	X	X
	Establishments with 500 to 999 employees	—	X	X	X
	Establishments with 1,000 employees or more	—	X	X	X
488	Support activities for transportation				
	All establishments	38	384	3 309	14 931
	Establishments with 1 to 4 employees	23	X	X	X
	Establishments with 5 to 9 employees	6	X	X	X
	Establishments with 10 to 19 employees	5	X	X	X
	Establishments with 20 to 49 employees	3	X	X	X
	Establishments with 50 to 99 employees	—	X	X	X
	Establishments with 100 to 249 employees	1	X	X	X
	Establishments with 250 to 499 employees	—	X	X	X
	Establishments with 500 to 999 employees	—	X	X	X
	Establishments with 1,000 employees or more	—	X	X	X

See footnotes at end of table.

Table 5. Establishments, Employees, and Payroll by Industry and Employment Size of Establishments by County: 2004—Con.

[Excludes most government employees, railroad employees, and self-employed persons. Size class 1 to 4 employees includes establishments having payroll, but no employees, during mid-March pay period. For meaning of abbreviations and symbols, see introductory text. For explanation of terms, see Appendix A. For statement on reliability, see the note at the end of the table and Appendix C]

NAICS code	Geography, kind of business, and employment size class	Establishments (number)	Paid employees for pay period including March 12 (number)	First-quarter payroll (\$1,000)	Annual payroll (\$1,000)
	BURLINGTON—Con.				
48-49	Transportation and warehousing—Con.				
488	Support activities for transportation—Con.				
4884	Support activities for road transportation				
	All establishments	15	128	844	4 301
	Establishments with 1 to 4 employees	8	X	X	X
	Establishments with 5 to 9 employees	3	X	X	X
	Establishments with 10 to 19 employees	2	X	X	X
	Establishments with 20 to 49 employees	2	X	X	X
	Establishments with 50 to 99 employees	—	X	X	X
	Establishments with 100 to 249 employees	—	X	X	X
	Establishments with 250 to 499 employees	—	X	X	X
	Establishments with 500 to 999 employees	—	X	X	X
	Establishments with 1,000 employees or more	—	X	X	X
4889	Other support activities for transportation				
	All establishments	3	c	D	D
	Establishments with 1 to 4 employees	1	X	X	X
	Establishments with 5 to 9 employees	1	X	X	X
	Establishments with 10 to 19 employees	—	X	X	X
	Establishments with 20 to 49 employees	—	X	X	X
	Establishments with 50 to 99 employees	—	X	X	X
	Establishments with 100 to 249 employees	1	X	X	X
	Establishments with 250 to 499 employees	—	X	X	X
	Establishments with 500 to 999 employees	—	X	X	X
	Establishments with 1,000 employees or more	—	X	X	X
48899	Other support activities for transportation				
	All establishments	3	c	D	D
	Establishments with 1 to 4 employees	1	X	X	X
	Establishments with 5 to 9 employees	1	X	X	X
	Establishments with 10 to 19 employees	—	X	X	X
	Establishments with 20 to 49 employees	—	X	X	X
	Establishments with 50 to 99 employees	—	X	X	X
	Establishments with 100 to 249 employees	1	X	X	X
	Establishments with 250 to 499 employees	—	X	X	X
	Establishments with 500 to 999 employees	—	X	X	X
	Establishments with 1,000 employees or more	—	X	X	X
488991	Packing and crating				
	All establishments	3	c	D	D
	Establishments with 1 to 4 employees	1	X	X	X
	Establishments with 5 to 9 employees	1	X	X	X
	Establishments with 10 to 19 employees	—	X	X	X
	Establishments with 20 to 49 employees	—	X	X	X
	Establishments with 50 to 99 employees	—	X	X	X
	Establishments with 100 to 249 employees	1	X	X	X
	Establishments with 250 to 499 employees	—	X	X	X
	Establishments with 500 to 999 employees	—	X	X	X
	Establishments with 1,000 employees or more	—	X	X	X
492	Couriers and messengers				
	All establishments	17	255	1 789	7 426
	Establishments with 1 to 4 employees	10	X	X	X
	Establishments with 5 to 9 employees	—	X	X	X
	Establishments with 10 to 19 employees	2	X	X	X
	Establishments with 20 to 49 employees	4	X	X	X
	Establishments with 50 to 99 employees	—	X	X	X
	Establishments with 100 to 249 employees	1	X	X	X
	Establishments with 250 to 499 employees	—	X	X	X
	Establishments with 500 to 999 employees	—	X	X	X
	Establishments with 1,000 employees or more	—	X	X	X
4921	Couriers				
	All establishments	8	156	1 352	5 829
	Establishments with 1 to 4 employees	5	X	X	X
	Establishments with 5 to 9 employees	—	X	X	X
	Establishments with 10 to 19 employees	1	X	X	X
	Establishments with 20 to 49 employees	1	X	X	X
	Establishments with 50 to 99 employees	—	X	X	X
	Establishments with 100 to 249 employees	1	X	X	X
	Establishments with 250 to 499 employees	—	X	X	X
	Establishments with 500 to 999 employees	—	X	X	X
	Establishments with 1,000 employees or more	—	X	X	X
49211	Couriers				
	All establishments	8	156	1 352	5 829
	Establishments with 1 to 4 employees	5	X	X	X
	Establishments with 5 to 9 employees	—	X	X	X
	Establishments with 10 to 19 employees	1	X	X	X
	Establishments with 20 to 49 employees	1	X	X	X
	Establishments with 50 to 99 employees	—	X	X	X
	Establishments with 100 to 249 employees	1	X	X	X
	Establishments with 250 to 499 employees	—	X	X	X
	Establishments with 500 to 999 employees	—	X	X	X
	Establishments with 1,000 employees or more	—	X	X	X

See footnotes at end of table.

Table 5. Establishments, Employees, and Payroll by Industry and Employment Size of Establishments by County: 2004—Con.

[Excludes most government employees, railroad employees, and self-employed persons. Size class 1 to 4 employees includes establishments having payroll, but no employees, during mid-March pay period. For meaning of abbreviations and symbols, see introductory text. For explanation of terms, see Appendix A. For statement on reliability, see the note at the end of the table and Appendix C]

NAICS code	Geography, kind of business, and employment size class	Establishments (number)	Paid employees for pay period including March 12 (number)	First-quarter payroll (\$1,000)	Annual payroll (\$1,000)
	BURLINGTON—Con.				
48-49	Transportation and warehousing—Con.				
492	Couriers and messengers—Con.				
4921	Couriers—Con.				
49211	Couriers—Con.				
492110	Couriers				
	All establishments	8	156	1 352	5 829
	Establishments with 1 to 4 employees	5	X	X	X
	Establishments with 5 to 9 employees	—	X	X	X
	Establishments with 10 to 19 employees	1	X	X	X
	Establishments with 20 to 49 employees	1	X	X	X
	Establishments with 50 to 99 employees	—	X	X	X
	Establishments with 100 to 249 employees	1	X	X	X
	Establishments with 250 to 499 employees	—	X	X	X
	Establishments with 500 to 999 employees	—	X	X	X
	Establishments with 1,000 employees or more	—	X	X	X
493	Warehousing and storage				
	All establishments	25	5 743	20 596	82 333
	Establishments with 1 to 4 employees	5	X	X	X
	Establishments with 5 to 9 employees	3	X	X	X
	Establishments with 10 to 19 employees	2	X	X	X
	Establishments with 20 to 49 employees	8	X	X	X
	Establishments with 50 to 99 employees	2	X	X	X
	Establishments with 100 to 249 employees	2	X	X	X
	Establishments with 250 to 499 employees	2	X	X	X
	Establishments with 500 to 999 employees	—	X	X	X
	Establishments with 1,000 employees or more	1	X	X	X
4931	Warehousing and storage				
	All establishments	25	5 743	20 596	82 333
	Establishments with 1 to 4 employees	5	X	X	X
	Establishments with 5 to 9 employees	3	X	X	X
	Establishments with 10 to 19 employees	2	X	X	X
	Establishments with 20 to 49 employees	8	X	X	X
	Establishments with 50 to 99 employees	2	X	X	X
	Establishments with 100 to 249 employees	2	X	X	X
	Establishments with 250 to 499 employees	2	X	X	X
	Establishments with 500 to 999 employees	—	X	X	X
	Establishments with 1,000 employees or more	1	X	X	X
49311	General warehousing and storage				
	All establishments	19	1 278	12 144	47 422
	Establishments with 1 to 4 employees	4	X	X	X
	Establishments with 5 to 9 employees	3	X	X	X
	Establishments with 10 to 19 employees	1	X	X	X
	Establishments with 20 to 49 employees	6	X	X	X
	Establishments with 50 to 99 employees	1	X	X	X
	Establishments with 100 to 249 employees	2	X	X	X
	Establishments with 250 to 499 employees	2	X	X	X
	Establishments with 500 to 999 employees	—	X	X	X
	Establishments with 1,000 employees or more	—	X	X	X
493110	General warehousing and storage				
	All establishments	19	1 278	12 144	47 422
	Establishments with 1 to 4 employees	4	X	X	X
	Establishments with 5 to 9 employees	3	X	X	X
	Establishments with 10 to 19 employees	1	X	X	X
	Establishments with 20 to 49 employees	6	X	X	X
	Establishments with 50 to 99 employees	1	X	X	X
	Establishments with 100 to 249 employees	2	X	X	X
	Establishments with 250 to 499 employees	2	X	X	X
	Establishments with 500 to 999 employees	—	X	X	X
	Establishments with 1,000 employees or more	—	X	X	X
49319	Other warehousing and storage				
	All establishments	3	h	D	D
	Establishments with 1 to 4 employees	—	X	X	X
	Establishments with 5 to 9 employees	—	X	X	X
	Establishments with 10 to 19 employees	1	X	X	X
	Establishments with 20 to 49 employees	—	X	X	X
	Establishments with 50 to 99 employees	1	X	X	X
	Establishments with 100 to 249 employees	—	X	X	X
	Establishments with 250 to 499 employees	—	X	X	X
	Establishments with 500 to 999 employees	—	X	X	X
	Establishments with 1,000 employees or more	1	X	X	X
493190	Other warehousing and storage				
	All establishments	3	h	D	D
	Establishments with 1 to 4 employees	—	X	X	X
	Establishments with 5 to 9 employees	—	X	X	X
	Establishments with 10 to 19 employees	1	X	X	X
	Establishments with 20 to 49 employees	—	X	X	X
	Establishments with 50 to 99 employees	1	X	X	X
	Establishments with 100 to 249 employees	—	X	X	X
	Establishments with 250 to 499 employees	—	X	X	X
	Establishments with 500 to 999 employees	—	X	X	X
	Establishments with 1,000 employees or more	1	X	X	X

See footnotes at end of table.

Table 5. Establishments, Employees, and Payroll by Industry and Employment Size of Establishments by County: 2004—Con.

[Excludes most government employees, railroad employees, and self-employed persons. Size class 1 to 4 employees includes establishments having payroll, but no employees, during mid-March pay period. For meaning of abbreviations and symbols, see introductory text. For explanation of terms, see Appendix A. For statement on reliability, see the note at the end of the table and Appendix C]

NAICS code	Geography, kind of business, and employment size class	Establishments (number)	Paid employees for pay period including March 12 (number)	First-quarter payroll (\$1,000)	Annual payroll (\$1,000)
	BURLINGTON—Con.				
51	Information				
	All establishments	173	4 385	57 767	217 077
	Establishments with 1 to 4 employees	92	X	X	X
	Establishments with 5 to 9 employees	32	X	X	X
	Establishments with 10 to 19 employees	14	X	X	X
	Establishments with 20 to 49 employees	19	X	X	X
	Establishments with 50 to 99 employees	5	X	X	X
	Establishments with 100 to 249 employees	5	X	X	X
	Establishments with 250 to 499 employees	6	X	X	X
	Establishments with 500 to 999 employees	—	X	X	X
	Establishments with 1,000 employees or more	—	X	X	X
511	Publishing industries (except Internet)				
	All establishments	42	1 922	26 437	106 987
	Establishments with 1 to 4 employees	19	X	X	X
	Establishments with 5 to 9 employees	8	X	X	X
	Establishments with 10 to 19 employees	3	X	X	X
	Establishments with 20 to 49 employees	5	X	X	X
	Establishments with 50 to 99 employees	—	X	X	X
	Establishments with 100 to 249 employees	4	X	X	X
	Establishments with 250 to 499 employees	3	X	X	X
	Establishments with 500 to 999 employees	—	X	X	X
	Establishments with 1,000 employees or more	—	X	X	X
5111	Newspaper, periodical, book, and directory publishers				
	All establishments	24	997	5 843	23 662
	Establishments with 1 to 4 employees	14	X	X	X
	Establishments with 5 to 9 employees	3	X	X	X
	Establishments with 10 to 19 employees	1	X	X	X
	Establishments with 20 to 49 employees	3	X	X	X
	Establishments with 50 to 99 employees	—	X	X	X
	Establishments with 100 to 249 employees	1	X	X	X
	Establishments with 250 to 499 employees	2	X	X	X
	Establishments with 500 to 999 employees	—	X	X	X
	Establishments with 1,000 employees or more	—	X	X	X
51111	Newspaper publishers				
	All establishments	6	499	2 851	10 897
	Establishments with 1 to 4 employees	2	X	X	X
	Establishments with 5 to 9 employees	1	X	X	X
	Establishments with 10 to 19 employees	—	X	X	X
	Establishments with 20 to 49 employees	2	X	X	X
	Establishments with 50 to 99 employees	—	X	X	X
	Establishments with 100 to 249 employees	—	X	X	X
	Establishments with 250 to 499 employees	1	X	X	X
	Establishments with 500 to 999 employees	—	X	X	X
	Establishments with 1,000 employees or more	—	X	X	X
511110	Newspaper publishers				
	All establishments	6	499	2 851	10 897
	Establishments with 1 to 4 employees	2	X	X	X
	Establishments with 5 to 9 employees	1	X	X	X
	Establishments with 10 to 19 employees	—	X	X	X
	Establishments with 20 to 49 employees	2	X	X	X
	Establishments with 50 to 99 employees	—	X	X	X
	Establishments with 100 to 249 employees	—	X	X	X
	Establishments with 250 to 499 employees	1	X	X	X
	Establishments with 500 to 999 employees	—	X	X	X
	Establishments with 1,000 employees or more	—	X	X	X
51112	Periodical publishers				
	All establishments	6	319	721	3 231
	Establishments with 1 to 4 employees	5	X	X	X
	Establishments with 5 to 9 employees	—	X	X	X
	Establishments with 10 to 19 employees	—	X	X	X
	Establishments with 20 to 49 employees	—	X	X	X
	Establishments with 50 to 99 employees	—	X	X	X
	Establishments with 100 to 249 employees	—	X	X	X
	Establishments with 250 to 499 employees	1	X	X	X
	Establishments with 500 to 999 employees	—	X	X	X
	Establishments with 1,000 employees or more	—	X	X	X
511120	Periodical publishers				
	All establishments	6	319	721	3 231
	Establishments with 1 to 4 employees	5	X	X	X
	Establishments with 5 to 9 employees	—	X	X	X
	Establishments with 10 to 19 employees	—	X	X	X
	Establishments with 20 to 49 employees	—	X	X	X
	Establishments with 50 to 99 employees	—	X	X	X
	Establishments with 100 to 249 employees	—	X	X	X
	Establishments with 250 to 499 employees	1	X	X	X
	Establishments with 500 to 999 employees	—	X	X	X
	Establishments with 1,000 employees or more	—	X	X	X

See footnotes at end of table.

Table 5. Establishments, Employees, and Payroll by Industry and Employment Size of Establishments by County: 2004—Con.

[Excludes most government employees, railroad employees, and self-employed persons. Size class 1 to 4 employees includes establishments having payroll, but no employees, during mid-March pay period. For meaning of abbreviations and symbols, see introductory text. For explanation of terms, see Appendix A. For statement on reliability, see the note at the end of the table and Appendix C]

NAICS code	Geography, kind of business, and employment size class	Establishments (number)	Paid employees for pay period including March 12 (number)	First-quarter payroll (\$1,000)	Annual payroll (\$1,000)
51	BURLINGTON—Con.				
	Information—Con.				
511	Publishing industries (except Internet)—Con.				
5111	Newspaper, periodical, book, and directory publishers—Con.				
51114	Directory and mailing list publishers				
	All establishments	5	169	1 957	8 332
	Establishments with 1 to 4 employees	—	X	X	X
	Establishments with 5 to 9 employees	2	X	X	X
	Establishments with 10 to 19 employees	1	X	X	X
	Establishments with 20 to 49 employees	1	X	X	X
	Establishments with 50 to 99 employees	—	X	X	X
	Establishments with 100 to 249 employees	1	X	X	X
	Establishments with 250 to 499 employees	—	X	X	X
	Establishments with 500 to 999 employees	—	X	X	X
	Establishments with 1,000 employees or more	—	X	X	X
511140	Directory and mailing list publishers				
	All establishments	5	169	1 957	8 332
	Establishments with 1 to 4 employees	—	X	X	X
	Establishments with 5 to 9 employees	2	X	X	X
	Establishments with 10 to 19 employees	1	X	X	X
	Establishments with 20 to 49 employees	1	X	X	X
	Establishments with 50 to 99 employees	—	X	X	X
	Establishments with 100 to 249 employees	1	X	X	X
	Establishments with 250 to 499 employees	—	X	X	X
	Establishments with 500 to 999 employees	—	X	X	X
	Establishments with 1,000 employees or more	—	X	X	X
5112	Software publishers				
	All establishments	18	925	20 594	83 325
	Establishments with 1 to 4 employees	5	X	X	X
	Establishments with 5 to 9 employees	5	X	X	X
	Establishments with 10 to 19 employees	2	X	X	X
	Establishments with 20 to 49 employees	2	X	X	X
	Establishments with 50 to 99 employees	—	X	X	X
	Establishments with 100 to 249 employees	3	X	X	X
	Establishments with 250 to 499 employees	1	X	X	X
	Establishments with 500 to 999 employees	—	X	X	X
	Establishments with 1,000 employees or more	—	X	X	X
51121	Software publishers				
	All establishments	18	925	20 594	83 325
	Establishments with 1 to 4 employees	5	X	X	X
	Establishments with 5 to 9 employees	5	X	X	X
	Establishments with 10 to 19 employees	2	X	X	X
	Establishments with 20 to 49 employees	2	X	X	X
	Establishments with 50 to 99 employees	—	X	X	X
	Establishments with 100 to 249 employees	3	X	X	X
	Establishments with 250 to 499 employees	1	X	X	X
	Establishments with 500 to 999 employees	—	X	X	X
	Establishments with 1,000 employees or more	—	X	X	X
511210	Software publishers				
	All establishments	18	925	20 594	83 325
	Establishments with 1 to 4 employees	5	X	X	X
	Establishments with 5 to 9 employees	5	X	X	X
	Establishments with 10 to 19 employees	2	X	X	X
	Establishments with 20 to 49 employees	2	X	X	X
	Establishments with 50 to 99 employees	—	X	X	X
	Establishments with 100 to 249 employees	3	X	X	X
	Establishments with 250 to 499 employees	1	X	X	X
	Establishments with 500 to 999 employees	—	X	X	X
	Establishments with 1,000 employees or more	—	X	X	X
512	Motion picture and sound recording industries				
	All establishments	16	498	5 574	25 805
	Establishments with 1 to 4 employees	9	X	X	X
	Establishments with 5 to 9 employees	1	X	X	X
	Establishments with 10 to 19 employees	—	X	X	X
	Establishments with 20 to 49 employees	4	X	X	X
	Establishments with 50 to 99 employees	1	X	X	X
	Establishments with 100 to 249 employees	—	X	X	X
	Establishments with 250 to 499 employees	1	X	X	X
	Establishments with 500 to 999 employees	—	X	X	X
	Establishments with 1,000 employees or more	—	X	X	X
5121	Motion picture and video industries				
	All establishments	12	495	5 562	25 618
	Establishments with 1 to 4 employees	5	X	X	X
	Establishments with 5 to 9 employees	1	X	X	X
	Establishments with 10 to 19 employees	—	X	X	X
	Establishments with 20 to 49 employees	4	X	X	X
	Establishments with 50 to 99 employees	1	X	X	X
	Establishments with 100 to 249 employees	—	X	X	X
	Establishments with 250 to 499 employees	1	X	X	X
	Establishments with 500 to 999 employees	—	X	X	X
	Establishments with 1,000 employees or more	—	X	X	X

See footnotes at end of table.

Table 5. Establishments, Employees, and Payroll by Industry and Employment Size of Establishments by County: 2004—Con.

[Excludes most government employees, railroad employees, and self-employed persons. Size class 1 to 4 employees includes establishments having payroll, but no employees, during mid-March pay period. For meaning of abbreviations and symbols, see introductory text. For explanation of terms, see Appendix A. For statement on reliability, see the note at the end of the table and Appendix C]

NAICS code	Geography, kind of business, and employment size class	Establishments (number)	Paid employees for pay period including March 12 (number)	First-quarter payroll (\$1,000)	Annual payroll (\$1,000)
51	BURLINGTON—Con.				
	Information—Con.				
512	Motion picture and sound recording industries—Con.				
5121	Motion picture and video industries—Con.				
51211	Motion picture and video production				
	All establishments	8	e	D	D
	Establishments with 1 to 4 employees	5	X	X	X
	Establishments with 5 to 9 employees	1	X	X	X
	Establishments with 10 to 19 employees	—	X	X	X
	Establishments with 20 to 49 employees	1	X	X	X
	Establishments with 50 to 99 employees	—	X	X	X
	Establishments with 100 to 249 employees	—	X	X	X
	Establishments with 250 to 499 employees	1	X	X	X
	Establishments with 500 to 999 employees	—	X	X	X
	Establishments with 1,000 employees or more	—	X	X	X
512110	Motion picture and video production				
	All establishments	8	e	D	D
	Establishments with 1 to 4 employees	5	X	X	X
	Establishments with 5 to 9 employees	1	X	X	X
	Establishments with 10 to 19 employees	—	X	X	X
	Establishments with 20 to 49 employees	1	X	X	X
	Establishments with 50 to 99 employees	—	X	X	X
	Establishments with 100 to 249 employees	—	X	X	X
	Establishments with 250 to 499 employees	1	X	X	X
	Establishments with 500 to 999 employees	—	X	X	X
	Establishments with 1,000 employees or more	—	X	X	X
51213	Motion picture and video exhibition				
	All establishments	4	c	D	D
	Establishments with 1 to 4 employees	—	X	X	X
	Establishments with 5 to 9 employees	—	X	X	X
	Establishments with 10 to 19 employees	—	X	X	X
	Establishments with 20 to 49 employees	3	X	X	X
	Establishments with 50 to 99 employees	1	X	X	X
	Establishments with 100 to 249 employees	—	X	X	X
	Establishments with 250 to 499 employees	—	X	X	X
	Establishments with 500 to 999 employees	—	X	X	X
	Establishments with 1,000 employees or more	—	X	X	X
512131	Motion picture theaters (except drive-ins)				
	All establishments	4	c	D	D
	Establishments with 1 to 4 employees	—	X	X	X
	Establishments with 5 to 9 employees	—	X	X	X
	Establishments with 10 to 19 employees	—	X	X	X
	Establishments with 20 to 49 employees	3	X	X	X
	Establishments with 50 to 99 employees	1	X	X	X
	Establishments with 100 to 249 employees	—	X	X	X
	Establishments with 250 to 499 employees	—	X	X	X
	Establishments with 500 to 999 employees	—	X	X	X
	Establishments with 1,000 employees or more	—	X	X	X
517	Telecommunications				
	All establishments	76	1 720	23 117	73 275
	Establishments with 1 to 4 employees	39	X	X	X
	Establishments with 5 to 9 employees	16	X	X	X
	Establishments with 10 to 19 employees	6	X	X	X
	Establishments with 20 to 49 employees	9	X	X	X
	Establishments with 50 to 99 employees	3	X	X	X
	Establishments with 100 to 249 employees	1	X	X	X
	Establishments with 250 to 499 employees	2	X	X	X
	Establishments with 500 to 999 employees	—	X	X	X
	Establishments with 1,000 employees or more	—	X	X	X
5171	Wired telecommunications carriers				
	All establishments	46	1 010	17 613	53 486
	Establishments with 1 to 4 employees	25	X	X	X
	Establishments with 5 to 9 employees	11	X	X	X
	Establishments with 10 to 19 employees	1	X	X	X
	Establishments with 20 to 49 employees	4	X	X	X
	Establishments with 50 to 99 employees	3	X	X	X
	Establishments with 100 to 249 employees	1	X	X	X
	Establishments with 250 to 499 employees	1	X	X	X
	Establishments with 500 to 999 employees	—	X	X	X
	Establishments with 1,000 employees or more	—	X	X	X
51711	Wired telecommunications carriers				
	All establishments	46	1 010	17 613	53 486
	Establishments with 1 to 4 employees	25	X	X	X
	Establishments with 5 to 9 employees	11	X	X	X
	Establishments with 10 to 19 employees	1	X	X	X
	Establishments with 20 to 49 employees	4	X	X	X
	Establishments with 50 to 99 employees	3	X	X	X
	Establishments with 100 to 249 employees	1	X	X	X
	Establishments with 250 to 499 employees	1	X	X	X
	Establishments with 500 to 999 employees	—	X	X	X
	Establishments with 1,000 employees or more	—	X	X	X

See footnotes at end of table.

Table 5. Establishments, Employees, and Payroll by Industry and Employment Size of Establishments by County: 2004—Con.

[Excludes most government employees, railroad employees, and self-employed persons. Size class 1 to 4 employees includes establishments having payroll, but no employees, during mid-March pay period. For meaning of abbreviations and symbols, see introductory text. For explanation of terms, see Appendix A. For statement on reliability, see the note at the end of the table and Appendix C]

NAICS code	Geography, kind of business, and employment size class	Establishments (number)	Paid employees for pay period including March 12 (number)	First-quarter payroll (\$1,000)	Annual payroll (\$1,000)
51	BURLINGTON—Con.				
	Information—Con.				
517	Telecommunications—Con.				
5171	Wired telecommunications carriers—Con.				
51711	Wired telecommunications carriers—Con.				
517110	Wired telecommunications carriers				
	All establishments	46	1 010	17 613	53 486
	Establishments with 1 to 4 employees	25	X	X	X
	Establishments with 5 to 9 employees	11	X	X	X
	Establishments with 10 to 19 employees	1	X	X	X
	Establishments with 20 to 49 employees	4	X	X	X
	Establishments with 50 to 99 employees	3	X	X	X
	Establishments with 100 to 249 employees	1	X	X	X
	Establishments with 250 to 499 employees	1	X	X	X
	Establishments with 500 to 999 employees	—	X	X	X
	Establishments with 1,000 employees or more	—	X	X	X
5172	Wireless telecommunications carriers (except satellite)				
	All establishments	16	173	2 534	10 222
	Establishments with 1 to 4 employees	5	X	X	X
	Establishments with 5 to 9 employees	5	X	X	X
	Establishments with 10 to 19 employees	4	X	X	X
	Establishments with 20 to 49 employees	2	X	X	X
	Establishments with 50 to 99 employees	—	X	X	X
	Establishments with 100 to 249 employees	—	X	X	X
	Establishments with 250 to 499 employees	—	X	X	X
	Establishments with 500 to 999 employees	—	X	X	X
	Establishments with 1,000 employees or more	—	X	X	X
51721	Wireless telecommunications carriers (except satellite)				
	All establishments	16	173	2 534	10 222
	Establishments with 1 to 4 employees	5	X	X	X
	Establishments with 5 to 9 employees	5	X	X	X
	Establishments with 10 to 19 employees	4	X	X	X
	Establishments with 20 to 49 employees	2	X	X	X
	Establishments with 50 to 99 employees	—	X	X	X
	Establishments with 100 to 249 employees	—	X	X	X
	Establishments with 250 to 499 employees	—	X	X	X
	Establishments with 500 to 999 employees	—	X	X	X
	Establishments with 1,000 employees or more	—	X	X	X
517212	Cellular and other wireless telecommunications				
	All establishments	14	c	D	D
	Establishments with 1 to 4 employees	4	X	X	X
	Establishments with 5 to 9 employees	5	X	X	X
	Establishments with 10 to 19 employees	4	X	X	X
	Establishments with 20 to 49 employees	1	X	X	X
	Establishments with 50 to 99 employees	—	X	X	X
	Establishments with 100 to 249 employees	—	X	X	X
	Establishments with 250 to 499 employees	—	X	X	X
	Establishments with 500 to 999 employees	—	X	X	X
	Establishments with 1,000 employees or more	—	X	X	X
5175	Cable and other program distribution				
	All establishments	9	f	D	D
	Establishments with 1 to 4 employees	5	X	X	X
	Establishments with 5 to 9 employees	—	X	X	X
	Establishments with 10 to 19 employees	—	X	X	X
	Establishments with 20 to 49 employees	3	X	X	X
	Establishments with 50 to 99 employees	—	X	X	X
	Establishments with 100 to 249 employees	—	X	X	X
	Establishments with 250 to 499 employees	1	X	X	X
	Establishments with 500 to 999 employees	—	X	X	X
	Establishments with 1,000 employees or more	—	X	X	X
51751	Cable and other program distribution				
	All establishments	9	f	D	D
	Establishments with 1 to 4 employees	5	X	X	X
	Establishments with 5 to 9 employees	—	X	X	X
	Establishments with 10 to 19 employees	—	X	X	X
	Establishments with 20 to 49 employees	3	X	X	X
	Establishments with 50 to 99 employees	—	X	X	X
	Establishments with 100 to 249 employees	—	X	X	X
	Establishments with 250 to 499 employees	1	X	X	X
	Establishments with 500 to 999 employees	—	X	X	X
	Establishments with 1,000 employees or more	—	X	X	X
517510	Cable and other program distribution				
	All establishments	9	f	D	D
	Establishments with 1 to 4 employees	5	X	X	X
	Establishments with 5 to 9 employees	—	X	X	X
	Establishments with 10 to 19 employees	—	X	X	X
	Establishments with 20 to 49 employees	3	X	X	X
	Establishments with 50 to 99 employees	—	X	X	X
	Establishments with 100 to 249 employees	—	X	X	X
	Establishments with 250 to 499 employees	1	X	X	X
	Establishments with 500 to 999 employees	—	X	X	X
	Establishments with 1,000 employees or more	—	X	X	X

See footnotes at end of table.

Table 5. Establishments, Employees, and Payroll by Industry and Employment Size of Establishments by County: 2004—Con.

[Excludes most government employees, railroad employees, and self-employed persons. Size class 1 to 4 employees includes establishments having payroll, but no employees, during mid-March pay period. For meaning of abbreviations and symbols, see introductory text. For explanation of terms, see Appendix A. For statement on reliability, see the note at the end of the table and Appendix C]

NAICS code	Geography, kind of business, and employment size class	Establishments (number)	Paid employees for pay period including March 12 (number)	First-quarter payroll (\$1,000)	Annual payroll (\$1,000)
51	BURLINGTON—Con.				
	Information—Con.				
518	Internet service providers, web search portals, and data processing services				
	All establishments	25	132	1 485	5 978
	Establishments with 1 to 4 employees	16	X	X	X
	Establishments with 5 to 9 employees	4	X	X	X
	Establishments with 10 to 19 employees	4	X	X	X
	Establishments with 20 to 49 employees	1	X	X	X
	Establishments with 50 to 99 employees	—	X	X	X
	Establishments with 100 to 249 employees	—	X	X	X
	Establishments with 250 to 499 employees	—	X	X	X
	Establishments with 500 to 999 employees	—	X	X	X
	Establishments with 1,000 employees or more	—	X	X	X
5182	Data processing, hosting, and related services				
	All establishments	19	116	1 380	5 588
	Establishments with 1 to 4 employees	12	X	X	X
	Establishments with 5 to 9 employees	2	X	X	X
	Establishments with 10 to 19 employees	4	X	X	X
	Establishments with 20 to 49 employees	1	X	X	X
	Establishments with 50 to 99 employees	—	X	X	X
	Establishments with 100 to 249 employees	—	X	X	X
	Establishments with 250 to 499 employees	—	X	X	X
	Establishments with 500 to 999 employees	—	X	X	X
	Establishments with 1,000 employees or more	—	X	X	X
51821	Data processing, hosting, and related services				
	All establishments	19	116	1 380	5 588
	Establishments with 1 to 4 employees	12	X	X	X
	Establishments with 5 to 9 employees	2	X	X	X
	Establishments with 10 to 19 employees	4	X	X	X
	Establishments with 20 to 49 employees	1	X	X	X
	Establishments with 50 to 99 employees	—	X	X	X
	Establishments with 100 to 249 employees	—	X	X	X
	Establishments with 250 to 499 employees	—	X	X	X
	Establishments with 500 to 999 employees	—	X	X	X
	Establishments with 1,000 employees or more	—	X	X	X
518210	Data processing, hosting, and related services				
	All establishments	19	116	1 380	5 588
	Establishments with 1 to 4 employees	12	X	X	X
	Establishments with 5 to 9 employees	2	X	X	X
	Establishments with 10 to 19 employees	4	X	X	X
	Establishments with 20 to 49 employees	1	X	X	X
	Establishments with 50 to 99 employees	—	X	X	X
	Establishments with 100 to 249 employees	—	X	X	X
	Establishments with 250 to 499 employees	—	X	X	X
	Establishments with 500 to 999 employees	—	X	X	X
	Establishments with 1,000 employees or more	—	X	X	X
52	Finance and insurance				
	All establishments	690	18 744	271 297	1 061 469
	Establishments with 1 to 4 employees	320	X	X	X
	Establishments with 5 to 9 employees	153	X	X	X
	Establishments with 10 to 19 employees	99	X	X	X
	Establishments with 20 to 49 employees	72	X	X	X
	Establishments with 50 to 99 employees	24	X	X	X
	Establishments with 100 to 249 employees	13	X	X	X
	Establishments with 250 to 499 employees	7	X	X	X
	Establishments with 500 to 999 employees	1	X	X	X
	Establishments with 1,000 employees or more	1	X	X	X
522	Credit intermediation and related activities				
	All establishments	319	13 529	185 565	723 329
	Establishments with 1 to 4 employees	98	X	X	X
	Establishments with 5 to 9 employees	91	X	X	X
	Establishments with 10 to 19 employees	68	X	X	X
	Establishments with 20 to 49 employees	41	X	X	X
	Establishments with 50 to 99 employees	9	X	X	X
	Establishments with 100 to 249 employees	5	X	X	X
	Establishments with 250 to 499 employees	5	X	X	X
	Establishments with 500 to 999 employees	1	X	X	X
	Establishments with 1,000 employees or more	1	X	X	X
5221	Depository credit intermediation				
	All establishments	184	3 556	30 106	160 926
	Establishments with 1 to 4 employees	37	X	X	X
	Establishments with 5 to 9 employees	65	X	X	X
	Establishments with 10 to 19 employees	55	X	X	X
	Establishments with 20 to 49 employees	21	X	X	X
	Establishments with 50 to 99 employees	2	X	X	X
	Establishments with 100 to 249 employees	2	X	X	X
	Establishments with 250 to 499 employees	1	X	X	X
	Establishments with 500 to 999 employees	1	X	X	X
	Establishments with 1,000 employees or more	—	X	X	X

See footnotes at end of table.

Table 5. Establishments, Employees, and Payroll by Industry and Employment Size of Establishments by County: 2004—Con.

[Excludes most government employees, railroad employees, and self-employed persons. Size class 1 to 4 employees includes establishments having payroll, but no employees, during mid-March pay period. For meaning of abbreviations and symbols, see introductory text. For explanation of terms, see Appendix A. For statement on reliability, see the note at the end of the table and Appendix C]

NAICS code	Geography, kind of business, and employment size class	Establishments (number)	Paid employees for pay period including March 12 (number)	First-quarter payroll (\$1,000)	Annual payroll (\$1,000)
52	BURLINGTON—Con.				
	Finance and insurance—Con.				
522	Credit intermediation and related activities—Con.				
5221	Depository credit intermediation—Con.				
52211	Commercial banking				
	All establishments	104	2 548	21 682	125 571
	Establishments with 1 to 4 employees	26	X	X	X
	Establishments with 5 to 9 employees	32	X	X	X
	Establishments with 10 to 19 employees	27	X	X	X
	Establishments with 20 to 49 employees	15	X	X	X
	Establishments with 50 to 99 employees	1	X	X	X
	Establishments with 100 to 249 employees	1	X	X	X
	Establishments with 250 to 499 employees	1	X	X	X
	Establishments with 500 to 999 employees	1	X	X	X
	Establishments with 1,000 employees or more	—	X	X	X
522110	Commercial banking				
	All establishments	104	2 548	21 682	125 571
	Establishments with 1 to 4 employees	26	X	X	X
	Establishments with 5 to 9 employees	32	X	X	X
	Establishments with 10 to 19 employees	27	X	X	X
	Establishments with 20 to 49 employees	15	X	X	X
	Establishments with 50 to 99 employees	1	X	X	X
	Establishments with 100 to 249 employees	1	X	X	X
	Establishments with 250 to 499 employees	1	X	X	X
	Establishments with 500 to 999 employees	1	X	X	X
	Establishments with 1,000 employees or more	—	X	X	X
52212	Savings institutions				
	All establishments	68	898	7 535	31 715
	Establishments with 1 to 4 employees	4	X	X	X
	Establishments with 5 to 9 employees	30	X	X	X
	Establishments with 10 to 19 employees	28	X	X	X
	Establishments with 20 to 49 employees	4	X	X	X
	Establishments with 50 to 99 employees	1	X	X	X
	Establishments with 100 to 249 employees	1	X	X	X
	Establishments with 250 to 499 employees	—	X	X	X
	Establishments with 500 to 999 employees	—	X	X	X
	Establishments with 1,000 employees or more	—	X	X	X
522120	Savings institutions				
	All establishments	68	898	7 535	31 715
	Establishments with 1 to 4 employees	4	X	X	X
	Establishments with 5 to 9 employees	30	X	X	X
	Establishments with 10 to 19 employees	28	X	X	X
	Establishments with 20 to 49 employees	4	X	X	X
	Establishments with 50 to 99 employees	1	X	X	X
	Establishments with 100 to 249 employees	1	X	X	X
	Establishments with 250 to 499 employees	—	X	X	X
	Establishments with 500 to 999 employees	—	X	X	X
	Establishments with 1,000 employees or more	—	X	X	X
52213	Credit unions				
	All establishments	12	110	889	3 640
	Establishments with 1 to 4 employees	7	X	X	X
	Establishments with 5 to 9 employees	3	X	X	X
	Establishments with 10 to 19 employees	—	X	X	X
	Establishments with 20 to 49 employees	2	X	X	X
	Establishments with 50 to 99 employees	—	X	X	X
	Establishments with 100 to 249 employees	—	X	X	X
	Establishments with 250 to 499 employees	—	X	X	X
	Establishments with 500 to 999 employees	—	X	X	X
	Establishments with 1,000 employees or more	—	X	X	X
522130	Credit unions				
	All establishments	12	110	889	3 640
	Establishments with 1 to 4 employees	7	X	X	X
	Establishments with 5 to 9 employees	3	X	X	X
	Establishments with 10 to 19 employees	—	X	X	X
	Establishments with 20 to 49 employees	2	X	X	X
	Establishments with 50 to 99 employees	—	X	X	X
	Establishments with 100 to 249 employees	—	X	X	X
	Establishments with 250 to 499 employees	—	X	X	X
	Establishments with 500 to 999 employees	—	X	X	X
	Establishments with 1,000 employees or more	—	X	X	X
5222	Nondepository credit intermediation				
	All establishments	100	9 500	150 931	542 139
	Establishments with 1 to 4 employees	37	X	X	X
	Establishments with 5 to 9 employees	22	X	X	X
	Establishments with 10 to 19 employees	9	X	X	X
	Establishments with 20 to 49 employees	19	X	X	X
	Establishments with 50 to 99 employees	6	X	X	X
	Establishments with 100 to 249 employees	3	X	X	X
	Establishments with 250 to 499 employees	3	X	X	X
	Establishments with 500 to 999 employees	—	X	X	X
	Establishments with 1,000 employees or more	1	X	X	X

See footnotes at end of table.

Table 5. Establishments, Employees, and Payroll by Industry and Employment Size of Establishments by County: 2004—Con.

[Excludes most government employees, railroad employees, and self-employed persons. Size class 1 to 4 employees includes establishments having payroll, but no employees, during mid-March pay period. For meaning of abbreviations and symbols, see introductory text. For explanation of terms, see Appendix A. For statement on reliability, see the note at the end of the table and Appendix C]

NAICS code	Geography, kind of business, and employment size class	Establishments (number)	Paid employees for pay period including March 12 (number)	First-quarter payroll (\$1,000)	Annual payroll (\$1,000)
52	BURLINGTON—Con.				
	Finance and insurance—Con.				
522	Credit intermediation and related activities—Con.				
5222	Nondepository credit intermediation—Con.				
52222	Sales financing				
	All establishments	13	549	9 718	37 380
	Establishments with 1 to 4 employees	4	X	X	X
	Establishments with 5 to 9 employees	4	X	X	X
	Establishments with 10 to 19 employees	1	X	X	X
	Establishments with 20 to 49 employees	1	X	X	X
	Establishments with 50 to 99 employees	1	X	X	X
	Establishments with 100 to 249 employees	2	X	X	X
	Establishments with 250 to 499 employees	—	X	X	X
	Establishments with 500 to 999 employees	—	X	X	X
	Establishments with 1,000 employees or more	—	X	X	X
522220	Sales financing				
	All establishments	13	549	9 718	37 380
	Establishments with 1 to 4 employees	4	X	X	X
	Establishments with 5 to 9 employees	4	X	X	X
	Establishments with 10 to 19 employees	1	X	X	X
	Establishments with 20 to 49 employees	1	X	X	X
	Establishments with 50 to 99 employees	1	X	X	X
	Establishments with 100 to 249 employees	2	X	X	X
	Establishments with 250 to 499 employees	—	X	X	X
	Establishments with 500 to 999 employees	—	X	X	X
	Establishments with 1,000 employees or more	—	X	X	X
52229	Other nondepository credit intermediation				
	All establishments	87	8 951	141 213	504 759
	Establishments with 1 to 4 employees	33	X	X	X
	Establishments with 5 to 9 employees	18	X	X	X
	Establishments with 10 to 19 employees	8	X	X	X
	Establishments with 20 to 49 employees	18	X	X	X
	Establishments with 50 to 99 employees	5	X	X	X
	Establishments with 100 to 249 employees	1	X	X	X
	Establishments with 250 to 499 employees	3	X	X	X
	Establishments with 500 to 999 employees	—	X	X	X
	Establishments with 1,000 employees or more	1	X	X	X
522291	Consumer lending				
	All establishments	12	e	D	D
	Establishments with 1 to 4 employees	2	X	X	X
	Establishments with 5 to 9 employees	6	X	X	X
	Establishments with 10 to 19 employees	1	X	X	X
	Establishments with 20 to 49 employees	1	X	X	X
	Establishments with 50 to 99 employees	—	X	X	X
	Establishments with 100 to 249 employees	1	X	X	X
	Establishments with 250 to 499 employees	1	X	X	X
	Establishments with 500 to 999 employees	—	X	X	X
	Establishments with 1,000 employees or more	—	X	X	X
522292	Real estate credit				
	All establishments	73	8 480	133 761	475 622
	Establishments with 1 to 4 employees	30	X	X	X
	Establishments with 5 to 9 employees	11	X	X	X
	Establishments with 10 to 19 employees	7	X	X	X
	Establishments with 20 to 49 employees	17	X	X	X
	Establishments with 50 to 99 employees	5	X	X	X
	Establishments with 100 to 249 employees	—	X	X	X
	Establishments with 250 to 499 employees	2	X	X	X
	Establishments with 500 to 999 employees	—	X	X	X
	Establishments with 1,000 employees or more	1	X	X	X
5223	Activities related to credit intermediation				
	All establishments	35	473	4 528	20 264
	Establishments with 1 to 4 employees	24	X	X	X
	Establishments with 5 to 9 employees	4	X	X	X
	Establishments with 10 to 19 employees	4	X	X	X
	Establishments with 20 to 49 employees	1	X	X	X
	Establishments with 50 to 99 employees	1	X	X	X
	Establishments with 100 to 249 employees	—	X	X	X
	Establishments with 250 to 499 employees	1	X	X	X
	Establishments with 500 to 999 employees	—	X	X	X
	Establishments with 1,000 employees or more	—	X	X	X
52231	Mortgage and nonmortgage loan brokers				
	All establishments	23	405	3 874	17 365
	Establishments with 1 to 4 employees	16	X	X	X
	Establishments with 5 to 9 employees	3	X	X	X
	Establishments with 10 to 19 employees	1	X	X	X
	Establishments with 20 to 49 employees	1	X	X	X
	Establishments with 50 to 99 employees	1	X	X	X
	Establishments with 100 to 249 employees	—	X	X	X
	Establishments with 250 to 499 employees	1	X	X	X
	Establishments with 500 to 999 employees	—	X	X	X
	Establishments with 1,000 employees or more	—	X	X	X

See footnotes at end of table.

Table 5. Establishments, Employees, and Payroll by Industry and Employment Size of Establishments by County: 2004—Con.

[Excludes most government employees, railroad employees, and self-employed persons. Size class 1 to 4 employees includes establishments having payroll, but no employees, during mid-March pay period. For meaning of abbreviations and symbols, see introductory text. For explanation of terms, see Appendix A. For statement on reliability, see the note at the end of the table and Appendix C]

NAICS code	Geography, kind of business, and employment size class	Establishments (number)	Paid employees for pay period including March 12 (number)	First-quarter payroll (\$1,000)	Annual payroll (\$1,000)
	BURLINGTON—Con.				
52	Finance and insurance—Con.				
522	Credit intermediation and related activities—Con.				
5223	Activities related to credit intermediation—Con.				
52231	Mortgage and nonmortgage loan brokers—Con.				
522310	Mortgage and nonmortgage loan brokers				
	All establishments	23	405	3 874	17 365
	Establishments with 1 to 4 employees	16	X	X	X
	Establishments with 5 to 9 employees	3	X	X	X
	Establishments with 10 to 19 employees	1	X	X	X
	Establishments with 20 to 49 employees	1	X	X	X
	Establishments with 50 to 99 employees	1	X	X	X
	Establishments with 100 to 249 employees	—	X	X	X
	Establishments with 250 to 499 employees	1	X	X	X
	Establishments with 500 to 999 employees	—	X	X	X
	Establishments with 1,000 employees or more	—	X	X	X
523	Securities, commodity contracts, other financial investments, and related activities				
	All establishments	104	f	D	D
	Establishments with 1 to 4 employees	77	X	X	X
	Establishments with 5 to 9 employees	11	X	X	X
	Establishments with 10 to 19 employees	4	X	X	X
	Establishments with 20 to 49 employees	7	X	X	X
	Establishments with 50 to 99 employees	3	X	X	X
	Establishments with 100 to 249 employees	2	X	X	X
	Establishments with 250 to 499 employees	—	X	X	X
	Establishments with 500 to 999 employees	—	X	X	X
	Establishments with 1,000 employees or more	—	X	X	X
5231	Securities and commodity contracts intermediation and brokerage				
	All establishments	56	742	18 221	72 667
	Establishments with 1 to 4 employees	37	X	X	X
	Establishments with 5 to 9 employees	4	X	X	X
	Establishments with 10 to 19 employees	4	X	X	X
	Establishments with 20 to 49 employees	6	X	X	X
	Establishments with 50 to 99 employees	3	X	X	X
	Establishments with 100 to 249 employees	2	X	X	X
	Establishments with 250 to 499 employees	—	X	X	X
	Establishments with 500 to 999 employees	—	X	X	X
	Establishments with 1,000 employees or more	—	X	X	X
52311	Investment banking and securities dealing				
	All establishments	25	151	733	8 586
	Establishments with 1 to 4 employees	22	X	X	X
	Establishments with 5 to 9 employees	1	X	X	X
	Establishments with 10 to 19 employees	1	X	X	X
	Establishments with 20 to 49 employees	—	X	X	X
	Establishments with 50 to 99 employees	—	X	X	X
	Establishments with 100 to 249 employees	1	X	X	X
	Establishments with 250 to 499 employees	—	X	X	X
	Establishments with 500 to 999 employees	—	X	X	X
	Establishments with 1,000 employees or more	—	X	X	X
523110	Investment banking and securities dealing				
	All establishments	25	151	733	8 586
	Establishments with 1 to 4 employees	22	X	X	X
	Establishments with 5 to 9 employees	1	X	X	X
	Establishments with 10 to 19 employees	1	X	X	X
	Establishments with 20 to 49 employees	—	X	X	X
	Establishments with 50 to 99 employees	—	X	X	X
	Establishments with 100 to 249 employees	1	X	X	X
	Establishments with 250 to 499 employees	—	X	X	X
	Establishments with 500 to 999 employees	—	X	X	X
	Establishments with 1,000 employees or more	—	X	X	X
52312	Securities brokerage				
	All establishments	31	591	17 488	64 081
	Establishments with 1 to 4 employees	15	X	X	X
	Establishments with 5 to 9 employees	3	X	X	X
	Establishments with 10 to 19 employees	3	X	X	X
	Establishments with 20 to 49 employees	6	X	X	X
	Establishments with 50 to 99 employees	3	X	X	X
	Establishments with 100 to 249 employees	1	X	X	X
	Establishments with 250 to 499 employees	—	X	X	X
	Establishments with 500 to 999 employees	—	X	X	X
	Establishments with 1,000 employees or more	—	X	X	X
523120	Securities brokerage				
	All establishments	31	591	17 488	64 081
	Establishments with 1 to 4 employees	15	X	X	X
	Establishments with 5 to 9 employees	3	X	X	X
	Establishments with 10 to 19 employees	3	X	X	X
	Establishments with 20 to 49 employees	6	X	X	X
	Establishments with 50 to 99 employees	3	X	X	X
	Establishments with 100 to 249 employees	1	X	X	X
	Establishments with 250 to 499 employees	—	X	X	X

See footnotes at end of table.

Table 5. Establishments, Employees, and Payroll by Industry and Employment Size of Establishments by County: 2004—Con.

[Excludes most government employees, railroad employees, and self-employed persons. Size class 1 to 4 employees includes establishments having payroll, but no employees, during mid-March pay period. For meaning of abbreviations and symbols, see introductory text. For explanation of terms, see Appendix A. For statement on reliability, see the note at the end of the table and Appendix C]

NAICS code	Geography, kind of business, and employment size class	Establishments (number)	Paid employees for pay period including March 12 (number)	First-quarter payroll (\$1,000)	Annual payroll (\$1,000)
	BURLINGTON—Con.				
52	Finance and insurance—Con.				
523	Securities, commodity contracts, other financial investments, and related activities—Con.				
5231	Securities and commodity contracts intermediation and brokerage—Con.				
52312	Securities brokerage—Con.				
523120	Securities brokerage—Con.				
	All establishments—Con.				
	Establishments with 500 to 999 employees	—	X	X	X
	Establishments with 1,000 employees or more	—	X	X	X
5239	Other financial investment activities				
	All establishments	48	c	D	D
	Establishments with 1 to 4 employees	40	X	X	X
	Establishments with 5 to 9 employees	7	X	X	X
	Establishments with 10 to 19 employees	—	X	X	X
	Establishments with 20 to 49 employees	1	X	X	X
	Establishments with 50 to 99 employees	—	X	X	X
	Establishments with 100 to 249 employees	—	X	X	X
	Establishments with 250 to 499 employees	—	X	X	X
	Establishments with 500 to 999 employees	—	X	X	X
	Establishments with 1,000 employees or more	—	X	X	X
524	Insurance carriers and related activities				
	All establishments	262	4 245	64 633	252 156
	Establishments with 1 to 4 employees	141	X	X	X
	Establishments with 5 to 9 employees	51	X	X	X
	Establishments with 10 to 19 employees	27	X	X	X
	Establishments with 20 to 49 employees	24	X	X	X
	Establishments with 50 to 99 employees	12	X	X	X
	Establishments with 100 to 249 employees	5	X	X	X
	Establishments with 250 to 499 employees	2	X	X	X
	Establishments with 500 to 999 employees	—	X	X	X
	Establishments with 1,000 employees or more	—	X	X	X
5241	Insurance carriers				
	All establishments	70	2 758	44 523	159 690
	Establishments with 1 to 4 employees	27	X	X	X
	Establishments with 5 to 9 employees	9	X	X	X
	Establishments with 10 to 19 employees	9	X	X	X
	Establishments with 20 to 49 employees	10	X	X	X
	Establishments with 50 to 99 employees	8	X	X	X
	Establishments with 100 to 249 employees	5	X	X	X
	Establishments with 250 to 499 employees	2	X	X	X
	Establishments with 500 to 999 employees	—	X	X	X
	Establishments with 1,000 employees or more	—	X	X	X
52411	Direct life, health, and medical insurance carriers				
	All establishments	26	1 168	18 717	69 165
	Establishments with 1 to 4 employees	11	X	X	X
	Establishments with 5 to 9 employees	3	X	X	X
	Establishments with 10 to 19 employees	3	X	X	X
	Establishments with 20 to 49 employees	4	X	X	X
	Establishments with 50 to 99 employees	1	X	X	X
	Establishments with 100 to 249 employees	3	X	X	X
	Establishments with 250 to 499 employees	1	X	X	X
	Establishments with 500 to 999 employees	—	X	X	X
	Establishments with 1,000 employees or more	—	X	X	X
524113	Direct life insurance carriers				
	All establishments	14	736	11 228	40 431
	Establishments with 1 to 4 employees	5	X	X	X
	Establishments with 5 to 9 employees	1	X	X	X
	Establishments with 10 to 19 employees	2	X	X	X
	Establishments with 20 to 49 employees	3	X	X	X
	Establishments with 50 to 99 employees	1	X	X	X
	Establishments with 100 to 249 employees	1	X	X	X
	Establishments with 250 to 499 employees	1	X	X	X
	Establishments with 500 to 999 employees	—	X	X	X
	Establishments with 1,000 employees or more	—	X	X	X
524114	Direct health and medical insurance carriers				
	All establishments	12	432	7 489	28 734
	Establishments with 1 to 4 employees	6	X	X	X
	Establishments with 5 to 9 employees	2	X	X	X
	Establishments with 10 to 19 employees	1	X	X	X
	Establishments with 20 to 49 employees	1	X	X	X
	Establishments with 50 to 99 employees	—	X	X	X
	Establishments with 100 to 249 employees	2	X	X	X
	Establishments with 250 to 499 employees	—	X	X	X
	Establishments with 500 to 999 employees	—	X	X	X
	Establishments with 1,000 employees or more	—	X	X	X

See footnotes at end of table.

Table 5. Establishments, Employees, and Payroll by Industry and Employment Size of Establishments by County: 2004—Con.

[Excludes most government employees, railroad employees, and self-employed persons. Size class 1 to 4 employees includes establishments having payroll, but no employees, during mid-March pay period. For meaning of abbreviations and symbols, see introductory text. For explanation of terms, see Appendix A. For statement on reliability, see the note at the end of the table and Appendix C]

NAICS code	Geography, kind of business, and employment size class	Establishments (number)	Paid employees for pay period including March 12 (number)	First-quarter payroll (\$1,000)	Annual payroll (\$1,000)
52	BURLINGTON—Con.				
	Finance and insurance—Con.				
524	Insurance carriers and related activities—Con.				
5241	Insurance carriers—Con.				
52412	Direct insurance (except life, health, and medical) carriers				
	All establishments	41	g	D	D
	Establishments with 1 to 4 employees	16	X	X	X
	Establishments with 5 to 9 employees	5	X	X	X
	Establishments with 10 to 19 employees	6	X	X	X
	Establishments with 20 to 49 employees	6	X	X	X
	Establishments with 50 to 99 employees	5	X	X	X
	Establishments with 100 to 249 employees	2	X	X	X
	Establishments with 250 to 499 employees	1	X	X	X
	Establishments with 500 to 999 employees	—	X	X	X
	Establishments with 1,000 employees or more	—	X	X	X
524126	Direct property and casualty insurance carriers				
	All establishments	28	1 275	17 029	65 472
	Establishments with 1 to 4 employees	10	X	X	X
	Establishments with 5 to 9 employees	2	X	X	X
	Establishments with 10 to 19 employees	3	X	X	X
	Establishments with 20 to 49 employees	6	X	X	X
	Establishments with 50 to 99 employees	4	X	X	X
	Establishments with 100 to 249 employees	2	X	X	X
	Establishments with 250 to 499 employees	1	X	X	X
	Establishments with 500 to 999 employees	—	X	X	X
	Establishments with 1,000 employees or more	—	X	X	X
524127	Direct title insurance carriers				
	All establishments	13	c	D	D
	Establishments with 1 to 4 employees	6	X	X	X
	Establishments with 5 to 9 employees	3	X	X	X
	Establishments with 10 to 19 employees	3	X	X	X
	Establishments with 20 to 49 employees	—	X	X	X
	Establishments with 50 to 99 employees	1	X	X	X
	Establishments with 100 to 249 employees	—	X	X	X
	Establishments with 250 to 499 employees	—	X	X	X
	Establishments with 500 to 999 employees	—	X	X	X
	Establishments with 1,000 employees or more	—	X	X	X
52413	Reinsurance carriers				
	All establishments	3	c	D	D
	Establishments with 1 to 4 employees	—	X	X	X
	Establishments with 5 to 9 employees	1	X	X	X
	Establishments with 10 to 19 employees	—	X	X	X
	Establishments with 20 to 49 employees	—	X	X	X
	Establishments with 50 to 99 employees	2	X	X	X
	Establishments with 100 to 249 employees	—	X	X	X
	Establishments with 250 to 499 employees	—	X	X	X
	Establishments with 500 to 999 employees	—	X	X	X
	Establishments with 1,000 employees or more	—	X	X	X
524130	Reinsurance carriers				
	All establishments	3	c	D	D
	Establishments with 1 to 4 employees	—	X	X	X
	Establishments with 5 to 9 employees	1	X	X	X
	Establishments with 10 to 19 employees	—	X	X	X
	Establishments with 20 to 49 employees	—	X	X	X
	Establishments with 50 to 99 employees	2	X	X	X
	Establishments with 100 to 249 employees	—	X	X	X
	Establishments with 250 to 499 employees	—	X	X	X
	Establishments with 500 to 999 employees	—	X	X	X
	Establishments with 1,000 employees or more	—	X	X	X
5242	Agencies, brokerages, and other insurance related activities				
	All establishments	192	1 487	20 110	92 466
	Establishments with 1 to 4 employees	114	X	X	X
	Establishments with 5 to 9 employees	42	X	X	X
	Establishments with 10 to 19 employees	18	X	X	X
	Establishments with 20 to 49 employees	14	X	X	X
	Establishments with 50 to 99 employees	4	X	X	X
	Establishments with 100 to 249 employees	—	X	X	X
	Establishments with 250 to 499 employees	—	X	X	X
	Establishments with 500 to 999 employees	—	X	X	X
	Establishments with 1,000 employees or more	—	X	X	X
52421	Insurance agencies and brokerages				
	All establishments	161	1 231	17 394	81 516
	Establishments with 1 to 4 employees	94	X	X	X
	Establishments with 5 to 9 employees	37	X	X	X
	Establishments with 10 to 19 employees	16	X	X	X
	Establishments with 20 to 49 employees	11	X	X	X
	Establishments with 50 to 99 employees	3	X	X	X
	Establishments with 100 to 249 employees	—	X	X	X
	Establishments with 250 to 499 employees	—	X	X	X
	Establishments with 500 to 999 employees	—	X	X	X
	Establishments with 1,000 employees or more	—	X	X	X

See footnotes at end of table.

Table 5. Establishments, Employees, and Payroll by Industry and Employment Size of Establishments by County: 2004—Con.

[Excludes most government employees, railroad employees, and self-employed persons. Size class 1 to 4 employees includes establishments having payroll, but no employees, during mid-March pay period. For meaning of abbreviations and symbols, see introductory text. For explanation of terms, see Appendix A. For statement on reliability, see the note at the end of the table and Appendix C]

NAICS code	Geography, kind of business, and employment size class	Establishments (number)	Paid employees for pay period including March 12 (number)	First-quarter payroll (\$1,000)	Annual payroll (\$1,000)
52	BURLINGTON—Con.				
	Finance and insurance—Con.				
524	Insurance carriers and related activities—Con.				
5242	Agencies, brokerages, and other insurance related activities—Con.				
52421	Insurance agencies and brokerages—Con.				
524210	Insurance agencies and brokerages				
	All establishments	161	1 231	17 394	81 516
	Establishments with 1 to 4 employees	94	X	X	X
	Establishments with 5 to 9 employees	37	X	X	X
	Establishments with 10 to 19 employees	16	X	X	X
	Establishments with 20 to 49 employees	11	X	X	X
	Establishments with 50 to 99 employees	3	X	X	X
	Establishments with 100 to 249 employees	—	X	X	X
	Establishments with 250 to 499 employees	—	X	X	X
	Establishments with 500 to 999 employees	—	X	X	X
	Establishments with 1,000 employees or more	—	X	X	X
52429	Other insurance related activities				
	All establishments	31	256	2 716	10 950
	Establishments with 1 to 4 employees	20	X	X	X
	Establishments with 5 to 9 employees	5	X	X	X
	Establishments with 10 to 19 employees	2	X	X	X
	Establishments with 20 to 49 employees	3	X	X	X
	Establishments with 50 to 99 employees	1	X	X	X
	Establishments with 100 to 249 employees	—	X	X	X
	Establishments with 250 to 499 employees	—	X	X	X
	Establishments with 500 to 999 employees	—	X	X	X
	Establishments with 1,000 employees or more	—	X	X	X
524298	All other insurance related activities				
	All establishments	8	119	1 073	4 461
	Establishments with 1 to 4 employees	5	X	X	X
	Establishments with 5 to 9 employees	1	X	X	X
	Establishments with 10 to 19 employees	—	X	X	X
	Establishments with 20 to 49 employees	1	X	X	X
	Establishments with 50 to 99 employees	1	X	X	X
	Establishments with 100 to 249 employees	—	X	X	X
	Establishments with 250 to 499 employees	—	X	X	X
	Establishments with 500 to 999 employees	—	X	X	X
	Establishments with 1,000 employees or more	—	X	X	X
525	Funds, trusts, and other financial vehicles (part)				
	All establishments	5	c	D	D
	Establishments with 1 to 4 employees	4	X	X	X
	Establishments with 5 to 9 employees	—	X	X	X
	Establishments with 10 to 19 employees	—	X	X	X
	Establishments with 20 to 49 employees	—	X	X	X
	Establishments with 50 to 99 employees	—	X	X	X
	Establishments with 100 to 249 employees	1	X	X	X
	Establishments with 250 to 499 employees	—	X	X	X
	Establishments with 500 to 999 employees	—	X	X	X
	Establishments with 1,000 employees or more	—	X	X	X
5259	Other investment pools and funds (part)				
	All establishments	5	c	D	D
	Establishments with 1 to 4 employees	4	X	X	X
	Establishments with 5 to 9 employees	—	X	X	X
	Establishments with 10 to 19 employees	—	X	X	X
	Establishments with 20 to 49 employees	—	X	X	X
	Establishments with 50 to 99 employees	—	X	X	X
	Establishments with 100 to 249 employees	1	X	X	X
	Establishments with 250 to 499 employees	—	X	X	X
	Establishments with 500 to 999 employees	—	X	X	X
	Establishments with 1,000 employees or more	—	X	X	X
52599	Other financial vehicles				
	All establishments	3	c	D	D
	Establishments with 1 to 4 employees	2	X	X	X
	Establishments with 5 to 9 employees	—	X	X	X
	Establishments with 10 to 19 employees	—	X	X	X
	Establishments with 20 to 49 employees	—	X	X	X
	Establishments with 50 to 99 employees	—	X	X	X
	Establishments with 100 to 249 employees	1	X	X	X
	Establishments with 250 to 499 employees	—	X	X	X
	Establishments with 500 to 999 employees	—	X	X	X
	Establishments with 1,000 employees or more	—	X	X	X
525990	Other financial vehicles				
	All establishments	3	c	D	D
	Establishments with 1 to 4 employees	2	X	X	X
	Establishments with 5 to 9 employees	—	X	X	X
	Establishments with 10 to 19 employees	—	X	X	X
	Establishments with 20 to 49 employees	—	X	X	X
	Establishments with 50 to 99 employees	—	X	X	X
	Establishments with 100 to 249 employees	1	X	X	X
	Establishments with 250 to 499 employees	—	X	X	X
	Establishments with 500 to 999 employees	—	X	X	X
	Establishments with 1,000 employees or more	—	X	X	X

See footnotes at end of table.

Table 5. Establishments, Employees, and Payroll by Industry and Employment Size of Establishments by County: 2004—Con.

[Excludes most government employees, railroad employees, and self-employed persons. Size class 1 to 4 employees includes establishments having payroll, but no employees, during mid-March pay period. For meaning of abbreviations and symbols, see introductory text. For explanation of terms, see Appendix A. For statement on reliability, see the note at the end of the table and Appendix C]

NAICS code	Geography, kind of business, and employment size class	Establishments (number)	Paid employees for pay period including March 12 (number)	First-quarter payroll (\$1,000)	Annual payroll (\$1,000)
	BURLINGTON—Con.				
53	Real estate and rental and leasing				
	All establishments	378	3 472	40 465	144 420
	Establishments with 1 to 4 employees	226	X	X	X
	Establishments with 5 to 9 employees	72	X	X	X
	Establishments with 10 to 19 employees	53	X	X	X
	Establishments with 20 to 49 employees	19	X	X	X
	Establishments with 50 to 99 employees	4	X	X	X
	Establishments with 100 to 249 employees	3	X	X	X
	Establishments with 250 to 499 employees	—	X	X	X
	Establishments with 500 to 999 employees	1	X	X	X
	Establishments with 1,000 employees or more	—	X	X	X
531	Real estate				
	All establishments	285	1 812	19 854	76 900
	Establishments with 1 to 4 employees	187	X	X	X
	Establishments with 5 to 9 employees	49	X	X	X
	Establishments with 10 to 19 employees	34	X	X	X
	Establishments with 20 to 49 employees	11	X	X	X
	Establishments with 50 to 99 employees	2	X	X	X
	Establishments with 100 to 249 employees	2	X	X	X
	Establishments with 250 to 499 employees	—	X	X	X
	Establishments with 500 to 999 employees	—	X	X	X
	Establishments with 1,000 employees or more	—	X	X	X
5311	Lessors of real estate				
	All establishments	126	835	10 085	34 547
	Establishments with 1 to 4 employees	85	X	X	X
	Establishments with 5 to 9 employees	18	X	X	X
	Establishments with 10 to 19 employees	16	X	X	X
	Establishments with 20 to 49 employees	4	X	X	X
	Establishments with 50 to 99 employees	2	X	X	X
	Establishments with 100 to 249 employees	1	X	X	X
	Establishments with 250 to 499 employees	—	X	X	X
	Establishments with 500 to 999 employees	—	X	X	X
	Establishments with 1,000 employees or more	—	X	X	X
53111	Lessors of residential buildings and dwellings				
	All establishments	55	436	2 999	11 685
	Establishments with 1 to 4 employees	29	X	X	X
	Establishments with 5 to 9 employees	12	X	X	X
	Establishments with 10 to 19 employees	10	X	X	X
	Establishments with 20 to 49 employees	2	X	X	X
	Establishments with 50 to 99 employees	2	X	X	X
	Establishments with 100 to 249 employees	—	X	X	X
	Establishments with 250 to 499 employees	—	X	X	X
	Establishments with 500 to 999 employees	—	X	X	X
	Establishments with 1,000 employees or more	—	X	X	X
531110	Lessors of residential buildings and dwellings				
	All establishments	55	436	2 999	11 685
	Establishments with 1 to 4 employees	29	X	X	X
	Establishments with 5 to 9 employees	12	X	X	X
	Establishments with 10 to 19 employees	10	X	X	X
	Establishments with 20 to 49 employees	2	X	X	X
	Establishments with 50 to 99 employees	2	X	X	X
	Establishments with 100 to 249 employees	—	X	X	X
	Establishments with 250 to 499 employees	—	X	X	X
	Establishments with 500 to 999 employees	—	X	X	X
	Establishments with 1,000 employees or more	—	X	X	X
53112	Lessors of nonresidential buildings (except miniwarehouses)				
	All establishments	40	317	6 582	20 808
	Establishments with 1 to 4 employees	30	X	X	X
	Establishments with 5 to 9 employees	2	X	X	X
	Establishments with 10 to 19 employees	5	X	X	X
	Establishments with 20 to 49 employees	2	X	X	X
	Establishments with 50 to 99 employees	—	X	X	X
	Establishments with 100 to 249 employees	1	X	X	X
	Establishments with 250 to 499 employees	—	X	X	X
	Establishments with 500 to 999 employees	—	X	X	X
	Establishments with 1,000 employees or more	—	X	X	X
531120	Lessors of nonresidential buildings (except miniwarehouses)				
	All establishments	40	317	6 582	20 808
	Establishments with 1 to 4 employees	30	X	X	X
	Establishments with 5 to 9 employees	2	X	X	X
	Establishments with 10 to 19 employees	5	X	X	X
	Establishments with 20 to 49 employees	2	X	X	X
	Establishments with 50 to 99 employees	—	X	X	X
	Establishments with 100 to 249 employees	1	X	X	X
	Establishments with 250 to 499 employees	—	X	X	X
	Establishments with 500 to 999 employees	—	X	X	X
	Establishments with 1,000 employees or more	—	X	X	X

See footnotes at end of table.

Table 5. Establishments, Employees, and Payroll by Industry and Employment Size of Establishments by County: 2004—Con.

[Excludes most government employees, railroad employees, and self-employed persons. Size class 1 to 4 employees includes establishments having payroll, but no employees, during mid-March pay period. For meaning of abbreviations and symbols, see introductory text. For explanation of terms, see Appendix A. For statement on reliability, see the note at the end of the table and Appendix C]

NAICS code	Geography, kind of business, and employment size class	Establishments (number)	Paid employees for pay period including March 12 (number)	First-quarter payroll (\$1,000)	Annual payroll (\$1,000)
	BURLINGTON—Con.				
53	Real estate and rental and leasing—Con.				
531	Real estate—Con.				
5312	Offices of real estate agents and brokers				
	All establishments	90	456	5 352	23 171
	Establishments with 1 to 4 employees	61	X	X	X
	Establishments with 5 to 9 employees	17	X	X	X
	Establishments with 10 to 19 employees	10	X	X	X
	Establishments with 20 to 49 employees	2	X	X	X
	Establishments with 50 to 99 employees	—	X	X	X
	Establishments with 100 to 249 employees	—	X	X	X
	Establishments with 250 to 499 employees	—	X	X	X
	Establishments with 500 to 999 employees	—	X	X	X
	Establishments with 1,000 employees or more	—	X	X	X
53121	Offices of real estate agents and brokers				
	All establishments	90	456	5 352	23 171
	Establishments with 1 to 4 employees	61	X	X	X
	Establishments with 5 to 9 employees	17	X	X	X
	Establishments with 10 to 19 employees	10	X	X	X
	Establishments with 20 to 49 employees	2	X	X	X
	Establishments with 50 to 99 employees	—	X	X	X
	Establishments with 100 to 249 employees	—	X	X	X
	Establishments with 250 to 499 employees	—	X	X	X
	Establishments with 500 to 999 employees	—	X	X	X
	Establishments with 1,000 employees or more	—	X	X	X
531210	Offices of real estate agents and brokers				
	All establishments	90	456	5 352	23 171
	Establishments with 1 to 4 employees	61	X	X	X
	Establishments with 5 to 9 employees	17	X	X	X
	Establishments with 10 to 19 employees	10	X	X	X
	Establishments with 20 to 49 employees	2	X	X	X
	Establishments with 50 to 99 employees	—	X	X	X
	Establishments with 100 to 249 employees	—	X	X	X
	Establishments with 250 to 499 employees	—	X	X	X
	Establishments with 500 to 999 employees	—	X	X	X
	Establishments with 1,000 employees or more	—	X	X	X
5313	Activities related to real estate				
	All establishments	69	521	4 417	19 182
	Establishments with 1 to 4 employees	41	X	X	X
	Establishments with 5 to 9 employees	14	X	X	X
	Establishments with 10 to 19 employees	8	X	X	X
	Establishments with 20 to 49 employees	5	X	X	X
	Establishments with 50 to 99 employees	—	X	X	X
	Establishments with 100 to 249 employees	1	X	X	X
	Establishments with 250 to 499 employees	—	X	X	X
	Establishments with 500 to 999 employees	—	X	X	X
	Establishments with 1,000 employees or more	—	X	X	X
53131	Real estate property managers				
	All establishments	37	314	2 441	10 793
	Establishments with 1 to 4 employees	17	X	X	X
	Establishments with 5 to 9 employees	10	X	X	X
	Establishments with 10 to 19 employees	5	X	X	X
	Establishments with 20 to 49 employees	5	X	X	X
	Establishments with 50 to 99 employees	—	X	X	X
	Establishments with 100 to 249 employees	—	X	X	X
	Establishments with 250 to 499 employees	—	X	X	X
	Establishments with 500 to 999 employees	—	X	X	X
	Establishments with 1,000 employees or more	—	X	X	X
531311	Residential property managers				
	All establishments	25	221	1 590	7 273
	Establishments with 1 to 4 employees	10	X	X	X
	Establishments with 5 to 9 employees	9	X	X	X
	Establishments with 10 to 19 employees	3	X	X	X
	Establishments with 20 to 49 employees	3	X	X	X
	Establishments with 50 to 99 employees	—	X	X	X
	Establishments with 100 to 249 employees	—	X	X	X
	Establishments with 250 to 499 employees	—	X	X	X
	Establishments with 500 to 999 employees	—	X	X	X
	Establishments with 1,000 employees or more	—	X	X	X
53132	Offices of real estate appraisers				
	All establishments	18	191	1 860	7 838
	Establishments with 1 to 4 employees	11	X	X	X
	Establishments with 5 to 9 employees	3	X	X	X
	Establishments with 10 to 19 employees	3	X	X	X
	Establishments with 20 to 49 employees	—	X	X	X
	Establishments with 50 to 99 employees	—	X	X	X
	Establishments with 100 to 249 employees	1	X	X	X
	Establishments with 250 to 499 employees	—	X	X	X
	Establishments with 500 to 999 employees	—	X	X	X
	Establishments with 1,000 employees or more	—	X	X	X

See footnotes at end of table.

Table 5. Establishments, Employees, and Payroll by Industry and Employment Size of Establishments by County: 2004—Con.

[Excludes most government employees, railroad employees, and self-employed persons. Size class 1 to 4 employees includes establishments having payroll, but no employees, during mid-March pay period. For meaning of abbreviations and symbols, see introductory text. For explanation of terms, see Appendix A. For statement on reliability, see the note at the end of the table and Appendix C]

NAICS code	Geography, kind of business, and employment size class	Establishments (number)	Paid employees for pay period including March 12 (number)	First-quarter payroll (\$1,000)	Annual payroll (\$1,000)
	BURLINGTON—Con.				
53	Real estate and rental and leasing—Con.				
531	Real estate—Con.				
5313	Activities related to real estate—Con.				
53132	Offices of real estate appraisers—Con.				
531320	Offices of real estate appraisers				
	All establishments	18	191	1 860	7 838
	Establishments with 1 to 4 employees	11	X	X	X
	Establishments with 5 to 9 employees	3	X	X	X
	Establishments with 10 to 19 employees	3	X	X	X
	Establishments with 20 to 49 employees	—	X	X	X
	Establishments with 50 to 99 employees	—	X	X	X
	Establishments with 100 to 249 employees	1	X	X	X
	Establishments with 250 to 499 employees	—	X	X	X
	Establishments with 500 to 999 employees	—	X	X	X
	Establishments with 1,000 employees or more	—	X	X	X
532	Rental and leasing services				
	All establishments	89	g	D	D
	Establishments with 1 to 4 employees	37	X	X	X
	Establishments with 5 to 9 employees	21	X	X	X
	Establishments with 10 to 19 employees	19	X	X	X
	Establishments with 20 to 49 employees	8	X	X	X
	Establishments with 50 to 99 employees	2	X	X	X
	Establishments with 100 to 249 employees	1	X	X	X
	Establishments with 250 to 499 employees	—	X	X	X
	Establishments with 500 to 999 employees	1	X	X	X
	Establishments with 1,000 employees or more	—	X	X	X
5321	Automotive equipment rental and leasing				
	All establishments	32	918	15 400	46 653
	Establishments with 1 to 4 employees	20	X	X	X
	Establishments with 5 to 9 employees	6	X	X	X
	Establishments with 10 to 19 employees	2	X	X	X
	Establishments with 20 to 49 employees	2	X	X	X
	Establishments with 50 to 99 employees	1	X	X	X
	Establishments with 100 to 249 employees	—	X	X	X
	Establishments with 250 to 499 employees	—	X	X	X
	Establishments with 500 to 999 employees	1	X	X	X
	Establishments with 1,000 employees or more	—	X	X	X
53212	Truck, utility trailer, and RV (recreational vehicle) rental and leasing				
	All establishments	23	883	15 014	45 188
	Establishments with 1 to 4 employees	13	X	X	X
	Establishments with 5 to 9 employees	5	X	X	X
	Establishments with 10 to 19 employees	1	X	X	X
	Establishments with 20 to 49 employees	2	X	X	X
	Establishments with 50 to 99 employees	1	X	X	X
	Establishments with 100 to 249 employees	—	X	X	X
	Establishments with 250 to 499 employees	—	X	X	X
	Establishments with 500 to 999 employees	1	X	X	X
	Establishments with 1,000 employees or more	—	X	X	X
532120	Truck, utility trailer, and RV (recreational vehicle) rental and leasing				
	All establishments	23	883	15 014	45 188
	Establishments with 1 to 4 employees	13	X	X	X
	Establishments with 5 to 9 employees	5	X	X	X
	Establishments with 10 to 19 employees	1	X	X	X
	Establishments with 20 to 49 employees	2	X	X	X
	Establishments with 50 to 99 employees	1	X	X	X
	Establishments with 100 to 249 employees	—	X	X	X
	Establishments with 250 to 499 employees	—	X	X	X
	Establishments with 500 to 999 employees	1	X	X	X
	Establishments with 1,000 employees or more	—	X	X	X
5322	Consumer goods rental				
	All establishments	34	380	1 800	8 128
	Establishments with 1 to 4 employees	8	X	X	X
	Establishments with 5 to 9 employees	8	X	X	X
	Establishments with 10 to 19 employees	13	X	X	X
	Establishments with 20 to 49 employees	5	X	X	X
	Establishments with 50 to 99 employees	—	X	X	X
	Establishments with 100 to 249 employees	—	X	X	X
	Establishments with 250 to 499 employees	—	X	X	X
	Establishments with 500 to 999 employees	—	X	X	X
	Establishments with 1,000 employees or more	—	X	X	X
53223	Video tape and disc rental				
	All establishments	21	237	782	3 507
	Establishments with 1 to 4 employees	3	X	X	X
	Establishments with 5 to 9 employees	4	X	X	X
	Establishments with 10 to 19 employees	12	X	X	X
	Establishments with 20 to 49 employees	2	X	X	X
	Establishments with 50 to 99 employees	—	X	X	X
	Establishments with 100 to 249 employees	—	X	X	X
	Establishments with 250 to 499 employees	—	X	X	X
	Establishments with 500 to 999 employees	—	X	X	X
	Establishments with 1,000 employees or more	—	X	X	X

See footnotes at end of table.

Table 5. Establishments, Employees, and Payroll by Industry and Employment Size of Establishments by County: 2004—Con.

[Excludes most government employees, railroad employees, and self-employed persons. Size class 1 to 4 employees includes establishments having payroll, but no employees, during mid-March pay period. For meaning of abbreviations and symbols, see introductory text. For explanation of terms, see Appendix A. For statement on reliability, see the note at the end of the table and Appendix C]

NAICS code	Geography, kind of business, and employment size class	Establishments (number)	Paid employees for pay period including March 12 (number)	First-quarter payroll (\$1,000)	Annual payroll (\$1,000)
	BURLINGTON—Con.				
53	Real estate and rental and leasing—Con.				
532	Rental and leasing services—Con.				
5322	Consumer goods rental—Con.				
53223	Video tape and disc rental—Con.				
532230	Video tape and disc rental				
	All establishments	21	237	782	3 507
	Establishments with 1 to 4 employees	3	X	X	X
	Establishments with 5 to 9 employees	4	X	X	X
	Establishments with 10 to 19 employees	12	X	X	X
	Establishments with 20 to 49 employees	2	X	X	X
	Establishments with 50 to 99 employees	—	X	X	X
	Establishments with 100 to 249 employees	—	X	X	X
	Establishments with 250 to 499 employees	—	X	X	X
	Establishments with 500 to 999 employees	—	X	X	X
	Establishments with 1,000 employees or more	—	X	X	X
53229	Other consumer goods rental				
	All establishments	8	104	805	3 736
	Establishments with 1 to 4 employees	4	X	X	X
	Establishments with 5 to 9 employees	1	X	X	X
	Establishments with 10 to 19 employees	—	X	X	X
	Establishments with 20 to 49 employees	3	X	X	X
	Establishments with 50 to 99 employees	—	X	X	X
	Establishments with 100 to 249 employees	—	X	X	X
	Establishments with 250 to 499 employees	—	X	X	X
	Establishments with 500 to 999 employees	—	X	X	X
	Establishments with 1,000 employees or more	—	X	X	X
5324	Commercial and industrial machinery and equipment rental and leasing				
	All establishments	17	328	3 125	11 608
	Establishments with 1 to 4 employees	6	X	X	X
	Establishments with 5 to 9 employees	4	X	X	X
	Establishments with 10 to 19 employees	4	X	X	X
	Establishments with 20 to 49 employees	1	X	X	X
	Establishments with 50 to 99 employees	1	X	X	X
	Establishments with 100 to 249 employees	1	X	X	X
	Establishments with 250 to 499 employees	—	X	X	X
	Establishments with 500 to 999 employees	—	X	X	X
	Establishments with 1,000 employees or more	—	X	X	X
53249	Other commercial and industrial machinery and equipment rental and leasing				
	All establishments	8	216	2 094	7 487
	Establishments with 1 to 4 employees	1	X	X	X
	Establishments with 5 to 9 employees	1	X	X	X
	Establishments with 10 to 19 employees	4	X	X	X
	Establishments with 20 to 49 employees	1	X	X	X
	Establishments with 50 to 99 employees	—	X	X	X
	Establishments with 100 to 249 employees	1	X	X	X
	Establishments with 250 to 499 employees	—	X	X	X
	Establishments with 500 to 999 employees	—	X	X	X
	Establishments with 1,000 employees or more	—	X	X	X
532490	Other commercial and industrial machinery and equipment rental and leasing				
	All establishments	8	216	2 094	7 487
	Establishments with 1 to 4 employees	1	X	X	X
	Establishments with 5 to 9 employees	1	X	X	X
	Establishments with 10 to 19 employees	4	X	X	X
	Establishments with 20 to 49 employees	1	X	X	X
	Establishments with 50 to 99 employees	—	X	X	X
	Establishments with 100 to 249 employees	1	X	X	X
	Establishments with 250 to 499 employees	—	X	X	X
	Establishments with 500 to 999 employees	—	X	X	X
	Establishments with 1,000 employees or more	—	X	X	X
54	Professional, scientific, and technical services				
	All establishments	1 300	12 088	152 175	645 045
	Establishments with 1 to 4 employees	848	X	X	X
	Establishments with 5 to 9 employees	182	X	X	X
	Establishments with 10 to 19 employees	134	X	X	X
	Establishments with 20 to 49 employees	96	X	X	X
	Establishments with 50 to 99 employees	24	X	X	X
	Establishments with 100 to 249 employees	13	X	X	X
	Establishments with 250 to 499 employees	2	X	X	X
	Establishments with 500 to 999 employees	1	X	X	X
	Establishments with 1,000 employees or more	—	X	X	X
541	Professional, scientific, and technical services				

See footnotes at end of table.

Table 5. Establishments, Employees, and Payroll by Industry and Employment Size of Establishments by County: 2004—Con.

[Excludes most government employees, railroad employees, and self-employed persons. Size class 1 to 4 employees includes establishments having payroll, but no employees, during mid-March pay period. For meaning of abbreviations and symbols, see introductory text. For explanation of terms, see Appendix A. For statement on reliability, see the note at the end of the table and Appendix C]

NAICS code	Geography, kind of business, and employment size class	Establishments (number)	Paid employees for pay period including March 12 (number)	First-quarter payroll (\$1,000)	Annual payroll (\$1,000)
	BURLINGTON—Con.				
54	Professional, scientific, and technical services—Con.				
541	Professional, scientific, and technical services—Con.				
	All establishments	1 300	12 088	152 175	645 045
	Establishments with 1 to 4 employees	848	X	X	X
	Establishments with 5 to 9 employees	182	X	X	X
	Establishments with 10 to 19 employees	134	X	X	X
	Establishments with 20 to 49 employees	96	X	X	X
	Establishments with 50 to 99 employees	24	X	X	X
	Establishments with 100 to 249 employees	13	X	X	X
	Establishments with 250 to 499 employees	2	X	X	X
	Establishments with 500 to 999 employees	1	X	X	X
	Establishments with 1,000 employees or more	—	X	X	X
5411	Legal services				
	All establishments	273	1 525	16 063	73 124
	Establishments with 1 to 4 employees	193	X	X	X
	Establishments with 5 to 9 employees	46	X	X	X
	Establishments with 10 to 19 employees	18	X	X	X
	Establishments with 20 to 49 employees	13	X	X	X
	Establishments with 50 to 99 employees	1	X	X	X
	Establishments with 100 to 249 employees	2	X	X	X
	Establishments with 250 to 499 employees	—	X	X	X
	Establishments with 500 to 999 employees	—	X	X	X
	Establishments with 1,000 employees or more	—	X	X	X
54111	Offices of lawyers				
	All establishments	247	1 366	14 742	66 962
	Establishments with 1 to 4 employees	180	X	X	X
	Establishments with 5 to 9 employees	39	X	X	X
	Establishments with 10 to 19 employees	15	X	X	X
	Establishments with 20 to 49 employees	10	X	X	X
	Establishments with 50 to 99 employees	1	X	X	X
	Establishments with 100 to 249 employees	2	X	X	X
	Establishments with 250 to 499 employees	—	X	X	X
	Establishments with 500 to 999 employees	—	X	X	X
	Establishments with 1,000 employees or more	—	X	X	X
541110	Offices of lawyers				
	All establishments	247	1 366	14 742	66 962
	Establishments with 1 to 4 employees	180	X	X	X
	Establishments with 5 to 9 employees	39	X	X	X
	Establishments with 10 to 19 employees	15	X	X	X
	Establishments with 20 to 49 employees	10	X	X	X
	Establishments with 50 to 99 employees	1	X	X	X
	Establishments with 100 to 249 employees	2	X	X	X
	Establishments with 250 to 499 employees	—	X	X	X
	Establishments with 500 to 999 employees	—	X	X	X
	Establishments with 1,000 employees or more	—	X	X	X
54119	Other legal services				
	All establishments	26	159	1 321	6 162
	Establishments with 1 to 4 employees	13	X	X	X
	Establishments with 5 to 9 employees	7	X	X	X
	Establishments with 10 to 19 employees	3	X	X	X
	Establishments with 20 to 49 employees	3	X	X	X
	Establishments with 50 to 99 employees	—	X	X	X
	Establishments with 100 to 249 employees	—	X	X	X
	Establishments with 250 to 499 employees	—	X	X	X
	Establishments with 500 to 999 employees	—	X	X	X
	Establishments with 1,000 employees or more	—	X	X	X
541191	Title abstract and settlement offices				
	All establishments	21	153	1 273	5 923
	Establishments with 1 to 4 employees	9	X	X	X
	Establishments with 5 to 9 employees	6	X	X	X
	Establishments with 10 to 19 employees	3	X	X	X
	Establishments with 20 to 49 employees	3	X	X	X
	Establishments with 50 to 99 employees	—	X	X	X
	Establishments with 100 to 249 employees	—	X	X	X
	Establishments with 250 to 499 employees	—	X	X	X
	Establishments with 500 to 999 employees	—	X	X	X
	Establishments with 1,000 employees or more	—	X	X	X
5412	Accounting, tax preparation, bookkeeping, and payroll services				
	All establishments	137	1 514	13 487	55 857
	Establishments with 1 to 4 employees	76	X	X	X
	Establishments with 5 to 9 employees	24	X	X	X
	Establishments with 10 to 19 employees	19	X	X	X
	Establishments with 20 to 49 employees	13	X	X	X
	Establishments with 50 to 99 employees	2	X	X	X
	Establishments with 100 to 249 employees	3	X	X	X
	Establishments with 250 to 499 employees	—	X	X	X
	Establishments with 500 to 999 employees	—	X	X	X
	Establishments with 1,000 employees or more	—	X	X	X

See footnotes at end of table.

Table 5. Establishments, Employees, and Payroll by Industry and Employment Size of Establishments by County: 2004—Con.

[Excludes most government employees, railroad employees, and self-employed persons. Size class 1 to 4 employees includes establishments having payroll, but no employees, during mid-March pay period. For meaning of abbreviations and symbols, see introductory text. For explanation of terms, see Appendix A. For statement on reliability, see the note at the end of the table and Appendix C]

NAICS code	Geography, kind of business, and employment size class	Establishments (number)	Paid employees for pay period including March 12 (number)	First-quarter payroll (\$1,000)	Annual payroll (\$1,000)
	BURLINGTON—Con.				
54	Professional, scientific, and technical services—Con.				
541	Professional, scientific, and technical services—Con.				
5412	Accounting, tax preparation, bookkeeping, and payroll services—Con.				
54121	Accounting, tax preparation, bookkeeping, and payroll services				
	All establishments	137	1 514	13 487	55 857
	Establishments with 1 to 4 employees	76	X	X	X
	Establishments with 5 to 9 employees	24	X	X	X
	Establishments with 10 to 19 employees	19	X	X	X
	Establishments with 20 to 49 employees	13	X	X	X
	Establishments with 50 to 99 employees	2	X	X	X
	Establishments with 100 to 249 employees	3	X	X	X
	Establishments with 250 to 499 employees	—	X	X	X
	Establishments with 500 to 999 employees	—	X	X	X
	Establishments with 1,000 employees or more	—	X	X	X
541211	Offices of certified public accountants				
	All establishments	70	522	6 714	34 056
	Establishments with 1 to 4 employees	44	X	X	X
	Establishments with 5 to 9 employees	16	X	X	X
	Establishments with 10 to 19 employees	5	X	X	X
	Establishments with 20 to 49 employees	4	X	X	X
	Establishments with 50 to 99 employees	—	X	X	X
	Establishments with 100 to 249 employees	1	X	X	X
	Establishments with 250 to 499 employees	—	X	X	X
	Establishments with 500 to 999 employees	—	X	X	X
	Establishments with 1,000 employees or more	—	X	X	X
541213	Tax preparation services				
	All establishments	24	485	1 540	3 687
	Establishments with 1 to 4 employees	6	X	X	X
	Establishments with 5 to 9 employees	5	X	X	X
	Establishments with 10 to 19 employees	7	X	X	X
	Establishments with 20 to 49 employees	4	X	X	X
	Establishments with 50 to 99 employees	1	X	X	X
	Establishments with 100 to 249 employees	1	X	X	X
	Establishments with 250 to 499 employees	—	X	X	X
	Establishments with 500 to 999 employees	—	X	X	X
	Establishments with 1,000 employees or more	—	X	X	X
541214	Payroll services				
	All establishments	14	396	4 543	15 111
	Establishments with 1 to 4 employees	3	X	X	X
	Establishments with 5 to 9 employees	1	X	X	X
	Establishments with 10 to 19 employees	4	X	X	X
	Establishments with 20 to 49 employees	4	X	X	X
	Establishments with 50 to 99 employees	1	X	X	X
	Establishments with 100 to 249 employees	1	X	X	X
	Establishments with 250 to 499 employees	—	X	X	X
	Establishments with 500 to 999 employees	—	X	X	X
	Establishments with 1,000 employees or more	—	X	X	X
541219	Other accounting services				
	All establishments	29	111	690	3 003
	Establishments with 1 to 4 employees	23	X	X	X
	Establishments with 5 to 9 employees	2	X	X	X
	Establishments with 10 to 19 employees	3	X	X	X
	Establishments with 20 to 49 employees	1	X	X	X
	Establishments with 50 to 99 employees	—	X	X	X
	Establishments with 100 to 249 employees	—	X	X	X
	Establishments with 250 to 499 employees	—	X	X	X
	Establishments with 500 to 999 employees	—	X	X	X
	Establishments with 1,000 employees or more	—	X	X	X
5413	Architectural, engineering, and related services				
	All establishments	191	2 593	37 327	154 548
	Establishments with 1 to 4 employees	101	X	X	X
	Establishments with 5 to 9 employees	27	X	X	X
	Establishments with 10 to 19 employees	29	X	X	X
	Establishments with 20 to 49 employees	22	X	X	X
	Establishments with 50 to 99 employees	9	X	X	X
	Establishments with 100 to 249 employees	2	X	X	X
	Establishments with 250 to 499 employees	1	X	X	X
	Establishments with 500 to 999 employees	—	X	X	X
	Establishments with 1,000 employees or more	—	X	X	X
54131	Architectural services				
	All establishments	31	197	2 372	10 778
	Establishments with 1 to 4 employees	14	X	X	X
	Establishments with 5 to 9 employees	11	X	X	X
	Establishments with 10 to 19 employees	5	X	X	X
	Establishments with 20 to 49 employees	1	X	X	X
	Establishments with 50 to 99 employees	—	X	X	X
	Establishments with 100 to 249 employees	—	X	X	X
	Establishments with 250 to 499 employees	—	X	X	X
	Establishments with 500 to 999 employees	—	X	X	X
	Establishments with 1,000 employees or more	—	X	X	X

See footnotes at end of table.

Table 5. Establishments, Employees, and Payroll by Industry and Employment Size of Establishments by County: 2004—Con.

[Excludes most government employees, railroad employees, and self-employed persons. Size class 1 to 4 employees includes establishments having payroll, but no employees, during mid-March pay period. For meaning of abbreviations and symbols, see introductory text. For explanation of terms, see Appendix A. For statement on reliability, see the note at the end of the table and Appendix C]

NAICS code	Geography, kind of business, and employment size class	Establishments (number)	Paid employees for pay period including March 12 (number)	First-quarter payroll (\$1,000)	Annual payroll (\$1,000)
	BURLINGTON—Con.				
54	Professional, scientific, and technical services—Con.				
541	Professional, scientific, and technical services—Con.				
5413	Architectural, engineering, and related services—Con.				
54131	Architectural services—Con.				
541310	Architectural services				
	All establishments	31	197	2 372	10 778
	Establishments with 1 to 4 employees	14	X	X	X
	Establishments with 5 to 9 employees	11	X	X	X
	Establishments with 10 to 19 employees	5	X	X	X
	Establishments with 20 to 49 employees	1	X	X	X
	Establishments with 50 to 99 employees	—	X	X	X
	Establishments with 100 to 249 employees	—	X	X	X
	Establishments with 250 to 499 employees	—	X	X	X
	Establishments with 500 to 999 employees	—	X	X	X
	Establishments with 1,000 employees or more	—	X	X	X
54133	Engineering services				
	All establishments	107	2 068	31 737	128 632
	Establishments with 1 to 4 employees	54	X	X	X
	Establishments with 5 to 9 employees	8	X	X	X
	Establishments with 10 to 19 employees	15	X	X	X
	Establishments with 20 to 49 employees	19	X	X	X
	Establishments with 50 to 99 employees	8	X	X	X
	Establishments with 100 to 249 employees	2	X	X	X
	Establishments with 250 to 499 employees	1	X	X	X
	Establishments with 500 to 999 employees	—	X	X	X
	Establishments with 1,000 employees or more	—	X	X	X
541330	Engineering services				
	All establishments	107	2 068	31 737	128 632
	Establishments with 1 to 4 employees	54	X	X	X
	Establishments with 5 to 9 employees	8	X	X	X
	Establishments with 10 to 19 employees	15	X	X	X
	Establishments with 20 to 49 employees	19	X	X	X
	Establishments with 50 to 99 employees	8	X	X	X
	Establishments with 100 to 249 employees	2	X	X	X
	Establishments with 250 to 499 employees	1	X	X	X
	Establishments with 500 to 999 employees	—	X	X	X
	Establishments with 1,000 employees or more	—	X	X	X
54138	Testing laboratories				
	All establishments	14	153	1 650	7 701
	Establishments with 1 to 4 employees	4	X	X	X
	Establishments with 5 to 9 employees	2	X	X	X
	Establishments with 10 to 19 employees	6	X	X	X
	Establishments with 20 to 49 employees	2	X	X	X
	Establishments with 50 to 99 employees	—	X	X	X
	Establishments with 100 to 249 employees	—	X	X	X
	Establishments with 250 to 499 employees	—	X	X	X
	Establishments with 500 to 999 employees	—	X	X	X
	Establishments with 1,000 employees or more	—	X	X	X
541380	Testing laboratories				
	All establishments	14	153	1 650	7 701
	Establishments with 1 to 4 employees	4	X	X	X
	Establishments with 5 to 9 employees	2	X	X	X
	Establishments with 10 to 19 employees	6	X	X	X
	Establishments with 20 to 49 employees	2	X	X	X
	Establishments with 50 to 99 employees	—	X	X	X
	Establishments with 100 to 249 employees	—	X	X	X
	Establishments with 250 to 499 employees	—	X	X	X
	Establishments with 500 to 999 employees	—	X	X	X
	Establishments with 1,000 employees or more	—	X	X	X
5414	Specialized design services				
	All establishments	33	194	2 224	9 639
	Establishments with 1 to 4 employees	22	X	X	X
	Establishments with 5 to 9 employees	4	X	X	X
	Establishments with 10 to 19 employees	5	X	X	X
	Establishments with 20 to 49 employees	2	X	X	X
	Establishments with 50 to 99 employees	—	X	X	X
	Establishments with 100 to 249 employees	—	X	X	X
	Establishments with 250 to 499 employees	—	X	X	X
	Establishments with 500 to 999 employees	—	X	X	X
	Establishments with 1,000 employees or more	—	X	X	X
54143	Graphic design services				
	All establishments	19	100	1 378	5 711
	Establishments with 1 to 4 employees	12	X	X	X
	Establishments with 5 to 9 employees	3	X	X	X
	Establishments with 10 to 19 employees	3	X	X	X
	Establishments with 20 to 49 employees	1	X	X	X
	Establishments with 50 to 99 employees	—	X	X	X
	Establishments with 100 to 249 employees	—	X	X	X
	Establishments with 250 to 499 employees	—	X	X	X
	Establishments with 500 to 999 employees	—	X	X	X
	Establishments with 1,000 employees or more	—	X	X	X

See footnotes at end of table.

Table 5. Establishments, Employees, and Payroll by Industry and Employment Size of Establishments by County: 2004—Con.

[Excludes most government employees, railroad employees, and self-employed persons. Size class 1 to 4 employees includes establishments having payroll, but no employees, during mid-March pay period. For meaning of abbreviations and symbols, see introductory text. For explanation of terms, see Appendix A. For statement on reliability, see the note at the end of the table and Appendix C]

NAICS code	Geography, kind of business, and employment size class	Establishments (number)	Paid employees for pay period including March 12 (number)	First-quarter payroll (\$1,000)	Annual payroll (\$1,000)
	BURLINGTON—Con.				
54	Professional, scientific, and technical services—Con.				
541	Professional, scientific, and technical services—Con.				
5414	Specialized design services—Con.				
54143	Graphic design services—Con.				
541430	Graphic design services				
	All establishments	19	100	1 378	5 711
	Establishments with 1 to 4 employees	12	X	X	X
	Establishments with 5 to 9 employees	3	X	X	X
	Establishments with 10 to 19 employees	3	X	X	X
	Establishments with 20 to 49 employees	1	X	X	X
	Establishments with 50 to 99 employees	—	X	X	X
	Establishments with 100 to 249 employees	—	X	X	X
	Establishments with 250 to 499 employees	—	X	X	X
	Establishments with 500 to 999 employees	—	X	X	X
	Establishments with 1,000 employees or more	—	X	X	X
5415	Computer systems design and related services				
	All establishments	274	3 177	49 100	206 150
	Establishments with 1 to 4 employees	189	X	X	X
	Establishments with 5 to 9 employees	32	X	X	X
	Establishments with 10 to 19 employees	19	X	X	X
	Establishments with 20 to 49 employees	23	X	X	X
	Establishments with 50 to 99 employees	7	X	X	X
	Establishments with 100 to 249 employees	2	X	X	X
	Establishments with 250 to 499 employees	1	X	X	X
	Establishments with 500 to 999 employees	1	X	X	X
	Establishments with 1,000 employees or more	—	X	X	X
54151	Computer systems design and related services				
	All establishments	274	3 177	49 100	206 150
	Establishments with 1 to 4 employees	189	X	X	X
	Establishments with 5 to 9 employees	32	X	X	X
	Establishments with 10 to 19 employees	19	X	X	X
	Establishments with 20 to 49 employees	23	X	X	X
	Establishments with 50 to 99 employees	7	X	X	X
	Establishments with 100 to 249 employees	2	X	X	X
	Establishments with 250 to 499 employees	1	X	X	X
	Establishments with 500 to 999 employees	1	X	X	X
	Establishments with 1,000 employees or more	—	X	X	X
541511	Custom computer programming services				
	All establishments	115	716	11 972	47 359
	Establishments with 1 to 4 employees	87	X	X	X
	Establishments with 5 to 9 employees	11	X	X	X
	Establishments with 10 to 19 employees	10	X	X	X
	Establishments with 20 to 49 employees	5	X	X	X
	Establishments with 50 to 99 employees	2	X	X	X
	Establishments with 100 to 249 employees	—	X	X	X
	Establishments with 250 to 499 employees	—	X	X	X
	Establishments with 500 to 999 employees	—	X	X	X
	Establishments with 1,000 employees or more	—	X	X	X
541512	Computer systems design services				
	All establishments	97	1 140	17 536	71 817
	Establishments with 1 to 4 employees	65	X	X	X
	Establishments with 5 to 9 employees	10	X	X	X
	Establishments with 10 to 19 employees	7	X	X	X
	Establishments with 20 to 49 employees	10	X	X	X
	Establishments with 50 to 99 employees	4	X	X	X
	Establishments with 100 to 249 employees	—	X	X	X
	Establishments with 250 to 499 employees	1	X	X	X
	Establishments with 500 to 999 employees	—	X	X	X
	Establishments with 1,000 employees or more	—	X	X	X
541513	Computer facilities management services				
	All establishments	28	1 205	18 073	80 991
	Establishments with 1 to 4 employees	10	X	X	X
	Establishments with 5 to 9 employees	6	X	X	X
	Establishments with 10 to 19 employees	2	X	X	X
	Establishments with 20 to 49 employees	6	X	X	X
	Establishments with 50 to 99 employees	1	X	X	X
	Establishments with 100 to 249 employees	2	X	X	X
	Establishments with 250 to 499 employees	—	X	X	X
	Establishments with 500 to 999 employees	1	X	X	X
	Establishments with 1,000 employees or more	—	X	X	X
541519	Other computer related services				
	All establishments	34	116	1 519	5 983
	Establishments with 1 to 4 employees	27	X	X	X
	Establishments with 5 to 9 employees	5	X	X	X
	Establishments with 10 to 19 employees	—	X	X	X
	Establishments with 20 to 49 employees	2	X	X	X
	Establishments with 50 to 99 employees	—	X	X	X
	Establishments with 100 to 249 employees	—	X	X	X
	Establishments with 250 to 499 employees	—	X	X	X
	Establishments with 500 to 999 employees	—	X	X	X

See footnotes at end of table.

Table 5. Establishments, Employees, and Payroll by Industry and Employment Size of Establishments by County: 2004—Con.

[Excludes most government employees, railroad employees, and self-employed persons. Size class 1 to 4 employees includes establishments having payroll, but no employees, during mid-March pay period. For meaning of abbreviations and symbols, see introductory text. For explanation of terms, see Appendix A. For statement on reliability, see the note at the end of the table and Appendix C]

NAICS code	Geography, kind of business, and employment size class	Establishments (number)	Paid employees for pay period including March 12 (number)	First-quarter payroll (\$1,000)	Annual payroll (\$1,000)
	BURLINGTON—Con.				
54	Professional, scientific, and technical services—Con.				
541	Professional, scientific, and technical services—Con.				
5415	Computer systems design and related services—Con.				
54151	Computer systems design and related services—Con.				
541519	Other computer related services—Con.				
	All establishments—Con.				
	Establishments with 1,000 employees or more	—	X	X	X
5416	Management, scientific, and technical consulting services				
	All establishments	224	1 521	19 877	84 118
	Establishments with 1 to 4 employees	164	X	X	X
	Establishments with 5 to 9 employees	27	X	X	X
	Establishments with 10 to 19 employees	17	X	X	X
	Establishments with 20 to 49 employees	11	X	X	X
	Establishments with 50 to 99 employees	3	X	X	X
	Establishments with 100 to 249 employees	2	X	X	X
	Establishments with 250 to 499 employees	—	X	X	X
	Establishments with 500 to 999 employees	—	X	X	X
	Establishments with 1,000 employees or more	—	X	X	X
54161	Management consulting services				
	All establishments	168	1 205	16 451	69 439
	Establishments with 1 to 4 employees	129	X	X	X
	Establishments with 5 to 9 employees	19	X	X	X
	Establishments with 10 to 19 employees	8	X	X	X
	Establishments with 20 to 49 employees	7	X	X	X
	Establishments with 50 to 99 employees	3	X	X	X
	Establishments with 100 to 249 employees	2	X	X	X
	Establishments with 250 to 499 employees	—	X	X	X
	Establishments with 500 to 999 employees	—	X	X	X
	Establishments with 1,000 employees or more	—	X	X	X
541611	Administrative management and general management consulting services				
	All establishments	80	619	8 377	32 908
	Establishments with 1 to 4 employees	61	X	X	X
	Establishments with 5 to 9 employees	7	X	X	X
	Establishments with 10 to 19 employees	5	X	X	X
	Establishments with 20 to 49 employees	5	X	X	X
	Establishments with 50 to 99 employees	1	X	X	X
	Establishments with 100 to 249 employees	1	X	X	X
	Establishments with 250 to 499 employees	—	X	X	X
	Establishments with 500 to 999 employees	—	X	X	X
	Establishments with 1,000 employees or more	—	X	X	X
541612	Human resources and executive search consulting services				
	All establishments	34	c	D	D
	Establishments with 1 to 4 employees	26	X	X	X
	Establishments with 5 to 9 employees	5	X	X	X
	Establishments with 10 to 19 employees	2	X	X	X
	Establishments with 20 to 49 employees	1	X	X	X
	Establishments with 50 to 99 employees	—	X	X	X
	Establishments with 100 to 249 employees	—	X	X	X
	Establishments with 250 to 499 employees	—	X	X	X
	Establishments with 500 to 999 employees	—	X	X	X
	Establishments with 1,000 employees or more	—	X	X	X
541613	Marketing consulting services				
	All establishments	25	196	3 509	14 962
	Establishments with 1 to 4 employees	20	X	X	X
	Establishments with 5 to 9 employees	3	X	X	X
	Establishments with 10 to 19 employees	—	X	X	X
	Establishments with 20 to 49 employees	1	X	X	X
	Establishments with 50 to 99 employees	—	X	X	X
	Establishments with 100 to 249 employees	1	X	X	X
	Establishments with 250 to 499 employees	—	X	X	X
	Establishments with 500 to 999 employees	—	X	X	X
	Establishments with 1,000 employees or more	—	X	X	X
541614	Process, physical distribution, and logistics consulting services				
	All establishments	21	165	1 573	8 648
	Establishments with 1 to 4 employees	15	X	X	X
	Establishments with 5 to 9 employees	4	X	X	X
	Establishments with 10 to 19 employees	1	X	X	X
	Establishments with 20 to 49 employees	—	X	X	X
	Establishments with 50 to 99 employees	1	X	X	X
	Establishments with 100 to 249 employees	—	X	X	X
	Establishments with 250 to 499 employees	—	X	X	X
	Establishments with 500 to 999 employees	—	X	X	X
	Establishments with 1,000 employees or more	—	X	X	X

See footnotes at end of table.

Table 5. Establishments, Employees, and Payroll by Industry and Employment Size of Establishments by County: 2004—Con.

[Excludes most government employees, railroad employees, and self-employed persons. Size class 1 to 4 employees includes establishments having payroll, but no employees, during mid-March pay period. For meaning of abbreviations and symbols, see introductory text. For explanation of terms, see Appendix A. For statement on reliability, see the note at the end of the table and Appendix C]

NAICS code	Geography, kind of business, and employment size class	Establishments (number)	Paid employees for pay period including March 12 (number)	First-quarter payroll (\$1,000)	Annual payroll (\$1,000)
	BURLINGTON—Con.				
54	Professional, scientific, and technical services—Con.				
541	Professional, scientific, and technical services—Con.				
5416	Management, scientific, and technical consulting services—Con.				
54162	Environmental consulting services				
	All establishments	30	239	2 468	10 783
	Establishments with 1 to 4 employees	15	X	X	X
	Establishments with 5 to 9 employees	4	X	X	X
	Establishments with 10 to 19 employees	7	X	X	X
	Establishments with 20 to 49 employees	4	X	X	X
	Establishments with 50 to 99 employees	—	X	X	X
	Establishments with 100 to 249 employees	—	X	X	X
	Establishments with 250 to 499 employees	—	X	X	X
	Establishments with 500 to 999 employees	—	X	X	X
	Establishments with 1,000 employees or more	—	X	X	X
541620	Environmental consulting services				
	All establishments	30	239	2 468	10 783
	Establishments with 1 to 4 employees	15	X	X	X
	Establishments with 5 to 9 employees	4	X	X	X
	Establishments with 10 to 19 employees	7	X	X	X
	Establishments with 20 to 49 employees	4	X	X	X
	Establishments with 50 to 99 employees	—	X	X	X
	Establishments with 100 to 249 employees	—	X	X	X
	Establishments with 250 to 499 employees	—	X	X	X
	Establishments with 500 to 999 employees	—	X	X	X
	Establishments with 1,000 employees or more	—	X	X	X
5418	Advertising and related services				
	All establishments	60	595	5 778	26 152
	Establishments with 1 to 4 employees	43	X	X	X
	Establishments with 5 to 9 employees	6	X	X	X
	Establishments with 10 to 19 employees	6	X	X	X
	Establishments with 20 to 49 employees	3	X	X	X
	Establishments with 50 to 99 employees	1	X	X	X
	Establishments with 100 to 249 employees	1	X	X	X
	Establishments with 250 to 499 employees	—	X	X	X
	Establishments with 500 to 999 employees	—	X	X	X
	Establishments with 1,000 employees or more	—	X	X	X
54181	Advertising agencies				
	All establishments	25	150	1 749	7 503
	Establishments with 1 to 4 employees	18	X	X	X
	Establishments with 5 to 9 employees	2	X	X	X
	Establishments with 10 to 19 employees	2	X	X	X
	Establishments with 20 to 49 employees	3	X	X	X
	Establishments with 50 to 99 employees	—	X	X	X
	Establishments with 100 to 249 employees	—	X	X	X
	Establishments with 250 to 499 employees	—	X	X	X
	Establishments with 500 to 999 employees	—	X	X	X
	Establishments with 1,000 employees or more	—	X	X	X
541810	Advertising agencies				
	All establishments	25	150	1 749	7 503
	Establishments with 1 to 4 employees	18	X	X	X
	Establishments with 5 to 9 employees	2	X	X	X
	Establishments with 10 to 19 employees	2	X	X	X
	Establishments with 20 to 49 employees	3	X	X	X
	Establishments with 50 to 99 employees	—	X	X	X
	Establishments with 100 to 249 employees	—	X	X	X
	Establishments with 250 to 499 employees	—	X	X	X
	Establishments with 500 to 999 employees	—	X	X	X
	Establishments with 1,000 employees or more	—	X	X	X
54186	Direct mail advertising				
	All establishments	7	e	D	D
	Establishments with 1 to 4 employees	3	X	X	X
	Establishments with 5 to 9 employees	2	X	X	X
	Establishments with 10 to 19 employees	1	X	X	X
	Establishments with 20 to 49 employees	—	X	X	X
	Establishments with 50 to 99 employees	—	X	X	X
	Establishments with 100 to 249 employees	1	X	X	X
	Establishments with 250 to 499 employees	—	X	X	X
	Establishments with 500 to 999 employees	—	X	X	X
	Establishments with 1,000 employees or more	—	X	X	X
541860	Direct mail advertising				
	All establishments	7	e	D	D
	Establishments with 1 to 4 employees	3	X	X	X
	Establishments with 5 to 9 employees	2	X	X	X
	Establishments with 10 to 19 employees	1	X	X	X
	Establishments with 20 to 49 employees	—	X	X	X
	Establishments with 50 to 99 employees	—	X	X	X
	Establishments with 100 to 249 employees	1	X	X	X
	Establishments with 250 to 499 employees	—	X	X	X
	Establishments with 500 to 999 employees	—	X	X	X
	Establishments with 1,000 employees or more	—	X	X	X

See footnotes at end of table.

Table 5. Establishments, Employees, and Payroll by Industry and Employment Size of Establishments by County: 2004—Con.

[Excludes most government employees, railroad employees, and self-employed persons. Size class 1 to 4 employees includes establishments having payroll, but no employees, during mid-March pay period. For meaning of abbreviations and symbols, see introductory text. For explanation of terms, see Appendix A. For statement on reliability, see the note at the end of the table and Appendix C]

NAICS code	Geography, kind of business, and employment size class	Establishments (number)	Paid employees for pay period including March 12 (number)	First-quarter payroll (\$1,000)	Annual payroll (\$1,000)
	BURLINGTON—Con.				
54	Professional, scientific, and technical services—Con.				
541	Professional, scientific, and technical services—Con.				
5418	Advertising and related services—Con.				
54189	Other services related to advertising				
	All establishments	13	126	1 436	6 805
	Establishments with 1 to 4 employees	9	X	X	X
	Establishments with 5 to 9 employees	1	X	X	X
	Establishments with 10 to 19 employees	2	X	X	X
	Establishments with 20 to 49 employees	—	X	X	X
	Establishments with 50 to 99 employees	1	X	X	X
	Establishments with 100 to 249 employees	—	X	X	X
	Establishments with 250 to 499 employees	—	X	X	X
	Establishments with 500 to 999 employees	—	X	X	X
	Establishments with 1,000 employees or more	—	X	X	X
541890	Other services related to advertising				
	All establishments	13	126	1 436	6 805
	Establishments with 1 to 4 employees	9	X	X	X
	Establishments with 5 to 9 employees	1	X	X	X
	Establishments with 10 to 19 employees	2	X	X	X
	Establishments with 20 to 49 employees	—	X	X	X
	Establishments with 50 to 99 employees	1	X	X	X
	Establishments with 100 to 249 employees	—	X	X	X
	Establishments with 250 to 499 employees	—	X	X	X
	Establishments with 500 to 999 employees	—	X	X	X
	Establishments with 1,000 employees or more	—	X	X	X
5419	Other professional, scientific, and technical services				
	All establishments	94	910	7 252	30 588
	Establishments with 1 to 4 employees	52	X	X	X
	Establishments with 5 to 9 employees	11	X	X	X
	Establishments with 10 to 19 employees	20	X	X	X
	Establishments with 20 to 49 employees	9	X	X	X
	Establishments with 50 to 99 employees	1	X	X	X
	Establishments with 100 to 249 employees	1	X	X	X
	Establishments with 250 to 499 employees	—	X	X	X
	Establishments with 500 to 999 employees	—	X	X	X
	Establishments with 1,000 employees or more	—	X	X	X
54191	Marketing research and public opinion polling				
	All establishments	7	209	2 529	9 295
	Establishments with 1 to 4 employees	3	X	X	X
	Establishments with 5 to 9 employees	—	X	X	X
	Establishments with 10 to 19 employees	2	X	X	X
	Establishments with 20 to 49 employees	—	X	X	X
	Establishments with 50 to 99 employees	1	X	X	X
	Establishments with 100 to 249 employees	1	X	X	X
	Establishments with 250 to 499 employees	—	X	X	X
	Establishments with 500 to 999 employees	—	X	X	X
	Establishments with 1,000 employees or more	—	X	X	X
541910	Marketing research and public opinion polling				
	All establishments	7	209	2 529	9 295
	Establishments with 1 to 4 employees	3	X	X	X
	Establishments with 5 to 9 employees	—	X	X	X
	Establishments with 10 to 19 employees	2	X	X	X
	Establishments with 20 to 49 employees	—	X	X	X
	Establishments with 50 to 99 employees	1	X	X	X
	Establishments with 100 to 249 employees	1	X	X	X
	Establishments with 250 to 499 employees	—	X	X	X
	Establishments with 500 to 999 employees	—	X	X	X
	Establishments with 1,000 employees or more	—	X	X	X
54192	Photographic services				
	All establishments	25	110	776	3 618
	Establishments with 1 to 4 employees	19	X	X	X
	Establishments with 5 to 9 employees	2	X	X	X
	Establishments with 10 to 19 employees	3	X	X	X
	Establishments with 20 to 49 employees	1	X	X	X
	Establishments with 50 to 99 employees	—	X	X	X
	Establishments with 100 to 249 employees	—	X	X	X
	Establishments with 250 to 499 employees	—	X	X	X
	Establishments with 500 to 999 employees	—	X	X	X
	Establishments with 1,000 employees or more	—	X	X	X
54194	Veterinary services				
	All establishments	38	475	3 265	14 725
	Establishments with 1 to 4 employees	13	X	X	X
	Establishments with 5 to 9 employees	7	X	X	X
	Establishments with 10 to 19 employees	11	X	X	X
	Establishments with 20 to 49 employees	7	X	X	X
	Establishments with 50 to 99 employees	—	X	X	X
	Establishments with 100 to 249 employees	—	X	X	X
	Establishments with 250 to 499 employees	—	X	X	X
	Establishments with 500 to 999 employees	—	X	X	X
	Establishments with 1,000 employees or more	—	X	X	X

See footnotes at end of table.

Table 5. Establishments, Employees, and Payroll by Industry and Employment Size of Establishments by County: 2004—Con.

[Excludes most government employees, railroad employees, and self-employed persons. Size class 1 to 4 employees includes establishments having payroll, but no employees, during mid-March pay period. For meaning of abbreviations and symbols, see introductory text. For explanation of terms, see Appendix A. For statement on reliability, see the note at the end of the table and Appendix C]

NAICS code	Geography, kind of business, and employment size class	Establishments (number)	Paid employees for pay period including March 12 (number)	First-quarter payroll (\$1,000)	Annual payroll (\$1,000)
	BURLINGTON—Con.				
54	Professional, scientific, and technical services—Con.				
541	Professional, scientific, and technical services—Con.				
5419	Other professional, scientific, and technical services—Con.				
54194	Veterinary services—Con.				
541940	Veterinary services				
	All establishments	38	475	3 265	14 725
	Establishments with 1 to 4 employees	13	X	X	X
	Establishments with 5 to 9 employees	7	X	X	X
	Establishments with 10 to 19 employees	11	X	X	X
	Establishments with 20 to 49 employees	7	X	X	X
	Establishments with 50 to 99 employees	—	X	X	X
	Establishments with 100 to 249 employees	—	X	X	X
	Establishments with 250 to 499 employees	—	X	X	X
	Establishments with 500 to 999 employees	—	X	X	X
	Establishments with 1,000 employees or more	—	X	X	X
54199	All other professional, scientific, and technical services				
	All establishments	24	116	682	2 950
	Establishments with 1 to 4 employees	17	X	X	X
	Establishments with 5 to 9 employees	2	X	X	X
	Establishments with 10 to 19 employees	4	X	X	X
	Establishments with 20 to 49 employees	1	X	X	X
	Establishments with 50 to 99 employees	—	X	X	X
	Establishments with 100 to 249 employees	—	X	X	X
	Establishments with 250 to 499 employees	—	X	X	X
	Establishments with 500 to 999 employees	—	X	X	X
	Establishments with 1,000 employees or more	—	X	X	X
541990	All other professional, scientific, and technical services				
	All establishments	24	116	682	2 950
	Establishments with 1 to 4 employees	17	X	X	X
	Establishments with 5 to 9 employees	2	X	X	X
	Establishments with 10 to 19 employees	4	X	X	X
	Establishments with 20 to 49 employees	1	X	X	X
	Establishments with 50 to 99 employees	—	X	X	X
	Establishments with 100 to 249 employees	—	X	X	X
	Establishments with 250 to 499 employees	—	X	X	X
	Establishments with 500 to 999 employees	—	X	X	X
	Establishments with 1,000 employees or more	—	X	X	X
55	Management of companies and enterprises				
	All establishments	86	4 888	56 245	230 641
	Establishments with 1 to 4 employees	27	X	X	X
	Establishments with 5 to 9 employees	12	X	X	X
	Establishments with 10 to 19 employees	19	X	X	X
	Establishments with 20 to 49 employees	12	X	X	X
	Establishments with 50 to 99 employees	5	X	X	X
	Establishments with 100 to 249 employees	7	X	X	X
	Establishments with 250 to 499 employees	2	X	X	X
	Establishments with 500 to 999 employees	1	X	X	X
	Establishments with 1,000 employees or more	1	X	X	X
551	Management of companies and enterprises				
	All establishments	86	4 888	56 245	230 641
	Establishments with 1 to 4 employees	27	X	X	X
	Establishments with 5 to 9 employees	12	X	X	X
	Establishments with 10 to 19 employees	19	X	X	X
	Establishments with 20 to 49 employees	12	X	X	X
	Establishments with 50 to 99 employees	5	X	X	X
	Establishments with 100 to 249 employees	7	X	X	X
	Establishments with 250 to 499 employees	2	X	X	X
	Establishments with 500 to 999 employees	1	X	X	X
	Establishments with 1,000 employees or more	1	X	X	X
5511	Management of companies and enterprises				
	All establishments	86	4 888	56 245	230 641
	Establishments with 1 to 4 employees	27	X	X	X
	Establishments with 5 to 9 employees	12	X	X	X
	Establishments with 10 to 19 employees	19	X	X	X
	Establishments with 20 to 49 employees	12	X	X	X
	Establishments with 50 to 99 employees	5	X	X	X
	Establishments with 100 to 249 employees	7	X	X	X
	Establishments with 250 to 499 employees	2	X	X	X
	Establishments with 500 to 999 employees	1	X	X	X
	Establishments with 1,000 employees or more	1	X	X	X
55111	Management of companies and enterprises				
	All establishments	86	4 888	56 245	230 641
	Establishments with 1 to 4 employees	27	X	X	X
	Establishments with 5 to 9 employees	12	X	X	X
	Establishments with 10 to 19 employees	19	X	X	X
	Establishments with 20 to 49 employees	12	X	X	X
	Establishments with 50 to 99 employees	5	X	X	X
	Establishments with 100 to 249 employees	7	X	X	X
	Establishments with 250 to 499 employees	2	X	X	X
	Establishments with 500 to 999 employees	1	X	X	X
	Establishments with 1,000 employees or more	1	X	X	X

See footnotes at end of table.

Table 5. Establishments, Employees, and Payroll by Industry and Employment Size of Establishments by County: 2004—Con.

[Excludes most government employees, railroad employees, and self-employed persons. Size class 1 to 4 employees includes establishments having payroll, but no employees, during mid-March pay period. For meaning of abbreviations and symbols, see introductory text. For explanation of terms, see Appendix A. For statement on reliability, see the note at the end of the table and Appendix C]

NAICS code	Geography, kind of business, and employment size class	Establishments (number)	Paid employees for pay period including March 12 (number)	First-quarter payroll (\$1,000)	Annual payroll (\$1,000)
	BURLINGTON—Con.				
55	Management of companies and enterprises—Con.				
551	Management of companies and enterprises—Con.				
5511	Management of companies and enterprises—Con.				
55111	Management of companies and enterprises—Con.				
551114	Corporate, subsidiary, and regional managing offices				
	All establishments	78	4 871	56 100	229 904
	Establishments with 1 to 4 employees	20	X	X	X
	Establishments with 5 to 9 employees	12	X	X	X
	Establishments with 10 to 19 employees	18	X	X	X
	Establishments with 20 to 49 employees	12	X	X	X
	Establishments with 50 to 99 employees	5	X	X	X
	Establishments with 100 to 249 employees	7	X	X	X
	Establishments with 250 to 499 employees	2	X	X	X
	Establishments with 500 to 999 employees	1	X	X	X
	Establishments with 1,000 employees or more	1	X	X	X
56	Administrative and support and waste management and remediation services				
	All establishments	640	10 721	64 304	301 310
	Establishments with 1 to 4 employees	367	X	X	X
	Establishments with 5 to 9 employees	100	X	X	X
	Establishments with 10 to 19 employees	75	X	X	X
	Establishments with 20 to 49 employees	50	X	X	X
	Establishments with 50 to 99 employees	20	X	X	X
	Establishments with 100 to 249 employees	25	X	X	X
	Establishments with 250 to 499 employees	1	X	X	X
	Establishments with 500 to 999 employees	2	X	X	X
	Establishments with 1,000 employees or more	—	X	X	X
561	Administrative and support services				
	All establishments	617	10 372	60 183	283 113
	Establishments with 1 to 4 employees	359	X	X	X
	Establishments with 5 to 9 employees	95	X	X	X
	Establishments with 10 to 19 employees	69	X	X	X
	Establishments with 20 to 49 employees	48	X	X	X
	Establishments with 50 to 99 employees	19	X	X	X
	Establishments with 100 to 249 employees	24	X	X	X
	Establishments with 250 to 499 employees	1	X	X	X
	Establishments with 500 to 999 employees	2	X	X	X
	Establishments with 1,000 employees or more	—	X	X	X
5611	Office administrative services				
	All establishments	41	486	5 679	27 971
	Establishments with 1 to 4 employees	20	X	X	X
	Establishments with 5 to 9 employees	6	X	X	X
	Establishments with 10 to 19 employees	7	X	X	X
	Establishments with 20 to 49 employees	6	X	X	X
	Establishments with 50 to 99 employees	2	X	X	X
	Establishments with 100 to 249 employees	—	X	X	X
	Establishments with 250 to 499 employees	—	X	X	X
	Establishments with 500 to 999 employees	—	X	X	X
	Establishments with 1,000 employees or more	—	X	X	X
56111	Office administrative services				
	All establishments	41	486	5 679	27 971
	Establishments with 1 to 4 employees	20	X	X	X
	Establishments with 5 to 9 employees	6	X	X	X
	Establishments with 10 to 19 employees	7	X	X	X
	Establishments with 20 to 49 employees	6	X	X	X
	Establishments with 50 to 99 employees	2	X	X	X
	Establishments with 100 to 249 employees	—	X	X	X
	Establishments with 250 to 499 employees	—	X	X	X
	Establishments with 500 to 999 employees	—	X	X	X
	Establishments with 1,000 employees or more	—	X	X	X
561110	Office administrative services				
	All establishments	41	486	5 679	27 971
	Establishments with 1 to 4 employees	20	X	X	X
	Establishments with 5 to 9 employees	6	X	X	X
	Establishments with 10 to 19 employees	7	X	X	X
	Establishments with 20 to 49 employees	6	X	X	X
	Establishments with 50 to 99 employees	2	X	X	X
	Establishments with 100 to 249 employees	—	X	X	X
	Establishments with 250 to 499 employees	—	X	X	X
	Establishments with 500 to 999 employees	—	X	X	X
	Establishments with 1,000 employees or more	—	X	X	X
5613	Employment services				
	All establishments	51	2 495	12 594	59 474
	Establishments with 1 to 4 employees	19	X	X	X
	Establishments with 5 to 9 employees	4	X	X	X
	Establishments with 10 to 19 employees	5	X	X	X
	Establishments with 20 to 49 employees	9	X	X	X
	Establishments with 50 to 99 employees	7	X	X	X
	Establishments with 100 to 249 employees	6	X	X	X
	Establishments with 250 to 499 employees	—	X	X	X
	Establishments with 500 to 999 employees	1	X	X	X

See footnotes at end of table.

Table 5. Establishments, Employees, and Payroll by Industry and Employment Size of Establishments by County: 2004—Con.

[Excludes most government employees, railroad employees, and self-employed persons. Size class 1 to 4 employees includes establishments having payroll, but no employees, during mid-March pay period. For meaning of abbreviations and symbols, see introductory text. For explanation of terms, see Appendix A. For statement on reliability, see the note at the end of the table and Appendix C]

NAICS code	Geography, kind of business, and employment size class	Establishments (number)	Paid employees for pay period including March 12 (number)	First-quarter payroll (\$1,000)	Annual payroll (\$1,000)
56	BURLINGTON—Con.				
	Administrative and support and waste management and remediation services—Con.				
561	Administrative and support services—Con.				
5613	Employment services—Con.				
	All establishments—Con.				
	Establishments with 1,000 employees or more	—	X	X	X
56131	Employment placement agencies				
	All establishments	18	408	2 099	9 864
	Establishments with 1 to 4 employees	7	X	X	X
	Establishments with 5 to 9 employees	4	X	X	X
	Establishments with 10 to 19 employees	3	X	X	X
	Establishments with 20 to 49 employees	2	X	X	X
	Establishments with 50 to 99 employees	1	X	X	X
	Establishments with 100 to 249 employees	1	X	X	X
	Establishments with 250 to 499 employees	—	X	X	X
	Establishments with 500 to 999 employees	—	X	X	X
	Establishments with 1,000 employees or more	—	X	X	X
561310	Employment placement agencies				
	All establishments	18	408	2 099	9 864
	Establishments with 1 to 4 employees	7	X	X	X
	Establishments with 5 to 9 employees	4	X	X	X
	Establishments with 10 to 19 employees	3	X	X	X
	Establishments with 20 to 49 employees	2	X	X	X
	Establishments with 50 to 99 employees	1	X	X	X
	Establishments with 100 to 249 employees	1	X	X	X
	Establishments with 250 to 499 employees	—	X	X	X
	Establishments with 500 to 999 employees	—	X	X	X
	Establishments with 1,000 employees or more	—	X	X	X
56132	Temporary help services				
	All establishments	28	1 968	9 155	43 762
	Establishments with 1 to 4 employees	11	X	X	X
	Establishments with 5 to 9 employees	—	X	X	X
	Establishments with 10 to 19 employees	2	X	X	X
	Establishments with 20 to 49 employees	4	X	X	X
	Establishments with 50 to 99 employees	5	X	X	X
	Establishments with 100 to 249 employees	5	X	X	X
	Establishments with 250 to 499 employees	—	X	X	X
	Establishments with 500 to 999 employees	1	X	X	X
	Establishments with 1,000 employees or more	—	X	X	X
561320	Temporary help services				
	All establishments	28	1 968	9 155	43 762
	Establishments with 1 to 4 employees	11	X	X	X
	Establishments with 5 to 9 employees	—	X	X	X
	Establishments with 10 to 19 employees	2	X	X	X
	Establishments with 20 to 49 employees	4	X	X	X
	Establishments with 50 to 99 employees	5	X	X	X
	Establishments with 100 to 249 employees	5	X	X	X
	Establishments with 250 to 499 employees	—	X	X	X
	Establishments with 500 to 999 employees	1	X	X	X
	Establishments with 1,000 employees or more	—	X	X	X
56133	Professional employer organizations				
	All establishments	5	119	1 340	5 848
	Establishments with 1 to 4 employees	1	X	X	X
	Establishments with 5 to 9 employees	—	X	X	X
	Establishments with 10 to 19 employees	—	X	X	X
	Establishments with 20 to 49 employees	3	X	X	X
	Establishments with 50 to 99 employees	1	X	X	X
	Establishments with 100 to 249 employees	—	X	X	X
	Establishments with 250 to 499 employees	—	X	X	X
	Establishments with 500 to 999 employees	—	X	X	X
	Establishments with 1,000 employees or more	—	X	X	X
561330	Professional employer organizations				
	All establishments	5	119	1 340	5 848
	Establishments with 1 to 4 employees	1	X	X	X
	Establishments with 5 to 9 employees	—	X	X	X
	Establishments with 10 to 19 employees	—	X	X	X
	Establishments with 20 to 49 employees	3	X	X	X
	Establishments with 50 to 99 employees	1	X	X	X
	Establishments with 100 to 249 employees	—	X	X	X
	Establishments with 250 to 499 employees	—	X	X	X
	Establishments with 500 to 999 employees	—	X	X	X
	Establishments with 1,000 employees or more	—	X	X	X
5614	Business support services				
	All establishments	59	1 910	13 120	58 345
	Establishments with 1 to 4 employees	29	X	X	X
	Establishments with 5 to 9 employees	7	X	X	X
	Establishments with 10 to 19 employees	7	X	X	X
	Establishments with 20 to 49 employees	7	X	X	X
	Establishments with 50 to 99 employees	1	X	X	X
	Establishments with 100 to 249 employees	7	X	X	X

See footnotes at end of table.

Table 5. Establishments, Employees, and Payroll by Industry and Employment Size of Establishments by County: 2004—Con.

[Excludes most government employees, railroad employees, and self-employed persons. Size class 1 to 4 employees includes establishments having payroll, but no employees, during mid-March pay period. For meaning of abbreviations and symbols, see introductory text. For explanation of terms, see Appendix A. For statement on reliability, see the note at the end of the table and Appendix C]

NAICS code	Geography, kind of business, and employment size class	Establishments (number)	Paid employees for pay period including March 12 (number)	First-quarter payroll (\$1,000)	Annual payroll (\$1,000)
	BURLINGTON—Con.				
56	Administrative and support and waste management and remediation services—Con.				
561	Administrative and support services—Con.				
5614	Business support services—Con.				
	All establishments—Con.				
	Establishments with 250 to 499 employees	1	X	X	X
	Establishments with 500 to 999 employees	—	X	X	X
	Establishments with 1,000 employees or more	—	X	X	X
56141	Document preparation services				
	All establishments	6	148	424	3 493
	Establishments with 1 to 4 employees	3	X	X	X
	Establishments with 5 to 9 employees	1	X	X	X
	Establishments with 10 to 19 employees	—	X	X	X
	Establishments with 20 to 49 employees	1	X	X	X
	Establishments with 50 to 99 employees	—	X	X	X
	Establishments with 100 to 249 employees	1	X	X	X
	Establishments with 250 to 499 employees	—	X	X	X
	Establishments with 500 to 999 employees	—	X	X	X
	Establishments with 1,000 employees or more	—	X	X	X
561410	Document preparation services				
	All establishments	6	148	424	3 493
	Establishments with 1 to 4 employees	3	X	X	X
	Establishments with 5 to 9 employees	1	X	X	X
	Establishments with 10 to 19 employees	—	X	X	X
	Establishments with 20 to 49 employees	1	X	X	X
	Establishments with 50 to 99 employees	—	X	X	X
	Establishments with 100 to 249 employees	1	X	X	X
	Establishments with 250 to 499 employees	—	X	X	X
	Establishments with 500 to 999 employees	—	X	X	X
	Establishments with 1,000 employees or more	—	X	X	X
56142	Telephone call centers				
	All establishments	7	209	937	3 463
	Establishments with 1 to 4 employees	2	X	X	X
	Establishments with 5 to 9 employees	1	X	X	X
	Establishments with 10 to 19 employees	2	X	X	X
	Establishments with 20 to 49 employees	1	X	X	X
	Establishments with 50 to 99 employees	—	X	X	X
	Establishments with 100 to 249 employees	1	X	X	X
	Establishments with 250 to 499 employees	—	X	X	X
	Establishments with 500 to 999 employees	—	X	X	X
	Establishments with 1,000 employees or more	—	X	X	X
561422	Telemarketing bureaus				
	All establishments	4	144	399	1 172
	Establishments with 1 to 4 employees	2	X	X	X
	Establishments with 5 to 9 employees	1	X	X	X
	Establishments with 10 to 19 employees	—	X	X	X
	Establishments with 20 to 49 employees	—	X	X	X
	Establishments with 50 to 99 employees	—	X	X	X
	Establishments with 100 to 249 employees	1	X	X	X
	Establishments with 250 to 499 employees	—	X	X	X
	Establishments with 500 to 999 employees	—	X	X	X
	Establishments with 1,000 employees or more	—	X	X	X
56143	Business service centers				
	All establishments	14	333	1 507	7 015
	Establishments with 1 to 4 employees	6	X	X	X
	Establishments with 5 to 9 employees	3	X	X	X
	Establishments with 10 to 19 employees	2	X	X	X
	Establishments with 20 to 49 employees	1	X	X	X
	Establishments with 50 to 99 employees	1	X	X	X
	Establishments with 100 to 249 employees	1	X	X	X
	Establishments with 250 to 499 employees	—	X	X	X
	Establishments with 500 to 999 employees	—	X	X	X
	Establishments with 1,000 employees or more	—	X	X	X
561439	Other business service centers (including copy shops)				
	All establishments	11	320	1 486	6 912
	Establishments with 1 to 4 employees	4	X	X	X
	Establishments with 5 to 9 employees	2	X	X	X
	Establishments with 10 to 19 employees	2	X	X	X
	Establishments with 20 to 49 employees	1	X	X	X
	Establishments with 50 to 99 employees	1	X	X	X
	Establishments with 100 to 249 employees	1	X	X	X
	Establishments with 250 to 499 employees	—	X	X	X
	Establishments with 500 to 999 employees	—	X	X	X
	Establishments with 1,000 employees or more	—	X	X	X

See footnotes at end of table.

Table 5. Establishments, Employees, and Payroll by Industry and Employment Size of Establishments by County: 2004—Con.

[Excludes most government employees, railroad employees, and self-employed persons. Size class 1 to 4 employees includes establishments having payroll, but no employees, during mid-March pay period. For meaning of abbreviations and symbols, see introductory text. For explanation of terms, see Appendix A. For statement on reliability, see the note at the end of the table and Appendix C]

NAICS code	Geography, kind of business, and employment size class	Establishments (number)	Paid employees for pay period including March 12 (number)	First-quarter payroll (\$1,000)	Annual payroll (\$1,000)
56	BURLINGTON—Con.				
	Administrative and support and waste management and remediation services—Con.				
561	Administrative and support services—Con.				
5614	Business support services—Con.				
56144	Collection agencies				
	All establishments	13	998	8 716	37 421
	Establishments with 1 to 4 employees	5	X	X	X
	Establishments with 5 to 9 employees	1	X	X	X
	Establishments with 10 to 19 employees	1	X	X	X
	Establishments with 20 to 49 employees	2	X	X	X
	Establishments with 50 to 99 employees	—	X	X	X
	Establishments with 100 to 249 employees	3	X	X	X
	Establishments with 250 to 499 employees	1	X	X	X
	Establishments with 500 to 999 employees	—	X	X	X
	Establishments with 1,000 employees or more	—	X	X	X
561440	Collection agencies				
	All establishments	13	998	8 716	37 421
	Establishments with 1 to 4 employees	5	X	X	X
	Establishments with 5 to 9 employees	1	X	X	X
	Establishments with 10 to 19 employees	1	X	X	X
	Establishments with 20 to 49 employees	2	X	X	X
	Establishments with 50 to 99 employees	—	X	X	X
	Establishments with 100 to 249 employees	3	X	X	X
	Establishments with 250 to 499 employees	1	X	X	X
	Establishments with 500 to 999 employees	—	X	X	X
	Establishments with 1,000 employees or more	—	X	X	X
56145	Credit bureaus				
	All establishments	2	c	D	D
	Establishments with 1 to 4 employees	1	X	X	X
	Establishments with 5 to 9 employees	—	X	X	X
	Establishments with 10 to 19 employees	—	X	X	X
	Establishments with 20 to 49 employees	—	X	X	X
	Establishments with 50 to 99 employees	—	X	X	X
	Establishments with 100 to 249 employees	1	X	X	X
	Establishments with 250 to 499 employees	—	X	X	X
	Establishments with 500 to 999 employees	—	X	X	X
	Establishments with 1,000 employees or more	—	X	X	X
561450	Credit bureaus				
	All establishments	2	c	D	D
	Establishments with 1 to 4 employees	1	X	X	X
	Establishments with 5 to 9 employees	—	X	X	X
	Establishments with 10 to 19 employees	—	X	X	X
	Establishments with 20 to 49 employees	—	X	X	X
	Establishments with 50 to 99 employees	—	X	X	X
	Establishments with 100 to 249 employees	1	X	X	X
	Establishments with 250 to 499 employees	—	X	X	X
	Establishments with 500 to 999 employees	—	X	X	X
	Establishments with 1,000 employees or more	—	X	X	X
5615	Travel arrangement and reservation services				
	All establishments	41	354	3 183	13 519
	Establishments with 1 to 4 employees	23	X	X	X
	Establishments with 5 to 9 employees	14	X	X	X
	Establishments with 10 to 19 employees	3	X	X	X
	Establishments with 20 to 49 employees	—	X	X	X
	Establishments with 50 to 99 employees	—	X	X	X
	Establishments with 100 to 249 employees	1	X	X	X
	Establishments with 250 to 499 employees	—	X	X	X
	Establishments with 500 to 999 employees	—	X	X	X
	Establishments with 1,000 employees or more	—	X	X	X
56151	Travel agencies				
	All establishments	32	283	2 679	10 924
	Establishments with 1 to 4 employees	22	X	X	X
	Establishments with 5 to 9 employees	8	X	X	X
	Establishments with 10 to 19 employees	1	X	X	X
	Establishments with 20 to 49 employees	—	X	X	X
	Establishments with 50 to 99 employees	—	X	X	X
	Establishments with 100 to 249 employees	1	X	X	X
	Establishments with 250 to 499 employees	—	X	X	X
	Establishments with 500 to 999 employees	—	X	X	X
	Establishments with 1,000 employees or more	—	X	X	X
561510	Travel agencies				
	All establishments	32	283	2 679	10 924
	Establishments with 1 to 4 employees	22	X	X	X
	Establishments with 5 to 9 employees	8	X	X	X
	Establishments with 10 to 19 employees	1	X	X	X
	Establishments with 20 to 49 employees	—	X	X	X
	Establishments with 50 to 99 employees	—	X	X	X
	Establishments with 100 to 249 employees	1	X	X	X
	Establishments with 250 to 499 employees	—	X	X	X
	Establishments with 500 to 999 employees	—	X	X	X
	Establishments with 1,000 employees or more	—	X	X	X

See footnotes at end of table.

Table 5. Establishments, Employees, and Payroll by Industry and Employment Size of Establishments by County: 2004—Con.

[Excludes most government employees, railroad employees, and self-employed persons. Size class 1 to 4 employees includes establishments having payroll, but no employees, during mid-March pay period. For meaning of abbreviations and symbols, see introductory text. For explanation of terms, see Appendix A. For statement on reliability, see the note at the end of the table and Appendix C]

NAICS code	Geography, kind of business, and employment size class	Establishments (number)	Paid employees for pay period including March 12 (number)	First-quarter payroll (\$1,000)	Annual payroll (\$1,000)
56	BURLINGTON—Con.				
	Administrative and support and waste management and remediation services—Con.				
561	Administrative and support services—Con.				
5616	Investigation and security services				
	All establishments	41	1 190	8 174	33 270
	Establishments with 1 to 4 employees	17	X	X	X
	Establishments with 5 to 9 employees	4	X	X	X
	Establishments with 10 to 19 employees	10	X	X	X
	Establishments with 20 to 49 employees	2	X	X	X
	Establishments with 50 to 99 employees	3	X	X	X
	Establishments with 100 to 249 employees	5	X	X	X
	Establishments with 250 to 499 employees	—	X	X	X
	Establishments with 500 to 999 employees	—	X	X	X
	Establishments with 1,000 employees or more	—	X	X	X
56161	Investigation, guard, and armored car services				
	All establishments	23	932	5 538	22 691
	Establishments with 1 to 4 employees	9	X	X	X
	Establishments with 5 to 9 employees	1	X	X	X
	Establishments with 10 to 19 employees	6	X	X	X
	Establishments with 20 to 49 employees	—	X	X	X
	Establishments with 50 to 99 employees	2	X	X	X
	Establishments with 100 to 249 employees	5	X	X	X
	Establishments with 250 to 499 employees	—	X	X	X
	Establishments with 500 to 999 employees	—	X	X	X
	Establishments with 1,000 employees or more	—	X	X	X
561612	Security guards and patrol services				
	All establishments	10	589	2 712	11 241
	Establishments with 1 to 4 employees	3	X	X	X
	Establishments with 5 to 9 employees	1	X	X	X
	Establishments with 10 to 19 employees	1	X	X	X
	Establishments with 20 to 49 employees	—	X	X	X
	Establishments with 50 to 99 employees	2	X	X	X
	Establishments with 100 to 249 employees	3	X	X	X
	Establishments with 250 to 499 employees	—	X	X	X
	Establishments with 500 to 999 employees	—	X	X	X
	Establishments with 1,000 employees or more	—	X	X	X
561613	Armored car services				
	All establishments	2	e	D	D
	Establishments with 1 to 4 employees	—	X	X	X
	Establishments with 5 to 9 employees	—	X	X	X
	Establishments with 10 to 19 employees	—	X	X	X
	Establishments with 20 to 49 employees	—	X	X	X
	Establishments with 50 to 99 employees	—	X	X	X
	Establishments with 100 to 249 employees	2	X	X	X
	Establishments with 250 to 499 employees	—	X	X	X
	Establishments with 500 to 999 employees	—	X	X	X
	Establishments with 1,000 employees or more	—	X	X	X
56162	Security systems services				
	All establishments	18	258	2 636	10 579
	Establishments with 1 to 4 employees	8	X	X	X
	Establishments with 5 to 9 employees	3	X	X	X
	Establishments with 10 to 19 employees	4	X	X	X
	Establishments with 20 to 49 employees	2	X	X	X
	Establishments with 50 to 99 employees	1	X	X	X
	Establishments with 100 to 249 employees	—	X	X	X
	Establishments with 250 to 499 employees	—	X	X	X
	Establishments with 500 to 999 employees	—	X	X	X
	Establishments with 1,000 employees or more	—	X	X	X
561621	Security systems services (except locksmiths)				
	All establishments	14	245	2 547	10 138
	Establishments with 1 to 4 employees	5	X	X	X
	Establishments with 5 to 9 employees	2	X	X	X
	Establishments with 10 to 19 employees	4	X	X	X
	Establishments with 20 to 49 employees	2	X	X	X
	Establishments with 50 to 99 employees	1	X	X	X
	Establishments with 100 to 249 employees	—	X	X	X
	Establishments with 250 to 499 employees	—	X	X	X
	Establishments with 500 to 999 employees	—	X	X	X
	Establishments with 1,000 employees or more	—	X	X	X
5617	Services to buildings and dwellings				
	All establishments	349	2 860	12 167	70 042
	Establishments with 1 to 4 employees	233	X	X	X
	Establishments with 5 to 9 employees	54	X	X	X
	Establishments with 10 to 19 employees	31	X	X	X
	Establishments with 20 to 49 employees	21	X	X	X
	Establishments with 50 to 99 employees	6	X	X	X
	Establishments with 100 to 249 employees	4	X	X	X
	Establishments with 250 to 499 employees	—	X	X	X
	Establishments with 500 to 999 employees	—	X	X	X
	Establishments with 1,000 employees or more	—	X	X	X

See footnotes at end of table.

Table 5. Establishments, Employees, and Payroll by Industry and Employment Size of Establishments by County: 2004—Con.

[Excludes most government employees, railroad employees, and self-employed persons. Size class 1 to 4 employees includes establishments having payroll, but no employees, during mid-March pay period. For meaning of abbreviations and symbols, see introductory text. For explanation of terms, see Appendix A. For statement on reliability, see the note at the end of the table and Appendix C]

NAICS code	Geography, kind of business, and employment size class	Establishments (number)	Paid employees for pay period including March 12 (number)	First-quarter payroll (\$1,000)	Annual payroll (\$1,000)
	BURLINGTON—Con.				
56	Administrative and support and waste management and remediation services—Con.				
561	Administrative and support services—Con.				
5617	Services to buildings and dwellings—Con.				
56171	Exterminating and pest control services				
	All establishments	26	162	1 197	5 746
	Establishments with 1 to 4 employees	19	X	X	X
	Establishments with 5 to 9 employees	2	X	X	X
	Establishments with 10 to 19 employees	—	X	X	X
	Establishments with 20 to 49 employees	5	X	X	X
	Establishments with 50 to 99 employees	—	X	X	X
	Establishments with 100 to 249 employees	—	X	X	X
	Establishments with 250 to 499 employees	—	X	X	X
	Establishments with 500 to 999 employees	—	X	X	X
	Establishments with 1,000 employees or more	—	X	X	X
561710	Exterminating and pest control services				
	All establishments	26	162	1 197	5 746
	Establishments with 1 to 4 employees	19	X	X	X
	Establishments with 5 to 9 employees	2	X	X	X
	Establishments with 10 to 19 employees	—	X	X	X
	Establishments with 20 to 49 employees	5	X	X	X
	Establishments with 50 to 99 employees	—	X	X	X
	Establishments with 100 to 249 employees	—	X	X	X
	Establishments with 250 to 499 employees	—	X	X	X
	Establishments with 500 to 999 employees	—	X	X	X
	Establishments with 1,000 employees or more	—	X	X	X
56172	Janitorial services				
	All establishments	112	1 413	4 981	21 353
	Establishments with 1 to 4 employees	68	X	X	X
	Establishments with 5 to 9 employees	18	X	X	X
	Establishments with 10 to 19 employees	10	X	X	X
	Establishments with 20 to 49 employees	11	X	X	X
	Establishments with 50 to 99 employees	2	X	X	X
	Establishments with 100 to 249 employees	3	X	X	X
	Establishments with 250 to 499 employees	—	X	X	X
	Establishments with 500 to 999 employees	—	X	X	X
	Establishments with 1,000 employees or more	—	X	X	X
561720	Janitorial services				
	All establishments	112	1 413	4 981	21 353
	Establishments with 1 to 4 employees	68	X	X	X
	Establishments with 5 to 9 employees	18	X	X	X
	Establishments with 10 to 19 employees	10	X	X	X
	Establishments with 20 to 49 employees	11	X	X	X
	Establishments with 50 to 99 employees	2	X	X	X
	Establishments with 100 to 249 employees	3	X	X	X
	Establishments with 250 to 499 employees	—	X	X	X
	Establishments with 500 to 999 employees	—	X	X	X
	Establishments with 1,000 employees or more	—	X	X	X
56173	Landscaping services				
	All establishments	188	1 188	5 179	39 002
	Establishments with 1 to 4 employees	130	X	X	X
	Establishments with 5 to 9 employees	30	X	X	X
	Establishments with 10 to 19 employees	18	X	X	X
	Establishments with 20 to 49 employees	5	X	X	X
	Establishments with 50 to 99 employees	4	X	X	X
	Establishments with 100 to 249 employees	1	X	X	X
	Establishments with 250 to 499 employees	—	X	X	X
	Establishments with 500 to 999 employees	—	X	X	X
	Establishments with 1,000 employees or more	—	X	X	X
561730	Landscaping services				
	All establishments	188	1 188	5 179	39 002
	Establishments with 1 to 4 employees	130	X	X	X
	Establishments with 5 to 9 employees	30	X	X	X
	Establishments with 10 to 19 employees	18	X	X	X
	Establishments with 20 to 49 employees	5	X	X	X
	Establishments with 50 to 99 employees	4	X	X	X
	Establishments with 100 to 249 employees	1	X	X	X
	Establishments with 250 to 499 employees	—	X	X	X
	Establishments with 500 to 999 employees	—	X	X	X
	Establishments with 1,000 employees or more	—	X	X	X
5619	Other support services				
	All establishments	30	1 061	5 075	20 061
	Establishments with 1 to 4 employees	14	X	X	X
	Establishments with 5 to 9 employees	6	X	X	X
	Establishments with 10 to 19 employees	5	X	X	X
	Establishments with 20 to 49 employees	3	X	X	X
	Establishments with 50 to 99 employees	—	X	X	X
	Establishments with 100 to 249 employees	1	X	X	X
	Establishments with 250 to 499 employees	—	X	X	X
	Establishments with 500 to 999 employees	1	X	X	X
	Establishments with 1,000 employees or more	—	X	X	X

See footnotes at end of table.

Table 5. Establishments, Employees, and Payroll by Industry and Employment Size of Establishments by County: 2004—Con.

[Excludes most government employees, railroad employees, and self-employed persons. Size class 1 to 4 employees includes establishments having payroll, but no employees, during mid-March pay period. For meaning of abbreviations and symbols, see introductory text. For explanation of terms, see Appendix A. For statement on reliability, see the note at the end of the table and Appendix C]

NAICS code	Geography, kind of business, and employment size class	Establishments (number)	Paid employees for pay period including March 12 (number)	First-quarter payroll (\$1,000)	Annual payroll (\$1,000)
56	BURLINGTON—Con.				
	Administrative and support and waste management and remediation services—Con.				
561	Administrative and support services—Con.				
5619	Other support services—Con.				
56191	Packaging and labeling services				
	All establishments	6	787	3 253	11 965
	Establishments with 1 to 4 employees	2	X	X	X
	Establishments with 5 to 9 employees	—	X	X	X
	Establishments with 10 to 19 employees	1	X	X	X
	Establishments with 20 to 49 employees	2	X	X	X
	Establishments with 50 to 99 employees	—	X	X	X
	Establishments with 100 to 249 employees	—	X	X	X
	Establishments with 250 to 499 employees	—	X	X	X
	Establishments with 500 to 999 employees	1	X	X	X
	Establishments with 1,000 employees or more	—	X	X	X
561910	Packaging and labeling services				
	All establishments	6	787	3 253	11 965
	Establishments with 1 to 4 employees	2	X	X	X
	Establishments with 5 to 9 employees	—	X	X	X
	Establishments with 10 to 19 employees	1	X	X	X
	Establishments with 20 to 49 employees	2	X	X	X
	Establishments with 50 to 99 employees	—	X	X	X
	Establishments with 100 to 249 employees	—	X	X	X
	Establishments with 250 to 499 employees	—	X	X	X
	Establishments with 500 to 999 employees	1	X	X	X
	Establishments with 1,000 employees or more	—	X	X	X
56199	All other support services				
	All establishments	16	231	1 303	5 240
	Establishments with 1 to 4 employees	6	X	X	X
	Establishments with 5 to 9 employees	6	X	X	X
	Establishments with 10 to 19 employees	3	X	X	X
	Establishments with 20 to 49 employees	—	X	X	X
	Establishments with 50 to 99 employees	—	X	X	X
	Establishments with 100 to 249 employees	1	X	X	X
	Establishments with 250 to 499 employees	—	X	X	X
	Establishments with 500 to 999 employees	—	X	X	X
	Establishments with 1,000 employees or more	—	X	X	X
561990	All other support services				
	All establishments	16	231	1 303	5 240
	Establishments with 1 to 4 employees	6	X	X	X
	Establishments with 5 to 9 employees	6	X	X	X
	Establishments with 10 to 19 employees	3	X	X	X
	Establishments with 20 to 49 employees	—	X	X	X
	Establishments with 50 to 99 employees	—	X	X	X
	Establishments with 100 to 249 employees	1	X	X	X
	Establishments with 250 to 499 employees	—	X	X	X
	Establishments with 500 to 999 employees	—	X	X	X
	Establishments with 1,000 employees or more	—	X	X	X
562	Waste management and remediation services				
	All establishments	23	349	4 121	18 197
	Establishments with 1 to 4 employees	8	X	X	X
	Establishments with 5 to 9 employees	5	X	X	X
	Establishments with 10 to 19 employees	6	X	X	X
	Establishments with 20 to 49 employees	2	X	X	X
	Establishments with 50 to 99 employees	1	X	X	X
	Establishments with 100 to 249 employees	1	X	X	X
	Establishments with 250 to 499 employees	—	X	X	X
	Establishments with 500 to 999 employees	—	X	X	X
	Establishments with 1,000 employees or more	—	X	X	X
5621	Waste collection				
	All establishments	8	158	1 607	7 247
	Establishments with 1 to 4 employees	3	X	X	X
	Establishments with 5 to 9 employees	1	X	X	X
	Establishments with 10 to 19 employees	3	X	X	X
	Establishments with 20 to 49 employees	—	X	X	X
	Establishments with 50 to 99 employees	—	X	X	X
	Establishments with 100 to 249 employees	1	X	X	X
	Establishments with 250 to 499 employees	—	X	X	X
	Establishments with 500 to 999 employees	—	X	X	X
	Establishments with 1,000 employees or more	—	X	X	X
56211	Waste collection				
	All establishments	8	158	1 607	7 247
	Establishments with 1 to 4 employees	3	X	X	X
	Establishments with 5 to 9 employees	1	X	X	X
	Establishments with 10 to 19 employees	3	X	X	X
	Establishments with 20 to 49 employees	—	X	X	X
	Establishments with 50 to 99 employees	—	X	X	X
	Establishments with 100 to 249 employees	1	X	X	X
	Establishments with 250 to 499 employees	—	X	X	X
	Establishments with 500 to 999 employees	—	X	X	X
	Establishments with 1,000 employees or more	—	X	X	X

See footnotes at end of table.

Table 5. Establishments, Employees, and Payroll by Industry and Employment Size of Establishments by County: 2004—Con.

[Excludes most government employees, railroad employees, and self-employed persons. Size class 1 to 4 employees includes establishments having payroll, but no employees, during mid-March pay period. For meaning of abbreviations and symbols, see introductory text. For explanation of terms, see Appendix A. For statement on reliability, see the note at the end of the table and Appendix C]

NAICS code	Geography, kind of business, and employment size class	Establishments (number)	Paid employees for pay period including March 12 (number)	First-quarter payroll (\$1,000)	Annual payroll (\$1,000)
56	BURLINGTON—Con.				
	Administrative and support and waste management and remediation services—Con.				
562	Waste management and remediation services—Con.				
5621	Waste collection—Con.				
56211	Waste collection—Con.				
562111	Solid waste collection				
	All establishments	6	c	D	D
	Establishments with 1 to 4 employees	1	X	X	X
	Establishments with 5 to 9 employees	1	X	X	X
	Establishments with 10 to 19 employees	3	X	X	X
	Establishments with 20 to 49 employees	—	X	X	X
	Establishments with 50 to 99 employees	—	X	X	X
	Establishments with 100 to 249 employees	1	X	X	X
	Establishments with 250 to 499 employees	—	X	X	X
	Establishments with 500 to 999 employees	—	X	X	X
	Establishments with 1,000 employees or more	—	X	X	X
5629	Remediation and other waste management services				
	All establishments	11	147	2 003	9 130
	Establishments with 1 to 4 employees	4	X	X	X
	Establishments with 5 to 9 employees	3	X	X	X
	Establishments with 10 to 19 employees	1	X	X	X
	Establishments with 20 to 49 employees	2	X	X	X
	Establishments with 50 to 99 employees	1	X	X	X
	Establishments with 100 to 249 employees	—	X	X	X
	Establishments with 250 to 499 employees	—	X	X	X
	Establishments with 500 to 999 employees	—	X	X	X
	Establishments with 1,000 employees or more	—	X	X	X
61	Educational services				
	All establishments	120	2 180	13 315	51 364
	Establishments with 1 to 4 employees	44	X	X	X
	Establishments with 5 to 9 employees	22	X	X	X
	Establishments with 10 to 19 employees	20	X	X	X
	Establishments with 20 to 49 employees	25	X	X	X
	Establishments with 50 to 99 employees	6	X	X	X
	Establishments with 100 to 249 employees	3	X	X	X
	Establishments with 250 to 499 employees	—	X	X	X
	Establishments with 500 to 999 employees	—	X	X	X
	Establishments with 1,000 employees or more	—	X	X	X
611	Educational services				
	All establishments	120	2 180	13 315	51 364
	Establishments with 1 to 4 employees	44	X	X	X
	Establishments with 5 to 9 employees	22	X	X	X
	Establishments with 10 to 19 employees	20	X	X	X
	Establishments with 20 to 49 employees	25	X	X	X
	Establishments with 50 to 99 employees	6	X	X	X
	Establishments with 100 to 249 employees	3	X	X	X
	Establishments with 250 to 499 employees	—	X	X	X
	Establishments with 500 to 999 employees	—	X	X	X
	Establishments with 1,000 employees or more	—	X	X	X
6111	Elementary and secondary schools				
	All establishments	36	1 348	8 100	32 208
	Establishments with 1 to 4 employees	6	X	X	X
	Establishments with 5 to 9 employees	4	X	X	X
	Establishments with 10 to 19 employees	5	X	X	X
	Establishments with 20 to 49 employees	14	X	X	X
	Establishments with 50 to 99 employees	4	X	X	X
	Establishments with 100 to 249 employees	3	X	X	X
	Establishments with 250 to 499 employees	—	X	X	X
	Establishments with 500 to 999 employees	—	X	X	X
	Establishments with 1,000 employees or more	—	X	X	X
61111	Elementary and secondary schools				
	All establishments	36	1 348	8 100	32 208
	Establishments with 1 to 4 employees	6	X	X	X
	Establishments with 5 to 9 employees	4	X	X	X
	Establishments with 10 to 19 employees	5	X	X	X
	Establishments with 20 to 49 employees	14	X	X	X
	Establishments with 50 to 99 employees	4	X	X	X
	Establishments with 100 to 249 employees	3	X	X	X
	Establishments with 250 to 499 employees	—	X	X	X
	Establishments with 500 to 999 employees	—	X	X	X
	Establishments with 1,000 employees or more	—	X	X	X
611110	Elementary and secondary schools				
	All establishments	36	1 348	8 100	32 208
	Establishments with 1 to 4 employees	6	X	X	X
	Establishments with 5 to 9 employees	4	X	X	X
	Establishments with 10 to 19 employees	5	X	X	X
	Establishments with 20 to 49 employees	14	X	X	X
	Establishments with 50 to 99 employees	4	X	X	X
	Establishments with 100 to 249 employees	3	X	X	X
	Establishments with 250 to 499 employees	—	X	X	X
	Establishments with 500 to 999 employees	—	X	X	X
	Establishments with 1,000 employees or more	—	X	X	X

See footnotes at end of table.

Table 5. Establishments, Employees, and Payroll by Industry and Employment Size of Establishments by County: 2004—Con.

[Excludes most government employees, railroad employees, and self-employed persons. Size class 1 to 4 employees includes establishments having payroll, but no employees, during mid-March pay period. For meaning of abbreviations and symbols, see introductory text. For explanation of terms, see Appendix A. For statement on reliability, see the note at the end of the table and Appendix C]

NAICS code	Geography, kind of business, and employment size class	Establishments (number)	Paid employees for pay period including March 12 (number)	First-quarter payroll (\$1,000)	Annual payroll (\$1,000)
	BURLINGTON—Con.				
61	Educational services—Con.				
611	Educational services—Con.				
6111	Elementary and secondary schools—Con.				
61111	Elementary and secondary schools—Con.				
611110	Elementary and secondary schools—Con.				
	All establishments—Con.				
	Establishments with 1,000 employees or more	—	X	X	X
6116	Other schools and instruction				
	All establishments	55	549	2 552	10 419
	Establishments with 1 to 4 employees	24	X	X	X
	Establishments with 5 to 9 employees	13	X	X	X
	Establishments with 10 to 19 employees	8	X	X	X
	Establishments with 20 to 49 employees	9	X	X	X
	Establishments with 50 to 99 employees	1	X	X	X
	Establishments with 100 to 249 employees	—	X	X	X
	Establishments with 250 to 499 employees	—	X	X	X
	Establishments with 500 to 999 employees	—	X	X	X
	Establishments with 1,000 employees or more	—	X	X	X
61161	Fine arts schools				
	All establishments	13	136	413	1 626
	Establishments with 1 to 4 employees	3	X	X	X
	Establishments with 5 to 9 employees	6	X	X	X
	Establishments with 10 to 19 employees	2	X	X	X
	Establishments with 20 to 49 employees	2	X	X	X
	Establishments with 50 to 99 employees	—	X	X	X
	Establishments with 100 to 249 employees	—	X	X	X
	Establishments with 250 to 499 employees	—	X	X	X
	Establishments with 500 to 999 employees	—	X	X	X
	Establishments with 1,000 employees or more	—	X	X	X
611610	Fine arts schools				
	All establishments	13	136	413	1 626
	Establishments with 1 to 4 employees	3	X	X	X
	Establishments with 5 to 9 employees	6	X	X	X
	Establishments with 10 to 19 employees	2	X	X	X
	Establishments with 20 to 49 employees	2	X	X	X
	Establishments with 50 to 99 employees	—	X	X	X
	Establishments with 100 to 249 employees	—	X	X	X
	Establishments with 250 to 499 employees	—	X	X	X
	Establishments with 500 to 999 employees	—	X	X	X
	Establishments with 1,000 employees or more	—	X	X	X
61162	Sports and recreation instruction				
	All establishments	26	230	841	3 656
	Establishments with 1 to 4 employees	12	X	X	X
	Establishments with 5 to 9 employees	5	X	X	X
	Establishments with 10 to 19 employees	4	X	X	X
	Establishments with 20 to 49 employees	5	X	X	X
	Establishments with 50 to 99 employees	—	X	X	X
	Establishments with 100 to 249 employees	—	X	X	X
	Establishments with 250 to 499 employees	—	X	X	X
	Establishments with 500 to 999 employees	—	X	X	X
	Establishments with 1,000 employees or more	—	X	X	X
611620	Sports and recreation instruction				
	All establishments	26	230	841	3 656
	Establishments with 1 to 4 employees	12	X	X	X
	Establishments with 5 to 9 employees	5	X	X	X
	Establishments with 10 to 19 employees	4	X	X	X
	Establishments with 20 to 49 employees	5	X	X	X
	Establishments with 50 to 99 employees	—	X	X	X
	Establishments with 100 to 249 employees	—	X	X	X
	Establishments with 250 to 499 employees	—	X	X	X
	Establishments with 500 to 999 employees	—	X	X	X
	Establishments with 1,000 employees or more	—	X	X	X
61169	All other schools and instruction				
	All establishments	16	183	1 298	5 137
	Establishments with 1 to 4 employees	9	X	X	X
	Establishments with 5 to 9 employees	2	X	X	X
	Establishments with 10 to 19 employees	2	X	X	X
	Establishments with 20 to 49 employees	2	X	X	X
	Establishments with 50 to 99 employees	1	X	X	X
	Establishments with 100 to 249 employees	—	X	X	X
	Establishments with 250 to 499 employees	—	X	X	X
	Establishments with 500 to 999 employees	—	X	X	X
	Establishments with 1,000 employees or more	—	X	X	X

See footnotes at end of table.

Table 5. Establishments, Employees, and Payroll by Industry and Employment Size of Establishments by County: 2004—Con.

[Excludes most government employees, railroad employees, and self-employed persons. Size class 1 to 4 employees includes establishments having payroll, but no employees, during mid-March pay period. For meaning of abbreviations and symbols, see introductory text. For explanation of terms, see Appendix A. For statement on reliability, see the note at the end of the table and Appendix C]

NAICS code	Geography, kind of business, and employment size class	Establishments (number)	Paid employees for pay period including March 12 (number)	First-quarter payroll (\$1,000)	Annual payroll (\$1,000)
	BURLINGTON—Con.				
62	Health care and social assistance				
	All establishments	1 042	20 948	169 800	737 558
	Establishments with 1 to 4 employees	412	X	X	X
	Establishments with 5 to 9 employees	260	X	X	X
	Establishments with 10 to 19 employees	194	X	X	X
	Establishments with 20 to 49 employees	115	X	X	X
	Establishments with 50 to 99 employees	29	X	X	X
	Establishments with 100 to 249 employees	23	X	X	X
	Establishments with 250 to 499 employees	3	X	X	X
	Establishments with 500 to 999 employees	4	X	X	X
	Establishments with 1,000 employees or more	2	X	X	X
621	Ambulatory health care services				
	All establishments	760	7 954	80 693	377 532
	Establishments with 1 to 4 employees	341	X	X	X
	Establishments with 5 to 9 employees	215	X	X	X
	Establishments with 10 to 19 employees	110	X	X	X
	Establishments with 20 to 49 employees	67	X	X	X
	Establishments with 50 to 99 employees	18	X	X	X
	Establishments with 100 to 249 employees	9	X	X	X
	Establishments with 250 to 499 employees	—	X	X	X
	Establishments with 500 to 999 employees	—	X	X	X
	Establishments with 1,000 employees or more	—	X	X	X
6211	Offices of physicians				
	All establishments	309	3 431	43 520	206 096
	Establishments with 1 to 4 employees	119	X	X	X
	Establishments with 5 to 9 employees	83	X	X	X
	Establishments with 10 to 19 employees	59	X	X	X
	Establishments with 20 to 49 employees	38	X	X	X
	Establishments with 50 to 99 employees	9	X	X	X
	Establishments with 100 to 249 employees	1	X	X	X
	Establishments with 250 to 499 employees	—	X	X	X
	Establishments with 500 to 999 employees	—	X	X	X
	Establishments with 1,000 employees or more	—	X	X	X
62111	Offices of physicians				
	All establishments	309	3 431	43 520	206 096
	Establishments with 1 to 4 employees	119	X	X	X
	Establishments with 5 to 9 employees	83	X	X	X
	Establishments with 10 to 19 employees	59	X	X	X
	Establishments with 20 to 49 employees	38	X	X	X
	Establishments with 50 to 99 employees	9	X	X	X
	Establishments with 100 to 249 employees	1	X	X	X
	Establishments with 250 to 499 employees	—	X	X	X
	Establishments with 500 to 999 employees	—	X	X	X
	Establishments with 1,000 employees or more	—	X	X	X
621111	Offices of physicians (except mental health specialists)				
	All establishments	294	3 255	41 302	194 947
	Establishments with 1 to 4 employees	107	X	X	X
	Establishments with 5 to 9 employees	83	X	X	X
	Establishments with 10 to 19 employees	57	X	X	X
	Establishments with 20 to 49 employees	38	X	X	X
	Establishments with 50 to 99 employees	9	X	X	X
	Establishments with 100 to 249 employees	—	X	X	X
	Establishments with 250 to 499 employees	—	X	X	X
	Establishments with 500 to 999 employees	—	X	X	X
	Establishments with 1,000 employees or more	—	X	X	X
621112	Offices of physicians, mental health specialists				
	All establishments	15	176	2 218	11 149
	Establishments with 1 to 4 employees	12	X	X	X
	Establishments with 5 to 9 employees	—	X	X	X
	Establishments with 10 to 19 employees	2	X	X	X
	Establishments with 20 to 49 employees	—	X	X	X
	Establishments with 50 to 99 employees	—	X	X	X
	Establishments with 100 to 249 employees	1	X	X	X
	Establishments with 250 to 499 employees	—	X	X	X
	Establishments with 500 to 999 employees	—	X	X	X
	Establishments with 1,000 employees or more	—	X	X	X
6212	Offices of dentists				
	All establishments	169	1 308	11 489	54 985
	Establishments with 1 to 4 employees	55	X	X	X
	Establishments with 5 to 9 employees	75	X	X	X
	Establishments with 10 to 19 employees	27	X	X	X
	Establishments with 20 to 49 employees	12	X	X	X
	Establishments with 50 to 99 employees	—	X	X	X
	Establishments with 100 to 249 employees	—	X	X	X
	Establishments with 250 to 499 employees	—	X	X	X
	Establishments with 500 to 999 employees	—	X	X	X
	Establishments with 1,000 employees or more	—	X	X	X

See footnotes at end of table.

Table 5. Establishments, Employees, and Payroll by Industry and Employment Size of Establishments by County: 2004—Con.

[Excludes most government employees, railroad employees, and self-employed persons. Size class 1 to 4 employees includes establishments having payroll, but no employees, during mid-March pay period. For meaning of abbreviations and symbols, see introductory text. For explanation of terms, see Appendix A. For statement on reliability, see the note at the end of the table and Appendix C]

NAICS code	Geography, kind of business, and employment size class	Establishments (number)	Paid employees for pay period including March 12 (number)	First-quarter payroll (\$1,000)	Annual payroll (\$1,000)
62	BURLINGTON—Con.				
	Health care and social assistance—Con.				
621	Ambulatory health care services—Con.				
6212	Offices of dentists—Con.				
62121	Offices of dentists				
	All establishments	169	1 308	11 489	54 985
	Establishments with 1 to 4 employees	55	X	X	X
	Establishments with 5 to 9 employees	75	X	X	X
	Establishments with 10 to 19 employees	27	X	X	X
	Establishments with 20 to 49 employees	12	X	X	X
	Establishments with 50 to 99 employees	—	X	X	X
	Establishments with 100 to 249 employees	—	X	X	X
	Establishments with 250 to 499 employees	—	X	X	X
	Establishments with 500 to 999 employees	—	X	X	X
	Establishments with 1,000 employees or more	—	X	X	X
621210	Offices of dentists				
	All establishments	169	1 308	11 489	54 985
	Establishments with 1 to 4 employees	55	X	X	X
	Establishments with 5 to 9 employees	75	X	X	X
	Establishments with 10 to 19 employees	27	X	X	X
	Establishments with 20 to 49 employees	12	X	X	X
	Establishments with 50 to 99 employees	—	X	X	X
	Establishments with 100 to 249 employees	—	X	X	X
	Establishments with 250 to 499 employees	—	X	X	X
	Establishments with 500 to 999 employees	—	X	X	X
	Establishments with 1,000 employees or more	—	X	X	X
6213	Offices of other health practitioners				
	All establishments	185	851	6 353	28 568
	Establishments with 1 to 4 employees	131	X	X	X
	Establishments with 5 to 9 employees	37	X	X	X
	Establishments with 10 to 19 employees	12	X	X	X
	Establishments with 20 to 49 employees	4	X	X	X
	Establishments with 50 to 99 employees	—	X	X	X
	Establishments with 100 to 249 employees	1	X	X	X
	Establishments with 250 to 499 employees	—	X	X	X
	Establishments with 500 to 999 employees	—	X	X	X
	Establishments with 1,000 employees or more	—	X	X	X
62131	Offices of chiropractors				
	All establishments	65	209	1 276	5 907
	Establishments with 1 to 4 employees	51	X	X	X
	Establishments with 5 to 9 employees	9	X	X	X
	Establishments with 10 to 19 employees	5	X	X	X
	Establishments with 20 to 49 employees	—	X	X	X
	Establishments with 50 to 99 employees	—	X	X	X
	Establishments with 100 to 249 employees	—	X	X	X
	Establishments with 250 to 499 employees	—	X	X	X
	Establishments with 500 to 999 employees	—	X	X	X
	Establishments with 1,000 employees or more	—	X	X	X
621310	Offices of chiropractors				
	All establishments	65	209	1 276	5 907
	Establishments with 1 to 4 employees	51	X	X	X
	Establishments with 5 to 9 employees	9	X	X	X
	Establishments with 10 to 19 employees	5	X	X	X
	Establishments with 20 to 49 employees	—	X	X	X
	Establishments with 50 to 99 employees	—	X	X	X
	Establishments with 100 to 249 employees	—	X	X	X
	Establishments with 250 to 499 employees	—	X	X	X
	Establishments with 500 to 999 employees	—	X	X	X
	Establishments with 1,000 employees or more	—	X	X	X
62132	Offices of optometrists				
	All establishments	35	129	854	3 638
	Establishments with 1 to 4 employees	23	X	X	X
	Establishments with 5 to 9 employees	12	X	X	X
	Establishments with 10 to 19 employees	—	X	X	X
	Establishments with 20 to 49 employees	—	X	X	X
	Establishments with 50 to 99 employees	—	X	X	X
	Establishments with 100 to 249 employees	—	X	X	X
	Establishments with 250 to 499 employees	—	X	X	X
	Establishments with 500 to 999 employees	—	X	X	X
	Establishments with 1,000 employees or more	—	X	X	X
621320	Offices of optometrists				
	All establishments	35	129	854	3 638
	Establishments with 1 to 4 employees	23	X	X	X
	Establishments with 5 to 9 employees	12	X	X	X
	Establishments with 10 to 19 employees	—	X	X	X
	Establishments with 20 to 49 employees	—	X	X	X
	Establishments with 50 to 99 employees	—	X	X	X
	Establishments with 100 to 249 employees	—	X	X	X
	Establishments with 250 to 499 employees	—	X	X	X
	Establishments with 500 to 999 employees	—	X	X	X
	Establishments with 1,000 employees or more	—	X	X	X

See footnotes at end of table.

Table 5. Establishments, Employees, and Payroll by Industry and Employment Size of Establishments by County: 2004—Con.

[Excludes most government employees, railroad employees, and self-employed persons. Size class 1 to 4 employees includes establishments having payroll, but no employees, during mid-March pay period. For meaning of abbreviations and symbols, see introductory text. For explanation of terms, see Appendix A. For statement on reliability, see the note at the end of the table and Appendix C]

NAICS code	Geography, kind of business, and employment size class	Establishments (number)	Paid employees for pay period including March 12 (number)	First-quarter payroll (\$1,000)	Annual payroll (\$1,000)
	BURLINGTON—Con.				
62	Health care and social assistance—Con.				
621	Ambulatory health care services—Con.				
6213	Offices of other health practitioners—Con.				
62133	Offices of mental health practitioners (except physicians)				
	All establishments	22	178	2 175	9 076
	Establishments with 1 to 4 employees	19	X	X	X
	Establishments with 5 to 9 employees	—	X	X	X
	Establishments with 10 to 19 employees	1	X	X	X
	Establishments with 20 to 49 employees	1	X	X	X
	Establishments with 50 to 99 employees	—	X	X	X
	Establishments with 100 to 249 employees	1	X	X	X
	Establishments with 250 to 499 employees	—	X	X	X
	Establishments with 500 to 999 employees	—	X	X	X
	Establishments with 1,000 employees or more	—	X	X	X
621330	Offices of mental health practitioners (except physicians)				
	All establishments	22	178	2 175	9 076
	Establishments with 1 to 4 employees	19	X	X	X
	Establishments with 5 to 9 employees	—	X	X	X
	Establishments with 10 to 19 employees	1	X	X	X
	Establishments with 20 to 49 employees	1	X	X	X
	Establishments with 50 to 99 employees	—	X	X	X
	Establishments with 100 to 249 employees	1	X	X	X
	Establishments with 250 to 499 employees	—	X	X	X
	Establishments with 500 to 999 employees	—	X	X	X
	Establishments with 1,000 employees or more	—	X	X	X
62134	Offices of physical, occupational and speech therapists, and audiologists				
	All establishments	29	199	1 390	6 732
	Establishments with 1 to 4 employees	12	X	X	X
	Establishments with 5 to 9 employees	11	X	X	X
	Establishments with 10 to 19 employees	4	X	X	X
	Establishments with 20 to 49 employees	2	X	X	X
	Establishments with 50 to 99 employees	—	X	X	X
	Establishments with 100 to 249 employees	—	X	X	X
	Establishments with 250 to 499 employees	—	X	X	X
	Establishments with 500 to 999 employees	—	X	X	X
	Establishments with 1,000 employees or more	—	X	X	X
621340	Offices of physical, occupational, and speech therapists and audiologists				
	All establishments	29	199	1 390	6 732
	Establishments with 1 to 4 employees	12	X	X	X
	Establishments with 5 to 9 employees	11	X	X	X
	Establishments with 10 to 19 employees	4	X	X	X
	Establishments with 20 to 49 employees	2	X	X	X
	Establishments with 50 to 99 employees	—	X	X	X
	Establishments with 100 to 249 employees	—	X	X	X
	Establishments with 250 to 499 employees	—	X	X	X
	Establishments with 500 to 999 employees	—	X	X	X
	Establishments with 1,000 employees or more	—	X	X	X
62139	Offices of all other health practitioners				
	All establishments	34	136	658	3 215
	Establishments with 1 to 4 employees	26	X	X	X
	Establishments with 5 to 9 employees	5	X	X	X
	Establishments with 10 to 19 employees	2	X	X	X
	Establishments with 20 to 49 employees	1	X	X	X
	Establishments with 50 to 99 employees	—	X	X	X
	Establishments with 100 to 249 employees	—	X	X	X
	Establishments with 250 to 499 employees	—	X	X	X
	Establishments with 500 to 999 employees	—	X	X	X
	Establishments with 1,000 employees or more	—	X	X	X
621391	Offices of podiatrists				
	All establishments	22	114	540	2 667
	Establishments with 1 to 4 employees	15	X	X	X
	Establishments with 5 to 9 employees	4	X	X	X
	Establishments with 10 to 19 employees	2	X	X	X
	Establishments with 20 to 49 employees	1	X	X	X
	Establishments with 50 to 99 employees	—	X	X	X
	Establishments with 100 to 249 employees	—	X	X	X
	Establishments with 250 to 499 employees	—	X	X	X
	Establishments with 500 to 999 employees	—	X	X	X
	Establishments with 1,000 employees or more	—	X	X	X
6214	Outpatient care centers				
	All establishments	31	380	3 311	16 662
	Establishments with 1 to 4 employees	15	X	X	X
	Establishments with 5 to 9 employees	6	X	X	X
	Establishments with 10 to 19 employees	3	X	X	X
	Establishments with 20 to 49 employees	6	X	X	X
	Establishments with 50 to 99 employees	1	X	X	X
	Establishments with 100 to 249 employees	—	X	X	X
	Establishments with 250 to 499 employees	—	X	X	X
	Establishments with 500 to 999 employees	—	X	X	X

See footnotes at end of table.

Table 5. Establishments, Employees, and Payroll by Industry and Employment Size of Establishments by County: 2004—Con.

[Excludes most government employees, railroad employees, and self-employed persons. Size class 1 to 4 employees includes establishments having payroll, but no employees, during mid-March pay period. For meaning of abbreviations and symbols, see introductory text. For explanation of terms, see Appendix A. For statement on reliability, see the note at the end of the table and Appendix C]

NAICS code	Geography, kind of business, and employment size class	Establishments (number)	Paid employees for pay period including March 12 (number)	First-quarter payroll (\$1,000)	Annual payroll (\$1,000)
	BURLINGTON—Con.				
62	Health care and social assistance—Con.				
621	Ambulatory health care services—Con.				
6214	Outpatient care centers—Con.				
	All establishments—Con.				
	Establishments with 1,000 employees or more	—	X	X	X
62149	Other outpatient care centers				
	All establishments	23	e	D	D
	Establishments with 1 to 4 employees	10	X	X	X
	Establishments with 5 to 9 employees	6	X	X	X
	Establishments with 10 to 19 employees	2	X	X	X
	Establishments with 20 to 49 employees	4	X	X	X
	Establishments with 50 to 99 employees	1	X	X	X
	Establishments with 100 to 249 employees	—	X	X	X
	Establishments with 250 to 499 employees	—	X	X	X
	Establishments with 500 to 999 employees	—	X	X	X
	Establishments with 1,000 employees or more	—	X	X	X
621498	All other outpatient care centers				
	All establishments	12	c	D	D
	Establishments with 1 to 4 employees	6	X	X	X
	Establishments with 5 to 9 employees	4	X	X	X
	Establishments with 10 to 19 employees	—	X	X	X
	Establishments with 20 to 49 employees	1	X	X	X
	Establishments with 50 to 99 employees	1	X	X	X
	Establishments with 100 to 249 employees	—	X	X	X
	Establishments with 250 to 499 employees	—	X	X	X
	Establishments with 500 to 999 employees	—	X	X	X
	Establishments with 1,000 employees or more	—	X	X	X
6215	Medical and diagnostic laboratories				
	All establishments	20	351	3 257	14 857
	Establishments with 1 to 4 employees	12	X	X	X
	Establishments with 5 to 9 employees	3	X	X	X
	Establishments with 10 to 19 employees	—	X	X	X
	Establishments with 20 to 49 employees	3	X	X	X
	Establishments with 50 to 99 employees	—	X	X	X
	Establishments with 100 to 249 employees	2	X	X	X
	Establishments with 250 to 499 employees	—	X	X	X
	Establishments with 500 to 999 employees	—	X	X	X
	Establishments with 1,000 employees or more	—	X	X	X
62151	Medical and diagnostic laboratories				
	All establishments	20	351	3 257	14 857
	Establishments with 1 to 4 employees	12	X	X	X
	Establishments with 5 to 9 employees	3	X	X	X
	Establishments with 10 to 19 employees	—	X	X	X
	Establishments with 20 to 49 employees	3	X	X	X
	Establishments with 50 to 99 employees	—	X	X	X
	Establishments with 100 to 249 employees	2	X	X	X
	Establishments with 250 to 499 employees	—	X	X	X
	Establishments with 500 to 999 employees	—	X	X	X
	Establishments with 1,000 employees or more	—	X	X	X
621511	Medical laboratories				
	All establishments	8	119	1 496	6 346
	Establishments with 1 to 4 employees	7	X	X	X
	Establishments with 5 to 9 employees	—	X	X	X
	Establishments with 10 to 19 employees	—	X	X	X
	Establishments with 20 to 49 employees	—	X	X	X
	Establishments with 50 to 99 employees	—	X	X	X
	Establishments with 100 to 249 employees	1	X	X	X
	Establishments with 250 to 499 employees	—	X	X	X
	Establishments with 500 to 999 employees	—	X	X	X
	Establishments with 1,000 employees or more	—	X	X	X
621512	Diagnostic imaging centers				
	All establishments	12	232	1 761	8 511
	Establishments with 1 to 4 employees	5	X	X	X
	Establishments with 5 to 9 employees	3	X	X	X
	Establishments with 10 to 19 employees	—	X	X	X
	Establishments with 20 to 49 employees	3	X	X	X
	Establishments with 50 to 99 employees	—	X	X	X
	Establishments with 100 to 249 employees	1	X	X	X
	Establishments with 250 to 499 employees	—	X	X	X
	Establishments with 500 to 999 employees	—	X	X	X
	Establishments with 1,000 employees or more	—	X	X	X
6216	Home health care services				
	All establishments	29	1 433	11 604	51 647
	Establishments with 1 to 4 employees	6	X	X	X
	Establishments with 5 to 9 employees	3	X	X	X
	Establishments with 10 to 19 employees	5	X	X	X
	Establishments with 20 to 49 employees	3	X	X	X
	Establishments with 50 to 99 employees	7	X	X	X
	Establishments with 100 to 249 employees	5	X	X	X
	Establishments with 250 to 499 employees	—	X	X	X

See footnotes at end of table.

Table 5. Establishments, Employees, and Payroll by Industry and Employment Size of Establishments by County: 2004—Con.

[Excludes most government employees, railroad employees, and self-employed persons. Size class 1 to 4 employees includes establishments having payroll, but no employees, during mid-March pay period. For meaning of abbreviations and symbols, see introductory text. For explanation of terms, see Appendix A. For statement on reliability, see the note at the end of the table and Appendix C]

NAICS code	Geography, kind of business, and employment size class	Establishments (number)	Paid employees for pay period including March 12 (number)	First-quarter payroll (\$1,000)	Annual payroll (\$1,000)
	BURLINGTON—Con.				
62	Health care and social assistance—Con.				
621	Ambulatory health care services—Con.				
6216	Home health care services—Con.				
	All establishments—Con.				
	Establishments with 500 to 999 employees	—	X	X	X
	Establishments with 1,000 employees or more	—	X	X	X
62161	Home health care services				
	All establishments	29	1 433	11 604	51 647
	Establishments with 1 to 4 employees	6	X	X	X
	Establishments with 5 to 9 employees	3	X	X	X
	Establishments with 10 to 19 employees	5	X	X	X
	Establishments with 20 to 49 employees	3	X	X	X
	Establishments with 50 to 99 employees	7	X	X	X
	Establishments with 100 to 249 employees	5	X	X	X
	Establishments with 250 to 499 employees	—	X	X	X
	Establishments with 500 to 999 employees	—	X	X	X
	Establishments with 1,000 employees or more	—	X	X	X
621610	Home health care services				
	All establishments	29	1 433	11 604	51 647
	Establishments with 1 to 4 employees	6	X	X	X
	Establishments with 5 to 9 employees	3	X	X	X
	Establishments with 10 to 19 employees	5	X	X	X
	Establishments with 20 to 49 employees	3	X	X	X
	Establishments with 50 to 99 employees	7	X	X	X
	Establishments with 100 to 249 employees	5	X	X	X
	Establishments with 250 to 499 employees	—	X	X	X
	Establishments with 500 to 999 employees	—	X	X	X
	Establishments with 1,000 employees or more	—	X	X	X
6219	Other ambulatory health care services				
	All establishments	17	200	1 159	4 717
	Establishments with 1 to 4 employees	3	X	X	X
	Establishments with 5 to 9 employees	8	X	X	X
	Establishments with 10 to 19 employees	4	X	X	X
	Establishments with 20 to 49 employees	1	X	X	X
	Establishments with 50 to 99 employees	1	X	X	X
	Establishments with 100 to 249 employees	—	X	X	X
	Establishments with 250 to 499 employees	—	X	X	X
	Establishments with 500 to 999 employees	—	X	X	X
	Establishments with 1,000 employees or more	—	X	X	X
62191	Ambulance services				
	All establishments	10	125	443	1 736
	Establishments with 1 to 4 employees	2	X	X	X
	Establishments with 5 to 9 employees	4	X	X	X
	Establishments with 10 to 19 employees	3	X	X	X
	Establishments with 20 to 49 employees	—	X	X	X
	Establishments with 50 to 99 employees	1	X	X	X
	Establishments with 100 to 249 employees	—	X	X	X
	Establishments with 250 to 499 employees	—	X	X	X
	Establishments with 500 to 999 employees	—	X	X	X
	Establishments with 1,000 employees or more	—	X	X	X
621910	Ambulance services				
	All establishments	10	125	443	1 736
	Establishments with 1 to 4 employees	2	X	X	X
	Establishments with 5 to 9 employees	4	X	X	X
	Establishments with 10 to 19 employees	3	X	X	X
	Establishments with 20 to 49 employees	—	X	X	X
	Establishments with 50 to 99 employees	1	X	X	X
	Establishments with 100 to 249 employees	—	X	X	X
	Establishments with 250 to 499 employees	—	X	X	X
	Establishments with 500 to 999 employees	—	X	X	X
	Establishments with 1,000 employees or more	—	X	X	X
622	Hospitals				
	All establishments	8	4 992	47 302	185 348
	Establishments with 1 to 4 employees	2	X	X	X
	Establishments with 5 to 9 employees	—	X	X	X
	Establishments with 10 to 19 employees	—	X	X	X
	Establishments with 20 to 49 employees	—	X	X	X
	Establishments with 50 to 99 employees	—	X	X	X
	Establishments with 100 to 249 employees	1	X	X	X
	Establishments with 250 to 499 employees	1	X	X	X
	Establishments with 500 to 999 employees	2	X	X	X
	Establishments with 1,000 employees or more	2	X	X	X
6221	General medical and surgical hospitals				
	All establishments	3	3 350	31 970	118 377
	Establishments with 1 to 4 employees	—	X	X	X
	Establishments with 5 to 9 employees	—	X	X	X
	Establishments with 10 to 19 employees	—	X	X	X
	Establishments with 20 to 49 employees	—	X	X	X
	Establishments with 50 to 99 employees	—	X	X	X
	Establishments with 100 to 249 employees	—	X	X	X
	Establishments with 250 to 499 employees	—	X	X	X

See footnotes at end of table.

Table 5. Establishments, Employees, and Payroll by Industry and Employment Size of Establishments by County: 2004—Con.

[Excludes most government employees, railroad employees, and self-employed persons. Size class 1 to 4 employees includes establishments having payroll, but no employees, during mid-March pay period. For meaning of abbreviations and symbols, see introductory text. For explanation of terms, see Appendix A. For statement on reliability, see the note at the end of the table and Appendix C]

NAICS code	Geography, kind of business, and employment size class	Establishments (number)	Paid employees for pay period including March 12 (number)	First-quarter payroll (\$1,000)	Annual payroll (\$1,000)
	BURLINGTON—Con.				
62	Health care and social assistance—Con.				
622	Hospitals—Con.				
6221	General medical and surgical hospitals—Con.				
	All establishments—Con.				
	Establishments with 500 to 999 employees	2	X	X	X
	Establishments with 1,000 employees or more	1	X	X	X
62211	General medical and surgical hospitals				
	All establishments	3	3 350	31 970	118 377
	Establishments with 1 to 4 employees	—	X	X	X
	Establishments with 5 to 9 employees	—	X	X	X
	Establishments with 10 to 19 employees	—	X	X	X
	Establishments with 20 to 49 employees	—	X	X	X
	Establishments with 50 to 99 employees	—	X	X	X
	Establishments with 100 to 249 employees	—	X	X	X
	Establishments with 250 to 499 employees	—	X	X	X
	Establishments with 500 to 999 employees	2	X	X	X
	Establishments with 1,000 employees or more	1	X	X	X
622110	General medical and surgical hospitals				
	All establishments	3	3 350	31 970	118 377
	Establishments with 1 to 4 employees	—	X	X	X
	Establishments with 5 to 9 employees	—	X	X	X
	Establishments with 10 to 19 employees	—	X	X	X
	Establishments with 20 to 49 employees	—	X	X	X
	Establishments with 50 to 99 employees	—	X	X	X
	Establishments with 100 to 249 employees	—	X	X	X
	Establishments with 250 to 499 employees	—	X	X	X
	Establishments with 500 to 999 employees	2	X	X	X
	Establishments with 1,000 employees or more	1	X	X	X
6222	Psychiatric and substance abuse hospitals				
	All establishments	3	e	D	D
	Establishments with 1 to 4 employees	2	X	X	X
	Establishments with 5 to 9 employees	—	X	X	X
	Establishments with 10 to 19 employees	—	X	X	X
	Establishments with 20 to 49 employees	—	X	X	X
	Establishments with 50 to 99 employees	—	X	X	X
	Establishments with 100 to 249 employees	—	X	X	X
	Establishments with 250 to 499 employees	1	X	X	X
	Establishments with 500 to 999 employees	—	X	X	X
	Establishments with 1,000 employees or more	—	X	X	X
62221	Psychiatric and substance abuse hospitals				
	All establishments	3	e	D	D
	Establishments with 1 to 4 employees	2	X	X	X
	Establishments with 5 to 9 employees	—	X	X	X
	Establishments with 10 to 19 employees	—	X	X	X
	Establishments with 20 to 49 employees	—	X	X	X
	Establishments with 50 to 99 employees	—	X	X	X
	Establishments with 100 to 249 employees	—	X	X	X
	Establishments with 250 to 499 employees	1	X	X	X
	Establishments with 500 to 999 employees	—	X	X	X
	Establishments with 1,000 employees or more	—	X	X	X
622210	Psychiatric and substance abuse hospitals				
	All establishments	3	e	D	D
	Establishments with 1 to 4 employees	2	X	X	X
	Establishments with 5 to 9 employees	—	X	X	X
	Establishments with 10 to 19 employees	—	X	X	X
	Establishments with 20 to 49 employees	—	X	X	X
	Establishments with 50 to 99 employees	—	X	X	X
	Establishments with 100 to 249 employees	—	X	X	X
	Establishments with 250 to 499 employees	1	X	X	X
	Establishments with 500 to 999 employees	—	X	X	X
	Establishments with 1,000 employees or more	—	X	X	X
6223	Specialty (except psychiatric and substance abuse) hospitals				
	All establishments	2	g	D	D
	Establishments with 1 to 4 employees	—	X	X	X
	Establishments with 5 to 9 employees	—	X	X	X
	Establishments with 10 to 19 employees	—	X	X	X
	Establishments with 20 to 49 employees	—	X	X	X
	Establishments with 50 to 99 employees	—	X	X	X
	Establishments with 100 to 249 employees	1	X	X	X
	Establishments with 250 to 499 employees	—	X	X	X
	Establishments with 500 to 999 employees	—	X	X	X
	Establishments with 1,000 employees or more	1	X	X	X
62231	Specialty (except psychiatric and substance abuse) hospitals				
	All establishments	2	g	D	D
	Establishments with 1 to 4 employees	—	X	X	X
	Establishments with 5 to 9 employees	—	X	X	X
	Establishments with 10 to 19 employees	—	X	X	X
	Establishments with 20 to 49 employees	—	X	X	X
	Establishments with 50 to 99 employees	—	X	X	X
	Establishments with 100 to 249 employees	1	X	X	X
	Establishments with 250 to 499 employees	—	X	X	X

See footnotes at end of table.

Table 5. Establishments, Employees, and Payroll by Industry and Employment Size of Establishments by County: 2004—Con.

[Excludes most government employees, railroad employees, and self-employed persons. Size class 1 to 4 employees includes establishments having payroll, but no employees, during mid-March pay period. For meaning of abbreviations and symbols, see introductory text. For explanation of terms, see Appendix A. For statement on reliability, see the note at the end of the table and Appendix C]

NAICS code	Geography, kind of business, and employment size class	Establishments (number)	Paid employees for pay period including March 12 (number)	First-quarter payroll (\$1,000)	Annual payroll (\$1,000)
	BURLINGTON—Con.				
62	Health care and social assistance—Con.				
622	Hospitals—Con.				
6223	Specialty (except psychiatric and substance abuse) hospitals—Con.				
62231	Specialty (except psychiatric and substance abuse) hospitals—Con.				
	All establishments—Con.				
	Establishments with 500 to 999 employees	—	X	X	X
	Establishments with 1,000 employees or more	1	X	X	X
622310	Specialty (except psychiatric and substance abuse) hospitals				
	All establishments	2	g	D	D
	Establishments with 1 to 4 employees	—	X	X	X
	Establishments with 5 to 9 employees	—	X	X	X
	Establishments with 10 to 19 employees	—	X	X	X
	Establishments with 20 to 49 employees	—	X	X	X
	Establishments with 50 to 99 employees	—	X	X	X
	Establishments with 100 to 249 employees	1	X	X	X
	Establishments with 250 to 499 employees	—	X	X	X
	Establishments with 500 to 999 employees	—	X	X	X
	Establishments with 1,000 employees or more	1	X	X	X
623	Nursing and residential care facilities				
	All establishments	96	4 590	26 315	110 390
	Establishments with 1 to 4 employees	17	X	X	X
	Establishments with 5 to 9 employees	18	X	X	X
	Establishments with 10 to 19 employees	33	X	X	X
	Establishments with 20 to 49 employees	11	X	X	X
	Establishments with 50 to 99 employees	4	X	X	X
	Establishments with 100 to 249 employees	10	X	X	X
	Establishments with 250 to 499 employees	2	X	X	X
	Establishments with 500 to 999 employees	1	X	X	X
	Establishments with 1,000 employees or more	—	X	X	X
6231	Nursing care facilities				
	All establishments	16	2 477	16 101	67 191
	Establishments with 1 to 4 employees	—	X	X	X
	Establishments with 5 to 9 employees	2	X	X	X
	Establishments with 10 to 19 employees	1	X	X	X
	Establishments with 20 to 49 employees	3	X	X	X
	Establishments with 50 to 99 employees	1	X	X	X
	Establishments with 100 to 249 employees	8	X	X	X
	Establishments with 250 to 499 employees	—	X	X	X
	Establishments with 500 to 999 employees	1	X	X	X
	Establishments with 1,000 employees or more	—	X	X	X
62311	Nursing care facilities				
	All establishments	16	2 477	16 101	67 191
	Establishments with 1 to 4 employees	—	X	X	X
	Establishments with 5 to 9 employees	2	X	X	X
	Establishments with 10 to 19 employees	1	X	X	X
	Establishments with 20 to 49 employees	3	X	X	X
	Establishments with 50 to 99 employees	1	X	X	X
	Establishments with 100 to 249 employees	8	X	X	X
	Establishments with 250 to 499 employees	—	X	X	X
	Establishments with 500 to 999 employees	1	X	X	X
	Establishments with 1,000 employees or more	—	X	X	X
623110	Nursing care facilities				
	All establishments	16	2 477	16 101	67 191
	Establishments with 1 to 4 employees	—	X	X	X
	Establishments with 5 to 9 employees	2	X	X	X
	Establishments with 10 to 19 employees	1	X	X	X
	Establishments with 20 to 49 employees	3	X	X	X
	Establishments with 50 to 99 employees	1	X	X	X
	Establishments with 100 to 249 employees	8	X	X	X
	Establishments with 250 to 499 employees	—	X	X	X
	Establishments with 500 to 999 employees	1	X	X	X
	Establishments with 1,000 employees or more	—	X	X	X
6232	Residential mental retardation, mental health and substance abuse facilities				
	All establishments	55	f	D	D
	Establishments with 1 to 4 employees	11	X	X	X
	Establishments with 5 to 9 employees	13	X	X	X
	Establishments with 10 to 19 employees	26	X	X	X
	Establishments with 20 to 49 employees	3	X	X	X
	Establishments with 50 to 99 employees	1	X	X	X
	Establishments with 100 to 249 employees	—	X	X	X
	Establishments with 250 to 499 employees	1	X	X	X
	Establishments with 500 to 999 employees	—	X	X	X
	Establishments with 1,000 employees or more	—	X	X	X

See footnotes at end of table.

Table 5. Establishments, Employees, and Payroll by Industry and Employment Size of Establishments by County: 2004—Con.

[Excludes most government employees, railroad employees, and self-employed persons. Size class 1 to 4 employees includes establishments having payroll, but no employees, during mid-March pay period. For meaning of abbreviations and symbols, see introductory text. For explanation of terms, see Appendix A. For statement on reliability, see the note at the end of the table and Appendix C]

NAICS code	Geography, kind of business, and employment size class	Establishments (number)	Paid employees for pay period including March 12 (number)	First-quarter payroll (\$1,000)	Annual payroll (\$1,000)
	BURLINGTON—Con.				
62	Health care and social assistance—Con.				
623	Nursing and residential care facilities—Con.				
6232	Residential mental retardation, mental health and substance abuse facilities—Con.				
62321	Residential mental retardation facilities				
	All establishments	48	917	4 009	16 786
	Establishments with 1 to 4 employees	6	X	X	X
	Establishments with 5 to 9 employees	13	X	X	X
	Establishments with 10 to 19 employees	24	X	X	X
	Establishments with 20 to 49 employees	3	X	X	X
	Establishments with 50 to 99 employees	1	X	X	X
	Establishments with 100 to 249 employees	—	X	X	X
	Establishments with 250 to 499 employees	1	X	X	X
	Establishments with 500 to 999 employees	—	X	X	X
	Establishments with 1,000 employees or more	—	X	X	X
623210	Residential mental retardation facilities				
	All establishments	48	917	4 009	16 786
	Establishments with 1 to 4 employees	6	X	X	X
	Establishments with 5 to 9 employees	13	X	X	X
	Establishments with 10 to 19 employees	24	X	X	X
	Establishments with 20 to 49 employees	3	X	X	X
	Establishments with 50 to 99 employees	1	X	X	X
	Establishments with 100 to 249 employees	—	X	X	X
	Establishments with 250 to 499 employees	1	X	X	X
	Establishments with 500 to 999 employees	—	X	X	X
	Establishments with 1,000 employees or more	—	X	X	X
6233	Community care facilities for the elderly				
	All establishments	16	1 030	5 237	22 564
	Establishments with 1 to 4 employees	4	X	X	X
	Establishments with 5 to 9 employees	2	X	X	X
	Establishments with 10 to 19 employees	3	X	X	X
	Establishments with 20 to 49 employees	2	X	X	X
	Establishments with 50 to 99 employees	2	X	X	X
	Establishments with 100 to 249 employees	2	X	X	X
	Establishments with 250 to 499 employees	1	X	X	X
	Establishments with 500 to 999 employees	—	X	X	X
	Establishments with 1,000 employees or more	—	X	X	X
62331	Community care facilities for the elderly				
	All establishments	16	1 030	5 237	22 564
	Establishments with 1 to 4 employees	4	X	X	X
	Establishments with 5 to 9 employees	2	X	X	X
	Establishments with 10 to 19 employees	3	X	X	X
	Establishments with 20 to 49 employees	2	X	X	X
	Establishments with 50 to 99 employees	2	X	X	X
	Establishments with 100 to 249 employees	2	X	X	X
	Establishments with 250 to 499 employees	1	X	X	X
	Establishments with 500 to 999 employees	—	X	X	X
	Establishments with 1,000 employees or more	—	X	X	X
623311	Continuing care retirement communities				
	All establishments	4	786	4 217	18 048
	Establishments with 1 to 4 employees	—	X	X	X
	Establishments with 5 to 9 employees	1	X	X	X
	Establishments with 10 to 19 employees	—	X	X	X
	Establishments with 20 to 49 employees	—	X	X	X
	Establishments with 50 to 99 employees	—	X	X	X
	Establishments with 100 to 249 employees	2	X	X	X
	Establishments with 250 to 499 employees	1	X	X	X
	Establishments with 500 to 999 employees	—	X	X	X
	Establishments with 1,000 employees or more	—	X	X	X
623312	Homes for the elderly				
	All establishments	12	244	1 020	4 516
	Establishments with 1 to 4 employees	4	X	X	X
	Establishments with 5 to 9 employees	1	X	X	X
	Establishments with 10 to 19 employees	3	X	X	X
	Establishments with 20 to 49 employees	2	X	X	X
	Establishments with 50 to 99 employees	2	X	X	X
	Establishments with 100 to 249 employees	—	X	X	X
	Establishments with 250 to 499 employees	—	X	X	X
	Establishments with 500 to 999 employees	—	X	X	X
	Establishments with 1,000 employees or more	—	X	X	X
6239	Other residential care facilities				
	All establishments	9	c	D	D
	Establishments with 1 to 4 employees	2	X	X	X
	Establishments with 5 to 9 employees	1	X	X	X
	Establishments with 10 to 19 employees	3	X	X	X
	Establishments with 20 to 49 employees	3	X	X	X
	Establishments with 50 to 99 employees	—	X	X	X
	Establishments with 100 to 249 employees	—	X	X	X
	Establishments with 250 to 499 employees	—	X	X	X
	Establishments with 500 to 999 employees	—	X	X	X
	Establishments with 1,000 employees or more	—	X	X	X

See footnotes at end of table.

Table 5. Establishments, Employees, and Payroll by Industry and Employment Size of Establishments by County: 2004—Con.

[Excludes most government employees, railroad employees, and self-employed persons. Size class 1 to 4 employees includes establishments having payroll, but no employees, during mid-March pay period. For meaning of abbreviations and symbols, see introductory text. For explanation of terms, see Appendix A. For statement on reliability, see the note at the end of the table and Appendix C]

NAICS code	Geography, kind of business, and employment size class	Establishments (number)	Paid employees for pay period including March 12 (number)	First-quarter payroll (\$1,000)	Annual payroll (\$1,000)
	BURLINGTON—Con.				
62	Health care and social assistance—Con.				
623	Nursing and residential care facilities—Con.				
6239	Other residential care facilities—Con.				
62399	Other residential care facilities				
	All establishments	9	c	D	D
	Establishments with 1 to 4 employees	2	X	X	X
	Establishments with 5 to 9 employees	1	X	X	X
	Establishments with 10 to 19 employees	3	X	X	X
	Establishments with 20 to 49 employees	3	X	X	X
	Establishments with 50 to 99 employees	—	X	X	X
	Establishments with 100 to 249 employees	—	X	X	X
	Establishments with 250 to 499 employees	—	X	X	X
	Establishments with 500 to 999 employees	—	X	X	X
	Establishments with 1,000 employees or more	—	X	X	X
623990	Other residential care facilities				
	All establishments	9	c	D	D
	Establishments with 1 to 4 employees	2	X	X	X
	Establishments with 5 to 9 employees	1	X	X	X
	Establishments with 10 to 19 employees	3	X	X	X
	Establishments with 20 to 49 employees	3	X	X	X
	Establishments with 50 to 99 employees	—	X	X	X
	Establishments with 100 to 249 employees	—	X	X	X
	Establishments with 250 to 499 employees	—	X	X	X
	Establishments with 500 to 999 employees	—	X	X	X
	Establishments with 1,000 employees or more	—	X	X	X
624	Social assistance				
	All establishments	178	3 412	15 490	64 288
	Establishments with 1 to 4 employees	52	X	X	X
	Establishments with 5 to 9 employees	27	X	X	X
	Establishments with 10 to 19 employees	51	X	X	X
	Establishments with 20 to 49 employees	37	X	X	X
	Establishments with 50 to 99 employees	7	X	X	X
	Establishments with 100 to 249 employees	3	X	X	X
	Establishments with 250 to 499 employees	—	X	X	X
	Establishments with 500 to 999 employees	1	X	X	X
	Establishments with 1,000 employees or more	—	X	X	X
6241	Individual and family services				
	All establishments	59	933	5 368	22 284
	Establishments with 1 to 4 employees	24	X	X	X
	Establishments with 5 to 9 employees	11	X	X	X
	Establishments with 10 to 19 employees	11	X	X	X
	Establishments with 20 to 49 employees	7	X	X	X
	Establishments with 50 to 99 employees	5	X	X	X
	Establishments with 100 to 249 employees	1	X	X	X
	Establishments with 250 to 499 employees	—	X	X	X
	Establishments with 500 to 999 employees	—	X	X	X
	Establishments with 1,000 employees or more	—	X	X	X
62411	Child and youth services				
	All establishments	9	166	1 037	4 153
	Establishments with 1 to 4 employees	4	X	X	X
	Establishments with 5 to 9 employees	2	X	X	X
	Establishments with 10 to 19 employees	1	X	X	X
	Establishments with 20 to 49 employees	1	X	X	X
	Establishments with 50 to 99 employees	1	X	X	X
	Establishments with 100 to 249 employees	—	X	X	X
	Establishments with 250 to 499 employees	—	X	X	X
	Establishments with 500 to 999 employees	—	X	X	X
	Establishments with 1,000 employees or more	—	X	X	X
624110	Child and youth services				
	All establishments	9	166	1 037	4 153
	Establishments with 1 to 4 employees	4	X	X	X
	Establishments with 5 to 9 employees	2	X	X	X
	Establishments with 10 to 19 employees	1	X	X	X
	Establishments with 20 to 49 employees	1	X	X	X
	Establishments with 50 to 99 employees	1	X	X	X
	Establishments with 100 to 249 employees	—	X	X	X
	Establishments with 250 to 499 employees	—	X	X	X
	Establishments with 500 to 999 employees	—	X	X	X
	Establishments with 1,000 employees or more	—	X	X	X
62412	Services for the elderly and persons with disabilities				
	All establishments	25	419	2 166	9 082
	Establishments with 1 to 4 employees	5	X	X	X
	Establishments with 5 to 9 employees	7	X	X	X
	Establishments with 10 to 19 employees	6	X	X	X
	Establishments with 20 to 49 employees	4	X	X	X
	Establishments with 50 to 99 employees	3	X	X	X
	Establishments with 100 to 249 employees	—	X	X	X
	Establishments with 250 to 499 employees	—	X	X	X
	Establishments with 500 to 999 employees	—	X	X	X
	Establishments with 1,000 employees or more	—	X	X	X

See footnotes at end of table.

Table 5. Establishments, Employees, and Payroll by Industry and Employment Size of Establishments by County: 2004—Con.

[Excludes most government employees, railroad employees, and self-employed persons. Size class 1 to 4 employees includes establishments having payroll, but no employees, during mid-March pay period. For meaning of abbreviations and symbols, see introductory text. For explanation of terms, see Appendix A. For statement on reliability, see the note at the end of the table and Appendix C]

NAICS code	Geography, kind of business, and employment size class	Establishments (number)	Paid employees for pay period including March 12 (number)	First-quarter payroll (\$1,000)	Annual payroll (\$1,000)
62	BURLINGTON—Con.				
	Health care and social assistance—Con.				
624	Social assistance—Con.				
6241	Individual and family services—Con.				
62412	Services for the elderly and persons with disabilities—Con.				
624120	Services for the elderly and persons with disabilities				
	All establishments	25	419	2 166	9 082
	Establishments with 1 to 4 employees	5	X	X	X
	Establishments with 5 to 9 employees	7	X	X	X
	Establishments with 10 to 19 employees	6	X	X	X
	Establishments with 20 to 49 employees	4	X	X	X
	Establishments with 50 to 99 employees	3	X	X	X
	Establishments with 100 to 249 employees	—	X	X	X
	Establishments with 250 to 499 employees	—	X	X	X
	Establishments with 500 to 999 employees	—	X	X	X
	Establishments with 1,000 employees or more	—	X	X	X
62419	Other individual and family services				
	All establishments	25	348	2 165	9 049
	Establishments with 1 to 4 employees	15	X	X	X
	Establishments with 5 to 9 employees	2	X	X	X
	Establishments with 10 to 19 employees	4	X	X	X
	Establishments with 20 to 49 employees	2	X	X	X
	Establishments with 50 to 99 employees	1	X	X	X
	Establishments with 100 to 249 employees	1	X	X	X
	Establishments with 250 to 499 employees	—	X	X	X
	Establishments with 500 to 999 employees	—	X	X	X
	Establishments with 1,000 employees or more	—	X	X	X
624190	Other individual and family services				
	All establishments	25	348	2 165	9 049
	Establishments with 1 to 4 employees	15	X	X	X
	Establishments with 5 to 9 employees	2	X	X	X
	Establishments with 10 to 19 employees	4	X	X	X
	Establishments with 20 to 49 employees	2	X	X	X
	Establishments with 50 to 99 employees	1	X	X	X
	Establishments with 100 to 249 employees	1	X	X	X
	Establishments with 250 to 499 employees	—	X	X	X
	Establishments with 500 to 999 employees	—	X	X	X
	Establishments with 1,000 employees or more	—	X	X	X
6242	Community food and housing, and emergency and other relief services				
	All establishments	14	c	D	D
	Establishments with 1 to 4 employees	4	X	X	X
	Establishments with 5 to 9 employees	1	X	X	X
	Establishments with 10 to 19 employees	8	X	X	X
	Establishments with 20 to 49 employees	1	X	X	X
	Establishments with 50 to 99 employees	—	X	X	X
	Establishments with 100 to 249 employees	—	X	X	X
	Establishments with 250 to 499 employees	—	X	X	X
	Establishments with 500 to 999 employees	—	X	X	X
	Establishments with 1,000 employees or more	—	X	X	X
62422	Community housing services				
	All establishments	10	118	689	2 743
	Establishments with 1 to 4 employees	2	X	X	X
	Establishments with 5 to 9 employees	1	X	X	X
	Establishments with 10 to 19 employees	7	X	X	X
	Establishments with 20 to 49 employees	—	X	X	X
	Establishments with 50 to 99 employees	—	X	X	X
	Establishments with 100 to 249 employees	—	X	X	X
	Establishments with 250 to 499 employees	—	X	X	X
	Establishments with 500 to 999 employees	—	X	X	X
	Establishments with 1,000 employees or more	—	X	X	X
6243	Vocational rehabilitation services				
	All establishments	11	f	D	D
	Establishments with 1 to 4 employees	2	X	X	X
	Establishments with 5 to 9 employees	—	X	X	X
	Establishments with 10 to 19 employees	2	X	X	X
	Establishments with 20 to 49 employees	3	X	X	X
	Establishments with 50 to 99 employees	2	X	X	X
	Establishments with 100 to 249 employees	1	X	X	X
	Establishments with 250 to 499 employees	—	X	X	X
	Establishments with 500 to 999 employees	1	X	X	X
	Establishments with 1,000 employees or more	—	X	X	X
62431	Vocational rehabilitation services				
	All establishments	11	f	D	D
	Establishments with 1 to 4 employees	2	X	X	X
	Establishments with 5 to 9 employees	—	X	X	X
	Establishments with 10 to 19 employees	2	X	X	X
	Establishments with 20 to 49 employees	3	X	X	X
	Establishments with 50 to 99 employees	2	X	X	X
	Establishments with 100 to 249 employees	1	X	X	X
	Establishments with 250 to 499 employees	—	X	X	X
	Establishments with 500 to 999 employees	1	X	X	X
	Establishments with 1,000 employees or more	—	X	X	X

See footnotes at end of table.

Table 5. Establishments, Employees, and Payroll by Industry and Employment Size of Establishments by County: 2004—Con.

[Excludes most government employees, railroad employees, and self-employed persons. Size class 1 to 4 employees includes establishments having payroll, but no employees, during mid-March pay period. For meaning of abbreviations and symbols, see introductory text. For explanation of terms, see Appendix A. For statement on reliability, see the note at the end of the table and Appendix C]

NAICS code	Geography, kind of business, and employment size class	Establishments (number)	Paid employees for pay period including March 12 (number)	First-quarter payroll (\$1,000)	Annual payroll (\$1,000)
	BURLINGTON—Con.				
62	Health care and social assistance—Con.				
624	Social assistance—Con.				
6243	Vocational rehabilitation services—Con.				
62431	Vocational rehabilitation services—Con.				
	All establishments—Con.				
	Establishments with 1,000 employees or more	—	X	X	X
624310	Vocational rehabilitation services				
	All establishments	11	f	D	D
	Establishments with 1 to 4 employees	2	X	X	X
	Establishments with 5 to 9 employees	—	X	X	X
	Establishments with 10 to 19 employees	2	X	X	X
	Establishments with 20 to 49 employees	3	X	X	X
	Establishments with 50 to 99 employees	2	X	X	X
	Establishments with 100 to 249 employees	1	X	X	X
	Establishments with 250 to 499 employees	—	X	X	X
	Establishments with 500 to 999 employees	1	X	X	X
	Establishments with 1,000 employees or more	—	X	X	X
6244	Child day care services				
	All establishments	94	1 451	5 595	23 432
	Establishments with 1 to 4 employees	22	X	X	X
	Establishments with 5 to 9 employees	15	X	X	X
	Establishments with 10 to 19 employees	30	X	X	X
	Establishments with 20 to 49 employees	26	X	X	X
	Establishments with 50 to 99 employees	—	X	X	X
	Establishments with 100 to 249 employees	1	X	X	X
	Establishments with 250 to 499 employees	—	X	X	X
	Establishments with 500 to 999 employees	—	X	X	X
	Establishments with 1,000 employees or more	—	X	X	X
62441	Child day care services				
	All establishments	94	1 451	5 595	23 432
	Establishments with 1 to 4 employees	22	X	X	X
	Establishments with 5 to 9 employees	15	X	X	X
	Establishments with 10 to 19 employees	30	X	X	X
	Establishments with 20 to 49 employees	26	X	X	X
	Establishments with 50 to 99 employees	—	X	X	X
	Establishments with 100 to 249 employees	1	X	X	X
	Establishments with 250 to 499 employees	—	X	X	X
	Establishments with 500 to 999 employees	—	X	X	X
	Establishments with 1,000 employees or more	—	X	X	X
624410	Child day care services				
	All establishments	94	1 451	5 595	23 432
	Establishments with 1 to 4 employees	22	X	X	X
	Establishments with 5 to 9 employees	15	X	X	X
	Establishments with 10 to 19 employees	30	X	X	X
	Establishments with 20 to 49 employees	26	X	X	X
	Establishments with 50 to 99 employees	—	X	X	X
	Establishments with 100 to 249 employees	1	X	X	X
	Establishments with 250 to 499 employees	—	X	X	X
	Establishments with 500 to 999 employees	—	X	X	X
	Establishments with 1,000 employees or more	—	X	X	X
71	Arts, entertainment, and recreation				
	All establishments	165	2 041	8 254	42 110
	Establishments with 1 to 4 employees	75	X	X	X
	Establishments with 5 to 9 employees	34	X	X	X
	Establishments with 10 to 19 employees	21	X	X	X
	Establishments with 20 to 49 employees	25	X	X	X
	Establishments with 50 to 99 employees	9	X	X	X
	Establishments with 100 to 249 employees	1	X	X	X
	Establishments with 250 to 499 employees	—	X	X	X
	Establishments with 500 to 999 employees	—	X	X	X
	Establishments with 1,000 employees or more	—	X	X	X
711	Performing arts, spectator sports, and related industries				
	All establishments	35	307	2 593	11 678
	Establishments with 1 to 4 employees	23	X	X	X
	Establishments with 5 to 9 employees	5	X	X	X
	Establishments with 10 to 19 employees	4	X	X	X
	Establishments with 20 to 49 employees	2	X	X	X
	Establishments with 50 to 99 employees	—	X	X	X
	Establishments with 100 to 249 employees	1	X	X	X
	Establishments with 250 to 499 employees	—	X	X	X
	Establishments with 500 to 999 employees	—	X	X	X
	Establishments with 1,000 employees or more	—	X	X	X

See footnotes at end of table.

Table 5. Establishments, Employees, and Payroll by Industry and Employment Size of Establishments by County: 2004—Con.

[Excludes most government employees, railroad employees, and self-employed persons. Size class 1 to 4 employees includes establishments having payroll, but no employees, during mid-March pay period. For meaning of abbreviations and symbols, see introductory text. For explanation of terms, see Appendix A. For statement on reliability, see the note at the end of the table and Appendix C]

NAICS code	Geography, kind of business, and employment size class	Establishments (number)	Paid employees for pay period including March 12 (number)	First-quarter payroll (\$1,000)	Annual payroll (\$1,000)
	BURLINGTON—Con.				
71	Arts, entertainment, and recreation—Con.				
711	Performing arts, spectator sports, and related industries—Con.				
7114	Agents and managers for artists, athletes, entertainers and other public figures				
	All establishments	4	c	D	D
	Establishments with 1 to 4 employees	3	X	X	X
	Establishments with 5 to 9 employees	—	X	X	X
	Establishments with 10 to 19 employees	—	X	X	X
	Establishments with 20 to 49 employees	—	X	X	X
	Establishments with 50 to 99 employees	—	X	X	X
	Establishments with 100 to 249 employees	1	X	X	X
	Establishments with 250 to 499 employees	—	X	X	X
	Establishments with 500 to 999 employees	—	X	X	X
	Establishments with 1,000 employees or more	—	X	X	X
71141	Agents and managers for artists, athletes, entertainers and other public figures				
	All establishments	4	c	D	D
	Establishments with 1 to 4 employees	3	X	X	X
	Establishments with 5 to 9 employees	—	X	X	X
	Establishments with 10 to 19 employees	—	X	X	X
	Establishments with 20 to 49 employees	—	X	X	X
	Establishments with 50 to 99 employees	—	X	X	X
	Establishments with 100 to 249 employees	1	X	X	X
	Establishments with 250 to 499 employees	—	X	X	X
	Establishments with 500 to 999 employees	—	X	X	X
	Establishments with 1,000 employees or more	—	X	X	X
711410	Agents and managers for artists, athletes, entertainers and other public figures				
	All establishments	4	c	D	D
	Establishments with 1 to 4 employees	3	X	X	X
	Establishments with 5 to 9 employees	—	X	X	X
	Establishments with 10 to 19 employees	—	X	X	X
	Establishments with 20 to 49 employees	—	X	X	X
	Establishments with 50 to 99 employees	—	X	X	X
	Establishments with 100 to 249 employees	1	X	X	X
	Establishments with 250 to 499 employees	—	X	X	X
	Establishments with 500 to 999 employees	—	X	X	X
	Establishments with 1,000 employees or more	—	X	X	X
713	Amusement, gambling, and recreation industries				
	All establishments	126	1 721	5 582	30 099
	Establishments with 1 to 4 employees	49	X	X	X
	Establishments with 5 to 9 employees	28	X	X	X
	Establishments with 10 to 19 employees	17	X	X	X
	Establishments with 20 to 49 employees	23	X	X	X
	Establishments with 50 to 99 employees	9	X	X	X
	Establishments with 100 to 249 employees	—	X	X	X
	Establishments with 250 to 499 employees	—	X	X	X
	Establishments with 500 to 999 employees	—	X	X	X
	Establishments with 1,000 employees or more	—	X	X	X
7139	Other amusement and recreation services				
	All establishments	123	g	D	D
	Establishments with 1 to 4 employees	48	X	X	X
	Establishments with 5 to 9 employees	28	X	X	X
	Establishments with 10 to 19 employees	16	X	X	X
	Establishments with 20 to 49 employees	23	X	X	X
	Establishments with 50 to 99 employees	8	X	X	X
	Establishments with 100 to 249 employees	—	X	X	X
	Establishments with 250 to 499 employees	—	X	X	X
	Establishments with 500 to 999 employees	—	X	X	X
	Establishments with 1,000 employees or more	—	X	X	X
71391	Golf courses and country clubs				
	All establishments	25	501	2 117	13 787
	Establishments with 1 to 4 employees	7	X	X	X
	Establishments with 5 to 9 employees	4	X	X	X
	Establishments with 10 to 19 employees	4	X	X	X
	Establishments with 20 to 49 employees	7	X	X	X
	Establishments with 50 to 99 employees	3	X	X	X
	Establishments with 100 to 249 employees	—	X	X	X
	Establishments with 250 to 499 employees	—	X	X	X
	Establishments with 500 to 999 employees	—	X	X	X
	Establishments with 1,000 employees or more	—	X	X	X
713910	Golf courses and country clubs				
	All establishments	25	501	2 117	13 787
	Establishments with 1 to 4 employees	7	X	X	X
	Establishments with 5 to 9 employees	4	X	X	X
	Establishments with 10 to 19 employees	4	X	X	X
	Establishments with 20 to 49 employees	7	X	X	X
	Establishments with 50 to 99 employees	3	X	X	X
	Establishments with 100 to 249 employees	—	X	X	X
	Establishments with 250 to 499 employees	—	X	X	X
	Establishments with 500 to 999 employees	—	X	X	X
	Establishments with 1,000 employees or more	—	X	X	X

See footnotes at end of table.

Table 5. Establishments, Employees, and Payroll by Industry and Employment Size of Establishments by County: 2004—Con.

[Excludes most government employees, railroad employees, and self-employed persons. Size class 1 to 4 employees includes establishments having payroll, but no employees, during mid-March pay period. For meaning of abbreviations and symbols, see introductory text. For explanation of terms, see Appendix A. For statement on reliability, see the note at the end of the table and Appendix C]

NAICS code	Geography, kind of business, and employment size class	Establishments (number)	Paid employees for pay period including March 12 (number)	First-quarter payroll (\$1,000)	Annual payroll (\$1,000)
	BURLINGTON—Con.				
71	Arts, entertainment, and recreation—Con.				
713	Amusement, gambling, and recreation industries—Con.				
7139	Other amusement and recreation services—Con.				
71394	Fitness and recreational sports centers				
	All establishments	75	977	2 521	11 008
	Establishments with 1 to 4 employees	30	X	X	X
	Establishments with 5 to 9 employees	18	X	X	X
	Establishments with 10 to 19 employees	7	X	X	X
	Establishments with 20 to 49 employees	15	X	X	X
	Establishments with 50 to 99 employees	5	X	X	X
	Establishments with 100 to 249 employees	—	X	X	X
	Establishments with 250 to 499 employees	—	X	X	X
	Establishments with 500 to 999 employees	—	X	X	X
	Establishments with 1,000 employees or more	—	X	X	X
713940	Fitness and recreational sports centers				
	All establishments	75	977	2 521	11 008
	Establishments with 1 to 4 employees	30	X	X	X
	Establishments with 5 to 9 employees	18	X	X	X
	Establishments with 10 to 19 employees	7	X	X	X
	Establishments with 20 to 49 employees	15	X	X	X
	Establishments with 50 to 99 employees	5	X	X	X
	Establishments with 100 to 249 employees	—	X	X	X
	Establishments with 250 to 499 employees	—	X	X	X
	Establishments with 500 to 999 employees	—	X	X	X
	Establishments with 1,000 employees or more	—	X	X	X
72	Accommodation and food services				
	All establishments	811	12 630	37 992	167 173
	Establishments with 1 to 4 employees	353	X	X	X
	Establishments with 5 to 9 employees	144	X	X	X
	Establishments with 10 to 19 employees	134	X	X	X
	Establishments with 20 to 49 employees	124	X	X	X
	Establishments with 50 to 99 employees	41	X	X	X
	Establishments with 100 to 249 employees	13	X	X	X
	Establishments with 250 to 499 employees	1	X	X	X
	Establishments with 500 to 999 employees	1	X	X	X
	Establishments with 1,000 employees or more	—	X	X	X
721	Accommodation				
	All establishments	83	1 471	5 458	24 642
	Establishments with 1 to 4 employees	41	X	X	X
	Establishments with 5 to 9 employees	9	X	X	X
	Establishments with 10 to 19 employees	17	X	X	X
	Establishments with 20 to 49 employees	9	X	X	X
	Establishments with 50 to 99 employees	3	X	X	X
	Establishments with 100 to 249 employees	4	X	X	X
	Establishments with 250 to 499 employees	—	X	X	X
	Establishments with 500 to 999 employees	—	X	X	X
	Establishments with 1,000 employees or more	—	X	X	X
7211	Traveler accommodation				
	All establishments	70	1 350	5 015	22 178
	Establishments with 1 to 4 employees	33	X	X	X
	Establishments with 5 to 9 employees	5	X	X	X
	Establishments with 10 to 19 employees	17	X	X	X
	Establishments with 20 to 49 employees	9	X	X	X
	Establishments with 50 to 99 employees	2	X	X	X
	Establishments with 100 to 249 employees	4	X	X	X
	Establishments with 250 to 499 employees	—	X	X	X
	Establishments with 500 to 999 employees	—	X	X	X
	Establishments with 1,000 employees or more	—	X	X	X
72111	Hotels (except casino hotels) and motels				
	All establishments	67	1 348	5 007	22 135
	Establishments with 1 to 4 employees	30	X	X	X
	Establishments with 5 to 9 employees	5	X	X	X
	Establishments with 10 to 19 employees	17	X	X	X
	Establishments with 20 to 49 employees	9	X	X	X
	Establishments with 50 to 99 employees	2	X	X	X
	Establishments with 100 to 249 employees	4	X	X	X
	Establishments with 250 to 499 employees	—	X	X	X
	Establishments with 500 to 999 employees	—	X	X	X
	Establishments with 1,000 employees or more	—	X	X	X
721110	Hotels (except casino hotels) and motels				
	All establishments	67	1 348	5 007	22 135
	Establishments with 1 to 4 employees	30	X	X	X
	Establishments with 5 to 9 employees	5	X	X	X
	Establishments with 10 to 19 employees	17	X	X	X
	Establishments with 20 to 49 employees	9	X	X	X
	Establishments with 50 to 99 employees	2	X	X	X
	Establishments with 100 to 249 employees	4	X	X	X
	Establishments with 250 to 499 employees	—	X	X	X
	Establishments with 500 to 999 employees	—	X	X	X
	Establishments with 1,000 employees or more	—	X	X	X

See footnotes at end of table.

Table 5. Establishments, Employees, and Payroll by Industry and Employment Size of Establishments by County: 2004—Con.

[Excludes most government employees, railroad employees, and self-employed persons. Size class 1 to 4 employees includes establishments having payroll, but no employees, during mid-March pay period. For meaning of abbreviations and symbols, see introductory text. For explanation of terms, see Appendix A. For statement on reliability, see the note at the end of the table and Appendix C]

NAICS code	Geography, kind of business, and employment size class	Establishments (number)	Paid employees for pay period including March 12 (number)	First-quarter payroll (\$1,000)	Annual payroll (\$1,000)
72	BURLINGTON—Con.				
	Accommodation and food services—Con.				
721	Accommodation—Con.				
7212	RV (recreational vehicle) parks and recreational camps				
	All establishments	12	c	D	D
	Establishments with 1 to 4 employees	7	X	X	X
	Establishments with 5 to 9 employees	4	X	X	X
	Establishments with 10 to 19 employees	—	X	X	X
	Establishments with 20 to 49 employees	—	X	X	X
	Establishments with 50 to 99 employees	1	X	X	X
	Establishments with 100 to 249 employees	—	X	X	X
	Establishments with 250 to 499 employees	—	X	X	X
	Establishments with 500 to 999 employees	—	X	X	X
	Establishments with 1,000 employees or more	—	X	X	X
72121	RV (recreational vehicle) parks and recreational camps				
	All establishments	12	c	D	D
	Establishments with 1 to 4 employees	7	X	X	X
	Establishments with 5 to 9 employees	4	X	X	X
	Establishments with 10 to 19 employees	—	X	X	X
	Establishments with 20 to 49 employees	—	X	X	X
	Establishments with 50 to 99 employees	1	X	X	X
	Establishments with 100 to 249 employees	—	X	X	X
	Establishments with 250 to 499 employees	—	X	X	X
	Establishments with 500 to 999 employees	—	X	X	X
	Establishments with 1,000 employees or more	—	X	X	X
722	Food services and drinking places				
	All establishments	728	11 159	32 534	142 531
	Establishments with 1 to 4 employees	312	X	X	X
	Establishments with 5 to 9 employees	135	X	X	X
	Establishments with 10 to 19 employees	117	X	X	X
	Establishments with 20 to 49 employees	115	X	X	X
	Establishments with 50 to 99 employees	38	X	X	X
	Establishments with 100 to 249 employees	9	X	X	X
	Establishments with 250 to 499 employees	1	X	X	X
	Establishments with 500 to 999 employees	1	X	X	X
	Establishments with 1,000 employees or more	—	X	X	X
7221	Full-service restaurants				
	All establishments	247	5 226	16 076	66 864
	Establishments with 1 to 4 employees	89	X	X	X
	Establishments with 5 to 9 employees	42	X	X	X
	Establishments with 10 to 19 employees	36	X	X	X
	Establishments with 20 to 49 employees	45	X	X	X
	Establishments with 50 to 99 employees	27	X	X	X
	Establishments with 100 to 249 employees	8	X	X	X
	Establishments with 250 to 499 employees	—	X	X	X
	Establishments with 500 to 999 employees	—	X	X	X
	Establishments with 1,000 employees or more	—	X	X	X
72211	Full-service restaurants				
	All establishments	247	5 226	16 076	66 864
	Establishments with 1 to 4 employees	89	X	X	X
	Establishments with 5 to 9 employees	42	X	X	X
	Establishments with 10 to 19 employees	36	X	X	X
	Establishments with 20 to 49 employees	45	X	X	X
	Establishments with 50 to 99 employees	27	X	X	X
	Establishments with 100 to 249 employees	8	X	X	X
	Establishments with 250 to 499 employees	—	X	X	X
	Establishments with 500 to 999 employees	—	X	X	X
	Establishments with 1,000 employees or more	—	X	X	X
722110	Full-service restaurants				
	All establishments	247	5 226	16 076	66 864
	Establishments with 1 to 4 employees	89	X	X	X
	Establishments with 5 to 9 employees	42	X	X	X
	Establishments with 10 to 19 employees	36	X	X	X
	Establishments with 20 to 49 employees	45	X	X	X
	Establishments with 50 to 99 employees	27	X	X	X
	Establishments with 100 to 249 employees	8	X	X	X
	Establishments with 250 to 499 employees	—	X	X	X
	Establishments with 500 to 999 employees	—	X	X	X
	Establishments with 1,000 employees or more	—	X	X	X
7222	Limited-service eating places				
	All establishments	372	4 388	11 210	53 512
	Establishments with 1 to 4 employees	173	X	X	X
	Establishments with 5 to 9 employees	74	X	X	X
	Establishments with 10 to 19 employees	56	X	X	X
	Establishments with 20 to 49 employees	58	X	X	X
	Establishments with 50 to 99 employees	10	X	X	X
	Establishments with 100 to 249 employees	—	X	X	X
	Establishments with 250 to 499 employees	—	X	X	X
	Establishments with 500 to 999 employees	1	X	X	X
	Establishments with 1,000 employees or more	—	X	X	X

See footnotes at end of table.

Table 5. Establishments, Employees, and Payroll by Industry and Employment Size of Establishments by County: 2004—Con.

[Excludes most government employees, railroad employees, and self-employed persons. Size class 1 to 4 employees includes establishments having payroll, but no employees, during mid-March pay period. For meaning of abbreviations and symbols, see introductory text. For explanation of terms, see Appendix A. For statement on reliability, see the note at the end of the table and Appendix C]

NAICS code	Geography, kind of business, and employment size class	Establishments (number)	Paid employees for pay period including March 12 (number)	First-quarter payroll (\$1,000)	Annual payroll (\$1,000)
	BURLINGTON—Con.				
72	Accommodation and food services—Con.				
722	Food services and drinking places—Con.				
7222	Limited-service eating places—Con.				
72221	Limited-service eating places				
	All establishments	372	4 388	11 210	53 512
	Establishments with 1 to 4 employees	173	X	X	X
	Establishments with 5 to 9 employees	74	X	X	X
	Establishments with 10 to 19 employees	56	X	X	X
	Establishments with 20 to 49 employees	58	X	X	X
	Establishments with 50 to 99 employees	10	X	X	X
	Establishments with 100 to 249 employees	—	X	X	X
	Establishments with 250 to 499 employees	—	X	X	X
	Establishments with 500 to 999 employees	1	X	X	X
	Establishments with 1,000 employees or more	—	X	X	X
722211	Limited-service restaurants				
	All establishments	293	3 931	9 923	47 025
	Establishments with 1 to 4 employees	128	X	X	X
	Establishments with 5 to 9 employees	59	X	X	X
	Establishments with 10 to 19 employees	42	X	X	X
	Establishments with 20 to 49 employees	53	X	X	X
	Establishments with 50 to 99 employees	10	X	X	X
	Establishments with 100 to 249 employees	—	X	X	X
	Establishments with 250 to 499 employees	—	X	X	X
	Establishments with 500 to 999 employees	1	X	X	X
	Establishments with 1,000 employees or more	—	X	X	X
722213	Snack and nonalcoholic beverage bars				
	All establishments	75	431	1 220	6 187
	Establishments with 1 to 4 employees	43	X	X	X
	Establishments with 5 to 9 employees	14	X	X	X
	Establishments with 10 to 19 employees	13	X	X	X
	Establishments with 20 to 49 employees	5	X	X	X
	Establishments with 50 to 99 employees	—	X	X	X
	Establishments with 100 to 249 employees	—	X	X	X
	Establishments with 250 to 499 employees	—	X	X	X
	Establishments with 500 to 999 employees	—	X	X	X
	Establishments with 1,000 employees or more	—	X	X	X
7223	Special food services				
	All establishments	65	1 254	4 427	18 423
	Establishments with 1 to 4 employees	26	X	X	X
	Establishments with 5 to 9 employees	11	X	X	X
	Establishments with 10 to 19 employees	15	X	X	X
	Establishments with 20 to 49 employees	10	X	X	X
	Establishments with 50 to 99 employees	1	X	X	X
	Establishments with 100 to 249 employees	1	X	X	X
	Establishments with 250 to 499 employees	1	X	X	X
	Establishments with 500 to 999 employees	—	X	X	X
	Establishments with 1,000 employees or more	—	X	X	X
72231	Food service contractors				
	All establishments	50	1 102	4 028	16 526
	Establishments with 1 to 4 employees	18	X	X	X
	Establishments with 5 to 9 employees	8	X	X	X
	Establishments with 10 to 19 employees	13	X	X	X
	Establishments with 20 to 49 employees	8	X	X	X
	Establishments with 50 to 99 employees	1	X	X	X
	Establishments with 100 to 249 employees	1	X	X	X
	Establishments with 250 to 499 employees	1	X	X	X
	Establishments with 500 to 999 employees	—	X	X	X
	Establishments with 1,000 employees or more	—	X	X	X
722310	Food service contractors				
	All establishments	50	1 102	4 028	16 526
	Establishments with 1 to 4 employees	18	X	X	X
	Establishments with 5 to 9 employees	8	X	X	X
	Establishments with 10 to 19 employees	13	X	X	X
	Establishments with 20 to 49 employees	8	X	X	X
	Establishments with 50 to 99 employees	1	X	X	X
	Establishments with 100 to 249 employees	1	X	X	X
	Establishments with 250 to 499 employees	1	X	X	X
	Establishments with 500 to 999 employees	—	X	X	X
	Establishments with 1,000 employees or more	—	X	X	X
72232	Caterers				
	All establishments	12	145	390	1 846
	Establishments with 1 to 4 employees	5	X	X	X
	Establishments with 5 to 9 employees	3	X	X	X
	Establishments with 10 to 19 employees	2	X	X	X
	Establishments with 20 to 49 employees	2	X	X	X
	Establishments with 50 to 99 employees	—	X	X	X
	Establishments with 100 to 249 employees	—	X	X	X
	Establishments with 250 to 499 employees	—	X	X	X
	Establishments with 500 to 999 employees	—	X	X	X
	Establishments with 1,000 employees or more	—	X	X	X

See footnotes at end of table.

Table 5. Establishments, Employees, and Payroll by Industry and Employment Size of Establishments by County: 2004—Con.

[Excludes most government employees, railroad employees, and self-employed persons. Size class 1 to 4 employees includes establishments having payroll, but no employees, during mid-March pay period. For meaning of abbreviations and symbols, see introductory text. For explanation of terms, see Appendix A. For statement on reliability, see the note at the end of the table and Appendix C]

NAICS code	Geography, kind of business, and employment size class	Establishments (number)	Paid employees for pay period including March 12 (number)	First-quarter payroll (\$1,000)	Annual payroll (\$1,000)
	BURLINGTON—Con.				
72	Accommodation and food services—Con.				
722	Food services and drinking places—Con.				
7223	Special food services—Con.				
72232	Caterers—Con.				
722320	Caterers				
	All establishments	12	145	390	1 846
	Establishments with 1 to 4 employees	5	X	X	X
	Establishments with 5 to 9 employees	3	X	X	X
	Establishments with 10 to 19 employees	2	X	X	X
	Establishments with 20 to 49 employees	2	X	X	X
	Establishments with 50 to 99 employees	—	X	X	X
	Establishments with 100 to 249 employees	—	X	X	X
	Establishments with 250 to 499 employees	—	X	X	X
	Establishments with 500 to 999 employees	—	X	X	X
	Establishments with 1,000 employees or more	—	X	X	X
7224	Drinking places (alcoholic beverages)				
	All establishments	44	291	821	3 732
	Establishments with 1 to 4 employees	24	X	X	X
	Establishments with 5 to 9 employees	8	X	X	X
	Establishments with 10 to 19 employees	10	X	X	X
	Establishments with 20 to 49 employees	2	X	X	X
	Establishments with 50 to 99 employees	—	X	X	X
	Establishments with 100 to 249 employees	—	X	X	X
	Establishments with 250 to 499 employees	—	X	X	X
	Establishments with 500 to 999 employees	—	X	X	X
	Establishments with 1,000 employees or more	—	X	X	X
72241	Drinking places (alcoholic beverages)				
	All establishments	44	291	821	3 732
	Establishments with 1 to 4 employees	24	X	X	X
	Establishments with 5 to 9 employees	8	X	X	X
	Establishments with 10 to 19 employees	10	X	X	X
	Establishments with 20 to 49 employees	2	X	X	X
	Establishments with 50 to 99 employees	—	X	X	X
	Establishments with 100 to 249 employees	—	X	X	X
	Establishments with 250 to 499 employees	—	X	X	X
	Establishments with 500 to 999 employees	—	X	X	X
	Establishments with 1,000 employees or more	—	X	X	X
722410	Drinking places (alcoholic beverages)				
	All establishments	44	291	821	3 732
	Establishments with 1 to 4 employees	24	X	X	X
	Establishments with 5 to 9 employees	8	X	X	X
	Establishments with 10 to 19 employees	10	X	X	X
	Establishments with 20 to 49 employees	2	X	X	X
	Establishments with 50 to 99 employees	—	X	X	X
	Establishments with 100 to 249 employees	—	X	X	X
	Establishments with 250 to 499 employees	—	X	X	X
	Establishments with 500 to 999 employees	—	X	X	X
	Establishments with 1,000 employees or more	—	X	X	X
81	Other services (except public administration)				
	All establishments	1 098	7 639	39 414	167 510
	Establishments with 1 to 4 employees	675	X	X	X
	Establishments with 5 to 9 employees	244	X	X	X
	Establishments with 10 to 19 employees	117	X	X	X
	Establishments with 20 to 49 employees	48	X	X	X
	Establishments with 50 to 99 employees	7	X	X	X
	Establishments with 100 to 249 employees	6	X	X	X
	Establishments with 250 to 499 employees	1	X	X	X
	Establishments with 500 to 999 employees	—	X	X	X
	Establishments with 1,000 employees or more	—	X	X	X
811	Repair and maintenance				
	All establishments	329	2 289	17 490	73 534
	Establishments with 1 to 4 employees	202	X	X	X
	Establishments with 5 to 9 employees	72	X	X	X
	Establishments with 10 to 19 employees	39	X	X	X
	Establishments with 20 to 49 employees	11	X	X	X
	Establishments with 50 to 99 employees	2	X	X	X
	Establishments with 100 to 249 employees	3	X	X	X
	Establishments with 250 to 499 employees	—	X	X	X
	Establishments with 500 to 999 employees	—	X	X	X
	Establishments with 1,000 employees or more	—	X	X	X
8111	Automotive repair and maintenance				
	All establishments	251	1 510	9 693	40 827
	Establishments with 1 to 4 employees	152	X	X	X
	Establishments with 5 to 9 employees	60	X	X	X
	Establishments with 10 to 19 employees	29	X	X	X
	Establishments with 20 to 49 employees	9	X	X	X
	Establishments with 50 to 99 employees	—	X	X	X
	Establishments with 100 to 249 employees	1	X	X	X
	Establishments with 250 to 499 employees	—	X	X	X
	Establishments with 500 to 999 employees	—	X	X	X
	Establishments with 1,000 employees or more	—	X	X	X

See footnotes at end of table.

Table 5. Establishments, Employees, and Payroll by Industry and Employment Size of Establishments by County: 2004—Con.

[Excludes most government employees, railroad employees, and self-employed persons. Size class 1 to 4 employees includes establishments having payroll, but no employees, during mid-March pay period. For meaning of abbreviations and symbols, see introductory text. For explanation of terms, see Appendix A. For statement on reliability, see the note at the end of the table and Appendix C]

NAICS code	Geography, kind of business, and employment size class	Establishments (number)	Paid employees for pay period including March 12 (number)	First-quarter payroll (\$1,000)	Annual payroll (\$1,000)
81	BURLINGTON—Con.				
	Other services (except public administration)—Con.				
811	Repair and maintenance—Con.				
8111	Automotive repair and maintenance—Con.				
81111	Automotive mechanical and electrical repair and maintenance				
	All establishments	146	845	4 856	19 749
	Establishments with 1 to 4 employees	99	X	X	X
	Establishments with 5 to 9 employees	33	X	X	X
	Establishments with 10 to 19 employees	9	X	X	X
	Establishments with 20 to 49 employees	4	X	X	X
	Establishments with 50 to 99 employees	—	X	X	X
	Establishments with 100 to 249 employees	1	X	X	X
	Establishments with 250 to 499 employees	—	X	X	X
	Establishments with 500 to 999 employees	—	X	X	X
	Establishments with 1,000 employees or more	—	X	X	X
811111	General automotive repair				
	All establishments	121	721	4 072	16 816
	Establishments with 1 to 4 employees	83	X	X	X
	Establishments with 5 to 9 employees	26	X	X	X
	Establishments with 10 to 19 employees	8	X	X	X
	Establishments with 20 to 49 employees	3	X	X	X
	Establishments with 50 to 99 employees	—	X	X	X
	Establishments with 100 to 249 employees	1	X	X	X
	Establishments with 250 to 499 employees	—	X	X	X
	Establishments with 500 to 999 employees	—	X	X	X
	Establishments with 1,000 employees or more	—	X	X	X
81112	Automotive body, paint, interior, and glass repair				
	All establishments	65	415	3 403	14 332
	Establishments with 1 to 4 employees	34	X	X	X
	Establishments with 5 to 9 employees	14	X	X	X
	Establishments with 10 to 19 employees	15	X	X	X
	Establishments with 20 to 49 employees	2	X	X	X
	Establishments with 50 to 99 employees	—	X	X	X
	Establishments with 100 to 249 employees	—	X	X	X
	Establishments with 250 to 499 employees	—	X	X	X
	Establishments with 500 to 999 employees	—	X	X	X
	Establishments with 1,000 employees or more	—	X	X	X
811121	Automotive body, paint, and interior repair and maintenance				
	All establishments	63	e	D	D
	Establishments with 1 to 4 employees	34	X	X	X
	Establishments with 5 to 9 employees	14	X	X	X
	Establishments with 10 to 19 employees	13	X	X	X
	Establishments with 20 to 49 employees	2	X	X	X
	Establishments with 50 to 99 employees	—	X	X	X
	Establishments with 100 to 249 employees	—	X	X	X
	Establishments with 250 to 499 employees	—	X	X	X
	Establishments with 500 to 999 employees	—	X	X	X
	Establishments with 1,000 employees or more	—	X	X	X
81119	Other automotive repair and maintenance				
	All establishments	40	250	1 434	6 746
	Establishments with 1 to 4 employees	19	X	X	X
	Establishments with 5 to 9 employees	13	X	X	X
	Establishments with 10 to 19 employees	5	X	X	X
	Establishments with 20 to 49 employees	3	X	X	X
	Establishments with 50 to 99 employees	—	X	X	X
	Establishments with 100 to 249 employees	—	X	X	X
	Establishments with 250 to 499 employees	—	X	X	X
	Establishments with 500 to 999 employees	—	X	X	X
	Establishments with 1,000 employees or more	—	X	X	X
811192	Car washes				
	All establishments	30	169	924	4 716
	Establishments with 1 to 4 employees	16	X	X	X
	Establishments with 5 to 9 employees	8	X	X	X
	Establishments with 10 to 19 employees	4	X	X	X
	Establishments with 20 to 49 employees	2	X	X	X
	Establishments with 50 to 99 employees	—	X	X	X
	Establishments with 100 to 249 employees	—	X	X	X
	Establishments with 250 to 499 employees	—	X	X	X
	Establishments with 500 to 999 employees	—	X	X	X
	Establishments with 1,000 employees or more	—	X	X	X
8112	Electronic and precision equipment repair and maintenance				
	All establishments	29	579	5 858	24 673
	Establishments with 1 to 4 employees	14	X	X	X
	Establishments with 5 to 9 employees	5	X	X	X
	Establishments with 10 to 19 employees	5	X	X	X
	Establishments with 20 to 49 employees	1	X	X	X
	Establishments with 50 to 99 employees	2	X	X	X
	Establishments with 100 to 249 employees	2	X	X	X
	Establishments with 250 to 499 employees	—	X	X	X
	Establishments with 500 to 999 employees	—	X	X	X
	Establishments with 1,000 employees or more	—	X	X	X

See footnotes at end of table.

Table 5. Establishments, Employees, and Payroll by Industry and Employment Size of Establishments by County: 2004—Con.

[Excludes most government employees, railroad employees, and self-employed persons. Size class 1 to 4 employees includes establishments having payroll, but no employees, during mid-March pay period. For meaning of abbreviations and symbols, see introductory text. For explanation of terms, see Appendix A. For statement on reliability, see the note at the end of the table and Appendix C]

NAICS code	Geography, kind of business, and employment size class	Establishments (number)	Paid employees for pay period including March 12 (number)	First-quarter payroll (\$1,000)	Annual payroll (\$1,000)
81	BURLINGTON—Con.				
	Other services (except public administration)—Con.				
811	Repair and maintenance—Con.				
8112	Electronic and precision equipment repair and maintenance—Con.				
81121	Electronic and precision equipment repair and maintenance				
	All establishments	29	579	5 858	24 673
	Establishments with 1 to 4 employees	14	X	X	X
	Establishments with 5 to 9 employees	5	X	X	X
	Establishments with 10 to 19 employees	5	X	X	X
	Establishments with 20 to 49 employees	1	X	X	X
	Establishments with 50 to 99 employees	2	X	X	X
	Establishments with 100 to 249 employees	2	X	X	X
	Establishments with 250 to 499 employees	—	X	X	X
	Establishments with 500 to 999 employees	—	X	X	X
	Establishments with 1,000 employees or more	—	X	X	X
81122	Computer and office machine repair and maintenance				
	All establishments	11	141	2 066	8 324
	Establishments with 1 to 4 employees	5	X	X	X
	Establishments with 5 to 9 employees	2	X	X	X
	Establishments with 10 to 19 employees	2	X	X	X
	Establishments with 20 to 49 employees	1	X	X	X
	Establishments with 50 to 99 employees	1	X	X	X
	Establishments with 100 to 249 employees	—	X	X	X
	Establishments with 250 to 499 employees	—	X	X	X
	Establishments with 500 to 999 employees	—	X	X	X
	Establishments with 1,000 employees or more	—	X	X	X
811213	Communication equipment repair and maintenance				
	All establishments	6	259	2 277	10 181
	Establishments with 1 to 4 employees	3	X	X	X
	Establishments with 5 to 9 employees	—	X	X	X
	Establishments with 10 to 19 employees	1	X	X	X
	Establishments with 20 to 49 employees	—	X	X	X
	Establishments with 50 to 99 employees	1	X	X	X
	Establishments with 100 to 249 employees	1	X	X	X
	Establishments with 250 to 499 employees	—	X	X	X
	Establishments with 500 to 999 employees	—	X	X	X
	Establishments with 1,000 employees or more	—	X	X	X
811219	Other electronic and precision equipment repair and maintenance				
	All establishments	7	160	1 424	5 816
	Establishments with 1 to 4 employees	3	X	X	X
	Establishments with 5 to 9 employees	1	X	X	X
	Establishments with 10 to 19 employees	2	X	X	X
	Establishments with 20 to 49 employees	—	X	X	X
	Establishments with 50 to 99 employees	—	X	X	X
	Establishments with 100 to 249 employees	1	X	X	X
	Establishments with 250 to 499 employees	—	X	X	X
	Establishments with 500 to 999 employees	—	X	X	X
	Establishments with 1,000 employees or more	—	X	X	X
8113	Commercial and industrial machinery and equipment (except automotive and electronic) repair and maintenance				
	All establishments	22	151	1 617	6 421
	Establishments with 1 to 4 employees	13	X	X	X
	Establishments with 5 to 9 employees	3	X	X	X
	Establishments with 10 to 19 employees	5	X	X	X
	Establishments with 20 to 49 employees	1	X	X	X
	Establishments with 50 to 99 employees	—	X	X	X
	Establishments with 100 to 249 employees	—	X	X	X
	Establishments with 250 to 499 employees	—	X	X	X
	Establishments with 500 to 999 employees	—	X	X	X
	Establishments with 1,000 employees or more	—	X	X	X
81131	Commercial and industrial machinery and equipment (except automotive and electronic) repair and maintenance				
	All establishments	22	151	1 617	6 421
	Establishments with 1 to 4 employees	13	X	X	X
	Establishments with 5 to 9 employees	3	X	X	X
	Establishments with 10 to 19 employees	5	X	X	X
	Establishments with 20 to 49 employees	1	X	X	X
	Establishments with 50 to 99 employees	—	X	X	X
	Establishments with 100 to 249 employees	—	X	X	X
	Establishments with 250 to 499 employees	—	X	X	X
	Establishments with 500 to 999 employees	—	X	X	X
	Establishments with 1,000 employees or more	—	X	X	X
811310	Commercial and industrial machinery and equipment (except automotive and electronic) repair and maintenance				
	All establishments	22	151	1 617	6 421
	Establishments with 1 to 4 employees	13	X	X	X
	Establishments with 5 to 9 employees	3	X	X	X
	Establishments with 10 to 19 employees	5	X	X	X
	Establishments with 20 to 49 employees	1	X	X	X
	Establishments with 50 to 99 employees	—	X	X	X
	Establishments with 100 to 249 employees	—	X	X	X
	Establishments with 250 to 499 employees	—	X	X	X

See footnotes at end of table.

Table 5. Establishments, Employees, and Payroll by Industry and Employment Size of Establishments by County: 2004—Con.

[Excludes most government employees, railroad employees, and self-employed persons. Size class 1 to 4 employees includes establishments having payroll, but no employees, during mid-March pay period. For meaning of abbreviations and symbols, see introductory text. For explanation of terms, see Appendix A. For statement on reliability, see the note at the end of the table and Appendix C]

NAICS code	Geography, kind of business, and employment size class	Establishments (number)	Paid employees for pay period including March 12 (number)	First-quarter payroll (\$1,000)	Annual payroll (\$1,000)
	BURLINGTON—Con.				
81	Other services (except public administration)—Con.				
811	Repair and maintenance—Con.				
8113	Commercial and industrial machinery and equipment (except automotive and electronic) repair and maintenance—Con.				
81131	Commercial and industrial machinery and equipment (except automotive and electronic) repair and maintenance—Con.				
811310	Commercial and industrial machinery and equipment (except automotive and electronic) repair and maintenance—Con.				
	All establishments—Con.				
	Establishments with 500 to 999 employees	—	X	X	X
	Establishments with 1,000 employees or more	—	X	X	X
812	Personal and laundry services				
	All establishments	393	2 437	10 492	44 926
	Establishments with 1 to 4 employees	242	X	X	X
	Establishments with 5 to 9 employees	88	X	X	X
	Establishments with 10 to 19 employees	41	X	X	X
	Establishments with 20 to 49 employees	18	X	X	X
	Establishments with 50 to 99 employees	2	X	X	X
	Establishments with 100 to 249 employees	2	X	X	X
	Establishments with 250 to 499 employees	—	X	X	X
	Establishments with 500 to 999 employees	—	X	X	X
	Establishments with 1,000 employees or more	—	X	X	X
8121	Personal care services				
	All establishments	251	1 673	6 647	28 342
	Establishments with 1 to 4 employees	139	X	X	X
	Establishments with 5 to 9 employees	62	X	X	X
	Establishments with 10 to 19 employees	32	X	X	X
	Establishments with 20 to 49 employees	16	X	X	X
	Establishments with 50 to 99 employees	2	X	X	X
	Establishments with 100 to 249 employees	—	X	X	X
	Establishments with 250 to 499 employees	—	X	X	X
	Establishments with 500 to 999 employees	—	X	X	X
	Establishments with 1,000 employees or more	—	X	X	X
81211	Hair, nail, and skin care services				
	All establishments	216	1 499	5 817	24 400
	Establishments with 1 to 4 employees	117	X	X	X
	Establishments with 5 to 9 employees	54	X	X	X
	Establishments with 10 to 19 employees	28	X	X	X
	Establishments with 20 to 49 employees	15	X	X	X
	Establishments with 50 to 99 employees	2	X	X	X
	Establishments with 100 to 249 employees	—	X	X	X
	Establishments with 250 to 499 employees	—	X	X	X
	Establishments with 500 to 999 employees	—	X	X	X
	Establishments with 1,000 employees or more	—	X	X	X
812112	Beauty salons				
	All establishments	177	1 381	5 470	22 911
	Establishments with 1 to 4 employees	88	X	X	X
	Establishments with 5 to 9 employees	44	X	X	X
	Establishments with 10 to 19 employees	28	X	X	X
	Establishments with 20 to 49 employees	15	X	X	X
	Establishments with 50 to 99 employees	2	X	X	X
	Establishments with 100 to 249 employees	—	X	X	X
	Establishments with 250 to 499 employees	—	X	X	X
	Establishments with 500 to 999 employees	—	X	X	X
	Establishments with 1,000 employees or more	—	X	X	X
81219	Other personal care services				
	All establishments	35	174	830	3 942
	Establishments with 1 to 4 employees	22	X	X	X
	Establishments with 5 to 9 employees	8	X	X	X
	Establishments with 10 to 19 employees	4	X	X	X
	Establishments with 20 to 49 employees	1	X	X	X
	Establishments with 50 to 99 employees	—	X	X	X
	Establishments with 100 to 249 employees	—	X	X	X
	Establishments with 250 to 499 employees	—	X	X	X
	Establishments with 500 to 999 employees	—	X	X	X
	Establishments with 1,000 employees or more	—	X	X	X
812199	All other personal care services				
	All establishments	27	135	695	3 416
	Establishments with 1 to 4 employees	17	X	X	X
	Establishments with 5 to 9 employees	6	X	X	X
	Establishments with 10 to 19 employees	3	X	X	X
	Establishments with 20 to 49 employees	1	X	X	X
	Establishments with 50 to 99 employees	—	X	X	X
	Establishments with 100 to 249 employees	—	X	X	X
	Establishments with 250 to 499 employees	—	X	X	X
	Establishments with 500 to 999 employees	—	X	X	X
	Establishments with 1,000 employees or more	—	X	X	X

See footnotes at end of table.

Table 5. Establishments, Employees, and Payroll by Industry and Employment Size of Establishments by County: 2004—Con.

[Excludes most government employees, railroad employees, and self-employed persons. Size class 1 to 4 employees includes establishments having payroll, but no employees, during mid-March pay period. For meaning of abbreviations and symbols, see introductory text. For explanation of terms, see Appendix A. For statement on reliability, see the note at the end of the table and Appendix C]

NAICS code	Geography, kind of business, and employment size class	Establishments (number)	Paid employees for pay period including March 12 (number)	First-quarter payroll (\$1,000)	Annual payroll (\$1,000)
	BURLINGTON—Con.				
81	Other services (except public administration)—Con.				
812	Personal and laundry services—Con.				
8123	Drycleaning and laundry services				
	All establishments	64	379	1 826	7 522
	Establishments with 1 to 4 employees	46	X	X	X
	Establishments with 5 to 9 employees	11	X	X	X
	Establishments with 10 to 19 employees	5	X	X	X
	Establishments with 20 to 49 employees	1	X	X	X
	Establishments with 50 to 99 employees	—	X	X	X
	Establishments with 100 to 249 employees	1	X	X	X
	Establishments with 250 to 499 employees	—	X	X	X
	Establishments with 500 to 999 employees	—	X	X	X
	Establishments with 1,000 employees or more	—	X	X	X
81232	Drycleaning and laundry services (except coin-operated)				
	All establishments	50	170	606	2 544
	Establishments with 1 to 4 employees	40	X	X	X
	Establishments with 5 to 9 employees	7	X	X	X
	Establishments with 10 to 19 employees	3	X	X	X
	Establishments with 20 to 49 employees	—	X	X	X
	Establishments with 50 to 99 employees	—	X	X	X
	Establishments with 100 to 249 employees	—	X	X	X
	Establishments with 250 to 499 employees	—	X	X	X
	Establishments with 500 to 999 employees	—	X	X	X
	Establishments with 1,000 employees or more	—	X	X	X
812320	Drycleaning and laundry services (except coin-operated)				
	All establishments	50	170	606	2 544
	Establishments with 1 to 4 employees	40	X	X	X
	Establishments with 5 to 9 employees	7	X	X	X
	Establishments with 10 to 19 employees	3	X	X	X
	Establishments with 20 to 49 employees	—	X	X	X
	Establishments with 50 to 99 employees	—	X	X	X
	Establishments with 100 to 249 employees	—	X	X	X
	Establishments with 250 to 499 employees	—	X	X	X
	Establishments with 500 to 999 employees	—	X	X	X
	Establishments with 1,000 employees or more	—	X	X	X
81233	Linen and uniform supply				
	All establishments	5	161	1 087	4 414
	Establishments with 1 to 4 employees	2	X	X	X
	Establishments with 5 to 9 employees	—	X	X	X
	Establishments with 10 to 19 employees	1	X	X	X
	Establishments with 20 to 49 employees	1	X	X	X
	Establishments with 50 to 99 employees	—	X	X	X
	Establishments with 100 to 249 employees	1	X	X	X
	Establishments with 250 to 499 employees	—	X	X	X
	Establishments with 500 to 999 employees	—	X	X	X
	Establishments with 1,000 employees or more	—	X	X	X
812331	Linen supply				
	All establishments	3	c	D	D
	Establishments with 1 to 4 employees	1	X	X	X
	Establishments with 5 to 9 employees	—	X	X	X
	Establishments with 10 to 19 employees	1	X	X	X
	Establishments with 20 to 49 employees	—	X	X	X
	Establishments with 50 to 99 employees	—	X	X	X
	Establishments with 100 to 249 employees	1	X	X	X
	Establishments with 250 to 499 employees	—	X	X	X
	Establishments with 500 to 999 employees	—	X	X	X
	Establishments with 1,000 employees or more	—	X	X	X
8129	Other personal services				
	All establishments	60	316	1 473	6 586
	Establishments with 1 to 4 employees	45	X	X	X
	Establishments with 5 to 9 employees	10	X	X	X
	Establishments with 10 to 19 employees	3	X	X	X
	Establishments with 20 to 49 employees	1	X	X	X
	Establishments with 50 to 99 employees	—	X	X	X
	Establishments with 100 to 249 employees	1	X	X	X
	Establishments with 250 to 499 employees	—	X	X	X
	Establishments with 500 to 999 employees	—	X	X	X
	Establishments with 1,000 employees or more	—	X	X	X
81291	Pet care (except veterinary) services				
	All establishments	29	120	350	1 693
	Establishments with 1 to 4 employees	20	X	X	X
	Establishments with 5 to 9 employees	7	X	X	X
	Establishments with 10 to 19 employees	1	X	X	X
	Establishments with 20 to 49 employees	1	X	X	X
	Establishments with 50 to 99 employees	—	X	X	X
	Establishments with 100 to 249 employees	—	X	X	X
	Establishments with 250 to 499 employees	—	X	X	X
	Establishments with 500 to 999 employees	—	X	X	X
	Establishments with 1,000 employees or more	—	X	X	X

See footnotes at end of table.

Table 5. Establishments, Employees, and Payroll by Industry and Employment Size of Establishments by County: 2004—Con.

[Excludes most government employees, railroad employees, and self-employed persons. Size class 1 to 4 employees includes establishments having payroll, but no employees, during mid-March pay period. For meaning of abbreviations and symbols, see introductory text. For explanation of terms, see Appendix A. For statement on reliability, see the note at the end of the table and Appendix C]

NAICS code	Geography, kind of business, and employment size class	Establishments (number)	Paid employees for pay period including March 12 (number)	First-quarter payroll (\$1,000)	Annual payroll (\$1,000)
	BURLINGTON—Con.				
81	Other services (except public administration)—Con.				
812	Personal and laundry services—Con.				
8129	Other personal services—Con.				
81291	Pet care (except veterinary) services—Con.				
812910	Pet care (except veterinary) services				
	All establishments	29	120	350	1 693
	Establishments with 1 to 4 employees	20	X	X	X
	Establishments with 5 to 9 employees	7	X	X	X
	Establishments with 10 to 19 employees	1	X	X	X
	Establishments with 20 to 49 employees	1	X	X	X
	Establishments with 50 to 99 employees	—	X	X	X
	Establishments with 100 to 249 employees	—	X	X	X
	Establishments with 250 to 499 employees	—	X	X	X
	Establishments with 500 to 999 employees	—	X	X	X
	Establishments with 1,000 employees or more	—	X	X	X
81292	Photofinishing				
	All establishments	9	147	967	3 692
	Establishments with 1 to 4 employees	6	X	X	X
	Establishments with 5 to 9 employees	2	X	X	X
	Establishments with 10 to 19 employees	—	X	X	X
	Establishments with 20 to 49 employees	—	X	X	X
	Establishments with 50 to 99 employees	—	X	X	X
	Establishments with 100 to 249 employees	1	X	X	X
	Establishments with 250 to 499 employees	—	X	X	X
	Establishments with 500 to 999 employees	—	X	X	X
	Establishments with 1,000 employees or more	—	X	X	X
812921	Photofinishing laboratories (except one-hour)				
	All establishments	4	c	D	D
	Establishments with 1 to 4 employees	2	X	X	X
	Establishments with 5 to 9 employees	1	X	X	X
	Establishments with 10 to 19 employees	—	X	X	X
	Establishments with 20 to 49 employees	—	X	X	X
	Establishments with 50 to 99 employees	—	X	X	X
	Establishments with 100 to 249 employees	1	X	X	X
	Establishments with 250 to 499 employees	—	X	X	X
	Establishments with 500 to 999 employees	—	X	X	X
	Establishments with 1,000 employees or more	—	X	X	X
813	Religious, grantmaking, civic, professional, and similar organizations				
	All establishments	376	2 913	11 432	49 050
	Establishments with 1 to 4 employees	231	X	X	X
	Establishments with 5 to 9 employees	84	X	X	X
	Establishments with 10 to 19 employees	37	X	X	X
	Establishments with 20 to 49 employees	19	X	X	X
	Establishments with 50 to 99 employees	3	X	X	X
	Establishments with 100 to 249 employees	1	X	X	X
	Establishments with 250 to 499 employees	1	X	X	X
	Establishments with 500 to 999 employees	—	X	X	X
	Establishments with 1,000 employees or more	—	X	X	X
8131	Religious organizations				
	All establishments	212	1 718	6 946	29 527
	Establishments with 1 to 4 employees	119	X	X	X
	Establishments with 5 to 9 employees	54	X	X	X
	Establishments with 10 to 19 employees	21	X	X	X
	Establishments with 20 to 49 employees	14	X	X	X
	Establishments with 50 to 99 employees	3	X	X	X
	Establishments with 100 to 249 employees	1	X	X	X
	Establishments with 250 to 499 employees	—	X	X	X
	Establishments with 500 to 999 employees	—	X	X	X
	Establishments with 1,000 employees or more	—	X	X	X
81311	Religious organizations				
	All establishments	212	1 718	6 946	29 527
	Establishments with 1 to 4 employees	119	X	X	X
	Establishments with 5 to 9 employees	54	X	X	X
	Establishments with 10 to 19 employees	21	X	X	X
	Establishments with 20 to 49 employees	14	X	X	X
	Establishments with 50 to 99 employees	3	X	X	X
	Establishments with 100 to 249 employees	1	X	X	X
	Establishments with 250 to 499 employees	—	X	X	X
	Establishments with 500 to 999 employees	—	X	X	X
	Establishments with 1,000 employees or more	—	X	X	X
813110	Religious organizations				
	All establishments	212	1 718	6 946	29 527
	Establishments with 1 to 4 employees	119	X	X	X
	Establishments with 5 to 9 employees	54	X	X	X
	Establishments with 10 to 19 employees	21	X	X	X
	Establishments with 20 to 49 employees	14	X	X	X
	Establishments with 50 to 99 employees	3	X	X	X
	Establishments with 100 to 249 employees	1	X	X	X
	Establishments with 250 to 499 employees	—	X	X	X
	Establishments with 500 to 999 employees	—	X	X	X
	Establishments with 1,000 employees or more	—	X	X	X

See footnotes at end of table.

Table 5. Establishments, Employees, and Payroll by Industry and Employment Size of Establishments by County: 2004—Con.

[Excludes most government employees, railroad employees, and self-employed persons. Size class 1 to 4 employees includes establishments having payroll, but no employees, during mid-March pay period. For meaning of abbreviations and symbols, see introductory text. For explanation of terms, see Appendix A. For statement on reliability, see the note at the end of the table and Appendix C]

NAICS code	Geography, kind of business, and employment size class	Establishments (number)	Paid employees for pay period including March 12 (number)	First-quarter payroll (\$1,000)	Annual payroll (\$1,000)
	BURLINGTON—Con.				
81	Other services (except public administration)—Con.				
813	Religious, grantmaking, civic, professional, and similar organizations—Con.				
8133	Social advocacy organizations				
	All establishments	13	118	577	2 393
	Establishments with 1 to 4 employees	4	X	X	X
	Establishments with 5 to 9 employees	6	X	X	X
	Establishments with 10 to 19 employees	1	X	X	X
	Establishments with 20 to 49 employees	2	X	X	X
	Establishments with 50 to 99 employees	—	X	X	X
	Establishments with 100 to 249 employees	—	X	X	X
	Establishments with 250 to 499 employees	—	X	X	X
	Establishments with 500 to 999 employees	—	X	X	X
	Establishments with 1,000 employees or more	—	X	X	X
81331	Social advocacy organizations				
	All establishments	13	118	577	2 393
	Establishments with 1 to 4 employees	4	X	X	X
	Establishments with 5 to 9 employees	6	X	X	X
	Establishments with 10 to 19 employees	1	X	X	X
	Establishments with 20 to 49 employees	2	X	X	X
	Establishments with 50 to 99 employees	—	X	X	X
	Establishments with 100 to 249 employees	—	X	X	X
	Establishments with 250 to 499 employees	—	X	X	X
	Establishments with 500 to 999 employees	—	X	X	X
	Establishments with 1,000 employees or more	—	X	X	X
8134	Civic and social organizations				
	All establishments	30	596	1 240	5 560
	Establishments with 1 to 4 employees	22	X	X	X
	Establishments with 5 to 9 employees	3	X	X	X
	Establishments with 10 to 19 employees	4	X	X	X
	Establishments with 20 to 49 employees	—	X	X	X
	Establishments with 50 to 99 employees	—	X	X	X
	Establishments with 100 to 249 employees	—	X	X	X
	Establishments with 250 to 499 employees	1	X	X	X
	Establishments with 500 to 999 employees	—	X	X	X
	Establishments with 1,000 employees or more	—	X	X	X
81341	Civic and social organizations				
	All establishments	30	596	1 240	5 560
	Establishments with 1 to 4 employees	22	X	X	X
	Establishments with 5 to 9 employees	3	X	X	X
	Establishments with 10 to 19 employees	4	X	X	X
	Establishments with 20 to 49 employees	—	X	X	X
	Establishments with 50 to 99 employees	—	X	X	X
	Establishments with 100 to 249 employees	—	X	X	X
	Establishments with 250 to 499 employees	1	X	X	X
	Establishments with 500 to 999 employees	—	X	X	X
	Establishments with 1,000 employees or more	—	X	X	X
813410	Civic and social organizations				
	All establishments	30	596	1 240	5 560
	Establishments with 1 to 4 employees	22	X	X	X
	Establishments with 5 to 9 employees	3	X	X	X
	Establishments with 10 to 19 employees	4	X	X	X
	Establishments with 20 to 49 employees	—	X	X	X
	Establishments with 50 to 99 employees	—	X	X	X
	Establishments with 100 to 249 employees	—	X	X	X
	Establishments with 250 to 499 employees	1	X	X	X
	Establishments with 500 to 999 employees	—	X	X	X
	Establishments with 1,000 employees or more	—	X	X	X
8139	Business, professional, labor, political, and similar organizations				
	All establishments	112	420	2 133	9 118
	Establishments with 1 to 4 employees	80	X	X	X
	Establishments with 5 to 9 employees	21	X	X	X
	Establishments with 10 to 19 employees	9	X	X	X
	Establishments with 20 to 49 employees	2	X	X	X
	Establishments with 50 to 99 employees	—	X	X	X
	Establishments with 100 to 249 employees	—	X	X	X
	Establishments with 250 to 499 employees	—	X	X	X
	Establishments with 500 to 999 employees	—	X	X	X
	Establishments with 1,000 employees or more	—	X	X	X
81393	Labor Unions and Similar Labor Organizations				
	All establishments	38	227	768	2 956
	Establishments with 1 to 4 employees	18	X	X	X
	Establishments with 5 to 9 employees	11	X	X	X
	Establishments with 10 to 19 employees	8	X	X	X
	Establishments with 20 to 49 employees	1	X	X	X
	Establishments with 50 to 99 employees	—	X	X	X
	Establishments with 100 to 249 employees	—	X	X	X
	Establishments with 250 to 499 employees	—	X	X	X
	Establishments with 500 to 999 employees	—	X	X	X
	Establishments with 1,000 employees or more	—	X	X	X

See footnotes at end of table.

Table 5. Establishments, Employees, and Payroll by Industry and Employment Size of Establishments by County: 2004—Con.

[Excludes most government employees, railroad employees, and self-employed persons. Size class 1 to 4 employees includes establishments having payroll, but no employees, during mid-March pay period. For meaning of abbreviations and symbols, see introductory text. For explanation of terms, see Appendix A. For statement on reliability, see the note at the end of the table and Appendix C]

NAICS code	Geography, kind of business, and employment size class	Establishments (number)	Paid employees for pay period including March 12 (number)	First-quarter payroll (\$1,000)	Annual payroll (\$1,000)
	BURLINGTON—Con.				
81	Other services (except public administration)—Con.				
813	Religious, grantmaking, civic, professional, and similar organizations—Con.				
8139	Business, professional, labor, political, and similar organizations—Con.				
81393	Labor Unions and Similar Labor Organizations—Con.				
813930	Labor Unions and Similar Labor Organizations				
	All establishments	38	227	768	2 956
	Establishments with 1 to 4 employees	18	X	X	X
	Establishments with 5 to 9 employees	11	X	X	X
	Establishments with 10 to 19 employees	8	X	X	X
	Establishments with 20 to 49 employees	1	X	X	X
	Establishments with 50 to 99 employees	—	X	X	X
	Establishments with 100 to 249 employees	—	X	X	X
	Establishments with 250 to 499 employees	—	X	X	X
	Establishments with 500 to 999 employees	—	X	X	X
	Establishments with 1,000 employees or more	—	X	X	X
99	Industries not classified				
	All establishments	63	b	D	D
	Establishments with 1 to 4 employees	60	X	X	X
	Establishments with 5 to 9 employees	3	X	X	X
	Establishments with 10 to 19 employees	—	X	X	X
	Establishments with 20 to 49 employees	—	X	X	X
	Establishments with 50 to 99 employees	—	X	X	X
	Establishments with 100 to 249 employees	—	X	X	X
	Establishments with 250 to 499 employees	—	X	X	X
	Establishments with 500 to 999 employees	—	X	X	X
	Establishments with 1,000 employees or more	—	X	X	X
	CAMDEN				
	Total for all sectors				
	All establishments	12 596	182 252	1 555 210	6 721 524
	Establishments with 1 to 4 employees	6 683	X	X	X
	Establishments with 5 to 9 employees	2 436	X	X	X
	Establishments with 10 to 19 employees	1 638	X	X	X
	Establishments with 20 to 49 employees	1 194	X	X	X
	Establishments with 50 to 99 employees	370	X	X	X
	Establishments with 100 to 249 employees	205	X	X	X
	Establishments with 250 to 499 employees	46	X	X	X
	Establishments with 500 to 999 employees	17	X	X	X
	Establishments with 1,000 employees or more	7	X	X	X
11	Forestry, fishing & hunting, and agricultural support services (NAICS 113-115)				
	All establishments	9	b	D	D
	Establishments with 1 to 4 employees	6	X	X	X
	Establishments with 5 to 9 employees	1	X	X	X
	Establishments with 10 to 19 employees	2	X	X	X
	Establishments with 20 to 49 employees	—	X	X	X
	Establishments with 50 to 99 employees	—	X	X	X
	Establishments with 100 to 249 employees	—	X	X	X
	Establishments with 250 to 499 employees	—	X	X	X
	Establishments with 500 to 999 employees	—	X	X	X
	Establishments with 1,000 employees or more	—	X	X	X
21	Mining				
	All establishments	3	b	D	D
	Establishments with 1 to 4 employees	—	X	X	X
	Establishments with 5 to 9 employees	2	X	X	X
	Establishments with 10 to 19 employees	1	X	X	X
	Establishments with 20 to 49 employees	—	X	X	X
	Establishments with 50 to 99 employees	—	X	X	X
	Establishments with 100 to 249 employees	—	X	X	X
	Establishments with 250 to 499 employees	—	X	X	X
	Establishments with 500 to 999 employees	—	X	X	X
	Establishments with 1,000 employees or more	—	X	X	X
22	Utilities				
	All establishments	25	836	18 616	74 176
	Establishments with 1 to 4 employees	8	X	X	X
	Establishments with 5 to 9 employees	3	X	X	X
	Establishments with 10 to 19 employees	6	X	X	X
	Establishments with 20 to 49 employees	3	X	X	X
	Establishments with 50 to 99 employees	2	X	X	X
	Establishments with 100 to 249 employees	3	X	X	X
	Establishments with 250 to 499 employees	—	X	X	X
	Establishments with 500 to 999 employees	—	X	X	X
	Establishments with 1,000 employees or more	—	X	X	X

See footnotes at end of table.

Table 5. Establishments, Employees, and Payroll by Industry and Employment Size of Establishments by County: 2004—Con.

[Excludes most government employees, railroad employees, and self-employed persons. Size class 1 to 4 employees includes establishments having payroll, but no employees, during mid-March pay period. For meaning of abbreviations and symbols, see introductory text. For explanation of terms, see Appendix A. For statement on reliability, see the note at the end of the table and Appendix C]

NAICS code	Geography, kind of business, and employment size class	Establishments (number)	Paid employees for pay period including March 12 (number)	First-quarter payroll (\$1,000)	Annual payroll (\$1,000)
	CAMDEN—Con.				
22	Utilities—Con.				
221	Utilities				
	All establishments	25	836	18 616	74 176
	Establishments with 1 to 4 employees	8	X	X	X
	Establishments with 5 to 9 employees	3	X	X	X
	Establishments with 10 to 19 employees	6	X	X	X
	Establishments with 20 to 49 employees	3	X	X	X
	Establishments with 50 to 99 employees	2	X	X	X
	Establishments with 100 to 249 employees	3	X	X	X
	Establishments with 250 to 499 employees	—	X	X	X
	Establishments with 500 to 999 employees	—	X	X	X
	Establishments with 1,000 employees or more	—	X	X	X
2211	Electric power generation, transmission, and distribution				
	All establishments	14	e	D	D
	Establishments with 1 to 4 employees	4	X	X	X
	Establishments with 5 to 9 employees	2	X	X	X
	Establishments with 10 to 19 employees	4	X	X	X
	Establishments with 20 to 49 employees	2	X	X	X
	Establishments with 50 to 99 employees	1	X	X	X
	Establishments with 100 to 249 employees	1	X	X	X
	Establishments with 250 to 499 employees	—	X	X	X
	Establishments with 500 to 999 employees	—	X	X	X
	Establishments with 1,000 employees or more	—	X	X	X
22111	Electric power generation				
	All establishments	9	c	D	D
	Establishments with 1 to 4 employees	3	X	X	X
	Establishments with 5 to 9 employees	1	X	X	X
	Establishments with 10 to 19 employees	4	X	X	X
	Establishments with 20 to 49 employees	1	X	X	X
	Establishments with 50 to 99 employees	—	X	X	X
	Establishments with 100 to 249 employees	—	X	X	X
	Establishments with 250 to 499 employees	—	X	X	X
	Establishments with 500 to 999 employees	—	X	X	X
	Establishments with 1,000 employees or more	—	X	X	X
22112	Electric power transmission, control, and distribution				
	All establishments	5	271	5 580	21 609
	Establishments with 1 to 4 employees	1	X	X	X
	Establishments with 5 to 9 employees	1	X	X	X
	Establishments with 10 to 19 employees	—	X	X	X
	Establishments with 20 to 49 employees	1	X	X	X
	Establishments with 50 to 99 employees	1	X	X	X
	Establishments with 100 to 249 employees	1	X	X	X
	Establishments with 250 to 499 employees	—	X	X	X
	Establishments with 500 to 999 employees	—	X	X	X
	Establishments with 1,000 employees or more	—	X	X	X
221122	Electric power distribution				
	All establishments	5	271	5 580	21 609
	Establishments with 1 to 4 employees	1	X	X	X
	Establishments with 5 to 9 employees	1	X	X	X
	Establishments with 10 to 19 employees	—	X	X	X
	Establishments with 20 to 49 employees	1	X	X	X
	Establishments with 50 to 99 employees	1	X	X	X
	Establishments with 100 to 249 employees	1	X	X	X
	Establishments with 250 to 499 employees	—	X	X	X
	Establishments with 500 to 999 employees	—	X	X	X
	Establishments with 1,000 employees or more	—	X	X	X
2213	Water, sewage, and other systems				
	All establishments	9	e	D	D
	Establishments with 1 to 4 employees	4	X	X	X
	Establishments with 5 to 9 employees	1	X	X	X
	Establishments with 10 to 19 employees	1	X	X	X
	Establishments with 20 to 49 employees	1	X	X	X
	Establishments with 50 to 99 employees	—	X	X	X
	Establishments with 100 to 249 employees	2	X	X	X
	Establishments with 250 to 499 employees	—	X	X	X
	Establishments with 500 to 999 employees	—	X	X	X
	Establishments with 1,000 employees or more	—	X	X	X
22131	Water supply and irrigation systems				
	All establishments	8	e	D	D
	Establishments with 1 to 4 employees	3	X	X	X
	Establishments with 5 to 9 employees	1	X	X	X
	Establishments with 10 to 19 employees	1	X	X	X
	Establishments with 20 to 49 employees	1	X	X	X
	Establishments with 50 to 99 employees	—	X	X	X
	Establishments with 100 to 249 employees	2	X	X	X
	Establishments with 250 to 499 employees	—	X	X	X
	Establishments with 500 to 999 employees	—	X	X	X
	Establishments with 1,000 employees or more	—	X	X	X

See footnotes at end of table.

Table 5. Establishments, Employees, and Payroll by Industry and Employment Size of Establishments by County: 2004—Con.

[Excludes most government employees, railroad employees, and self-employed persons. Size class 1 to 4 employees includes establishments having payroll, but no employees, during mid-March pay period. For meaning of abbreviations and symbols, see introductory text. For explanation of terms, see Appendix A. For statement on reliability, see the note at the end of the table and Appendix C]

NAICS code	Geography, kind of business, and employment size class	Establishments (number)	Paid employees for pay period including March 12 (number)	First-quarter payroll (\$1,000)	Annual payroll (\$1,000)
22	CAMDEN—Con.				
	Utilities—Con.				
221	Utilities—Con.				
2213	Water, sewage, and other systems—Con.				
22131	Water supply and irrigation systems—Con.				
221310	Water supply and irrigation systems				
	All establishments	8	e	D	D
	Establishments with 1 to 4 employees	3	X	X	X
	Establishments with 5 to 9 employees	1	X	X	X
	Establishments with 10 to 19 employees	1	X	X	X
	Establishments with 20 to 49 employees	1	X	X	X
	Establishments with 50 to 99 employees	—	X	X	X
	Establishments with 100 to 249 employees	2	X	X	X
	Establishments with 250 to 499 employees	—	X	X	X
	Establishments with 500 to 999 employees	—	X	X	X
	Establishments with 1,000 employees or more	—	X	X	X
23	Construction				
	All establishments	1 288	10 910	104 975	503 001
	Establishments with 1 to 4 employees	768	X	X	X
	Establishments with 5 to 9 employees	223	X	X	X
	Establishments with 10 to 19 employees	162	X	X	X
	Establishments with 20 to 49 employees	101	X	X	X
	Establishments with 50 to 99 employees	23	X	X	X
	Establishments with 100 to 249 employees	11	X	X	X
	Establishments with 250 to 499 employees	—	X	X	X
	Establishments with 500 to 999 employees	—	X	X	X
	Establishments with 1,000 employees or more	—	X	X	X
236	Construction of buildings				
	All establishments	353	2 380	22 935	108 678
	Establishments with 1 to 4 employees	230	X	X	X
	Establishments with 5 to 9 employees	56	X	X	X
	Establishments with 10 to 19 employees	36	X	X	X
	Establishments with 20 to 49 employees	28	X	X	X
	Establishments with 50 to 99 employees	2	X	X	X
	Establishments with 100 to 249 employees	1	X	X	X
	Establishments with 250 to 499 employees	—	X	X	X
	Establishments with 500 to 999 employees	—	X	X	X
	Establishments with 1,000 employees or more	—	X	X	X
2361	Residential building construction				
	All establishments	255	1 159	10 108	53 416
	Establishments with 1 to 4 employees	193	X	X	X
	Establishments with 5 to 9 employees	29	X	X	X
	Establishments with 10 to 19 employees	21	X	X	X
	Establishments with 20 to 49 employees	10	X	X	X
	Establishments with 50 to 99 employees	2	X	X	X
	Establishments with 100 to 249 employees	—	X	X	X
	Establishments with 250 to 499 employees	—	X	X	X
	Establishments with 500 to 999 employees	—	X	X	X
	Establishments with 1,000 employees or more	—	X	X	X
23611	Residential building construction				
	All establishments	255	1 159	10 108	53 416
	Establishments with 1 to 4 employees	193	X	X	X
	Establishments with 5 to 9 employees	29	X	X	X
	Establishments with 10 to 19 employees	21	X	X	X
	Establishments with 20 to 49 employees	10	X	X	X
	Establishments with 50 to 99 employees	2	X	X	X
	Establishments with 100 to 249 employees	—	X	X	X
	Establishments with 250 to 499 employees	—	X	X	X
	Establishments with 500 to 999 employees	—	X	X	X
	Establishments with 1,000 employees or more	—	X	X	X
236115	New single-family housing construction (except operative builders)				
	All establishments	106	508	4 119	23 255
	Establishments with 1 to 4 employees	79	X	X	X
	Establishments with 5 to 9 employees	9	X	X	X
	Establishments with 10 to 19 employees	13	X	X	X
	Establishments with 20 to 49 employees	4	X	X	X
	Establishments with 50 to 99 employees	1	X	X	X
	Establishments with 100 to 249 employees	—	X	X	X
	Establishments with 250 to 499 employees	—	X	X	X
	Establishments with 500 to 999 employees	—	X	X	X
	Establishments with 1,000 employees or more	—	X	X	X
236117	New housing operative builders				
	All establishments	18	245	3 045	13 977
	Establishments with 1 to 4 employees	9	X	X	X
	Establishments with 5 to 9 employees	2	X	X	X
	Establishments with 10 to 19 employees	2	X	X	X
	Establishments with 20 to 49 employees	4	X	X	X
	Establishments with 50 to 99 employees	1	X	X	X
	Establishments with 100 to 249 employees	—	X	X	X
	Establishments with 250 to 499 employees	—	X	X	X
	Establishments with 500 to 999 employees	—	X	X	X
	Establishments with 1,000 employees or more	—	X	X	X

See footnotes at end of table.

Table 5. Establishments, Employees, and Payroll by Industry and Employment Size of Establishments by County: 2004—Con.

[Excludes most government employees, railroad employees, and self-employed persons. Size class 1 to 4 employees includes establishments having payroll, but no employees, during mid-March pay period. For meaning of abbreviations and symbols, see introductory text. For explanation of terms, see Appendix A. For statement on reliability, see the note at the end of the table and Appendix C]

NAICS code	Geography, kind of business, and employment size class	Establishments (number)	Paid employees for pay period including March 12 (number)	First-quarter payroll (\$1,000)	Annual payroll (\$1,000)
23	CAMDEN—Con.				
	Construction—Con.				
236	Construction of buildings—Con.				
2361	Residential building construction—Con.				
23611	Residential building construction—Con.				
236118	Residential remodelers				
	All establishments	125	327	1 996	10 469
	Establishments with 1 to 4 employees	103	X	X	X
	Establishments with 5 to 9 employees	16	X	X	X
	Establishments with 10 to 19 employees	6	X	X	X
	Establishments with 20 to 49 employees	—	X	X	X
	Establishments with 50 to 99 employees	—	X	X	X
	Establishments with 100 to 249 employees	—	X	X	X
	Establishments with 250 to 499 employees	—	X	X	X
	Establishments with 500 to 999 employees	—	X	X	X
	Establishments with 1,000 employees or more	—	X	X	X
2362	Nonresidential building construction				
	All establishments	98	1 221	12 827	55 262
	Establishments with 1 to 4 employees	37	X	X	X
	Establishments with 5 to 9 employees	27	X	X	X
	Establishments with 10 to 19 employees	15	X	X	X
	Establishments with 20 to 49 employees	18	X	X	X
	Establishments with 50 to 99 employees	—	X	X	X
	Establishments with 100 to 249 employees	1	X	X	X
	Establishments with 250 to 499 employees	—	X	X	X
	Establishments with 500 to 999 employees	—	X	X	X
	Establishments with 1,000 employees or more	—	X	X	X
23622	Commercial and institutional building construction				
	All establishments	92	1 159	12 301	53 680
	Establishments with 1 to 4 employees	34	X	X	X
	Establishments with 5 to 9 employees	26	X	X	X
	Establishments with 10 to 19 employees	14	X	X	X
	Establishments with 20 to 49 employees	17	X	X	X
	Establishments with 50 to 99 employees	—	X	X	X
	Establishments with 100 to 249 employees	1	X	X	X
	Establishments with 250 to 499 employees	—	X	X	X
	Establishments with 500 to 999 employees	—	X	X	X
	Establishments with 1,000 employees or more	—	X	X	X
236220	Commercial and institutional building construction				
	All establishments	92	1 159	12 301	53 680
	Establishments with 1 to 4 employees	34	X	X	X
	Establishments with 5 to 9 employees	26	X	X	X
	Establishments with 10 to 19 employees	14	X	X	X
	Establishments with 20 to 49 employees	17	X	X	X
	Establishments with 50 to 99 employees	—	X	X	X
	Establishments with 100 to 249 employees	1	X	X	X
	Establishments with 250 to 499 employees	—	X	X	X
	Establishments with 500 to 999 employees	—	X	X	X
	Establishments with 1,000 employees or more	—	X	X	X
237	Heavy and civil engineering construction				
	All establishments	61	1 036	11 550	61 744
	Establishments with 1 to 4 employees	20	X	X	X
	Establishments with 5 to 9 employees	16	X	X	X
	Establishments with 10 to 19 employees	11	X	X	X
	Establishments with 20 to 49 employees	7	X	X	X
	Establishments with 50 to 99 employees	5	X	X	X
	Establishments with 100 to 249 employees	2	X	X	X
	Establishments with 250 to 499 employees	—	X	X	X
	Establishments with 500 to 999 employees	—	X	X	X
	Establishments with 1,000 employees or more	—	X	X	X
2371	Utility system construction				
	All establishments	27	508	5 138	23 833
	Establishments with 1 to 4 employees	6	X	X	X
	Establishments with 5 to 9 employees	7	X	X	X
	Establishments with 10 to 19 employees	8	X	X	X
	Establishments with 20 to 49 employees	3	X	X	X
	Establishments with 50 to 99 employees	2	X	X	X
	Establishments with 100 to 249 employees	1	X	X	X
	Establishments with 250 to 499 employees	—	X	X	X
	Establishments with 500 to 999 employees	—	X	X	X
	Establishments with 1,000 employees or more	—	X	X	X
23711	Water and sewer line and related structures construction				
	All establishments	14	404	4 179	19 428
	Establishments with 1 to 4 employees	2	X	X	X
	Establishments with 5 to 9 employees	5	X	X	X
	Establishments with 10 to 19 employees	1	X	X	X
	Establishments with 20 to 49 employees	3	X	X	X
	Establishments with 50 to 99 employees	2	X	X	X
	Establishments with 100 to 249 employees	1	X	X	X
	Establishments with 250 to 499 employees	—	X	X	X
	Establishments with 500 to 999 employees	—	X	X	X
	Establishments with 1,000 employees or more	—	X	X	X

See footnotes at end of table.

Table 5. Establishments, Employees, and Payroll by Industry and Employment Size of Establishments by County: 2004—Con.

[Excludes most government employees, railroad employees, and self-employed persons. Size class 1 to 4 employees includes establishments having payroll, but no employees, during mid-March pay period. For meaning of abbreviations and symbols, see introductory text. For explanation of terms, see Appendix A. For statement on reliability, see the note at the end of the table and Appendix C]

NAICS code	Geography, kind of business, and employment size class	Establishments (number)	Paid employees for pay period including March 12 (number)	First-quarter payroll (\$1,000)	Annual payroll (\$1,000)
23	CAMDEN—Con.				
	Construction—Con.				
237	Heavy and civil engineering construction—Con.				
2371	Utility system construction—Con.				
23711	Water and sewer line and related structures construction—Con.				
237110	Water and sewer line and related structures construction				
	All establishments	14	404	4 179	19 428
	Establishments with 1 to 4 employees	2	X	X	X
	Establishments with 5 to 9 employees	5	X	X	X
	Establishments with 10 to 19 employees	1	X	X	X
	Establishments with 20 to 49 employees	3	X	X	X
	Establishments with 50 to 99 employees	2	X	X	X
	Establishments with 100 to 249 employees	1	X	X	X
	Establishments with 250 to 499 employees	—	X	X	X
	Establishments with 500 to 999 employees	—	X	X	X
	Establishments with 1,000 employees or more	—	X	X	X
23713	Power and communication line and related structures construction				
	All establishments	12	c	D	D
	Establishments with 1 to 4 employees	3	X	X	X
	Establishments with 5 to 9 employees	2	X	X	X
	Establishments with 10 to 19 employees	7	X	X	X
	Establishments with 20 to 49 employees	—	X	X	X
	Establishments with 50 to 99 employees	—	X	X	X
	Establishments with 100 to 249 employees	—	X	X	X
	Establishments with 250 to 499 employees	—	X	X	X
	Establishments with 500 to 999 employees	—	X	X	X
	Establishments with 1,000 employees or more	—	X	X	X
237130	Power and communication line and related structures construction				
	All establishments	12	c	D	D
	Establishments with 1 to 4 employees	3	X	X	X
	Establishments with 5 to 9 employees	2	X	X	X
	Establishments with 10 to 19 employees	7	X	X	X
	Establishments with 20 to 49 employees	—	X	X	X
	Establishments with 50 to 99 employees	—	X	X	X
	Establishments with 100 to 249 employees	—	X	X	X
	Establishments with 250 to 499 employees	—	X	X	X
	Establishments with 500 to 999 employees	—	X	X	X
	Establishments with 1,000 employees or more	—	X	X	X
2373	Highway, street, and bridge construction				
	All establishments	18	356	3 831	24 370
	Establishments with 1 to 4 employees	5	X	X	X
	Establishments with 5 to 9 employees	7	X	X	X
	Establishments with 10 to 19 employees	1	X	X	X
	Establishments with 20 to 49 employees	2	X	X	X
	Establishments with 50 to 99 employees	2	X	X	X
	Establishments with 100 to 249 employees	1	X	X	X
	Establishments with 250 to 499 employees	—	X	X	X
	Establishments with 500 to 999 employees	—	X	X	X
	Establishments with 1,000 employees or more	—	X	X	X
23731	Highway, street, and bridge construction				
	All establishments	18	356	3 831	24 370
	Establishments with 1 to 4 employees	5	X	X	X
	Establishments with 5 to 9 employees	7	X	X	X
	Establishments with 10 to 19 employees	1	X	X	X
	Establishments with 20 to 49 employees	2	X	X	X
	Establishments with 50 to 99 employees	2	X	X	X
	Establishments with 100 to 249 employees	1	X	X	X
	Establishments with 250 to 499 employees	—	X	X	X
	Establishments with 500 to 999 employees	—	X	X	X
	Establishments with 1,000 employees or more	—	X	X	X
237310	Highway, street, and bridge construction				
	All establishments	18	356	3 831	24 370
	Establishments with 1 to 4 employees	5	X	X	X
	Establishments with 5 to 9 employees	7	X	X	X
	Establishments with 10 to 19 employees	1	X	X	X
	Establishments with 20 to 49 employees	2	X	X	X
	Establishments with 50 to 99 employees	2	X	X	X
	Establishments with 100 to 249 employees	1	X	X	X
	Establishments with 250 to 499 employees	—	X	X	X
	Establishments with 500 to 999 employees	—	X	X	X
	Establishments with 1,000 employees or more	—	X	X	X
2379	Other heavy and civil engineering construction				
	All establishments	6	102	2 004	10 983
	Establishments with 1 to 4 employees	3	X	X	X
	Establishments with 5 to 9 employees	—	X	X	X
	Establishments with 10 to 19 employees	1	X	X	X
	Establishments with 20 to 49 employees	1	X	X	X
	Establishments with 50 to 99 employees	1	X	X	X
	Establishments with 100 to 249 employees	—	X	X	X
	Establishments with 250 to 499 employees	—	X	X	X
	Establishments with 500 to 999 employees	—	X	X	X
	Establishments with 1,000 employees or more	—	X	X	X

See footnotes at end of table.

Table 5. Establishments, Employees, and Payroll by Industry and Employment Size of Establishments by County: 2004—Con.

[Excludes most government employees, railroad employees, and self-employed persons. Size class 1 to 4 employees includes establishments having payroll, but no employees, during mid-March pay period. For meaning of abbreviations and symbols, see introductory text. For explanation of terms, see Appendix A. For statement on reliability, see the note at the end of the table and Appendix C]

NAICS code	Geography, kind of business, and employment size class	Establishments (number)	Paid employees for pay period including March 12 (number)	First-quarter payroll (\$1,000)	Annual payroll (\$1,000)
23	CAMDEN—Con.				
	Construction—Con.				
237	Heavy and civil engineering construction—Con.				
2379	Other heavy and civil engineering construction—Con.				
23799	Other heavy and civil engineering construction				
	All establishments	6	102	2 004	10 983
	Establishments with 1 to 4 employees	3	X	X	X
	Establishments with 5 to 9 employees	—	X	X	X
	Establishments with 10 to 19 employees	1	X	X	X
	Establishments with 20 to 49 employees	1	X	X	X
	Establishments with 50 to 99 employees	1	X	X	X
	Establishments with 100 to 249 employees	—	X	X	X
	Establishments with 250 to 499 employees	—	X	X	X
	Establishments with 500 to 999 employees	—	X	X	X
	Establishments with 1,000 employees or more	—	X	X	X
237990	Other heavy and civil engineering construction				
	All establishments	6	102	2 004	10 983
	Establishments with 1 to 4 employees	3	X	X	X
	Establishments with 5 to 9 employees	—	X	X	X
	Establishments with 10 to 19 employees	1	X	X	X
	Establishments with 20 to 49 employees	1	X	X	X
	Establishments with 50 to 99 employees	1	X	X	X
	Establishments with 100 to 249 employees	—	X	X	X
	Establishments with 250 to 499 employees	—	X	X	X
	Establishments with 500 to 999 employees	—	X	X	X
	Establishments with 1,000 employees or more	—	X	X	X
238	Specialty trade contractors				
	All establishments	874	7 494	70 490	332 579
	Establishments with 1 to 4 employees	518	X	X	X
	Establishments with 5 to 9 employees	151	X	X	X
	Establishments with 10 to 19 employees	115	X	X	X
	Establishments with 20 to 49 employees	66	X	X	X
	Establishments with 50 to 99 employees	16	X	X	X
	Establishments with 100 to 249 employees	8	X	X	X
	Establishments with 250 to 499 employees	—	X	X	X
	Establishments with 500 to 999 employees	—	X	X	X
	Establishments with 1,000 employees or more	—	X	X	X
2381	Foundation, structure, and building exterior contractors				
	All establishments	191	1 568	13 291	66 202
	Establishments with 1 to 4 employees	121	X	X	X
	Establishments with 5 to 9 employees	28	X	X	X
	Establishments with 10 to 19 employees	26	X	X	X
	Establishments with 20 to 49 employees	11	X	X	X
	Establishments with 50 to 99 employees	2	X	X	X
	Establishments with 100 to 249 employees	3	X	X	X
	Establishments with 250 to 499 employees	—	X	X	X
	Establishments with 500 to 999 employees	—	X	X	X
	Establishments with 1,000 employees or more	—	X	X	X
23811	Poured concrete foundation and structure contractors				
	All establishments	38	273	1 504	8 622
	Establishments with 1 to 4 employees	19	X	X	X
	Establishments with 5 to 9 employees	7	X	X	X
	Establishments with 10 to 19 employees	8	X	X	X
	Establishments with 20 to 49 employees	4	X	X	X
	Establishments with 50 to 99 employees	—	X	X	X
	Establishments with 100 to 249 employees	—	X	X	X
	Establishments with 250 to 499 employees	—	X	X	X
	Establishments with 500 to 999 employees	—	X	X	X
	Establishments with 1,000 employees or more	—	X	X	X
238110	Poured concrete foundation and structure contractors				
	All establishments	38	273	1 504	8 622
	Establishments with 1 to 4 employees	19	X	X	X
	Establishments with 5 to 9 employees	7	X	X	X
	Establishments with 10 to 19 employees	8	X	X	X
	Establishments with 20 to 49 employees	4	X	X	X
	Establishments with 50 to 99 employees	—	X	X	X
	Establishments with 100 to 249 employees	—	X	X	X
	Establishments with 250 to 499 employees	—	X	X	X
	Establishments with 500 to 999 employees	—	X	X	X
	Establishments with 1,000 employees or more	—	X	X	X
23812	Structural steel and precast concrete contractors				
	All establishments	10	287	2 579	12 598
	Establishments with 1 to 4 employees	2	X	X	X
	Establishments with 5 to 9 employees	2	X	X	X
	Establishments with 10 to 19 employees	2	X	X	X
	Establishments with 20 to 49 employees	3	X	X	X
	Establishments with 50 to 99 employees	—	X	X	X
	Establishments with 100 to 249 employees	1	X	X	X
	Establishments with 250 to 499 employees	—	X	X	X
	Establishments with 500 to 999 employees	—	X	X	X
	Establishments with 1,000 employees or more	—	X	X	X

See footnotes at end of table.

Table 5. Establishments, Employees, and Payroll by Industry and Employment Size of Establishments by County: 2004—Con.

[Excludes most government employees, railroad employees, and self-employed persons. Size class 1 to 4 employees includes establishments having payroll, but no employees, during mid-March pay period. For meaning of abbreviations and symbols, see introductory text. For explanation of terms, see Appendix A. For statement on reliability, see the note at the end of the table and Appendix C]

NAICS code	Geography, kind of business, and employment size class	Establishments (number)	Paid employees for pay period including March 12 (number)	First-quarter payroll (\$1,000)	Annual payroll (\$1,000)
23	CAMDEN—Con.				
	Construction—Con.				
238	Specialty trade contractors—Con.				
2381	Foundation, structure, and building exterior contractors—Con.				
23812	Structural steel and precast concrete contractors—Con.				
238120	Structural steel and precast concrete contractors				
	All establishments	10	287	2 579	12 598
	Establishments with 1 to 4 employees	2	X	X	X
	Establishments with 5 to 9 employees	2	X	X	X
	Establishments with 10 to 19 employees	2	X	X	X
	Establishments with 20 to 49 employees	2	X	X	X
	Establishments with 50 to 99 employees	1	X	X	X
	Establishments with 100 to 249 employees	1	X	X	X
	Establishments with 250 to 499 employees	—	X	X	X
	Establishments with 500 to 999 employees	—	X	X	X
	Establishments with 1,000 employees or more	—	X	X	X
23813	Framing contractors				
	All establishments	28	141	1 044	5 498
	Establishments with 1 to 4 employees	20	X	X	X
	Establishments with 5 to 9 employees	4	X	X	X
	Establishments with 10 to 19 employees	2	X	X	X
	Establishments with 20 to 49 employees	2	X	X	X
	Establishments with 50 to 99 employees	—	X	X	X
	Establishments with 100 to 249 employees	—	X	X	X
	Establishments with 250 to 499 employees	—	X	X	X
	Establishments with 500 to 999 employees	—	X	X	X
	Establishments with 1,000 employees or more	—	X	X	X
238130	Framing contractors				
	All establishments	28	141	1 044	5 498
	Establishments with 1 to 4 employees	20	X	X	X
	Establishments with 5 to 9 employees	4	X	X	X
	Establishments with 10 to 19 employees	2	X	X	X
	Establishments with 20 to 49 employees	2	X	X	X
	Establishments with 50 to 99 employees	—	X	X	X
	Establishments with 100 to 249 employees	—	X	X	X
	Establishments with 250 to 499 employees	—	X	X	X
	Establishments with 500 to 999 employees	—	X	X	X
	Establishments with 1,000 employees or more	—	X	X	X
23814	Masonry contractors				
	All establishments	44	309	2 284	12 044
	Establishments with 1 to 4 employees	32	X	X	X
	Establishments with 5 to 9 employees	3	X	X	X
	Establishments with 10 to 19 employees	7	X	X	X
	Establishments with 20 to 49 employees	1	X	X	X
	Establishments with 50 to 99 employees	—	X	X	X
	Establishments with 100 to 249 employees	1	X	X	X
	Establishments with 250 to 499 employees	—	X	X	X
	Establishments with 500 to 999 employees	—	X	X	X
	Establishments with 1,000 employees or more	—	X	X	X
238140	Masonry contractors				
	All establishments	44	309	2 284	12 044
	Establishments with 1 to 4 employees	32	X	X	X
	Establishments with 5 to 9 employees	3	X	X	X
	Establishments with 10 to 19 employees	7	X	X	X
	Establishments with 20 to 49 employees	1	X	X	X
	Establishments with 50 to 99 employees	—	X	X	X
	Establishments with 100 to 249 employees	1	X	X	X
	Establishments with 250 to 499 employees	—	X	X	X
	Establishments with 500 to 999 employees	—	X	X	X
	Establishments with 1,000 employees or more	—	X	X	X
23815	Glass and glazing contractors				
	All establishments	8	110	1 169	6 155
	Establishments with 1 to 4 employees	5	X	X	X
	Establishments with 5 to 9 employees	—	X	X	X
	Establishments with 10 to 19 employees	2	X	X	X
	Establishments with 20 to 49 employees	—	X	X	X
	Establishments with 50 to 99 employees	1	X	X	X
	Establishments with 100 to 249 employees	—	X	X	X
	Establishments with 250 to 499 employees	—	X	X	X
	Establishments with 500 to 999 employees	—	X	X	X
	Establishments with 1,000 employees or more	—	X	X	X
238150	Glass and glazing contractors				
	All establishments	8	110	1 169	6 155
	Establishments with 1 to 4 employees	5	X	X	X
	Establishments with 5 to 9 employees	—	X	X	X
	Establishments with 10 to 19 employees	2	X	X	X
	Establishments with 20 to 49 employees	—	X	X	X
	Establishments with 50 to 99 employees	1	X	X	X
	Establishments with 100 to 249 employees	—	X	X	X
	Establishments with 250 to 499 employees	—	X	X	X
	Establishments with 500 to 999 employees	—	X	X	X
	Establishments with 1,000 employees or more	—	X	X	X

See footnotes at end of table.

Table 5. Establishments, Employees, and Payroll by Industry and Employment Size of Establishments by County: 2004—Con.

[Excludes most government employees, railroad employees, and self-employed persons. Size class 1 to 4 employees includes establishments having payroll, but no employees, during mid-March pay period. For meaning of abbreviations and symbols, see introductory text. For explanation of terms, see Appendix A. For statement on reliability, see the note at the end of the table and Appendix C]

NAICS code	Geography, kind of business, and employment size class	Establishments (number)	Paid employees for pay period including March 12 (number)	First-quarter payroll (\$1,000)	Annual payroll (\$1,000)
	CAMDEN—Con.				
23	Construction—Con.				
238	Specialty trade contractors—Con.				
2381	Foundation, structure, and building exterior contractors—Con.				
23815	Glass and glazing contractors—Con.				
238150	Glass and glazing contractors—Con.				
	All establishments—Con.				
	Establishments with 1,000 employees or more	—	X	X	X
23816	Roofing contractors				
	All establishments	33	284	2 492	12 372
	Establishments with 1 to 4 employees	19	X	X	X
	Establishments with 5 to 9 employees	9	X	X	X
	Establishments with 10 to 19 employees	3	X	X	X
	Establishments with 20 to 49 employees	1	X	X	X
	Establishments with 50 to 99 employees	—	X	X	X
	Establishments with 100 to 249 employees	1	X	X	X
	Establishments with 250 to 499 employees	—	X	X	X
	Establishments with 500 to 999 employees	—	X	X	X
	Establishments with 1,000 employees or more	—	X	X	X
238160	Roofing contractors				
	All establishments	33	284	2 492	12 372
	Establishments with 1 to 4 employees	19	X	X	X
	Establishments with 5 to 9 employees	9	X	X	X
	Establishments with 10 to 19 employees	3	X	X	X
	Establishments with 20 to 49 employees	1	X	X	X
	Establishments with 50 to 99 employees	—	X	X	X
	Establishments with 100 to 249 employees	1	X	X	X
	Establishments with 250 to 499 employees	—	X	X	X
	Establishments with 500 to 999 employees	—	X	X	X
	Establishments with 1,000 employees or more	—	X	X	X
2382	Building equipment contractors				
	All establishments	353	3 256	33 347	151 349
	Establishments with 1 to 4 employees	191	X	X	X
	Establishments with 5 to 9 employees	64	X	X	X
	Establishments with 10 to 19 employees	52	X	X	X
	Establishments with 20 to 49 employees	36	X	X	X
	Establishments with 50 to 99 employees	9	X	X	X
	Establishments with 100 to 249 employees	1	X	X	X
	Establishments with 250 to 499 employees	—	X	X	X
	Establishments with 500 to 999 employees	—	X	X	X
	Establishments with 1,000 employees or more	—	X	X	X
23821	Electrical Contractors				
	All establishments	132	1 175	10 970	52 168
	Establishments with 1 to 4 employees	69	X	X	X
	Establishments with 5 to 9 employees	26	X	X	X
	Establishments with 10 to 19 employees	19	X	X	X
	Establishments with 20 to 49 employees	15	X	X	X
	Establishments with 50 to 99 employees	3	X	X	X
	Establishments with 100 to 249 employees	—	X	X	X
	Establishments with 250 to 499 employees	—	X	X	X
	Establishments with 500 to 999 employees	—	X	X	X
	Establishments with 1,000 employees or more	—	X	X	X
238210	Electrical Contractors				
	All establishments	132	1 175	10 970	52 168
	Establishments with 1 to 4 employees	69	X	X	X
	Establishments with 5 to 9 employees	26	X	X	X
	Establishments with 10 to 19 employees	19	X	X	X
	Establishments with 20 to 49 employees	15	X	X	X
	Establishments with 50 to 99 employees	3	X	X	X
	Establishments with 100 to 249 employees	—	X	X	X
	Establishments with 250 to 499 employees	—	X	X	X
	Establishments with 500 to 999 employees	—	X	X	X
	Establishments with 1,000 employees or more	—	X	X	X
23822	Plumbing, heating, and air-conditioning contractors				
	All establishments	209	1 846	18 704	84 163
	Establishments with 1 to 4 employees	118	X	X	X
	Establishments with 5 to 9 employees	36	X	X	X
	Establishments with 10 to 19 employees	32	X	X	X
	Establishments with 20 to 49 employees	18	X	X	X
	Establishments with 50 to 99 employees	4	X	X	X
	Establishments with 100 to 249 employees	1	X	X	X
	Establishments with 250 to 499 employees	—	X	X	X
	Establishments with 500 to 999 employees	—	X	X	X
	Establishments with 1,000 employees or more	—	X	X	X

See footnotes at end of table.

Table 5. Establishments, Employees, and Payroll by Industry and Employment Size of Establishments by County: 2004—Con.

[Excludes most government employees, railroad employees, and self-employed persons. Size class 1 to 4 employees includes establishments having payroll, but no employees, during mid-March pay period. For meaning of abbreviations and symbols, see introductory text. For explanation of terms, see Appendix A. For statement on reliability, see the note at the end of the table and Appendix C]

NAICS code	Geography, kind of business, and employment size class	Establishments (number)	Paid employees for pay period including March 12 (number)	First-quarter payroll (\$1,000)	Annual payroll (\$1,000)
23	CAMDEN—Con.				
	Construction—Con.				
238	Specialty trade contractors—Con.				
2382	Building equipment contractors—Con.				
23822	Plumbing, heating, and air-conditioning contractors—Con.				
238220	Plumbing, heating, and air-conditioning contractors				
	All establishments	209	1 846	18 704	84 163
	Establishments with 1 to 4 employees	118	X	X	X
	Establishments with 5 to 9 employees	36	X	X	X
	Establishments with 10 to 19 employees	32	X	X	X
	Establishments with 20 to 49 employees	18	X	X	X
	Establishments with 50 to 99 employees	4	X	X	X
	Establishments with 100 to 249 employees	1	X	X	X
	Establishments with 250 to 499 employees	—	X	X	X
	Establishments with 500 to 999 employees	—	X	X	X
	Establishments with 1,000 employees or more	—	X	X	X
23829	Other building equipment contractors				
	All establishments	12	235	3 673	15 018
	Establishments with 1 to 4 employees	4	X	X	X
	Establishments with 5 to 9 employees	2	X	X	X
	Establishments with 10 to 19 employees	1	X	X	X
	Establishments with 20 to 49 employees	3	X	X	X
	Establishments with 50 to 99 employees	2	X	X	X
	Establishments with 100 to 249 employees	—	X	X	X
	Establishments with 250 to 499 employees	—	X	X	X
	Establishments with 500 to 999 employees	—	X	X	X
	Establishments with 1,000 employees or more	—	X	X	X
238290	Other building equipment contractors				
	All establishments	12	235	3 673	15 018
	Establishments with 1 to 4 employees	4	X	X	X
	Establishments with 5 to 9 employees	2	X	X	X
	Establishments with 10 to 19 employees	1	X	X	X
	Establishments with 20 to 49 employees	3	X	X	X
	Establishments with 50 to 99 employees	2	X	X	X
	Establishments with 100 to 249 employees	—	X	X	X
	Establishments with 250 to 499 employees	—	X	X	X
	Establishments with 500 to 999 employees	—	X	X	X
	Establishments with 1,000 employees or more	—	X	X	X
2383	Building finishing contractors				
	All establishments	234	1 695	16 595	76 059
	Establishments with 1 to 4 employees	146	X	X	X
	Establishments with 5 to 9 employees	41	X	X	X
	Establishments with 10 to 19 employees	27	X	X	X
	Establishments with 20 to 49 employees	15	X	X	X
	Establishments with 50 to 99 employees	3	X	X	X
	Establishments with 100 to 249 employees	2	X	X	X
	Establishments with 250 to 499 employees	—	X	X	X
	Establishments with 500 to 999 employees	—	X	X	X
	Establishments with 1,000 employees or more	—	X	X	X
23831	Drywall and insulation contractors				
	All establishments	41	530	5 402	26 594
	Establishments with 1 to 4 employees	19	X	X	X
	Establishments with 5 to 9 employees	6	X	X	X
	Establishments with 10 to 19 employees	7	X	X	X
	Establishments with 20 to 49 employees	7	X	X	X
	Establishments with 50 to 99 employees	2	X	X	X
	Establishments with 100 to 249 employees	—	X	X	X
	Establishments with 250 to 499 employees	—	X	X	X
	Establishments with 500 to 999 employees	—	X	X	X
	Establishments with 1,000 employees or more	—	X	X	X
238310	Drywall and insulation contractors				
	All establishments	41	530	5 402	26 594
	Establishments with 1 to 4 employees	19	X	X	X
	Establishments with 5 to 9 employees	6	X	X	X
	Establishments with 10 to 19 employees	7	X	X	X
	Establishments with 20 to 49 employees	7	X	X	X
	Establishments with 50 to 99 employees	2	X	X	X
	Establishments with 100 to 249 employees	—	X	X	X
	Establishments with 250 to 499 employees	—	X	X	X
	Establishments with 500 to 999 employees	—	X	X	X
	Establishments with 1,000 employees or more	—	X	X	X
23832	Painting and wall covering contractors				
	All establishments	63	277	1 676	7 801
	Establishments with 1 to 4 employees	41	X	X	X
	Establishments with 5 to 9 employees	14	X	X	X
	Establishments with 10 to 19 employees	6	X	X	X
	Establishments with 20 to 49 employees	2	X	X	X
	Establishments with 50 to 99 employees	—	X	X	X
	Establishments with 100 to 249 employees	—	X	X	X
	Establishments with 250 to 499 employees	—	X	X	X
	Establishments with 500 to 999 employees	—	X	X	X
	Establishments with 1,000 employees or more	—	X	X	X

See footnotes at end of table.

Table 5. Establishments, Employees, and Payroll by Industry and Employment Size of Establishments by County: 2004—Con.

[Excludes most government employees, railroad employees, and self-employed persons. Size class 1 to 4 employees includes establishments having payroll, but no employees, during mid-March pay period. For meaning of abbreviations and symbols, see introductory text. For explanation of terms, see Appendix A. For statement on reliability, see the note at the end of the table and Appendix C]

NAICS code	Geography, kind of business, and employment size class	Establishments (number)	Paid employees for pay period including March 12 (number)	First-quarter payroll (\$1,000)	Annual payroll (\$1,000)
23	CAMDEN—Con.				
	Construction—Con.				
238	Specialty trade contractors—Con.				
2383	Building finishing contractors—Con.				
23832	Painting and wall covering contractors—Con.				
238320	Painting and wall covering contractors				
	All establishments	63	277	1 676	7 801
	Establishments with 1 to 4 employees	41	X	X	X
	Establishments with 5 to 9 employees	14	X	X	X
	Establishments with 10 to 19 employees	6	X	X	X
	Establishments with 20 to 49 employees	2	X	X	X
	Establishments with 50 to 99 employees	—	X	X	X
	Establishments with 100 to 249 employees	—	X	X	X
	Establishments with 250 to 499 employees	—	X	X	X
	Establishments with 500 to 999 employees	—	X	X	X
	Establishments with 1,000 employees or more	—	X	X	X
23833	Flooring contractors				
	All establishments	39	282	3 866	15 018
	Establishments with 1 to 4 employees	24	X	X	X
	Establishments with 5 to 9 employees	8	X	X	X
	Establishments with 10 to 19 employees	5	X	X	X
	Establishments with 20 to 49 employees	1	X	X	X
	Establishments with 50 to 99 employees	—	X	X	X
	Establishments with 100 to 249 employees	1	X	X	X
	Establishments with 250 to 499 employees	—	X	X	X
	Establishments with 500 to 999 employees	—	X	X	X
	Establishments with 1,000 employees or more	—	X	X	X
238330	Flooring contractors				
	All establishments	39	282	3 866	15 018
	Establishments with 1 to 4 employees	24	X	X	X
	Establishments with 5 to 9 employees	8	X	X	X
	Establishments with 10 to 19 employees	5	X	X	X
	Establishments with 20 to 49 employees	1	X	X	X
	Establishments with 50 to 99 employees	—	X	X	X
	Establishments with 100 to 249 employees	1	X	X	X
	Establishments with 250 to 499 employees	—	X	X	X
	Establishments with 500 to 999 employees	—	X	X	X
	Establishments with 1,000 employees or more	—	X	X	X
23834	Tile and terrazzo contractors				
	All establishments	17	110	850	3 937
	Establishments with 1 to 4 employees	12	X	X	X
	Establishments with 5 to 9 employees	3	X	X	X
	Establishments with 10 to 19 employees	—	X	X	X
	Establishments with 20 to 49 employees	2	X	X	X
	Establishments with 50 to 99 employees	—	X	X	X
	Establishments with 100 to 249 employees	—	X	X	X
	Establishments with 250 to 499 employees	—	X	X	X
	Establishments with 500 to 999 employees	—	X	X	X
	Establishments with 1,000 employees or more	—	X	X	X
238340	Tile and terrazzo contractors				
	All establishments	17	110	850	3 937
	Establishments with 1 to 4 employees	12	X	X	X
	Establishments with 5 to 9 employees	3	X	X	X
	Establishments with 10 to 19 employees	—	X	X	X
	Establishments with 20 to 49 employees	2	X	X	X
	Establishments with 50 to 99 employees	—	X	X	X
	Establishments with 100 to 249 employees	—	X	X	X
	Establishments with 250 to 499 employees	—	X	X	X
	Establishments with 500 to 999 employees	—	X	X	X
	Establishments with 1,000 employees or more	—	X	X	X
23835	Finish carpentry contractors				
	All establishments	52	181	1 399	7 140
	Establishments with 1 to 4 employees	40	X	X	X
	Establishments with 5 to 9 employees	6	X	X	X
	Establishments with 10 to 19 employees	5	X	X	X
	Establishments with 20 to 49 employees	1	X	X	X
	Establishments with 50 to 99 employees	—	X	X	X
	Establishments with 100 to 249 employees	—	X	X	X
	Establishments with 250 to 499 employees	—	X	X	X
	Establishments with 500 to 999 employees	—	X	X	X
	Establishments with 1,000 employees or more	—	X	X	X
238350	Finish carpentry contractors				
	All establishments	52	181	1 399	7 140
	Establishments with 1 to 4 employees	40	X	X	X
	Establishments with 5 to 9 employees	6	X	X	X
	Establishments with 10 to 19 employees	5	X	X	X
	Establishments with 20 to 49 employees	1	X	X	X
	Establishments with 50 to 99 employees	—	X	X	X
	Establishments with 100 to 249 employees	—	X	X	X
	Establishments with 250 to 499 employees	—	X	X	X
	Establishments with 500 to 999 employees	—	X	X	X
	Establishments with 1,000 employees or more	—	X	X	X

See footnotes at end of table.

Table 5. Establishments, Employees, and Payroll by Industry and Employment Size of Establishments by County: 2004—Con.

[Excludes most government employees, railroad employees, and self-employed persons. Size class 1 to 4 employees includes establishments having payroll, but no employees, during mid-March pay period. For meaning of abbreviations and symbols, see introductory text. For explanation of terms, see Appendix A. For statement on reliability, see the note at the end of the table and Appendix C]

NAICS code	Geography, kind of business, and employment size class	Establishments (number)	Paid employees for pay period including March 12 (number)	First-quarter payroll (\$1,000)	Annual payroll (\$1,000)
	CAMDEN—Con.				
23	Construction—Con.				
238	Specialty trade contractors—Con.				
2383	Building finishing contractors—Con.				
23835	Finish carpentry contractors—Con.				
238350	Finish carpentry contractors—Con.				
	All establishments—Con.				
	Establishments with 1,000 employees or more	—	X	X	X
23839	Other building finishing contractors				
	All establishments	22	315	3 402	15 569
	Establishments with 1 to 4 employees	10	X	X	X
	Establishments with 5 to 9 employees	4	X	X	X
	Establishments with 10 to 19 employees	4	X	X	X
	Establishments with 20 to 49 employees	2	X	X	X
	Establishments with 50 to 99 employees	1	X	X	X
	Establishments with 100 to 249 employees	1	X	X	X
	Establishments with 250 to 499 employees	—	X	X	X
	Establishments with 500 to 999 employees	—	X	X	X
	Establishments with 1,000 employees or more	—	X	X	X
238390	Other building finishing contractors				
	All establishments	22	315	3 402	15 569
	Establishments with 1 to 4 employees	10	X	X	X
	Establishments with 5 to 9 employees	4	X	X	X
	Establishments with 10 to 19 employees	4	X	X	X
	Establishments with 20 to 49 employees	2	X	X	X
	Establishments with 50 to 99 employees	1	X	X	X
	Establishments with 100 to 249 employees	1	X	X	X
	Establishments with 250 to 499 employees	—	X	X	X
	Establishments with 500 to 999 employees	—	X	X	X
	Establishments with 1,000 employees or more	—	X	X	X
2389	Other specialty trade contractors				
	All establishments	96	975	7 257	38 969
	Establishments with 1 to 4 employees	60	X	X	X
	Establishments with 5 to 9 employees	18	X	X	X
	Establishments with 10 to 19 employees	10	X	X	X
	Establishments with 20 to 49 employees	4	X	X	X
	Establishments with 50 to 99 employees	2	X	X	X
	Establishments with 100 to 249 employees	2	X	X	X
	Establishments with 250 to 499 employees	—	X	X	X
	Establishments with 500 to 999 employees	—	X	X	X
	Establishments with 1,000 employees or more	—	X	X	X
23891	Site preparation contractors				
	All establishments	38	648	5 146	25 902
	Establishments with 1 to 4 employees	22	X	X	X
	Establishments with 5 to 9 employees	7	X	X	X
	Establishments with 10 to 19 employees	5	X	X	X
	Establishments with 20 to 49 employees	1	X	X	X
	Establishments with 50 to 99 employees	1	X	X	X
	Establishments with 100 to 249 employees	2	X	X	X
	Establishments with 250 to 499 employees	—	X	X	X
	Establishments with 500 to 999 employees	—	X	X	X
	Establishments with 1,000 employees or more	—	X	X	X
238910	Site preparation contractors				
	All establishments	38	648	5 146	25 902
	Establishments with 1 to 4 employees	22	X	X	X
	Establishments with 5 to 9 employees	7	X	X	X
	Establishments with 10 to 19 employees	5	X	X	X
	Establishments with 20 to 49 employees	1	X	X	X
	Establishments with 50 to 99 employees	1	X	X	X
	Establishments with 100 to 249 employees	2	X	X	X
	Establishments with 250 to 499 employees	—	X	X	X
	Establishments with 500 to 999 employees	—	X	X	X
	Establishments with 1,000 employees or more	—	X	X	X
23899	All other specialty trade contractors				
	All establishments	58	327	2 111	13 067
	Establishments with 1 to 4 employees	38	X	X	X
	Establishments with 5 to 9 employees	11	X	X	X
	Establishments with 10 to 19 employees	5	X	X	X
	Establishments with 20 to 49 employees	3	X	X	X
	Establishments with 50 to 99 employees	1	X	X	X
	Establishments with 100 to 249 employees	—	X	X	X
	Establishments with 250 to 499 employees	—	X	X	X
	Establishments with 500 to 999 employees	—	X	X	X
	Establishments with 1,000 employees or more	—	X	X	X

See footnotes at end of table.

Table 5. Establishments, Employees, and Payroll by Industry and Employment Size of Establishments by County: 2004—Con.

[Excludes most government employees, railroad employees, and self-employed persons. Size class 1 to 4 employees includes establishments having payroll, but no employees, during mid-March pay period. For meaning of abbreviations and symbols, see introductory text. For explanation of terms, see Appendix A. For statement on reliability, see the note at the end of the table and Appendix C]

NAICS code	Geography, kind of business, and employment size class	Establishments (number)	Paid employees for pay period including March 12 (number)	First-quarter payroll (\$1,000)	Annual payroll (\$1,000)
23	CAMDEN—Con.				
	Construction—Con.				
238	Specialty trade contractors—Con.				
2389	Other specialty trade contractors—Con.				
23899	All other specialty trade contractors—Con.				
238990	All other specialty trade contractors				
	All establishments	58	327	2 111	13 067
	Establishments with 1 to 4 employees	38	X	X	X
	Establishments with 5 to 9 employees	11	X	X	X
	Establishments with 10 to 19 employees	5	X	X	X
	Establishments with 20 to 49 employees	3	X	X	X
	Establishments with 50 to 99 employees	1	X	X	X
	Establishments with 100 to 249 employees	—	X	X	X
	Establishments with 250 to 499 employees	—	X	X	X
	Establishments with 500 to 999 employees	—	X	X	X
	Establishments with 1,000 employees or more	—	X	X	X
31-33	Manufacturing				
	All establishments	535	15 796	165 125	717 444
	Establishments with 1 to 4 employees	184	X	X	X
	Establishments with 5 to 9 employees	101	X	X	X
	Establishments with 10 to 19 employees	94	X	X	X
	Establishments with 20 to 49 employees	91	X	X	X
	Establishments with 50 to 99 employees	34	X	X	X
	Establishments with 100 to 249 employees	22	X	X	X
	Establishments with 250 to 499 employees	5	X	X	X
	Establishments with 500 to 999 employees	3	X	X	X
	Establishments with 1,000 employees or more	1	X	X	X
311	Food manufacturing				
	All establishments	57	2 296	20 100	84 777
	Establishments with 1 to 4 employees	13	X	X	X
	Establishments with 5 to 9 employees	10	X	X	X
	Establishments with 10 to 19 employees	12	X	X	X
	Establishments with 20 to 49 employees	11	X	X	X
	Establishments with 50 to 99 employees	5	X	X	X
	Establishments with 100 to 249 employees	4	X	X	X
	Establishments with 250 to 499 employees	2	X	X	X
	Establishments with 500 to 999 employees	—	X	X	X
	Establishments with 1,000 employees or more	—	X	X	X
3111	Animal food manufacturing				
	All establishments	1	e	D	D
	Establishments with 1 to 4 employees	—	X	X	X
	Establishments with 5 to 9 employees	—	X	X	X
	Establishments with 10 to 19 employees	—	X	X	X
	Establishments with 20 to 49 employees	—	X	X	X
	Establishments with 50 to 99 employees	—	X	X	X
	Establishments with 100 to 249 employees	—	X	X	X
	Establishments with 250 to 499 employees	1	X	X	X
	Establishments with 500 to 999 employees	—	X	X	X
	Establishments with 1,000 employees or more	—	X	X	X
31111	Animal food manufacturing				
	All establishments	1	e	D	D
	Establishments with 1 to 4 employees	—	X	X	X
	Establishments with 5 to 9 employees	—	X	X	X
	Establishments with 10 to 19 employees	—	X	X	X
	Establishments with 20 to 49 employees	—	X	X	X
	Establishments with 50 to 99 employees	—	X	X	X
	Establishments with 100 to 249 employees	—	X	X	X
	Establishments with 250 to 499 employees	1	X	X	X
	Establishments with 500 to 999 employees	—	X	X	X
	Establishments with 1,000 employees or more	—	X	X	X
311111	Dog and cat food manufacturing				
	All establishments	1	e	D	D
	Establishments with 1 to 4 employees	—	X	X	X
	Establishments with 5 to 9 employees	—	X	X	X
	Establishments with 10 to 19 employees	—	X	X	X
	Establishments with 20 to 49 employees	—	X	X	X
	Establishments with 50 to 99 employees	—	X	X	X
	Establishments with 100 to 249 employees	—	X	X	X
	Establishments with 250 to 499 employees	1	X	X	X
	Establishments with 500 to 999 employees	—	X	X	X
	Establishments with 1,000 employees or more	—	X	X	X
3113	Sugar and confectionery product manufacturing				
	All establishments	6	155	1 365	5 915
	Establishments with 1 to 4 employees	—	X	X	X
	Establishments with 5 to 9 employees	2	X	X	X
	Establishments with 10 to 19 employees	2	X	X	X
	Establishments with 20 to 49 employees	1	X	X	X
	Establishments with 50 to 99 employees	1	X	X	X
	Establishments with 100 to 249 employees	—	X	X	X
	Establishments with 250 to 499 employees	—	X	X	X
	Establishments with 500 to 999 employees	—	X	X	X
	Establishments with 1,000 employees or more	—	X	X	X

See footnotes at end of table.

Table 5. Establishments, Employees, and Payroll by Industry and Employment Size of Establishments by County: 2004—Con.

[Excludes most government employees, railroad employees, and self-employed persons. Size class 1 to 4 employees includes establishments having payroll, but no employees, during mid-March pay period. For meaning of abbreviations and symbols, see introductory text. For explanation of terms, see Appendix A. For statement on reliability, see the note at the end of the table and Appendix C]

NAICS code	Geography, kind of business, and employment size class	Establishments (number)	Paid employees for pay period including March 12 (number)	First-quarter payroll (\$1,000)	Annual payroll (\$1,000)
CAMDEN—Con.					
31-33	Manufacturing—Con.				
311	Food manufacturing—Con.				
3114	Fruit and vegetable preserving and specialty food manufacturing				
	All establishments	2	c	D	D
	Establishments with 1 to 4 employees	—	X	X	X
	Establishments with 5 to 9 employees	—	X	X	X
	Establishments with 10 to 19 employees	—	X	X	X
	Establishments with 20 to 49 employees	1	X	X	X
	Establishments with 50 to 99 employees	—	X	X	X
	Establishments with 100 to 249 employees	1	X	X	X
	Establishments with 250 to 499 employees	—	X	X	X
	Establishments with 500 to 999 employees	—	X	X	X
	Establishments with 1,000 employees or more	—	X	X	X
31142	Fruit and vegetable canning, pickling, and drying				
	All establishments	1	c	D	D
	Establishments with 1 to 4 employees	—	X	X	X
	Establishments with 5 to 9 employees	—	X	X	X
	Establishments with 10 to 19 employees	—	X	X	X
	Establishments with 20 to 49 employees	—	X	X	X
	Establishments with 50 to 99 employees	—	X	X	X
	Establishments with 100 to 249 employees	1	X	X	X
	Establishments with 250 to 499 employees	—	X	X	X
	Establishments with 500 to 999 employees	—	X	X	X
	Establishments with 1,000 employees or more	—	X	X	X
311421	Fruit and vegetable canning				
	All establishments	1	c	D	D
	Establishments with 1 to 4 employees	—	X	X	X
	Establishments with 5 to 9 employees	—	X	X	X
	Establishments with 10 to 19 employees	—	X	X	X
	Establishments with 20 to 49 employees	—	X	X	X
	Establishments with 50 to 99 employees	—	X	X	X
	Establishments with 100 to 249 employees	1	X	X	X
	Establishments with 250 to 499 employees	—	X	X	X
	Establishments with 500 to 999 employees	—	X	X	X
	Establishments with 1,000 employees or more	—	X	X	X
3116	Animal slaughtering and processing				
	All establishments	6	225	1 402	6 875
	Establishments with 1 to 4 employees	2	X	X	X
	Establishments with 5 to 9 employees	1	X	X	X
	Establishments with 10 to 19 employees	—	X	X	X
	Establishments with 20 to 49 employees	1	X	X	X
	Establishments with 50 to 99 employees	1	X	X	X
	Establishments with 100 to 249 employees	1	X	X	X
	Establishments with 250 to 499 employees	—	X	X	X
	Establishments with 500 to 999 employees	—	X	X	X
	Establishments with 1,000 employees or more	—	X	X	X
31161	Animal slaughtering and processing				
	All establishments	6	225	1 402	6 875
	Establishments with 1 to 4 employees	2	X	X	X
	Establishments with 5 to 9 employees	1	X	X	X
	Establishments with 10 to 19 employees	—	X	X	X
	Establishments with 20 to 49 employees	1	X	X	X
	Establishments with 50 to 99 employees	1	X	X	X
	Establishments with 100 to 249 employees	1	X	X	X
	Establishments with 250 to 499 employees	—	X	X	X
	Establishments with 500 to 999 employees	—	X	X	X
	Establishments with 1,000 employees or more	—	X	X	X
311611	Animal (except poultry) slaughtering				
	All establishments	2	c	D	D
	Establishments with 1 to 4 employees	1	X	X	X
	Establishments with 5 to 9 employees	—	X	X	X
	Establishments with 10 to 19 employees	—	X	X	X
	Establishments with 20 to 49 employees	—	X	X	X
	Establishments with 50 to 99 employees	—	X	X	X
	Establishments with 100 to 249 employees	1	X	X	X
	Establishments with 250 to 499 employees	—	X	X	X
	Establishments with 500 to 999 employees	—	X	X	X
	Establishments with 1,000 employees or more	—	X	X	X
311615	Poultry processing				
	All establishments	3	121	800	3 672
	Establishments with 1 to 4 employees	—	X	X	X
	Establishments with 5 to 9 employees	1	X	X	X
	Establishments with 10 to 19 employees	—	X	X	X
	Establishments with 20 to 49 employees	1	X	X	X
	Establishments with 50 to 99 employees	1	X	X	X
	Establishments with 100 to 249 employees	—	X	X	X
	Establishments with 250 to 499 employees	—	X	X	X
	Establishments with 500 to 999 employees	—	X	X	X
	Establishments with 1,000 employees or more	—	X	X	X

See footnotes at end of table.

Table 5. Establishments, Employees, and Payroll by Industry and Employment Size of Establishments by County: 2004—Con.

[Excludes most government employees, railroad employees, and self-employed persons. Size class 1 to 4 employees includes establishments having payroll, but no employees, during mid-March pay period. For meaning of abbreviations and symbols, see introductory text. For explanation of terms, see Appendix A. For statement on reliability, see the note at the end of the table and Appendix C]

NAICS code	Geography, kind of business, and employment size class	Establishments (number)	Paid employees for pay period including March 12 (number)	First-quarter payroll (\$1,000)	Annual payroll (\$1,000)
CAMDEN—Con.					
31-33	Manufacturing—Con.				
311	Food manufacturing—Con.				
3118	Bakeries and tortilla manufacturing				
	All establishments	35	1 185	7 822	34 913
	Establishments with 1 to 4 employees	9	X	X	X
	Establishments with 5 to 9 employees	5	X	X	X
	Establishments with 10 to 19 employees	9	X	X	X
	Establishments with 20 to 49 employees	7	X	X	X
	Establishments with 50 to 99 employees	3	X	X	X
	Establishments with 100 to 249 employees	1	X	X	X
	Establishments with 250 to 499 employees	1	X	X	X
	Establishments with 500 to 999 employees	—	X	X	X
	Establishments with 1,000 employees or more	—	X	X	X
31181	Bread and bakery product manufacturing				
	All establishments	30	598	3 371	13 876
	Establishments with 1 to 4 employees	9	X	X	X
	Establishments with 5 to 9 employees	4	X	X	X
	Establishments with 10 to 19 employees	9	X	X	X
	Establishments with 20 to 49 employees	4	X	X	X
	Establishments with 50 to 99 employees	3	X	X	X
	Establishments with 100 to 249 employees	1	X	X	X
	Establishments with 250 to 499 employees	—	X	X	X
	Establishments with 500 to 999 employees	—	X	X	X
	Establishments with 1,000 employees or more	—	X	X	X
311811	Retail bakeries				
	All establishments	22	e	D	D
	Establishments with 1 to 4 employees	6	X	X	X
	Establishments with 5 to 9 employees	3	X	X	X
	Establishments with 10 to 19 employees	8	X	X	X
	Establishments with 20 to 49 employees	3	X	X	X
	Establishments with 50 to 99 employees	2	X	X	X
	Establishments with 100 to 249 employees	—	X	X	X
	Establishments with 250 to 499 employees	—	X	X	X
	Establishments with 500 to 999 employees	—	X	X	X
	Establishments with 1,000 employees or more	—	X	X	X
311812	Commercial bakeries				
	All establishments	7	284	2 153	8 881
	Establishments with 1 to 4 employees	3	X	X	X
	Establishments with 5 to 9 employees	—	X	X	X
	Establishments with 10 to 19 employees	1	X	X	X
	Establishments with 20 to 49 employees	1	X	X	X
	Establishments with 50 to 99 employees	1	X	X	X
	Establishments with 100 to 249 employees	1	X	X	X
	Establishments with 250 to 499 employees	—	X	X	X
	Establishments with 500 to 999 employees	—	X	X	X
	Establishments with 1,000 employees or more	—	X	X	X
31182	Cookie, cracker, and pasta manufacturing				
	All establishments	5	587	4 451	21 037
	Establishments with 1 to 4 employees	—	X	X	X
	Establishments with 5 to 9 employees	1	X	X	X
	Establishments with 10 to 19 employees	—	X	X	X
	Establishments with 20 to 49 employees	3	X	X	X
	Establishments with 50 to 99 employees	—	X	X	X
	Establishments with 100 to 249 employees	—	X	X	X
	Establishments with 250 to 499 employees	1	X	X	X
	Establishments with 500 to 999 employees	—	X	X	X
	Establishments with 1,000 employees or more	—	X	X	X
311821	Cookie and cracker manufacturing				
	All establishments	3	f	D	D
	Establishments with 1 to 4 employees	—	X	X	X
	Establishments with 5 to 9 employees	1	X	X	X
	Establishments with 10 to 19 employees	—	X	X	X
	Establishments with 20 to 49 employees	1	X	X	X
	Establishments with 50 to 99 employees	—	X	X	X
	Establishments with 100 to 249 employees	—	X	X	X
	Establishments with 250 to 499 employees	1	X	X	X
	Establishments with 500 to 999 employees	—	X	X	X
	Establishments with 1,000 employees or more	—	X	X	X
3119	Other food manufacturing				
	All establishments	6	239	4 891	18 638
	Establishments with 1 to 4 employees	1	X	X	X
	Establishments with 5 to 9 employees	2	X	X	X
	Establishments with 10 to 19 employees	1	X	X	X
	Establishments with 20 to 49 employees	1	X	X	X
	Establishments with 50 to 99 employees	—	X	X	X
	Establishments with 100 to 249 employees	1	X	X	X
	Establishments with 250 to 499 employees	—	X	X	X
	Establishments with 500 to 999 employees	—	X	X	X
	Establishments with 1,000 employees or more	—	X	X	X

See footnotes at end of table.

Table 5. Establishments, Employees, and Payroll by Industry and Employment Size of Establishments by County: 2004—Con.

[Excludes most government employees, railroad employees, and self-employed persons. Size class 1 to 4 employees includes establishments having payroll, but no employees, during mid-March pay period. For meaning of abbreviations and symbols, see introductory text. For explanation of terms, see Appendix A. For statement on reliability, see the note at the end of the table and Appendix C]

NAICS code	Geography, kind of business, and employment size class	Establishments (number)	Paid employees for pay period including March 12 (number)	First-quarter payroll (\$1,000)	Annual payroll (\$1,000)
CAMDEN—Con.					
31-33	Manufacturing—Con.				
311	Food manufacturing—Con.				
3119	Other food manufacturing—Con.				
31199	All other food manufacturing				
	All establishments	2	c	D	D
	Establishments with 1 to 4 employees	—	X	X	X
	Establishments with 5 to 9 employees	1	X	X	X
	Establishments with 10 to 19 employees	—	X	X	X
	Establishments with 20 to 49 employees	—	X	X	X
	Establishments with 50 to 99 employees	—	X	X	X
	Establishments with 100 to 249 employees	1	X	X	X
	Establishments with 250 to 499 employees	—	X	X	X
	Establishments with 500 to 999 employees	—	X	X	X
	Establishments with 1,000 employees or more	—	X	X	X
311999	All other miscellaneous food manufacturing				
	All establishments	2	c	D	D
	Establishments with 1 to 4 employees	—	X	X	X
	Establishments with 5 to 9 employees	1	X	X	X
	Establishments with 10 to 19 employees	—	X	X	X
	Establishments with 20 to 49 employees	—	X	X	X
	Establishments with 50 to 99 employees	—	X	X	X
	Establishments with 100 to 249 employees	1	X	X	X
	Establishments with 250 to 499 employees	—	X	X	X
	Establishments with 500 to 999 employees	—	X	X	X
	Establishments with 1,000 employees or more	—	X	X	X
312	Beverage and tobacco product manufacturing				
	All establishments	4	e	D	D
	Establishments with 1 to 4 employees	—	X	X	X
	Establishments with 5 to 9 employees	3	X	X	X
	Establishments with 10 to 19 employees	—	X	X	X
	Establishments with 20 to 49 employees	—	X	X	X
	Establishments with 50 to 99 employees	—	X	X	X
	Establishments with 100 to 249 employees	—	X	X	X
	Establishments with 250 to 499 employees	1	X	X	X
	Establishments with 500 to 999 employees	—	X	X	X
	Establishments with 1,000 employees or more	—	X	X	X
3121	Beverage manufacturing				
	All establishments	4	e	D	D
	Establishments with 1 to 4 employees	—	X	X	X
	Establishments with 5 to 9 employees	3	X	X	X
	Establishments with 10 to 19 employees	—	X	X	X
	Establishments with 20 to 49 employees	—	X	X	X
	Establishments with 50 to 99 employees	—	X	X	X
	Establishments with 100 to 249 employees	—	X	X	X
	Establishments with 250 to 499 employees	1	X	X	X
	Establishments with 500 to 999 employees	—	X	X	X
	Establishments with 1,000 employees or more	—	X	X	X
31211	Soft drink and ice manufacturing				
	All establishments	3	e	D	D
	Establishments with 1 to 4 employees	—	X	X	X
	Establishments with 5 to 9 employees	2	X	X	X
	Establishments with 10 to 19 employees	—	X	X	X
	Establishments with 20 to 49 employees	—	X	X	X
	Establishments with 50 to 99 employees	—	X	X	X
	Establishments with 100 to 249 employees	—	X	X	X
	Establishments with 250 to 499 employees	1	X	X	X
	Establishments with 500 to 999 employees	—	X	X	X
	Establishments with 1,000 employees or more	—	X	X	X
312111	Soft drink manufacturing				
	All establishments	2	e	D	D
	Establishments with 1 to 4 employees	—	X	X	X
	Establishments with 5 to 9 employees	1	X	X	X
	Establishments with 10 to 19 employees	—	X	X	X
	Establishments with 20 to 49 employees	—	X	X	X
	Establishments with 50 to 99 employees	—	X	X	X
	Establishments with 100 to 249 employees	—	X	X	X
	Establishments with 250 to 499 employees	1	X	X	X
	Establishments with 500 to 999 employees	—	X	X	X
	Establishments with 1,000 employees or more	—	X	X	X
314	Textile product mills				
	All establishments	5	c	D	D
	Establishments with 1 to 4 employees	3	X	X	X
	Establishments with 5 to 9 employees	—	X	X	X
	Establishments with 10 to 19 employees	—	X	X	X
	Establishments with 20 to 49 employees	1	X	X	X
	Establishments with 50 to 99 employees	—	X	X	X
	Establishments with 100 to 249 employees	1	X	X	X
	Establishments with 250 to 499 employees	—	X	X	X
	Establishments with 500 to 999 employees	—	X	X	X
	Establishments with 1,000 employees or more	—	X	X	X

See footnotes at end of table.

Table 5. Establishments, Employees, and Payroll by Industry and Employment Size of Establishments by County: 2004—Con.

[Excludes most government employees, railroad employees, and self-employed persons. Size class 1 to 4 employees includes establishments having payroll, but no employees, during mid-March pay period. For meaning of abbreviations and symbols, see introductory text. For explanation of terms, see Appendix A. For statement on reliability, see the note at the end of the table and Appendix C]

NAICS code	Geography, kind of business, and employment size class	Establishments (number)	Paid employees for pay period including March 12 (number)	First-quarter payroll (\$1,000)	Annual payroll (\$1,000)
	CAMDEN—Con.				
31-33	Manufacturing—Con.				
314	Textile product mills—Con.				
3149	Other textile product mills				
	All establishments	3	c	D	D
	Establishments with 1 to 4 employees	2	X	X	X
	Establishments with 5 to 9 employees	—	X	X	X
	Establishments with 10 to 19 employees	—	X	X	X
	Establishments with 20 to 49 employees	—	X	X	X
	Establishments with 50 to 99 employees	—	X	X	X
	Establishments with 100 to 249 employees	1	X	X	X
	Establishments with 250 to 499 employees	—	X	X	X
	Establishments with 500 to 999 employees	—	X	X	X
	Establishments with 1,000 employees or more	—	X	X	X
31499	All other textile product mills				
	All establishments	2	c	D	D
	Establishments with 1 to 4 employees	1	X	X	X
	Establishments with 5 to 9 employees	—	X	X	X
	Establishments with 10 to 19 employees	—	X	X	X
	Establishments with 20 to 49 employees	—	X	X	X
	Establishments with 50 to 99 employees	—	X	X	X
	Establishments with 100 to 249 employees	1	X	X	X
	Establishments with 250 to 499 employees	—	X	X	X
	Establishments with 500 to 999 employees	—	X	X	X
	Establishments with 1,000 employees or more	—	X	X	X
314999	All other miscellaneous textile product mills				
	All establishments	2	c	D	D
	Establishments with 1 to 4 employees	1	X	X	X
	Establishments with 5 to 9 employees	—	X	X	X
	Establishments with 10 to 19 employees	—	X	X	X
	Establishments with 20 to 49 employees	—	X	X	X
	Establishments with 50 to 99 employees	—	X	X	X
	Establishments with 100 to 249 employees	1	X	X	X
	Establishments with 250 to 499 employees	—	X	X	X
	Establishments with 500 to 999 employees	—	X	X	X
	Establishments with 1,000 employees or more	—	X	X	X
315	Apparel manufacturing				
	All establishments	13	102	512	2 346
	Establishments with 1 to 4 employees	8	X	X	X
	Establishments with 5 to 9 employees	—	X	X	X
	Establishments with 10 to 19 employees	3	X	X	X
	Establishments with 20 to 49 employees	2	X	X	X
	Establishments with 50 to 99 employees	—	X	X	X
	Establishments with 100 to 249 employees	—	X	X	X
	Establishments with 250 to 499 employees	—	X	X	X
	Establishments with 500 to 999 employees	—	X	X	X
	Establishments with 1,000 employees or more	—	X	X	X
321	Wood product manufacturing				
	All establishments	13	204	1 808	8 204
	Establishments with 1 to 4 employees	4	X	X	X
	Establishments with 5 to 9 employees	4	X	X	X
	Establishments with 10 to 19 employees	3	X	X	X
	Establishments with 20 to 49 employees	1	X	X	X
	Establishments with 50 to 99 employees	1	X	X	X
	Establishments with 100 to 249 employees	—	X	X	X
	Establishments with 250 to 499 employees	—	X	X	X
	Establishments with 500 to 999 employees	—	X	X	X
	Establishments with 1,000 employees or more	—	X	X	X
322	Paper manufacturing				
	All establishments	14	1 033	10 511	44 514
	Establishments with 1 to 4 employees	2	X	X	X
	Establishments with 5 to 9 employees	—	X	X	X
	Establishments with 10 to 19 employees	3	X	X	X
	Establishments with 20 to 49 employees	2	X	X	X
	Establishments with 50 to 99 employees	4	X	X	X
	Establishments with 100 to 249 employees	2	X	X	X
	Establishments with 250 to 499 employees	1	X	X	X
	Establishments with 500 to 999 employees	—	X	X	X
	Establishments with 1,000 employees or more	—	X	X	X
3222	Converted paper product manufacturing				
	All establishments	12	f	D	D
	Establishments with 1 to 4 employees	2	X	X	X
	Establishments with 5 to 9 employees	—	X	X	X
	Establishments with 10 to 19 employees	2	X	X	X
	Establishments with 20 to 49 employees	2	X	X	X
	Establishments with 50 to 99 employees	3	X	X	X
	Establishments with 100 to 249 employees	2	X	X	X
	Establishments with 250 to 499 employees	1	X	X	X
	Establishments with 500 to 999 employees	—	X	X	X
	Establishments with 1,000 employees or more	—	X	X	X

See footnotes at end of table.

Table 5. Establishments, Employees, and Payroll by Industry and Employment Size of Establishments by County: 2004—Con.

[Excludes most government employees, railroad employees, and self-employed persons. Size class 1 to 4 employees includes establishments having payroll, but no employees, during mid-March pay period. For meaning of abbreviations and symbols, see introductory text. For explanation of terms, see Appendix A. For statement on reliability, see the note at the end of the table and Appendix C]

NAICS code	Geography, kind of business, and employment size class	Establishments (number)	Paid employees for pay period including March 12 (number)	First-quarter payroll (\$1,000)	Annual payroll (\$1,000)
CAMDEN—Con.					
31-33	Manufacturing—Con.				
322	Paper manufacturing—Con.				
3222	Converted paper product manufacturing—Con.				
32221	Paperboard container manufacturing				
	All establishments	4	763	7 994	33 011
	Establishments with 1 to 4 employees	—	X	X	X
	Establishments with 5 to 9 employees	—	X	X	X
	Establishments with 10 to 19 employees	—	X	X	X
	Establishments with 20 to 49 employees	—	X	X	X
	Establishments with 50 to 99 employees	1	X	X	X
	Establishments with 100 to 249 employees	2	X	X	X
	Establishments with 250 to 499 employees	1	X	X	X
	Establishments with 500 to 999 employees	—	X	X	X
	Establishments with 1,000 employees or more	—	X	X	X
322211	Corrugated and solid fiber box manufacturing				
	All establishments	3	e	D	D
	Establishments with 1 to 4 employees	—	X	X	X
	Establishments with 5 to 9 employees	—	X	X	X
	Establishments with 10 to 19 employees	—	X	X	X
	Establishments with 20 to 49 employees	—	X	X	X
	Establishments with 50 to 99 employees	1	X	X	X
	Establishments with 100 to 249 employees	2	X	X	X
	Establishments with 250 to 499 employees	—	X	X	X
	Establishments with 500 to 999 employees	—	X	X	X
	Establishments with 1,000 employees or more	—	X	X	X
322212	Folding paperboard box manufacturing				
	All establishments	1	e	D	D
	Establishments with 1 to 4 employees	—	X	X	X
	Establishments with 5 to 9 employees	—	X	X	X
	Establishments with 10 to 19 employees	—	X	X	X
	Establishments with 20 to 49 employees	—	X	X	X
	Establishments with 50 to 99 employees	—	X	X	X
	Establishments with 100 to 249 employees	—	X	X	X
	Establishments with 250 to 499 employees	1	X	X	X
	Establishments with 500 to 999 employees	—	X	X	X
	Establishments with 1,000 employees or more	—	X	X	X
32223	Stationery product manufacturing				
	All establishments	5	120	1 108	5 304
	Establishments with 1 to 4 employees	1	X	X	X
	Establishments with 5 to 9 employees	—	X	X	X
	Establishments with 10 to 19 employees	1	X	X	X
	Establishments with 20 to 49 employees	2	X	X	X
	Establishments with 50 to 99 employees	1	X	X	X
	Establishments with 100 to 249 employees	—	X	X	X
	Establishments with 250 to 499 employees	—	X	X	X
	Establishments with 500 to 999 employees	—	X	X	X
	Establishments with 1,000 employees or more	—	X	X	X
323	Printing and related support activities				
	All establishments	100	2 353	22 909	101 167
	Establishments with 1 to 4 employees	40	X	X	X
	Establishments with 5 to 9 employees	14	X	X	X
	Establishments with 10 to 19 employees	18	X	X	X
	Establishments with 20 to 49 employees	17	X	X	X
	Establishments with 50 to 99 employees	5	X	X	X
	Establishments with 100 to 249 employees	6	X	X	X
	Establishments with 250 to 499 employees	—	X	X	X
	Establishments with 500 to 999 employees	—	X	X	X
	Establishments with 1,000 employees or more	—	X	X	X
3231	Printing and related support activities				
	All establishments	100	2 353	22 909	101 167
	Establishments with 1 to 4 employees	40	X	X	X
	Establishments with 5 to 9 employees	14	X	X	X
	Establishments with 10 to 19 employees	18	X	X	X
	Establishments with 20 to 49 employees	17	X	X	X
	Establishments with 50 to 99 employees	5	X	X	X
	Establishments with 100 to 249 employees	6	X	X	X
	Establishments with 250 to 499 employees	—	X	X	X
	Establishments with 500 to 999 employees	—	X	X	X
	Establishments with 1,000 employees or more	—	X	X	X
32311	Printing				
	All establishments	82	2 119	20 539	91 188
	Establishments with 1 to 4 employees	33	X	X	X
	Establishments with 5 to 9 employees	11	X	X	X
	Establishments with 10 to 19 employees	13	X	X	X
	Establishments with 20 to 49 employees	15	X	X	X
	Establishments with 50 to 99 employees	4	X	X	X
	Establishments with 100 to 249 employees	6	X	X	X
	Establishments with 250 to 499 employees	—	X	X	X
	Establishments with 500 to 999 employees	—	X	X	X
	Establishments with 1,000 employees or more	—	X	X	X

See footnotes at end of table.

Table 5. Establishments, Employees, and Payroll by Industry and Employment Size of Establishments by County: 2004—Con.

[Excludes most government employees, railroad employees, and self-employed persons. Size class 1 to 4 employees includes establishments having payroll, but no employees, during mid-March pay period. For meaning of abbreviations and symbols, see introductory text. For explanation of terms, see Appendix A. For statement on reliability, see the note at the end of the table and Appendix C]

NAICS code	Geography, kind of business, and employment size class	Establishments (number)	Paid employees for pay period including March 12 (number)	First-quarter payroll (\$1,000)	Annual payroll (\$1,000)
	CAMDEN—Con.				
31-33	Manufacturing—Con.				
323	Printing and related support activities—Con.				
3231	Printing and related support activities—Con.				
32311	Printing—Con.				
323110	Commercial lithographic printing				
	All establishments	43	1 777	17 667	78 694
	Establishments with 1 to 4 employees	15	X	X	X
	Establishments with 5 to 9 employees	2	X	X	X
	Establishments with 10 to 19 employees	5	X	X	X
	Establishments with 20 to 49 employees	12	X	X	X
	Establishments with 50 to 99 employees	3	X	X	X
	Establishments with 100 to 249 employees	6	X	X	X
	Establishments with 250 to 499 employees	—	X	X	X
	Establishments with 500 to 999 employees	—	X	X	X
	Establishments with 1,000 employees or more	—	X	X	X
323113	Commercial screen printing				
	All establishments	6	107	752	3 680
	Establishments with 1 to 4 employees	3	X	X	X
	Establishments with 5 to 9 employees	—	X	X	X
	Establishments with 10 to 19 employees	1	X	X	X
	Establishments with 20 to 49 employees	1	X	X	X
	Establishments with 50 to 99 employees	1	X	X	X
	Establishments with 100 to 249 employees	—	X	X	X
	Establishments with 250 to 499 employees	—	X	X	X
	Establishments with 500 to 999 employees	—	X	X	X
	Establishments with 1,000 employees or more	—	X	X	X
323114	Quick printing				
	All establishments	23	133	1 072	4 703
	Establishments with 1 to 4 employees	11	X	X	X
	Establishments with 5 to 9 employees	7	X	X	X
	Establishments with 10 to 19 employees	4	X	X	X
	Establishments with 20 to 49 employees	1	X	X	X
	Establishments with 50 to 99 employees	—	X	X	X
	Establishments with 100 to 249 employees	—	X	X	X
	Establishments with 250 to 499 employees	—	X	X	X
	Establishments with 500 to 999 employees	—	X	X	X
	Establishments with 1,000 employees or more	—	X	X	X
32312	Support activities for printing				
	All establishments	18	234	2 370	9 979
	Establishments with 1 to 4 employees	7	X	X	X
	Establishments with 5 to 9 employees	3	X	X	X
	Establishments with 10 to 19 employees	5	X	X	X
	Establishments with 20 to 49 employees	2	X	X	X
	Establishments with 50 to 99 employees	1	X	X	X
	Establishments with 100 to 249 employees	—	X	X	X
	Establishments with 250 to 499 employees	—	X	X	X
	Establishments with 500 to 999 employees	—	X	X	X
	Establishments with 1,000 employees or more	—	X	X	X
323121	Tradebinding and related work				
	All establishments	9	146	923	3 955
	Establishments with 1 to 4 employees	2	X	X	X
	Establishments with 5 to 9 employees	3	X	X	X
	Establishments with 10 to 19 employees	3	X	X	X
	Establishments with 20 to 49 employees	—	X	X	X
	Establishments with 50 to 99 employees	1	X	X	X
	Establishments with 100 to 249 employees	—	X	X	X
	Establishments with 250 to 499 employees	—	X	X	X
	Establishments with 500 to 999 employees	—	X	X	X
	Establishments with 1,000 employees or more	—	X	X	X
325	Chemical manufacturing				
	All establishments	19	g	D	D
	Establishments with 1 to 4 employees	5	X	X	X
	Establishments with 5 to 9 employees	3	X	X	X
	Establishments with 10 to 19 employees	3	X	X	X
	Establishments with 20 to 49 employees	6	X	X	X
	Establishments with 50 to 99 employees	1	X	X	X
	Establishments with 100 to 249 employees	—	X	X	X
	Establishments with 250 to 499 employees	—	X	X	X
	Establishments with 500 to 999 employees	1	X	X	X
	Establishments with 1,000 employees or more	—	X	X	X
3254	Pharmaceutical and medicine manufacturing				
	All establishments	3	f	D	D
	Establishments with 1 to 4 employees	1	X	X	X
	Establishments with 5 to 9 employees	—	X	X	X
	Establishments with 10 to 19 employees	—	X	X	X
	Establishments with 20 to 49 employees	1	X	X	X
	Establishments with 50 to 99 employees	—	X	X	X
	Establishments with 100 to 249 employees	—	X	X	X
	Establishments with 250 to 499 employees	—	X	X	X
	Establishments with 500 to 999 employees	1	X	X	X

See footnotes at end of table.

Table 5. Establishments, Employees, and Payroll by Industry and Employment Size of Establishments by County: 2004—Con.

[Excludes most government employees, railroad employees, and self-employed persons. Size class 1 to 4 employees includes establishments having payroll, but no employees, during mid-March pay period. For meaning of abbreviations and symbols, see introductory text. For explanation of terms, see Appendix A. For statement on reliability, see the note at the end of the table and Appendix C]

NAICS code	Geography, kind of business, and employment size class	Establishments (number)	Paid employees for pay period including March 12 (number)	First-quarter payroll (\$1,000)	Annual payroll (\$1,000)
CAMDEN—Con.					
31-33	Manufacturing—Con.				
325	Chemical manufacturing—Con.				
3254	Pharmaceutical and medicine manufacturing—Con.				
	All establishments—Con.				
	Establishments with 1,000 employees or more	—	X	X	X
32541	Pharmaceutical and medicine manufacturing				
	All establishments	3	f	D	D
	Establishments with 1 to 4 employees	1	X	X	X
	Establishments with 5 to 9 employees	—	X	X	X
	Establishments with 10 to 19 employees	—	X	X	X
	Establishments with 20 to 49 employees	1	X	X	X
	Establishments with 50 to 99 employees	—	X	X	X
	Establishments with 100 to 249 employees	—	X	X	X
	Establishments with 250 to 499 employees	—	X	X	X
	Establishments with 500 to 999 employees	1	X	X	X
	Establishments with 1,000 employees or more	—	X	X	X
325412	Pharmaceutical preparation manufacturing				
	All establishments	2	f	D	D
	Establishments with 1 to 4 employees	1	X	X	X
	Establishments with 5 to 9 employees	—	X	X	X
	Establishments with 10 to 19 employees	—	X	X	X
	Establishments with 20 to 49 employees	—	X	X	X
	Establishments with 50 to 99 employees	—	X	X	X
	Establishments with 100 to 249 employees	—	X	X	X
	Establishments with 250 to 499 employees	—	X	X	X
	Establishments with 500 to 999 employees	1	X	X	X
	Establishments with 1,000 employees or more	—	X	X	X
3259	Other chemical product and preparation manufacturing				
	All establishments	5	100	1 101	4 963
	Establishments with 1 to 4 employees	1	X	X	X
	Establishments with 5 to 9 employees	—	X	X	X
	Establishments with 10 to 19 employees	1	X	X	X
	Establishments with 20 to 49 employees	3	X	X	X
	Establishments with 50 to 99 employees	—	X	X	X
	Establishments with 100 to 249 employees	—	X	X	X
	Establishments with 250 to 499 employees	—	X	X	X
	Establishments with 500 to 999 employees	—	X	X	X
	Establishments with 1,000 employees or more	—	X	X	X
326	Plastics and rubber products manufacturing				
	All establishments	20	627	6 098	25 180
	Establishments with 1 to 4 employees	6	X	X	X
	Establishments with 5 to 9 employees	2	X	X	X
	Establishments with 10 to 19 employees	6	X	X	X
	Establishments with 20 to 49 employees	2	X	X	X
	Establishments with 50 to 99 employees	1	X	X	X
	Establishments with 100 to 249 employees	3	X	X	X
	Establishments with 250 to 499 employees	—	X	X	X
	Establishments with 500 to 999 employees	—	X	X	X
	Establishments with 1,000 employees or more	—	X	X	X
3261	Plastics product manufacturing				
	All establishments	16	e	D	D
	Establishments with 1 to 4 employees	4	X	X	X
	Establishments with 5 to 9 employees	2	X	X	X
	Establishments with 10 to 19 employees	5	X	X	X
	Establishments with 20 to 49 employees	2	X	X	X
	Establishments with 50 to 99 employees	1	X	X	X
	Establishments with 100 to 249 employees	2	X	X	X
	Establishments with 250 to 499 employees	—	X	X	X
	Establishments with 500 to 999 employees	—	X	X	X
	Establishments with 1,000 employees or more	—	X	X	X
32612	Plastics pipe, pipe fitting, and unlaminated profile shape manufacturing				
	All establishments	1	c	D	D
	Establishments with 1 to 4 employees	—	X	X	X
	Establishments with 5 to 9 employees	—	X	X	X
	Establishments with 10 to 19 employees	—	X	X	X
	Establishments with 20 to 49 employees	—	X	X	X
	Establishments with 50 to 99 employees	—	X	X	X
	Establishments with 100 to 249 employees	1	X	X	X
	Establishments with 250 to 499 employees	—	X	X	X
	Establishments with 500 to 999 employees	—	X	X	X
	Establishments with 1,000 employees or more	—	X	X	X
326122	Plastics pipe and pipe fitting manufacturing				
	All establishments	1	c	D	D
	Establishments with 1 to 4 employees	—	X	X	X
	Establishments with 5 to 9 employees	—	X	X	X
	Establishments with 10 to 19 employees	—	X	X	X
	Establishments with 20 to 49 employees	—	X	X	X
	Establishments with 50 to 99 employees	—	X	X	X
	Establishments with 100 to 249 employees	1	X	X	X
	Establishments with 250 to 499 employees	—	X	X	X
	Establishments with 500 to 999 employees	—	X	X	X

See footnotes at end of table.

Table 5. Establishments, Employees, and Payroll by Industry and Employment Size of Establishments by County: 2004—Con.

[Excludes most government employees, railroad employees, and self-employed persons. Size class 1 to 4 employees includes establishments having payroll, but no employees, during mid-March pay period. For meaning of abbreviations and symbols, see introductory text. For explanation of terms, see Appendix A. For statement on reliability, see the note at the end of the table and Appendix C]

NAICS code	Geography, kind of business, and employment size class	Establishments (number)	Paid employees for pay period including March 12 (number)	First-quarter payroll (\$1,000)	Annual payroll (\$1,000)
	CAMDEN—Con.				
31-33	Manufacturing—Con.				
326	Plastics and rubber products manufacturing—Con.				
3261	Plastics product manufacturing—Con.				
32612	Plastics pipe, pipe fitting, and unlaminated profile shape manufacturing—Con.				
326122	Plastics pipe and pipe fitting manufacturing—Con.				
	All establishments—Con.				
	Establishments with 1,000 employees or more	—	X	X	X
32619	Other plastics product manufacturing				
	All establishments	13	269	2 079	8 731
	Establishments with 1 to 4 employees	4	X	X	X
	Establishments with 5 to 9 employees	2	X	X	X
	Establishments with 10 to 19 employees	5	X	X	X
	Establishments with 20 to 49 employees	1	X	X	X
	Establishments with 50 to 99 employees	—	X	X	X
	Establishments with 100 to 249 employees	1	X	X	X
	Establishments with 250 to 499 employees	—	X	X	X
	Establishments with 500 to 999 employees	—	X	X	X
	Establishments with 1,000 employees or more	—	X	X	X
326199	All other plastics product manufacturing				
	All establishments	12	e	D	D
	Establishments with 1 to 4 employees	3	X	X	X
	Establishments with 5 to 9 employees	2	X	X	X
	Establishments with 10 to 19 employees	5	X	X	X
	Establishments with 20 to 49 employees	1	X	X	X
	Establishments with 50 to 99 employees	—	X	X	X
	Establishments with 100 to 249 employees	1	X	X	X
	Establishments with 250 to 499 employees	—	X	X	X
	Establishments with 500 to 999 employees	—	X	X	X
	Establishments with 1,000 employees or more	—	X	X	X
3262	Rubber product manufacturing				
	All establishments	4	c	D	D
	Establishments with 1 to 4 employees	2	X	X	X
	Establishments with 5 to 9 employees	—	X	X	X
	Establishments with 10 to 19 employees	1	X	X	X
	Establishments with 20 to 49 employees	—	X	X	X
	Establishments with 50 to 99 employees	—	X	X	X
	Establishments with 100 to 249 employees	1	X	X	X
	Establishments with 250 to 499 employees	—	X	X	X
	Establishments with 500 to 999 employees	—	X	X	X
	Establishments with 1,000 employees or more	—	X	X	X
32629	Other rubber product manufacturing				
	All establishments	2	c	D	D
	Establishments with 1 to 4 employees	1	X	X	X
	Establishments with 5 to 9 employees	—	X	X	X
	Establishments with 10 to 19 employees	—	X	X	X
	Establishments with 20 to 49 employees	—	X	X	X
	Establishments with 50 to 99 employees	—	X	X	X
	Establishments with 100 to 249 employees	1	X	X	X
	Establishments with 250 to 499 employees	—	X	X	X
	Establishments with 500 to 999 employees	—	X	X	X
	Establishments with 1,000 employees or more	—	X	X	X
326299	All other rubber product manufacturing				
	All establishments	2	c	D	D
	Establishments with 1 to 4 employees	1	X	X	X
	Establishments with 5 to 9 employees	—	X	X	X
	Establishments with 10 to 19 employees	—	X	X	X
	Establishments with 20 to 49 employees	—	X	X	X
	Establishments with 50 to 99 employees	—	X	X	X
	Establishments with 100 to 249 employees	1	X	X	X
	Establishments with 250 to 499 employees	—	X	X	X
	Establishments with 500 to 999 employees	—	X	X	X
	Establishments with 1,000 employees or more	—	X	X	X
327	Nonmetallic mineral product manufacturing				
	All establishments	20	623	7 345	34 673
	Establishments with 1 to 4 employees	5	X	X	X
	Establishments with 5 to 9 employees	4	X	X	X
	Establishments with 10 to 19 employees	2	X	X	X
	Establishments with 20 to 49 employees	6	X	X	X
	Establishments with 50 to 99 employees	2	X	X	X
	Establishments with 100 to 249 employees	1	X	X	X
	Establishments with 250 to 499 employees	—	X	X	X
	Establishments with 500 to 999 employees	—	X	X	X
	Establishments with 1,000 employees or more	—	X	X	X

See footnotes at end of table.

Table 5. Establishments, Employees, and Payroll by Industry and Employment Size of Establishments by County: 2004—Con.

[Excludes most government employees, railroad employees, and self-employed persons. Size class 1 to 4 employees includes establishments having payroll, but no employees, during mid-March pay period. For meaning of abbreviations and symbols, see introductory text. For explanation of terms, see Appendix A. For statement on reliability, see the note at the end of the table and Appendix C]

NAICS code	Geography, kind of business, and employment size class	Establishments (number)	Paid employees for pay period including March 12 (number)	First-quarter payroll (\$1,000)	Annual payroll (\$1,000)
	CAMDEN—Con.				
31-33	Manufacturing—Con.				
327	Nonmetallic mineral product manufacturing—Con.				
3273	Cement and concrete product manufacturing				
	All establishments	10	c	D	D
	Establishments with 1 to 4 employees	4	X	X	X
	Establishments with 5 to 9 employees	3	X	X	X
	Establishments with 10 to 19 employees	1	X	X	X
	Establishments with 20 to 49 employees	2	X	X	X
	Establishments with 50 to 99 employees	—	X	X	X
	Establishments with 100 to 249 employees	—	X	X	X
	Establishments with 250 to 499 employees	—	X	X	X
	Establishments with 500 to 999 employees	—	X	X	X
	Establishments with 1,000 employees or more	—	X	X	X
3279	Other nonmetallic mineral product manufacturing				
	All establishments	6	354	4 761	22 971
	Establishments with 1 to 4 employees	1	X	X	X
	Establishments with 5 to 9 employees	—	X	X	X
	Establishments with 10 to 19 employees	—	X	X	X
	Establishments with 20 to 49 employees	3	X	X	X
	Establishments with 50 to 99 employees	1	X	X	X
	Establishments with 100 to 249 employees	1	X	X	X
	Establishments with 250 to 499 employees	—	X	X	X
	Establishments with 500 to 999 employees	—	X	X	X
	Establishments with 1,000 employees or more	—	X	X	X
32799	All other nonmetallic mineral product manufacturing				
	All establishments	6	354	4 761	22 971
	Establishments with 1 to 4 employees	1	X	X	X
	Establishments with 5 to 9 employees	—	X	X	X
	Establishments with 10 to 19 employees	—	X	X	X
	Establishments with 20 to 49 employees	3	X	X	X
	Establishments with 50 to 99 employees	1	X	X	X
	Establishments with 100 to 249 employees	1	X	X	X
	Establishments with 250 to 499 employees	—	X	X	X
	Establishments with 500 to 999 employees	—	X	X	X
	Establishments with 1,000 employees or more	—	X	X	X
327993	Mineral wool manufacturing				
	All establishments	1	c	D	D
	Establishments with 1 to 4 employees	—	X	X	X
	Establishments with 5 to 9 employees	—	X	X	X
	Establishments with 10 to 19 employees	—	X	X	X
	Establishments with 20 to 49 employees	—	X	X	X
	Establishments with 50 to 99 employees	—	X	X	X
	Establishments with 100 to 249 employees	1	X	X	X
	Establishments with 250 to 499 employees	—	X	X	X
	Establishments with 500 to 999 employees	—	X	X	X
	Establishments with 1,000 employees or more	—	X	X	X
331	Primary metal manufacturing				
	All establishments	3	f	D	D
	Establishments with 1 to 4 employees	—	X	X	X
	Establishments with 5 to 9 employees	1	X	X	X
	Establishments with 10 to 19 employees	1	X	X	X
	Establishments with 20 to 49 employees	—	X	X	X
	Establishments with 50 to 99 employees	—	X	X	X
	Establishments with 100 to 249 employees	—	X	X	X
	Establishments with 250 to 499 employees	—	X	X	X
	Establishments with 500 to 999 employees	1	X	X	X
	Establishments with 1,000 employees or more	—	X	X	X
3313	Alumina and aluminum production and processing				
	All establishments	2	f	D	D
	Establishments with 1 to 4 employees	—	X	X	X
	Establishments with 5 to 9 employees	1	X	X	X
	Establishments with 10 to 19 employees	—	X	X	X
	Establishments with 20 to 49 employees	—	X	X	X
	Establishments with 50 to 99 employees	—	X	X	X
	Establishments with 100 to 249 employees	—	X	X	X
	Establishments with 250 to 499 employees	—	X	X	X
	Establishments with 500 to 999 employees	1	X	X	X
	Establishments with 1,000 employees or more	—	X	X	X
33131	Alumina and aluminum production and processing				
	All establishments	2	f	D	D
	Establishments with 1 to 4 employees	—	X	X	X
	Establishments with 5 to 9 employees	1	X	X	X
	Establishments with 10 to 19 employees	—	X	X	X
	Establishments with 20 to 49 employees	—	X	X	X
	Establishments with 50 to 99 employees	—	X	X	X
	Establishments with 100 to 249 employees	—	X	X	X
	Establishments with 250 to 499 employees	—	X	X	X
	Establishments with 500 to 999 employees	1	X	X	X
	Establishments with 1,000 employees or more	—	X	X	X

See footnotes at end of table.

Table 5. Establishments, Employees, and Payroll by Industry and Employment Size of Establishments by County: 2004—Con.

[Excludes most government employees, railroad employees, and self-employed persons. Size class 1 to 4 employees includes establishments having payroll, but no employees, during mid-March pay period. For meaning of abbreviations and symbols, see introductory text. For explanation of terms, see Appendix A. For statement on reliability, see the note at the end of the table and Appendix C]

NAICS code	Geography, kind of business, and employment size class	Establishments (number)	Paid employees for pay period including March 12 (number)	First-quarter payroll (\$1,000)	Annual payroll (\$1,000)
CAMDEN—Con.					
31-33	Manufacturing—Con.				
331	Primary metal manufacturing—Con.				
3313	Alumina and aluminum production and processing—Con.				
33131	Alumina and aluminum production and processing—Con.				
331316	Aluminum extruded product manufacturing				
	All establishments	1	f	D	D
	Establishments with 1 to 4 employees	—	X	X	X
	Establishments with 5 to 9 employees	—	X	X	X
	Establishments with 10 to 19 employees	—	X	X	X
	Establishments with 20 to 49 employees	—	X	X	X
	Establishments with 50 to 99 employees	—	X	X	X
	Establishments with 100 to 249 employees	—	X	X	X
	Establishments with 250 to 499 employees	—	X	X	X
	Establishments with 500 to 999 employees	1	X	X	X
	Establishments with 1,000 employees or more	—	X	X	X
332	Fabricated metal product manufacturing				
	All establishments	89	1 313	12 300	54 596
	Establishments with 1 to 4 employees	34	X	X	X
	Establishments with 5 to 9 employees	17	X	X	X
	Establishments with 10 to 19 employees	16	X	X	X
	Establishments with 20 to 49 employees	16	X	X	X
	Establishments with 50 to 99 employees	5	X	X	X
	Establishments with 100 to 249 employees	1	X	X	X
	Establishments with 250 to 499 employees	—	X	X	X
	Establishments with 500 to 999 employees	—	X	X	X
	Establishments with 1,000 employees or more	—	X	X	X
3322	Cutlery and handtool manufacturing				
	All establishments	4	137	1 070	4 763
	Establishments with 1 to 4 employees	2	X	X	X
	Establishments with 5 to 9 employees	—	X	X	X
	Establishments with 10 to 19 employees	—	X	X	X
	Establishments with 20 to 49 employees	1	X	X	X
	Establishments with 50 to 99 employees	—	X	X	X
	Establishments with 100 to 249 employees	1	X	X	X
	Establishments with 250 to 499 employees	—	X	X	X
	Establishments with 500 to 999 employees	—	X	X	X
	Establishments with 1,000 employees or more	—	X	X	X
33221	Cutlery and handtool manufacturing				
	All establishments	4	137	1 070	4 763
	Establishments with 1 to 4 employees	2	X	X	X
	Establishments with 5 to 9 employees	—	X	X	X
	Establishments with 10 to 19 employees	—	X	X	X
	Establishments with 20 to 49 employees	1	X	X	X
	Establishments with 50 to 99 employees	—	X	X	X
	Establishments with 100 to 249 employees	1	X	X	X
	Establishments with 250 to 499 employees	—	X	X	X
	Establishments with 500 to 999 employees	—	X	X	X
	Establishments with 1,000 employees or more	—	X	X	X
332214	Kitchen utensil, pot, and pan manufacturing				
	All establishments	1	c	D	D
	Establishments with 1 to 4 employees	—	X	X	X
	Establishments with 5 to 9 employees	—	X	X	X
	Establishments with 10 to 19 employees	—	X	X	X
	Establishments with 20 to 49 employees	—	X	X	X
	Establishments with 50 to 99 employees	—	X	X	X
	Establishments with 100 to 249 employees	1	X	X	X
	Establishments with 250 to 499 employees	—	X	X	X
	Establishments with 500 to 999 employees	—	X	X	X
	Establishments with 1,000 employees or more	—	X	X	X
3323	Architectural and structural metals manufacturing				
	All establishments	20	488	4 563	18 653
	Establishments with 1 to 4 employees	4	X	X	X
	Establishments with 5 to 9 employees	3	X	X	X
	Establishments with 10 to 19 employees	4	X	X	X
	Establishments with 20 to 49 employees	6	X	X	X
	Establishments with 50 to 99 employees	3	X	X	X
	Establishments with 100 to 249 employees	—	X	X	X
	Establishments with 250 to 499 employees	—	X	X	X
	Establishments with 500 to 999 employees	—	X	X	X
	Establishments with 1,000 employees or more	—	X	X	X
33232	Ornamental and architectural metal products manufacturing				
	All establishments	17	463	4 334	17 579
	Establishments with 1 to 4 employees	4	X	X	X
	Establishments with 5 to 9 employees	1	X	X	X
	Establishments with 10 to 19 employees	3	X	X	X
	Establishments with 20 to 49 employees	6	X	X	X
	Establishments with 50 to 99 employees	3	X	X	X
	Establishments with 100 to 249 employees	—	X	X	X
	Establishments with 250 to 499 employees	—	X	X	X
	Establishments with 500 to 999 employees	—	X	X	X
	Establishments with 1,000 employees or more	—	X	X	X

See footnotes at end of table.

Table 5. Establishments, Employees, and Payroll by Industry and Employment Size of Establishments by County: 2004—Con.

[Excludes most government employees, railroad employees, and self-employed persons. Size class 1 to 4 employees includes establishments having payroll, but no employees, during mid-March pay period. For meaning of abbreviations and symbols, see introductory text. For explanation of terms, see Appendix A. For statement on reliability, see the note at the end of the table and Appendix C]

NAICS code	Geography, kind of business, and employment size class	Establishments (number)	Paid employees for pay period including March 12 (number)	First-quarter payroll (\$1,000)	Annual payroll (\$1,000)
31-33	CAMDEN—Con.				
	Manufacturing—Con.				
332	Fabricated metal product manufacturing—Con.				
3323	Architectural and structural metals manufacturing—Con.				
33232	Ornamental and architectural metal products manufacturing—Con.				
332322	Sheet metal work manufacturing				
	All establishments	12	284	2 562	11 549
	Establishments with 1 to 4 employees	3	X	X	X
	Establishments with 5 to 9 employees	—	X	X	X
	Establishments with 10 to 19 employees	3	X	X	X
	Establishments with 20 to 49 employees	5	X	X	X
	Establishments with 50 to 99 employees	1	X	X	X
	Establishments with 100 to 249 employees	—	X	X	X
	Establishments with 250 to 499 employees	—	X	X	X
	Establishments with 500 to 999 employees	—	X	X	X
	Establishments with 1,000 employees or more	—	X	X	X
3324	Boiler, tank, and shipping container manufacturing				
	All establishments	4	c	D	D
	Establishments with 1 to 4 employees	1	X	X	X
	Establishments with 5 to 9 employees	1	X	X	X
	Establishments with 10 to 19 employees	1	X	X	X
	Establishments with 20 to 49 employees	—	X	X	X
	Establishments with 50 to 99 employees	1	X	X	X
	Establishments with 100 to 249 employees	—	X	X	X
	Establishments with 250 to 499 employees	—	X	X	X
	Establishments with 500 to 999 employees	—	X	X	X
	Establishments with 1,000 employees or more	—	X	X	X
3327	Machine shops; turned product; and screw, nut, and bolt manufacturing				
	All establishments	39	339	3 132	15 122
	Establishments with 1 to 4 employees	19	X	X	X
	Establishments with 5 to 9 employees	8	X	X	X
	Establishments with 10 to 19 employees	8	X	X	X
	Establishments with 20 to 49 employees	3	X	X	X
	Establishments with 50 to 99 employees	1	X	X	X
	Establishments with 100 to 249 employees	—	X	X	X
	Establishments with 250 to 499 employees	—	X	X	X
	Establishments with 500 to 999 employees	—	X	X	X
	Establishments with 1,000 employees or more	—	X	X	X
33271	Machine shops				
	All establishments	32	273	2 535	12 276
	Establishments with 1 to 4 employees	17	X	X	X
	Establishments with 5 to 9 employees	6	X	X	X
	Establishments with 10 to 19 employees	7	X	X	X
	Establishments with 20 to 49 employees	1	X	X	X
	Establishments with 50 to 99 employees	1	X	X	X
	Establishments with 100 to 249 employees	—	X	X	X
	Establishments with 250 to 499 employees	—	X	X	X
	Establishments with 500 to 999 employees	—	X	X	X
	Establishments with 1,000 employees or more	—	X	X	X
332710	Machine shops				
	All establishments	32	273	2 535	12 276
	Establishments with 1 to 4 employees	17	X	X	X
	Establishments with 5 to 9 employees	6	X	X	X
	Establishments with 10 to 19 employees	7	X	X	X
	Establishments with 20 to 49 employees	1	X	X	X
	Establishments with 50 to 99 employees	1	X	X	X
	Establishments with 100 to 249 employees	—	X	X	X
	Establishments with 250 to 499 employees	—	X	X	X
	Establishments with 500 to 999 employees	—	X	X	X
	Establishments with 1,000 employees or more	—	X	X	X
3328	Coating, engraving, heat treating, and allied activities				
	All establishments	12	149	1 322	5 808
	Establishments with 1 to 4 employees	3	X	X	X
	Establishments with 5 to 9 employees	3	X	X	X
	Establishments with 10 to 19 employees	2	X	X	X
	Establishments with 20 to 49 employees	4	X	X	X
	Establishments with 50 to 99 employees	—	X	X	X
	Establishments with 100 to 249 employees	—	X	X	X
	Establishments with 250 to 499 employees	—	X	X	X
	Establishments with 500 to 999 employees	—	X	X	X
	Establishments with 1,000 employees or more	—	X	X	X
33281	Coating, engraving, heat treating, and allied activities				
	All establishments	12	149	1 322	5 808
	Establishments with 1 to 4 employees	3	X	X	X
	Establishments with 5 to 9 employees	3	X	X	X
	Establishments with 10 to 19 employees	2	X	X	X
	Establishments with 20 to 49 employees	4	X	X	X
	Establishments with 50 to 99 employees	—	X	X	X
	Establishments with 100 to 249 employees	—	X	X	X
	Establishments with 250 to 499 employees	—	X	X	X
	Establishments with 500 to 999 employees	—	X	X	X
	Establishments with 1,000 employees or more	—	X	X	X

See footnotes at end of table.

Table 5. Establishments, Employees, and Payroll by Industry and Employment Size of Establishments by County: 2004—Con.

[Excludes most government employees, railroad employees, and self-employed persons. Size class 1 to 4 employees includes establishments having payroll, but no employees, during mid-March pay period. For meaning of abbreviations and symbols, see introductory text. For explanation of terms, see Appendix A. For statement on reliability, see the note at the end of the table and Appendix C]

NAICS code	Geography, kind of business, and employment size class	Establishments (number)	Paid employees for pay period including March 12 (number)	First-quarter payroll (\$1,000)	Annual payroll (\$1,000)
	CAMDEN—Con.				
31-33	Manufacturing—Con.				
332	Fabricated metal product manufacturing—Con.				
3328	Coating, engraving, heat treating, and allied activities—Con.				
33281	Coating, engraving, heat treating, and allied activities—Con.				
	All establishments—Con.				
	Establishments with 1,000 employees or more	—	X	X	X
333	Machinery manufacturing				
	All establishments	27	397	4 539	20 792
	Establishments with 1 to 4 employees	10	X	X	X
	Establishments with 5 to 9 employees	8	X	X	X
	Establishments with 10 to 19 employees	4	X	X	X
	Establishments with 20 to 49 employees	3	X	X	X
	Establishments with 50 to 99 employees	2	X	X	X
	Establishments with 100 to 249 employees	—	X	X	X
	Establishments with 250 to 499 employees	—	X	X	X
	Establishments with 500 to 999 employees	—	X	X	X
	Establishments with 1,000 employees or more	—	X	X	X
3335	Metalworking machinery manufacturing				
	All establishments	13	108	1 086	4 606
	Establishments with 1 to 4 employees	5	X	X	X
	Establishments with 5 to 9 employees	5	X	X	X
	Establishments with 10 to 19 employees	1	X	X	X
	Establishments with 20 to 49 employees	2	X	X	X
	Establishments with 50 to 99 employees	—	X	X	X
	Establishments with 100 to 249 employees	—	X	X	X
	Establishments with 250 to 499 employees	—	X	X	X
	Establishments with 500 to 999 employees	—	X	X	X
	Establishments with 1,000 employees or more	—	X	X	X
33351	Metalworking machinery manufacturing				
	All establishments	13	108	1 086	4 606
	Establishments with 1 to 4 employees	5	X	X	X
	Establishments with 5 to 9 employees	5	X	X	X
	Establishments with 10 to 19 employees	1	X	X	X
	Establishments with 20 to 49 employees	2	X	X	X
	Establishments with 50 to 99 employees	—	X	X	X
	Establishments with 100 to 249 employees	—	X	X	X
	Establishments with 250 to 499 employees	—	X	X	X
	Establishments with 500 to 999 employees	—	X	X	X
	Establishments with 1,000 employees or more	—	X	X	X
3339	Other general purpose machinery manufacturing				
	All establishments	5	200	2 576	12 151
	Establishments with 1 to 4 employees	2	X	X	X
	Establishments with 5 to 9 employees	1	X	X	X
	Establishments with 10 to 19 employees	—	X	X	X
	Establishments with 20 to 49 employees	—	X	X	X
	Establishments with 50 to 99 employees	2	X	X	X
	Establishments with 100 to 249 employees	—	X	X	X
	Establishments with 250 to 499 employees	—	X	X	X
	Establishments with 500 to 999 employees	—	X	X	X
	Establishments with 1,000 employees or more	—	X	X	X
33392	Material handling equipment manufacturing				
	All establishments	4	c	D	D
	Establishments with 1 to 4 employees	1	X	X	X
	Establishments with 5 to 9 employees	1	X	X	X
	Establishments with 10 to 19 employees	—	X	X	X
	Establishments with 20 to 49 employees	—	X	X	X
	Establishments with 50 to 99 employees	2	X	X	X
	Establishments with 100 to 249 employees	—	X	X	X
	Establishments with 250 to 499 employees	—	X	X	X
	Establishments with 500 to 999 employees	—	X	X	X
	Establishments with 1,000 employees or more	—	X	X	X
334	Computer and electronic product manufacturing				
	All establishments	25	2 525	39 545	172 779
	Establishments with 1 to 4 employees	4	X	X	X
	Establishments with 5 to 9 employees	4	X	X	X
	Establishments with 10 to 19 employees	3	X	X	X
	Establishments with 20 to 49 employees	8	X	X	X
	Establishments with 50 to 99 employees	3	X	X	X
	Establishments with 100 to 249 employees	—	X	X	X
	Establishments with 250 to 499 employees	1	X	X	X
	Establishments with 500 to 999 employees	1	X	X	X
	Establishments with 1,000 employees or more	1	X	X	X
3341	Computer and peripheral equipment manufacturing				
	All establishments	2	f	D	D
	Establishments with 1 to 4 employees	—	X	X	X
	Establishments with 5 to 9 employees	—	X	X	X
	Establishments with 10 to 19 employees	—	X	X	X
	Establishments with 20 to 49 employees	1	X	X	X
	Establishments with 50 to 99 employees	—	X	X	X
	Establishments with 100 to 249 employees	—	X	X	X
	Establishments with 250 to 499 employees	—	X	X	X

See footnotes at end of table.

Table 5. Establishments, Employees, and Payroll by Industry and Employment Size of Establishments by County: 2004—Con.

[Excludes most government employees, railroad employees, and self-employed persons. Size class 1 to 4 employees includes establishments having payroll, but no employees, during mid-March pay period. For meaning of abbreviations and symbols, see introductory text. For explanation of terms, see Appendix A. For statement on reliability, see the note at the end of the table and Appendix C]

NAICS code	Geography, kind of business, and employment size class	Establishments (number)	Paid employees for pay period including March 12 (number)	First-quarter payroll (\$1,000)	Annual payroll (\$1,000)
	CAMDEN—Con.				
31-33	Manufacturing—Con.				
334	Computer and electronic product manufacturing—Con.				
3341	Computer and peripheral equipment manufacturing—Con.				
	All establishments—Con.				
	Establishments with 500 to 999 employees	1	X	X	X
	Establishments with 1,000 employees or more	—	X	X	X
33411	Computer and peripheral equipment manufacturing				
	All establishments	2	f	D	D
	Establishments with 1 to 4 employees	—	X	X	X
	Establishments with 5 to 9 employees	—	X	X	X
	Establishments with 10 to 19 employees	—	X	X	X
	Establishments with 20 to 49 employees	1	X	X	X
	Establishments with 50 to 99 employees	—	X	X	X
	Establishments with 100 to 249 employees	—	X	X	X
	Establishments with 250 to 499 employees	—	X	X	X
	Establishments with 500 to 999 employees	1	X	X	X
	Establishments with 1,000 employees or more	—	X	X	X
334119	Other computer peripheral equipment manufacturing				
	All establishments	2	f	D	D
	Establishments with 1 to 4 employees	—	X	X	X
	Establishments with 5 to 9 employees	—	X	X	X
	Establishments with 10 to 19 employees	—	X	X	X
	Establishments with 20 to 49 employees	1	X	X	X
	Establishments with 50 to 99 employees	—	X	X	X
	Establishments with 100 to 249 employees	—	X	X	X
	Establishments with 250 to 499 employees	—	X	X	X
	Establishments with 500 to 999 employees	1	X	X	X
	Establishments with 1,000 employees or more	—	X	X	X
3342	Communications equipment manufacturing				
	All establishments	3	g	D	D
	Establishments with 1 to 4 employees	—	X	X	X
	Establishments with 5 to 9 employees	1	X	X	X
	Establishments with 10 to 19 employees	—	X	X	X
	Establishments with 20 to 49 employees	1	X	X	X
	Establishments with 50 to 99 employees	—	X	X	X
	Establishments with 100 to 249 employees	—	X	X	X
	Establishments with 250 to 499 employees	—	X	X	X
	Establishments with 500 to 999 employees	—	X	X	X
	Establishments with 1,000 employees or more	1	X	X	X
33422	Radio and television broadcasting and wireless communications equipment manufacturing				
	All establishments	3	g	D	D
	Establishments with 1 to 4 employees	—	X	X	X
	Establishments with 5 to 9 employees	1	X	X	X
	Establishments with 10 to 19 employees	—	X	X	X
	Establishments with 20 to 49 employees	1	X	X	X
	Establishments with 50 to 99 employees	—	X	X	X
	Establishments with 100 to 249 employees	—	X	X	X
	Establishments with 250 to 499 employees	—	X	X	X
	Establishments with 500 to 999 employees	—	X	X	X
	Establishments with 1,000 employees or more	1	X	X	X
334220	Radio and television broadcasting and wireless communications equipment manufacturing				
	All establishments	3	g	D	D
	Establishments with 1 to 4 employees	—	X	X	X
	Establishments with 5 to 9 employees	1	X	X	X
	Establishments with 10 to 19 employees	—	X	X	X
	Establishments with 20 to 49 employees	1	X	X	X
	Establishments with 50 to 99 employees	—	X	X	X
	Establishments with 100 to 249 employees	—	X	X	X
	Establishments with 250 to 499 employees	—	X	X	X
	Establishments with 500 to 999 employees	—	X	X	X
	Establishments with 1,000 employees or more	1	X	X	X
3344	Semiconductor and other electronic component manufacturing				
	All establishments	9	271	3 041	11 195
	Establishments with 1 to 4 employees	2	X	X	X
	Establishments with 5 to 9 employees	1	X	X	X
	Establishments with 10 to 19 employees	2	X	X	X
	Establishments with 20 to 49 employees	2	X	X	X
	Establishments with 50 to 99 employees	2	X	X	X
	Establishments with 100 to 249 employees	—	X	X	X
	Establishments with 250 to 499 employees	—	X	X	X
	Establishments with 500 to 999 employees	—	X	X	X
	Establishments with 1,000 employees or more	—	X	X	X

See footnotes at end of table.

Table 5. Establishments, Employees, and Payroll by Industry and Employment Size of Establishments by County: 2004—Con.

[Excludes most government employees, railroad employees, and self-employed persons. Size class 1 to 4 employees includes establishments having payroll, but no employees, during mid-March pay period. For meaning of abbreviations and symbols, see introductory text. For explanation of terms, see Appendix A. For statement on reliability, see the note at the end of the table and Appendix C]

NAICS code	Geography, kind of business, and employment size class	Establishments (number)	Paid employees for pay period including March 12 (number)	First-quarter payroll (\$1,000)	Annual payroll (\$1,000)
31-33	CAMDEN—Con.				
	Manufacturing—Con.				
334	Computer and electronic product manufacturing—Con.				
3344	Semiconductor and other electronic component manufacturing—Con.				
33441	Semiconductor and other electronic component manufacturing				
	All establishments	9	271	3 041	11 195
	Establishments with 1 to 4 employees	2	X	X	X
	Establishments with 5 to 9 employees	1	X	X	X
	Establishments with 10 to 19 employees	2	X	X	X
	Establishments with 20 to 49 employees	2	X	X	X
	Establishments with 50 to 99 employees	2	X	X	X
	Establishments with 100 to 249 employees	—	X	X	X
	Establishments with 250 to 499 employees	—	X	X	X
	Establishments with 500 to 999 employees	—	X	X	X
	Establishments with 1,000 employees or more	—	X	X	X
334419	Other electronic component manufacturing				
	All establishments	4	192	2 381	8 205
	Establishments with 1 to 4 employees	1	X	X	X
	Establishments with 5 to 9 employees	—	X	X	X
	Establishments with 10 to 19 employees	—	X	X	X
	Establishments with 20 to 49 employees	1	X	X	X
	Establishments with 50 to 99 employees	2	X	X	X
	Establishments with 100 to 249 employees	—	X	X	X
	Establishments with 250 to 499 employees	—	X	X	X
	Establishments with 500 to 999 employees	—	X	X	X
	Establishments with 1,000 employees or more	—	X	X	X
3345	Navigational, measuring, electromedical, and control instruments manufacturing				
	All establishments	7	c	D	D
	Establishments with 1 to 4 employees	1	X	X	X
	Establishments with 5 to 9 employees	1	X	X	X
	Establishments with 10 to 19 employees	1	X	X	X
	Establishments with 20 to 49 employees	3	X	X	X
	Establishments with 50 to 99 employees	1	X	X	X
	Establishments with 100 to 249 employees	—	X	X	X
	Establishments with 250 to 499 employees	—	X	X	X
	Establishments with 500 to 999 employees	—	X	X	X
	Establishments with 1,000 employees or more	—	X	X	X
33451	Navigational, measuring, electromedical, and control instruments manufacturing				
	All establishments	7	c	D	D
	Establishments with 1 to 4 employees	1	X	X	X
	Establishments with 5 to 9 employees	1	X	X	X
	Establishments with 10 to 19 employees	1	X	X	X
	Establishments with 20 to 49 employees	3	X	X	X
	Establishments with 50 to 99 employees	1	X	X	X
	Establishments with 100 to 249 employees	—	X	X	X
	Establishments with 250 to 499 employees	—	X	X	X
	Establishments with 500 to 999 employees	—	X	X	X
	Establishments with 1,000 employees or more	—	X	X	X
334515	Instrument manufacturing for measuring and testing electricity and electrical signals				
	All establishments	3	c	D	D
	Establishments with 1 to 4 employees	—	X	X	X
	Establishments with 5 to 9 employees	—	X	X	X
	Establishments with 10 to 19 employees	1	X	X	X
	Establishments with 20 to 49 employees	1	X	X	X
	Establishments with 50 to 99 employees	1	X	X	X
	Establishments with 100 to 249 employees	—	X	X	X
	Establishments with 250 to 499 employees	—	X	X	X
	Establishments with 500 to 999 employees	—	X	X	X
	Establishments with 1,000 employees or more	—	X	X	X
3346	Manufacturing and reproducing magnetic and optical media				
	All establishments	2	e	D	D
	Establishments with 1 to 4 employees	—	X	X	X
	Establishments with 5 to 9 employees	1	X	X	X
	Establishments with 10 to 19 employees	—	X	X	X
	Establishments with 20 to 49 employees	—	X	X	X
	Establishments with 50 to 99 employees	—	X	X	X
	Establishments with 100 to 249 employees	—	X	X	X
	Establishments with 250 to 499 employees	1	X	X	X
	Establishments with 500 to 999 employees	—	X	X	X
	Establishments with 1,000 employees or more	—	X	X	X
33461	Manufacturing and reproducing magnetic and optical media				
	All establishments	2	e	D	D
	Establishments with 1 to 4 employees	—	X	X	X
	Establishments with 5 to 9 employees	1	X	X	X
	Establishments with 10 to 19 employees	—	X	X	X
	Establishments with 20 to 49 employees	—	X	X	X
	Establishments with 50 to 99 employees	—	X	X	X
	Establishments with 100 to 249 employees	—	X	X	X
	Establishments with 250 to 499 employees	1	X	X	X
	Establishments with 500 to 999 employees	—	X	X	X
	Establishments with 1,000 employees or more	—	X	X	X

See footnotes at end of table.

Table 5. Establishments, Employees, and Payroll by Industry and Employment Size of Establishments by County: 2004—Con.

[Excludes most government employees, railroad employees, and self-employed persons. Size class 1 to 4 employees includes establishments having payroll, but no employees, during mid-March pay period. For meaning of abbreviations and symbols, see introductory text. For explanation of terms, see Appendix A. For statement on reliability, see the note at the end of the table and Appendix C]

NAICS code	Geography, kind of business, and employment size class	Establishments (number)	Paid employees for pay period including March 12 (number)	First-quarter payroll (\$1,000)	Annual payroll (\$1,000)
	CAMDEN—Con.				
31-33	Manufacturing—Con.				
334	Computer and electronic product manufacturing—Con.				
3346	Manufacturing and reproducing magnetic and optical media—Con.				
33461	Manufacturing and reproducing magnetic and optical media—Con.				
	All establishments—Con.				
	Establishments with 500 to 999 employees	—	X	X	X
	Establishments with 1,000 employees or more	—	X	X	X
334612	Prerecorded compact disc (except software), tape, and record reproducing				
	All establishments	2	e	D	D
	Establishments with 1 to 4 employees	—	X	X	X
	Establishments with 5 to 9 employees	1	X	X	X
	Establishments with 10 to 19 employees	—	X	X	X
	Establishments with 20 to 49 employees	—	X	X	X
	Establishments with 50 to 99 employees	—	X	X	X
	Establishments with 100 to 249 employees	—	X	X	X
	Establishments with 250 to 499 employees	1	X	X	X
	Establishments with 500 to 999 employees	—	X	X	X
	Establishments with 1,000 employees or more	—	X	X	X
335	Electrical equipment, appliance, and component manufacturing				
	All establishments	11	169	1 365	5 987
	Establishments with 1 to 4 employees	6	X	X	X
	Establishments with 5 to 9 employees	2	X	X	X
	Establishments with 10 to 19 employees	1	X	X	X
	Establishments with 20 to 49 employees	—	X	X	X
	Establishments with 50 to 99 employees	2	X	X	X
	Establishments with 100 to 249 employees	—	X	X	X
	Establishments with 250 to 499 employees	—	X	X	X
	Establishments with 500 to 999 employees	—	X	X	X
	Establishments with 1,000 employees or more	—	X	X	X
3352	Household appliance manufacturing				
	All establishments	2	c	D	D
	Establishments with 1 to 4 employees	—	X	X	X
	Establishments with 5 to 9 employees	—	X	X	X
	Establishments with 10 to 19 employees	—	X	X	X
	Establishments with 20 to 49 employees	—	X	X	X
	Establishments with 50 to 99 employees	2	X	X	X
	Establishments with 100 to 249 employees	—	X	X	X
	Establishments with 250 to 499 employees	—	X	X	X
	Establishments with 500 to 999 employees	—	X	X	X
	Establishments with 1,000 employees or more	—	X	X	X
336	Transportation equipment manufacturing				
	All establishments	11	176	1 355	5 710
	Establishments with 1 to 4 employees	2	X	X	X
	Establishments with 5 to 9 employees	4	X	X	X
	Establishments with 10 to 19 employees	1	X	X	X
	Establishments with 20 to 49 employees	4	X	X	X
	Establishments with 50 to 99 employees	—	X	X	X
	Establishments with 100 to 249 employees	—	X	X	X
	Establishments with 250 to 499 employees	—	X	X	X
	Establishments with 500 to 999 employees	—	X	X	X
	Establishments with 1,000 employees or more	—	X	X	X
337	Furniture and related product manufacturing				
	All establishments	23	299	2 641	11 967
	Establishments with 1 to 4 employees	10	X	X	X
	Establishments with 5 to 9 employees	3	X	X	X
	Establishments with 10 to 19 employees	5	X	X	X
	Establishments with 20 to 49 employees	4	X	X	X
	Establishments with 50 to 99 employees	1	X	X	X
	Establishments with 100 to 249 employees	—	X	X	X
	Establishments with 250 to 499 employees	—	X	X	X
	Establishments with 500 to 999 employees	—	X	X	X
	Establishments with 1,000 employees or more	—	X	X	X
3371	Household and institutional furniture and kitchen cabinet manufacturing				
	All establishments	14	115	937	3 858
	Establishments with 1 to 4 employees	9	X	X	X
	Establishments with 5 to 9 employees	2	X	X	X
	Establishments with 10 to 19 employees	1	X	X	X
	Establishments with 20 to 49 employees	2	X	X	X
	Establishments with 50 to 99 employees	—	X	X	X
	Establishments with 100 to 249 employees	—	X	X	X
	Establishments with 250 to 499 employees	—	X	X	X
	Establishments with 500 to 999 employees	—	X	X	X
	Establishments with 1,000 employees or more	—	X	X	X

See footnotes at end of table.

Table 5. Establishments, Employees, and Payroll by Industry and Employment Size of Establishments by County: 2004—Con.

[Excludes most government employees, railroad employees, and self-employed persons. Size class 1 to 4 employees includes establishments having payroll, but no employees, during mid-March pay period. For meaning of abbreviations and symbols, see introductory text. For explanation of terms, see Appendix A. For statement on reliability, see the note at the end of the table and Appendix C]

NAICS code	Geography, kind of business, and employment size class	Establishments (number)	Paid employees for pay period including March 12 (number)	First-quarter payroll (\$1,000)	Annual payroll (\$1,000)
	CAMDEN—Con.				
31-33	Manufacturing—Con.				
337	Furniture and related product manufacturing—Con.				
3372	Office furniture (including fixtures) manufacturing				
	All establishments	9	184	1 704	8 109
	Establishments with 1 to 4 employees	1	X	X	X
	Establishments with 5 to 9 employees	1	X	X	X
	Establishments with 10 to 19 employees	4	X	X	X
	Establishments with 20 to 49 employees	2	X	X	X
	Establishments with 50 to 99 employees	1	X	X	X
	Establishments with 100 to 249 employees	—	X	X	X
	Establishments with 250 to 499 employees	—	X	X	X
	Establishments with 500 to 999 employees	—	X	X	X
	Establishments with 1,000 employees or more	—	X	X	X
33721	Office furniture (including fixtures) manufacturing				
	All establishments	9	184	1 704	8 109
	Establishments with 1 to 4 employees	1	X	X	X
	Establishments with 5 to 9 employees	1	X	X	X
	Establishments with 10 to 19 employees	4	X	X	X
	Establishments with 20 to 49 employees	2	X	X	X
	Establishments with 50 to 99 employees	1	X	X	X
	Establishments with 100 to 249 employees	—	X	X	X
	Establishments with 250 to 499 employees	—	X	X	X
	Establishments with 500 to 999 employees	—	X	X	X
	Establishments with 1,000 employees or more	—	X	X	X
337212	Custom architectural woodwork and millwork manufacturing				
	All establishments	3	112	1 200	6 002
	Establishments with 1 to 4 employees	—	X	X	X
	Establishments with 5 to 9 employees	—	X	X	X
	Establishments with 10 to 19 employees	1	X	X	X
	Establishments with 20 to 49 employees	1	X	X	X
	Establishments with 50 to 99 employees	1	X	X	X
	Establishments with 100 to 249 employees	—	X	X	X
	Establishments with 250 to 499 employees	—	X	X	X
	Establishments with 500 to 999 employees	—	X	X	X
	Establishments with 1,000 employees or more	—	X	X	X
339	Miscellaneous manufacturing				
	All establishments	71	1 327	9 487	40 988
	Establishments with 1 to 4 employees	27	X	X	X
	Establishments with 5 to 9 employees	21	X	X	X
	Establishments with 10 to 19 employees	10	X	X	X
	Establishments with 20 to 49 employees	7	X	X	X
	Establishments with 50 to 99 employees	2	X	X	X
	Establishments with 100 to 249 employees	4	X	X	X
	Establishments with 250 to 499 employees	—	X	X	X
	Establishments with 500 to 999 employees	—	X	X	X
	Establishments with 1,000 employees or more	—	X	X	X
3391	Medical equipment and supplies manufacturing				
	All establishments	42	926	5 683	23 923
	Establishments with 1 to 4 employees	16	X	X	X
	Establishments with 5 to 9 employees	10	X	X	X
	Establishments with 10 to 19 employees	7	X	X	X
	Establishments with 20 to 49 employees	5	X	X	X
	Establishments with 50 to 99 employees	1	X	X	X
	Establishments with 100 to 249 employees	3	X	X	X
	Establishments with 250 to 499 employees	—	X	X	X
	Establishments with 500 to 999 employees	—	X	X	X
	Establishments with 1,000 employees or more	—	X	X	X
33911	Medical equipment and supplies manufacturing				
	All establishments	42	926	5 683	23 923
	Establishments with 1 to 4 employees	16	X	X	X
	Establishments with 5 to 9 employees	10	X	X	X
	Establishments with 10 to 19 employees	7	X	X	X
	Establishments with 20 to 49 employees	5	X	X	X
	Establishments with 50 to 99 employees	1	X	X	X
	Establishments with 100 to 249 employees	3	X	X	X
	Establishments with 250 to 499 employees	—	X	X	X
	Establishments with 500 to 999 employees	—	X	X	X
	Establishments with 1,000 employees or more	—	X	X	X
339112	Surgical and medical instrument manufacturing				
	All establishments	6	223	1 750	7 282
	Establishments with 1 to 4 employees	3	X	X	X
	Establishments with 5 to 9 employees	1	X	X	X
	Establishments with 10 to 19 employees	—	X	X	X
	Establishments with 20 to 49 employees	1	X	X	X
	Establishments with 50 to 99 employees	—	X	X	X
	Establishments with 100 to 249 employees	1	X	X	X
	Establishments with 250 to 499 employees	—	X	X	X
	Establishments with 500 to 999 employees	—	X	X	X
	Establishments with 1,000 employees or more	—	X	X	X

See footnotes at end of table.

Table 5. Establishments, Employees, and Payroll by Industry and Employment Size of Establishments by County: 2004—Con.

[Excludes most government employees, railroad employees, and self-employed persons. Size class 1 to 4 employees includes establishments having payroll, but no employees, during mid-March pay period. For meaning of abbreviations and symbols, see introductory text. For explanation of terms, see Appendix A. For statement on reliability, see the note at the end of the table and Appendix C]

NAICS code	Geography, kind of business, and employment size class	Establishments (number)	Paid employees for pay period including March 12 (number)	First-quarter payroll (\$1,000)	Annual payroll (\$1,000)
CAMDEN—Con.					
31-33	Manufacturing—Con.				
339	Miscellaneous manufacturing—Con.				
3391	Medical equipment and supplies manufacturing—Con.				
33911	Medical equipment and supplies manufacturing—Con.				
339115	Ophthalmic goods manufacturing				
	All establishments	5	416	2 004	8 325
	Establishments with 1 to 4 employees	—	X	X	X
	Establishments with 5 to 9 employees	1	X	X	X
	Establishments with 10 to 19 employees	—	X	X	X
	Establishments with 20 to 49 employees	2	X	X	X
	Establishments with 50 to 99 employees	—	X	X	X
	Establishments with 100 to 249 employees	2	X	X	X
	Establishments with 250 to 499 employees	—	X	X	X
	Establishments with 500 to 999 employees	—	X	X	X
	Establishments with 1,000 employees or more	—	X	X	X
339116	Dental laboratories				
	All establishments	21	146	915	3 924
	Establishments with 1 to 4 employees	10	X	X	X
	Establishments with 5 to 9 employees	6	X	X	X
	Establishments with 10 to 19 employees	4	X	X	X
	Establishments with 20 to 49 employees	1	X	X	X
	Establishments with 50 to 99 employees	—	X	X	X
	Establishments with 100 to 249 employees	—	X	X	X
	Establishments with 250 to 499 employees	—	X	X	X
	Establishments with 500 to 999 employees	—	X	X	X
	Establishments with 1,000 employees or more	—	X	X	X
3399	Other miscellaneous manufacturing				
	All establishments	29	401	3 804	17 065
	Establishments with 1 to 4 employees	11	X	X	X
	Establishments with 5 to 9 employees	11	X	X	X
	Establishments with 10 to 19 employees	3	X	X	X
	Establishments with 20 to 49 employees	2	X	X	X
	Establishments with 50 to 99 employees	1	X	X	X
	Establishments with 100 to 249 employees	1	X	X	X
	Establishments with 250 to 499 employees	—	X	X	X
	Establishments with 500 to 999 employees	—	X	X	X
	Establishments with 1,000 employees or more	—	X	X	X
33992	Sporting and athletic goods manufacturing				
	All establishments	2	c	D	D
	Establishments with 1 to 4 employees	1	X	X	X
	Establishments with 5 to 9 employees	—	X	X	X
	Establishments with 10 to 19 employees	—	X	X	X
	Establishments with 20 to 49 employees	—	X	X	X
	Establishments with 50 to 99 employees	—	X	X	X
	Establishments with 100 to 249 employees	1	X	X	X
	Establishments with 250 to 499 employees	—	X	X	X
	Establishments with 500 to 999 employees	—	X	X	X
	Establishments with 1,000 employees or more	—	X	X	X
339920	Sporting and athletic goods manufacturing				
	All establishments	2	c	D	D
	Establishments with 1 to 4 employees	1	X	X	X
	Establishments with 5 to 9 employees	—	X	X	X
	Establishments with 10 to 19 employees	—	X	X	X
	Establishments with 20 to 49 employees	—	X	X	X
	Establishments with 50 to 99 employees	—	X	X	X
	Establishments with 100 to 249 employees	1	X	X	X
	Establishments with 250 to 499 employees	—	X	X	X
	Establishments with 500 to 999 employees	—	X	X	X
	Establishments with 1,000 employees or more	—	X	X	X
33995	Sign manufacturing				
	All establishments	13	141	1 406	7 264
	Establishments with 1 to 4 employees	7	X	X	X
	Establishments with 5 to 9 employees	3	X	X	X
	Establishments with 10 to 19 employees	1	X	X	X
	Establishments with 20 to 49 employees	1	X	X	X
	Establishments with 50 to 99 employees	—	X	X	X
	Establishments with 100 to 249 employees	—	X	X	X
	Establishments with 250 to 499 employees	—	X	X	X
	Establishments with 500 to 999 employees	—	X	X	X
	Establishments with 1,000 employees or more	—	X	X	X
339950	Sign manufacturing				
	All establishments	13	141	1 406	7 264
	Establishments with 1 to 4 employees	7	X	X	X
	Establishments with 5 to 9 employees	3	X	X	X
	Establishments with 10 to 19 employees	1	X	X	X
	Establishments with 20 to 49 employees	1	X	X	X
	Establishments with 50 to 99 employees	—	X	X	X
	Establishments with 100 to 249 employees	—	X	X	X
	Establishments with 250 to 499 employees	—	X	X	X
	Establishments with 500 to 999 employees	—	X	X	X

See footnotes at end of table.

Table 5. Establishments, Employees, and Payroll by Industry and Employment Size of Establishments by County: 2004—Con.

[Excludes most government employees, railroad employees, and self-employed persons. Size class 1 to 4 employees includes establishments having payroll, but no employees, during mid-March pay period. For meaning of abbreviations and symbols, see introductory text. For explanation of terms, see Appendix A. For statement on reliability, see the note at the end of the table and Appendix C]

NAICS code	Geography, kind of business, and employment size class	Establishments (number)	Paid employees for pay period including March 12 (number)	First-quarter payroll (\$1,000)	Annual payroll (\$1,000)
	CAMDEN—Con.				
31-33	Manufacturing—Con.				
339	Miscellaneous manufacturing—Con.				
3399	Other miscellaneous manufacturing—Con.				
33995	Sign manufacturing—Con.				
339950	Sign manufacturing—Con.				
	All establishments—Con.				
	Establishments with 1,000 employees or more	—	X	X	X
33999	All other miscellaneous manufacturing				
	All establishments	12	101	831	3 186
	Establishments with 1 to 4 employees	3	X	X	X
	Establishments with 5 to 9 employees	6	X	X	X
	Establishments with 10 to 19 employees	2	X	X	X
	Establishments with 20 to 49 employees	1	X	X	X
	Establishments with 50 to 99 employees	—	X	X	X
	Establishments with 100 to 249 employees	—	X	X	X
	Establishments with 250 to 499 employees	—	X	X	X
	Establishments with 500 to 999 employees	—	X	X	X
	Establishments with 1,000 employees or more	—	X	X	X
42	Wholesale trade				
	All establishments	786	10 986	117 651	520 009
	Establishments with 1 to 4 employees	396	X	X	X
	Establishments with 5 to 9 employees	148	X	X	X
	Establishments with 10 to 19 employees	107	X	X	X
	Establishments with 20 to 49 employees	89	X	X	X
	Establishments with 50 to 99 employees	31	X	X	X
	Establishments with 100 to 249 employees	12	X	X	X
	Establishments with 250 to 499 employees	2	X	X	X
	Establishments with 500 to 999 employees	1	X	X	X
	Establishments with 1,000 employees or more	—	X	X	X
423	Durable goods merchant wholesalers				
	All establishments	468	6 306	69 256	309 717
	Establishments with 1 to 4 employees	212	X	X	X
	Establishments with 5 to 9 employees	92	X	X	X
	Establishments with 10 to 19 employees	71	X	X	X
	Establishments with 20 to 49 employees	65	X	X	X
	Establishments with 50 to 99 employees	22	X	X	X
	Establishments with 100 to 249 employees	6	X	X	X
	Establishments with 250 to 499 employees	—	X	X	X
	Establishments with 500 to 999 employees	—	X	X	X
	Establishments with 1,000 employees or more	—	X	X	X
4231	Motor vehicle and motor vehicle parts and supplies merchant wholesalers				
	All establishments	59	1 178	12 701	56 091
	Establishments with 1 to 4 employees	13	X	X	X
	Establishments with 5 to 9 employees	14	X	X	X
	Establishments with 10 to 19 employees	12	X	X	X
	Establishments with 20 to 49 employees	16	X	X	X
	Establishments with 50 to 99 employees	3	X	X	X
	Establishments with 100 to 249 employees	1	X	X	X
	Establishments with 250 to 499 employees	—	X	X	X
	Establishments with 500 to 999 employees	—	X	X	X
	Establishments with 1,000 employees or more	—	X	X	X
42311	Automobile and other motor vehicle merchant wholesalers				
	All establishments	14	355	4 131	15 739
	Establishments with 1 to 4 employees	2	X	X	X
	Establishments with 5 to 9 employees	3	X	X	X
	Establishments with 10 to 19 employees	2	X	X	X
	Establishments with 20 to 49 employees	6	X	X	X
	Establishments with 50 to 99 employees	1	X	X	X
	Establishments with 100 to 249 employees	—	X	X	X
	Establishments with 250 to 499 employees	—	X	X	X
	Establishments with 500 to 999 employees	—	X	X	X
	Establishments with 1,000 employees or more	—	X	X	X
423110	Automobile and other motor vehicle merchant wholesalers				
	All establishments	14	355	4 131	15 739
	Establishments with 1 to 4 employees	2	X	X	X
	Establishments with 5 to 9 employees	3	X	X	X
	Establishments with 10 to 19 employees	2	X	X	X
	Establishments with 20 to 49 employees	6	X	X	X
	Establishments with 50 to 99 employees	1	X	X	X
	Establishments with 100 to 249 employees	—	X	X	X
	Establishments with 250 to 499 employees	—	X	X	X
	Establishments with 500 to 999 employees	—	X	X	X
	Establishments with 1,000 employees or more	—	X	X	X

See footnotes at end of table.

Table 5. Establishments, Employees, and Payroll by Industry and Employment Size of Establishments by County: 2004—Con.

[Excludes most government employees, railroad employees, and self-employed persons. Size class 1 to 4 employees includes establishments having payroll, but no employees, during mid-March pay period. For meaning of abbreviations and symbols, see introductory text. For explanation of terms, see Appendix A. For statement on reliability, see the note at the end of the table and Appendix C]

NAICS code	Geography, kind of business, and employment size class	Establishments (number)	Paid employees for pay period including March 12 (number)	First-quarter payroll (\$1,000)	Annual payroll (\$1,000)
42	CAMDEN—Con.				
	Wholesale trade—Con.				
423	Durable goods merchant wholesalers—Con.				
4231	Motor vehicle and motor vehicle parts and supplies merchant wholesalers—Con.				
42312	Motor vehicle supplies and new parts merchant wholesalers				
	All establishments	36	670	5 995	27 740
	Establishments with 1 to 4 employees	9	X	X	X
	Establishments with 5 to 9 employees	9	X	X	X
	Establishments with 10 to 19 employees	8	X	X	X
	Establishments with 20 to 49 employees	7	X	X	X
	Establishments with 50 to 99 employees	2	X	X	X
	Establishments with 100 to 249 employees	1	X	X	X
	Establishments with 250 to 499 employees	—	X	X	X
	Establishments with 500 to 999 employees	—	X	X	X
	Establishments with 1,000 employees or more	—	X	X	X
423120	Motor vehicle supplies and new parts merchant wholesalers				
	All establishments	36	670	5 995	27 740
	Establishments with 1 to 4 employees	9	X	X	X
	Establishments with 5 to 9 employees	9	X	X	X
	Establishments with 10 to 19 employees	8	X	X	X
	Establishments with 20 to 49 employees	7	X	X	X
	Establishments with 50 to 99 employees	2	X	X	X
	Establishments with 100 to 249 employees	1	X	X	X
	Establishments with 250 to 499 employees	—	X	X	X
	Establishments with 500 to 999 employees	—	X	X	X
	Establishments with 1,000 employees or more	—	X	X	X
4232	Furniture and home furnishing merchant wholesalers				
	All establishments	27	302	4 246	20 763
	Establishments with 1 to 4 employees	13	X	X	X
	Establishments with 5 to 9 employees	6	X	X	X
	Establishments with 10 to 19 employees	4	X	X	X
	Establishments with 20 to 49 employees	3	X	X	X
	Establishments with 50 to 99 employees	1	X	X	X
	Establishments with 100 to 249 employees	—	X	X	X
	Establishments with 250 to 499 employees	—	X	X	X
	Establishments with 500 to 999 employees	—	X	X	X
	Establishments with 1,000 employees or more	—	X	X	X
42322	Home furnishing merchant wholesalers				
	All establishments	18	250	3 567	17 693
	Establishments with 1 to 4 employees	8	X	X	X
	Establishments with 5 to 9 employees	4	X	X	X
	Establishments with 10 to 19 employees	3	X	X	X
	Establishments with 20 to 49 employees	2	X	X	X
	Establishments with 50 to 99 employees	1	X	X	X
	Establishments with 100 to 249 employees	—	X	X	X
	Establishments with 250 to 499 employees	—	X	X	X
	Establishments with 500 to 999 employees	—	X	X	X
	Establishments with 1,000 employees or more	—	X	X	X
423220	Home furnishing merchant wholesalers				
	All establishments	18	250	3 567	17 693
	Establishments with 1 to 4 employees	8	X	X	X
	Establishments with 5 to 9 employees	4	X	X	X
	Establishments with 10 to 19 employees	3	X	X	X
	Establishments with 20 to 49 employees	2	X	X	X
	Establishments with 50 to 99 employees	1	X	X	X
	Establishments with 100 to 249 employees	—	X	X	X
	Establishments with 250 to 499 employees	—	X	X	X
	Establishments with 500 to 999 employees	—	X	X	X
	Establishments with 1,000 employees or more	—	X	X	X
4233	Lumber and other construction materials merchant wholesalers				
	All establishments	37	722	9 431	41 774
	Establishments with 1 to 4 employees	11	X	X	X
	Establishments with 5 to 9 employees	6	X	X	X
	Establishments with 10 to 19 employees	8	X	X	X
	Establishments with 20 to 49 employees	7	X	X	X
	Establishments with 50 to 99 employees	4	X	X	X
	Establishments with 100 to 249 employees	1	X	X	X
	Establishments with 250 to 499 employees	—	X	X	X
	Establishments with 500 to 999 employees	—	X	X	X
	Establishments with 1,000 employees or more	—	X	X	X
42331	Lumber, plywood, millwork, and wood panel merchant wholesalers				
	All establishments	13	405	5 592	23 889
	Establishments with 1 to 4 employees	4	X	X	X
	Establishments with 5 to 9 employees	1	X	X	X
	Establishments with 10 to 19 employees	2	X	X	X
	Establishments with 20 to 49 employees	2	X	X	X
	Establishments with 50 to 99 employees	3	X	X	X
	Establishments with 100 to 249 employees	1	X	X	X
	Establishments with 250 to 499 employees	—	X	X	X
	Establishments with 500 to 999 employees	—	X	X	X
	Establishments with 1,000 employees or more	—	X	X	X

See footnotes at end of table.

Table 5. Establishments, Employees, and Payroll by Industry and Employment Size of Establishments by County: 2004—Con.

[Excludes most government employees, railroad employees, and self-employed persons. Size class 1 to 4 employees includes establishments having payroll, but no employees, during mid-March pay period. For meaning of abbreviations and symbols, see introductory text. For explanation of terms, see Appendix A. For statement on reliability, see the note at the end of the table and Appendix C]

NAICS code	Geography, kind of business, and employment size class	Establishments (number)	Paid employees for pay period including March 12 (number)	First-quarter payroll (\$1,000)	Annual payroll (\$1,000)
	CAMDEN—Con.				
42	Wholesale trade—Con.				
423	Durable goods merchant wholesalers—Con.				
4233	Lumber and other construction materials merchant wholesalers—Con.				
42331	Lumber, plywood, millwork, and wood panel merchant wholesalers—Con.				
423310	Lumber, plywood, millwork, and wood panel merchant wholesalers				
	All establishments	13	405	5 592	23 889
	Establishments with 1 to 4 employees	4	X	X	X
	Establishments with 5 to 9 employees	1	X	X	X
	Establishments with 10 to 19 employees	2	X	X	X
	Establishments with 20 to 49 employees	2	X	X	X
	Establishments with 50 to 99 employees	3	X	X	X
	Establishments with 100 to 249 employees	1	X	X	X
	Establishments with 250 to 499 employees	—	X	X	X
	Establishments with 500 to 999 employees	—	X	X	X
	Establishments with 1,000 employees or more	—	X	X	X
42332	Brick, stone, and related construction material merchant wholesalers				
	All establishments	7	154	1 633	7 825
	Establishments with 1 to 4 employees	2	X	X	X
	Establishments with 5 to 9 employees	—	X	X	X
	Establishments with 10 to 19 employees	1	X	X	X
	Establishments with 20 to 49 employees	3	X	X	X
	Establishments with 50 to 99 employees	1	X	X	X
	Establishments with 100 to 249 employees	—	X	X	X
	Establishments with 250 to 499 employees	—	X	X	X
	Establishments with 500 to 999 employees	—	X	X	X
	Establishments with 1,000 employees or more	—	X	X	X
423320	Brick, stone, and related construction material merchant wholesalers				
	All establishments	7	154	1 633	7 825
	Establishments with 1 to 4 employees	2	X	X	X
	Establishments with 5 to 9 employees	—	X	X	X
	Establishments with 10 to 19 employees	1	X	X	X
	Establishments with 20 to 49 employees	3	X	X	X
	Establishments with 50 to 99 employees	1	X	X	X
	Establishments with 100 to 249 employees	—	X	X	X
	Establishments with 250 to 499 employees	—	X	X	X
	Establishments with 500 to 999 employees	—	X	X	X
	Establishments with 1,000 employees or more	—	X	X	X
4234	Professional and commercial equipment and supplies merchant wholesalers				
	All establishments	69	913	9 958	42 733
	Establishments with 1 to 4 employees	34	X	X	X
	Establishments with 5 to 9 employees	10	X	X	X
	Establishments with 10 to 19 employees	11	X	X	X
	Establishments with 20 to 49 employees	10	X	X	X
	Establishments with 50 to 99 employees	3	X	X	X
	Establishments with 100 to 249 employees	1	X	X	X
	Establishments with 250 to 499 employees	—	X	X	X
	Establishments with 500 to 999 employees	—	X	X	X
	Establishments with 1,000 employees or more	—	X	X	X
42342	Office equipment merchant wholesalers				
	All establishments	15	289	3 238	13 506
	Establishments with 1 to 4 employees	4	X	X	X
	Establishments with 5 to 9 employees	5	X	X	X
	Establishments with 10 to 19 employees	1	X	X	X
	Establishments with 20 to 49 employees	3	X	X	X
	Establishments with 50 to 99 employees	2	X	X	X
	Establishments with 100 to 249 employees	—	X	X	X
	Establishments with 250 to 499 employees	—	X	X	X
	Establishments with 500 to 999 employees	—	X	X	X
	Establishments with 1,000 employees or more	—	X	X	X
423420	Office equipment merchant wholesalers				
	All establishments	15	289	3 238	13 506
	Establishments with 1 to 4 employees	4	X	X	X
	Establishments with 5 to 9 employees	5	X	X	X
	Establishments with 10 to 19 employees	1	X	X	X
	Establishments with 20 to 49 employees	3	X	X	X
	Establishments with 50 to 99 employees	2	X	X	X
	Establishments with 100 to 249 employees	—	X	X	X
	Establishments with 250 to 499 employees	—	X	X	X
	Establishments with 500 to 999 employees	—	X	X	X
	Establishments with 1,000 employees or more	—	X	X	X

See footnotes at end of table.

Table 5. Establishments, Employees, and Payroll by Industry and Employment Size of Establishments by County: 2004—Con.

[Excludes most government employees, railroad employees, and self-employed persons. Size class 1 to 4 employees includes establishments having payroll, but no employees, during mid-March pay period. For meaning of abbreviations and symbols, see introductory text. For explanation of terms, see Appendix A. For statement on reliability, see the note at the end of the table and Appendix C]

NAICS code	Geography, kind of business, and employment size class	Establishments (number)	Paid employees for pay period including March 12 (number)	First-quarter payroll (\$1,000)	Annual payroll (\$1,000)
	CAMDEN—Con.				
42	Wholesale trade—Con.				
423	Durable goods merchant wholesalers—Con.				
4234	Professional and commercial equipment and supplies merchant wholesalers—Con.				
42343	Computer and computer peripheral equipment and software merchant wholesalers				
	All establishments	32	184	1 766	7 730
	Establishments with 1 to 4 employees	21	X	X	X
	Establishments with 5 to 9 employees	3	X	X	X
	Establishments with 10 to 19 employees	5	X	X	X
	Establishments with 20 to 49 employees	3	X	X	X
	Establishments with 50 to 99 employees	—	X	X	X
	Establishments with 100 to 249 employees	—	X	X	X
	Establishments with 250 to 499 employees	—	X	X	X
	Establishments with 500 to 999 employees	—	X	X	X
	Establishments with 1,000 employees or more	—	X	X	X
423430	Computer and computer peripheral equipment and software merchant wholesalers				
	All establishments	32	184	1 766	7 730
	Establishments with 1 to 4 employees	21	X	X	X
	Establishments with 5 to 9 employees	3	X	X	X
	Establishments with 10 to 19 employees	5	X	X	X
	Establishments with 20 to 49 employees	3	X	X	X
	Establishments with 50 to 99 employees	—	X	X	X
	Establishments with 100 to 249 employees	—	X	X	X
	Establishments with 250 to 499 employees	—	X	X	X
	Establishments with 500 to 999 employees	—	X	X	X
	Establishments with 1,000 employees or more	—	X	X	X
42344	Other commercial equipment merchant wholesalers				
	All establishments	8	115	1 254	6 140
	Establishments with 1 to 4 employees	3	X	X	X
	Establishments with 5 to 9 employees	—	X	X	X
	Establishments with 10 to 19 employees	3	X	X	X
	Establishments with 20 to 49 employees	2	X	X	X
	Establishments with 50 to 99 employees	—	X	X	X
	Establishments with 100 to 249 employees	—	X	X	X
	Establishments with 250 to 499 employees	—	X	X	X
	Establishments with 500 to 999 employees	—	X	X	X
	Establishments with 1,000 employees or more	—	X	X	X
423440	Other commercial equipment merchant wholesalers				
	All establishments	8	115	1 254	6 140
	Establishments with 1 to 4 employees	3	X	X	X
	Establishments with 5 to 9 employees	—	X	X	X
	Establishments with 10 to 19 employees	3	X	X	X
	Establishments with 20 to 49 employees	2	X	X	X
	Establishments with 50 to 99 employees	—	X	X	X
	Establishments with 100 to 249 employees	—	X	X	X
	Establishments with 250 to 499 employees	—	X	X	X
	Establishments with 500 to 999 employees	—	X	X	X
	Establishments with 1,000 employees or more	—	X	X	X
42345	Medical, dental, and hospital equipment and supplies merchant wholesalers				
	All establishments	7	193	2 147	8 884
	Establishments with 1 to 4 employees	5	X	X	X
	Establishments with 5 to 9 employees	—	X	X	X
	Establishments with 10 to 19 employees	—	X	X	X
	Establishments with 20 to 49 employees	1	X	X	X
	Establishments with 50 to 99 employees	—	X	X	X
	Establishments with 100 to 249 employees	1	X	X	X
	Establishments with 250 to 499 employees	—	X	X	X
	Establishments with 500 to 999 employees	—	X	X	X
	Establishments with 1,000 employees or more	—	X	X	X
423450	Medical, dental, and hospital equipment and supplies merchant wholesalers				
	All establishments	7	193	2 147	8 884
	Establishments with 1 to 4 employees	5	X	X	X
	Establishments with 5 to 9 employees	—	X	X	X
	Establishments with 10 to 19 employees	—	X	X	X
	Establishments with 20 to 49 employees	1	X	X	X
	Establishments with 50 to 99 employees	—	X	X	X
	Establishments with 100 to 249 employees	1	X	X	X
	Establishments with 250 to 499 employees	—	X	X	X
	Establishments with 500 to 999 employees	—	X	X	X
	Establishments with 1,000 employees or more	—	X	X	X

See footnotes at end of table.

Table 5. Establishments, Employees, and Payroll by Industry and Employment Size of Establishments by County: 2004—Con.

[Excludes most government employees, railroad employees, and self-employed persons. Size class 1 to 4 employees includes establishments having payroll, but no employees, during mid-March pay period. For meaning of abbreviations and symbols, see introductory text. For explanation of terms, see Appendix A. For statement on reliability, see the note at the end of the table and Appendix C]

NAICS code	Geography, kind of business, and employment size class	Establishments (number)	Paid employees for pay period including March 12 (number)	First-quarter payroll (\$1,000)	Annual payroll (\$1,000)
42	CAMDEN—Con.				
	Wholesale trade—Con.				
423	Durable goods merchant wholesalers—Con.				
4235	Metal and mineral (except petroleum) merchant wholesalers				
	All establishments	20	313	4 076	21 026
	Establishments with 1 to 4 employees	11	X	X	X
	Establishments with 5 to 9 employees	3	X	X	X
	Establishments with 10 to 19 employees	2	X	X	X
	Establishments with 20 to 49 employees	2	X	X	X
	Establishments with 50 to 99 employees	2	X	X	X
	Establishments with 100 to 249 employees	—	X	X	X
	Establishments with 250 to 499 employees	—	X	X	X
	Establishments with 500 to 999 employees	—	X	X	X
	Establishments with 1,000 employees or more	—	X	X	X
42351	Metal service centers and other metal merchant wholesalers				
	All establishments	20	313	4 076	21 026
	Establishments with 1 to 4 employees	11	X	X	X
	Establishments with 5 to 9 employees	3	X	X	X
	Establishments with 10 to 19 employees	2	X	X	X
	Establishments with 20 to 49 employees	2	X	X	X
	Establishments with 50 to 99 employees	2	X	X	X
	Establishments with 100 to 249 employees	—	X	X	X
	Establishments with 250 to 499 employees	—	X	X	X
	Establishments with 500 to 999 employees	—	X	X	X
	Establishments with 1,000 employees or more	—	X	X	X
423510	Metal service centers and other metal merchant wholesalers				
	All establishments	20	313	4 076	21 026
	Establishments with 1 to 4 employees	11	X	X	X
	Establishments with 5 to 9 employees	3	X	X	X
	Establishments with 10 to 19 employees	2	X	X	X
	Establishments with 20 to 49 employees	2	X	X	X
	Establishments with 50 to 99 employees	2	X	X	X
	Establishments with 100 to 249 employees	—	X	X	X
	Establishments with 250 to 499 employees	—	X	X	X
	Establishments with 500 to 999 employees	—	X	X	X
	Establishments with 1,000 employees or more	—	X	X	X
4236	Electrical and electronic goods merchant wholesalers				
	All establishments	58	586	6 699	28 746
	Establishments with 1 to 4 employees	32	X	X	X
	Establishments with 5 to 9 employees	10	X	X	X
	Establishments with 10 to 19 employees	8	X	X	X
	Establishments with 20 to 49 employees	5	X	X	X
	Establishments with 50 to 99 employees	3	X	X	X
	Establishments with 100 to 249 employees	—	X	X	X
	Establishments with 250 to 499 employees	—	X	X	X
	Establishments with 500 to 999 employees	—	X	X	X
	Establishments with 1,000 employees or more	—	X	X	X
42361	Electrical apparatus and equipment, wiring supplies, and related equipment merchant wholesalers				
	All establishments	29	409	4 244	17 910
	Establishments with 1 to 4 employees	12	X	X	X
	Establishments with 5 to 9 employees	7	X	X	X
	Establishments with 10 to 19 employees	4	X	X	X
	Establishments with 20 to 49 employees	3	X	X	X
	Establishments with 50 to 99 employees	3	X	X	X
	Establishments with 100 to 249 employees	—	X	X	X
	Establishments with 250 to 499 employees	—	X	X	X
	Establishments with 500 to 999 employees	—	X	X	X
	Establishments with 1,000 employees or more	—	X	X	X
423610	Electrical apparatus and equipment, wiring supplies, and related equipment merchant wholesalers				
	All establishments	29	409	4 244	17 910
	Establishments with 1 to 4 employees	12	X	X	X
	Establishments with 5 to 9 employees	7	X	X	X
	Establishments with 10 to 19 employees	4	X	X	X
	Establishments with 20 to 49 employees	3	X	X	X
	Establishments with 50 to 99 employees	3	X	X	X
	Establishments with 100 to 249 employees	—	X	X	X
	Establishments with 250 to 499 employees	—	X	X	X
	Establishments with 500 to 999 employees	—	X	X	X
	Establishments with 1,000 employees or more	—	X	X	X
42369	Other electronic parts and equipment merchant wholesalers				
	All establishments	25	c	D	D
	Establishments with 1 to 4 employees	17	X	X	X
	Establishments with 5 to 9 employees	3	X	X	X
	Establishments with 10 to 19 employees	4	X	X	X
	Establishments with 20 to 49 employees	1	X	X	X
	Establishments with 50 to 99 employees	—	X	X	X
	Establishments with 100 to 249 employees	—	X	X	X
	Establishments with 250 to 499 employees	—	X	X	X
	Establishments with 500 to 999 employees	—	X	X	X
	Establishments with 1,000 employees or more	—	X	X	X

See footnotes at end of table.

Table 5. Establishments, Employees, and Payroll by Industry and Employment Size of Establishments by County: 2004—Con.

[Excludes most government employees, railroad employees, and self-employed persons. Size class 1 to 4 employees includes establishments having payroll, but no employees, during mid-March pay period. For meaning of abbreviations and symbols, see introductory text. For explanation of terms, see Appendix A. For statement on reliability, see the note at the end of the table and Appendix C]

NAICS code	Geography, kind of business, and employment size class	Establishments (number)	Paid employees for pay period including March 12 (number)	First-quarter payroll (\$1,000)	Annual payroll (\$1,000)
	CAMDEN—Con.				
42	Wholesale trade—Con.				
423	Durable goods merchant wholesalers—Con.				
4236	Electrical and electronic goods merchant wholesalers—Con.				
42369	Other electronic parts and equipment merchant wholesalers—Con.				
423690	Other electronic parts and equipment merchant wholesalers				
	All establishments	25	c	D	D
	Establishments with 1 to 4 employees	17	X	X	X
	Establishments with 5 to 9 employees	3	X	X	X
	Establishments with 10 to 19 employees	4	X	X	X
	Establishments with 20 to 49 employees	1	X	X	X
	Establishments with 50 to 99 employees	—	X	X	X
	Establishments with 100 to 249 employees	—	X	X	X
	Establishments with 250 to 499 employees	—	X	X	X
	Establishments with 500 to 999 employees	—	X	X	X
	Establishments with 1,000 employees or more	—	X	X	X
4237	Hardware, and plumbing and heating equipment and supplies merchant wholesalers				
	All establishments	46	519	5 450	23 319
	Establishments with 1 to 4 employees	20	X	X	X
	Establishments with 5 to 9 employees	12	X	X	X
	Establishments with 10 to 19 employees	8	X	X	X
	Establishments with 20 to 49 employees	5	X	X	X
	Establishments with 50 to 99 employees	—	X	X	X
	Establishments with 100 to 249 employees	1	X	X	X
	Establishments with 250 to 499 employees	—	X	X	X
	Establishments with 500 to 999 employees	—	X	X	X
	Establishments with 1,000 employees or more	—	X	X	X
42371	Hardware merchant wholesalers				
	All establishments	18	267	2 595	11 488
	Establishments with 1 to 4 employees	8	X	X	X
	Establishments with 5 to 9 employees	4	X	X	X
	Establishments with 10 to 19 employees	3	X	X	X
	Establishments with 20 to 49 employees	2	X	X	X
	Establishments with 50 to 99 employees	—	X	X	X
	Establishments with 100 to 249 employees	1	X	X	X
	Establishments with 250 to 499 employees	—	X	X	X
	Establishments with 500 to 999 employees	—	X	X	X
	Establishments with 1,000 employees or more	—	X	X	X
423710	Hardware merchant wholesalers				
	All establishments	18	267	2 595	11 488
	Establishments with 1 to 4 employees	8	X	X	X
	Establishments with 5 to 9 employees	4	X	X	X
	Establishments with 10 to 19 employees	3	X	X	X
	Establishments with 20 to 49 employees	2	X	X	X
	Establishments with 50 to 99 employees	—	X	X	X
	Establishments with 100 to 249 employees	1	X	X	X
	Establishments with 250 to 499 employees	—	X	X	X
	Establishments with 500 to 999 employees	—	X	X	X
	Establishments with 1,000 employees or more	—	X	X	X
42372	Plumbing and heating equipment and supplies (hydronics) merchant wholesalers				
	All establishments	10	111	1 132	4 227
	Establishments with 1 to 4 employees	4	X	X	X
	Establishments with 5 to 9 employees	4	X	X	X
	Establishments with 10 to 19 employees	—	X	X	X
	Establishments with 20 to 49 employees	2	X	X	X
	Establishments with 50 to 99 employees	—	X	X	X
	Establishments with 100 to 249 employees	—	X	X	X
	Establishments with 250 to 499 employees	—	X	X	X
	Establishments with 500 to 999 employees	—	X	X	X
	Establishments with 1,000 employees or more	—	X	X	X
423720	Plumbing and heating equipment and supplies (hydronics) merchant wholesalers				
	All establishments	10	111	1 132	4 227
	Establishments with 1 to 4 employees	4	X	X	X
	Establishments with 5 to 9 employees	4	X	X	X
	Establishments with 10 to 19 employees	—	X	X	X
	Establishments with 20 to 49 employees	2	X	X	X
	Establishments with 50 to 99 employees	—	X	X	X
	Establishments with 100 to 249 employees	—	X	X	X
	Establishments with 250 to 499 employees	—	X	X	X
	Establishments with 500 to 999 employees	—	X	X	X
	Establishments with 1,000 employees or more	—	X	X	X

See footnotes at end of table.

Table 5. Establishments, Employees, and Payroll by Industry and Employment Size of Establishments by County: 2004—Con.

[Excludes most government employees, railroad employees, and self-employed persons. Size class 1 to 4 employees includes establishments having payroll, but no employees, during mid-March pay period. For meaning of abbreviations and symbols, see introductory text. For explanation of terms, see Appendix A. For statement on reliability, see the note at the end of the table and Appendix C]

NAICS code	Geography, kind of business, and employment size class	Establishments (number)	Paid employees for pay period including March 12 (number)	First-quarter payroll (\$1,000)	Annual payroll (\$1,000)
	CAMDEN—Con.				
42	Wholesale trade—Con.				
423	Durable goods merchant wholesalers—Con.				
4238	Machinery, equipment, and supplies merchant wholesalers				
	All establishments	94	1 118	11 217	49 797
	Establishments with 1 to 4 employees	51	X	X	X
	Establishments with 5 to 9 employees	20	X	X	X
	Establishments with 10 to 19 employees	9	X	X	X
	Establishments with 20 to 49 employees	10	X	X	X
	Establishments with 50 to 99 employees	2	X	X	X
	Establishments with 100 to 249 employees	2	X	X	X
	Establishments with 250 to 499 employees	—	X	X	X
	Establishments with 500 to 999 employees	—	X	X	X
	Establishments with 1,000 employees or more	—	X	X	X
42383	Industrial machinery and equipment merchant wholesalers				
	All establishments	42	440	4 484	19 641
	Establishments with 1 to 4 employees	25	X	X	X
	Establishments with 5 to 9 employees	10	X	X	X
	Establishments with 10 to 19 employees	3	X	X	X
	Establishments with 20 to 49 employees	2	X	X	X
	Establishments with 50 to 99 employees	1	X	X	X
	Establishments with 100 to 249 employees	1	X	X	X
	Establishments with 250 to 499 employees	—	X	X	X
	Establishments with 500 to 999 employees	—	X	X	X
	Establishments with 1,000 employees or more	—	X	X	X
423830	Industrial machinery and equipment merchant wholesalers				
	All establishments	42	440	4 484	19 641
	Establishments with 1 to 4 employees	25	X	X	X
	Establishments with 5 to 9 employees	10	X	X	X
	Establishments with 10 to 19 employees	3	X	X	X
	Establishments with 20 to 49 employees	2	X	X	X
	Establishments with 50 to 99 employees	1	X	X	X
	Establishments with 100 to 249 employees	1	X	X	X
	Establishments with 250 to 499 employees	—	X	X	X
	Establishments with 500 to 999 employees	—	X	X	X
	Establishments with 1,000 employees or more	—	X	X	X
42384	Industrial supplies merchant wholesalers				
	All establishments	21	256	2 083	9 236
	Establishments with 1 to 4 employees	10	X	X	X
	Establishments with 5 to 9 employees	3	X	X	X
	Establishments with 10 to 19 employees	4	X	X	X
	Establishments with 20 to 49 employees	3	X	X	X
	Establishments with 50 to 99 employees	1	X	X	X
	Establishments with 100 to 249 employees	—	X	X	X
	Establishments with 250 to 499 employees	—	X	X	X
	Establishments with 500 to 999 employees	—	X	X	X
	Establishments with 1,000 employees or more	—	X	X	X
423840	Industrial supplies merchant wholesalers				
	All establishments	21	256	2 083	9 236
	Establishments with 1 to 4 employees	10	X	X	X
	Establishments with 5 to 9 employees	3	X	X	X
	Establishments with 10 to 19 employees	4	X	X	X
	Establishments with 20 to 49 employees	3	X	X	X
	Establishments with 50 to 99 employees	1	X	X	X
	Establishments with 100 to 249 employees	—	X	X	X
	Establishments with 250 to 499 employees	—	X	X	X
	Establishments with 500 to 999 employees	—	X	X	X
	Establishments with 1,000 employees or more	—	X	X	X
42385	Service establishment equipment and supplies merchant wholesalers				
	All establishments	20	352	3 929	17 722
	Establishments with 1 to 4 employees	10	X	X	X
	Establishments with 5 to 9 employees	3	X	X	X
	Establishments with 10 to 19 employees	2	X	X	X
	Establishments with 20 to 49 employees	4	X	X	X
	Establishments with 50 to 99 employees	—	X	X	X
	Establishments with 100 to 249 employees	1	X	X	X
	Establishments with 250 to 499 employees	—	X	X	X
	Establishments with 500 to 999 employees	—	X	X	X
	Establishments with 1,000 employees or more	—	X	X	X
423850	Service establishment equipment and supplies merchant wholesalers				
	All establishments	20	352	3 929	17 722
	Establishments with 1 to 4 employees	10	X	X	X
	Establishments with 5 to 9 employees	3	X	X	X
	Establishments with 10 to 19 employees	2	X	X	X
	Establishments with 20 to 49 employees	4	X	X	X
	Establishments with 50 to 99 employees	—	X	X	X
	Establishments with 100 to 249 employees	1	X	X	X
	Establishments with 250 to 499 employees	—	X	X	X
	Establishments with 500 to 999 employees	—	X	X	X
	Establishments with 1,000 employees or more	—	X	X	X

See footnotes at end of table.

Table 5. Establishments, Employees, and Payroll by Industry and Employment Size of Establishments by County: 2004—Con.

[Excludes most government employees, railroad employees, and self-employed persons. Size class 1 to 4 employees includes establishments having payroll, but no employees, during mid-March pay period. For meaning of abbreviations and symbols, see introductory text. For explanation of terms, see Appendix A. For statement on reliability, see the note at the end of the table and Appendix C]

NAICS code	Geography, kind of business, and employment size class	Establishments (number)	Paid employees for pay period including March 12 (number)	First-quarter payroll (\$1,000)	Annual payroll (\$1,000)
	CAMDEN—Con.				
42	Wholesale trade—Con.				
423	Durable goods merchant wholesalers—Con.				
4239	Miscellaneous durable goods merchant wholesalers				
	All establishments	58	655	5 478	25 468
	Establishments with 1 to 4 employees	27	X	X	X
	Establishments with 5 to 9 employees	11	X	X	X
	Establishments with 10 to 19 employees	9	X	X	X
	Establishments with 20 to 49 employees	7	X	X	X
	Establishments with 50 to 99 employees	4	X	X	X
	Establishments with 100 to 249 employees	—	X	X	X
	Establishments with 250 to 499 employees	—	X	X	X
	Establishments with 500 to 999 employees	—	X	X	X
	Establishments with 1,000 employees or more	—	X	X	X
42392	Toy and hobby goods and supplies merchant wholesalers				
	All establishments	10	141	1 352	5 183
	Establishments with 1 to 4 employees	5	X	X	X
	Establishments with 5 to 9 employees	—	X	X	X
	Establishments with 10 to 19 employees	1	X	X	X
	Establishments with 20 to 49 employees	3	X	X	X
	Establishments with 50 to 99 employees	1	X	X	X
	Establishments with 100 to 249 employees	—	X	X	X
	Establishments with 250 to 499 employees	—	X	X	X
	Establishments with 500 to 999 employees	—	X	X	X
	Establishments with 1,000 employees or more	—	X	X	X
423920	Toy and hobby goods and supplies merchant wholesalers				
	All establishments	10	141	1 352	5 183
	Establishments with 1 to 4 employees	5	X	X	X
	Establishments with 5 to 9 employees	—	X	X	X
	Establishments with 10 to 19 employees	1	X	X	X
	Establishments with 20 to 49 employees	3	X	X	X
	Establishments with 50 to 99 employees	1	X	X	X
	Establishments with 100 to 249 employees	—	X	X	X
	Establishments with 250 to 499 employees	—	X	X	X
	Establishments with 500 to 999 employees	—	X	X	X
	Establishments with 1,000 employees or more	—	X	X	X
42393	Recyclable material merchant wholesalers				
	All establishments	26	372	3 043	15 521
	Establishments with 1 to 4 employees	10	X	X	X
	Establishments with 5 to 9 employees	7	X	X	X
	Establishments with 10 to 19 employees	3	X	X	X
	Establishments with 20 to 49 employees	3	X	X	X
	Establishments with 50 to 99 employees	3	X	X	X
	Establishments with 100 to 249 employees	—	X	X	X
	Establishments with 250 to 499 employees	—	X	X	X
	Establishments with 500 to 999 employees	—	X	X	X
	Establishments with 1,000 employees or more	—	X	X	X
423930	Recyclable material merchant wholesalers				
	All establishments	26	372	3 043	15 521
	Establishments with 1 to 4 employees	10	X	X	X
	Establishments with 5 to 9 employees	7	X	X	X
	Establishments with 10 to 19 employees	3	X	X	X
	Establishments with 20 to 49 employees	3	X	X	X
	Establishments with 50 to 99 employees	3	X	X	X
	Establishments with 100 to 249 employees	—	X	X	X
	Establishments with 250 to 499 employees	—	X	X	X
	Establishments with 500 to 999 employees	—	X	X	X
	Establishments with 1,000 employees or more	—	X	X	X
424	Nondurable goods merchant wholesalers				
	All establishments	227	4 072	41 758	181 494
	Establishments with 1 to 4 employees	121	X	X	X
	Establishments with 5 to 9 employees	39	X	X	X
	Establishments with 10 to 19 employees	29	X	X	X
	Establishments with 20 to 49 employees	21	X	X	X
	Establishments with 50 to 99 employees	9	X	X	X
	Establishments with 100 to 249 employees	5	X	X	X
	Establishments with 250 to 499 employees	2	X	X	X
	Establishments with 500 to 999 employees	1	X	X	X
	Establishments with 1,000 employees or more	—	X	X	X
4241	Paper and paper product merchant wholesalers				
	All establishments	36	571	6 859	29 552
	Establishments with 1 to 4 employees	15	X	X	X
	Establishments with 5 to 9 employees	9	X	X	X
	Establishments with 10 to 19 employees	7	X	X	X
	Establishments with 20 to 49 employees	3	X	X	X
	Establishments with 50 to 99 employees	—	X	X	X
	Establishments with 100 to 249 employees	2	X	X	X
	Establishments with 250 to 499 employees	—	X	X	X
	Establishments with 500 to 999 employees	—	X	X	X
	Establishments with 1,000 employees or more	—	X	X	X

See footnotes at end of table.

Table 5. Establishments, Employees, and Payroll by Industry and Employment Size of Establishments by County: 2004—Con.

[Excludes most government employees, railroad employees, and self-employed persons. Size class 1 to 4 employees includes establishments having payroll, but no employees, during mid-March pay period. For meaning of abbreviations and symbols, see introductory text. For explanation of terms, see Appendix A. For statement on reliability, see the note at the end of the table and Appendix C]

NAICS code	Geography, kind of business, and employment size class	Establishments (number)	Paid employees for pay period including March 12 (number)	First-quarter payroll (\$1,000)	Annual payroll (\$1,000)
	CAMDEN—Con.				
42	Wholesale trade—Con.				
424	Nondurable goods merchant wholesalers—Con.				
4241	Paper and paper product merchant wholesalers—Con.				
42411	Printing and writing paper merchant wholesalers				
	All establishments	8	236	2 875	12 297
	Establishments with 1 to 4 employees	3	X	X	X
	Establishments with 5 to 9 employees	1	X	X	X
	Establishments with 10 to 19 employees	2	X	X	X
	Establishments with 20 to 49 employees	1	X	X	X
	Establishments with 50 to 99 employees	—	X	X	X
	Establishments with 100 to 249 employees	1	X	X	X
	Establishments with 250 to 499 employees	—	X	X	X
	Establishments with 500 to 999 employees	—	X	X	X
	Establishments with 1,000 employees or more	—	X	X	X
424110	Printing and writing paper merchant wholesalers				
	All establishments	8	236	2 875	12 297
	Establishments with 1 to 4 employees	3	X	X	X
	Establishments with 5 to 9 employees	1	X	X	X
	Establishments with 10 to 19 employees	2	X	X	X
	Establishments with 20 to 49 employees	1	X	X	X
	Establishments with 50 to 99 employees	—	X	X	X
	Establishments with 100 to 249 employees	1	X	X	X
	Establishments with 250 to 499 employees	—	X	X	X
	Establishments with 500 to 999 employees	—	X	X	X
	Establishments with 1,000 employees or more	—	X	X	X
42412	Stationery and office supplies merchant wholesalers				
	All establishments	19	269	2 855	11 942
	Establishments with 1 to 4 employees	8	X	X	X
	Establishments with 5 to 9 employees	5	X	X	X
	Establishments with 10 to 19 employees	4	X	X	X
	Establishments with 20 to 49 employees	1	X	X	X
	Establishments with 50 to 99 employees	—	X	X	X
	Establishments with 100 to 249 employees	1	X	X	X
	Establishments with 250 to 499 employees	—	X	X	X
	Establishments with 500 to 999 employees	—	X	X	X
	Establishments with 1,000 employees or more	—	X	X	X
424120	Stationery and office supplies merchant wholesalers				
	All establishments	19	269	2 855	11 942
	Establishments with 1 to 4 employees	8	X	X	X
	Establishments with 5 to 9 employees	5	X	X	X
	Establishments with 10 to 19 employees	4	X	X	X
	Establishments with 20 to 49 employees	1	X	X	X
	Establishments with 50 to 99 employees	—	X	X	X
	Establishments with 100 to 249 employees	1	X	X	X
	Establishments with 250 to 499 employees	—	X	X	X
	Establishments with 500 to 999 employees	—	X	X	X
	Establishments with 1,000 employees or more	—	X	X	X
4243	Apparel, piece goods, and notions merchant wholesalers				
	All establishments	36	293	2 668	14 499
	Establishments with 1 to 4 employees	21	X	X	X
	Establishments with 5 to 9 employees	7	X	X	X
	Establishments with 10 to 19 employees	4	X	X	X
	Establishments with 20 to 49 employees	3	X	X	X
	Establishments with 50 to 99 employees	1	X	X	X
	Establishments with 100 to 249 employees	—	X	X	X
	Establishments with 250 to 499 employees	—	X	X	X
	Establishments with 500 to 999 employees	—	X	X	X
	Establishments with 1,000 employees or more	—	X	X	X
4244	Grocery and related product merchant wholesalers				
	All establishments	74	2 087	21 696	95 274
	Establishments with 1 to 4 employees	40	X	X	X
	Establishments with 5 to 9 employees	7	X	X	X
	Establishments with 10 to 19 employees	11	X	X	X
	Establishments with 20 to 49 employees	8	X	X	X
	Establishments with 50 to 99 employees	4	X	X	X
	Establishments with 100 to 249 employees	1	X	X	X
	Establishments with 250 to 499 employees	2	X	X	X
	Establishments with 500 to 999 employees	1	X	X	X
	Establishments with 1,000 employees or more	—	X	X	X
42441	General line grocery merchant wholesalers				
	All establishments	6	159	1 430	6 301
	Establishments with 1 to 4 employees	4	X	X	X
	Establishments with 5 to 9 employees	—	X	X	X
	Establishments with 10 to 19 employees	—	X	X	X
	Establishments with 20 to 49 employees	—	X	X	X
	Establishments with 50 to 99 employees	2	X	X	X
	Establishments with 100 to 249 employees	—	X	X	X
	Establishments with 250 to 499 employees	—	X	X	X
	Establishments with 500 to 999 employees	—	X	X	X
	Establishments with 1,000 employees or more	—	X	X	X

See footnotes at end of table.

Table 5. Establishments, Employees, and Payroll by Industry and Employment Size of Establishments by County: 2004—Con.

[Excludes most government employees, railroad employees, and self-employed persons. Size class 1 to 4 employees includes establishments having payroll, but no employees, during mid-March pay period. For meaning of abbreviations and symbols, see introductory text. For explanation of terms, see Appendix A. For statement on reliability, see the note at the end of the table and Appendix C]

NAICS code	Geography, kind of business, and employment size class	Establishments (number)	Paid employees for pay period including March 12 (number)	First-quarter payroll (\$1,000)	Annual payroll (\$1,000)
42	CAMDEN—Con.				
	Wholesale trade—Con.				
424	Nondurable goods merchant wholesalers—Con.				
4244	Grocery and related product merchant wholesalers—Con.				
42441	General line grocery merchant wholesalers—Con.				
424410	General line grocery merchant wholesalers				
	All establishments	6	159	1 430	6 301
	Establishments with 1 to 4 employees	4	X	X	X
	Establishments with 5 to 9 employees	—	X	X	X
	Establishments with 10 to 19 employees	—	X	X	X
	Establishments with 20 to 49 employees	—	X	X	X
	Establishments with 50 to 99 employees	2	X	X	X
	Establishments with 100 to 249 employees	—	X	X	X
	Establishments with 250 to 499 employees	—	X	X	X
	Establishments with 500 to 999 employees	—	X	X	X
	Establishments with 1,000 employees or more	—	X	X	X
42442	Packaged frozen food merchant wholesalers				
	All establishments	13	627	6 824	27 903
	Establishments with 1 to 4 employees	4	X	X	X
	Establishments with 5 to 9 employees	5	X	X	X
	Establishments with 10 to 19 employees	1	X	X	X
	Establishments with 20 to 49 employees	2	X	X	X
	Establishments with 50 to 99 employees	—	X	X	X
	Establishments with 100 to 249 employees	—	X	X	X
	Establishments with 250 to 499 employees	—	X	X	X
	Establishments with 500 to 999 employees	1	X	X	X
	Establishments with 1,000 employees or more	—	X	X	X
424420	Packaged frozen food merchant wholesalers				
	All establishments	13	627	6 824	27 903
	Establishments with 1 to 4 employees	4	X	X	X
	Establishments with 5 to 9 employees	5	X	X	X
	Establishments with 10 to 19 employees	1	X	X	X
	Establishments with 20 to 49 employees	2	X	X	X
	Establishments with 50 to 99 employees	—	X	X	X
	Establishments with 100 to 249 employees	—	X	X	X
	Establishments with 250 to 499 employees	—	X	X	X
	Establishments with 500 to 999 employees	1	X	X	X
	Establishments with 1,000 employees or more	—	X	X	X
42447	Meat and meat product merchant wholesalers				
	All establishments	8	307	2 764	11 481
	Establishments with 1 to 4 employees	5	X	X	X
	Establishments with 5 to 9 employees	—	X	X	X
	Establishments with 10 to 19 employees	2	X	X	X
	Establishments with 20 to 49 employees	—	X	X	X
	Establishments with 50 to 99 employees	—	X	X	X
	Establishments with 100 to 249 employees	—	X	X	X
	Establishments with 250 to 499 employees	1	X	X	X
	Establishments with 500 to 999 employees	—	X	X	X
	Establishments with 1,000 employees or more	—	X	X	X
424470	Meat and meat product merchant wholesalers				
	All establishments	8	307	2 764	11 481
	Establishments with 1 to 4 employees	5	X	X	X
	Establishments with 5 to 9 employees	—	X	X	X
	Establishments with 10 to 19 employees	2	X	X	X
	Establishments with 20 to 49 employees	—	X	X	X
	Establishments with 50 to 99 employees	—	X	X	X
	Establishments with 100 to 249 employees	—	X	X	X
	Establishments with 250 to 499 employees	1	X	X	X
	Establishments with 500 to 999 employees	—	X	X	X
	Establishments with 1,000 employees or more	—	X	X	X
42448	Fresh fruit and vegetable merchant wholesalers				
	All establishments	12	126	1 330	8 212
	Establishments with 1 to 4 employees	8	X	X	X
	Establishments with 5 to 9 employees	1	X	X	X
	Establishments with 10 to 19 employees	2	X	X	X
	Establishments with 20 to 49 employees	—	X	X	X
	Establishments with 50 to 99 employees	1	X	X	X
	Establishments with 100 to 249 employees	—	X	X	X
	Establishments with 250 to 499 employees	—	X	X	X
	Establishments with 500 to 999 employees	—	X	X	X
	Establishments with 1,000 employees or more	—	X	X	X
424480	Fresh fruit and vegetable merchant wholesalers				
	All establishments	12	126	1 330	8 212
	Establishments with 1 to 4 employees	8	X	X	X
	Establishments with 5 to 9 employees	1	X	X	X
	Establishments with 10 to 19 employees	2	X	X	X
	Establishments with 20 to 49 employees	—	X	X	X
	Establishments with 50 to 99 employees	1	X	X	X
	Establishments with 100 to 249 employees	—	X	X	X
	Establishments with 250 to 499 employees	—	X	X	X
	Establishments with 500 to 999 employees	—	X	X	X
	Establishments with 1,000 employees or more	—	X	X	X

See footnotes at end of table.

Table 5. Establishments, Employees, and Payroll by Industry and Employment Size of Establishments by County: 2004—Con.

[Excludes most government employees, railroad employees, and self-employed persons. Size class 1 to 4 employees includes establishments having payroll, but no employees, during mid-March pay period. For meaning of abbreviations and symbols, see introductory text. For explanation of terms, see Appendix A. For statement on reliability, see the note at the end of the table and Appendix C]

NAICS code	Geography, kind of business, and employment size class	Establishments (number)	Paid employees for pay period including March 12 (number)	First-quarter payroll (\$1,000)	Annual payroll (\$1,000)
	CAMDEN—Con.				
42	Wholesale trade—Con.				
424	Nondurable goods merchant wholesalers—Con.				
4244	Grocery and related product merchant wholesalers—Con.				
42448	Fresh fruit and vegetable merchant wholesalers—Con.				
424480	Fresh fruit and vegetable merchant wholesalers—Con.				
	All establishments—Con.				
	Establishments with 1,000 employees or more	—	X	X	X
42449	Other grocery and related products merchant wholesalers				
	All establishments	20	767	8 448	37 067
	Establishments with 1 to 4 employees	8	X	X	X
	Establishments with 5 to 9 employees	1	X	X	X
	Establishments with 10 to 19 employees	3	X	X	X
	Establishments with 20 to 49 employees	5	X	X	X
	Establishments with 50 to 99 employees	1	X	X	X
	Establishments with 100 to 249 employees	1	X	X	X
	Establishments with 250 to 499 employees	1	X	X	X
	Establishments with 500 to 999 employees	—	X	X	X
	Establishments with 1,000 employees or more	—	X	X	X
424490	Other grocery and related products merchant wholesalers				
	All establishments	20	767	8 448	37 067
	Establishments with 1 to 4 employees	8	X	X	X
	Establishments with 5 to 9 employees	1	X	X	X
	Establishments with 10 to 19 employees	3	X	X	X
	Establishments with 20 to 49 employees	5	X	X	X
	Establishments with 50 to 99 employees	1	X	X	X
	Establishments with 100 to 249 employees	1	X	X	X
	Establishments with 250 to 499 employees	1	X	X	X
	Establishments with 500 to 999 employees	—	X	X	X
	Establishments with 1,000 employees or more	—	X	X	X
4246	Chemical and allied products merchant wholesalers				
	All establishments	19	169	1 547	6 719
	Establishments with 1 to 4 employees	9	X	X	X
	Establishments with 5 to 9 employees	5	X	X	X
	Establishments with 10 to 19 employees	3	X	X	X
	Establishments with 20 to 49 employees	1	X	X	X
	Establishments with 50 to 99 employees	1	X	X	X
	Establishments with 100 to 249 employees	—	X	X	X
	Establishments with 250 to 499 employees	—	X	X	X
	Establishments with 500 to 999 employees	—	X	X	X
	Establishments with 1,000 employees or more	—	X	X	X
42469	Other chemical and allied products merchant wholesalers				
	All establishments	13	142	1 315	5 645
	Establishments with 1 to 4 employees	6	X	X	X
	Establishments with 5 to 9 employees	3	X	X	X
	Establishments with 10 to 19 employees	2	X	X	X
	Establishments with 20 to 49 employees	1	X	X	X
	Establishments with 50 to 99 employees	1	X	X	X
	Establishments with 100 to 249 employees	—	X	X	X
	Establishments with 250 to 499 employees	—	X	X	X
	Establishments with 500 to 999 employees	—	X	X	X
	Establishments with 1,000 employees or more	—	X	X	X
424690	Other chemical and allied products merchant wholesalers				
	All establishments	13	142	1 315	5 645
	Establishments with 1 to 4 employees	6	X	X	X
	Establishments with 5 to 9 employees	3	X	X	X
	Establishments with 10 to 19 employees	2	X	X	X
	Establishments with 20 to 49 employees	1	X	X	X
	Establishments with 50 to 99 employees	1	X	X	X
	Establishments with 100 to 249 employees	—	X	X	X
	Establishments with 250 to 499 employees	—	X	X	X
	Establishments with 500 to 999 employees	—	X	X	X
	Establishments with 1,000 employees or more	—	X	X	X
4249	Miscellaneous nondurable goods merchant wholesalers				
	All establishments	46	710	5 961	24 886
	Establishments with 1 to 4 employees	28	X	X	X
	Establishments with 5 to 9 employees	8	X	X	X
	Establishments with 10 to 19 employees	2	X	X	X
	Establishments with 20 to 49 employees	4	X	X	X
	Establishments with 50 to 99 employees	2	X	X	X
	Establishments with 100 to 249 employees	2	X	X	X
	Establishments with 250 to 499 employees	—	X	X	X
	Establishments with 500 to 999 employees	—	X	X	X
	Establishments with 1,000 employees or more	—	X	X	X

See footnotes at end of table.

Table 5. Establishments, Employees, and Payroll by Industry and Employment Size of Establishments by County: 2004—Con.

[Excludes most government employees, railroad employees, and self-employed persons. Size class 1 to 4 employees includes establishments having payroll, but no employees, during mid-March pay period. For meaning of abbreviations and symbols, see introductory text. For explanation of terms, see Appendix A. For statement on reliability, see the note at the end of the table and Appendix C]

NAICS code	Geography, kind of business, and employment size class	Establishments (number)	Paid employees for pay period including March 12 (number)	First-quarter payroll (\$1,000)	Annual payroll (\$1,000)
42	CAMDEN—Con.				
	Wholesale trade—Con.				
424	Nondurable goods merchant wholesalers—Con.				
4249	Miscellaneous nondurable goods merchant wholesalers—Con.				
42491	Farm supplies merchant wholesalers				
	All establishments	5	c	D	D
	Establishments with 1 to 4 employees	2	X	X	X
	Establishments with 5 to 9 employees	1	X	X	X
	Establishments with 10 to 19 employees	1	X	X	X
	Establishments with 20 to 49 employees	—	X	X	X
	Establishments with 50 to 99 employees	—	X	X	X
	Establishments with 100 to 249 employees	1	X	X	X
	Establishments with 250 to 499 employees	—	X	X	X
	Establishments with 500 to 999 employees	—	X	X	X
	Establishments with 1,000 employees or more	—	X	X	X
424910	Farm supplies merchant wholesalers				
	All establishments	5	c	D	D
	Establishments with 1 to 4 employees	2	X	X	X
	Establishments with 5 to 9 employees	1	X	X	X
	Establishments with 10 to 19 employees	1	X	X	X
	Establishments with 20 to 49 employees	—	X	X	X
	Establishments with 50 to 99 employees	—	X	X	X
	Establishments with 100 to 249 employees	1	X	X	X
	Establishments with 250 to 499 employees	—	X	X	X
	Establishments with 500 to 999 employees	—	X	X	X
	Establishments with 1,000 employees or more	—	X	X	X
42492	Book, periodical, and newspaper merchant wholesalers				
	All establishments	6	275	1 892	8 517
	Establishments with 1 to 4 employees	3	X	X	X
	Establishments with 5 to 9 employees	—	X	X	X
	Establishments with 10 to 19 employees	1	X	X	X
	Establishments with 20 to 49 employees	—	X	X	X
	Establishments with 50 to 99 employees	1	X	X	X
	Establishments with 100 to 249 employees	1	X	X	X
	Establishments with 250 to 499 employees	—	X	X	X
	Establishments with 500 to 999 employees	—	X	X	X
	Establishments with 1,000 employees or more	—	X	X	X
424920	Book, periodical, and newspaper merchant wholesalers				
	All establishments	6	275	1 892	8 517
	Establishments with 1 to 4 employees	3	X	X	X
	Establishments with 5 to 9 employees	—	X	X	X
	Establishments with 10 to 19 employees	1	X	X	X
	Establishments with 20 to 49 employees	—	X	X	X
	Establishments with 50 to 99 employees	1	X	X	X
	Establishments with 100 to 249 employees	1	X	X	X
	Establishments with 250 to 499 employees	—	X	X	X
	Establishments with 500 to 999 employees	—	X	X	X
	Establishments with 1,000 employees or more	—	X	X	X
42499	Other miscellaneous nondurable goods merchant wholesalers				
	All establishments	21	179	1 586	6 618
	Establishments with 1 to 4 employees	13	X	X	X
	Establishments with 5 to 9 employees	4	X	X	X
	Establishments with 10 to 19 employees	—	X	X	X
	Establishments with 20 to 49 employees	3	X	X	X
	Establishments with 50 to 99 employees	1	X	X	X
	Establishments with 100 to 249 employees	—	X	X	X
	Establishments with 250 to 499 employees	—	X	X	X
	Establishments with 500 to 999 employees	—	X	X	X
	Establishments with 1,000 employees or more	—	X	X	X
424990	Other miscellaneous nondurable goods merchant wholesalers				
	All establishments	21	179	1 586	6 618
	Establishments with 1 to 4 employees	13	X	X	X
	Establishments with 5 to 9 employees	4	X	X	X
	Establishments with 10 to 19 employees	—	X	X	X
	Establishments with 20 to 49 employees	3	X	X	X
	Establishments with 50 to 99 employees	1	X	X	X
	Establishments with 100 to 249 employees	—	X	X	X
	Establishments with 250 to 499 employees	—	X	X	X
	Establishments with 500 to 999 employees	—	X	X	X
	Establishments with 1,000 employees or more	—	X	X	X
425	Wholesale electronic markets and agents and brokers				
	All establishments	91	608	6 637	28 798
	Establishments with 1 to 4 employees	63	X	X	X
	Establishments with 5 to 9 employees	17	X	X	X
	Establishments with 10 to 19 employees	7	X	X	X
	Establishments with 20 to 49 employees	3	X	X	X
	Establishments with 50 to 99 employees	—	X	X	X
	Establishments with 100 to 249 employees	1	X	X	X
	Establishments with 250 to 499 employees	—	X	X	X
	Establishments with 500 to 999 employees	—	X	X	X
	Establishments with 1,000 employees or more	—	X	X	X

See footnotes at end of table.

Table 5. Establishments, Employees, and Payroll by Industry and Employment Size of Establishments by County: 2004—Con.

[Excludes most government employees, railroad employees, and self-employed persons. Size class 1 to 4 employees includes establishments having payroll, but no employees, during mid-March pay period. For meaning of abbreviations and symbols, see introductory text. For explanation of terms, see Appendix A. For statement on reliability, see the note at the end of the table and Appendix C]

NAICS code	Geography, kind of business, and employment size class	Establishments (number)	Paid employees for pay period including March 12 (number)	First-quarter payroll (\$1,000)	Annual payroll (\$1,000)
CAMDEN—Con.					
42	Wholesale trade—Con.				
425	Wholesale electronic markets and agents and brokers—Con.				
4251	Wholesale electronic markets and agents and brokers				
	All establishments	91	608	6 637	28 798
	Establishments with 1 to 4 employees	63	X	X	X
	Establishments with 5 to 9 employees	17	X	X	X
	Establishments with 10 to 19 employees	7	X	X	X
	Establishments with 20 to 49 employees	3	X	X	X
	Establishments with 50 to 99 employees	—	X	X	X
	Establishments with 100 to 249 employees	1	X	X	X
	Establishments with 250 to 499 employees	—	X	X	X
	Establishments with 500 to 999 employees	—	X	X	X
	Establishments with 1,000 employees or more	—	X	X	X
42512	Wholesale trade agents and brokers				
	All establishments	87	589	6 547	28 326
	Establishments with 1 to 4 employees	60	X	X	X
	Establishments with 5 to 9 employees	17	X	X	X
	Establishments with 10 to 19 employees	6	X	X	X
	Establishments with 20 to 49 employees	3	X	X	X
	Establishments with 50 to 99 employees	—	X	X	X
	Establishments with 100 to 249 employees	1	X	X	X
	Establishments with 250 to 499 employees	—	X	X	X
	Establishments with 500 to 999 employees	—	X	X	X
	Establishments with 1,000 employees or more	—	X	X	X
425120	Wholesale trade agents and brokers				
	All establishments	87	589	6 547	28 326
	Establishments with 1 to 4 employees	60	X	X	X
	Establishments with 5 to 9 employees	17	X	X	X
	Establishments with 10 to 19 employees	6	X	X	X
	Establishments with 20 to 49 employees	3	X	X	X
	Establishments with 50 to 99 employees	—	X	X	X
	Establishments with 100 to 249 employees	1	X	X	X
	Establishments with 250 to 499 employees	—	X	X	X
	Establishments with 500 to 999 employees	—	X	X	X
	Establishments with 1,000 employees or more	—	X	X	X
44-45	Retail trade				
	All establishments	1 931	25 234	137 566	582 813
	Establishments with 1 to 4 employees	953	X	X	X
	Establishments with 5 to 9 employees	404	X	X	X
	Establishments with 10 to 19 employees	268	X	X	X
	Establishments with 20 to 49 employees	215	X	X	X
	Establishments with 50 to 99 employees	52	X	X	X
	Establishments with 100 to 249 employees	31	X	X	X
	Establishments with 250 to 499 employees	8	X	X	X
	Establishments with 500 to 999 employees	—	X	X	X
	Establishments with 1,000 employees or more	—	X	X	X
441	Motor vehicle and parts dealers				
	All establishments	155	2 648	23 529	106 700
	Establishments with 1 to 4 employees	68	X	X	X
	Establishments with 5 to 9 employees	30	X	X	X
	Establishments with 10 to 19 employees	25	X	X	X
	Establishments with 20 to 49 employees	16	X	X	X
	Establishments with 50 to 99 employees	12	X	X	X
	Establishments with 100 to 249 employees	4	X	X	X
	Establishments with 250 to 499 employees	—	X	X	X
	Establishments with 500 to 999 employees	—	X	X	X
	Establishments with 1,000 employees or more	—	X	X	X
4411	Automobile dealers				
	All establishments	68	1 707	18 046	84 213
	Establishments with 1 to 4 employees	40	X	X	X
	Establishments with 5 to 9 employees	4	X	X	X
	Establishments with 10 to 19 employees	4	X	X	X
	Establishments with 20 to 49 employees	5	X	X	X
	Establishments with 50 to 99 employees	11	X	X	X
	Establishments with 100 to 249 employees	4	X	X	X
	Establishments with 250 to 499 employees	—	X	X	X
	Establishments with 500 to 999 employees	—	X	X	X
	Establishments with 1,000 employees or more	—	X	X	X
44111	New car dealers				
	All establishments	30	1 607	17 338	81 015
	Establishments with 1 to 4 employees	7	X	X	X
	Establishments with 5 to 9 employees	1	X	X	X
	Establishments with 10 to 19 employees	2	X	X	X
	Establishments with 20 to 49 employees	5	X	X	X
	Establishments with 50 to 99 employees	11	X	X	X
	Establishments with 100 to 249 employees	4	X	X	X
	Establishments with 250 to 499 employees	—	X	X	X
	Establishments with 500 to 999 employees	—	X	X	X
	Establishments with 1,000 employees or more	—	X	X	X

See footnotes at end of table.

Table 5. Establishments, Employees, and Payroll by Industry and Employment Size of Establishments by County: 2004—Con.

[Excludes most government employees, railroad employees, and self-employed persons. Size class 1 to 4 employees includes establishments having payroll, but no employees, during mid-March pay period. For meaning of abbreviations and symbols, see introductory text. For explanation of terms, see Appendix A. For statement on reliability, see the note at the end of the table and Appendix C]

NAICS code	Geography, kind of business, and employment size class	Establishments (number)	Paid employees for pay period including March 12 (number)	First-quarter payroll (\$1,000)	Annual payroll (\$1,000)
44-45	CAMDEN—Con.				
	Retail trade—Con.				
441	Motor vehicle and parts dealers—Con.				
4411	Automobile dealers—Con.				
44111	New car dealers—Con.				
441110	New car dealers				
	All establishments	30	1 607	17 338	81 015
	Establishments with 1 to 4 employees	7	X	X	X
	Establishments with 5 to 9 employees	1	X	X	X
	Establishments with 10 to 19 employees	2	X	X	X
	Establishments with 20 to 49 employees	5	X	X	X
	Establishments with 50 to 99 employees	11	X	X	X
	Establishments with 100 to 249 employees	4	X	X	X
	Establishments with 250 to 499 employees	—	X	X	X
	Establishments with 500 to 999 employees	—	X	X	X
	Establishments with 1,000 employees or more	—	X	X	X
44112	Used car dealers				
	All establishments	38	100	708	3 198
	Establishments with 1 to 4 employees	33	X	X	X
	Establishments with 5 to 9 employees	3	X	X	X
	Establishments with 10 to 19 employees	2	X	X	X
	Establishments with 20 to 49 employees	—	X	X	X
	Establishments with 50 to 99 employees	—	X	X	X
	Establishments with 100 to 249 employees	—	X	X	X
	Establishments with 250 to 499 employees	—	X	X	X
	Establishments with 500 to 999 employees	—	X	X	X
	Establishments with 1,000 employees or more	—	X	X	X
441120	Used car dealers				
	All establishments	38	100	708	3 198
	Establishments with 1 to 4 employees	33	X	X	X
	Establishments with 5 to 9 employees	3	X	X	X
	Establishments with 10 to 19 employees	2	X	X	X
	Establishments with 20 to 49 employees	—	X	X	X
	Establishments with 50 to 99 employees	—	X	X	X
	Establishments with 100 to 249 employees	—	X	X	X
	Establishments with 250 to 499 employees	—	X	X	X
	Establishments with 500 to 999 employees	—	X	X	X
	Establishments with 1,000 employees or more	—	X	X	X
4412	Other motor vehicle dealers				
	All establishments	14	144	993	4 446
	Establishments with 1 to 4 employees	7	X	X	X
	Establishments with 5 to 9 employees	2	X	X	X
	Establishments with 10 to 19 employees	3	X	X	X
	Establishments with 20 to 49 employees	2	X	X	X
	Establishments with 50 to 99 employees	—	X	X	X
	Establishments with 100 to 249 employees	—	X	X	X
	Establishments with 250 to 499 employees	—	X	X	X
	Establishments with 500 to 999 employees	—	X	X	X
	Establishments with 1,000 employees or more	—	X	X	X
44122	Motorcycle, boat, and other motor vehicle dealers				
	All establishments	12	c	D	D
	Establishments with 1 to 4 employees	6	X	X	X
	Establishments with 5 to 9 employees	1	X	X	X
	Establishments with 10 to 19 employees	3	X	X	X
	Establishments with 20 to 49 employees	2	X	X	X
	Establishments with 50 to 99 employees	—	X	X	X
	Establishments with 100 to 249 employees	—	X	X	X
	Establishments with 250 to 499 employees	—	X	X	X
	Establishments with 500 to 999 employees	—	X	X	X
	Establishments with 1,000 employees or more	—	X	X	X
4413	Automotive parts, accessories, and tire stores				
	All establishments	73	797	4 490	18 041
	Establishments with 1 to 4 employees	21	X	X	X
	Establishments with 5 to 9 employees	24	X	X	X
	Establishments with 10 to 19 employees	18	X	X	X
	Establishments with 20 to 49 employees	9	X	X	X
	Establishments with 50 to 99 employees	1	X	X	X
	Establishments with 100 to 249 employees	—	X	X	X
	Establishments with 250 to 499 employees	—	X	X	X
	Establishments with 500 to 999 employees	—	X	X	X
	Establishments with 1,000 employees or more	—	X	X	X
44131	Automotive parts and accessories stores				
	All establishments	51	593	2 943	11 739
	Establishments with 1 to 4 employees	17	X	X	X
	Establishments with 5 to 9 employees	14	X	X	X
	Establishments with 10 to 19 employees	11	X	X	X
	Establishments with 20 to 49 employees	8	X	X	X
	Establishments with 50 to 99 employees	1	X	X	X
	Establishments with 100 to 249 employees	—	X	X	X
	Establishments with 250 to 499 employees	—	X	X	X
	Establishments with 500 to 999 employees	—	X	X	X
	Establishments with 1,000 employees or more	—	X	X	X

See footnotes at end of table.

Table 5. Establishments, Employees, and Payroll by Industry and Employment Size of Establishments by County: 2004—Con.

[Excludes most government employees, railroad employees, and self-employed persons. Size class 1 to 4 employees includes establishments having payroll, but no employees, during mid-March pay period. For meaning of abbreviations and symbols, see introductory text. For explanation of terms, see Appendix A. For statement on reliability, see the note at the end of the table and Appendix C]

NAICS code	Geography, kind of business, and employment size class	Establishments (number)	Paid employees for pay period including March 12 (number)	First-quarter payroll (\$1,000)	Annual payroll (\$1,000)
44-45	CAMDEN—Con.				
	Retail trade—Con.				
441	Motor vehicle and parts dealers—Con.				
4413	Automotive parts, accessories, and tire stores—Con.				
44131	Automotive parts and accessories stores—Con.				
441310	Automotive parts and accessories stores				
	All establishments	51	593	2 943	11 739
	Establishments with 1 to 4 employees	17	X	X	X
	Establishments with 5 to 9 employees	14	X	X	X
	Establishments with 10 to 19 employees	11	X	X	X
	Establishments with 20 to 49 employees	8	X	X	X
	Establishments with 50 to 99 employees	1	X	X	X
	Establishments with 100 to 249 employees	—	X	X	X
	Establishments with 250 to 499 employees	—	X	X	X
	Establishments with 500 to 999 employees	—	X	X	X
	Establishments with 1,000 employees or more	—	X	X	X
44132	Tire dealers				
	All establishments	22	204	1 547	6 302
	Establishments with 1 to 4 employees	4	X	X	X
	Establishments with 5 to 9 employees	10	X	X	X
	Establishments with 10 to 19 employees	7	X	X	X
	Establishments with 20 to 49 employees	1	X	X	X
	Establishments with 50 to 99 employees	—	X	X	X
	Establishments with 100 to 249 employees	—	X	X	X
	Establishments with 250 to 499 employees	—	X	X	X
	Establishments with 500 to 999 employees	—	X	X	X
	Establishments with 1,000 employees or more	—	X	X	X
441320	Tire dealers				
	All establishments	22	204	1 547	6 302
	Establishments with 1 to 4 employees	4	X	X	X
	Establishments with 5 to 9 employees	10	X	X	X
	Establishments with 10 to 19 employees	7	X	X	X
	Establishments with 20 to 49 employees	1	X	X	X
	Establishments with 50 to 99 employees	—	X	X	X
	Establishments with 100 to 249 employees	—	X	X	X
	Establishments with 250 to 499 employees	—	X	X	X
	Establishments with 500 to 999 employees	—	X	X	X
	Establishments with 1,000 employees or more	—	X	X	X
442	Furniture and home furnishings stores				
	All establishments	113	800	5 500	22 788
	Establishments with 1 to 4 employees	66	X	X	X
	Establishments with 5 to 9 employees	19	X	X	X
	Establishments with 10 to 19 employees	16	X	X	X
	Establishments with 20 to 49 employees	12	X	X	X
	Establishments with 50 to 99 employees	—	X	X	X
	Establishments with 100 to 249 employees	—	X	X	X
	Establishments with 250 to 499 employees	—	X	X	X
	Establishments with 500 to 999 employees	—	X	X	X
	Establishments with 1,000 employees or more	—	X	X	X
4421	Furniture stores				
	All establishments	58	473	3 396	13 696
	Establishments with 1 to 4 employees	32	X	X	X
	Establishments with 5 to 9 employees	10	X	X	X
	Establishments with 10 to 19 employees	6	X	X	X
	Establishments with 20 to 49 employees	10	X	X	X
	Establishments with 50 to 99 employees	—	X	X	X
	Establishments with 100 to 249 employees	—	X	X	X
	Establishments with 250 to 499 employees	—	X	X	X
	Establishments with 500 to 999 employees	—	X	X	X
	Establishments with 1,000 employees or more	—	X	X	X
44211	Furniture stores				
	All establishments	58	473	3 396	13 696
	Establishments with 1 to 4 employees	32	X	X	X
	Establishments with 5 to 9 employees	10	X	X	X
	Establishments with 10 to 19 employees	6	X	X	X
	Establishments with 20 to 49 employees	10	X	X	X
	Establishments with 50 to 99 employees	—	X	X	X
	Establishments with 100 to 249 employees	—	X	X	X
	Establishments with 250 to 499 employees	—	X	X	X
	Establishments with 500 to 999 employees	—	X	X	X
	Establishments with 1,000 employees or more	—	X	X	X
442110	Furniture stores				
	All establishments	58	473	3 396	13 696
	Establishments with 1 to 4 employees	32	X	X	X
	Establishments with 5 to 9 employees	10	X	X	X
	Establishments with 10 to 19 employees	6	X	X	X
	Establishments with 20 to 49 employees	10	X	X	X
	Establishments with 50 to 99 employees	—	X	X	X
	Establishments with 100 to 249 employees	—	X	X	X
	Establishments with 250 to 499 employees	—	X	X	X
	Establishments with 500 to 999 employees	—	X	X	X
	Establishments with 1,000 employees or more	—	X	X	X

See footnotes at end of table.

Table 5. Establishments, Employees, and Payroll by Industry and Employment Size of Establishments by County: 2004—Con.

[Excludes most government employees, railroad employees, and self-employed persons. Size class 1 to 4 employees includes establishments having payroll, but no employees, during mid-March pay period. For meaning of abbreviations and symbols, see introductory text. For explanation of terms, see Appendix A. For statement on reliability, see the note at the end of the table and Appendix C]

NAICS code	Geography, kind of business, and employment size class	Establishments (number)	Paid employees for pay period including March 12 (number)	First-quarter payroll (\$1,000)	Annual payroll (\$1,000)
	CAMDEN—Con.				
44-45	Retail trade—Con.				
442	Furniture and home furnishings stores—Con.				
4422	Home furnishings stores				
	All establishments	55	327	2 104	9 092
	Establishments with 1 to 4 employees	34	X	X	X
	Establishments with 5 to 9 employees	9	X	X	X
	Establishments with 10 to 19 employees	10	X	X	X
	Establishments with 20 to 49 employees	2	X	X	X
	Establishments with 50 to 99 employees	—	X	X	X
	Establishments with 100 to 249 employees	—	X	X	X
	Establishments with 250 to 499 employees	—	X	X	X
	Establishments with 500 to 999 employees	—	X	X	X
	Establishments with 1,000 employees or more	—	X	X	X
44221	Floor covering stores				
	All establishments	25	107	854	3 811
	Establishments with 1 to 4 employees	17	X	X	X
	Establishments with 5 to 9 employees	4	X	X	X
	Establishments with 10 to 19 employees	4	X	X	X
	Establishments with 20 to 49 employees	—	X	X	X
	Establishments with 50 to 99 employees	—	X	X	X
	Establishments with 100 to 249 employees	—	X	X	X
	Establishments with 250 to 499 employees	—	X	X	X
	Establishments with 500 to 999 employees	—	X	X	X
	Establishments with 1,000 employees or more	—	X	X	X
442210	Floor covering stores				
	All establishments	25	107	854	3 811
	Establishments with 1 to 4 employees	17	X	X	X
	Establishments with 5 to 9 employees	4	X	X	X
	Establishments with 10 to 19 employees	4	X	X	X
	Establishments with 20 to 49 employees	—	X	X	X
	Establishments with 50 to 99 employees	—	X	X	X
	Establishments with 100 to 249 employees	—	X	X	X
	Establishments with 250 to 499 employees	—	X	X	X
	Establishments with 500 to 999 employees	—	X	X	X
	Establishments with 1,000 employees or more	—	X	X	X
44229	Other home furnishings stores				
	All establishments	30	220	1 250	5 281
	Establishments with 1 to 4 employees	17	X	X	X
	Establishments with 5 to 9 employees	5	X	X	X
	Establishments with 10 to 19 employees	6	X	X	X
	Establishments with 20 to 49 employees	2	X	X	X
	Establishments with 50 to 99 employees	—	X	X	X
	Establishments with 100 to 249 employees	—	X	X	X
	Establishments with 250 to 499 employees	—	X	X	X
	Establishments with 500 to 999 employees	—	X	X	X
	Establishments with 1,000 employees or more	—	X	X	X
442299	All other home furnishings stores				
	All establishments	26	c	D	D
	Establishments with 1 to 4 employees	14	X	X	X
	Establishments with 5 to 9 employees	5	X	X	X
	Establishments with 10 to 19 employees	5	X	X	X
	Establishments with 20 to 49 employees	2	X	X	X
	Establishments with 50 to 99 employees	—	X	X	X
	Establishments with 100 to 249 employees	—	X	X	X
	Establishments with 250 to 499 employees	—	X	X	X
	Establishments with 500 to 999 employees	—	X	X	X
	Establishments with 1,000 employees or more	—	X	X	X
443	Electronics and appliance stores				
	All establishments	90	626	3 351	14 916
	Establishments with 1 to 4 employees	45	X	X	X
	Establishments with 5 to 9 employees	35	X	X	X
	Establishments with 10 to 19 employees	6	X	X	X
	Establishments with 20 to 49 employees	3	X	X	X
	Establishments with 50 to 99 employees	—	X	X	X
	Establishments with 100 to 249 employees	1	X	X	X
	Establishments with 250 to 499 employees	—	X	X	X
	Establishments with 500 to 999 employees	—	X	X	X
	Establishments with 1,000 employees or more	—	X	X	X
4431	Electronics and appliance stores				
	All establishments	90	626	3 351	14 916
	Establishments with 1 to 4 employees	45	X	X	X
	Establishments with 5 to 9 employees	35	X	X	X
	Establishments with 10 to 19 employees	6	X	X	X
	Establishments with 20 to 49 employees	3	X	X	X
	Establishments with 50 to 99 employees	—	X	X	X
	Establishments with 100 to 249 employees	1	X	X	X
	Establishments with 250 to 499 employees	—	X	X	X
	Establishments with 500 to 999 employees	—	X	X	X
	Establishments with 1,000 employees or more	—	X	X	X

See footnotes at end of table.

Table 5. Establishments, Employees, and Payroll by Industry and Employment Size of Establishments by County: 2004—Con.

[Excludes most government employees, railroad employees, and self-employed persons. Size class 1 to 4 employees includes establishments having payroll, but no employees, during mid-March pay period. For meaning of abbreviations and symbols, see introductory text. For explanation of terms, see Appendix A. For statement on reliability, see the note at the end of the table and Appendix C]

NAICS code	Geography, kind of business, and employment size class	Establishments (number)	Paid employees for pay period including March 12 (number)	First-quarter payroll (\$1,000)	Annual payroll (\$1,000)
	CAMDEN—Con.				
44-45	Retail trade—Con.				
443	Electronics and appliance stores—Con.				
4431	Electronics and appliance stores—Con.				
44311	Appliance, television, and other electronics stores				
	All establishments	61	493	2 830	12 767
	Establishments with 1 to 4 employees	32	X	X	X
	Establishments with 5 to 9 employees	19	X	X	X
	Establishments with 10 to 19 employees	6	X	X	X
	Establishments with 20 to 49 employees	3	X	X	X
	Establishments with 50 to 99 employees	—	X	X	X
	Establishments with 100 to 249 employees	1	X	X	X
	Establishments with 250 to 499 employees	—	X	X	X
	Establishments with 500 to 999 employees	—	X	X	X
	Establishments with 1,000 employees or more	—	X	X	X
443112	Radio, television, and other electronics stores				
	All establishments	47	408	2 208	9 570
	Establishments with 1 to 4 employees	23	X	X	X
	Establishments with 5 to 9 employees	18	X	X	X
	Establishments with 10 to 19 employees	2	X	X	X
	Establishments with 20 to 49 employees	3	X	X	X
	Establishments with 50 to 99 employees	—	X	X	X
	Establishments with 100 to 249 employees	1	X	X	X
	Establishments with 250 to 499 employees	—	X	X	X
	Establishments with 500 to 999 employees	—	X	X	X
	Establishments with 1,000 employees or more	—	X	X	X
44312	Computer and software stores				
	All establishments	23	c	D	D
	Establishments with 1 to 4 employees	11	X	X	X
	Establishments with 5 to 9 employees	12	X	X	X
	Establishments with 10 to 19 employees	—	X	X	X
	Establishments with 20 to 49 employees	—	X	X	X
	Establishments with 50 to 99 employees	—	X	X	X
	Establishments with 100 to 249 employees	—	X	X	X
	Establishments with 250 to 499 employees	—	X	X	X
	Establishments with 500 to 999 employees	—	X	X	X
	Establishments with 1,000 employees or more	—	X	X	X
443120	Computer and software stores				
	All establishments	23	c	D	D
	Establishments with 1 to 4 employees	11	X	X	X
	Establishments with 5 to 9 employees	12	X	X	X
	Establishments with 10 to 19 employees	—	X	X	X
	Establishments with 20 to 49 employees	—	X	X	X
	Establishments with 50 to 99 employees	—	X	X	X
	Establishments with 100 to 249 employees	—	X	X	X
	Establishments with 250 to 499 employees	—	X	X	X
	Establishments with 500 to 999 employees	—	X	X	X
	Establishments with 1,000 employees or more	—	X	X	X
444	Building material and garden equipment and supplies dealers				
	All establishments	114	1 564	11 037	50 030
	Establishments with 1 to 4 employees	51	X	X	X
	Establishments with 5 to 9 employees	28	X	X	X
	Establishments with 10 to 19 employees	17	X	X	X
	Establishments with 20 to 49 employees	13	X	X	X
	Establishments with 50 to 99 employees	1	X	X	X
	Establishments with 100 to 249 employees	4	X	X	X
	Establishments with 250 to 499 employees	—	X	X	X
	Establishments with 500 to 999 employees	—	X	X	X
	Establishments with 1,000 employees or more	—	X	X	X
4441	Building material and supplies dealers				
	All establishments	97	1 440	10 296	45 770
	Establishments with 1 to 4 employees	44	X	X	X
	Establishments with 5 to 9 employees	23	X	X	X
	Establishments with 10 to 19 employees	13	X	X	X
	Establishments with 20 to 49 employees	12	X	X	X
	Establishments with 50 to 99 employees	1	X	X	X
	Establishments with 100 to 249 employees	4	X	X	X
	Establishments with 250 to 499 employees	—	X	X	X
	Establishments with 500 to 999 employees	—	X	X	X
	Establishments with 1,000 employees or more	—	X	X	X
44411	Home centers				
	All establishments	6	f	D	D
	Establishments with 1 to 4 employees	1	X	X	X
	Establishments with 5 to 9 employees	—	X	X	X
	Establishments with 10 to 19 employees	1	X	X	X
	Establishments with 20 to 49 employees	—	X	X	X
	Establishments with 50 to 99 employees	—	X	X	X
	Establishments with 100 to 249 employees	4	X	X	X
	Establishments with 250 to 499 employees	—	X	X	X
	Establishments with 500 to 999 employees	—	X	X	X
	Establishments with 1,000 employees or more	—	X	X	X

See footnotes at end of table.

Table 5. Establishments, Employees, and Payroll by Industry and Employment Size of Establishments by County: 2004—Con.

[Excludes most government employees, railroad employees, and self-employed persons. Size class 1 to 4 employees includes establishments having payroll, but no employees, during mid-March pay period. For meaning of abbreviations and symbols, see introductory text. For explanation of terms, see Appendix A. For statement on reliability, see the note at the end of the table and Appendix C]

NAICS code	Geography, kind of business, and employment size class	Establishments (number)	Paid employees for pay period including March 12 (number)	First-quarter payroll (\$1,000)	Annual payroll (\$1,000)
44-45	CAMDEN—Con.				
	Retail trade—Con.				
444	Building material and garden equipment and supplies dealers—Con.				
4441	Building material and supplies dealers—Con.				
44411	Home centers—Con.				
444110	Home centers				
	All establishments	6	f	D	D
	Establishments with 1 to 4 employees	1	X	X	X
	Establishments with 5 to 9 employees	—	X	X	X
	Establishments with 10 to 19 employees	1	X	X	X
	Establishments with 20 to 49 employees	—	X	X	X
	Establishments with 50 to 99 employees	—	X	X	X
	Establishments with 100 to 249 employees	4	X	X	X
	Establishments with 250 to 499 employees	—	X	X	X
	Establishments with 500 to 999 employees	—	X	X	X
	Establishments with 1,000 employees or more	—	X	X	X
44413	Hardware stores				
	All establishments	15	137	656	2 670
	Establishments with 1 to 4 employees	6	X	X	X
	Establishments with 5 to 9 employees	5	X	X	X
	Establishments with 10 to 19 employees	1	X	X	X
	Establishments with 20 to 49 employees	3	X	X	X
	Establishments with 50 to 99 employees	—	X	X	X
	Establishments with 100 to 249 employees	—	X	X	X
	Establishments with 250 to 499 employees	—	X	X	X
	Establishments with 500 to 999 employees	—	X	X	X
	Establishments with 1,000 employees or more	—	X	X	X
444130	Hardware stores				
	All establishments	15	137	656	2 670
	Establishments with 1 to 4 employees	6	X	X	X
	Establishments with 5 to 9 employees	5	X	X	X
	Establishments with 10 to 19 employees	1	X	X	X
	Establishments with 20 to 49 employees	3	X	X	X
	Establishments with 50 to 99 employees	—	X	X	X
	Establishments with 100 to 249 employees	—	X	X	X
	Establishments with 250 to 499 employees	—	X	X	X
	Establishments with 500 to 999 employees	—	X	X	X
	Establishments with 1,000 employees or more	—	X	X	X
44419	Other building material dealers				
	All establishments	61	580	4 872	24 512
	Establishments with 1 to 4 employees	27	X	X	X
	Establishments with 5 to 9 employees	14	X	X	X
	Establishments with 10 to 19 employees	10	X	X	X
	Establishments with 20 to 49 employees	9	X	X	X
	Establishments with 50 to 99 employees	1	X	X	X
	Establishments with 100 to 249 employees	—	X	X	X
	Establishments with 250 to 499 employees	—	X	X	X
	Establishments with 500 to 999 employees	—	X	X	X
	Establishments with 1,000 employees or more	—	X	X	X
444190	Other building material dealers				
	All establishments	61	580	4 872	24 512
	Establishments with 1 to 4 employees	27	X	X	X
	Establishments with 5 to 9 employees	14	X	X	X
	Establishments with 10 to 19 employees	10	X	X	X
	Establishments with 20 to 49 employees	9	X	X	X
	Establishments with 50 to 99 employees	1	X	X	X
	Establishments with 100 to 249 employees	—	X	X	X
	Establishments with 250 to 499 employees	—	X	X	X
	Establishments with 500 to 999 employees	—	X	X	X
	Establishments with 1,000 employees or more	—	X	X	X
4442	Lawn and garden equipment and supplies stores				
	All establishments	17	124	741	4 260
	Establishments with 1 to 4 employees	7	X	X	X
	Establishments with 5 to 9 employees	5	X	X	X
	Establishments with 10 to 19 employees	4	X	X	X
	Establishments with 20 to 49 employees	1	X	X	X
	Establishments with 50 to 99 employees	—	X	X	X
	Establishments with 100 to 249 employees	—	X	X	X
	Establishments with 250 to 499 employees	—	X	X	X
	Establishments with 500 to 999 employees	—	X	X	X
	Establishments with 1,000 employees or more	—	X	X	X
445	Food and beverage stores				
	All establishments	391	6 188	27 561	116 903
	Establishments with 1 to 4 employees	212	X	X	X
	Establishments with 5 to 9 employees	61	X	X	X
	Establishments with 10 to 19 employees	43	X	X	X
	Establishments with 20 to 49 employees	52	X	X	X
	Establishments with 50 to 99 employees	7	X	X	X
	Establishments with 100 to 249 employees	12	X	X	X
	Establishments with 250 to 499 employees	4	X	X	X
	Establishments with 500 to 999 employees	—	X	X	X
	Establishments with 1,000 employees or more	—	X	X	X

See footnotes at end of table.

Table 5. Establishments, Employees, and Payroll by Industry and Employment Size of Establishments by County: 2004—Con.

[Excludes most government employees, railroad employees, and self-employed persons. Size class 1 to 4 employees includes establishments having payroll, but no employees, during mid-March pay period. For meaning of abbreviations and symbols, see introductory text. For explanation of terms, see Appendix A. For statement on reliability, see the note at the end of the table and Appendix C]

NAICS code	Geography, kind of business, and employment size class	Establishments (number)	Paid employees for pay period including March 12 (number)	First-quarter payroll (\$1,000)	Annual payroll (\$1,000)
	CAMDEN—Con.				
44-45	Retail trade—Con.				
445	Food and beverage stores—Con.				
4451	Grocery stores				
	All establishments	234	5 226	23 893	99 849
	Establishments with 1 to 4 employees	123	X	X	X
	Establishments with 5 to 9 employees	19	X	X	X
	Establishments with 10 to 19 employees	26	X	X	X
	Establishments with 20 to 49 employees	43	X	X	X
	Establishments with 50 to 99 employees	7	X	X	X
	Establishments with 100 to 249 employees	12	X	X	X
	Establishments with 250 to 499 employees	4	X	X	X
	Establishments with 500 to 999 employees	—	X	X	X
	Establishments with 1,000 employees or more	—	X	X	X
44511	Supermarkets and other grocery (except convenience) stores				
	All establishments	132	4 131	19 923	82 169
	Establishments with 1 to 4 employees	78	X	X	X
	Establishments with 5 to 9 employees	8	X	X	X
	Establishments with 10 to 19 employees	7	X	X	X
	Establishments with 20 to 49 employees	16	X	X	X
	Establishments with 50 to 99 employees	7	X	X	X
	Establishments with 100 to 249 employees	12	X	X	X
	Establishments with 250 to 499 employees	4	X	X	X
	Establishments with 500 to 999 employees	—	X	X	X
	Establishments with 1,000 employees or more	—	X	X	X
445110	Supermarkets and other grocery (except convenience) stores				
	All establishments	132	4 131	19 923	82 169
	Establishments with 1 to 4 employees	78	X	X	X
	Establishments with 5 to 9 employees	8	X	X	X
	Establishments with 10 to 19 employees	7	X	X	X
	Establishments with 20 to 49 employees	16	X	X	X
	Establishments with 50 to 99 employees	7	X	X	X
	Establishments with 100 to 249 employees	12	X	X	X
	Establishments with 250 to 499 employees	4	X	X	X
	Establishments with 500 to 999 employees	—	X	X	X
	Establishments with 1,000 employees or more	—	X	X	X
44512	Convenience stores				
	All establishments	102	1 095	3 970	17 680
	Establishments with 1 to 4 employees	45	X	X	X
	Establishments with 5 to 9 employees	11	X	X	X
	Establishments with 10 to 19 employees	19	X	X	X
	Establishments with 20 to 49 employees	27	X	X	X
	Establishments with 50 to 99 employees	—	X	X	X
	Establishments with 100 to 249 employees	—	X	X	X
	Establishments with 250 to 499 employees	—	X	X	X
	Establishments with 500 to 999 employees	—	X	X	X
	Establishments with 1,000 employees or more	—	X	X	X
445120	Convenience stores				
	All establishments	102	1 095	3 970	17 680
	Establishments with 1 to 4 employees	45	X	X	X
	Establishments with 5 to 9 employees	11	X	X	X
	Establishments with 10 to 19 employees	19	X	X	X
	Establishments with 20 to 49 employees	27	X	X	X
	Establishments with 50 to 99 employees	—	X	X	X
	Establishments with 100 to 249 employees	—	X	X	X
	Establishments with 250 to 499 employees	—	X	X	X
	Establishments with 500 to 999 employees	—	X	X	X
	Establishments with 1,000 employees or more	—	X	X	X
4452	Specialty food stores				
	All establishments	63	355	1 263	6 016
	Establishments with 1 to 4 employees	36	X	X	X
	Establishments with 5 to 9 employees	17	X	X	X
	Establishments with 10 to 19 employees	8	X	X	X
	Establishments with 20 to 49 employees	2	X	X	X
	Establishments with 50 to 99 employees	—	X	X	X
	Establishments with 100 to 249 employees	—	X	X	X
	Establishments with 250 to 499 employees	—	X	X	X
	Establishments with 500 to 999 employees	—	X	X	X
	Establishments with 1,000 employees or more	—	X	X	X
44523	Fruit and vegetable markets				
	All establishments	13	116	454	2 361
	Establishments with 1 to 4 employees	7	X	X	X
	Establishments with 5 to 9 employees	1	X	X	X
	Establishments with 10 to 19 employees	4	X	X	X
	Establishments with 20 to 49 employees	1	X	X	X
	Establishments with 50 to 99 employees	—	X	X	X
	Establishments with 100 to 249 employees	—	X	X	X
	Establishments with 250 to 499 employees	—	X	X	X
	Establishments with 500 to 999 employees	—	X	X	X
	Establishments with 1,000 employees or more	—	X	X	X

See footnotes at end of table.

Table 5. Establishments, Employees, and Payroll by Industry and Employment Size of Establishments by County: 2004—Con.

[Excludes most government employees, railroad employees, and self-employed persons. Size class 1 to 4 employees includes establishments having payroll, but no employees, during mid-March pay period. For meaning of abbreviations and symbols, see introductory text. For explanation of terms, see Appendix A. For statement on reliability, see the note at the end of the table and Appendix C]

NAICS code	Geography, kind of business, and employment size class	Establishments (number)	Paid employees for pay period including March 12 (number)	First-quarter payroll (\$1,000)	Annual payroll (\$1,000)
44-45	CAMDEN—Con.				
	Retail trade—Con.				
445	Food and beverage stores—Con.				
4452	Specialty food stores—Con.				
44523	Fruit and vegetable markets—Con.				
445230	Fruit and vegetable markets				
	All establishments	13	116	454	2 361
	Establishments with 1 to 4 employees	7	X	X	X
	Establishments with 5 to 9 employees	1	X	X	X
	Establishments with 10 to 19 employees	4	X	X	X
	Establishments with 20 to 49 employees	1	X	X	X
	Establishments with 50 to 99 employees	—	X	X	X
	Establishments with 100 to 249 employees	—	X	X	X
	Establishments with 250 to 499 employees	—	X	X	X
	Establishments with 500 to 999 employees	—	X	X	X
	Establishments with 1,000 employees or more	—	X	X	X
44529	Other specialty food stores				
	All establishments	35	134	411	1 990
	Establishments with 1 to 4 employees	22	X	X	X
	Establishments with 5 to 9 employees	11	X	X	X
	Establishments with 10 to 19 employees	2	X	X	X
	Establishments with 20 to 49 employees	—	X	X	X
	Establishments with 50 to 99 employees	—	X	X	X
	Establishments with 100 to 249 employees	—	X	X	X
	Establishments with 250 to 499 employees	—	X	X	X
	Establishments with 500 to 999 employees	—	X	X	X
	Establishments with 1,000 employees or more	—	X	X	X
4453	Beer, wine, and liquor stores				
	All establishments	94	607	2 405	11 038
	Establishments with 1 to 4 employees	53	X	X	X
	Establishments with 5 to 9 employees	25	X	X	X
	Establishments with 10 to 19 employees	9	X	X	X
	Establishments with 20 to 49 employees	7	X	X	X
	Establishments with 50 to 99 employees	—	X	X	X
	Establishments with 100 to 249 employees	—	X	X	X
	Establishments with 250 to 499 employees	—	X	X	X
	Establishments with 500 to 999 employees	—	X	X	X
	Establishments with 1,000 employees or more	—	X	X	X
44531	Beer, wine, and liquor stores				
	All establishments	94	607	2 405	11 038
	Establishments with 1 to 4 employees	53	X	X	X
	Establishments with 5 to 9 employees	25	X	X	X
	Establishments with 10 to 19 employees	9	X	X	X
	Establishments with 20 to 49 employees	7	X	X	X
	Establishments with 50 to 99 employees	—	X	X	X
	Establishments with 100 to 249 employees	—	X	X	X
	Establishments with 250 to 499 employees	—	X	X	X
	Establishments with 500 to 999 employees	—	X	X	X
	Establishments with 1,000 employees or more	—	X	X	X
445310	Beer, wine, and liquor stores				
	All establishments	94	607	2 405	11 038
	Establishments with 1 to 4 employees	53	X	X	X
	Establishments with 5 to 9 employees	25	X	X	X
	Establishments with 10 to 19 employees	9	X	X	X
	Establishments with 20 to 49 employees	7	X	X	X
	Establishments with 50 to 99 employees	—	X	X	X
	Establishments with 100 to 249 employees	—	X	X	X
	Establishments with 250 to 499 employees	—	X	X	X
	Establishments with 500 to 999 employees	—	X	X	X
	Establishments with 1,000 employees or more	—	X	X	X
446	Health and personal care stores				
	All establishments	171	2 586	12 299	51 096
	Establishments with 1 to 4 employees	62	X	X	X
	Establishments with 5 to 9 employees	31	X	X	X
	Establishments with 10 to 19 employees	22	X	X	X
	Establishments with 20 to 49 employees	50	X	X	X
	Establishments with 50 to 99 employees	6	X	X	X
	Establishments with 100 to 249 employees	—	X	X	X
	Establishments with 250 to 499 employees	—	X	X	X
	Establishments with 500 to 999 employees	—	X	X	X
	Establishments with 1,000 employees or more	—	X	X	X
4461	Health and personal care stores				
	All establishments	171	2 586	12 299	51 096
	Establishments with 1 to 4 employees	62	X	X	X
	Establishments with 5 to 9 employees	31	X	X	X
	Establishments with 10 to 19 employees	22	X	X	X
	Establishments with 20 to 49 employees	50	X	X	X
	Establishments with 50 to 99 employees	6	X	X	X
	Establishments with 100 to 249 employees	—	X	X	X
	Establishments with 250 to 499 employees	—	X	X	X
	Establishments with 500 to 999 employees	—	X	X	X
	Establishments with 1,000 employees or more	—	X	X	X

See footnotes at end of table.

Table 5. Establishments, Employees, and Payroll by Industry and Employment Size of Establishments by County: 2004—Con.

[Excludes most government employees, railroad employees, and self-employed persons. Size class 1 to 4 employees includes establishments having payroll, but no employees, during mid-March pay period. For meaning of abbreviations and symbols, see introductory text. For explanation of terms, see Appendix A. For statement on reliability, see the note at the end of the table and Appendix C]

NAICS code	Geography, kind of business, and employment size class	Establishments (number)	Paid employees for pay period including March 12 (number)	First-quarter payroll (\$1,000)	Annual payroll (\$1,000)
44-45	CAMDEN—Con.				
	Retail trade—Con.				
446	Health and personal care stores—Con.				
4461	Health and personal care stores—Con.				
44611	Pharmacies and drug stores				
	All establishments	93	2 169	10 254	43 115
	Establishments with 1 to 4 employees	17	X	X	X
	Establishments with 5 to 9 employees	6	X	X	X
	Establishments with 10 to 19 employees	19	X	X	X
	Establishments with 20 to 49 employees	45	X	X	X
	Establishments with 50 to 99 employees	6	X	X	X
	Establishments with 100 to 249 employees	—	X	X	X
	Establishments with 250 to 499 employees	—	X	X	X
	Establishments with 500 to 999 employees	—	X	X	X
	Establishments with 1,000 employees or more	—	X	X	X
446110	Pharmacies and drug stores				
	All establishments	93	2 169	10 254	43 115
	Establishments with 1 to 4 employees	17	X	X	X
	Establishments with 5 to 9 employees	6	X	X	X
	Establishments with 10 to 19 employees	19	X	X	X
	Establishments with 20 to 49 employees	45	X	X	X
	Establishments with 50 to 99 employees	6	X	X	X
	Establishments with 100 to 249 employees	—	X	X	X
	Establishments with 250 to 499 employees	—	X	X	X
	Establishments with 500 to 999 employees	—	X	X	X
	Establishments with 1,000 employees or more	—	X	X	X
44612	Cosmetics, beauty supplies, and perfume stores				
	All establishments	19	c	D	D
	Establishments with 1 to 4 employees	9	X	X	X
	Establishments with 5 to 9 employees	6	X	X	X
	Establishments with 10 to 19 employees	1	X	X	X
	Establishments with 20 to 49 employees	3	X	X	X
	Establishments with 50 to 99 employees	—	X	X	X
	Establishments with 100 to 249 employees	—	X	X	X
	Establishments with 250 to 499 employees	—	X	X	X
	Establishments with 500 to 999 employees	—	X	X	X
	Establishments with 1,000 employees or more	—	X	X	X
446120	Cosmetics, beauty supplies, and perfume stores				
	All establishments	19	c	D	D
	Establishments with 1 to 4 employees	9	X	X	X
	Establishments with 5 to 9 employees	6	X	X	X
	Establishments with 10 to 19 employees	1	X	X	X
	Establishments with 20 to 49 employees	3	X	X	X
	Establishments with 50 to 99 employees	—	X	X	X
	Establishments with 100 to 249 employees	—	X	X	X
	Establishments with 250 to 499 employees	—	X	X	X
	Establishments with 500 to 999 employees	—	X	X	X
	Establishments with 1,000 employees or more	—	X	X	X
44613	Optical goods stores				
	All establishments	28	150	897	3 666
	Establishments with 1 to 4 employees	14	X	X	X
	Establishments with 5 to 9 employees	11	X	X	X
	Establishments with 10 to 19 employees	1	X	X	X
	Establishments with 20 to 49 employees	2	X	X	X
	Establishments with 50 to 99 employees	—	X	X	X
	Establishments with 100 to 249 employees	—	X	X	X
	Establishments with 250 to 499 employees	—	X	X	X
	Establishments with 500 to 999 employees	—	X	X	X
	Establishments with 1,000 employees or more	—	X	X	X
446130	Optical goods stores				
	All establishments	28	150	897	3 666
	Establishments with 1 to 4 employees	14	X	X	X
	Establishments with 5 to 9 employees	11	X	X	X
	Establishments with 10 to 19 employees	1	X	X	X
	Establishments with 20 to 49 employees	2	X	X	X
	Establishments with 50 to 99 employees	—	X	X	X
	Establishments with 100 to 249 employees	—	X	X	X
	Establishments with 250 to 499 employees	—	X	X	X
	Establishments with 500 to 999 employees	—	X	X	X
	Establishments with 1,000 employees or more	—	X	X	X
44619	Other health and personal care stores				
	All establishments	31	c	D	D
	Establishments with 1 to 4 employees	22	X	X	X
	Establishments with 5 to 9 employees	8	X	X	X
	Establishments with 10 to 19 employees	1	X	X	X
	Establishments with 20 to 49 employees	—	X	X	X
	Establishments with 50 to 99 employees	—	X	X	X
	Establishments with 100 to 249 employees	—	X	X	X
	Establishments with 250 to 499 employees	—	X	X	X
	Establishments with 500 to 999 employees	—	X	X	X
	Establishments with 1,000 employees or more	—	X	X	X

See footnotes at end of table.

Table 5. Establishments, Employees, and Payroll by Industry and Employment Size of Establishments by County: 2004—Con.

[Excludes most government employees, railroad employees, and self-employed persons. Size class 1 to 4 employees includes establishments having payroll, but no employees, during mid-March pay period. For meaning of abbreviations and symbols, see introductory text. For explanation of terms, see Appendix A. For statement on reliability, see the note at the end of the table and Appendix C]

NAICS code	Geography, kind of business, and employment size class	Establishments (number)	Paid employees for pay period including March 12 (number)	First-quarter payroll (\$1,000)	Annual payroll (\$1,000)
	CAMDEN—Con.				
44-45	Retail trade—Con.				
447	Gasoline stations				
	All establishments	139	949	3 822	16 151
	Establishments with 1 to 4 employees	87	X	X	X
	Establishments with 5 to 9 employees	24	X	X	X
	Establishments with 10 to 19 employees	21	X	X	X
	Establishments with 20 to 49 employees	5	X	X	X
	Establishments with 50 to 99 employees	1	X	X	X
	Establishments with 100 to 249 employees	1	X	X	X
	Establishments with 250 to 499 employees	—	X	X	X
	Establishments with 500 to 999 employees	—	X	X	X
	Establishments with 1,000 employees or more	—	X	X	X
4471	Gasoline stations				
	All establishments	139	949	3 822	16 151
	Establishments with 1 to 4 employees	87	X	X	X
	Establishments with 5 to 9 employees	24	X	X	X
	Establishments with 10 to 19 employees	21	X	X	X
	Establishments with 20 to 49 employees	5	X	X	X
	Establishments with 50 to 99 employees	1	X	X	X
	Establishments with 100 to 249 employees	1	X	X	X
	Establishments with 250 to 499 employees	—	X	X	X
	Establishments with 500 to 999 employees	—	X	X	X
	Establishments with 1,000 employees or more	—	X	X	X
44711	Gasoline stations with convenience stores				
	All establishments	51	567	2 169	8 581
	Establishments with 1 to 4 employees	21	X	X	X
	Establishments with 5 to 9 employees	11	X	X	X
	Establishments with 10 to 19 employees	14	X	X	X
	Establishments with 20 to 49 employees	3	X	X	X
	Establishments with 50 to 99 employees	1	X	X	X
	Establishments with 100 to 249 employees	1	X	X	X
	Establishments with 250 to 499 employees	—	X	X	X
	Establishments with 500 to 999 employees	—	X	X	X
	Establishments with 1,000 employees or more	—	X	X	X
447110	Gasoline stations with convenience stores				
	All establishments	51	567	2 169	8 581
	Establishments with 1 to 4 employees	21	X	X	X
	Establishments with 5 to 9 employees	11	X	X	X
	Establishments with 10 to 19 employees	14	X	X	X
	Establishments with 20 to 49 employees	3	X	X	X
	Establishments with 50 to 99 employees	1	X	X	X
	Establishments with 100 to 249 employees	1	X	X	X
	Establishments with 250 to 499 employees	—	X	X	X
	Establishments with 500 to 999 employees	—	X	X	X
	Establishments with 1,000 employees or more	—	X	X	X
44719	Other gasoline stations				
	All establishments	88	382	1 653	7 570
	Establishments with 1 to 4 employees	66	X	X	X
	Establishments with 5 to 9 employees	13	X	X	X
	Establishments with 10 to 19 employees	7	X	X	X
	Establishments with 20 to 49 employees	2	X	X	X
	Establishments with 50 to 99 employees	—	X	X	X
	Establishments with 100 to 249 employees	—	X	X	X
	Establishments with 250 to 499 employees	—	X	X	X
	Establishments with 500 to 999 employees	—	X	X	X
	Establishments with 1,000 employees or more	—	X	X	X
447190	Other gasoline stations				
	All establishments	88	382	1 653	7 570
	Establishments with 1 to 4 employees	66	X	X	X
	Establishments with 5 to 9 employees	13	X	X	X
	Establishments with 10 to 19 employees	7	X	X	X
	Establishments with 20 to 49 employees	2	X	X	X
	Establishments with 50 to 99 employees	—	X	X	X
	Establishments with 100 to 249 employees	—	X	X	X
	Establishments with 250 to 499 employees	—	X	X	X
	Establishments with 500 to 999 employees	—	X	X	X
	Establishments with 1,000 employees or more	—	X	X	X
448	Clothing and clothing accessories stores				
	All establishments	284	2 794	10 106	41 463
	Establishments with 1 to 4 employees	125	X	X	X
	Establishments with 5 to 9 employees	70	X	X	X
	Establishments with 10 to 19 employees	55	X	X	X
	Establishments with 20 to 49 employees	25	X	X	X
	Establishments with 50 to 99 employees	9	X	X	X
	Establishments with 100 to 249 employees	—	X	X	X
	Establishments with 250 to 499 employees	—	X	X	X
	Establishments with 500 to 999 employees	—	X	X	X
	Establishments with 1,000 employees or more	—	X	X	X

See footnotes at end of table.

Table 5. Establishments, Employees, and Payroll by Industry and Employment Size of Establishments by County: 2004—Con.

[Excludes most government employees, railroad employees, and self-employed persons. Size class 1 to 4 employees includes establishments having payroll, but no employees, during mid-March pay period. For meaning of abbreviations and symbols, see introductory text. For explanation of terms, see Appendix A. For statement on reliability, see the note at the end of the table and Appendix C]

NAICS code	Geography, kind of business, and employment size class	Establishments (number)	Paid employees for pay period including March 12 (number)	First-quarter payroll (\$1,000)	Annual payroll (\$1,000)
	CAMDEN—Con.				
44-45	Retail trade—Con.				
448	Clothing and clothing accessories stores—Con.				
4481	Clothing stores				
	All establishments	169	2 067	7 198	29 057
	Establishments with 1 to 4 employees	64	X	X	X
	Establishments with 5 to 9 employees	36	X	X	X
	Establishments with 10 to 19 employees	41	X	X	X
	Establishments with 20 to 49 employees	20	X	X	X
	Establishments with 50 to 99 employees	8	X	X	X
	Establishments with 100 to 249 employees	—	X	X	X
	Establishments with 250 to 499 employees	—	X	X	X
	Establishments with 500 to 999 employees	—	X	X	X
	Establishments with 1,000 employees or more	—	X	X	X
44811	Men's clothing stores				
	All establishments	18	108	616	2 519
	Establishments with 1 to 4 employees	11	X	X	X
	Establishments with 5 to 9 employees	3	X	X	X
	Establishments with 10 to 19 employees	3	X	X	X
	Establishments with 20 to 49 employees	1	X	X	X
	Establishments with 50 to 99 employees	—	X	X	X
	Establishments with 100 to 249 employees	—	X	X	X
	Establishments with 250 to 499 employees	—	X	X	X
	Establishments with 500 to 999 employees	—	X	X	X
	Establishments with 1,000 employees or more	—	X	X	X
448110	Men's clothing stores				
	All establishments	18	108	616	2 519
	Establishments with 1 to 4 employees	11	X	X	X
	Establishments with 5 to 9 employees	3	X	X	X
	Establishments with 10 to 19 employees	3	X	X	X
	Establishments with 20 to 49 employees	1	X	X	X
	Establishments with 50 to 99 employees	—	X	X	X
	Establishments with 100 to 249 employees	—	X	X	X
	Establishments with 250 to 499 employees	—	X	X	X
	Establishments with 500 to 999 employees	—	X	X	X
	Establishments with 1,000 employees or more	—	X	X	X
44812	Women's clothing stores				
	All establishments	73	788	2 422	10 335
	Establishments with 1 to 4 employees	22	X	X	X
	Establishments with 5 to 9 employees	17	X	X	X
	Establishments with 10 to 19 employees	27	X	X	X
	Establishments with 20 to 49 employees	6	X	X	X
	Establishments with 50 to 99 employees	1	X	X	X
	Establishments with 100 to 249 employees	—	X	X	X
	Establishments with 250 to 499 employees	—	X	X	X
	Establishments with 500 to 999 employees	—	X	X	X
	Establishments with 1,000 employees or more	—	X	X	X
448120	Women's clothing stores				
	All establishments	73	788	2 422	10 335
	Establishments with 1 to 4 employees	22	X	X	X
	Establishments with 5 to 9 employees	17	X	X	X
	Establishments with 10 to 19 employees	27	X	X	X
	Establishments with 20 to 49 employees	6	X	X	X
	Establishments with 50 to 99 employees	1	X	X	X
	Establishments with 100 to 249 employees	—	X	X	X
	Establishments with 250 to 499 employees	—	X	X	X
	Establishments with 500 to 999 employees	—	X	X	X
	Establishments with 1,000 employees or more	—	X	X	X
44813	Children's and infants' clothing stores				
	All establishments	18	232	679	2 762
	Establishments with 1 to 4 employees	7	X	X	X
	Establishments with 5 to 9 employees	2	X	X	X
	Establishments with 10 to 19 employees	5	X	X	X
	Establishments with 20 to 49 employees	3	X	X	X
	Establishments with 50 to 99 employees	1	X	X	X
	Establishments with 100 to 249 employees	—	X	X	X
	Establishments with 250 to 499 employees	—	X	X	X
	Establishments with 500 to 999 employees	—	X	X	X
	Establishments with 1,000 employees or more	—	X	X	X
448130	Children's and infants' clothing stores				
	All establishments	18	232	679	2 762
	Establishments with 1 to 4 employees	7	X	X	X
	Establishments with 5 to 9 employees	2	X	X	X
	Establishments with 10 to 19 employees	5	X	X	X
	Establishments with 20 to 49 employees	3	X	X	X
	Establishments with 50 to 99 employees	1	X	X	X
	Establishments with 100 to 249 employees	—	X	X	X
	Establishments with 250 to 499 employees	—	X	X	X
	Establishments with 500 to 999 employees	—	X	X	X
	Establishments with 1,000 employees or more	—	X	X	X

See footnotes at end of table.

Table 5. Establishments, Employees, and Payroll by Industry and Employment Size of Establishments by County: 2004—Con.

[Excludes most government employees, railroad employees, and self-employed persons. Size class 1 to 4 employees includes establishments having payroll, but no employees, during mid-March pay period. For meaning of abbreviations and symbols, see introductory text. For explanation of terms, see Appendix A. For statement on reliability, see the note at the end of the table and Appendix C]

NAICS code	Geography, kind of business, and employment size class	Establishments (number)	Paid employees for pay period including March 12 (number)	First-quarter payroll (\$1,000)	Annual payroll (\$1,000)
	CAMDEN—Con.				
44-45	Retail trade—Con.				
448	Clothing and clothing accessories stores—Con.				
4481	Clothing stores—Con.				
44814	Family clothing stores				
	All establishments	27	640	1 923	7 916
	Establishments with 1 to 4 employees	7	X	X	X
	Establishments with 5 to 9 employees	3	X	X	X
	Establishments with 10 to 19 employees	4	X	X	X
	Establishments with 20 to 49 employees	9	X	X	X
	Establishments with 50 to 99 employees	4	X	X	X
	Establishments with 100 to 249 employees	—	X	X	X
	Establishments with 250 to 499 employees	—	X	X	X
	Establishments with 500 to 999 employees	—	X	X	X
	Establishments with 1,000 employees or more	—	X	X	X
448140	Family clothing stores				
	All establishments	27	640	1 923	7 916
	Establishments with 1 to 4 employees	7	X	X	X
	Establishments with 5 to 9 employees	3	X	X	X
	Establishments with 10 to 19 employees	4	X	X	X
	Establishments with 20 to 49 employees	9	X	X	X
	Establishments with 50 to 99 employees	4	X	X	X
	Establishments with 100 to 249 employees	—	X	X	X
	Establishments with 250 to 499 employees	—	X	X	X
	Establishments with 500 to 999 employees	—	X	X	X
	Establishments with 1,000 employees or more	—	X	X	X
44819	Other clothing stores				
	All establishments	23	245	1 220	3 997
	Establishments with 1 to 4 employees	12	X	X	X
	Establishments with 5 to 9 employees	7	X	X	X
	Establishments with 10 to 19 employees	1	X	X	X
	Establishments with 20 to 49 employees	1	X	X	X
	Establishments with 50 to 99 employees	2	X	X	X
	Establishments with 100 to 249 employees	—	X	X	X
	Establishments with 250 to 499 employees	—	X	X	X
	Establishments with 500 to 999 employees	—	X	X	X
	Establishments with 1,000 employees or more	—	X	X	X
448190	Other clothing stores				
	All establishments	23	245	1 220	3 997
	Establishments with 1 to 4 employees	12	X	X	X
	Establishments with 5 to 9 employees	7	X	X	X
	Establishments with 10 to 19 employees	1	X	X	X
	Establishments with 20 to 49 employees	1	X	X	X
	Establishments with 50 to 99 employees	2	X	X	X
	Establishments with 100 to 249 employees	—	X	X	X
	Establishments with 250 to 499 employees	—	X	X	X
	Establishments with 500 to 999 employees	—	X	X	X
	Establishments with 1,000 employees or more	—	X	X	X
4482	Shoe stores				
	All establishments	52	457	1 431	6 156
	Establishments with 1 to 4 employees	18	X	X	X
	Establishments with 5 to 9 employees	20	X	X	X
	Establishments with 10 to 19 employees	10	X	X	X
	Establishments with 20 to 49 employees	3	X	X	X
	Establishments with 50 to 99 employees	1	X	X	X
	Establishments with 100 to 249 employees	—	X	X	X
	Establishments with 250 to 499 employees	—	X	X	X
	Establishments with 500 to 999 employees	—	X	X	X
	Establishments with 1,000 employees or more	—	X	X	X
44821	Shoe stores				
	All establishments	52	457	1 431	6 156
	Establishments with 1 to 4 employees	18	X	X	X
	Establishments with 5 to 9 employees	20	X	X	X
	Establishments with 10 to 19 employees	10	X	X	X
	Establishments with 20 to 49 employees	3	X	X	X
	Establishments with 50 to 99 employees	1	X	X	X
	Establishments with 100 to 249 employees	—	X	X	X
	Establishments with 250 to 499 employees	—	X	X	X
	Establishments with 500 to 999 employees	—	X	X	X
	Establishments with 1,000 employees or more	—	X	X	X
448210	Shoe stores				
	All establishments	52	457	1 431	6 156
	Establishments with 1 to 4 employees	18	X	X	X
	Establishments with 5 to 9 employees	20	X	X	X
	Establishments with 10 to 19 employees	10	X	X	X
	Establishments with 20 to 49 employees	3	X	X	X
	Establishments with 50 to 99 employees	1	X	X	X
	Establishments with 100 to 249 employees	—	X	X	X
	Establishments with 250 to 499 employees	—	X	X	X
	Establishments with 500 to 999 employees	—	X	X	X
	Establishments with 1,000 employees or more	—	X	X	X

See footnotes at end of table.

Table 5. Establishments, Employees, and Payroll by Industry and Employment Size of Establishments by County: 2004—Con.

[Excludes most government employees, railroad employees, and self-employed persons. Size class 1 to 4 employees includes establishments having payroll, but no employees, during mid-March pay period. For meaning of abbreviations and symbols, see introductory text. For explanation of terms, see Appendix A. For statement on reliability, see the note at the end of the table and Appendix C]

NAICS code	Geography, kind of business, and employment size class	Establishments (number)	Paid employees for pay period including March 12 (number)	First-quarter payroll (\$1,000)	Annual payroll (\$1,000)
	CAMDEN—Con.				
44-45	Retail trade—Con.				
448	Clothing and clothing accessories stores—Con.				
4483	Jewelry, luggage, and leather goods stores				
	All establishments	63	270	1 477	6 250
	Establishments with 1 to 4 employees	43	X	X	X
	Establishments with 5 to 9 employees	14	X	X	X
	Establishments with 10 to 19 employees	4	X	X	X
	Establishments with 20 to 49 employees	2	X	X	X
	Establishments with 50 to 99 employees	—	X	X	X
	Establishments with 100 to 249 employees	—	X	X	X
	Establishments with 250 to 499 employees	—	X	X	X
	Establishments with 500 to 999 employees	—	X	X	X
	Establishments with 1,000 employees or more	—	X	X	X
44831	Jewelry stores				
	All establishments	61	e	D	D
	Establishments with 1 to 4 employees	42	X	X	X
	Establishments with 5 to 9 employees	13	X	X	X
	Establishments with 10 to 19 employees	4	X	X	X
	Establishments with 20 to 49 employees	2	X	X	X
	Establishments with 50 to 99 employees	—	X	X	X
	Establishments with 100 to 249 employees	—	X	X	X
	Establishments with 250 to 499 employees	—	X	X	X
	Establishments with 500 to 999 employees	—	X	X	X
	Establishments with 1,000 employees or more	—	X	X	X
448310	Jewelry stores				
	All establishments	61	e	D	D
	Establishments with 1 to 4 employees	42	X	X	X
	Establishments with 5 to 9 employees	13	X	X	X
	Establishments with 10 to 19 employees	4	X	X	X
	Establishments with 20 to 49 employees	2	X	X	X
	Establishments with 50 to 99 employees	—	X	X	X
	Establishments with 100 to 249 employees	—	X	X	X
	Establishments with 250 to 499 employees	—	X	X	X
	Establishments with 500 to 999 employees	—	X	X	X
	Establishments with 1,000 employees or more	—	X	X	X
451	Sporting goods, hobby, book, and music stores				
	All establishments	100	1 273	9 005	31 252
	Establishments with 1 to 4 employees	48	X	X	X
	Establishments with 5 to 9 employees	22	X	X	X
	Establishments with 10 to 19 employees	15	X	X	X
	Establishments with 20 to 49 employees	11	X	X	X
	Establishments with 50 to 99 employees	3	X	X	X
	Establishments with 100 to 249 employees	—	X	X	X
	Establishments with 250 to 499 employees	1	X	X	X
	Establishments with 500 to 999 employees	—	X	X	X
	Establishments with 1,000 employees or more	—	X	X	X
4511	Sporting goods, hobby, and musical instrument stores				
	All establishments	52	589	2 990	12 307
	Establishments with 1 to 4 employees	21	X	X	X
	Establishments with 5 to 9 employees	14	X	X	X
	Establishments with 10 to 19 employees	8	X	X	X
	Establishments with 20 to 49 employees	7	X	X	X
	Establishments with 50 to 99 employees	2	X	X	X
	Establishments with 100 to 249 employees	—	X	X	X
	Establishments with 250 to 499 employees	—	X	X	X
	Establishments with 500 to 999 employees	—	X	X	X
	Establishments with 1,000 employees or more	—	X	X	X
45111	Sporting goods stores				
	All establishments	21	169	702	2 664
	Establishments with 1 to 4 employees	8	X	X	X
	Establishments with 5 to 9 employees	9	X	X	X
	Establishments with 10 to 19 employees	3	X	X	X
	Establishments with 20 to 49 employees	1	X	X	X
	Establishments with 50 to 99 employees	—	X	X	X
	Establishments with 100 to 249 employees	—	X	X	X
	Establishments with 250 to 499 employees	—	X	X	X
	Establishments with 500 to 999 employees	—	X	X	X
	Establishments with 1,000 employees or more	—	X	X	X
451110	Sporting goods stores				
	All establishments	21	169	702	2 664
	Establishments with 1 to 4 employees	8	X	X	X
	Establishments with 5 to 9 employees	9	X	X	X
	Establishments with 10 to 19 employees	3	X	X	X
	Establishments with 20 to 49 employees	1	X	X	X
	Establishments with 50 to 99 employees	—	X	X	X
	Establishments with 100 to 249 employees	—	X	X	X
	Establishments with 250 to 499 employees	—	X	X	X
	Establishments with 500 to 999 employees	—	X	X	X
	Establishments with 1,000 employees or more	—	X	X	X

See footnotes at end of table.

Table 5. Establishments, Employees, and Payroll by Industry and Employment Size of Establishments by County: 2004—Con.

[Excludes most government employees, railroad employees, and self-employed persons. Size class 1 to 4 employees includes establishments having payroll, but no employees, during mid-March pay period. For meaning of abbreviations and symbols, see introductory text. For explanation of terms, see Appendix A. For statement on reliability, see the note at the end of the table and Appendix C]

NAICS code	Geography, kind of business, and employment size class	Establishments (number)	Paid employees for pay period including March 12 (number)	First-quarter payroll (\$1,000)	Annual payroll (\$1,000)
44-45	CAMDEN—Con.				
	Retail trade—Con.				
451	Sporting goods, hobby, book, and music stores—Con.				
4511	Sporting goods, hobby, and musical instrument stores—Con.				
45112	Hobby, toy, and game stores				
	All establishments	17	174	647	3 083
	Establishments with 1 to 4 employees	9	X	X	X
	Establishments with 5 to 9 employees	2	X	X	X
	Establishments with 10 to 19 employees	4	X	X	X
	Establishments with 20 to 49 employees	1	X	X	X
	Establishments with 50 to 99 employees	1	X	X	X
	Establishments with 100 to 249 employees	—	X	X	X
	Establishments with 250 to 499 employees	—	X	X	X
	Establishments with 500 to 999 employees	—	X	X	X
	Establishments with 1,000 employees or more	—	X	X	X
451120	Hobby, toy, and game stores				
	All establishments	17	174	647	3 083
	Establishments with 1 to 4 employees	9	X	X	X
	Establishments with 5 to 9 employees	2	X	X	X
	Establishments with 10 to 19 employees	4	X	X	X
	Establishments with 20 to 49 employees	1	X	X	X
	Establishments with 50 to 99 employees	1	X	X	X
	Establishments with 100 to 249 employees	—	X	X	X
	Establishments with 250 to 499 employees	—	X	X	X
	Establishments with 500 to 999 employees	—	X	X	X
	Establishments with 1,000 employees or more	—	X	X	X
45114	Musical instrument and supplies stores				
	All establishments	8	212	1 498	5 981
	Establishments with 1 to 4 employees	2	X	X	X
	Establishments with 5 to 9 employees	—	X	X	X
	Establishments with 10 to 19 employees	—	X	X	X
	Establishments with 20 to 49 employees	5	X	X	X
	Establishments with 50 to 99 employees	1	X	X	X
	Establishments with 100 to 249 employees	—	X	X	X
	Establishments with 250 to 499 employees	—	X	X	X
	Establishments with 500 to 999 employees	—	X	X	X
	Establishments with 1,000 employees or more	—	X	X	X
451140	Musical instrument and supplies stores				
	All establishments	8	212	1 498	5 981
	Establishments with 1 to 4 employees	2	X	X	X
	Establishments with 5 to 9 employees	—	X	X	X
	Establishments with 10 to 19 employees	—	X	X	X
	Establishments with 20 to 49 employees	5	X	X	X
	Establishments with 50 to 99 employees	1	X	X	X
	Establishments with 100 to 249 employees	—	X	X	X
	Establishments with 250 to 499 employees	—	X	X	X
	Establishments with 500 to 999 employees	—	X	X	X
	Establishments with 1,000 employees or more	—	X	X	X
4512	Book, periodical, and music stores				
	All establishments	48	684	6 015	18 945
	Establishments with 1 to 4 employees	27	X	X	X
	Establishments with 5 to 9 employees	8	X	X	X
	Establishments with 10 to 19 employees	7	X	X	X
	Establishments with 20 to 49 employees	4	X	X	X
	Establishments with 50 to 99 employees	1	X	X	X
	Establishments with 100 to 249 employees	—	X	X	X
	Establishments with 250 to 499 employees	1	X	X	X
	Establishments with 500 to 999 employees	—	X	X	X
	Establishments with 1,000 employees or more	—	X	X	X
45121	Book stores and news dealers				
	All establishments	25	449	5 395	16 581
	Establishments with 1 to 4 employees	14	X	X	X
	Establishments with 5 to 9 employees	4	X	X	X
	Establishments with 10 to 19 employees	5	X	X	X
	Establishments with 20 to 49 employees	1	X	X	X
	Establishments with 50 to 99 employees	—	X	X	X
	Establishments with 100 to 249 employees	—	X	X	X
	Establishments with 250 to 499 employees	1	X	X	X
	Establishments with 500 to 999 employees	—	X	X	X
	Establishments with 1,000 employees or more	—	X	X	X
451211	Book stores				
	All establishments	15	c	D	D
	Establishments with 1 to 4 employees	7	X	X	X
	Establishments with 5 to 9 employees	3	X	X	X
	Establishments with 10 to 19 employees	4	X	X	X
	Establishments with 20 to 49 employees	1	X	X	X
	Establishments with 50 to 99 employees	—	X	X	X
	Establishments with 100 to 249 employees	—	X	X	X
	Establishments with 250 to 499 employees	—	X	X	X
	Establishments with 500 to 999 employees	—	X	X	X
	Establishments with 1,000 employees or more	—	X	X	X

See footnotes at end of table.

Table 5. Establishments, Employees, and Payroll by Industry and Employment Size of Establishments by County: 2004—Con.

[Excludes most government employees, railroad employees, and self-employed persons. Size class 1 to 4 employees includes establishments having payroll, but no employees, during mid-March pay period. For meaning of abbreviations and symbols, see introductory text. For explanation of terms, see Appendix A. For statement on reliability, see the note at the end of the table and Appendix C]

NAICS code	Geography, kind of business, and employment size class	Establishments (number)	Paid employees for pay period including March 12 (number)	First-quarter payroll (\$1,000)	Annual payroll (\$1,000)
44-45	CAMDEN—Con.				
	Retail trade—Con.				
451	Sporting goods, hobby, book, and music stores—Con.				
4512	Book, periodical, and music stores—Con.				
45121	Book stores and news dealers—Con.				
451212	News dealers and newsstands				
	All establishments	10	e	D	D
	Establishments with 1 to 4 employees	7	X	X	X
	Establishments with 5 to 9 employees	1	X	X	X
	Establishments with 10 to 19 employees	1	X	X	X
	Establishments with 20 to 49 employees	—	X	X	X
	Establishments with 50 to 99 employees	—	X	X	X
	Establishments with 100 to 249 employees	—	X	X	X
	Establishments with 250 to 499 employees	1	X	X	X
	Establishments with 500 to 999 employees	—	X	X	X
	Establishments with 1,000 employees or more	—	X	X	X
45122	Prerecorded tape, compact disc, and record stores				
	All establishments	23	235	620	2 364
	Establishments with 1 to 4 employees	13	X	X	X
	Establishments with 5 to 9 employees	4	X	X	X
	Establishments with 10 to 19 employees	2	X	X	X
	Establishments with 20 to 49 employees	3	X	X	X
	Establishments with 50 to 99 employees	1	X	X	X
	Establishments with 100 to 249 employees	—	X	X	X
	Establishments with 250 to 499 employees	—	X	X	X
	Establishments with 500 to 999 employees	—	X	X	X
	Establishments with 1,000 employees or more	—	X	X	X
451220	Prerecorded tape, compact disc, and record stores				
	All establishments	23	235	620	2 364
	Establishments with 1 to 4 employees	13	X	X	X
	Establishments with 5 to 9 employees	4	X	X	X
	Establishments with 10 to 19 employees	2	X	X	X
	Establishments with 20 to 49 employees	3	X	X	X
	Establishments with 50 to 99 employees	1	X	X	X
	Establishments with 100 to 249 employees	—	X	X	X
	Establishments with 250 to 499 employees	—	X	X	X
	Establishments with 500 to 999 employees	—	X	X	X
	Establishments with 1,000 employees or more	—	X	X	X
452	General merchandise stores				
	All establishments	80	3 137	13 131	55 853
	Establishments with 1 to 4 employees	26	X	X	X
	Establishments with 5 to 9 employees	21	X	X	X
	Establishments with 10 to 19 employees	15	X	X	X
	Establishments with 20 to 49 employees	4	X	X	X
	Establishments with 50 to 99 employees	3	X	X	X
	Establishments with 100 to 249 employees	8	X	X	X
	Establishments with 250 to 499 employees	3	X	X	X
	Establishments with 500 to 999 employees	—	X	X	X
	Establishments with 1,000 employees or more	—	X	X	X
4521	Department stores				
	All establishments	18	2 696	11 450	47 579
	Establishments with 1 to 4 employees	3	X	X	X
	Establishments with 5 to 9 employees	—	X	X	X
	Establishments with 10 to 19 employees	1	X	X	X
	Establishments with 20 to 49 employees	—	X	X	X
	Establishments with 50 to 99 employees	3	X	X	X
	Establishments with 100 to 249 employees	8	X	X	X
	Establishments with 250 to 499 employees	3	X	X	X
	Establishments with 500 to 999 employees	—	X	X	X
	Establishments with 1,000 employees or more	—	X	X	X
45211	Department stores				
	All establishments	18	2 696	11 450	47 579
	Establishments with 1 to 4 employees	3	X	X	X
	Establishments with 5 to 9 employees	—	X	X	X
	Establishments with 10 to 19 employees	1	X	X	X
	Establishments with 20 to 49 employees	—	X	X	X
	Establishments with 50 to 99 employees	3	X	X	X
	Establishments with 100 to 249 employees	8	X	X	X
	Establishments with 250 to 499 employees	3	X	X	X
	Establishments with 500 to 999 employees	—	X	X	X
	Establishments with 1,000 employees or more	—	X	X	X
452111	Department stores (except discount department stores)				
	All establishments	8	1 467	6 976	28 416
	Establishments with 1 to 4 employees	1	X	X	X
	Establishments with 5 to 9 employees	—	X	X	X
	Establishments with 10 to 19 employees	1	X	X	X
	Establishments with 20 to 49 employees	—	X	X	X
	Establishments with 50 to 99 employees	—	X	X	X
	Establishments with 100 to 249 employees	4	X	X	X
	Establishments with 250 to 499 employees	2	X	X	X
	Establishments with 500 to 999 employees	—	X	X	X
	Establishments with 1,000 employees or more	—	X	X	X

See footnotes at end of table.

Table 5. Establishments, Employees, and Payroll by Industry and Employment Size of Establishments by County: 2004—Con.

[Excludes most government employees, railroad employees, and self-employed persons. Size class 1 to 4 employees includes establishments having payroll, but no employees, during mid-March pay period. For meaning of abbreviations and symbols, see introductory text. For explanation of terms, see Appendix A. For statement on reliability, see the note at the end of the table and Appendix C]

NAICS code	Geography, kind of business, and employment size class	Establishments (number)	Paid employees for pay period including March 12 (number)	First-quarter payroll (\$1,000)	Annual payroll (\$1,000)
44-45	CAMDEN—Con.				
	Retail trade—Con.				
452	General merchandise stores—Con.				
4521	Department stores—Con.				
45211	Department stores—Con.				
452112	Discount department stores				
	All establishments	10	1 229	4 474	19 163
	Establishments with 1 to 4 employees	2	X	X	X
	Establishments with 5 to 9 employees	—	X	X	X
	Establishments with 10 to 19 employees	—	X	X	X
	Establishments with 20 to 49 employees	—	X	X	X
	Establishments with 50 to 99 employees	3	X	X	X
	Establishments with 100 to 249 employees	4	X	X	X
	Establishments with 250 to 499 employees	1	X	X	X
	Establishments with 500 to 999 employees	—	X	X	X
	Establishments with 1,000 employees or more	—	X	X	X
4529	Other general merchandise stores				
	All establishments	62	441	1 681	8 274
	Establishments with 1 to 4 employees	23	X	X	X
	Establishments with 5 to 9 employees	21	X	X	X
	Establishments with 10 to 19 employees	14	X	X	X
	Establishments with 20 to 49 employees	4	X	X	X
	Establishments with 50 to 99 employees	—	X	X	X
	Establishments with 100 to 249 employees	—	X	X	X
	Establishments with 250 to 499 employees	—	X	X	X
	Establishments with 500 to 999 employees	—	X	X	X
	Establishments with 1,000 employees or more	—	X	X	X
45299	All other general merchandise stores				
	All establishments	61	e	D	D
	Establishments with 1 to 4 employees	23	X	X	X
	Establishments with 5 to 9 employees	20	X	X	X
	Establishments with 10 to 19 employees	14	X	X	X
	Establishments with 20 to 49 employees	4	X	X	X
	Establishments with 50 to 99 employees	—	X	X	X
	Establishments with 100 to 249 employees	—	X	X	X
	Establishments with 250 to 499 employees	—	X	X	X
	Establishments with 500 to 999 employees	—	X	X	X
	Establishments with 1,000 employees or more	—	X	X	X
452990	All other general merchandise stores				
	All establishments	61	e	D	D
	Establishments with 1 to 4 employees	23	X	X	X
	Establishments with 5 to 9 employees	20	X	X	X
	Establishments with 10 to 19 employees	14	X	X	X
	Establishments with 20 to 49 employees	4	X	X	X
	Establishments with 50 to 99 employees	—	X	X	X
	Establishments with 100 to 249 employees	—	X	X	X
	Establishments with 250 to 499 employees	—	X	X	X
	Establishments with 500 to 999 employees	—	X	X	X
	Establishments with 1,000 employees or more	—	X	X	X
453	Miscellaneous store retailers				
	All establishments	189	1 571	6 489	28 401
	Establishments with 1 to 4 employees	103	X	X	X
	Establishments with 5 to 9 employees	42	X	X	X
	Establishments with 10 to 19 employees	24	X	X	X
	Establishments with 20 to 49 employees	15	X	X	X
	Establishments with 50 to 99 employees	5	X	X	X
	Establishments with 100 to 249 employees	—	X	X	X
	Establishments with 250 to 499 employees	—	X	X	X
	Establishments with 500 to 999 employees	—	X	X	X
	Establishments with 1,000 employees or more	—	X	X	X
4531	Florists				
	All establishments	41	275	993	4 035
	Establishments with 1 to 4 employees	19	X	X	X
	Establishments with 5 to 9 employees	13	X	X	X
	Establishments with 10 to 19 employees	7	X	X	X
	Establishments with 20 to 49 employees	2	X	X	X
	Establishments with 50 to 99 employees	—	X	X	X
	Establishments with 100 to 249 employees	—	X	X	X
	Establishments with 250 to 499 employees	—	X	X	X
	Establishments with 500 to 999 employees	—	X	X	X
	Establishments with 1,000 employees or more	—	X	X	X
45311	Florists				
	All establishments	41	275	993	4 035
	Establishments with 1 to 4 employees	19	X	X	X
	Establishments with 5 to 9 employees	13	X	X	X
	Establishments with 10 to 19 employees	7	X	X	X
	Establishments with 20 to 49 employees	2	X	X	X
	Establishments with 50 to 99 employees	—	X	X	X
	Establishments with 100 to 249 employees	—	X	X	X
	Establishments with 250 to 499 employees	—	X	X	X
	Establishments with 500 to 999 employees	—	X	X	X
	Establishments with 1,000 employees or more	—	X	X	X

See footnotes at end of table.

Table 5. Establishments, Employees, and Payroll by Industry and Employment Size of Establishments by County: 2004—Con.

[Excludes most government employees, railroad employees, and self-employed persons. Size class 1 to 4 employees includes establishments having payroll, but no employees, during mid-March pay period. For meaning of abbreviations and symbols, see introductory text. For explanation of terms, see Appendix A. For statement on reliability, see the note at the end of the table and Appendix C]

NAICS code	Geography, kind of business, and employment size class	Establishments (number)	Paid employees for pay period including March 12 (number)	First-quarter payroll (\$1,000)	Annual payroll (\$1,000)
44-45	CAMDEN—Con.				
	Retail trade—Con.				
453	Miscellaneous store retailers—Con.				
4531	Florists—Con.				
45311	Florists—Con.				
453110	Florists				
	All establishments	41	275	993	4 035
	Establishments with 1 to 4 employees	19	X	X	X
	Establishments with 5 to 9 employees	13	X	X	X
	Establishments with 10 to 19 employees	7	X	X	X
	Establishments with 20 to 49 employees	2	X	X	X
	Establishments with 50 to 99 employees	—	X	X	X
	Establishments with 100 to 249 employees	—	X	X	X
	Establishments with 250 to 499 employees	—	X	X	X
	Establishments with 500 to 999 employees	—	X	X	X
	Establishments with 1,000 employees or more	—	X	X	X
4532	Office supplies, stationery, and gift stores				
	All establishments	74	667	3 008	12 546
	Establishments with 1 to 4 employees	40	X	X	X
	Establishments with 5 to 9 employees	16	X	X	X
	Establishments with 10 to 19 employees	9	X	X	X
	Establishments with 20 to 49 employees	7	X	X	X
	Establishments with 50 to 99 employees	2	X	X	X
	Establishments with 100 to 249 employees	—	X	X	X
	Establishments with 250 to 499 employees	—	X	X	X
	Establishments with 500 to 999 employees	—	X	X	X
	Establishments with 1,000 employees or more	—	X	X	X
45321	Office supplies and stationery stores				
	All establishments	14	205	1 806	7 531
	Establishments with 1 to 4 employees	7	X	X	X
	Establishments with 5 to 9 employees	2	X	X	X
	Establishments with 10 to 19 employees	1	X	X	X
	Establishments with 20 to 49 employees	3	X	X	X
	Establishments with 50 to 99 employees	1	X	X	X
	Establishments with 100 to 249 employees	—	X	X	X
	Establishments with 250 to 499 employees	—	X	X	X
	Establishments with 500 to 999 employees	—	X	X	X
	Establishments with 1,000 employees or more	—	X	X	X
453210	Office supplies and stationery stores				
	All establishments	14	205	1 806	7 531
	Establishments with 1 to 4 employees	7	X	X	X
	Establishments with 5 to 9 employees	2	X	X	X
	Establishments with 10 to 19 employees	1	X	X	X
	Establishments with 20 to 49 employees	3	X	X	X
	Establishments with 50 to 99 employees	1	X	X	X
	Establishments with 100 to 249 employees	—	X	X	X
	Establishments with 250 to 499 employees	—	X	X	X
	Establishments with 500 to 999 employees	—	X	X	X
	Establishments with 1,000 employees or more	—	X	X	X
45322	Gift, novelty, and souvenir stores				
	All establishments	60	462	1 202	5 015
	Establishments with 1 to 4 employees	33	X	X	X
	Establishments with 5 to 9 employees	14	X	X	X
	Establishments with 10 to 19 employees	8	X	X	X
	Establishments with 20 to 49 employees	4	X	X	X
	Establishments with 50 to 99 employees	1	X	X	X
	Establishments with 100 to 249 employees	—	X	X	X
	Establishments with 250 to 499 employees	—	X	X	X
	Establishments with 500 to 999 employees	—	X	X	X
	Establishments with 1,000 employees or more	—	X	X	X
453220	Gift, novelty, and souvenir stores				
	All establishments	60	462	1 202	5 015
	Establishments with 1 to 4 employees	33	X	X	X
	Establishments with 5 to 9 employees	14	X	X	X
	Establishments with 10 to 19 employees	8	X	X	X
	Establishments with 20 to 49 employees	4	X	X	X
	Establishments with 50 to 99 employees	1	X	X	X
	Establishments with 100 to 249 employees	—	X	X	X
	Establishments with 250 to 499 employees	—	X	X	X
	Establishments with 500 to 999 employees	—	X	X	X
	Establishments with 1,000 employees or more	—	X	X	X
4533	Used merchandise stores				
	All establishments	19	197	528	2 302
	Establishments with 1 to 4 employees	12	X	X	X
	Establishments with 5 to 9 employees	3	X	X	X
	Establishments with 10 to 19 employees	1	X	X	X
	Establishments with 20 to 49 employees	1	X	X	X
	Establishments with 50 to 99 employees	2	X	X	X
	Establishments with 100 to 249 employees	—	X	X	X
	Establishments with 250 to 499 employees	—	X	X	X
	Establishments with 500 to 999 employees	—	X	X	X
	Establishments with 1,000 employees or more	—	X	X	X

See footnotes at end of table.

Table 5. Establishments, Employees, and Payroll by Industry and Employment Size of Establishments by County: 2004—Con.

[Excludes most government employees, railroad employees, and self-employed persons. Size class 1 to 4 employees includes establishments having payroll, but no employees, during mid-March pay period. For meaning of abbreviations and symbols, see introductory text. For explanation of terms, see Appendix A. For statement on reliability, see the note at the end of the table and Appendix C]

NAICS code	Geography, kind of business, and employment size class	Establishments (number)	Paid employees for pay period including March 12 (number)	First-quarter payroll (\$1,000)	Annual payroll (\$1,000)
	CAMDEN—Con.				
44-45	Retail trade—Con.				
453	Miscellaneous store retailers—Con.				
4533	Used merchandise stores—Con.				
45331	Used merchandise stores				
	All establishments	19	197	528	2 302
	Establishments with 1 to 4 employees	12	X	X	X
	Establishments with 5 to 9 employees	3	X	X	X
	Establishments with 10 to 19 employees	1	X	X	X
	Establishments with 20 to 49 employees	1	X	X	X
	Establishments with 50 to 99 employees	2	X	X	X
	Establishments with 100 to 249 employees	—	X	X	X
	Establishments with 250 to 499 employees	—	X	X	X
	Establishments with 500 to 999 employees	—	X	X	X
	Establishments with 1,000 employees or more	—	X	X	X
453310	Used merchandise stores				
	All establishments	19	197	528	2 302
	Establishments with 1 to 4 employees	12	X	X	X
	Establishments with 5 to 9 employees	3	X	X	X
	Establishments with 10 to 19 employees	1	X	X	X
	Establishments with 20 to 49 employees	1	X	X	X
	Establishments with 50 to 99 employees	2	X	X	X
	Establishments with 100 to 249 employees	—	X	X	X
	Establishments with 250 to 499 employees	—	X	X	X
	Establishments with 500 to 999 employees	—	X	X	X
	Establishments with 1,000 employees or more	—	X	X	X
4539	Other miscellaneous store retailers				
	All establishments	55	432	1 960	9 518
	Establishments with 1 to 4 employees	32	X	X	X
	Establishments with 5 to 9 employees	10	X	X	X
	Establishments with 10 to 19 employees	7	X	X	X
	Establishments with 20 to 49 employees	5	X	X	X
	Establishments with 50 to 99 employees	1	X	X	X
	Establishments with 100 to 249 employees	—	X	X	X
	Establishments with 250 to 499 employees	—	X	X	X
	Establishments with 500 to 999 employees	—	X	X	X
	Establishments with 1,000 employees or more	—	X	X	X
45391	Pet and pet supplies stores				
	All establishments	13	191	612	2 570
	Establishments with 1 to 4 employees	3	X	X	X
	Establishments with 5 to 9 employees	4	X	X	X
	Establishments with 10 to 19 employees	1	X	X	X
	Establishments with 20 to 49 employees	5	X	X	X
	Establishments with 50 to 99 employees	—	X	X	X
	Establishments with 100 to 249 employees	—	X	X	X
	Establishments with 250 to 499 employees	—	X	X	X
	Establishments with 500 to 999 employees	—	X	X	X
	Establishments with 1,000 employees or more	—	X	X	X
453910	Pet and pet supplies stores				
	All establishments	13	191	612	2 570
	Establishments with 1 to 4 employees	3	X	X	X
	Establishments with 5 to 9 employees	4	X	X	X
	Establishments with 10 to 19 employees	1	X	X	X
	Establishments with 20 to 49 employees	5	X	X	X
	Establishments with 50 to 99 employees	—	X	X	X
	Establishments with 100 to 249 employees	—	X	X	X
	Establishments with 250 to 499 employees	—	X	X	X
	Establishments with 500 to 999 employees	—	X	X	X
	Establishments with 1,000 employees or more	—	X	X	X
45399	All other miscellaneous store retailers				
	All establishments	39	237	1 329	6 880
	Establishments with 1 to 4 employees	26	X	X	X
	Establishments with 5 to 9 employees	6	X	X	X
	Establishments with 10 to 19 employees	6	X	X	X
	Establishments with 20 to 49 employees	—	X	X	X
	Establishments with 50 to 99 employees	1	X	X	X
	Establishments with 100 to 249 employees	—	X	X	X
	Establishments with 250 to 499 employees	—	X	X	X
	Establishments with 500 to 999 employees	—	X	X	X
	Establishments with 1,000 employees or more	—	X	X	X
453998	All other miscellaneous store retailers (except tobacco stores)				
	All establishments	31	214	1 246	6 495
	Establishments with 1 to 4 employees	20	X	X	X
	Establishments with 5 to 9 employees	4	X	X	X
	Establishments with 10 to 19 employees	6	X	X	X
	Establishments with 20 to 49 employees	—	X	X	X
	Establishments with 50 to 99 employees	1	X	X	X
	Establishments with 100 to 249 employees	—	X	X	X
	Establishments with 250 to 499 employees	—	X	X	X
	Establishments with 500 to 999 employees	—	X	X	X
	Establishments with 1,000 employees or more	—	X	X	X

See footnotes at end of table.

Table 5. Establishments, Employees, and Payroll by Industry and Employment Size of Establishments by County: 2004—Con.

[Excludes most government employees, railroad employees, and self-employed persons. Size class 1 to 4 employees includes establishments having payroll, but no employees, during mid-March pay period. For meaning of abbreviations and symbols, see introductory text. For explanation of terms, see Appendix A. For statement on reliability, see the note at the end of the table and Appendix C]

NAICS code	Geography, kind of business, and employment size class	Establishments (number)	Paid employees for pay period including March 12 (number)	First-quarter payroll (\$1,000)	Annual payroll (\$1,000)
	CAMDEN—Con.				
44-45	Retail trade—Con.				
454	Nonstore retailers				
	All establishments	105	1 098	11 736	47 260
	Establishments with 1 to 4 employees	60	X	X	X
	Establishments with 5 to 9 employees	21	X	X	X
	Establishments with 10 to 19 employees	9	X	X	X
	Establishments with 20 to 49 employees	9	X	X	X
	Establishments with 50 to 99 employees	5	X	X	X
	Establishments with 100 to 249 employees	1	X	X	X
	Establishments with 250 to 499 employees	—	X	X	X
	Establishments with 500 to 999 employees	—	X	X	X
	Establishments with 1,000 employees or more	—	X	X	X
4541	Electronic shopping and mail-order houses				
	All establishments	29	373	4 537	17 288
	Establishments with 1 to 4 employees	16	X	X	X
	Establishments with 5 to 9 employees	5	X	X	X
	Establishments with 10 to 19 employees	3	X	X	X
	Establishments with 20 to 49 employees	3	X	X	X
	Establishments with 50 to 99 employees	1	X	X	X
	Establishments with 100 to 249 employees	1	X	X	X
	Establishments with 250 to 499 employees	—	X	X	X
	Establishments with 500 to 999 employees	—	X	X	X
	Establishments with 1,000 employees or more	—	X	X	X
45411	Electronic shopping and mail-order houses				
	All establishments	29	373	4 537	17 288
	Establishments with 1 to 4 employees	16	X	X	X
	Establishments with 5 to 9 employees	5	X	X	X
	Establishments with 10 to 19 employees	3	X	X	X
	Establishments with 20 to 49 employees	3	X	X	X
	Establishments with 50 to 99 employees	1	X	X	X
	Establishments with 100 to 249 employees	1	X	X	X
	Establishments with 250 to 499 employees	—	X	X	X
	Establishments with 500 to 999 employees	—	X	X	X
	Establishments with 1,000 employees or more	—	X	X	X
454113	Mail-order houses				
	All establishments	12	289	3 579	14 504
	Establishments with 1 to 4 employees	5	X	X	X
	Establishments with 5 to 9 employees	2	X	X	X
	Establishments with 10 to 19 employees	1	X	X	X
	Establishments with 20 to 49 employees	2	X	X	X
	Establishments with 50 to 99 employees	1	X	X	X
	Establishments with 100 to 249 employees	1	X	X	X
	Establishments with 250 to 499 employees	—	X	X	X
	Establishments with 500 to 999 employees	—	X	X	X
	Establishments with 1,000 employees or more	—	X	X	X
4543	Direct selling establishments				
	All establishments	67	684	6 937	28 739
	Establishments with 1 to 4 employees	39	X	X	X
	Establishments with 5 to 9 employees	13	X	X	X
	Establishments with 10 to 19 employees	5	X	X	X
	Establishments with 20 to 49 employees	6	X	X	X
	Establishments with 50 to 99 employees	4	X	X	X
	Establishments with 100 to 249 employees	—	X	X	X
	Establishments with 250 to 499 employees	—	X	X	X
	Establishments with 500 to 999 employees	—	X	X	X
	Establishments with 1,000 employees or more	—	X	X	X
45431	Fuel dealers				
	All establishments	21	275	2 808	11 880
	Establishments with 1 to 4 employees	8	X	X	X
	Establishments with 5 to 9 employees	5	X	X	X
	Establishments with 10 to 19 employees	4	X	X	X
	Establishments with 20 to 49 employees	2	X	X	X
	Establishments with 50 to 99 employees	2	X	X	X
	Establishments with 100 to 249 employees	—	X	X	X
	Establishments with 250 to 499 employees	—	X	X	X
	Establishments with 500 to 999 employees	—	X	X	X
	Establishments with 1,000 employees or more	—	X	X	X
454311	Heating oil dealers				
	All establishments	19	e	D	D
	Establishments with 1 to 4 employees	7	X	X	X
	Establishments with 5 to 9 employees	5	X	X	X
	Establishments with 10 to 19 employees	3	X	X	X
	Establishments with 20 to 49 employees	2	X	X	X
	Establishments with 50 to 99 employees	2	X	X	X
	Establishments with 100 to 249 employees	—	X	X	X
	Establishments with 250 to 499 employees	—	X	X	X
	Establishments with 500 to 999 employees	—	X	X	X
	Establishments with 1,000 employees or more	—	X	X	X

See footnotes at end of table.

Table 5. Establishments, Employees, and Payroll by Industry and Employment Size of Establishments by County: 2004—Con.

[Excludes most government employees, railroad employees, and self-employed persons. Size class 1 to 4 employees includes establishments having payroll, but no employees, during mid-March pay period. For meaning of abbreviations and symbols, see introductory text. For explanation of terms, see Appendix A. For statement on reliability, see the note at the end of the table and Appendix C]

NAICS code	Geography, kind of business, and employment size class	Establishments (number)	Paid employees for pay period including March 12 (number)	First-quarter payroll (\$1,000)	Annual payroll (\$1,000)
	CAMDEN—Con.				
44-45	Retail trade—Con.				
454	Nonstore retailers—Con.				
4543	Direct selling establishments—Con.				
45439	Other direct selling establishments				
	All establishments	46	409	4 129	16 859
	Establishments with 1 to 4 employees	31	X	X	X
	Establishments with 5 to 9 employees	8	X	X	X
	Establishments with 10 to 19 employees	1	X	X	X
	Establishments with 20 to 49 employees	4	X	X	X
	Establishments with 50 to 99 employees	2	X	X	X
	Establishments with 100 to 249 employees	—	X	X	X
	Establishments with 250 to 499 employees	—	X	X	X
	Establishments with 500 to 999 employees	—	X	X	X
	Establishments with 1,000 employees or more	—	X	X	X
454390	Other direct selling establishments				
	All establishments	46	409	4 129	16 859
	Establishments with 1 to 4 employees	31	X	X	X
	Establishments with 5 to 9 employees	8	X	X	X
	Establishments with 10 to 19 employees	1	X	X	X
	Establishments with 20 to 49 employees	4	X	X	X
	Establishments with 50 to 99 employees	2	X	X	X
	Establishments with 100 to 249 employees	—	X	X	X
	Establishments with 250 to 499 employees	—	X	X	X
	Establishments with 500 to 999 employees	—	X	X	X
	Establishments with 1,000 employees or more	—	X	X	X
48-49	Transportation and warehousing				
	All establishments	272	6 881	51 474	211 308
	Establishments with 1 to 4 employees	144	X	X	X
	Establishments with 5 to 9 employees	36	X	X	X
	Establishments with 10 to 19 employees	41	X	X	X
	Establishments with 20 to 49 employees	27	X	X	X
	Establishments with 50 to 99 employees	9	X	X	X
	Establishments with 100 to 249 employees	10	X	X	X
	Establishments with 250 to 499 employees	3	X	X	X
	Establishments with 500 to 999 employees	1	X	X	X
	Establishments with 1,000 employees or more	1	X	X	X
483	Water transportation				
	All establishments	4	c	D	D
	Establishments with 1 to 4 employees	1	X	X	X
	Establishments with 5 to 9 employees	—	X	X	X
	Establishments with 10 to 19 employees	1	X	X	X
	Establishments with 20 to 49 employees	1	X	X	X
	Establishments with 50 to 99 employees	—	X	X	X
	Establishments with 100 to 249 employees	1	X	X	X
	Establishments with 250 to 499 employees	—	X	X	X
	Establishments with 500 to 999 employees	—	X	X	X
	Establishments with 1,000 employees or more	—	X	X	X
4831	Deep sea, coastal, and Great Lakes water transportation				
	All establishments	3	c	D	D
	Establishments with 1 to 4 employees	—	X	X	X
	Establishments with 5 to 9 employees	—	X	X	X
	Establishments with 10 to 19 employees	1	X	X	X
	Establishments with 20 to 49 employees	1	X	X	X
	Establishments with 50 to 99 employees	—	X	X	X
	Establishments with 100 to 249 employees	1	X	X	X
	Establishments with 250 to 499 employees	—	X	X	X
	Establishments with 500 to 999 employees	—	X	X	X
	Establishments with 1,000 employees or more	—	X	X	X
48311	Deep sea, coastal, and Great Lakes water transportation				
	All establishments	3	c	D	D
	Establishments with 1 to 4 employees	—	X	X	X
	Establishments with 5 to 9 employees	—	X	X	X
	Establishments with 10 to 19 employees	1	X	X	X
	Establishments with 20 to 49 employees	1	X	X	X
	Establishments with 50 to 99 employees	—	X	X	X
	Establishments with 100 to 249 employees	1	X	X	X
	Establishments with 250 to 499 employees	—	X	X	X
	Establishments with 500 to 999 employees	—	X	X	X
	Establishments with 1,000 employees or more	—	X	X	X
483113	Coastal and Great Lakes freight transportation				
	All establishments	1	c	D	D
	Establishments with 1 to 4 employees	—	X	X	X
	Establishments with 5 to 9 employees	—	X	X	X
	Establishments with 10 to 19 employees	—	X	X	X
	Establishments with 20 to 49 employees	—	X	X	X
	Establishments with 50 to 99 employees	—	X	X	X
	Establishments with 100 to 249 employees	1	X	X	X
	Establishments with 250 to 499 employees	—	X	X	X
	Establishments with 500 to 999 employees	—	X	X	X
	Establishments with 1,000 employees or more	—	X	X	X

See footnotes at end of table.

Table 5. Establishments, Employees, and Payroll by Industry and Employment Size of Establishments by County: 2004—Con.

[Excludes most government employees, railroad employees, and self-employed persons. Size class 1 to 4 employees includes establishments having payroll, but no employees, during mid-March pay period. For meaning of abbreviations and symbols, see introductory text. For explanation of terms, see Appendix A. For statement on reliability, see the note at the end of the table and Appendix C]

NAICS code	Geography, kind of business, and employment size class	Establishments (number)	Paid employees for pay period including March 12 (number)	First-quarter payroll (\$1,000)	Annual payroll (\$1,000)
	CAMDEN—Con.				
48-49	Transportation and warehousing—Con.				
484	Truck transportation				
	All establishments	125	1 450	12 777	57 453
	Establishments with 1 to 4 employees	72	X	X	X
	Establishments with 5 to 9 employees	21	X	X	X
	Establishments with 10 to 19 employees	17	X	X	X
	Establishments with 20 to 49 employees	8	X	X	X
	Establishments with 50 to 99 employees	6	X	X	X
	Establishments with 100 to 249 employees	—	X	X	X
	Establishments with 250 to 499 employees	1	X	X	X
	Establishments with 500 to 999 employees	—	X	X	X
	Establishments with 1,000 employees or more	—	X	X	X
4841	General freight trucking				
	All establishments	76	967	9 603	43 588
	Establishments with 1 to 4 employees	46	X	X	X
	Establishments with 5 to 9 employees	12	X	X	X
	Establishments with 10 to 19 employees	9	X	X	X
	Establishments with 20 to 49 employees	5	X	X	X
	Establishments with 50 to 99 employees	3	X	X	X
	Establishments with 100 to 249 employees	—	X	X	X
	Establishments with 250 to 499 employees	1	X	X	X
	Establishments with 500 to 999 employees	—	X	X	X
	Establishments with 1,000 employees or more	—	X	X	X
48411	General freight trucking, local				
	All establishments	43	264	2 025	8 698
	Establishments with 1 to 4 employees	29	X	X	X
	Establishments with 5 to 9 employees	5	X	X	X
	Establishments with 10 to 19 employees	7	X	X	X
	Establishments with 20 to 49 employees	2	X	X	X
	Establishments with 50 to 99 employees	—	X	X	X
	Establishments with 100 to 249 employees	—	X	X	X
	Establishments with 250 to 499 employees	—	X	X	X
	Establishments with 500 to 999 employees	—	X	X	X
	Establishments with 1,000 employees or more	—	X	X	X
484110	General freight trucking, local				
	All establishments	43	264	2 025	8 698
	Establishments with 1 to 4 employees	29	X	X	X
	Establishments with 5 to 9 employees	5	X	X	X
	Establishments with 10 to 19 employees	7	X	X	X
	Establishments with 20 to 49 employees	2	X	X	X
	Establishments with 50 to 99 employees	—	X	X	X
	Establishments with 100 to 249 employees	—	X	X	X
	Establishments with 250 to 499 employees	—	X	X	X
	Establishments with 500 to 999 employees	—	X	X	X
	Establishments with 1,000 employees or more	—	X	X	X
48412	General freight trucking, long-distance				
	All establishments	33	703	7 578	34 890
	Establishments with 1 to 4 employees	17	X	X	X
	Establishments with 5 to 9 employees	7	X	X	X
	Establishments with 10 to 19 employees	2	X	X	X
	Establishments with 20 to 49 employees	3	X	X	X
	Establishments with 50 to 99 employees	3	X	X	X
	Establishments with 100 to 249 employees	—	X	X	X
	Establishments with 250 to 499 employees	1	X	X	X
	Establishments with 500 to 999 employees	—	X	X	X
	Establishments with 1,000 employees or more	—	X	X	X
484121	General freight trucking, long-distance, truckload (tl)				
	All establishments	22	116	1 408	6 187
	Establishments with 1 to 4 employees	14	X	X	X
	Establishments with 5 to 9 employees	5	X	X	X
	Establishments with 10 to 19 employees	2	X	X	X
	Establishments with 20 to 49 employees	1	X	X	X
	Establishments with 50 to 99 employees	—	X	X	X
	Establishments with 100 to 249 employees	—	X	X	X
	Establishments with 250 to 499 employees	—	X	X	X
	Establishments with 500 to 999 employees	—	X	X	X
	Establishments with 1,000 employees or more	—	X	X	X
484122	General freight trucking, long-distance, less than truckload (ltl)				
	All establishments	11	587	6 170	28 703
	Establishments with 1 to 4 employees	3	X	X	X
	Establishments with 5 to 9 employees	2	X	X	X
	Establishments with 10 to 19 employees	—	X	X	X
	Establishments with 20 to 49 employees	2	X	X	X
	Establishments with 50 to 99 employees	3	X	X	X
	Establishments with 100 to 249 employees	—	X	X	X
	Establishments with 250 to 499 employees	1	X	X	X
	Establishments with 500 to 999 employees	—	X	X	X
	Establishments with 1,000 employees or more	—	X	X	X

See footnotes at end of table.

Table 5. Establishments, Employees, and Payroll by Industry and Employment Size of Establishments by County: 2004—Con.

[Excludes most government employees, railroad employees, and self-employed persons. Size class 1 to 4 employees includes establishments having payroll, but no employees, during mid-March pay period. For meaning of abbreviations and symbols, see introductory text. For explanation of terms, see Appendix A. For statement on reliability, see the note at the end of the table and Appendix C]

NAICS code	Geography, kind of business, and employment size class	Establishments (number)	Paid employees for pay period including March 12 (number)	First-quarter payroll (\$1,000)	Annual payroll (\$1,000)
	CAMDEN—Con.				
48-49	Transportation and warehousing—Con.				
484	Truck transportation—Con.				
4842	Specialized freight trucking				
	All establishments	49	483	3 174	13 865
	Establishments with 1 to 4 employees	26	X	X	X
	Establishments with 5 to 9 employees	9	X	X	X
	Establishments with 10 to 19 employees	8	X	X	X
	Establishments with 20 to 49 employees	3	X	X	X
	Establishments with 50 to 99 employees	3	X	X	X
	Establishments with 100 to 249 employees	—	X	X	X
	Establishments with 250 to 499 employees	—	X	X	X
	Establishments with 500 to 999 employees	—	X	X	X
	Establishments with 1,000 employees or more	—	X	X	X
48421	Used household and office goods moving				
	All establishments	13	248	1 293	5 800
	Establishments with 1 to 4 employees	5	X	X	X
	Establishments with 5 to 9 employees	3	X	X	X
	Establishments with 10 to 19 employees	2	X	X	X
	Establishments with 20 to 49 employees	—	X	X	X
	Establishments with 50 to 99 employees	3	X	X	X
	Establishments with 100 to 249 employees	—	X	X	X
	Establishments with 250 to 499 employees	—	X	X	X
	Establishments with 500 to 999 employees	—	X	X	X
	Establishments with 1,000 employees or more	—	X	X	X
484210	Used household and office goods moving				
	All establishments	13	248	1 293	5 800
	Establishments with 1 to 4 employees	5	X	X	X
	Establishments with 5 to 9 employees	3	X	X	X
	Establishments with 10 to 19 employees	2	X	X	X
	Establishments with 20 to 49 employees	—	X	X	X
	Establishments with 50 to 99 employees	3	X	X	X
	Establishments with 100 to 249 employees	—	X	X	X
	Establishments with 250 to 499 employees	—	X	X	X
	Establishments with 500 to 999 employees	—	X	X	X
	Establishments with 1,000 employees or more	—	X	X	X
48422	Specialized freight (except used goods) trucking, local				
	All establishments	28	182	1 508	6 527
	Establishments with 1 to 4 employees	17	X	X	X
	Establishments with 5 to 9 employees	4	X	X	X
	Establishments with 10 to 19 employees	5	X	X	X
	Establishments with 20 to 49 employees	2	X	X	X
	Establishments with 50 to 99 employees	—	X	X	X
	Establishments with 100 to 249 employees	—	X	X	X
	Establishments with 250 to 499 employees	—	X	X	X
	Establishments with 500 to 999 employees	—	X	X	X
	Establishments with 1,000 employees or more	—	X	X	X
484220	Specialized freight (except used goods) trucking, local				
	All establishments	28	182	1 508	6 527
	Establishments with 1 to 4 employees	17	X	X	X
	Establishments with 5 to 9 employees	4	X	X	X
	Establishments with 10 to 19 employees	5	X	X	X
	Establishments with 20 to 49 employees	2	X	X	X
	Establishments with 50 to 99 employees	—	X	X	X
	Establishments with 100 to 249 employees	—	X	X	X
	Establishments with 250 to 499 employees	—	X	X	X
	Establishments with 500 to 999 employees	—	X	X	X
	Establishments with 1,000 employees or more	—	X	X	X
485	Transit and ground passenger transportation				
	All establishments	38	1 366	5 972	26 023
	Establishments with 1 to 4 employees	18	X	X	X
	Establishments with 5 to 9 employees	4	X	X	X
	Establishments with 10 to 19 employees	4	X	X	X
	Establishments with 20 to 49 employees	5	X	X	X
	Establishments with 50 to 99 employees	—	X	X	X
	Establishments with 100 to 249 employees	6	X	X	X
	Establishments with 250 to 499 employees	1	X	X	X
	Establishments with 500 to 999 employees	—	X	X	X
	Establishments with 1,000 employees or more	—	X	X	X
4851	Urban transit systems				
	All establishments	2	c	D	D
	Establishments with 1 to 4 employees	—	X	X	X
	Establishments with 5 to 9 employees	—	X	X	X
	Establishments with 10 to 19 employees	1	X	X	X
	Establishments with 20 to 49 employees	—	X	X	X
	Establishments with 50 to 99 employees	—	X	X	X
	Establishments with 100 to 249 employees	1	X	X	X
	Establishments with 250 to 499 employees	—	X	X	X
	Establishments with 500 to 999 employees	—	X	X	X
	Establishments with 1,000 employees or more	—	X	X	X

See footnotes at end of table.

Table 5. Establishments, Employees, and Payroll by Industry and Employment Size of Establishments by County: 2004—Con.

[Excludes most government employees, railroad employees, and self-employed persons. Size class 1 to 4 employees includes establishments having payroll, but no employees, during mid-March pay period. For meaning of abbreviations and symbols, see introductory text. For explanation of terms, see Appendix A. For statement on reliability, see the note at the end of the table and Appendix C]

NAICS code	Geography, kind of business, and employment size class	Establishments (number)	Paid employees for pay period including March 12 (number)	First-quarter payroll (\$1,000)	Annual payroll (\$1,000)
CAMDEN—Con.					
48-49	Transportation and warehousing—Con.				
485	Transit and ground passenger transportation—Con.				
4851	Urban transit systems—Con.				
48511	Urban transit systems				
	All establishments	2	c	D	D
	Establishments with 1 to 4 employees	—	X	X	X
	Establishments with 5 to 9 employees	—	X	X	X
	Establishments with 10 to 19 employees	1	X	X	X
	Establishments with 20 to 49 employees	—	X	X	X
	Establishments with 50 to 99 employees	—	X	X	X
	Establishments with 100 to 249 employees	1	X	X	X
	Establishments with 250 to 499 employees	—	X	X	X
	Establishments with 500 to 999 employees	—	X	X	X
	Establishments with 1,000 employees or more	—	X	X	X
485113	Bus and motor vehicle transit systems				
	All establishments	2	c	D	D
	Establishments with 1 to 4 employees	—	X	X	X
	Establishments with 5 to 9 employees	—	X	X	X
	Establishments with 10 to 19 employees	1	X	X	X
	Establishments with 20 to 49 employees	—	X	X	X
	Establishments with 50 to 99 employees	—	X	X	X
	Establishments with 100 to 249 employees	1	X	X	X
	Establishments with 250 to 499 employees	—	X	X	X
	Establishments with 500 to 999 employees	—	X	X	X
	Establishments with 1,000 employees or more	—	X	X	X
4854	School and employee bus transportation				
	All establishments	8	953	4 028	16 415
	Establishments with 1 to 4 employees	1	X	X	X
	Establishments with 5 to 9 employees	—	X	X	X
	Establishments with 10 to 19 employees	—	X	X	X
	Establishments with 20 to 49 employees	2	X	X	X
	Establishments with 50 to 99 employees	—	X	X	X
	Establishments with 100 to 249 employees	4	X	X	X
	Establishments with 250 to 499 employees	1	X	X	X
	Establishments with 500 to 999 employees	—	X	X	X
	Establishments with 1,000 employees or more	—	X	X	X
48541	School and employee bus transportation				
	All establishments	8	953	4 028	16 415
	Establishments with 1 to 4 employees	1	X	X	X
	Establishments with 5 to 9 employees	—	X	X	X
	Establishments with 10 to 19 employees	—	X	X	X
	Establishments with 20 to 49 employees	2	X	X	X
	Establishments with 50 to 99 employees	—	X	X	X
	Establishments with 100 to 249 employees	4	X	X	X
	Establishments with 250 to 499 employees	1	X	X	X
	Establishments with 500 to 999 employees	—	X	X	X
	Establishments with 1,000 employees or more	—	X	X	X
485410	School and employee bus transportation				
	All establishments	8	953	4 028	16 415
	Establishments with 1 to 4 employees	1	X	X	X
	Establishments with 5 to 9 employees	—	X	X	X
	Establishments with 10 to 19 employees	—	X	X	X
	Establishments with 20 to 49 employees	2	X	X	X
	Establishments with 50 to 99 employees	—	X	X	X
	Establishments with 100 to 249 employees	4	X	X	X
	Establishments with 250 to 499 employees	1	X	X	X
	Establishments with 500 to 999 employees	—	X	X	X
	Establishments with 1,000 employees or more	—	X	X	X
4859	Other transit and ground passenger transportation				
	All establishments	8	177	758	3 492
	Establishments with 1 to 4 employees	4	X	X	X
	Establishments with 5 to 9 employees	—	X	X	X
	Establishments with 10 to 19 employees	1	X	X	X
	Establishments with 20 to 49 employees	2	X	X	X
	Establishments with 50 to 99 employees	—	X	X	X
	Establishments with 100 to 249 employees	1	X	X	X
	Establishments with 250 to 499 employees	—	X	X	X
	Establishments with 500 to 999 employees	—	X	X	X
	Establishments with 1,000 employees or more	—	X	X	X
48599	Other transit and ground passenger transportation				
	All establishments	8	177	758	3 492
	Establishments with 1 to 4 employees	4	X	X	X
	Establishments with 5 to 9 employees	—	X	X	X
	Establishments with 10 to 19 employees	1	X	X	X
	Establishments with 20 to 49 employees	2	X	X	X
	Establishments with 50 to 99 employees	—	X	X	X
	Establishments with 100 to 249 employees	1	X	X	X
	Establishments with 250 to 499 employees	—	X	X	X
	Establishments with 500 to 999 employees	—	X	X	X
	Establishments with 1,000 employees or more	—	X	X	X

See footnotes at end of table.

Table 5. Establishments, Employees, and Payroll by Industry and Employment Size of Establishments by County: 2004—Con.

[Excludes most government employees, railroad employees, and self-employed persons. Size class 1 to 4 employees includes establishments having payroll, but no employees, during mid-March pay period. For meaning of abbreviations and symbols, see introductory text. For explanation of terms, see Appendix A. For statement on reliability, see the note at the end of the table and Appendix C]

NAICS code	Geography, kind of business, and employment size class	Establishments (number)	Paid employees for pay period including March 12 (number)	First-quarter payroll (\$1,000)	Annual payroll (\$1,000)
CAMDEN—Con.					
48-49	Transportation and warehousing—Con.				
485	Transit and ground passenger transportation—Con.				
4859	Other transit and ground passenger transportation—Con.				
48599	Other transit and ground passenger transportation—Con.				
485999	All other transit and ground passenger transportation				
	All establishments	4	c	D	D
	Establishments with 1 to 4 employees	2	X	X	X
	Establishments with 5 to 9 employees	—	X	X	X
	Establishments with 10 to 19 employees	1	X	X	X
	Establishments with 20 to 49 employees	—	X	X	X
	Establishments with 50 to 99 employees	—	X	X	X
	Establishments with 100 to 249 employees	1	X	X	X
	Establishments with 250 to 499 employees	—	X	X	X
	Establishments with 500 to 999 employees	—	X	X	X
	Establishments with 1,000 employees or more	—	X	X	X
488	Support activities for transportation				
	All establishments	49	1 215	11 353	42 385
	Establishments with 1 to 4 employees	31	X	X	X
	Establishments with 5 to 9 employees	7	X	X	X
	Establishments with 10 to 19 employees	4	X	X	X
	Establishments with 20 to 49 employees	3	X	X	X
	Establishments with 50 to 99 employees	1	X	X	X
	Establishments with 100 to 249 employees	1	X	X	X
	Establishments with 250 to 499 employees	1	X	X	X
	Establishments with 500 to 999 employees	1	X	X	X
	Establishments with 1,000 employees or more	—	X	X	X
4883	Support activities for water transportation				
	All establishments	10	1 045	9 414	33 731
	Establishments with 1 to 4 employees	4	X	X	X
	Establishments with 5 to 9 employees	—	X	X	X
	Establishments with 10 to 19 employees	1	X	X	X
	Establishments with 20 to 49 employees	1	X	X	X
	Establishments with 50 to 99 employees	1	X	X	X
	Establishments with 100 to 249 employees	1	X	X	X
	Establishments with 250 to 499 employees	1	X	X	X
	Establishments with 500 to 999 employees	1	X	X	X
	Establishments with 1,000 employees or more	—	X	X	X
48832	Marine cargo handling				
	All establishments	4	f	D	D
	Establishments with 1 to 4 employees	1	X	X	X
	Establishments with 5 to 9 employees	—	X	X	X
	Establishments with 10 to 19 employees	—	X	X	X
	Establishments with 20 to 49 employees	1	X	X	X
	Establishments with 50 to 99 employees	—	X	X	X
	Establishments with 100 to 249 employees	—	X	X	X
	Establishments with 250 to 499 employees	1	X	X	X
	Establishments with 500 to 999 employees	1	X	X	X
	Establishments with 1,000 employees or more	—	X	X	X
488320	Marine cargo handling				
	All establishments	4	f	D	D
	Establishments with 1 to 4 employees	1	X	X	X
	Establishments with 5 to 9 employees	—	X	X	X
	Establishments with 10 to 19 employees	—	X	X	X
	Establishments with 20 to 49 employees	1	X	X	X
	Establishments with 50 to 99 employees	—	X	X	X
	Establishments with 100 to 249 employees	—	X	X	X
	Establishments with 250 to 499 employees	1	X	X	X
	Establishments with 500 to 999 employees	1	X	X	X
	Establishments with 1,000 employees or more	—	X	X	X
48833	Navigational services to shipping and salvage				
	All establishments	3	c	D	D
	Establishments with 1 to 4 employees	1	X	X	X
	Establishments with 5 to 9 employees	—	X	X	X
	Establishments with 10 to 19 employees	1	X	X	X
	Establishments with 20 to 49 employees	—	X	X	X
	Establishments with 50 to 99 employees	—	X	X	X
	Establishments with 100 to 249 employees	1	X	X	X
	Establishments with 250 to 499 employees	—	X	X	X
	Establishments with 500 to 999 employees	—	X	X	X
	Establishments with 1,000 employees or more	—	X	X	X
488330	Navigational services to shipping and salvage				
	All establishments	3	c	D	D
	Establishments with 1 to 4 employees	1	X	X	X
	Establishments with 5 to 9 employees	—	X	X	X
	Establishments with 10 to 19 employees	1	X	X	X
	Establishments with 20 to 49 employees	—	X	X	X
	Establishments with 50 to 99 employees	—	X	X	X
	Establishments with 100 to 249 employees	1	X	X	X
	Establishments with 250 to 499 employees	—	X	X	X
	Establishments with 500 to 999 employees	—	X	X	X
	Establishments with 1,000 employees or more	—	X	X	X

See footnotes at end of table.

Table 5. Establishments, Employees, and Payroll by Industry and Employment Size of Establishments by County: 2004—Con.

[Excludes most government employees, railroad employees, and self-employed persons. Size class 1 to 4 employees includes establishments having payroll, but no employees, during mid-March pay period. For meaning of abbreviations and symbols, see introductory text. For explanation of terms, see Appendix A. For statement on reliability, see the note at the end of the table and Appendix C]

NAICS code	Geography, kind of business, and employment size class	Establishments (number)	Paid employees for pay period including March 12 (number)	First-quarter payroll (\$1,000)	Annual payroll (\$1,000)
	CAMDEN—Con.				
48-49	Transportation and warehousing—Con.				
488	Support activities for transportation—Con.				
4885	Freight transportation arrangement				
	All establishments	22	123	1 590	7 199
	Establishments with 1 to 4 employees	13	X	X	X
	Establishments with 5 to 9 employees	5	X	X	X
	Establishments with 10 to 19 employees	2	X	X	X
	Establishments with 20 to 49 employees	2	X	X	X
	Establishments with 50 to 99 employees	—	X	X	X
	Establishments with 100 to 249 employees	—	X	X	X
	Establishments with 250 to 499 employees	—	X	X	X
	Establishments with 500 to 999 employees	—	X	X	X
	Establishments with 1,000 employees or more	—	X	X	X
48851	Freight transportation arrangement				
	All establishments	22	123	1 590	7 199
	Establishments with 1 to 4 employees	13	X	X	X
	Establishments with 5 to 9 employees	5	X	X	X
	Establishments with 10 to 19 employees	2	X	X	X
	Establishments with 20 to 49 employees	2	X	X	X
	Establishments with 50 to 99 employees	—	X	X	X
	Establishments with 100 to 249 employees	—	X	X	X
	Establishments with 250 to 499 employees	—	X	X	X
	Establishments with 500 to 999 employees	—	X	X	X
	Establishments with 1,000 employees or more	—	X	X	X
488510	Freight transportation arrangement				
	All establishments	22	123	1 590	7 199
	Establishments with 1 to 4 employees	13	X	X	X
	Establishments with 5 to 9 employees	5	X	X	X
	Establishments with 10 to 19 employees	2	X	X	X
	Establishments with 20 to 49 employees	2	X	X	X
	Establishments with 50 to 99 employees	—	X	X	X
	Establishments with 100 to 249 employees	—	X	X	X
	Establishments with 250 to 499 employees	—	X	X	X
	Establishments with 500 to 999 employees	—	X	X	X
	Establishments with 1,000 employees or more	—	X	X	X
492	Couriers and messengers				
	All establishments	23	2 192	14 396	55 040
	Establishments with 1 to 4 employees	8	X	X	X
	Establishments with 5 to 9 employees	1	X	X	X
	Establishments with 10 to 19 employees	6	X	X	X
	Establishments with 20 to 49 employees	5	X	X	X
	Establishments with 50 to 99 employees	1	X	X	X
	Establishments with 100 to 249 employees	1	X	X	X
	Establishments with 250 to 499 employees	—	X	X	X
	Establishments with 500 to 999 employees	—	X	X	X
	Establishments with 1,000 employees or more	1	X	X	X
4921	Couriers				
	All establishments	11	2 006	13 400	50 840
	Establishments with 1 to 4 employees	5	X	X	X
	Establishments with 5 to 9 employees	—	X	X	X
	Establishments with 10 to 19 employees	—	X	X	X
	Establishments with 20 to 49 employees	3	X	X	X
	Establishments with 50 to 99 employees	1	X	X	X
	Establishments with 100 to 249 employees	1	X	X	X
	Establishments with 250 to 499 employees	—	X	X	X
	Establishments with 500 to 999 employees	—	X	X	X
	Establishments with 1,000 employees or more	1	X	X	X
49211	Couriers				
	All establishments	11	2 006	13 400	50 840
	Establishments with 1 to 4 employees	5	X	X	X
	Establishments with 5 to 9 employees	—	X	X	X
	Establishments with 10 to 19 employees	—	X	X	X
	Establishments with 20 to 49 employees	3	X	X	X
	Establishments with 50 to 99 employees	1	X	X	X
	Establishments with 100 to 249 employees	1	X	X	X
	Establishments with 250 to 499 employees	—	X	X	X
	Establishments with 500 to 999 employees	—	X	X	X
	Establishments with 1,000 employees or more	1	X	X	X
492110	Couriers				
	All establishments	11	2 006	13 400	50 840
	Establishments with 1 to 4 employees	5	X	X	X
	Establishments with 5 to 9 employees	—	X	X	X
	Establishments with 10 to 19 employees	—	X	X	X
	Establishments with 20 to 49 employees	3	X	X	X
	Establishments with 50 to 99 employees	1	X	X	X
	Establishments with 100 to 249 employees	1	X	X	X
	Establishments with 250 to 499 employees	—	X	X	X
	Establishments with 500 to 999 employees	—	X	X	X
	Establishments with 1,000 employees or more	1	X	X	X

See footnotes at end of table.

Table 5. Establishments, Employees, and Payroll by Industry and Employment Size of Establishments by County: 2004—Con.

[Excludes most government employees, railroad employees, and self-employed persons. Size class 1 to 4 employees includes establishments having payroll, but no employees, during mid-March pay period. For meaning of abbreviations and symbols, see introductory text. For explanation of terms, see Appendix A. For statement on reliability, see the note at the end of the table and Appendix C]

NAICS code	Geography, kind of business, and employment size class	Establishments (number)	Paid employees for pay period including March 12 (number)	First-quarter payroll (\$1,000)	Annual payroll (\$1,000)
	CAMDEN—Con.				
48-49	Transportation and warehousing—Con.				
492	Couriers and messengers—Con.				
4922	Local messengers and local delivery				
	All establishments	12	186	996	4 200
	Establishments with 1 to 4 employees	3	X	X	X
	Establishments with 5 to 9 employees	1	X	X	X
	Establishments with 10 to 19 employees	6	X	X	X
	Establishments with 20 to 49 employees	2	X	X	X
	Establishments with 50 to 99 employees	—	X	X	X
	Establishments with 100 to 249 employees	—	X	X	X
	Establishments with 250 to 499 employees	—	X	X	X
	Establishments with 500 to 999 employees	—	X	X	X
	Establishments with 1,000 employees or more	—	X	X	X
49221	Local messengers and local delivery				
	All establishments	12	186	996	4 200
	Establishments with 1 to 4 employees	3	X	X	X
	Establishments with 5 to 9 employees	1	X	X	X
	Establishments with 10 to 19 employees	6	X	X	X
	Establishments with 20 to 49 employees	2	X	X	X
	Establishments with 50 to 99 employees	—	X	X	X
	Establishments with 100 to 249 employees	—	X	X	X
	Establishments with 250 to 499 employees	—	X	X	X
	Establishments with 500 to 999 employees	—	X	X	X
	Establishments with 1,000 employees or more	—	X	X	X
492210	Local messengers and local delivery				
	All establishments	12	186	996	4 200
	Establishments with 1 to 4 employees	3	X	X	X
	Establishments with 5 to 9 employees	1	X	X	X
	Establishments with 10 to 19 employees	6	X	X	X
	Establishments with 20 to 49 employees	2	X	X	X
	Establishments with 50 to 99 employees	—	X	X	X
	Establishments with 100 to 249 employees	—	X	X	X
	Establishments with 250 to 499 employees	—	X	X	X
	Establishments with 500 to 999 employees	—	X	X	X
	Establishments with 1,000 employees or more	—	X	X	X
493	Warehousing and storage				
	All establishments	32	f	D	D
	Establishments with 1 to 4 employees	13	X	X	X
	Establishments with 5 to 9 employees	3	X	X	X
	Establishments with 10 to 19 employees	9	X	X	X
	Establishments with 20 to 49 employees	5	X	X	X
	Establishments with 50 to 99 employees	1	X	X	X
	Establishments with 100 to 249 employees	1	X	X	X
	Establishments with 250 to 499 employees	—	X	X	X
	Establishments with 500 to 999 employees	—	X	X	X
	Establishments with 1,000 employees or more	—	X	X	X
4931	Warehousing and storage				
	All establishments	32	f	D	D
	Establishments with 1 to 4 employees	13	X	X	X
	Establishments with 5 to 9 employees	3	X	X	X
	Establishments with 10 to 19 employees	9	X	X	X
	Establishments with 20 to 49 employees	5	X	X	X
	Establishments with 50 to 99 employees	1	X	X	X
	Establishments with 100 to 249 employees	1	X	X	X
	Establishments with 250 to 499 employees	—	X	X	X
	Establishments with 500 to 999 employees	—	X	X	X
	Establishments with 1,000 employees or more	—	X	X	X
49311	General warehousing and storage				
	All establishments	30	e	D	D
	Establishments with 1 to 4 employees	12	X	X	X
	Establishments with 5 to 9 employees	3	X	X	X
	Establishments with 10 to 19 employees	9	X	X	X
	Establishments with 20 to 49 employees	4	X	X	X
	Establishments with 50 to 99 employees	1	X	X	X
	Establishments with 100 to 249 employees	1	X	X	X
	Establishments with 250 to 499 employees	—	X	X	X
	Establishments with 500 to 999 employees	—	X	X	X
	Establishments with 1,000 employees or more	—	X	X	X
493110	General warehousing and storage				
	All establishments	30	e	D	D
	Establishments with 1 to 4 employees	12	X	X	X
	Establishments with 5 to 9 employees	3	X	X	X
	Establishments with 10 to 19 employees	9	X	X	X
	Establishments with 20 to 49 employees	4	X	X	X
	Establishments with 50 to 99 employees	1	X	X	X
	Establishments with 100 to 249 employees	1	X	X	X
	Establishments with 250 to 499 employees	—	X	X	X
	Establishments with 500 to 999 employees	—	X	X	X
	Establishments with 1,000 employees or more	—	X	X	X

See footnotes at end of table.

Table 5. Establishments, Employees, and Payroll by Industry and Employment Size of Establishments by County: 2004—Con.

[Excludes most government employees, railroad employees, and self-employed persons. Size class 1 to 4 employees includes establishments having payroll, but no employees, during mid-March pay period. For meaning of abbreviations and symbols, see introductory text. For explanation of terms, see Appendix A. For statement on reliability, see the note at the end of the table and Appendix C]

NAICS code	Geography, kind of business, and employment size class	Establishments (number)	Paid employees for pay period including March 12 (number)	First-quarter payroll (\$1,000)	Annual payroll (\$1,000)
	CAMDEN—Con.				
51	Information				
	All establishments	158	4 184	46 340	181 283
	Establishments with 1 to 4 employees	77	X	X	X
	Establishments with 5 to 9 employees	26	X	X	X
	Establishments with 10 to 19 employees	22	X	X	X
	Establishments with 20 to 49 employees	12	X	X	X
	Establishments with 50 to 99 employees	15	X	X	X
	Establishments with 100 to 249 employees	3	X	X	X
	Establishments with 250 to 499 employees	2	X	X	X
	Establishments with 500 to 999 employees	1	X	X	X
	Establishments with 1,000 employees or more	—	X	X	X
511	Publishing industries (except Internet)				
	All establishments	29	1 354	11 009	46 917
	Establishments with 1 to 4 employees	10	X	X	X
	Establishments with 5 to 9 employees	5	X	X	X
	Establishments with 10 to 19 employees	8	X	X	X
	Establishments with 20 to 49 employees	3	X	X	X
	Establishments with 50 to 99 employees	1	X	X	X
	Establishments with 100 to 249 employees	1	X	X	X
	Establishments with 250 to 499 employees	—	X	X	X
	Establishments with 500 to 999 employees	1	X	X	X
	Establishments with 1,000 employees or more	—	X	X	X
5111	Newspaper, periodical, book, and directory publishers				
	All establishments	20	1 286	9 901	41 736
	Establishments with 1 to 4 employees	6	X	X	X
	Establishments with 5 to 9 employees	3	X	X	X
	Establishments with 10 to 19 employees	6	X	X	X
	Establishments with 20 to 49 employees	2	X	X	X
	Establishments with 50 to 99 employees	1	X	X	X
	Establishments with 100 to 249 employees	1	X	X	X
	Establishments with 250 to 499 employees	—	X	X	X
	Establishments with 500 to 999 employees	1	X	X	X
	Establishments with 1,000 employees or more	—	X	X	X
51111	Newspaper publishers				
	All establishments	6	g	D	D
	Establishments with 1 to 4 employees	—	X	X	X
	Establishments with 5 to 9 employees	2	X	X	X
	Establishments with 10 to 19 employees	2	X	X	X
	Establishments with 20 to 49 employees	—	X	X	X
	Establishments with 50 to 99 employees	—	X	X	X
	Establishments with 100 to 249 employees	1	X	X	X
	Establishments with 250 to 499 employees	—	X	X	X
	Establishments with 500 to 999 employees	1	X	X	X
	Establishments with 1,000 employees or more	—	X	X	X
511110	Newspaper publishers				
	All establishments	6	g	D	D
	Establishments with 1 to 4 employees	—	X	X	X
	Establishments with 5 to 9 employees	2	X	X	X
	Establishments with 10 to 19 employees	2	X	X	X
	Establishments with 20 to 49 employees	—	X	X	X
	Establishments with 50 to 99 employees	—	X	X	X
	Establishments with 100 to 249 employees	1	X	X	X
	Establishments with 250 to 499 employees	—	X	X	X
	Establishments with 500 to 999 employees	1	X	X	X
	Establishments with 1,000 employees or more	—	X	X	X
51114	Directory and mailing list publishers				
	All establishments	4	104	1 684	6 803
	Establishments with 1 to 4 employees	1	X	X	X
	Establishments with 5 to 9 employees	—	X	X	X
	Establishments with 10 to 19 employees	1	X	X	X
	Establishments with 20 to 49 employees	1	X	X	X
	Establishments with 50 to 99 employees	1	X	X	X
	Establishments with 100 to 249 employees	—	X	X	X
	Establishments with 250 to 499 employees	—	X	X	X
	Establishments with 500 to 999 employees	—	X	X	X
	Establishments with 1,000 employees or more	—	X	X	X
511140	Directory and mailing list publishers				
	All establishments	4	104	1 684	6 803
	Establishments with 1 to 4 employees	1	X	X	X
	Establishments with 5 to 9 employees	—	X	X	X
	Establishments with 10 to 19 employees	1	X	X	X
	Establishments with 20 to 49 employees	1	X	X	X
	Establishments with 50 to 99 employees	1	X	X	X
	Establishments with 100 to 249 employees	—	X	X	X
	Establishments with 250 to 499 employees	—	X	X	X
	Establishments with 500 to 999 employees	—	X	X	X
	Establishments with 1,000 employees or more	—	X	X	X

See footnotes at end of table.

Table 5. Establishments, Employees, and Payroll by Industry and Employment Size of Establishments by County: 2004—Con.

[Excludes most government employees, railroad employees, and self-employed persons. Size class 1 to 4 employees includes establishments having payroll, but no employees, during mid-March pay period. For meaning of abbreviations and symbols, see introductory text. For explanation of terms, see Appendix A. For statement on reliability, see the note at the end of the table and Appendix C]

NAICS code	Geography, kind of business, and employment size class	Establishments (number)	Paid employees for pay period including March 12 (number)	First-quarter payroll (\$1,000)	Annual payroll (\$1,000)
	CAMDEN—Con.				
51	Information—Con.				
512	Motion picture and sound recording industries				
	All establishments	15	463	1 845	8 704
	Establishments with 1 to 4 employees	9	X	X	X
	Establishments with 5 to 9 employees	—	X	X	X
	Establishments with 10 to 19 employees	—	X	X	X
	Establishments with 20 to 49 employees	—	X	X	X
	Establishments with 50 to 99 employees	5	X	X	X
	Establishments with 100 to 249 employees	1	X	X	X
	Establishments with 250 to 499 employees	—	X	X	X
	Establishments with 500 to 999 employees	—	X	X	X
	Establishments with 1,000 employees or more	—	X	X	X
5121	Motion picture and video industries				
	All establishments	13	e	D	D
	Establishments with 1 to 4 employees	7	X	X	X
	Establishments with 5 to 9 employees	—	X	X	X
	Establishments with 10 to 19 employees	—	X	X	X
	Establishments with 20 to 49 employees	—	X	X	X
	Establishments with 50 to 99 employees	5	X	X	X
	Establishments with 100 to 249 employees	1	X	X	X
	Establishments with 250 to 499 employees	—	X	X	X
	Establishments with 500 to 999 employees	—	X	X	X
	Establishments with 1,000 employees or more	—	X	X	X
51213	Motion picture and video exhibition				
	All establishments	5	375	765	3 390
	Establishments with 1 to 4 employees	—	X	X	X
	Establishments with 5 to 9 employees	—	X	X	X
	Establishments with 10 to 19 employees	—	X	X	X
	Establishments with 20 to 49 employees	—	X	X	X
	Establishments with 50 to 99 employees	4	X	X	X
	Establishments with 100 to 249 employees	1	X	X	X
	Establishments with 250 to 499 employees	—	X	X	X
	Establishments with 500 to 999 employees	—	X	X	X
	Establishments with 1,000 employees or more	—	X	X	X
512131	Motion picture theaters (except drive-ins)				
	All establishments	5	375	765	3 390
	Establishments with 1 to 4 employees	—	X	X	X
	Establishments with 5 to 9 employees	—	X	X	X
	Establishments with 10 to 19 employees	—	X	X	X
	Establishments with 20 to 49 employees	—	X	X	X
	Establishments with 50 to 99 employees	4	X	X	X
	Establishments with 100 to 249 employees	1	X	X	X
	Establishments with 250 to 499 employees	—	X	X	X
	Establishments with 500 to 999 employees	—	X	X	X
	Establishments with 1,000 employees or more	—	X	X	X
517	Telecommunications				
	All establishments	71	1 874	27 351	99 425
	Establishments with 1 to 4 employees	28	X	X	X
	Establishments with 5 to 9 employees	16	X	X	X
	Establishments with 10 to 19 employees	10	X	X	X
	Establishments with 20 to 49 employees	8	X	X	X
	Establishments with 50 to 99 employees	7	X	X	X
	Establishments with 100 to 249 employees	—	X	X	X
	Establishments with 250 to 499 employees	2	X	X	X
	Establishments with 500 to 999 employees	—	X	X	X
	Establishments with 1,000 employees or more	—	X	X	X
5171	Wired telecommunications carriers				
	All establishments	47	818	16 342	53 520
	Establishments with 1 to 4 employees	18	X	X	X
	Establishments with 5 to 9 employees	11	X	X	X
	Establishments with 10 to 19 employees	7	X	X	X
	Establishments with 20 to 49 employees	5	X	X	X
	Establishments with 50 to 99 employees	6	X	X	X
	Establishments with 100 to 249 employees	—	X	X	X
	Establishments with 250 to 499 employees	—	X	X	X
	Establishments with 500 to 999 employees	—	X	X	X
	Establishments with 1,000 employees or more	—	X	X	X
51711	Wired telecommunications carriers				
	All establishments	47	818	16 342	53 520
	Establishments with 1 to 4 employees	18	X	X	X
	Establishments with 5 to 9 employees	11	X	X	X
	Establishments with 10 to 19 employees	7	X	X	X
	Establishments with 20 to 49 employees	5	X	X	X
	Establishments with 50 to 99 employees	6	X	X	X
	Establishments with 100 to 249 employees	—	X	X	X
	Establishments with 250 to 499 employees	—	X	X	X
	Establishments with 500 to 999 employees	—	X	X	X
	Establishments with 1,000 employees or more	—	X	X	X

See footnotes at end of table.

Table 5. Establishments, Employees, and Payroll by Industry and Employment Size of Establishments by County: 2004—Con.

[Excludes most government employees, railroad employees, and self-employed persons. Size class 1 to 4 employees includes establishments having payroll, but no employees, during mid-March pay period. For meaning of abbreviations and symbols, see introductory text. For explanation of terms, see Appendix A. For statement on reliability, see the note at the end of the table and Appendix C]

NAICS code	Geography, kind of business, and employment size class	Establishments (number)	Paid employees for pay period including March 12 (number)	First-quarter payroll (\$1,000)	Annual payroll (\$1,000)
51	CAMDEN—Con.				
	Information—Con.				
517	Telecommunications—Con.				
5171	Wired telecommunications carriers—Con.				
51711	Wired telecommunications carriers—Con.				
517110	Wired telecommunications carriers				
	All establishments	47	818	16 342	53 520
	Establishments with 1 to 4 employees	18	X	X	X
	Establishments with 5 to 9 employees	11	X	X	X
	Establishments with 10 to 19 employees	7	X	X	X
	Establishments with 20 to 49 employees	5	X	X	X
	Establishments with 50 to 99 employees	6	X	X	X
	Establishments with 100 to 249 employees	—	X	X	X
	Establishments with 250 to 499 employees	—	X	X	X
	Establishments with 500 to 999 employees	—	X	X	X
	Establishments with 1,000 employees or more	—	X	X	X
5175	Cable and other program distribution				
	All establishments	7	f	D	D
	Establishments with 1 to 4 employees	2	X	X	X
	Establishments with 5 to 9 employees	1	X	X	X
	Establishments with 10 to 19 employees	2	X	X	X
	Establishments with 20 to 49 employees	—	X	X	X
	Establishments with 50 to 99 employees	—	X	X	X
	Establishments with 100 to 249 employees	—	X	X	X
	Establishments with 250 to 499 employees	2	X	X	X
	Establishments with 500 to 999 employees	—	X	X	X
	Establishments with 1,000 employees or more	—	X	X	X
51751	Cable and other program distribution				
	All establishments	7	f	D	D
	Establishments with 1 to 4 employees	2	X	X	X
	Establishments with 5 to 9 employees	1	X	X	X
	Establishments with 10 to 19 employees	2	X	X	X
	Establishments with 20 to 49 employees	—	X	X	X
	Establishments with 50 to 99 employees	—	X	X	X
	Establishments with 100 to 249 employees	—	X	X	X
	Establishments with 250 to 499 employees	2	X	X	X
	Establishments with 500 to 999 employees	—	X	X	X
	Establishments with 1,000 employees or more	—	X	X	X
517510	Cable and other program distribution				
	All establishments	7	f	D	D
	Establishments with 1 to 4 employees	2	X	X	X
	Establishments with 5 to 9 employees	1	X	X	X
	Establishments with 10 to 19 employees	2	X	X	X
	Establishments with 20 to 49 employees	—	X	X	X
	Establishments with 50 to 99 employees	—	X	X	X
	Establishments with 100 to 249 employees	—	X	X	X
	Establishments with 250 to 499 employees	2	X	X	X
	Establishments with 500 to 999 employees	—	X	X	X
	Establishments with 1,000 employees or more	—	X	X	X
518	Internet service providers, web search portals, and data processing services				
	All establishments	35	446	5 799	25 117
	Establishments with 1 to 4 employees	26	X	X	X
	Establishments with 5 to 9 employees	3	X	X	X
	Establishments with 10 to 19 employees	2	X	X	X
	Establishments with 20 to 49 employees	1	X	X	X
	Establishments with 50 to 99 employees	2	X	X	X
	Establishments with 100 to 249 employees	1	X	X	X
	Establishments with 250 to 499 employees	—	X	X	X
	Establishments with 500 to 999 employees	—	X	X	X
	Establishments with 1,000 employees or more	—	X	X	X
5182	Data processing, hosting, and related services				
	All establishments	28	379	4 948	21 111
	Establishments with 1 to 4 employees	22	X	X	X
	Establishments with 5 to 9 employees	1	X	X	X
	Establishments with 10 to 19 employees	2	X	X	X
	Establishments with 20 to 49 employees	1	X	X	X
	Establishments with 50 to 99 employees	1	X	X	X
	Establishments with 100 to 249 employees	1	X	X	X
	Establishments with 250 to 499 employees	—	X	X	X
	Establishments with 500 to 999 employees	—	X	X	X
	Establishments with 1,000 employees or more	—	X	X	X
51821	Data processing, hosting, and related services				
	All establishments	28	379	4 948	21 111
	Establishments with 1 to 4 employees	22	X	X	X
	Establishments with 5 to 9 employees	1	X	X	X
	Establishments with 10 to 19 employees	2	X	X	X
	Establishments with 20 to 49 employees	1	X	X	X
	Establishments with 50 to 99 employees	1	X	X	X
	Establishments with 100 to 249 employees	1	X	X	X
	Establishments with 250 to 499 employees	—	X	X	X
	Establishments with 500 to 999 employees	—	X	X	X
	Establishments with 1,000 employees or more	—	X	X	X

See footnotes at end of table.

Table 5. Establishments, Employees, and Payroll by Industry and Employment Size of Establishments by County: 2004—Con.

[Excludes most government employees, railroad employees, and self-employed persons. Size class 1 to 4 employees includes establishments having payroll, but no employees, during mid-March pay period. For meaning of abbreviations and symbols, see introductory text. For explanation of terms, see Appendix A. For statement on reliability, see the note at the end of the table and Appendix C]

NAICS code	Geography, kind of business, and employment size class	Establishments (number)	Paid employees for pay period including March 12 (number)	First-quarter payroll (\$1,000)	Annual payroll (\$1,000)
	CAMDEN—Con.				
51	Information—Con.				
518	Internet service providers, web search portals, and data processing services—Con.				
5182	Data processing, hosting, and related services—Con.				
51821	Data processing, hosting, and related services—Con.				
	All establishments—Con.				
	Establishments with 1,000 employees or more	—	X	X	X
518210	Data processing, hosting, and related services				
	All establishments	28	379	4 948	21 111
	Establishments with 1 to 4 employees	22	X	X	X
	Establishments with 5 to 9 employees	1	X	X	X
	Establishments with 10 to 19 employees	2	X	X	X
	Establishments with 20 to 49 employees	1	X	X	X
	Establishments with 50 to 99 employees	1	X	X	X
	Establishments with 100 to 249 employees	1	X	X	X
	Establishments with 250 to 499 employees	—	X	X	X
	Establishments with 500 to 999 employees	—	X	X	X
	Establishments with 1,000 employees or more	—	X	X	X
52	Finance and insurance				
	All establishments	696	8 146	108 595	518 068
	Establishments with 1 to 4 employees	375	X	X	X
	Establishments with 5 to 9 employees	154	X	X	X
	Establishments with 10 to 19 employees	82	X	X	X
	Establishments with 20 to 49 employees	53	X	X	X
	Establishments with 50 to 99 employees	19	X	X	X
	Establishments with 100 to 249 employees	11	X	X	X
	Establishments with 250 to 499 employees	2	X	X	X
	Establishments with 500 to 999 employees	—	X	X	X
	Establishments with 1,000 employees or more	—	X	X	X
522	Credit intermediation and related activities				
	All establishments	297	4 259	52 101	271 464
	Establishments with 1 to 4 employees	113	X	X	X
	Establishments with 5 to 9 employees	88	X	X	X
	Establishments with 10 to 19 employees	49	X	X	X
	Establishments with 20 to 49 employees	31	X	X	X
	Establishments with 50 to 99 employees	9	X	X	X
	Establishments with 100 to 249 employees	6	X	X	X
	Establishments with 250 to 499 employees	1	X	X	X
	Establishments with 500 to 999 employees	—	X	X	X
	Establishments with 1,000 employees or more	—	X	X	X
5221	Depository credit intermediation				
	All establishments	163	1 969	20 715	133 092
	Establishments with 1 to 4 employees	41	X	X	X
	Establishments with 5 to 9 employees	64	X	X	X
	Establishments with 10 to 19 employees	31	X	X	X
	Establishments with 20 to 49 employees	22	X	X	X
	Establishments with 50 to 99 employees	4	X	X	X
	Establishments with 100 to 249 employees	1	X	X	X
	Establishments with 250 to 499 employees	—	X	X	X
	Establishments with 500 to 999 employees	—	X	X	X
	Establishments with 1,000 employees or more	—	X	X	X
52211	Commercial banking				
	All establishments	129	1 685	18 378	124 535
	Establishments with 1 to 4 employees	29	X	X	X
	Establishments with 5 to 9 employees	53	X	X	X
	Establishments with 10 to 19 employees	24	X	X	X
	Establishments with 20 to 49 employees	18	X	X	X
	Establishments with 50 to 99 employees	4	X	X	X
	Establishments with 100 to 249 employees	1	X	X	X
	Establishments with 250 to 499 employees	—	X	X	X
	Establishments with 500 to 999 employees	—	X	X	X
	Establishments with 1,000 employees or more	—	X	X	X
522110	Commercial banking				
	All establishments	129	1 685	18 378	124 535
	Establishments with 1 to 4 employees	29	X	X	X
	Establishments with 5 to 9 employees	53	X	X	X
	Establishments with 10 to 19 employees	24	X	X	X
	Establishments with 20 to 49 employees	18	X	X	X
	Establishments with 50 to 99 employees	4	X	X	X
	Establishments with 100 to 249 employees	1	X	X	X
	Establishments with 250 to 499 employees	—	X	X	X
	Establishments with 500 to 999 employees	—	X	X	X
	Establishments with 1,000 employees or more	—	X	X	X

See footnotes at end of table.

Table 5. Establishments, Employees, and Payroll by Industry and Employment Size of Establishments by County: 2004—Con.

[Excludes most government employees, railroad employees, and self-employed persons. Size class 1 to 4 employees includes establishments having payroll, but no employees, during mid-March pay period. For meaning of abbreviations and symbols, see introductory text. For explanation of terms, see Appendix A. For statement on reliability, see the note at the end of the table and Appendix C]

NAICS code	Geography, kind of business, and employment size class	Establishments (number)	Paid employees for pay period including March 12 (number)	First-quarter payroll (\$1,000)	Annual payroll (\$1,000)
52	CAMDEN—Con.				
	Finance and insurance—Con.				
522	Credit intermediation and related activities—Con.				
5221	Depository credit intermediation—Con.				
52212	Savings institutions				
	All establishments	24	246	2 060	7 476
	Establishments with 1 to 4 employees	4	X	X	X
	Establishments with 5 to 9 employees	10	X	X	X
	Establishments with 10 to 19 employees	6	X	X	X
	Establishments with 20 to 49 employees	4	X	X	X
	Establishments with 50 to 99 employees	—	X	X	X
	Establishments with 100 to 249 employees	—	X	X	X
	Establishments with 250 to 499 employees	—	X	X	X
	Establishments with 500 to 999 employees	—	X	X	X
	Establishments with 1,000 employees or more	—	X	X	X
522120	Savings institutions				
	All establishments	24	246	2 060	7 476
	Establishments with 1 to 4 employees	4	X	X	X
	Establishments with 5 to 9 employees	10	X	X	X
	Establishments with 10 to 19 employees	6	X	X	X
	Establishments with 20 to 49 employees	4	X	X	X
	Establishments with 50 to 99 employees	—	X	X	X
	Establishments with 100 to 249 employees	—	X	X	X
	Establishments with 250 to 499 employees	—	X	X	X
	Establishments with 500 to 999 employees	—	X	X	X
	Establishments with 1,000 employees or more	—	X	X	X
5222	Nondepository credit intermediation				
	All establishments	93	2 031	29 207	130 956
	Establishments with 1 to 4 employees	44	X	X	X
	Establishments with 5 to 9 employees	15	X	X	X
	Establishments with 10 to 19 employees	15	X	X	X
	Establishments with 20 to 49 employees	9	X	X	X
	Establishments with 50 to 99 employees	4	X	X	X
	Establishments with 100 to 249 employees	5	X	X	X
	Establishments with 250 to 499 employees	1	X	X	X
	Establishments with 500 to 999 employees	—	X	X	X
	Establishments with 1,000 employees or more	—	X	X	X
52222	Sales financing				
	All establishments	14	c	D	D
	Establishments with 1 to 4 employees	9	X	X	X
	Establishments with 5 to 9 employees	3	X	X	X
	Establishments with 10 to 19 employees	1	X	X	X
	Establishments with 20 to 49 employees	—	X	X	X
	Establishments with 50 to 99 employees	—	X	X	X
	Establishments with 100 to 249 employees	1	X	X	X
	Establishments with 250 to 499 employees	—	X	X	X
	Establishments with 500 to 999 employees	—	X	X	X
	Establishments with 1,000 employees or more	—	X	X	X
522220	Sales financing				
	All establishments	14	c	D	D
	Establishments with 1 to 4 employees	9	X	X	X
	Establishments with 5 to 9 employees	3	X	X	X
	Establishments with 10 to 19 employees	1	X	X	X
	Establishments with 20 to 49 employees	—	X	X	X
	Establishments with 50 to 99 employees	—	X	X	X
	Establishments with 100 to 249 employees	1	X	X	X
	Establishments with 250 to 499 employees	—	X	X	X
	Establishments with 500 to 999 employees	—	X	X	X
	Establishments with 1,000 employees or more	—	X	X	X
52229	Other nondepository credit intermediation				
	All establishments	78	1 857	27 109	122 772
	Establishments with 1 to 4 employees	34	X	X	X
	Establishments with 5 to 9 employees	12	X	X	X
	Establishments with 10 to 19 employees	14	X	X	X
	Establishments with 20 to 49 employees	9	X	X	X
	Establishments with 50 to 99 employees	4	X	X	X
	Establishments with 100 to 249 employees	4	X	X	X
	Establishments with 250 to 499 employees	1	X	X	X
	Establishments with 500 to 999 employees	—	X	X	X
	Establishments with 1,000 employees or more	—	X	X	X
522292	Real estate credit				
	All establishments	59	1 624	23 712	109 422
	Establishments with 1 to 4 employees	26	X	X	X
	Establishments with 5 to 9 employees	8	X	X	X
	Establishments with 10 to 19 employees	9	X	X	X
	Establishments with 20 to 49 employees	8	X	X	X
	Establishments with 50 to 99 employees	4	X	X	X
	Establishments with 100 to 249 employees	3	X	X	X
	Establishments with 250 to 499 employees	1	X	X	X
	Establishments with 500 to 999 employees	—	X	X	X
	Establishments with 1,000 employees or more	—	X	X	X

See footnotes at end of table.

Table 5. Establishments, Employees, and Payroll by Industry and Employment Size of Establishments by County: 2004—Con.

[Excludes most government employees, railroad employees, and self-employed persons. Size class 1 to 4 employees includes establishments having payroll, but no employees, during mid-March pay period. For meaning of abbreviations and symbols, see introductory text. For explanation of terms, see Appendix A. For statement on reliability, see the note at the end of the table and Appendix C]

NAICS code	Geography, kind of business, and employment size class	Establishments (number)	Paid employees for pay period including March 12 (number)	First-quarter payroll (\$1,000)	Annual payroll (\$1,000)
	CAMDEN—Con.				
52	Finance and insurance—Con.				
522	Credit intermediation and related activities—Con.				
5222	Nondepository credit intermediation—Con.				
52229	Other nondepository credit intermediation—Con.				
522294	Secondary market financing				
	All establishments	2	c	D	D
	Establishments with 1 to 4 employees	1	X	X	X
	Establishments with 5 to 9 employees	—	X	X	X
	Establishments with 10 to 19 employees	—	X	X	X
	Establishments with 20 to 49 employees	—	X	X	X
	Establishments with 50 to 99 employees	—	X	X	X
	Establishments with 100 to 249 employees	1	X	X	X
	Establishments with 250 to 499 employees	—	X	X	X
	Establishments with 500 to 999 employees	—	X	X	X
	Establishments with 1,000 employees or more	—	X	X	X
5223	Activities related to credit intermediation				
	All establishments	41	259	2 179	7 416
	Establishments with 1 to 4 employees	28	X	X	X
	Establishments with 5 to 9 employees	9	X	X	X
	Establishments with 10 to 19 employees	3	X	X	X
	Establishments with 20 to 49 employees	—	X	X	X
	Establishments with 50 to 99 employees	1	X	X	X
	Establishments with 100 to 249 employees	—	X	X	X
	Establishments with 250 to 499 employees	—	X	X	X
	Establishments with 500 to 999 employees	—	X	X	X
	Establishments with 1,000 employees or more	—	X	X	X
52232	Financial transactions processing, reserve, and clearinghouse activities				
	All establishments	4	115	887	1 899
	Establishments with 1 to 4 employees	—	X	X	X
	Establishments with 5 to 9 employees	2	X	X	X
	Establishments with 10 to 19 employees	1	X	X	X
	Establishments with 20 to 49 employees	—	X	X	X
	Establishments with 50 to 99 employees	1	X	X	X
	Establishments with 100 to 249 employees	—	X	X	X
	Establishments with 250 to 499 employees	—	X	X	X
	Establishments with 500 to 999 employees	—	X	X	X
	Establishments with 1,000 employees or more	—	X	X	X
522320	Financial transactions processing, reserve, and clearinghouse activities				
	All establishments	4	115	887	1 899
	Establishments with 1 to 4 employees	—	X	X	X
	Establishments with 5 to 9 employees	2	X	X	X
	Establishments with 10 to 19 employees	1	X	X	X
	Establishments with 20 to 49 employees	—	X	X	X
	Establishments with 50 to 99 employees	1	X	X	X
	Establishments with 100 to 249 employees	—	X	X	X
	Establishments with 250 to 499 employees	—	X	X	X
	Establishments with 500 to 999 employees	—	X	X	X
	Establishments with 1,000 employees or more	—	X	X	X
523	Securities, commodity contracts, other financial investments, and related activities				
	All establishments	121	f	D	D
	Establishments with 1 to 4 employees	97	X	X	X
	Establishments with 5 to 9 employees	12	X	X	X
	Establishments with 10 to 19 employees	6	X	X	X
	Establishments with 20 to 49 employees	2	X	X	X
	Establishments with 50 to 99 employees	3	X	X	X
	Establishments with 100 to 249 employees	1	X	X	X
	Establishments with 250 to 499 employees	—	X	X	X
	Establishments with 500 to 999 employees	—	X	X	X
	Establishments with 1,000 employees or more	—	X	X	X
5231	Securities and commodity contracts intermediation and brokerage				
	All establishments	50	c	D	D
	Establishments with 1 to 4 employees	41	X	X	X
	Establishments with 5 to 9 employees	4	X	X	X
	Establishments with 10 to 19 employees	4	X	X	X
	Establishments with 20 to 49 employees	—	X	X	X
	Establishments with 50 to 99 employees	1	X	X	X
	Establishments with 100 to 249 employees	—	X	X	X
	Establishments with 250 to 499 employees	—	X	X	X
	Establishments with 500 to 999 employees	—	X	X	X
	Establishments with 1,000 employees or more	—	X	X	X
52312	Securities brokerage				

See footnotes at end of table.

Table 5. Establishments, Employees, and Payroll by Industry and Employment Size of Establishments by County: 2004—Con.

[Excludes most government employees, railroad employees, and self-employed persons. Size class 1 to 4 employees includes establishments having payroll, but no employees, during mid-March pay period. For meaning of abbreviations and symbols, see introductory text. For explanation of terms, see Appendix A. For statement on reliability, see the note at the end of the table and Appendix C]

NAICS code	Geography, kind of business, and employment size class	Establishments (number)	Paid employees for pay period including March 12 (number)	First-quarter payroll (\$1,000)	Annual payroll (\$1,000)
52	CAMDEN—Con.				
	Finance and insurance—Con.				
523	Securities, commodity contracts, other financial investments, and related activities—Con.				
5231	Securities and commodity contracts intermediation and brokerage—Con.				
52312	Securities brokerage—Con.				
	All establishments	28	c	D	D
	Establishments with 1 to 4 employees	20	X	X	X
	Establishments with 5 to 9 employees	3	X	X	X
	Establishments with 10 to 19 employees	4	X	X	X
	Establishments with 20 to 49 employees	—	X	X	X
	Establishments with 50 to 99 employees	1	X	X	X
	Establishments with 100 to 249 employees	—	X	X	X
	Establishments with 250 to 499 employees	—	X	X	X
	Establishments with 500 to 999 employees	—	X	X	X
	Establishments with 1,000 employees or more	—	X	X	X
523120	Securities brokerage				
	All establishments	28	c	D	D
	Establishments with 1 to 4 employees	20	X	X	X
	Establishments with 5 to 9 employees	3	X	X	X
	Establishments with 10 to 19 employees	4	X	X	X
	Establishments with 20 to 49 employees	—	X	X	X
	Establishments with 50 to 99 employees	1	X	X	X
	Establishments with 100 to 249 employees	—	X	X	X
	Establishments with 250 to 499 employees	—	X	X	X
	Establishments with 500 to 999 employees	—	X	X	X
	Establishments with 1,000 employees or more	—	X	X	X
5239	Other financial investment activities				
	All establishments	71	609	6 352	30 312
	Establishments with 1 to 4 employees	56	X	X	X
	Establishments with 5 to 9 employees	8	X	X	X
	Establishments with 10 to 19 employees	2	X	X	X
	Establishments with 20 to 49 employees	2	X	X	X
	Establishments with 50 to 99 employees	2	X	X	X
	Establishments with 100 to 249 employees	1	X	X	X
	Establishments with 250 to 499 employees	—	X	X	X
	Establishments with 500 to 999 employees	—	X	X	X
	Establishments with 1,000 employees or more	—	X	X	X
52391	Miscellaneous intermediation				
	All establishments	6	c	D	D
	Establishments with 1 to 4 employees	4	X	X	X
	Establishments with 5 to 9 employees	—	X	X	X
	Establishments with 10 to 19 employees	1	X	X	X
	Establishments with 20 to 49 employees	—	X	X	X
	Establishments with 50 to 99 employees	1	X	X	X
	Establishments with 100 to 249 employees	—	X	X	X
	Establishments with 250 to 499 employees	—	X	X	X
	Establishments with 500 to 999 employees	—	X	X	X
	Establishments with 1,000 employees or more	—	X	X	X
523910	Miscellaneous intermediation				
	All establishments	6	c	D	D
	Establishments with 1 to 4 employees	4	X	X	X
	Establishments with 5 to 9 employees	—	X	X	X
	Establishments with 10 to 19 employees	1	X	X	X
	Establishments with 20 to 49 employees	—	X	X	X
	Establishments with 50 to 99 employees	1	X	X	X
	Establishments with 100 to 249 employees	—	X	X	X
	Establishments with 250 to 499 employees	—	X	X	X
	Establishments with 500 to 999 employees	—	X	X	X
	Establishments with 1,000 employees or more	—	X	X	X
52392	Portfolio management				
	All establishments	22	302	2 591	14 035
	Establishments with 1 to 4 employees	16	X	X	X
	Establishments with 5 to 9 employees	4	X	X	X
	Establishments with 10 to 19 employees	—	X	X	X
	Establishments with 20 to 49 employees	1	X	X	X
	Establishments with 50 to 99 employees	—	X	X	X
	Establishments with 100 to 249 employees	1	X	X	X
	Establishments with 250 to 499 employees	—	X	X	X
	Establishments with 500 to 999 employees	—	X	X	X
	Establishments with 1,000 employees or more	—	X	X	X
523920	Portfolio management				
	All establishments	22	302	2 591	14 035
	Establishments with 1 to 4 employees	16	X	X	X
	Establishments with 5 to 9 employees	4	X	X	X
	Establishments with 10 to 19 employees	—	X	X	X
	Establishments with 20 to 49 employees	1	X	X	X
	Establishments with 50 to 99 employees	—	X	X	X
	Establishments with 100 to 249 employees	1	X	X	X
	Establishments with 250 to 499 employees	—	X	X	X
	Establishments with 500 to 999 employees	—	X	X	X
	Establishments with 1,000 employees or more	—	X	X	X

See footnotes at end of table.

Table 5. Establishments, Employees, and Payroll by Industry and Employment Size of Establishments by County: 2004—Con.

[Excludes most government employees, railroad employees, and self-employed persons. Size class 1 to 4 employees includes establishments having payroll, but no employees, during mid-March pay period. For meaning of abbreviations and symbols, see introductory text. For explanation of terms, see Appendix A. For statement on reliability, see the note at the end of the table and Appendix C]

NAICS code	Geography, kind of business, and employment size class	Establishments (number)	Paid employees for pay period including March 12 (number)	First-quarter payroll (\$1,000)	Annual payroll (\$1,000)
	CAMDEN—Con.				
52	Finance and insurance—Con.				
523	Securities, commodity contracts, other financial investments, and related activities—Con.				
5239	Other financial investment activities—Con.				
52392	Portfolio management—Con.				
523920	Portfolio management—Con.				
	All establishments—Con.				
	Establishments with 1,000 employees or more	—	X	X	X
52393	Investment advice				
	All establishments	39	161	1 971	9 407
	Establishments with 1 to 4 employees	33	X	X	X
	Establishments with 5 to 9 employees	4	X	X	X
	Establishments with 10 to 19 employees	1	X	X	X
	Establishments with 20 to 49 employees	—	X	X	X
	Establishments with 50 to 99 employees	1	X	X	X
	Establishments with 100 to 249 employees	—	X	X	X
	Establishments with 250 to 499 employees	—	X	X	X
	Establishments with 500 to 999 employees	—	X	X	X
	Establishments with 1,000 employees or more	—	X	X	X
523930	Investment advice				
	All establishments	39	161	1 971	9 407
	Establishments with 1 to 4 employees	33	X	X	X
	Establishments with 5 to 9 employees	4	X	X	X
	Establishments with 10 to 19 employees	1	X	X	X
	Establishments with 20 to 49 employees	—	X	X	X
	Establishments with 50 to 99 employees	1	X	X	X
	Establishments with 100 to 249 employees	—	X	X	X
	Establishments with 250 to 499 employees	—	X	X	X
	Establishments with 500 to 999 employees	—	X	X	X
	Establishments with 1,000 employees or more	—	X	X	X
524	Insurance carriers and related activities				
	All establishments	275	3 087	47 557	198 186
	Establishments with 1 to 4 employees	162	X	X	X
	Establishments with 5 to 9 employees	54	X	X	X
	Establishments with 10 to 19 employees	27	X	X	X
	Establishments with 20 to 49 employees	20	X	X	X
	Establishments with 50 to 99 employees	7	X	X	X
	Establishments with 100 to 249 employees	4	X	X	X
	Establishments with 250 to 499 employees	1	X	X	X
	Establishments with 500 to 999 employees	—	X	X	X
	Establishments with 1,000 employees or more	—	X	X	X
5241	Insurance carriers				
	All establishments	48	1 384	26 661	87 098
	Establishments with 1 to 4 employees	24	X	X	X
	Establishments with 5 to 9 employees	7	X	X	X
	Establishments with 10 to 19 employees	4	X	X	X
	Establishments with 20 to 49 employees	5	X	X	X
	Establishments with 50 to 99 employees	4	X	X	X
	Establishments with 100 to 249 employees	3	X	X	X
	Establishments with 250 to 499 employees	1	X	X	X
	Establishments with 500 to 999 employees	—	X	X	X
	Establishments with 1,000 employees or more	—	X	X	X
52411	Direct life, health, and medical insurance carriers				
	All establishments	8	e	D	D
	Establishments with 1 to 4 employees	5	X	X	X
	Establishments with 5 to 9 employees	2	X	X	X
	Establishments with 10 to 19 employees	—	X	X	X
	Establishments with 20 to 49 employees	—	X	X	X
	Establishments with 50 to 99 employees	—	X	X	X
	Establishments with 100 to 249 employees	—	X	X	X
	Establishments with 250 to 499 employees	1	X	X	X
	Establishments with 500 to 999 employees	—	X	X	X
	Establishments with 1,000 employees or more	—	X	X	X
524114	Direct health and medical insurance carriers				
	All establishments	4	e	D	D
	Establishments with 1 to 4 employees	1	X	X	X
	Establishments with 5 to 9 employees	2	X	X	X
	Establishments with 10 to 19 employees	—	X	X	X
	Establishments with 20 to 49 employees	—	X	X	X
	Establishments with 50 to 99 employees	—	X	X	X
	Establishments with 100 to 249 employees	—	X	X	X
	Establishments with 250 to 499 employees	1	X	X	X
	Establishments with 500 to 999 employees	—	X	X	X
	Establishments with 1,000 employees or more	—	X	X	X

See footnotes at end of table.

Table 5. Establishments, Employees, and Payroll by Industry and Employment Size of Establishments by County: 2004—Con.

[Excludes most government employees, railroad employees, and self-employed persons. Size class 1 to 4 employees includes establishments having payroll, but no employees, during mid-March pay period. For meaning of abbreviations and symbols, see introductory text. For explanation of terms, see Appendix A. For statement on reliability, see the note at the end of the table and Appendix C]

NAICS code	Geography, kind of business, and employment size class	Establishments (number)	Paid employees for pay period including March 12 (number)	First-quarter payroll (\$1,000)	Annual payroll (\$1,000)
52	CAMDEN—Con.				
	Finance and insurance—Con.				
524	Insurance carriers and related activities—Con.				
5241	Insurance carriers—Con.				
52412	Direct insurance (except life, health, and medical) carriers				
	All establishments	40	f	D	D
	Establishments with 1 to 4 employees	19	X	X	X
	Establishments with 5 to 9 employees	5	X	X	X
	Establishments with 10 to 19 employees	4	X	X	X
	Establishments with 20 to 49 employees	5	X	X	X
	Establishments with 50 to 99 employees	4	X	X	X
	Establishments with 100 to 249 employees	3	X	X	X
	Establishments with 250 to 499 employees	—	X	X	X
	Establishments with 500 to 999 employees	—	X	X	X
	Establishments with 1,000 employees or more	—	X	X	X
524126	Direct property and casualty insurance carriers				
	All establishments	25	733	12 408	41 166
	Establishments with 1 to 4 employees	11	X	X	X
	Establishments with 5 to 9 employees	2	X	X	X
	Establishments with 10 to 19 employees	3	X	X	X
	Establishments with 20 to 49 employees	4	X	X	X
	Establishments with 50 to 99 employees	2	X	X	X
	Establishments with 100 to 249 employees	3	X	X	X
	Establishments with 250 to 499 employees	—	X	X	X
	Establishments with 500 to 999 employees	—	X	X	X
	Establishments with 1,000 employees or more	—	X	X	X
524127	Direct title insurance carriers				
	All establishments	15	e	D	D
	Establishments with 1 to 4 employees	8	X	X	X
	Establishments with 5 to 9 employees	3	X	X	X
	Establishments with 10 to 19 employees	1	X	X	X
	Establishments with 20 to 49 employees	1	X	X	X
	Establishments with 50 to 99 employees	2	X	X	X
	Establishments with 100 to 249 employees	—	X	X	X
	Establishments with 250 to 499 employees	—	X	X	X
	Establishments with 500 to 999 employees	—	X	X	X
	Establishments with 1,000 employees or more	—	X	X	X
5242	Agencies, brokerages, and other insurance related activities				
	All establishments	227	1 703	20 896	111 088
	Establishments with 1 to 4 employees	138	X	X	X
	Establishments with 5 to 9 employees	47	X	X	X
	Establishments with 10 to 19 employees	23	X	X	X
	Establishments with 20 to 49 employees	15	X	X	X
	Establishments with 50 to 99 employees	3	X	X	X
	Establishments with 100 to 249 employees	1	X	X	X
	Establishments with 250 to 499 employees	—	X	X	X
	Establishments with 500 to 999 employees	—	X	X	X
	Establishments with 1,000 employees or more	—	X	X	X
52421	Insurance agencies and brokerages				
	All establishments	195	1 375	17 506	97 011
	Establishments with 1 to 4 employees	123	X	X	X
	Establishments with 5 to 9 employees	40	X	X	X
	Establishments with 10 to 19 employees	17	X	X	X
	Establishments with 20 to 49 employees	12	X	X	X
	Establishments with 50 to 99 employees	2	X	X	X
	Establishments with 100 to 249 employees	1	X	X	X
	Establishments with 250 to 499 employees	—	X	X	X
	Establishments with 500 to 999 employees	—	X	X	X
	Establishments with 1,000 employees or more	—	X	X	X
524210	Insurance agencies and brokerages				
	All establishments	195	1 375	17 506	97 011
	Establishments with 1 to 4 employees	123	X	X	X
	Establishments with 5 to 9 employees	40	X	X	X
	Establishments with 10 to 19 employees	17	X	X	X
	Establishments with 20 to 49 employees	12	X	X	X
	Establishments with 50 to 99 employees	2	X	X	X
	Establishments with 100 to 249 employees	1	X	X	X
	Establishments with 250 to 499 employees	—	X	X	X
	Establishments with 500 to 999 employees	—	X	X	X
	Establishments with 1,000 employees or more	—	X	X	X
52429	Other insurance related activities				
	All establishments	32	328	3 390	14 077
	Establishments with 1 to 4 employees	15	X	X	X
	Establishments with 5 to 9 employees	7	X	X	X
	Establishments with 10 to 19 employees	6	X	X	X
	Establishments with 20 to 49 employees	3	X	X	X
	Establishments with 50 to 99 employees	1	X	X	X
	Establishments with 100 to 249 employees	—	X	X	X
	Establishments with 250 to 499 employees	—	X	X	X
	Establishments with 500 to 999 employees	—	X	X	X
	Establishments with 1,000 employees or more	—	X	X	X

See footnotes at end of table.

Table 5. Establishments, Employees, and Payroll by Industry and Employment Size of Establishments by County: 2004—Con.

[Excludes most government employees, railroad employees, and self-employed persons. Size class 1 to 4 employees includes establishments having payroll, but no employees, during mid-March pay period. For meaning of abbreviations and symbols, see introductory text. For explanation of terms, see Appendix A. For statement on reliability, see the note at the end of the table and Appendix C]

NAICS code	Geography, kind of business, and employment size class	Establishments (number)	Paid employees for pay period including March 12 (number)	First-quarter payroll (\$1,000)	Annual payroll (\$1,000)
52	CAMDEN—Con.				
	Finance and insurance—Con.				
524	Insurance carriers and related activities—Con.				
5242	Agencies, brokerages, and other insurance related activities—Con.				
52429	Other insurance related activities—Con.				
524292	Third party administration of insurance and pension funds/plans				
	All establishments	7	150	1 531	6 077
	Establishments with 1 to 4 employees	1	X	X	X
	Establishments with 5 to 9 employees	2	X	X	X
	Establishments with 10 to 19 employees	2	X	X	X
	Establishments with 20 to 49 employees	1	X	X	X
	Establishments with 50 to 99 employees	1	X	X	X
	Establishments with 100 to 249 employees	—	X	X	X
	Establishments with 250 to 499 employees	—	X	X	X
	Establishments with 500 to 999 employees	—	X	X	X
	Establishments with 1,000 employees or more	—	X	X	X
524298	All other insurance related activities				
	All establishments	11	114	1 105	4 695
	Establishments with 1 to 4 employees	5	X	X	X
	Establishments with 5 to 9 employees	2	X	X	X
	Establishments with 10 to 19 employees	2	X	X	X
	Establishments with 20 to 49 employees	2	X	X	X
	Establishments with 50 to 99 employees	—	X	X	X
	Establishments with 100 to 249 employees	—	X	X	X
	Establishments with 250 to 499 employees	—	X	X	X
	Establishments with 500 to 999 employees	—	X	X	X
	Establishments with 1,000 employees or more	—	X	X	X
53	Real estate and rental and leasing				
	All establishments	437	3 239	28 223	116 880
	Establishments with 1 to 4 employees	261	X	X	X
	Establishments with 5 to 9 employees	92	X	X	X
	Establishments with 10 to 19 employees	51	X	X	X
	Establishments with 20 to 49 employees	27	X	X	X
	Establishments with 50 to 99 employees	3	X	X	X
	Establishments with 100 to 249 employees	3	X	X	X
	Establishments with 250 to 499 employees	—	X	X	X
	Establishments with 500 to 999 employees	—	X	X	X
	Establishments with 1,000 employees or more	—	X	X	X
531	Real estate				
	All establishments	333	1 962	15 341	65 261
	Establishments with 1 to 4 employees	221	X	X	X
	Establishments with 5 to 9 employees	67	X	X	X
	Establishments with 10 to 19 employees	25	X	X	X
	Establishments with 20 to 49 employees	18	X	X	X
	Establishments with 50 to 99 employees	—	X	X	X
	Establishments with 100 to 249 employees	2	X	X	X
	Establishments with 250 to 499 employees	—	X	X	X
	Establishments with 500 to 999 employees	—	X	X	X
	Establishments with 1,000 employees or more	—	X	X	X
5311	Lessors of real estate				
	All establishments	146	975	6 518	26 878
	Establishments with 1 to 4 employees	89	X	X	X
	Establishments with 5 to 9 employees	29	X	X	X
	Establishments with 10 to 19 employees	15	X	X	X
	Establishments with 20 to 49 employees	13	X	X	X
	Establishments with 50 to 99 employees	—	X	X	X
	Establishments with 100 to 249 employees	—	X	X	X
	Establishments with 250 to 499 employees	—	X	X	X
	Establishments with 500 to 999 employees	—	X	X	X
	Establishments with 1,000 employees or more	—	X	X	X
53111	Lessors of residential buildings and dwellings				
	All establishments	74	513	2 903	12 562
	Establishments with 1 to 4 employees	37	X	X	X
	Establishments with 5 to 9 employees	22	X	X	X
	Establishments with 10 to 19 employees	9	X	X	X
	Establishments with 20 to 49 employees	6	X	X	X
	Establishments with 50 to 99 employees	—	X	X	X
	Establishments with 100 to 249 employees	—	X	X	X
	Establishments with 250 to 499 employees	—	X	X	X
	Establishments with 500 to 999 employees	—	X	X	X
	Establishments with 1,000 employees or more	—	X	X	X
531110	Lessors of residential buildings and dwellings				
	All establishments	74	513	2 903	12 562
	Establishments with 1 to 4 employees	37	X	X	X
	Establishments with 5 to 9 employees	22	X	X	X
	Establishments with 10 to 19 employees	9	X	X	X
	Establishments with 20 to 49 employees	6	X	X	X
	Establishments with 50 to 99 employees	—	X	X	X
	Establishments with 100 to 249 employees	—	X	X	X
	Establishments with 250 to 499 employees	—	X	X	X
	Establishments with 500 to 999 employees	—	X	X	X
	Establishments with 1,000 employees or more	—	X	X	X

See footnotes at end of table.

Table 5. Establishments, Employees, and Payroll by Industry and Employment Size of Establishments by County: 2004—Con.

[Excludes most government employees, railroad employees, and self-employed persons. Size class 1 to 4 employees includes establishments having payroll, but no employees, during mid-March pay period. For meaning of abbreviations and symbols, see introductory text. For explanation of terms, see Appendix A. For statement on reliability, see the note at the end of the table and Appendix C]

NAICS code	Geography, kind of business, and employment size class	Establishments (number)	Paid employees for pay period including March 12 (number)	First-quarter payroll (\$1,000)	Annual payroll (\$1,000)
	CAMDEN—Con.				
53	Real estate and rental and leasing—Con.				
531	Real estate—Con.				
5311	Lessors of real estate—Con.				
53112	Lessors of nonresidential buildings (except miniwarehouses)				
	All establishments	45	359	3 169	12 357
	Establishments with 1 to 4 employees	30	X	X	X
	Establishments with 5 to 9 employees	3	X	X	X
	Establishments with 10 to 19 employees	6	X	X	X
	Establishments with 20 to 49 employees	6	X	X	X
	Establishments with 50 to 99 employees	—	X	X	X
	Establishments with 100 to 249 employees	—	X	X	X
	Establishments with 250 to 499 employees	—	X	X	X
	Establishments with 500 to 999 employees	—	X	X	X
	Establishments with 1,000 employees or more	—	X	X	X
531120	Lessors of nonresidential buildings (except miniwarehouses)				
	All establishments	45	359	3 169	12 357
	Establishments with 1 to 4 employees	30	X	X	X
	Establishments with 5 to 9 employees	3	X	X	X
	Establishments with 10 to 19 employees	6	X	X	X
	Establishments with 20 to 49 employees	6	X	X	X
	Establishments with 50 to 99 employees	—	X	X	X
	Establishments with 100 to 249 employees	—	X	X	X
	Establishments with 250 to 499 employees	—	X	X	X
	Establishments with 500 to 999 employees	—	X	X	X
	Establishments with 1,000 employees or more	—	X	X	X
5312	Offices of real estate agents and brokers				
	All establishments	92	400	4 623	18 337
	Establishments with 1 to 4 employees	68	X	X	X
	Establishments with 5 to 9 employees	19	X	X	X
	Establishments with 10 to 19 employees	4	X	X	X
	Establishments with 20 to 49 employees	—	X	X	X
	Establishments with 50 to 99 employees	—	X	X	X
	Establishments with 100 to 249 employees	1	X	X	X
	Establishments with 250 to 499 employees	—	X	X	X
	Establishments with 500 to 999 employees	—	X	X	X
	Establishments with 1,000 employees or more	—	X	X	X
53121	Offices of real estate agents and brokers				
	All establishments	92	400	4 623	18 337
	Establishments with 1 to 4 employees	68	X	X	X
	Establishments with 5 to 9 employees	19	X	X	X
	Establishments with 10 to 19 employees	4	X	X	X
	Establishments with 20 to 49 employees	—	X	X	X
	Establishments with 50 to 99 employees	—	X	X	X
	Establishments with 100 to 249 employees	1	X	X	X
	Establishments with 250 to 499 employees	—	X	X	X
	Establishments with 500 to 999 employees	—	X	X	X
	Establishments with 1,000 employees or more	—	X	X	X
531210	Offices of real estate agents and brokers				
	All establishments	92	400	4 623	18 337
	Establishments with 1 to 4 employees	68	X	X	X
	Establishments with 5 to 9 employees	19	X	X	X
	Establishments with 10 to 19 employees	4	X	X	X
	Establishments with 20 to 49 employees	—	X	X	X
	Establishments with 50 to 99 employees	—	X	X	X
	Establishments with 100 to 249 employees	1	X	X	X
	Establishments with 250 to 499 employees	—	X	X	X
	Establishments with 500 to 999 employees	—	X	X	X
	Establishments with 1,000 employees or more	—	X	X	X
5313	Activities related to real estate				
	All establishments	95	587	4 200	20 046
	Establishments with 1 to 4 employees	64	X	X	X
	Establishments with 5 to 9 employees	19	X	X	X
	Establishments with 10 to 19 employees	6	X	X	X
	Establishments with 20 to 49 employees	5	X	X	X
	Establishments with 50 to 99 employees	—	X	X	X
	Establishments with 100 to 249 employees	1	X	X	X
	Establishments with 250 to 499 employees	—	X	X	X
	Establishments with 500 to 999 employees	—	X	X	X
	Establishments with 1,000 employees or more	—	X	X	X
53131	Real estate property managers				
	All establishments	49	474	3 201	14 397
	Establishments with 1 to 4 employees	28	X	X	X
	Establishments with 5 to 9 employees	10	X	X	X
	Establishments with 10 to 19 employees	5	X	X	X
	Establishments with 20 to 49 employees	5	X	X	X
	Establishments with 50 to 99 employees	—	X	X	X
	Establishments with 100 to 249 employees	1	X	X	X
	Establishments with 250 to 499 employees	—	X	X	X
	Establishments with 500 to 999 employees	—	X	X	X
	Establishments with 1,000 employees or more	—	X	X	X

See footnotes at end of table.

Table 5. Establishments, Employees, and Payroll by Industry and Employment Size of Establishments by County: 2004—Con.

[Excludes most government employees, railroad employees, and self-employed persons. Size class 1 to 4 employees includes establishments having payroll, but no employees, during mid-March pay period. For meaning of abbreviations and symbols, see introductory text. For explanation of terms, see Appendix A. For statement on reliability, see the note at the end of the table and Appendix C]

NAICS code	Geography, kind of business, and employment size class	Establishments (number)	Paid employees for pay period including March 12 (number)	First-quarter payroll (\$1,000)	Annual payroll (\$1,000)
53	CAMDEN—Con.				
	Real estate and rental and leasing—Con.				
531	Real estate—Con.				
5313	Activities related to real estate—Con.				
53131	Real estate property managers—Con.				
531311	Residential property managers				
	All establishments	28	386	2 274	9 629
	Establishments with 1 to 4 employees	13	X	X	X
	Establishments with 5 to 9 employees	7	X	X	X
	Establishments with 10 to 19 employees	3	X	X	X
	Establishments with 20 to 49 employees	4	X	X	X
	Establishments with 50 to 99 employees	—	X	X	X
	Establishments with 100 to 249 employees	1	X	X	X
	Establishments with 250 to 499 employees	—	X	X	X
	Establishments with 500 to 999 employees	—	X	X	X
	Establishments with 1,000 employees or more	—	X	X	X
532	Rental and leasing services				
	All establishments	99	1 254	12 576	49 932
	Establishments with 1 to 4 employees	37	X	X	X
	Establishments with 5 to 9 employees	24	X	X	X
	Establishments with 10 to 19 employees	25	X	X	X
	Establishments with 20 to 49 employees	9	X	X	X
	Establishments with 50 to 99 employees	3	X	X	X
	Establishments with 100 to 249 employees	1	X	X	X
	Establishments with 250 to 499 employees	—	X	X	X
	Establishments with 500 to 999 employees	—	X	X	X
	Establishments with 1,000 employees or more	—	X	X	X
5321	Automotive equipment rental and leasing				
	All establishments	22	157	1 778	7 143
	Establishments with 1 to 4 employees	15	X	X	X
	Establishments with 5 to 9 employees	1	X	X	X
	Establishments with 10 to 19 employees	3	X	X	X
	Establishments with 20 to 49 employees	3	X	X	X
	Establishments with 50 to 99 employees	—	X	X	X
	Establishments with 100 to 249 employees	—	X	X	X
	Establishments with 250 to 499 employees	—	X	X	X
	Establishments with 500 to 999 employees	—	X	X	X
	Establishments with 1,000 employees or more	—	X	X	X
53212	Truck, utility trailer, and RV (recreational vehicle) rental and leasing				
	All establishments	13	107	1 332	5 310
	Establishments with 1 to 4 employees	9	X	X	X
	Establishments with 5 to 9 employees	—	X	X	X
	Establishments with 10 to 19 employees	2	X	X	X
	Establishments with 20 to 49 employees	2	X	X	X
	Establishments with 50 to 99 employees	—	X	X	X
	Establishments with 100 to 249 employees	—	X	X	X
	Establishments with 250 to 499 employees	—	X	X	X
	Establishments with 500 to 999 employees	—	X	X	X
	Establishments with 1,000 employees or more	—	X	X	X
532120	Truck, utility trailer, and RV (recreational vehicle) rental and leasing				
	All establishments	13	107	1 332	5 310
	Establishments with 1 to 4 employees	9	X	X	X
	Establishments with 5 to 9 employees	—	X	X	X
	Establishments with 10 to 19 employees	2	X	X	X
	Establishments with 20 to 49 employees	2	X	X	X
	Establishments with 50 to 99 employees	—	X	X	X
	Establishments with 100 to 249 employees	—	X	X	X
	Establishments with 250 to 499 employees	—	X	X	X
	Establishments with 500 to 999 employees	—	X	X	X
	Establishments with 1,000 employees or more	—	X	X	X
5322	Consumer goods rental				
	All establishments	45	461	2 716	10 739
	Establishments with 1 to 4 employees	8	X	X	X
	Establishments with 5 to 9 employees	19	X	X	X
	Establishments with 10 to 19 employees	17	X	X	X
	Establishments with 20 to 49 employees	—	X	X	X
	Establishments with 50 to 99 employees	1	X	X	X
	Establishments with 100 to 249 employees	—	X	X	X
	Establishments with 250 to 499 employees	—	X	X	X
	Establishments with 500 to 999 employees	—	X	X	X
	Establishments with 1,000 employees or more	—	X	X	X
53223	Video tape and disc rental				
	All establishments	24	230	737	2 904
	Establishments with 1 to 4 employees	3	X	X	X
	Establishments with 5 to 9 employees	9	X	X	X
	Establishments with 10 to 19 employees	12	X	X	X
	Establishments with 20 to 49 employees	—	X	X	X
	Establishments with 50 to 99 employees	—	X	X	X
	Establishments with 100 to 249 employees	—	X	X	X
	Establishments with 250 to 499 employees	—	X	X	X
	Establishments with 500 to 999 employees	—	X	X	X
	Establishments with 1,000 employees or more	—	X	X	X

See footnotes at end of table.

Table 5. Establishments, Employees, and Payroll by Industry and Employment Size of Establishments by County: 2004—Con.

[Excludes most government employees, railroad employees, and self-employed persons. Size class 1 to 4 employees includes establishments having payroll, but no employees, during mid-March pay period. For meaning of abbreviations and symbols, see introductory text. For explanation of terms, see Appendix A. For statement on reliability, see the note at the end of the table and Appendix C]

NAICS code	Geography, kind of business, and employment size class	Establishments (number)	Paid employees for pay period including March 12 (number)	First-quarter payroll (\$1,000)	Annual payroll (\$1,000)
	CAMDEN—Con.				
53	Real estate and rental and leasing—Con.				
532	Rental and leasing services—Con.				
5322	Consumer goods rental—Con.				
53223	Video tape and disc rental—Con.				
532230	Video tape and disc rental				
	All establishments	24	230	737	2 904
	Establishments with 1 to 4 employees	3	X	X	X
	Establishments with 5 to 9 employees	9	X	X	X
	Establishments with 10 to 19 employees	12	X	X	X
	Establishments with 20 to 49 employees	—	X	X	X
	Establishments with 50 to 99 employees	—	X	X	X
	Establishments with 100 to 249 employees	—	X	X	X
	Establishments with 250 to 499 employees	—	X	X	X
	Establishments with 500 to 999 employees	—	X	X	X
	Establishments with 1,000 employees or more	—	X	X	X
53229	Other consumer goods rental				
	All establishments	8	148	1 465	5 818
	Establishments with 1 to 4 employees	2	X	X	X
	Establishments with 5 to 9 employees	1	X	X	X
	Establishments with 10 to 19 employees	4	X	X	X
	Establishments with 20 to 49 employees	—	X	X	X
	Establishments with 50 to 99 employees	1	X	X	X
	Establishments with 100 to 249 employees	—	X	X	X
	Establishments with 250 to 499 employees	—	X	X	X
	Establishments with 500 to 999 employees	—	X	X	X
	Establishments with 1,000 employees or more	—	X	X	X
532291	Home health equipment rental				
	All establishments	3	116	1 333	5 107
	Establishments with 1 to 4 employees	—	X	X	X
	Establishments with 5 to 9 employees	—	X	X	X
	Establishments with 10 to 19 employees	2	X	X	X
	Establishments with 20 to 49 employees	—	X	X	X
	Establishments with 50 to 99 employees	1	X	X	X
	Establishments with 100 to 249 employees	—	X	X	X
	Establishments with 250 to 499 employees	—	X	X	X
	Establishments with 500 to 999 employees	—	X	X	X
	Establishments with 1,000 employees or more	—	X	X	X
5324	Commercial and industrial machinery and equipment rental and leasing				
	All establishments	29	625	7 957	31 600
	Establishments with 1 to 4 employees	12	X	X	X
	Establishments with 5 to 9 employees	3	X	X	X
	Establishments with 10 to 19 employees	5	X	X	X
	Establishments with 20 to 49 employees	6	X	X	X
	Establishments with 50 to 99 employees	2	X	X	X
	Establishments with 100 to 249 employees	1	X	X	X
	Establishments with 250 to 499 employees	—	X	X	X
	Establishments with 500 to 999 employees	—	X	X	X
	Establishments with 1,000 employees or more	—	X	X	X
53249	Other commercial and industrial machinery and equipment rental and leasing				
	All establishments	18	540	6 996	27 666
	Establishments with 1 to 4 employees	5	X	X	X
	Establishments with 5 to 9 employees	3	X	X	X
	Establishments with 10 to 19 employees	3	X	X	X
	Establishments with 20 to 49 employees	4	X	X	X
	Establishments with 50 to 99 employees	2	X	X	X
	Establishments with 100 to 249 employees	1	X	X	X
	Establishments with 250 to 499 employees	—	X	X	X
	Establishments with 500 to 999 employees	—	X	X	X
	Establishments with 1,000 employees or more	—	X	X	X
532490	Other commercial and industrial machinery and equipment rental and leasing				
	All establishments	18	540	6 996	27 666
	Establishments with 1 to 4 employees	5	X	X	X
	Establishments with 5 to 9 employees	3	X	X	X
	Establishments with 10 to 19 employees	3	X	X	X
	Establishments with 20 to 49 employees	4	X	X	X
	Establishments with 50 to 99 employees	2	X	X	X
	Establishments with 100 to 249 employees	1	X	X	X
	Establishments with 250 to 499 employees	—	X	X	X
	Establishments with 500 to 999 employees	—	X	X	X
	Establishments with 1,000 employees or more	—	X	X	X

See footnotes at end of table.

Table 5. Establishments, Employees, and Payroll by Industry and Employment Size of Establishments by County: 2004—Con.

[Excludes most government employees, railroad employees, and self-employed persons. Size class 1 to 4 employees includes establishments having payroll, but no employees, during mid-March pay period. For meaning of abbreviations and symbols, see introductory text. For explanation of terms, see Appendix A. For statement on reliability, see the note at the end of the table and Appendix C]

NAICS code	Geography, kind of business, and employment size class	Establishments (number)	Paid employees for pay period including March 12 (number)	First-quarter payroll (\$1,000)	Annual payroll (\$1,000)
	CAMDEN—Con.				
54	Professional, scientific, and technical services				
	All establishments	1 646	15 582	173 666	738 700
	Establishments with 1 to 4 employees	1 063	X	X	X
	Establishments with 5 to 9 employees	281	X	X	X
	Establishments with 10 to 19 employees	156	X	X	X
	Establishments with 20 to 49 employees	97	X	X	X
	Establishments with 50 to 99 employees	28	X	X	X
	Establishments with 100 to 249 employees	15	X	X	X
	Establishments with 250 to 499 employees	3	X	X	X
	Establishments with 500 to 999 employees	3	X	X	X
	Establishments with 1,000 employees or more	—	X	X	X
541	Professional, scientific, and technical services				
	All establishments	1 646	15 582	173 666	738 700
	Establishments with 1 to 4 employees	1 063	X	X	X
	Establishments with 5 to 9 employees	281	X	X	X
	Establishments with 10 to 19 employees	156	X	X	X
	Establishments with 20 to 49 employees	97	X	X	X
	Establishments with 50 to 99 employees	28	X	X	X
	Establishments with 100 to 249 employees	15	X	X	X
	Establishments with 250 to 499 employees	3	X	X	X
	Establishments with 500 to 999 employees	3	X	X	X
	Establishments with 1,000 employees or more	—	X	X	X
5411	Legal services				
	All establishments	550	4 056	49 217	232 186
	Establishments with 1 to 4 employees	347	X	X	X
	Establishments with 5 to 9 employees	106	X	X	X
	Establishments with 10 to 19 employees	56	X	X	X
	Establishments with 20 to 49 employees	31	X	X	X
	Establishments with 50 to 99 employees	7	X	X	X
	Establishments with 100 to 249 employees	3	X	X	X
	Establishments with 250 to 499 employees	—	X	X	X
	Establishments with 500 to 999 employees	—	X	X	X
	Establishments with 1,000 employees or more	—	X	X	X
54111	Offices of lawyers				
	All establishments	517	3 580	45 749	216 747
	Establishments with 1 to 4 employees	333	X	X	X
	Establishments with 5 to 9 employees	99	X	X	X
	Establishments with 10 to 19 employees	50	X	X	X
	Establishments with 20 to 49 employees	26	X	X	X
	Establishments with 50 to 99 employees	7	X	X	X
	Establishments with 100 to 249 employees	2	X	X	X
	Establishments with 250 to 499 employees	—	X	X	X
	Establishments with 500 to 999 employees	—	X	X	X
	Establishments with 1,000 employees or more	—	X	X	X
541110	Offices of lawyers				
	All establishments	517	3 580	45 749	216 747
	Establishments with 1 to 4 employees	333	X	X	X
	Establishments with 5 to 9 employees	99	X	X	X
	Establishments with 10 to 19 employees	50	X	X	X
	Establishments with 20 to 49 employees	26	X	X	X
	Establishments with 50 to 99 employees	7	X	X	X
	Establishments with 100 to 249 employees	2	X	X	X
	Establishments with 250 to 499 employees	—	X	X	X
	Establishments with 500 to 999 employees	—	X	X	X
	Establishments with 1,000 employees or more	—	X	X	X
54119	Other legal services				
	All establishments	33	476	3 468	15 439
	Establishments with 1 to 4 employees	14	X	X	X
	Establishments with 5 to 9 employees	7	X	X	X
	Establishments with 10 to 19 employees	6	X	X	X
	Establishments with 20 to 49 employees	5	X	X	X
	Establishments with 50 to 99 employees	—	X	X	X
	Establishments with 100 to 249 employees	1	X	X	X
	Establishments with 250 to 499 employees	—	X	X	X
	Establishments with 500 to 999 employees	—	X	X	X
	Establishments with 1,000 employees or more	—	X	X	X
541191	Title abstract and settlement offices				
	All establishments	32	e	D	D
	Establishments with 1 to 4 employees	13	X	X	X
	Establishments with 5 to 9 employees	7	X	X	X
	Establishments with 10 to 19 employees	6	X	X	X
	Establishments with 20 to 49 employees	5	X	X	X
	Establishments with 50 to 99 employees	—	X	X	X
	Establishments with 100 to 249 employees	1	X	X	X
	Establishments with 250 to 499 employees	—	X	X	X
	Establishments with 500 to 999 employees	—	X	X	X
	Establishments with 1,000 employees or more	—	X	X	X

See footnotes at end of table.

Table 5. Establishments, Employees, and Payroll by Industry and Employment Size of Establishments by County: 2004—Con.

[Excludes most government employees, railroad employees, and self-employed persons. Size class 1 to 4 employees includes establishments having payroll, but no employees, during mid-March pay period. For meaning of abbreviations and symbols, see introductory text. For explanation of terms, see Appendix A. For statement on reliability, see the note at the end of the table and Appendix C]

NAICS code	Geography, kind of business, and employment size class	Establishments (number)	Paid employees for pay period including March 12 (number)	First-quarter payroll (\$1,000)	Annual payroll (\$1,000)
	CAMDEN—Con.				
54	Professional, scientific, and technical services—Con.				
541	Professional, scientific, and technical services—Con.				
5412	Accounting, tax preparation, bookkeeping, and payroll services				
	All establishments	194	1 648	12 078	55 628
	Establishments with 1 to 4 employees	112	X	X	X
	Establishments with 5 to 9 employees	37	X	X	X
	Establishments with 10 to 19 employees	25	X	X	X
	Establishments with 20 to 49 employees	14	X	X	X
	Establishments with 50 to 99 employees	5	X	X	X
	Establishments with 100 to 249 employees	1	X	X	X
	Establishments with 250 to 499 employees	—	X	X	X
	Establishments with 500 to 999 employees	—	X	X	X
	Establishments with 1,000 employees or more	—	X	X	X
54121	Accounting, tax preparation, bookkeeping, and payroll services				
	All establishments	194	1 648	12 078	55 628
	Establishments with 1 to 4 employees	112	X	X	X
	Establishments with 5 to 9 employees	37	X	X	X
	Establishments with 10 to 19 employees	25	X	X	X
	Establishments with 20 to 49 employees	14	X	X	X
	Establishments with 50 to 99 employees	5	X	X	X
	Establishments with 100 to 249 employees	1	X	X	X
	Establishments with 250 to 499 employees	—	X	X	X
	Establishments with 500 to 999 employees	—	X	X	X
	Establishments with 1,000 employees or more	—	X	X	X
541211	Offices of certified public accountants				
	All establishments	96	639	6 593	31 943
	Establishments with 1 to 4 employees	59	X	X	X
	Establishments with 5 to 9 employees	16	X	X	X
	Establishments with 10 to 19 employees	17	X	X	X
	Establishments with 20 to 49 employees	2	X	X	X
	Establishments with 50 to 99 employees	2	X	X	X
	Establishments with 100 to 249 employees	—	X	X	X
	Establishments with 250 to 499 employees	—	X	X	X
	Establishments with 500 to 999 employees	—	X	X	X
	Establishments with 1,000 employees or more	—	X	X	X
541213	Tax preparation services				
	All establishments	25	253	728	1 736
	Establishments with 1 to 4 employees	14	X	X	X
	Establishments with 5 to 9 employees	—	X	X	X
	Establishments with 10 to 19 employees	5	X	X	X
	Establishments with 20 to 49 employees	6	X	X	X
	Establishments with 50 to 99 employees	—	X	X	X
	Establishments with 100 to 249 employees	—	X	X	X
	Establishments with 250 to 499 employees	—	X	X	X
	Establishments with 500 to 999 employees	—	X	X	X
	Establishments with 1,000 employees or more	—	X	X	X
541214	Payroll services				
	All establishments	10	299	1 516	6 945
	Establishments with 1 to 4 employees	2	X	X	X
	Establishments with 5 to 9 employees	2	X	X	X
	Establishments with 10 to 19 employees	—	X	X	X
	Establishments with 20 to 49 employees	4	X	X	X
	Establishments with 50 to 99 employees	1	X	X	X
	Establishments with 100 to 249 employees	1	X	X	X
	Establishments with 250 to 499 employees	—	X	X	X
	Establishments with 500 to 999 employees	—	X	X	X
	Establishments with 1,000 employees or more	—	X	X	X
541219	Other accounting services				
	All establishments	63	457	3 241	15 004
	Establishments with 1 to 4 employees	37	X	X	X
	Establishments with 5 to 9 employees	19	X	X	X
	Establishments with 10 to 19 employees	3	X	X	X
	Establishments with 20 to 49 employees	2	X	X	X
	Establishments with 50 to 99 employees	2	X	X	X
	Establishments with 100 to 249 employees	—	X	X	X
	Establishments with 250 to 499 employees	—	X	X	X
	Establishments with 500 to 999 employees	—	X	X	X
	Establishments with 1,000 employees or more	—	X	X	X
5413	Architectural, engineering, and related services				
	All establishments	201	2 208	30 333	137 379
	Establishments with 1 to 4 employees	110	X	X	X
	Establishments with 5 to 9 employees	37	X	X	X
	Establishments with 10 to 19 employees	23	X	X	X
	Establishments with 20 to 49 employees	21	X	X	X
	Establishments with 50 to 99 employees	7	X	X	X
	Establishments with 100 to 249 employees	3	X	X	X
	Establishments with 250 to 499 employees	—	X	X	X
	Establishments with 500 to 999 employees	—	X	X	X
	Establishments with 1,000 employees or more	—	X	X	X

See footnotes at end of table.

Table 5. Establishments, Employees, and Payroll by Industry and Employment Size of Establishments by County: 2004—Con.

[Excludes most government employees, railroad employees, and self-employed persons. Size class 1 to 4 employees includes establishments having payroll, but no employees, during mid-March pay period. For meaning of abbreviations and symbols, see introductory text. For explanation of terms, see Appendix A. For statement on reliability, see the note at the end of the table and Appendix C]

NAICS code	Geography, kind of business, and employment size class	Establishments (number)	Paid employees for pay period including March 12 (number)	First-quarter payroll (\$1,000)	Annual payroll (\$1,000)
	CAMDEN—Con.				
54	Professional, scientific, and technical services—Con.				
541	Professional, scientific, and technical services—Con.				
5413	Architectural, engineering, and related services—Con.				
54131	Architectural services				
	All establishments	43	371	4 189	22 148
	Establishments with 1 to 4 employees	21	X	X	X
	Establishments with 5 to 9 employees	7	X	X	X
	Establishments with 10 to 19 employees	9	X	X	X
	Establishments with 20 to 49 employees	5	X	X	X
	Establishments with 50 to 99 employees	1	X	X	X
	Establishments with 100 to 249 employees	—	X	X	X
	Establishments with 250 to 499 employees	—	X	X	X
	Establishments with 500 to 999 employees	—	X	X	X
	Establishments with 1,000 employees or more	—	X	X	X
541310	Architectural services				
	All establishments	43	371	4 189	22 148
	Establishments with 1 to 4 employees	21	X	X	X
	Establishments with 5 to 9 employees	7	X	X	X
	Establishments with 10 to 19 employees	9	X	X	X
	Establishments with 20 to 49 employees	5	X	X	X
	Establishments with 50 to 99 employees	1	X	X	X
	Establishments with 100 to 249 employees	—	X	X	X
	Establishments with 250 to 499 employees	—	X	X	X
	Establishments with 500 to 999 employees	—	X	X	X
	Establishments with 1,000 employees or more	—	X	X	X
54133	Engineering services				
	All establishments	103	1 286	20 173	89 519
	Establishments with 1 to 4 employees	53	X	X	X
	Establishments with 5 to 9 employees	21	X	X	X
	Establishments with 10 to 19 employees	9	X	X	X
	Establishments with 20 to 49 employees	14	X	X	X
	Establishments with 50 to 99 employees	4	X	X	X
	Establishments with 100 to 249 employees	2	X	X	X
	Establishments with 250 to 499 employees	—	X	X	X
	Establishments with 500 to 999 employees	—	X	X	X
	Establishments with 1,000 employees or more	—	X	X	X
541330	Engineering services				
	All establishments	103	1 286	20 173	89 519
	Establishments with 1 to 4 employees	53	X	X	X
	Establishments with 5 to 9 employees	21	X	X	X
	Establishments with 10 to 19 employees	9	X	X	X
	Establishments with 20 to 49 employees	14	X	X	X
	Establishments with 50 to 99 employees	4	X	X	X
	Establishments with 100 to 249 employees	2	X	X	X
	Establishments with 250 to 499 employees	—	X	X	X
	Establishments with 500 to 999 employees	—	X	X	X
	Establishments with 1,000 employees or more	—	X	X	X
54137	Surveying and mapping (except geophysical) services				
	All establishments	8	164	1 549	5 925
	Establishments with 1 to 4 employees	4	X	X	X
	Establishments with 5 to 9 employees	1	X	X	X
	Establishments with 10 to 19 employees	1	X	X	X
	Establishments with 20 to 49 employees	1	X	X	X
	Establishments with 50 to 99 employees	1	X	X	X
	Establishments with 100 to 249 employees	—	X	X	X
	Establishments with 250 to 499 employees	—	X	X	X
	Establishments with 500 to 999 employees	—	X	X	X
	Establishments with 1,000 employees or more	—	X	X	X
541370	Surveying and mapping (except geophysical) services				
	All establishments	8	164	1 549	5 925
	Establishments with 1 to 4 employees	4	X	X	X
	Establishments with 5 to 9 employees	1	X	X	X
	Establishments with 10 to 19 employees	1	X	X	X
	Establishments with 20 to 49 employees	1	X	X	X
	Establishments with 50 to 99 employees	1	X	X	X
	Establishments with 100 to 249 employees	—	X	X	X
	Establishments with 250 to 499 employees	—	X	X	X
	Establishments with 500 to 999 employees	—	X	X	X
	Establishments with 1,000 employees or more	—	X	X	X
54138	Testing laboratories				
	All establishments	16	318	3 897	16 026
	Establishments with 1 to 4 employees	7	X	X	X
	Establishments with 5 to 9 employees	3	X	X	X
	Establishments with 10 to 19 employees	3	X	X	X
	Establishments with 20 to 49 employees	1	X	X	X
	Establishments with 50 to 99 employees	1	X	X	X
	Establishments with 100 to 249 employees	1	X	X	X
	Establishments with 250 to 499 employees	—	X	X	X
	Establishments with 500 to 999 employees	—	X	X	X
	Establishments with 1,000 employees or more	—	X	X	X

See footnotes at end of table.

Table 5. Establishments, Employees, and Payroll by Industry and Employment Size of Establishments by County: 2004—Con.

[Excludes most government employees, railroad employees, and self-employed persons. Size class 1 to 4 employees includes establishments having payroll, but no employees, during mid-March pay period. For meaning of abbreviations and symbols, see introductory text. For explanation of terms, see Appendix A. For statement on reliability, see the note at the end of the table and Appendix C]

NAICS code	Geography, kind of business, and employment size class	Establishments (number)	Paid employees for pay period including March 12 (number)	First-quarter payroll (\$1,000)	Annual payroll (\$1,000)
CAMDEN—Con.					
54	Professional, scientific, and technical services—Con.				
541	Professional, scientific, and technical services—Con.				
5413	Architectural, engineering, and related services—Con.				
54138	Testing laboratories—Con.				
541380	Testing laboratories				
	All establishments	16	318	3 897	16 026
	Establishments with 1 to 4 employees	7	X	X	X
	Establishments with 5 to 9 employees	3	X	X	X
	Establishments with 10 to 19 employees	3	X	X	X
	Establishments with 20 to 49 employees	1	X	X	X
	Establishments with 50 to 99 employees	1	X	X	X
	Establishments with 100 to 249 employees	1	X	X	X
	Establishments with 250 to 499 employees	—	X	X	X
	Establishments with 500 to 999 employees	—	X	X	X
	Establishments with 1,000 employees or more	—	X	X	X
5414	Specialized design services				
	All establishments	51	192	1 982	7 800
	Establishments with 1 to 4 employees	40	X	X	X
	Establishments with 5 to 9 employees	6	X	X	X
	Establishments with 10 to 19 employees	4	X	X	X
	Establishments with 20 to 49 employees	1	X	X	X
	Establishments with 50 to 99 employees	—	X	X	X
	Establishments with 100 to 249 employees	—	X	X	X
	Establishments with 250 to 499 employees	—	X	X	X
	Establishments with 500 to 999 employees	—	X	X	X
	Establishments with 1,000 employees or more	—	X	X	X
54143	Graphic design services				
	All establishments	29	132	1 284	5 219
	Establishments with 1 to 4 employees	21	X	X	X
	Establishments with 5 to 9 employees	4	X	X	X
	Establishments with 10 to 19 employees	3	X	X	X
	Establishments with 20 to 49 employees	1	X	X	X
	Establishments with 50 to 99 employees	—	X	X	X
	Establishments with 100 to 249 employees	—	X	X	X
	Establishments with 250 to 499 employees	—	X	X	X
	Establishments with 500 to 999 employees	—	X	X	X
	Establishments with 1,000 employees or more	—	X	X	X
541430	Graphic design services				
	All establishments	29	132	1 284	5 219
	Establishments with 1 to 4 employees	21	X	X	X
	Establishments with 5 to 9 employees	4	X	X	X
	Establishments with 10 to 19 employees	3	X	X	X
	Establishments with 20 to 49 employees	1	X	X	X
	Establishments with 50 to 99 employees	—	X	X	X
	Establishments with 100 to 249 employees	—	X	X	X
	Establishments with 250 to 499 employees	—	X	X	X
	Establishments with 500 to 999 employees	—	X	X	X
	Establishments with 1,000 employees or more	—	X	X	X
5415	Computer systems design and related services				
	All establishments	198	1 424	24 208	102 324
	Establishments with 1 to 4 employees	146	X	X	X
	Establishments with 5 to 9 employees	24	X	X	X
	Establishments with 10 to 19 employees	12	X	X	X
	Establishments with 20 to 49 employees	10	X	X	X
	Establishments with 50 to 99 employees	4	X	X	X
	Establishments with 100 to 249 employees	1	X	X	X
	Establishments with 250 to 499 employees	1	X	X	X
	Establishments with 500 to 999 employees	—	X	X	X
	Establishments with 1,000 employees or more	—	X	X	X
54151	Computer systems design and related services				
	All establishments	198	1 424	24 208	102 324
	Establishments with 1 to 4 employees	146	X	X	X
	Establishments with 5 to 9 employees	24	X	X	X
	Establishments with 10 to 19 employees	12	X	X	X
	Establishments with 20 to 49 employees	10	X	X	X
	Establishments with 50 to 99 employees	4	X	X	X
	Establishments with 100 to 249 employees	1	X	X	X
	Establishments with 250 to 499 employees	1	X	X	X
	Establishments with 500 to 999 employees	—	X	X	X
	Establishments with 1,000 employees or more	—	X	X	X
541511	Custom computer programming services				
	All establishments	82	453	6 524	28 666
	Establishments with 1 to 4 employees	61	X	X	X
	Establishments with 5 to 9 employees	11	X	X	X
	Establishments with 10 to 19 employees	4	X	X	X
	Establishments with 20 to 49 employees	3	X	X	X
	Establishments with 50 to 99 employees	3	X	X	X
	Establishments with 100 to 249 employees	—	X	X	X
	Establishments with 250 to 499 employees	—	X	X	X
	Establishments with 500 to 999 employees	—	X	X	X
	Establishments with 1,000 employees or more	—	X	X	X

See footnotes at end of table.

Table 5. Establishments, Employees, and Payroll by Industry and Employment Size of Establishments by County: 2004—Con.

[Excludes most government employees, railroad employees, and self-employed persons. Size class 1 to 4 employees includes establishments having payroll, but no employees, during mid-March pay period. For meaning of abbreviations and symbols, see introductory text. For explanation of terms, see Appendix A. For statement on reliability, see the note at the end of the table and Appendix C]

NAICS code	Geography, kind of business, and employment size class	Establishments (number)	Paid employees for pay period including March 12 (number)	First-quarter payroll (\$1,000)	Annual payroll (\$1,000)
	CAMDEN—Con.				
54	Professional, scientific, and technical services—Con.				
541	Professional, scientific, and technical services—Con.				
5415	Computer systems design and related services—Con.				
54151	Computer systems design and related services—Con.				
541512	Computer systems design services				
	All establishments	84	708	13 037	51 217
	Establishments with 1 to 4 employees	62	X	X	X
	Establishments with 5 to 9 employees	10	X	X	X
	Establishments with 10 to 19 employees	5	X	X	X
	Establishments with 20 to 49 employees	5	X	X	X
	Establishments with 50 to 99 employees	1	X	X	X
	Establishments with 100 to 249 employees	—	X	X	X
	Establishments with 250 to 499 employees	1	X	X	X
	Establishments with 500 to 999 employees	—	X	X	X
	Establishments with 1,000 employees or more	—	X	X	X
541519	Other computer related services				
	All establishments	24	184	3 565	18 156
	Establishments with 1 to 4 employees	19	X	X	X
	Establishments with 5 to 9 employees	2	X	X	X
	Establishments with 10 to 19 employees	1	X	X	X
	Establishments with 20 to 49 employees	1	X	X	X
	Establishments with 50 to 99 employees	—	X	X	X
	Establishments with 100 to 249 employees	1	X	X	X
	Establishments with 250 to 499 employees	—	X	X	X
	Establishments with 500 to 999 employees	—	X	X	X
	Establishments with 1,000 employees or more	—	X	X	X
5416	Management, scientific, and technical consulting services				
	All establishments	222	2 448	33 644	102 898
	Establishments with 1 to 4 employees	166	X	X	X
	Establishments with 5 to 9 employees	31	X	X	X
	Establishments with 10 to 19 employees	15	X	X	X
	Establishments with 20 to 49 employees	4	X	X	X
	Establishments with 50 to 99 employees	2	X	X	X
	Establishments with 100 to 249 employees	1	X	X	X
	Establishments with 250 to 499 employees	2	X	X	X
	Establishments with 500 to 999 employees	1	X	X	X
	Establishments with 1,000 employees or more	—	X	X	X
54161	Management consulting services				
	All establishments	188	2 338	32 522	97 817
	Establishments with 1 to 4 employees	139	X	X	X
	Establishments with 5 to 9 employees	28	X	X	X
	Establishments with 10 to 19 employees	11	X	X	X
	Establishments with 20 to 49 employees	4	X	X	X
	Establishments with 50 to 99 employees	2	X	X	X
	Establishments with 100 to 249 employees	1	X	X	X
	Establishments with 250 to 499 employees	2	X	X	X
	Establishments with 500 to 999 employees	1	X	X	X
	Establishments with 1,000 employees or more	—	X	X	X
541611	Administrative management and general management consulting services				
	All establishments	83	1 080	9 494	41 601
	Establishments with 1 to 4 employees	61	X	X	X
	Establishments with 5 to 9 employees	12	X	X	X
	Establishments with 10 to 19 employees	4	X	X	X
	Establishments with 20 to 49 employees	2	X	X	X
	Establishments with 50 to 99 employees	1	X	X	X
	Establishments with 100 to 249 employees	1	X	X	X
	Establishments with 250 to 499 employees	2	X	X	X
	Establishments with 500 to 999 employees	—	X	X	X
	Establishments with 1,000 employees or more	—	X	X	X
541612	Human resources and executive search consulting services				
	All establishments	35	1 024	21 206	47 329
	Establishments with 1 to 4 employees	23	X	X	X
	Establishments with 5 to 9 employees	6	X	X	X
	Establishments with 10 to 19 employees	3	X	X	X
	Establishments with 20 to 49 employees	1	X	X	X
	Establishments with 50 to 99 employees	1	X	X	X
	Establishments with 100 to 249 employees	—	X	X	X
	Establishments with 250 to 499 employees	—	X	X	X
	Establishments with 500 to 999 employees	1	X	X	X
	Establishments with 1,000 employees or more	—	X	X	X
541613	Marketing consulting services				
	All establishments	54	199	1 465	7 146
	Establishments with 1 to 4 employees	40	X	X	X
	Establishments with 5 to 9 employees	9	X	X	X
	Establishments with 10 to 19 employees	4	X	X	X
	Establishments with 20 to 49 employees	1	X	X	X
	Establishments with 50 to 99 employees	—	X	X	X
	Establishments with 100 to 249 employees	—	X	X	X
	Establishments with 250 to 499 employees	—	X	X	X

See footnotes at end of table.

Table 5. Establishments, Employees, and Payroll by Industry and Employment Size of Establishments by County: 2004—Con.

[Excludes most government employees, railroad employees, and self-employed persons. Size class 1 to 4 employees includes establishments having payroll, but no employees, during mid-March pay period. For meaning of abbreviations and symbols, see introductory text. For explanation of terms, see Appendix A. For statement on reliability, see the note at the end of the table and Appendix C]

NAICS code	Geography, kind of business, and employment size class	Establishments (number)	Paid employees for pay period including March 12 (number)	First-quarter payroll (\$1,000)	Annual payroll (\$1,000)
	CAMDEN—Con.				
54	Professional, scientific, and technical services—Con.				
541	Professional, scientific, and technical services—Con.				
5416	Management, scientific, and technical consulting services—Con.				
54161	Management consulting services—Con.				
541613	Marketing consulting services—Con.				
	All establishments—Con.				
	Establishments with 500 to 999 employees	—	X	X	X
	Establishments with 1,000 employees or more	—	X	X	X
5417	Scientific research and development services				
	All establishments	16	249	2 862	12 444
	Establishments with 1 to 4 employees	8	X	X	X
	Establishments with 5 to 9 employees	3	X	X	X
	Establishments with 10 to 19 employees	1	X	X	X
	Establishments with 20 to 49 employees	3	X	X	X
	Establishments with 50 to 99 employees	—	X	X	X
	Establishments with 100 to 249 employees	1	X	X	X
	Establishments with 250 to 499 employees	—	X	X	X
	Establishments with 500 to 999 employees	—	X	X	X
	Establishments with 1,000 employees or more	—	X	X	X
54171	Research and development in the physical, engineering, and life sciences				
	All establishments	15	c	D	D
	Establishments with 1 to 4 employees	8	X	X	X
	Establishments with 5 to 9 employees	3	X	X	X
	Establishments with 10 to 19 employees	—	X	X	X
	Establishments with 20 to 49 employees	3	X	X	X
	Establishments with 50 to 99 employees	—	X	X	X
	Establishments with 100 to 249 employees	1	X	X	X
	Establishments with 250 to 499 employees	—	X	X	X
	Establishments with 500 to 999 employees	—	X	X	X
	Establishments with 1,000 employees or more	—	X	X	X
541710	Research and development in the physical, engineering, and life sciences				
	All establishments	15	c	D	D
	Establishments with 1 to 4 employees	8	X	X	X
	Establishments with 5 to 9 employees	3	X	X	X
	Establishments with 10 to 19 employees	—	X	X	X
	Establishments with 20 to 49 employees	3	X	X	X
	Establishments with 50 to 99 employees	—	X	X	X
	Establishments with 100 to 249 employees	1	X	X	X
	Establishments with 250 to 499 employees	—	X	X	X
	Establishments with 500 to 999 employees	—	X	X	X
	Establishments with 1,000 employees or more	—	X	X	X
5418	Advertising and related services				
	All establishments	77	1 745	11 057	46 362
	Establishments with 1 to 4 employees	45	X	X	X
	Establishments with 5 to 9 employees	13	X	X	X
	Establishments with 10 to 19 employees	7	X	X	X
	Establishments with 20 to 49 employees	7	X	X	X
	Establishments with 50 to 99 employees	1	X	X	X
	Establishments with 100 to 249 employees	3	X	X	X
	Establishments with 250 to 499 employees	—	X	X	X
	Establishments with 500 to 999 employees	1	X	X	X
	Establishments with 1,000 employees or more	—	X	X	X
54181	Advertising agencies				
	All establishments	24	255	3 261	14 600
	Establishments with 1 to 4 employees	14	X	X	X
	Establishments with 5 to 9 employees	5	X	X	X
	Establishments with 10 to 19 employees	3	X	X	X
	Establishments with 20 to 49 employees	—	X	X	X
	Establishments with 50 to 99 employees	1	X	X	X
	Establishments with 100 to 249 employees	1	X	X	X
	Establishments with 250 to 499 employees	—	X	X	X
	Establishments with 500 to 999 employees	—	X	X	X
	Establishments with 1,000 employees or more	—	X	X	X
541810	Advertising agencies				
	All establishments	24	255	3 261	14 600
	Establishments with 1 to 4 employees	14	X	X	X
	Establishments with 5 to 9 employees	5	X	X	X
	Establishments with 10 to 19 employees	3	X	X	X
	Establishments with 20 to 49 employees	—	X	X	X
	Establishments with 50 to 99 employees	1	X	X	X
	Establishments with 100 to 249 employees	1	X	X	X
	Establishments with 250 to 499 employees	—	X	X	X
	Establishments with 500 to 999 employees	—	X	X	X
	Establishments with 1,000 employees or more	—	X	X	X

See footnotes at end of table.

Table 5. Establishments, Employees, and Payroll by Industry and Employment Size of Establishments by County: 2004—Con.

[Excludes most government employees, railroad employees, and self-employed persons. Size class 1 to 4 employees includes establishments having payroll, but no employees, during mid-March pay period. For meaning of abbreviations and symbols, see introductory text. For explanation of terms, see Appendix A. For statement on reliability, see the note at the end of the table and Appendix C]

NAICS code	Geography, kind of business, and employment size class	Establishments (number)	Paid employees for pay period including March 12 (number)	First-quarter payroll (\$1,000)	Annual payroll (\$1,000)
	CAMDEN—Con.				
54	Professional, scientific, and technical services—Con.				
541	Professional, scientific, and technical services—Con.				
5418	Advertising and related services—Con.				
54186	Direct mail advertising				
	All establishments	10	358	2 797	11 179
	Establishments with 1 to 4 employees	3	X	X	X
	Establishments with 5 to 9 employees	1	X	X	X
	Establishments with 10 to 19 employees	1	X	X	X
	Establishments with 20 to 49 employees	4	X	X	X
	Establishments with 50 to 99 employees	—	X	X	X
	Establishments with 100 to 249 employees	1	X	X	X
	Establishments with 250 to 499 employees	—	X	X	X
	Establishments with 500 to 999 employees	—	X	X	X
	Establishments with 1,000 employees or more	—	X	X	X
541860	Direct mail advertising				
	All establishments	10	358	2 797	11 179
	Establishments with 1 to 4 employees	3	X	X	X
	Establishments with 5 to 9 employees	1	X	X	X
	Establishments with 10 to 19 employees	1	X	X	X
	Establishments with 20 to 49 employees	4	X	X	X
	Establishments with 50 to 99 employees	—	X	X	X
	Establishments with 100 to 249 employees	1	X	X	X
	Establishments with 250 to 499 employees	—	X	X	X
	Establishments with 500 to 999 employees	—	X	X	X
	Establishments with 1,000 employees or more	—	X	X	X
54187	Advertising material distribution services				
	All establishments	5	f	D	D
	Establishments with 1 to 4 employees	4	X	X	X
	Establishments with 5 to 9 employees	—	X	X	X
	Establishments with 10 to 19 employees	—	X	X	X
	Establishments with 20 to 49 employees	—	X	X	X
	Establishments with 50 to 99 employees	—	X	X	X
	Establishments with 100 to 249 employees	—	X	X	X
	Establishments with 250 to 499 employees	—	X	X	X
	Establishments with 500 to 999 employees	1	X	X	X
	Establishments with 1,000 employees or more	—	X	X	X
541870	Advertising material distribution services				
	All establishments	5	f	D	D
	Establishments with 1 to 4 employees	4	X	X	X
	Establishments with 5 to 9 employees	—	X	X	X
	Establishments with 10 to 19 employees	—	X	X	X
	Establishments with 20 to 49 employees	—	X	X	X
	Establishments with 50 to 99 employees	—	X	X	X
	Establishments with 100 to 249 employees	—	X	X	X
	Establishments with 250 to 499 employees	—	X	X	X
	Establishments with 500 to 999 employees	1	X	X	X
	Establishments with 1,000 employees or more	—	X	X	X
54189	Other services related to advertising				
	All establishments	19	284	1 577	6 933
	Establishments with 1 to 4 employees	13	X	X	X
	Establishments with 5 to 9 employees	3	X	X	X
	Establishments with 10 to 19 employees	—	X	X	X
	Establishments with 20 to 49 employees	2	X	X	X
	Establishments with 50 to 99 employees	—	X	X	X
	Establishments with 100 to 249 employees	1	X	X	X
	Establishments with 250 to 499 employees	—	X	X	X
	Establishments with 500 to 999 employees	—	X	X	X
	Establishments with 1,000 employees or more	—	X	X	X
541890	Other services related to advertising				
	All establishments	19	284	1 577	6 933
	Establishments with 1 to 4 employees	13	X	X	X
	Establishments with 5 to 9 employees	3	X	X	X
	Establishments with 10 to 19 employees	—	X	X	X
	Establishments with 20 to 49 employees	2	X	X	X
	Establishments with 50 to 99 employees	—	X	X	X
	Establishments with 100 to 249 employees	1	X	X	X
	Establishments with 250 to 499 employees	—	X	X	X
	Establishments with 500 to 999 employees	—	X	X	X
	Establishments with 1,000 employees or more	—	X	X	X
5419	Other professional, scientific, and technical services				
	All establishments	137	1 612	8 285	41 679
	Establishments with 1 to 4 employees	89	X	X	X
	Establishments with 5 to 9 employees	24	X	X	X
	Establishments with 10 to 19 employees	13	X	X	X
	Establishments with 20 to 49 employees	6	X	X	X
	Establishments with 50 to 99 employees	2	X	X	X
	Establishments with 100 to 249 employees	2	X	X	X
	Establishments with 250 to 499 employees	—	X	X	X
	Establishments with 500 to 999 employees	1	X	X	X
	Establishments with 1,000 employees or more	—	X	X	X

See footnotes at end of table.

Table 5. Establishments, Employees, and Payroll by Industry and Employment Size of Establishments by County: 2004—Con.

[Excludes most government employees, railroad employees, and self-employed persons. Size class 1 to 4 employees includes establishments having payroll, but no employees, during mid-March pay period. For meaning of abbreviations and symbols, see introductory text. For explanation of terms, see Appendix A. For statement on reliability, see the note at the end of the table and Appendix C]

NAICS code	Geography, kind of business, and employment size class	Establishments (number)	Paid employees for pay period including March 12 (number)	First-quarter payroll (\$1,000)	Annual payroll (\$1,000)
	CAMDEN—Con.				
54	Professional, scientific, and technical services—Con.				
541	Professional, scientific, and technical services—Con.				
5419	Other professional, scientific, and technical services—Con.				
54191	Marketing research and public opinion polling				
	All establishments	10	284	2 227	10 327
	Establishments with 1 to 4 employees	5	X	X	X
	Establishments with 5 to 9 employees	—	X	X	X
	Establishments with 10 to 19 employees	2	X	X	X
	Establishments with 20 to 49 employees	1	X	X	X
	Establishments with 50 to 99 employees	1	X	X	X
	Establishments with 100 to 249 employees	1	X	X	X
	Establishments with 250 to 499 employees	—	X	X	X
	Establishments with 500 to 999 employees	—	X	X	X
	Establishments with 1,000 employees or more	—	X	X	X
541910	Marketing research and public opinion polling				
	All establishments	10	284	2 227	10 327
	Establishments with 1 to 4 employees	5	X	X	X
	Establishments with 5 to 9 employees	—	X	X	X
	Establishments with 10 to 19 employees	2	X	X	X
	Establishments with 20 to 49 employees	1	X	X	X
	Establishments with 50 to 99 employees	1	X	X	X
	Establishments with 100 to 249 employees	1	X	X	X
	Establishments with 250 to 499 employees	—	X	X	X
	Establishments with 500 to 999 employees	—	X	X	X
	Establishments with 1,000 employees or more	—	X	X	X
54192	Photographic services				
	All establishments	39	694	955	9 322
	Establishments with 1 to 4 employees	31	X	X	X
	Establishments with 5 to 9 employees	6	X	X	X
	Establishments with 10 to 19 employees	1	X	X	X
	Establishments with 20 to 49 employees	—	X	X	X
	Establishments with 50 to 99 employees	—	X	X	X
	Establishments with 100 to 249 employees	—	X	X	X
	Establishments with 250 to 499 employees	—	X	X	X
	Establishments with 500 to 999 employees	1	X	X	X
	Establishments with 1,000 employees or more	—	X	X	X
541921	Photography studios, portrait				
	All establishments	33	685	914	9 119
	Establishments with 1 to 4 employees	25	X	X	X
	Establishments with 5 to 9 employees	6	X	X	X
	Establishments with 10 to 19 employees	1	X	X	X
	Establishments with 20 to 49 employees	—	X	X	X
	Establishments with 50 to 99 employees	—	X	X	X
	Establishments with 100 to 249 employees	—	X	X	X
	Establishments with 250 to 499 employees	—	X	X	X
	Establishments with 500 to 999 employees	1	X	X	X
	Establishments with 1,000 employees or more	—	X	X	X
54194	Veterinary services				
	All establishments	30	340	2 124	9 740
	Establishments with 1 to 4 employees	9	X	X	X
	Establishments with 5 to 9 employees	8	X	X	X
	Establishments with 10 to 19 employees	8	X	X	X
	Establishments with 20 to 49 employees	4	X	X	X
	Establishments with 50 to 99 employees	1	X	X	X
	Establishments with 100 to 249 employees	—	X	X	X
	Establishments with 250 to 499 employees	—	X	X	X
	Establishments with 500 to 999 employees	—	X	X	X
	Establishments with 1,000 employees or more	—	X	X	X
541940	Veterinary services				
	All establishments	30	340	2 124	9 740
	Establishments with 1 to 4 employees	9	X	X	X
	Establishments with 5 to 9 employees	8	X	X	X
	Establishments with 10 to 19 employees	8	X	X	X
	Establishments with 20 to 49 employees	4	X	X	X
	Establishments with 50 to 99 employees	1	X	X	X
	Establishments with 100 to 249 employees	—	X	X	X
	Establishments with 250 to 499 employees	—	X	X	X
	Establishments with 500 to 999 employees	—	X	X	X
	Establishments with 1,000 employees or more	—	X	X	X
54199	All other professional, scientific, and technical services				
	All establishments	53	270	2 766	11 344
	Establishments with 1 to 4 employees	41	X	X	X
	Establishments with 5 to 9 employees	9	X	X	X
	Establishments with 10 to 19 employees	1	X	X	X
	Establishments with 20 to 49 employees	1	X	X	X
	Establishments with 50 to 99 employees	—	X	X	X
	Establishments with 100 to 249 employees	1	X	X	X
	Establishments with 250 to 499 employees	—	X	X	X
	Establishments with 500 to 999 employees	—	X	X	X
	Establishments with 1,000 employees or more	—	X	X	X

See footnotes at end of table.

Table 5. Establishments, Employees, and Payroll by Industry and Employment Size of Establishments by County: 2004—Con.

[Excludes most government employees, railroad employees, and self-employed persons. Size class 1 to 4 employees includes establishments having payroll, but no employees, during mid-March pay period. For meaning of abbreviations and symbols, see introductory text. For explanation of terms, see Appendix A. For statement on reliability, see the note at the end of the table and Appendix C]

NAICS code	Geography, kind of business, and employment size class	Establishments (number)	Paid employees for pay period including March 12 (number)	First-quarter payroll (\$1,000)	Annual payroll (\$1,000)
	CAMDEN—Con.				
54	Professional, scientific, and technical services—Con.				
541	Professional, scientific, and technical services—Con.				
5419	Other professional, scientific, and technical services—Con.				
54199	All other professional, scientific, and technical services—Con.				
541990	All other professional, scientific, and technical services				
	All establishments	53	270	2 766	11 344
	Establishments with 1 to 4 employees	41	X	X	X
	Establishments with 5 to 9 employees	9	X	X	X
	Establishments with 10 to 19 employees	1	X	X	X
	Establishments with 20 to 49 employees	1	X	X	X
	Establishments with 50 to 99 employees	—	X	X	X
	Establishments with 100 to 249 employees	1	X	X	X
	Establishments with 250 to 499 employees	—	X	X	X
	Establishments with 500 to 999 employees	—	X	X	X
	Establishments with 1,000 employees or more	—	X	X	X
55	Management of companies and enterprises				
	All establishments	78	4 135	85 334	351 293
	Establishments with 1 to 4 employees	21	X	X	X
	Establishments with 5 to 9 employees	10	X	X	X
	Establishments with 10 to 19 employees	13	X	X	X
	Establishments with 20 to 49 employees	17	X	X	X
	Establishments with 50 to 99 employees	9	X	X	X
	Establishments with 100 to 249 employees	3	X	X	X
	Establishments with 250 to 499 employees	4	X	X	X
	Establishments with 500 to 999 employees	1	X	X	X
	Establishments with 1,000 employees or more	—	X	X	X
551	Management of companies and enterprises				
	All establishments	78	4 135	85 334	351 293
	Establishments with 1 to 4 employees	21	X	X	X
	Establishments with 5 to 9 employees	10	X	X	X
	Establishments with 10 to 19 employees	13	X	X	X
	Establishments with 20 to 49 employees	17	X	X	X
	Establishments with 50 to 99 employees	9	X	X	X
	Establishments with 100 to 249 employees	3	X	X	X
	Establishments with 250 to 499 employees	4	X	X	X
	Establishments with 500 to 999 employees	1	X	X	X
	Establishments with 1,000 employees or more	—	X	X	X
5511	Management of companies and enterprises				
	All establishments	78	4 135	85 334	351 293
	Establishments with 1 to 4 employees	21	X	X	X
	Establishments with 5 to 9 employees	10	X	X	X
	Establishments with 10 to 19 employees	13	X	X	X
	Establishments with 20 to 49 employees	17	X	X	X
	Establishments with 50 to 99 employees	9	X	X	X
	Establishments with 100 to 249 employees	3	X	X	X
	Establishments with 250 to 499 employees	4	X	X	X
	Establishments with 500 to 999 employees	1	X	X	X
	Establishments with 1,000 employees or more	—	X	X	X
55111	Management of companies and enterprises				
	All establishments	78	4 135	85 334	351 293
	Establishments with 1 to 4 employees	21	X	X	X
	Establishments with 5 to 9 employees	10	X	X	X
	Establishments with 10 to 19 employees	13	X	X	X
	Establishments with 20 to 49 employees	17	X	X	X
	Establishments with 50 to 99 employees	9	X	X	X
	Establishments with 100 to 249 employees	3	X	X	X
	Establishments with 250 to 499 employees	4	X	X	X
	Establishments with 500 to 999 employees	1	X	X	X
	Establishments with 1,000 employees or more	—	X	X	X
551112	Offices of other holding companies				
	All establishments	10	282	2 272	10 572
	Establishments with 1 to 4 employees	5	X	X	X
	Establishments with 5 to 9 employees	2	X	X	X
	Establishments with 10 to 19 employees	—	X	X	X
	Establishments with 20 to 49 employees	1	X	X	X
	Establishments with 50 to 99 employees	1	X	X	X
	Establishments with 100 to 249 employees	1	X	X	X
	Establishments with 250 to 499 employees	—	X	X	X
	Establishments with 500 to 999 employees	—	X	X	X
	Establishments with 1,000 employees or more	—	X	X	X
551114	Corporate, subsidiary, and regional managing offices				
	All establishments	68	3 853	83 062	340 721
	Establishments with 1 to 4 employees	16	X	X	X
	Establishments with 5 to 9 employees	8	X	X	X
	Establishments with 10 to 19 employees	13	X	X	X
	Establishments with 20 to 49 employees	16	X	X	X
	Establishments with 50 to 99 employees	8	X	X	X
	Establishments with 100 to 249 employees	2	X	X	X
	Establishments with 250 to 499 employees	4	X	X	X
	Establishments with 500 to 999 employees	1	X	X	X
	Establishments with 1,000 employees or more	—	X	X	X

See footnotes at end of table.

Table 5. Establishments, Employees, and Payroll by Industry and Employment Size of Establishments by County: 2004—Con.

[Excludes most government employees, railroad employees, and self-employed persons. Size class 1 to 4 employees includes establishments having payroll, but no employees, during mid-March pay period. For meaning of abbreviations and symbols, see introductory text. For explanation of terms, see Appendix A. For statement on reliability, see the note at the end of the table and Appendix C]

NAICS code	Geography, kind of business, and employment size class	Establishments (number)	Paid employees for pay period including March 12 (number)	First-quarter payroll (\$1,000)	Annual payroll (\$1,000)
	CAMDEN—Con.				
56	Administrative and support and waste management and remediation services				
	All establishments	711	15 297	88 937	406 453
	Establishments with 1 to 4 employees	402	X	X	X
	Establishments with 5 to 9 employees	103	X	X	X
	Establishments with 10 to 19 employees	83	X	X	X
	Establishments with 20 to 49 employees	57	X	X	X
	Establishments with 50 to 99 employees	31	X	X	X
	Establishments with 100 to 249 employees	24	X	X	X
	Establishments with 250 to 499 employees	8	X	X	X
	Establishments with 500 to 999 employees	2	X	X	X
	Establishments with 1,000 employees or more	1	X	X	X
561	Administrative and support services				
	All establishments	688	14 879	84 172	386 077
	Establishments with 1 to 4 employees	391	X	X	X
	Establishments with 5 to 9 employees	101	X	X	X
	Establishments with 10 to 19 employees	79	X	X	X
	Establishments with 20 to 49 employees	52	X	X	X
	Establishments with 50 to 99 employees	31	X	X	X
	Establishments with 100 to 249 employees	23	X	X	X
	Establishments with 250 to 499 employees	8	X	X	X
	Establishments with 500 to 999 employees	2	X	X	X
	Establishments with 1,000 employees or more	1	X	X	X
5611	Office administrative services				
	All establishments	66	872	10 321	44 849
	Establishments with 1 to 4 employees	36	X	X	X
	Establishments with 5 to 9 employees	10	X	X	X
	Establishments with 10 to 19 employees	7	X	X	X
	Establishments with 20 to 49 employees	8	X	X	X
	Establishments with 50 to 99 employees	4	X	X	X
	Establishments with 100 to 249 employees	1	X	X	X
	Establishments with 250 to 499 employees	—	X	X	X
	Establishments with 500 to 999 employees	—	X	X	X
	Establishments with 1,000 employees or more	—	X	X	X
56111	Office administrative services				
	All establishments	66	872	10 321	44 849
	Establishments with 1 to 4 employees	36	X	X	X
	Establishments with 5 to 9 employees	10	X	X	X
	Establishments with 10 to 19 employees	7	X	X	X
	Establishments with 20 to 49 employees	8	X	X	X
	Establishments with 50 to 99 employees	4	X	X	X
	Establishments with 100 to 249 employees	1	X	X	X
	Establishments with 250 to 499 employees	—	X	X	X
	Establishments with 500 to 999 employees	—	X	X	X
	Establishments with 1,000 employees or more	—	X	X	X
561110	Office administrative services				
	All establishments	66	872	10 321	44 849
	Establishments with 1 to 4 employees	36	X	X	X
	Establishments with 5 to 9 employees	10	X	X	X
	Establishments with 10 to 19 employees	7	X	X	X
	Establishments with 20 to 49 employees	8	X	X	X
	Establishments with 50 to 99 employees	4	X	X	X
	Establishments with 100 to 249 employees	1	X	X	X
	Establishments with 250 to 499 employees	—	X	X	X
	Establishments with 500 to 999 employees	—	X	X	X
	Establishments with 1,000 employees or more	—	X	X	X
5613	Employment services				
	All establishments	88	7 654	37 930	175 514
	Establishments with 1 to 4 employees	24	X	X	X
	Establishments with 5 to 9 employees	6	X	X	X
	Establishments with 10 to 19 employees	7	X	X	X
	Establishments with 20 to 49 employees	14	X	X	X
	Establishments with 50 to 99 employees	15	X	X	X
	Establishments with 100 to 249 employees	15	X	X	X
	Establishments with 250 to 499 employees	5	X	X	X
	Establishments with 500 to 999 employees	1	X	X	X
	Establishments with 1,000 employees or more	1	X	X	X
56131	Employment placement agencies				
	All establishments	17	181	614	2 696
	Establishments with 1 to 4 employees	12	X	X	X
	Establishments with 5 to 9 employees	3	X	X	X
	Establishments with 10 to 19 employees	—	X	X	X
	Establishments with 20 to 49 employees	1	X	X	X
	Establishments with 50 to 99 employees	—	X	X	X
	Establishments with 100 to 249 employees	1	X	X	X
	Establishments with 250 to 499 employees	—	X	X	X
	Establishments with 500 to 999 employees	—	X	X	X
	Establishments with 1,000 employees or more	—	X	X	X

See footnotes at end of table.

Table 5. Establishments, Employees, and Payroll by Industry and Employment Size of Establishments by County: 2004—Con.

[Excludes most government employees, railroad employees, and self-employed persons. Size class 1 to 4 employees includes establishments having payroll, but no employees, during mid-March pay period. For meaning of abbreviations and symbols, see introductory text. For explanation of terms, see Appendix A. For statement on reliability, see the note at the end of the table and Appendix C]

NAICS code	Geography, kind of business, and employment size class	Establishments (number)	Paid employees for pay period including March 12 (number)	First-quarter payroll (\$1,000)	Annual payroll (\$1,000)
CAMDEN—Con.					
56	Administrative and support and waste management and remediation services—Con.				
561	Administrative and support services—Con.				
5613	Employment services—Con.				
56131	Employment placement agencies—Con.				
561310	Employment placement agencies				
	All establishments	17	181	614	2 696
	Establishments with 1 to 4 employees	12	X	X	X
	Establishments with 5 to 9 employees	3	X	X	X
	Establishments with 10 to 19 employees	—	X	X	X
	Establishments with 20 to 49 employees	1	X	X	X
	Establishments with 50 to 99 employees	—	X	X	X
	Establishments with 100 to 249 employees	1	X	X	X
	Establishments with 250 to 499 employees	—	X	X	X
	Establishments with 500 to 999 employees	—	X	X	X
	Establishments with 1,000 employees or more	—	X	X	X
56132	Temporary help services				
	All establishments	64	7 208	27 937	135 165
	Establishments with 1 to 4 employees	10	X	X	X
	Establishments with 5 to 9 employees	2	X	X	X
	Establishments with 10 to 19 employees	5	X	X	X
	Establishments with 20 to 49 employees	12	X	X	X
	Establishments with 50 to 99 employees	15	X	X	X
	Establishments with 100 to 249 employees	13	X	X	X
	Establishments with 250 to 499 employees	5	X	X	X
	Establishments with 500 to 999 employees	1	X	X	X
	Establishments with 1,000 employees or more	1	X	X	X
561320	Temporary help services				
	All establishments	64	7 208	27 937	135 165
	Establishments with 1 to 4 employees	10	X	X	X
	Establishments with 5 to 9 employees	2	X	X	X
	Establishments with 10 to 19 employees	5	X	X	X
	Establishments with 20 to 49 employees	12	X	X	X
	Establishments with 50 to 99 employees	15	X	X	X
	Establishments with 100 to 249 employees	13	X	X	X
	Establishments with 250 to 499 employees	5	X	X	X
	Establishments with 500 to 999 employees	1	X	X	X
	Establishments with 1,000 employees or more	1	X	X	X
56133	Professional employer organizations				
	All establishments	7	265	9 379	37 653
	Establishments with 1 to 4 employees	2	X	X	X
	Establishments with 5 to 9 employees	1	X	X	X
	Establishments with 10 to 19 employees	2	X	X	X
	Establishments with 20 to 49 employees	1	X	X	X
	Establishments with 50 to 99 employees	—	X	X	X
	Establishments with 100 to 249 employees	1	X	X	X
	Establishments with 250 to 499 employees	—	X	X	X
	Establishments with 500 to 999 employees	—	X	X	X
	Establishments with 1,000 employees or more	—	X	X	X
561330	Professional employer organizations				
	All establishments	7	265	9 379	37 653
	Establishments with 1 to 4 employees	2	X	X	X
	Establishments with 5 to 9 employees	1	X	X	X
	Establishments with 10 to 19 employees	2	X	X	X
	Establishments with 20 to 49 employees	1	X	X	X
	Establishments with 50 to 99 employees	—	X	X	X
	Establishments with 100 to 249 employees	1	X	X	X
	Establishments with 250 to 499 employees	—	X	X	X
	Establishments with 500 to 999 employees	—	X	X	X
	Establishments with 1,000 employees or more	—	X	X	X
5614	Business support services				
	All establishments	68	2 881	16 775	70 110
	Establishments with 1 to 4 employees	27	X	X	X
	Establishments with 5 to 9 employees	11	X	X	X
	Establishments with 10 to 19 employees	12	X	X	X
	Establishments with 20 to 49 employees	7	X	X	X
	Establishments with 50 to 99 employees	5	X	X	X
	Establishments with 100 to 249 employees	2	X	X	X
	Establishments with 250 to 499 employees	3	X	X	X
	Establishments with 500 to 999 employees	1	X	X	X
	Establishments with 1,000 employees or more	—	X	X	X
56141	Document preparation services				
	All establishments	8	242	1 457	5 619
	Establishments with 1 to 4 employees	5	X	X	X
	Establishments with 5 to 9 employees	1	X	X	X
	Establishments with 10 to 19 employees	1	X	X	X
	Establishments with 20 to 49 employees	—	X	X	X
	Establishments with 50 to 99 employees	—	X	X	X
	Establishments with 100 to 249 employees	1	X	X	X
	Establishments with 250 to 499 employees	—	X	X	X

See footnotes at end of table.

Table 5. Establishments, Employees, and Payroll by Industry and Employment Size of Establishments by County: 2004—Con.

[Excludes most government employees, railroad employees, and self-employed persons. Size class 1 to 4 employees includes establishments having payroll, but no employees, during mid-March pay period. For meaning of abbreviations and symbols, see introductory text. For explanation of terms, see Appendix A. For statement on reliability, see the note at the end of the table and Appendix C]

NAICS code	Geography, kind of business, and employment size class	Establishments (number)	Paid employees for pay period including March 12 (number)	First-quarter payroll (\$1,000)	Annual payroll (\$1,000)
	CAMDEN—Con.				
56	Administrative and support and waste management and remediation services—Con.				
561	Administrative and support services—Con.				
5614	Business support services—Con.				
56141	Document preparation services—Con.				
	All establishments—Con.				
	Establishments with 500 to 999 employees	—	X	X	X
	Establishments with 1,000 employees or more	—	X	X	X
561410	Document preparation services				
	All establishments	8	242	1 457	5 619
	Establishments with 1 to 4 employees	5	X	X	X
	Establishments with 5 to 9 employees	1	X	X	X
	Establishments with 10 to 19 employees	1	X	X	X
	Establishments with 20 to 49 employees	—	X	X	X
	Establishments with 50 to 99 employees	—	X	X	X
	Establishments with 100 to 249 employees	1	X	X	X
	Establishments with 250 to 499 employees	—	X	X	X
	Establishments with 500 to 999 employees	—	X	X	X
	Establishments with 1,000 employees or more	—	X	X	X
56142	Telephone call centers				
	All establishments	14	918	2 935	12 340
	Establishments with 1 to 4 employees	4	X	X	X
	Establishments with 5 to 9 employees	2	X	X	X
	Establishments with 10 to 19 employees	3	X	X	X
	Establishments with 20 to 49 employees	2	X	X	X
	Establishments with 50 to 99 employees	—	X	X	X
	Establishments with 100 to 249 employees	1	X	X	X
	Establishments with 250 to 499 employees	2	X	X	X
	Establishments with 500 to 999 employees	—	X	X	X
	Establishments with 1,000 employees or more	—	X	X	X
561422	Telemarketing bureaus				
	All establishments	8	879	2 695	11 433
	Establishments with 1 to 4 employees	2	X	X	X
	Establishments with 5 to 9 employees	—	X	X	X
	Establishments with 10 to 19 employees	1	X	X	X
	Establishments with 20 to 49 employees	2	X	X	X
	Establishments with 50 to 99 employees	—	X	X	X
	Establishments with 100 to 249 employees	1	X	X	X
	Establishments with 250 to 499 employees	2	X	X	X
	Establishments with 500 to 999 employees	—	X	X	X
	Establishments with 1,000 employees or more	—	X	X	X
56143	Business service centers				
	All establishments	15	120	839	3 474
	Establishments with 1 to 4 employees	6	X	X	X
	Establishments with 5 to 9 employees	3	X	X	X
	Establishments with 10 to 19 employees	4	X	X	X
	Establishments with 20 to 49 employees	2	X	X	X
	Establishments with 50 to 99 employees	—	X	X	X
	Establishments with 100 to 249 employees	—	X	X	X
	Establishments with 250 to 499 employees	—	X	X	X
	Establishments with 500 to 999 employees	—	X	X	X
	Establishments with 1,000 employees or more	—	X	X	X
561439	Other business service centers (including copy shops)				
	All establishments	13	c	D	D
	Establishments with 1 to 4 employees	6	X	X	X
	Establishments with 5 to 9 employees	2	X	X	X
	Establishments with 10 to 19 employees	3	X	X	X
	Establishments with 20 to 49 employees	2	X	X	X
	Establishments with 50 to 99 employees	—	X	X	X
	Establishments with 100 to 249 employees	—	X	X	X
	Establishments with 250 to 499 employees	—	X	X	X
	Establishments with 500 to 999 employees	—	X	X	X
	Establishments with 1,000 employees or more	—	X	X	X
56144	Collection agencies				
	All establishments	14	1 298	8 869	38 330
	Establishments with 1 to 4 employees	4	X	X	X
	Establishments with 5 to 9 employees	1	X	X	X
	Establishments with 10 to 19 employees	2	X	X	X
	Establishments with 20 to 49 employees	3	X	X	X
	Establishments with 50 to 99 employees	2	X	X	X
	Establishments with 100 to 249 employees	—	X	X	X
	Establishments with 250 to 499 employees	1	X	X	X
	Establishments with 500 to 999 employees	1	X	X	X
	Establishments with 1,000 employees or more	—	X	X	X

See footnotes at end of table.

Table 5. Establishments, Employees, and Payroll by Industry and Employment Size of Establishments by County: 2004—Con.

[Excludes most government employees, railroad employees, and self-employed persons. Size class 1 to 4 employees includes establishments having payroll, but no employees, during mid-March pay period. For meaning of abbreviations and symbols, see introductory text. For explanation of terms, see Appendix A. For statement on reliability, see the note at the end of the table and Appendix C]

NAICS code	Geography, kind of business, and employment size class	Establishments (number)	Paid employees for pay period including March 12 (number)	First-quarter payroll (\$1,000)	Annual payroll (\$1,000)
56	CAMDEN—Con.				
	Administrative and support and waste management and remediation services—Con.				
561	Administrative and support services—Con.				
5614	Business support services—Con.				
56144	Collection agencies—Con.				
561440	Collection agencies				
	All establishments	14	1 298	8 869	38 330
	Establishments with 1 to 4 employees	4	X	X	X
	Establishments with 5 to 9 employees	1	X	X	X
	Establishments with 10 to 19 employees	2	X	X	X
	Establishments with 20 to 49 employees	3	X	X	X
	Establishments with 50 to 99 employees	2	X	X	X
	Establishments with 100 to 249 employees	—	X	X	X
	Establishments with 250 to 499 employees	1	X	X	X
	Establishments with 500 to 999 employees	1	X	X	X
	Establishments with 1,000 employees or more	—	X	X	X
56145	Credit bureaus				
	All establishments	2	c	D	D
	Establishments with 1 to 4 employees	—	X	X	X
	Establishments with 5 to 9 employees	—	X	X	X
	Establishments with 10 to 19 employees	—	X	X	X
	Establishments with 20 to 49 employees	—	X	X	X
	Establishments with 50 to 99 employees	2	X	X	X
	Establishments with 100 to 249 employees	—	X	X	X
	Establishments with 250 to 499 employees	—	X	X	X
	Establishments with 500 to 999 employees	—	X	X	X
	Establishments with 1,000 employees or more	—	X	X	X
561450	Credit bureaus				
	All establishments	2	c	D	D
	Establishments with 1 to 4 employees	—	X	X	X
	Establishments with 5 to 9 employees	—	X	X	X
	Establishments with 10 to 19 employees	—	X	X	X
	Establishments with 20 to 49 employees	—	X	X	X
	Establishments with 50 to 99 employees	2	X	X	X
	Establishments with 100 to 249 employees	—	X	X	X
	Establishments with 250 to 499 employees	—	X	X	X
	Establishments with 500 to 999 employees	—	X	X	X
	Establishments with 1,000 employees or more	—	X	X	X
56149	Other business support services				
	All establishments	15	c	D	D
	Establishments with 1 to 4 employees	8	X	X	X
	Establishments with 5 to 9 employees	4	X	X	X
	Establishments with 10 to 19 employees	2	X	X	X
	Establishments with 20 to 49 employees	—	X	X	X
	Establishments with 50 to 99 employees	1	X	X	X
	Establishments with 100 to 249 employees	—	X	X	X
	Establishments with 250 to 499 employees	—	X	X	X
	Establishments with 500 to 999 employees	—	X	X	X
	Establishments with 1,000 employees or more	—	X	X	X
5615	Travel arrangement and reservation services				
	All establishments	60	496	3 222	14 400
	Establishments with 1 to 4 employees	35	X	X	X
	Establishments with 5 to 9 employees	15	X	X	X
	Establishments with 10 to 19 employees	6	X	X	X
	Establishments with 20 to 49 employees	2	X	X	X
	Establishments with 50 to 99 employees	1	X	X	X
	Establishments with 100 to 249 employees	1	X	X	X
	Establishments with 250 to 499 employees	—	X	X	X
	Establishments with 500 to 999 employees	—	X	X	X
	Establishments with 1,000 employees or more	—	X	X	X
56151	Travel agencies				
	All establishments	44	208	1 477	6 758
	Establishments with 1 to 4 employees	28	X	X	X
	Establishments with 5 to 9 employees	11	X	X	X
	Establishments with 10 to 19 employees	4	X	X	X
	Establishments with 20 to 49 employees	1	X	X	X
	Establishments with 50 to 99 employees	—	X	X	X
	Establishments with 100 to 249 employees	—	X	X	X
	Establishments with 250 to 499 employees	—	X	X	X
	Establishments with 500 to 999 employees	—	X	X	X
	Establishments with 1,000 employees or more	—	X	X	X
561510	Travel agencies				
	All establishments	44	208	1 477	6 758
	Establishments with 1 to 4 employees	28	X	X	X
	Establishments with 5 to 9 employees	11	X	X	X
	Establishments with 10 to 19 employees	4	X	X	X
	Establishments with 20 to 49 employees	1	X	X	X
	Establishments with 50 to 99 employees	—	X	X	X
	Establishments with 100 to 249 employees	—	X	X	X
	Establishments with 250 to 499 employees	—	X	X	X

See footnotes at end of table.

Table 5. Establishments, Employees, and Payroll by Industry and Employment Size of Establishments by County: 2004—Con.

[Excludes most government employees, railroad employees, and self-employed persons. Size class 1 to 4 employees includes establishments having payroll, but no employees, during mid-March pay period. For meaning of abbreviations and symbols, see introductory text. For explanation of terms, see Appendix A. For statement on reliability, see the note at the end of the table and Appendix C]

NAICS code	Geography, kind of business, and employment size class	Establishments (number)	Paid employees for pay period including March 12 (number)	First-quarter payroll (\$1,000)	Annual payroll (\$1,000)
56	CAMDEN—Con.				
	Administrative and support and waste management and remediation services—Con.				
561	Administrative and support services—Con.				
5615	Travel arrangement and reservation services—Con.				
56151	Travel agencies—Con.				
561510	Travel agencies—Con.				
	All establishments—Con.				
	Establishments with 500 to 999 employees	—	X	X	X
	Establishments with 1,000 employees or more	—	X	X	X
56159	Other travel arrangement and reservation services				
	All establishments	11	252	1 474	6 655
	Establishments with 1 to 4 employees	4	X	X	X
	Establishments with 5 to 9 employees	4	X	X	X
	Establishments with 10 to 19 employees	1	X	X	X
	Establishments with 20 to 49 employees	—	X	X	X
	Establishments with 50 to 99 employees	1	X	X	X
	Establishments with 100 to 249 employees	1	X	X	X
	Establishments with 250 to 499 employees	—	X	X	X
	Establishments with 500 to 999 employees	—	X	X	X
	Establishments with 1,000 employees or more	—	X	X	X
561599	All other travel arrangement and reservation services				
	All establishments	10	c	D	D
	Establishments with 1 to 4 employees	3	X	X	X
	Establishments with 5 to 9 employees	4	X	X	X
	Establishments with 10 to 19 employees	1	X	X	X
	Establishments with 20 to 49 employees	—	X	X	X
	Establishments with 50 to 99 employees	1	X	X	X
	Establishments with 100 to 249 employees	1	X	X	X
	Establishments with 250 to 499 employees	—	X	X	X
	Establishments with 500 to 999 employees	—	X	X	X
	Establishments with 1,000 employees or more	—	X	X	X
5616	Investigation and security services				
	All establishments	40	700	4 912	21 749
	Establishments with 1 to 4 employees	24	X	X	X
	Establishments with 5 to 9 employees	5	X	X	X
	Establishments with 10 to 19 employees	3	X	X	X
	Establishments with 20 to 49 employees	3	X	X	X
	Establishments with 50 to 99 employees	3	X	X	X
	Establishments with 100 to 249 employees	2	X	X	X
	Establishments with 250 to 499 employees	—	X	X	X
	Establishments with 500 to 999 employees	—	X	X	X
	Establishments with 1,000 employees or more	—	X	X	X
56161	Investigation, guard, and armored car services				
	All establishments	21	404	1 857	8 647
	Establishments with 1 to 4 employees	11	X	X	X
	Establishments with 5 to 9 employees	4	X	X	X
	Establishments with 10 to 19 employees	1	X	X	X
	Establishments with 20 to 49 employees	1	X	X	X
	Establishments with 50 to 99 employees	3	X	X	X
	Establishments with 100 to 249 employees	1	X	X	X
	Establishments with 250 to 499 employees	—	X	X	X
	Establishments with 500 to 999 employees	—	X	X	X
	Establishments with 1,000 employees or more	—	X	X	X
561612	Security guards and patrol services				
	All establishments	8	339	1 205	5 636
	Establishments with 1 to 4 employees	3	X	X	X
	Establishments with 5 to 9 employees	—	X	X	X
	Establishments with 10 to 19 employees	1	X	X	X
	Establishments with 20 to 49 employees	—	X	X	X
	Establishments with 50 to 99 employees	3	X	X	X
	Establishments with 100 to 249 employees	1	X	X	X
	Establishments with 250 to 499 employees	—	X	X	X
	Establishments with 500 to 999 employees	—	X	X	X
	Establishments with 1,000 employees or more	—	X	X	X
56162	Security systems services				
	All establishments	19	296	3 055	13 102
	Establishments with 1 to 4 employees	13	X	X	X
	Establishments with 5 to 9 employees	1	X	X	X
	Establishments with 10 to 19 employees	2	X	X	X
	Establishments with 20 to 49 employees	2	X	X	X
	Establishments with 50 to 99 employees	—	X	X	X
	Establishments with 100 to 249 employees	1	X	X	X
	Establishments with 250 to 499 employees	—	X	X	X
	Establishments with 500 to 999 employees	—	X	X	X
	Establishments with 1,000 employees or more	—	X	X	X

See footnotes at end of table.

Table 5. Establishments, Employees, and Payroll by Industry and Employment Size of Establishments by County: 2004—Con.

[Excludes most government employees, railroad employees, and self-employed persons. Size class 1 to 4 employees includes establishments having payroll, but no employees, during mid-March pay period. For meaning of abbreviations and symbols, see introductory text. For explanation of terms, see Appendix A. For statement on reliability, see the note at the end of the table and Appendix C]

NAICS code	Geography, kind of business, and employment size class	Establishments (number)	Paid employees for pay period including March 12 (number)	First-quarter payroll (\$1,000)	Annual payroll (\$1,000)
56	CAMDEN—Con.				
	Administrative and support and waste management and remediation services—Con.				
561	Administrative and support services—Con.				
5616	Investigation and security services—Con.				
56162	Security systems services—Con.				
561621	Security systems services (except locksmiths)				
	All establishments	11	255	2 844	12 296
	Establishments with 1 to 4 employees	8	X	X	X
	Establishments with 5 to 9 employees	—	X	X	X
	Establishments with 10 to 19 employees	—	X	X	X
	Establishments with 20 to 49 employees	2	X	X	X
	Establishments with 50 to 99 employees	—	X	X	X
	Establishments with 100 to 249 employees	1	X	X	X
	Establishments with 250 to 499 employees	—	X	X	X
	Establishments with 500 to 999 employees	—	X	X	X
	Establishments with 1,000 employees or more	—	X	X	X
5617	Services to buildings and dwellings				
	All establishments	327	1 989	8 093	46 926
	Establishments with 1 to 4 employees	224	X	X	X
	Establishments with 5 to 9 employees	41	X	X	X
	Establishments with 10 to 19 employees	42	X	X	X
	Establishments with 20 to 49 employees	16	X	X	X
	Establishments with 50 to 99 employees	2	X	X	X
	Establishments with 100 to 249 employees	2	X	X	X
	Establishments with 250 to 499 employees	—	X	X	X
	Establishments with 500 to 999 employees	—	X	X	X
	Establishments with 1,000 employees or more	—	X	X	X
56171	Exterminating and pest control services				
	All establishments	32	188	1 361	6 422
	Establishments with 1 to 4 employees	18	X	X	X
	Establishments with 5 to 9 employees	7	X	X	X
	Establishments with 10 to 19 employees	6	X	X	X
	Establishments with 20 to 49 employees	1	X	X	X
	Establishments with 50 to 99 employees	—	X	X	X
	Establishments with 100 to 249 employees	—	X	X	X
	Establishments with 250 to 499 employees	—	X	X	X
	Establishments with 500 to 999 employees	—	X	X	X
	Establishments with 1,000 employees or more	—	X	X	X
561710	Exterminating and pest control services				
	All establishments	32	188	1 361	6 422
	Establishments with 1 to 4 employees	18	X	X	X
	Establishments with 5 to 9 employees	7	X	X	X
	Establishments with 10 to 19 employees	6	X	X	X
	Establishments with 20 to 49 employees	1	X	X	X
	Establishments with 50 to 99 employees	—	X	X	X
	Establishments with 100 to 249 employees	—	X	X	X
	Establishments with 250 to 499 employees	—	X	X	X
	Establishments with 500 to 999 employees	—	X	X	X
	Establishments with 1,000 employees or more	—	X	X	X
56172	Janitorial services				
	All establishments	104	1 073	3 789	17 669
	Establishments with 1 to 4 employees	60	X	X	X
	Establishments with 5 to 9 employees	14	X	X	X
	Establishments with 10 to 19 employees	18	X	X	X
	Establishments with 20 to 49 employees	8	X	X	X
	Establishments with 50 to 99 employees	2	X	X	X
	Establishments with 100 to 249 employees	2	X	X	X
	Establishments with 250 to 499 employees	—	X	X	X
	Establishments with 500 to 999 employees	—	X	X	X
	Establishments with 1,000 employees or more	—	X	X	X
561720	Janitorial services				
	All establishments	104	1 073	3 789	17 669
	Establishments with 1 to 4 employees	60	X	X	X
	Establishments with 5 to 9 employees	14	X	X	X
	Establishments with 10 to 19 employees	18	X	X	X
	Establishments with 20 to 49 employees	8	X	X	X
	Establishments with 50 to 99 employees	2	X	X	X
	Establishments with 100 to 249 employees	2	X	X	X
	Establishments with 250 to 499 employees	—	X	X	X
	Establishments with 500 to 999 employees	—	X	X	X
	Establishments with 1,000 employees or more	—	X	X	X
56173	Landscaping services				
	All establishments	146	488	1 708	16 282
	Establishments with 1 to 4 employees	115	X	X	X
	Establishments with 5 to 9 employees	16	X	X	X
	Establishments with 10 to 19 employees	11	X	X	X
	Establishments with 20 to 49 employees	4	X	X	X
	Establishments with 50 to 99 employees	—	X	X	X
	Establishments with 100 to 249 employees	—	X	X	X
	Establishments with 250 to 499 employees	—	X	X	X

See footnotes at end of table.

Table 5. Establishments, Employees, and Payroll by Industry and Employment Size of Establishments by County: 2004—Con.

[Excludes most government employees, railroad employees, and self-employed persons. Size class 1 to 4 employees includes establishments having payroll, but no employees, during mid-March pay period. For meaning of abbreviations and symbols, see introductory text. For explanation of terms, see Appendix A. For statement on reliability, see the note at the end of the table and Appendix C]

NAICS code	Geography, kind of business, and employment size class	Establishments (number)	Paid employees for pay period including March 12 (number)	First-quarter payroll (\$1,000)	Annual payroll (\$1,000)
	CAMDEN—Con.				
56	Administrative and support and waste management and remediation services—Con.				
561	Administrative and support services—Con.				
5617	Services to buildings and dwellings—Con.				
56173	Landscaping services—Con.				
	All establishments—Con.				
	Establishments with 500 to 999 employees	—	X	X	X
	Establishments with 1,000 employees or more	—	X	X	X
561730	Landscaping services				
	All establishments	146	488	1 708	16 282
	Establishments with 1 to 4 employees	115	X	X	X
	Establishments with 5 to 9 employees	16	X	X	X
	Establishments with 10 to 19 employees	11	X	X	X
	Establishments with 20 to 49 employees	4	X	X	X
	Establishments with 50 to 99 employees	—	X	X	X
	Establishments with 100 to 249 employees	—	X	X	X
	Establishments with 250 to 499 employees	—	X	X	X
	Establishments with 500 to 999 employees	—	X	X	X
	Establishments with 1,000 employees or more	—	X	X	X
56174	Carpet and upholstery cleaning services				
	All establishments	22	112	517	1 970
	Establishments with 1 to 4 employees	14	X	X	X
	Establishments with 5 to 9 employees	3	X	X	X
	Establishments with 10 to 19 employees	4	X	X	X
	Establishments with 20 to 49 employees	1	X	X	X
	Establishments with 50 to 99 employees	—	X	X	X
	Establishments with 100 to 249 employees	—	X	X	X
	Establishments with 250 to 499 employees	—	X	X	X
	Establishments with 500 to 999 employees	—	X	X	X
	Establishments with 1,000 employees or more	—	X	X	X
561740	Carpet and upholstery cleaning services				
	All establishments	22	112	517	1 970
	Establishments with 1 to 4 employees	14	X	X	X
	Establishments with 5 to 9 employees	3	X	X	X
	Establishments with 10 to 19 employees	4	X	X	X
	Establishments with 20 to 49 employees	1	X	X	X
	Establishments with 50 to 99 employees	—	X	X	X
	Establishments with 100 to 249 employees	—	X	X	X
	Establishments with 250 to 499 employees	—	X	X	X
	Establishments with 500 to 999 employees	—	X	X	X
	Establishments with 1,000 employees or more	—	X	X	X
56179	Other services to buildings and dwellings				
	All establishments	23	128	718	4 583
	Establishments with 1 to 4 employees	17	X	X	X
	Establishments with 5 to 9 employees	1	X	X	X
	Establishments with 10 to 19 employees	3	X	X	X
	Establishments with 20 to 49 employees	2	X	X	X
	Establishments with 50 to 99 employees	—	X	X	X
	Establishments with 100 to 249 employees	—	X	X	X
	Establishments with 250 to 499 employees	—	X	X	X
	Establishments with 500 to 999 employees	—	X	X	X
	Establishments with 1,000 employees or more	—	X	X	X
561790	Other services to buildings and dwellings				
	All establishments	23	128	718	4 583
	Establishments with 1 to 4 employees	17	X	X	X
	Establishments with 5 to 9 employees	1	X	X	X
	Establishments with 10 to 19 employees	3	X	X	X
	Establishments with 20 to 49 employees	2	X	X	X
	Establishments with 50 to 99 employees	—	X	X	X
	Establishments with 100 to 249 employees	—	X	X	X
	Establishments with 250 to 499 employees	—	X	X	X
	Establishments with 500 to 999 employees	—	X	X	X
	Establishments with 1,000 employees or more	—	X	X	X
5619	Other support services				
	All establishments	35	c	D	D
	Establishments with 1 to 4 employees	19	X	X	X
	Establishments with 5 to 9 employees	13	X	X	X
	Establishments with 10 to 19 employees	1	X	X	X
	Establishments with 20 to 49 employees	2	X	X	X
	Establishments with 50 to 99 employees	—	X	X	X
	Establishments with 100 to 249 employees	—	X	X	X
	Establishments with 250 to 499 employees	—	X	X	X
	Establishments with 500 to 999 employees	—	X	X	X
	Establishments with 1,000 employees or more	—	X	X	X

See footnotes at end of table.

Table 5. Establishments, Employees, and Payroll by Industry and Employment Size of Establishments by County: 2004—Con.

[Excludes most government employees, railroad employees, and self-employed persons. Size class 1 to 4 employees includes establishments having payroll, but no employees, during mid-March pay period. For meaning of abbreviations and symbols, see introductory text. For explanation of terms, see Appendix A. For statement on reliability, see the note at the end of the table and Appendix C]

NAICS code	Geography, kind of business, and employment size class	Establishments (number)	Paid employees for pay period including March 12 (number)	First-quarter payroll (\$1,000)	Annual payroll (\$1,000)
56	CAMDEN—Con.				
	Administrative and support and waste management and remediation services—Con.				
561	Administrative and support services—Con.				
5619	Other support services—Con.				
56199	All other support services				
	All establishments	25	155	1 670	6 863
	Establishments with 1 to 4 employees	13	X	X	X
	Establishments with 5 to 9 employees	10	X	X	X
	Establishments with 10 to 19 employees	—	X	X	X
	Establishments with 20 to 49 employees	2	X	X	X
	Establishments with 50 to 99 employees	—	X	X	X
	Establishments with 100 to 249 employees	—	X	X	X
	Establishments with 250 to 499 employees	—	X	X	X
	Establishments with 500 to 999 employees	—	X	X	X
	Establishments with 1,000 employees or more	—	X	X	X
561990	All other support services				
	All establishments	25	155	1 670	6 863
	Establishments with 1 to 4 employees	13	X	X	X
	Establishments with 5 to 9 employees	10	X	X	X
	Establishments with 10 to 19 employees	—	X	X	X
	Establishments with 20 to 49 employees	2	X	X	X
	Establishments with 50 to 99 employees	—	X	X	X
	Establishments with 100 to 249 employees	—	X	X	X
	Establishments with 250 to 499 employees	—	X	X	X
	Establishments with 500 to 999 employees	—	X	X	X
	Establishments with 1,000 employees or more	—	X	X	X
562	Waste management and remediation services				
	All establishments	23	418	4 765	20 376
	Establishments with 1 to 4 employees	11	X	X	X
	Establishments with 5 to 9 employees	2	X	X	X
	Establishments with 10 to 19 employees	4	X	X	X
	Establishments with 20 to 49 employees	5	X	X	X
	Establishments with 50 to 99 employees	—	X	X	X
	Establishments with 100 to 249 employees	1	X	X	X
	Establishments with 250 to 499 employees	—	X	X	X
	Establishments with 500 to 999 employees	—	X	X	X
	Establishments with 1,000 employees or more	—	X	X	X
5621	Waste collection				
	All establishments	9	230	2 441	10 568
	Establishments with 1 to 4 employees	5	X	X	X
	Establishments with 5 to 9 employees	—	X	X	X
	Establishments with 10 to 19 employees	2	X	X	X
	Establishments with 20 to 49 employees	1	X	X	X
	Establishments with 50 to 99 employees	—	X	X	X
	Establishments with 100 to 249 employees	1	X	X	X
	Establishments with 250 to 499 employees	—	X	X	X
	Establishments with 500 to 999 employees	—	X	X	X
	Establishments with 1,000 employees or more	—	X	X	X
56211	Waste collection				
	All establishments	9	230	2 441	10 568
	Establishments with 1 to 4 employees	5	X	X	X
	Establishments with 5 to 9 employees	—	X	X	X
	Establishments with 10 to 19 employees	2	X	X	X
	Establishments with 20 to 49 employees	1	X	X	X
	Establishments with 50 to 99 employees	—	X	X	X
	Establishments with 100 to 249 employees	1	X	X	X
	Establishments with 250 to 499 employees	—	X	X	X
	Establishments with 500 to 999 employees	—	X	X	X
	Establishments with 1,000 employees or more	—	X	X	X
562111	Solid waste collection				
	All establishments	7	c	D	D
	Establishments with 1 to 4 employees	4	X	X	X
	Establishments with 5 to 9 employees	—	X	X	X
	Establishments with 10 to 19 employees	1	X	X	X
	Establishments with 20 to 49 employees	1	X	X	X
	Establishments with 50 to 99 employees	—	X	X	X
	Establishments with 100 to 249 employees	1	X	X	X
	Establishments with 250 to 499 employees	—	X	X	X
	Establishments with 500 to 999 employees	—	X	X	X
	Establishments with 1,000 employees or more	—	X	X	X
5629	Remediation and other waste management services				
	All establishments	14	188	2 324	9 808
	Establishments with 1 to 4 employees	6	X	X	X
	Establishments with 5 to 9 employees	2	X	X	X
	Establishments with 10 to 19 employees	2	X	X	X
	Establishments with 20 to 49 employees	4	X	X	X
	Establishments with 50 to 99 employees	—	X	X	X
	Establishments with 100 to 249 employees	—	X	X	X
	Establishments with 250 to 499 employees	—	X	X	X
	Establishments with 500 to 999 employees	—	X	X	X
	Establishments with 1,000 employees or more	—	X	X	X

See footnotes at end of table.

Table 5. Establishments, Employees, and Payroll by Industry and Employment Size of Establishments by County: 2004—Con.

[Excludes most government employees, railroad employees, and self-employed persons. Size class 1 to 4 employees includes establishments having payroll, but no employees, during mid-March pay period. For meaning of abbreviations and symbols, see introductory text. For explanation of terms, see Appendix A. For statement on reliability, see the note at the end of the table and Appendix C]

NAICS code	Geography, kind of business, and employment size class	Establishments (number)	Paid employees for pay period including March 12 (number)	First-quarter payroll (\$1,000)	Annual payroll (\$1,000)
56	CAMDEN—Con.				
	Administrative and support and waste management and remediation services—Con.				
562	Waste management and remediation services—Con.				
5629	Remediation and other waste management services—Con.				
56291	Remediation services				
	All establishments	5	129	1 704	7 248
	Establishments with 1 to 4 employees	1	X	X	X
	Establishments with 5 to 9 employees	—	X	X	X
	Establishments with 10 to 19 employees	1	X	X	X
	Establishments with 20 to 49 employees	3	X	X	X
	Establishments with 50 to 99 employees	—	X	X	X
	Establishments with 100 to 249 employees	—	X	X	X
	Establishments with 250 to 499 employees	—	X	X	X
	Establishments with 500 to 999 employees	—	X	X	X
	Establishments with 1,000 employees or more	—	X	X	X
562910	Remediation services				
	All establishments	5	129	1 704	7 248
	Establishments with 1 to 4 employees	1	X	X	X
	Establishments with 5 to 9 employees	—	X	X	X
	Establishments with 10 to 19 employees	1	X	X	X
	Establishments with 20 to 49 employees	3	X	X	X
	Establishments with 50 to 99 employees	—	X	X	X
	Establishments with 100 to 249 employees	—	X	X	X
	Establishments with 250 to 499 employees	—	X	X	X
	Establishments with 500 to 999 employees	—	X	X	X
	Establishments with 1,000 employees or more	—	X	X	X
61	Educational services				
	All establishments	160	3 506	21 661	88 225
	Establishments with 1 to 4 employees	65	X	X	X
	Establishments with 5 to 9 employees	25	X	X	X
	Establishments with 10 to 19 employees	23	X	X	X
	Establishments with 20 to 49 employees	28	X	X	X
	Establishments with 50 to 99 employees	14	X	X	X
	Establishments with 100 to 249 employees	4	X	X	X
	Establishments with 250 to 499 employees	1	X	X	X
	Establishments with 500 to 999 employees	—	X	X	X
	Establishments with 1,000 employees or more	—	X	X	X
611	Educational services				
	All establishments	160	3 506	21 661	88 225
	Establishments with 1 to 4 employees	65	X	X	X
	Establishments with 5 to 9 employees	25	X	X	X
	Establishments with 10 to 19 employees	23	X	X	X
	Establishments with 20 to 49 employees	28	X	X	X
	Establishments with 50 to 99 employees	14	X	X	X
	Establishments with 100 to 249 employees	4	X	X	X
	Establishments with 250 to 499 employees	1	X	X	X
	Establishments with 500 to 999 employees	—	X	X	X
	Establishments with 1,000 employees or more	—	X	X	X
6111	Elementary and secondary schools				
	All establishments	45	2 526	17 660	71 023
	Establishments with 1 to 4 employees	5	X	X	X
	Establishments with 5 to 9 employees	1	X	X	X
	Establishments with 10 to 19 employees	7	X	X	X
	Establishments with 20 to 49 employees	15	X	X	X
	Establishments with 50 to 99 employees	12	X	X	X
	Establishments with 100 to 249 employees	4	X	X	X
	Establishments with 250 to 499 employees	1	X	X	X
	Establishments with 500 to 999 employees	—	X	X	X
	Establishments with 1,000 employees or more	—	X	X	X
61111	Elementary and secondary schools				
	All establishments	45	2 526	17 660	71 023
	Establishments with 1 to 4 employees	5	X	X	X
	Establishments with 5 to 9 employees	1	X	X	X
	Establishments with 10 to 19 employees	7	X	X	X
	Establishments with 20 to 49 employees	15	X	X	X
	Establishments with 50 to 99 employees	12	X	X	X
	Establishments with 100 to 249 employees	4	X	X	X
	Establishments with 250 to 499 employees	1	X	X	X
	Establishments with 500 to 999 employees	—	X	X	X
	Establishments with 1,000 employees or more	—	X	X	X
611110	Elementary and secondary schools				
	All establishments	45	2 526	17 660	71 023
	Establishments with 1 to 4 employees	5	X	X	X
	Establishments with 5 to 9 employees	1	X	X	X
	Establishments with 10 to 19 employees	7	X	X	X
	Establishments with 20 to 49 employees	15	X	X	X
	Establishments with 50 to 99 employees	12	X	X	X
	Establishments with 100 to 249 employees	4	X	X	X
	Establishments with 250 to 499 employees	1	X	X	X
	Establishments with 500 to 999 employees	—	X	X	X
	Establishments with 1,000 employees or more	—	X	X	X

See footnotes at end of table.

Table 5. Establishments, Employees, and Payroll by Industry and Employment Size of Establishments by County: 2004—Con.

[Excludes most government employees, railroad employees, and self-employed persons. Size class 1 to 4 employees includes establishments having payroll, but no employees, during mid-March pay period. For meaning of abbreviations and symbols, see introductory text. For explanation of terms, see Appendix A. For statement on reliability, see the note at the end of the table and Appendix C]

NAICS code	Geography, kind of business, and employment size class	Establishments (number)	Paid employees for pay period including March 12 (number)	First-quarter payroll (\$1,000)	Annual payroll (\$1,000)
61	CAMDEN—Con.				
	Educational services—Con.				
611	Educational services—Con.				
6115	Technical and trade schools				
	All establishments	13	142	822	3 396
	Establishments with 1 to 4 employees	4	X	X	X
	Establishments with 5 to 9 employees	3	X	X	X
	Establishments with 10 to 19 employees	4	X	X	X
	Establishments with 20 to 49 employees	2	X	X	X
	Establishments with 50 to 99 employees	—	X	X	X
	Establishments with 100 to 249 employees	—	X	X	X
	Establishments with 250 to 499 employees	—	X	X	X
	Establishments with 500 to 999 employees	—	X	X	X
	Establishments with 1,000 employees or more	—	X	X	X
61151	Technical and trade schools				
	All establishments	13	142	822	3 396
	Establishments with 1 to 4 employees	4	X	X	X
	Establishments with 5 to 9 employees	3	X	X	X
	Establishments with 10 to 19 employees	4	X	X	X
	Establishments with 20 to 49 employees	2	X	X	X
	Establishments with 50 to 99 employees	—	X	X	X
	Establishments with 100 to 249 employees	—	X	X	X
	Establishments with 250 to 499 employees	—	X	X	X
	Establishments with 500 to 999 employees	—	X	X	X
	Establishments with 1,000 employees or more	—	X	X	X
6116	Other schools and instruction				
	All establishments	80	619	1 515	6 170
	Establishments with 1 to 4 employees	46	X	X	X
	Establishments with 5 to 9 employees	14	X	X	X
	Establishments with 10 to 19 employees	10	X	X	X
	Establishments with 20 to 49 employees	9	X	X	X
	Establishments with 50 to 99 employees	1	X	X	X
	Establishments with 100 to 249 employees	—	X	X	X
	Establishments with 250 to 499 employees	—	X	X	X
	Establishments with 500 to 999 employees	—	X	X	X
	Establishments with 1,000 employees or more	—	X	X	X
61161	Fine arts schools				
	All establishments	31	259	626	2 444
	Establishments with 1 to 4 employees	15	X	X	X
	Establishments with 5 to 9 employees	8	X	X	X
	Establishments with 10 to 19 employees	4	X	X	X
	Establishments with 20 to 49 employees	3	X	X	X
	Establishments with 50 to 99 employees	1	X	X	X
	Establishments with 100 to 249 employees	—	X	X	X
	Establishments with 250 to 499 employees	—	X	X	X
	Establishments with 500 to 999 employees	—	X	X	X
	Establishments with 1,000 employees or more	—	X	X	X
611610	Fine arts schools				
	All establishments	31	259	626	2 444
	Establishments with 1 to 4 employees	15	X	X	X
	Establishments with 5 to 9 employees	8	X	X	X
	Establishments with 10 to 19 employees	4	X	X	X
	Establishments with 20 to 49 employees	3	X	X	X
	Establishments with 50 to 99 employees	1	X	X	X
	Establishments with 100 to 249 employees	—	X	X	X
	Establishments with 250 to 499 employees	—	X	X	X
	Establishments with 500 to 999 employees	—	X	X	X
	Establishments with 1,000 employees or more	—	X	X	X
61162	Sports and recreation instruction				
	All establishments	27	158	333	1 298
	Establishments with 1 to 4 employees	19	X	X	X
	Establishments with 5 to 9 employees	3	X	X	X
	Establishments with 10 to 19 employees	3	X	X	X
	Establishments with 20 to 49 employees	2	X	X	X
	Establishments with 50 to 99 employees	—	X	X	X
	Establishments with 100 to 249 employees	—	X	X	X
	Establishments with 250 to 499 employees	—	X	X	X
	Establishments with 500 to 999 employees	—	X	X	X
	Establishments with 1,000 employees or more	—	X	X	X
611620	Sports and recreation instruction				
	All establishments	27	158	333	1 298
	Establishments with 1 to 4 employees	19	X	X	X
	Establishments with 5 to 9 employees	3	X	X	X
	Establishments with 10 to 19 employees	3	X	X	X
	Establishments with 20 to 49 employees	2	X	X	X
	Establishments with 50 to 99 employees	—	X	X	X
	Establishments with 100 to 249 employees	—	X	X	X
	Establishments with 250 to 499 employees	—	X	X	X
	Establishments with 500 to 999 employees	—	X	X	X
	Establishments with 1,000 employees or more	—	X	X	X

See footnotes at end of table.

Table 5. Establishments, Employees, and Payroll by Industry and Employment Size of Establishments by County: 2004—Con.

[Excludes most government employees, railroad employees, and self-employed persons. Size class 1 to 4 employees includes establishments having payroll, but no employees, during mid-March pay period. For meaning of abbreviations and symbols, see introductory text. For explanation of terms, see Appendix A. For statement on reliability, see the note at the end of the table and Appendix C]

NAICS code	Geography, kind of business, and employment size class	Establishments (number)	Paid employees for pay period including March 12 (number)	First-quarter payroll (\$1,000)	Annual payroll (\$1,000)
	CAMDEN—Con.				
61	Educational services—Con.				
611	Educational services—Con.				
6116	Other schools and instruction—Con.				
61169	All other schools and instruction				
	All establishments	21	c	D	D
	Establishments with 1 to 4 employees	12	X	X	X
	Establishments with 5 to 9 employees	3	X	X	X
	Establishments with 10 to 19 employees	3	X	X	X
	Establishments with 20 to 49 employees	3	X	X	X
	Establishments with 50 to 99 employees	—	X	X	X
	Establishments with 100 to 249 employees	—	X	X	X
	Establishments with 250 to 499 employees	—	X	X	X
	Establishments with 500 to 999 employees	—	X	X	X
	Establishments with 1,000 employees or more	—	X	X	X
611691	Exam preparation and tutoring				
	All establishments	15	147	425	1 759
	Establishments with 1 to 4 employees	9	X	X	X
	Establishments with 5 to 9 employees	1	X	X	X
	Establishments with 10 to 19 employees	2	X	X	X
	Establishments with 20 to 49 employees	3	X	X	X
	Establishments with 50 to 99 employees	—	X	X	X
	Establishments with 100 to 249 employees	—	X	X	X
	Establishments with 250 to 499 employees	—	X	X	X
	Establishments with 500 to 999 employees	—	X	X	X
	Establishments with 1,000 employees or more	—	X	X	X
62	Health care and social assistance				
	All establishments	1 411	32 585	276 692	1 247 122
	Establishments with 1 to 4 employees	595	X	X	X
	Establishments with 5 to 9 employees	354	X	X	X
	Establishments with 10 to 19 employees	231	X	X	X
	Establishments with 20 to 49 employees	156	X	X	X
	Establishments with 50 to 99 employees	29	X	X	X
	Establishments with 100 to 249 employees	30	X	X	X
	Establishments with 250 to 499 employees	7	X	X	X
	Establishments with 500 to 999 employees	5	X	X	X
	Establishments with 1,000 employees or more	4	X	X	X
621	Ambulatory health care services				
	All establishments	1 004	11 369	100 221	468 886
	Establishments with 1 to 4 employees	491	X	X	X
	Establishments with 5 to 9 employees	258	X	X	X
	Establishments with 10 to 19 employees	140	X	X	X
	Establishments with 20 to 49 employees	89	X	X	X
	Establishments with 50 to 99 employees	8	X	X	X
	Establishments with 100 to 249 employees	16	X	X	X
	Establishments with 250 to 499 employees	1	X	X	X
	Establishments with 500 to 999 employees	1	X	X	X
	Establishments with 1,000 employees or more	—	X	X	X
6211	Offices of physicians				
	All establishments	445	5 218	52 699	253 646
	Establishments with 1 to 4 employees	206	X	X	X
	Establishments with 5 to 9 employees	116	X	X	X
	Establishments with 10 to 19 employees	69	X	X	X
	Establishments with 20 to 49 employees	46	X	X	X
	Establishments with 50 to 99 employees	2	X	X	X
	Establishments with 100 to 249 employees	5	X	X	X
	Establishments with 250 to 499 employees	—	X	X	X
	Establishments with 500 to 999 employees	1	X	X	X
	Establishments with 1,000 employees or more	—	X	X	X
62111	Offices of physicians				
	All establishments	445	5 218	52 699	253 646
	Establishments with 1 to 4 employees	206	X	X	X
	Establishments with 5 to 9 employees	116	X	X	X
	Establishments with 10 to 19 employees	69	X	X	X
	Establishments with 20 to 49 employees	46	X	X	X
	Establishments with 50 to 99 employees	2	X	X	X
	Establishments with 100 to 249 employees	5	X	X	X
	Establishments with 250 to 499 employees	—	X	X	X
	Establishments with 500 to 999 employees	1	X	X	X
	Establishments with 1,000 employees or more	—	X	X	X
621111	Offices of physicians (except mental health specialists)				
	All establishments	421	5 145	51 867	249 198
	Establishments with 1 to 4 employees	185	X	X	X
	Establishments with 5 to 9 employees	114	X	X	X
	Establishments with 10 to 19 employees	68	X	X	X
	Establishments with 20 to 49 employees	46	X	X	X
	Establishments with 50 to 99 employees	2	X	X	X
	Establishments with 100 to 249 employees	5	X	X	X
	Establishments with 250 to 499 employees	—	X	X	X
	Establishments with 500 to 999 employees	1	X	X	X
	Establishments with 1,000 employees or more	—	X	X	X

See footnotes at end of table.

Table 5. Establishments, Employees, and Payroll by Industry and Employment Size of Establishments by County: 2004—Con.

[Excludes most government employees, railroad employees, and self-employed persons. Size class 1 to 4 employees includes establishments having payroll, but no employees, during mid-March pay period. For meaning of abbreviations and symbols, see introductory text. For explanation of terms, see Appendix A. For statement on reliability, see the note at the end of the table and Appendix C]

NAICS code	Geography, kind of business, and employment size class	Establishments (number)	Paid employees for pay period including March 12 (number)	First-quarter payroll (\$1,000)	Annual payroll (\$1,000)
	CAMDEN—Con.				
62	Health care and social assistance—Con.				
621	Ambulatory health care services—Con.				
6212	Offices of dentists				
	All establishments	208	1 514	13 291	60 950
	Establishments with 1 to 4 employees	76	X	X	X
	Establishments with 5 to 9 employees	78	X	X	X
	Establishments with 10 to 19 employees	43	X	X	X
	Establishments with 20 to 49 employees	11	X	X	X
	Establishments with 50 to 99 employees	—	X	X	X
	Establishments with 100 to 249 employees	—	X	X	X
	Establishments with 250 to 499 employees	—	X	X	X
	Establishments with 500 to 999 employees	—	X	X	X
	Establishments with 1,000 employees or more	—	X	X	X
62121	Offices of dentists				
	All establishments	208	1 514	13 291	60 950
	Establishments with 1 to 4 employees	76	X	X	X
	Establishments with 5 to 9 employees	78	X	X	X
	Establishments with 10 to 19 employees	43	X	X	X
	Establishments with 20 to 49 employees	11	X	X	X
	Establishments with 50 to 99 employees	—	X	X	X
	Establishments with 100 to 249 employees	—	X	X	X
	Establishments with 250 to 499 employees	—	X	X	X
	Establishments with 500 to 999 employees	—	X	X	X
	Establishments with 1,000 employees or more	—	X	X	X
621210	Offices of dentists				
	All establishments	208	1 514	13 291	60 950
	Establishments with 1 to 4 employees	76	X	X	X
	Establishments with 5 to 9 employees	78	X	X	X
	Establishments with 10 to 19 employees	43	X	X	X
	Establishments with 20 to 49 employees	11	X	X	X
	Establishments with 50 to 99 employees	—	X	X	X
	Establishments with 100 to 249 employees	—	X	X	X
	Establishments with 250 to 499 employees	—	X	X	X
	Establishments with 500 to 999 employees	—	X	X	X
	Establishments with 1,000 employees or more	—	X	X	X
6213	Offices of other health practitioners				
	All establishments	234	966	6 526	28 476
	Establishments with 1 to 4 employees	167	X	X	X
	Establishments with 5 to 9 employees	51	X	X	X
	Establishments with 10 to 19 employees	11	X	X	X
	Establishments with 20 to 49 employees	4	X	X	X
	Establishments with 50 to 99 employees	1	X	X	X
	Establishments with 100 to 249 employees	—	X	X	X
	Establishments with 250 to 499 employees	—	X	X	X
	Establishments with 500 to 999 employees	—	X	X	X
	Establishments with 1,000 employees or more	—	X	X	X
62131	Offices of chiropractors				
	All establishments	70	247	1 580	6 420
	Establishments with 1 to 4 employees	50	X	X	X
	Establishments with 5 to 9 employees	16	X	X	X
	Establishments with 10 to 19 employees	4	X	X	X
	Establishments with 20 to 49 employees	—	X	X	X
	Establishments with 50 to 99 employees	—	X	X	X
	Establishments with 100 to 249 employees	—	X	X	X
	Establishments with 250 to 499 employees	—	X	X	X
	Establishments with 500 to 999 employees	—	X	X	X
	Establishments with 1,000 employees or more	—	X	X	X
621310	Offices of chiropractors				
	All establishments	70	247	1 580	6 420
	Establishments with 1 to 4 employees	50	X	X	X
	Establishments with 5 to 9 employees	16	X	X	X
	Establishments with 10 to 19 employees	4	X	X	X
	Establishments with 20 to 49 employees	—	X	X	X
	Establishments with 50 to 99 employees	—	X	X	X
	Establishments with 100 to 249 employees	—	X	X	X
	Establishments with 250 to 499 employees	—	X	X	X
	Establishments with 500 to 999 employees	—	X	X	X
	Establishments with 1,000 employees or more	—	X	X	X
62132	Offices of optometrists				
	All establishments	36	134	781	3 401
	Establishments with 1 to 4 employees	23	X	X	X
	Establishments with 5 to 9 employees	12	X	X	X
	Establishments with 10 to 19 employees	1	X	X	X
	Establishments with 20 to 49 employees	—	X	X	X
	Establishments with 50 to 99 employees	—	X	X	X
	Establishments with 100 to 249 employees	—	X	X	X
	Establishments with 250 to 499 employees	—	X	X	X
	Establishments with 500 to 999 employees	—	X	X	X
	Establishments with 1,000 employees or more	—	X	X	X

See footnotes at end of table.

Table 5. Establishments, Employees, and Payroll by Industry and Employment Size of Establishments by County: 2004—Con.

[Excludes most government employees, railroad employees, and self-employed persons. Size class 1 to 4 employees includes establishments having payroll, but no employees, during mid-March pay period. For meaning of abbreviations and symbols, see introductory text. For explanation of terms, see Appendix A. For statement on reliability, see the note at the end of the table and Appendix C]

NAICS code	Geography, kind of business, and employment size class	Establishments (number)	Paid employees for pay period including March 12 (number)	First-quarter payroll (\$1,000)	Annual payroll (\$1,000)
CAMDEN—Con.					
62	Health care and social assistance—Con.				
621	Ambulatory health care services—Con.				
6213	Offices of other health practitioners—Con.				
62132	Offices of optometrists—Con.				
621320	Offices of optometrists				
	All establishments	36	134	781	3 401
	Establishments with 1 to 4 employees	23	X	X	X
	Establishments with 5 to 9 employees	12	X	X	X
	Establishments with 10 to 19 employees	1	X	X	X
	Establishments with 20 to 49 employees	—	X	X	X
	Establishments with 50 to 99 employees	—	X	X	X
	Establishments with 100 to 249 employees	—	X	X	X
	Establishments with 250 to 499 employees	—	X	X	X
	Establishments with 500 to 999 employees	—	X	X	X
	Establishments with 1,000 employees or more	—	X	X	X
62134	Offices of physical, occupational and speech therapists, and audiologists				
	All establishments	48	360	2 552	10 942
	Establishments with 1 to 4 employees	28	X	X	X
	Establishments with 5 to 9 employees	10	X	X	X
	Establishments with 10 to 19 employees	5	X	X	X
	Establishments with 20 to 49 employees	4	X	X	X
	Establishments with 50 to 99 employees	1	X	X	X
	Establishments with 100 to 249 employees	—	X	X	X
	Establishments with 250 to 499 employees	—	X	X	X
	Establishments with 500 to 999 employees	—	X	X	X
	Establishments with 1,000 employees or more	—	X	X	X
621340	Offices of physical, occupational, and speech therapists and audiologists				
	All establishments	48	360	2 552	10 942
	Establishments with 1 to 4 employees	28	X	X	X
	Establishments with 5 to 9 employees	10	X	X	X
	Establishments with 10 to 19 employees	5	X	X	X
	Establishments with 20 to 49 employees	4	X	X	X
	Establishments with 50 to 99 employees	1	X	X	X
	Establishments with 100 to 249 employees	—	X	X	X
	Establishments with 250 to 499 employees	—	X	X	X
	Establishments with 500 to 999 employees	—	X	X	X
	Establishments with 1,000 employees or more	—	X	X	X
62139	Offices of all other health practitioners				
	All establishments	59	161	1 093	4 926
	Establishments with 1 to 4 employees	48	X	X	X
	Establishments with 5 to 9 employees	11	X	X	X
	Establishments with 10 to 19 employees	—	X	X	X
	Establishments with 20 to 49 employees	—	X	X	X
	Establishments with 50 to 99 employees	—	X	X	X
	Establishments with 100 to 249 employees	—	X	X	X
	Establishments with 250 to 499 employees	—	X	X	X
	Establishments with 500 to 999 employees	—	X	X	X
	Establishments with 1,000 employees or more	—	X	X	X
621391	Offices of podiatrists				
	All establishments	45	136	883	4 003
	Establishments with 1 to 4 employees	37	X	X	X
	Establishments with 5 to 9 employees	8	X	X	X
	Establishments with 10 to 19 employees	—	X	X	X
	Establishments with 20 to 49 employees	—	X	X	X
	Establishments with 50 to 99 employees	—	X	X	X
	Establishments with 100 to 249 employees	—	X	X	X
	Establishments with 250 to 499 employees	—	X	X	X
	Establishments with 500 to 999 employees	—	X	X	X
	Establishments with 1,000 employees or more	—	X	X	X
6214	Outpatient care centers				
	All establishments	39	1 161	10 211	43 733
	Establishments with 1 to 4 employees	10	X	X	X
	Establishments with 5 to 9 employees	6	X	X	X
	Establishments with 10 to 19 employees	6	X	X	X
	Establishments with 20 to 49 employees	11	X	X	X
	Establishments with 50 to 99 employees	2	X	X	X
	Establishments with 100 to 249 employees	4	X	X	X
	Establishments with 250 to 499 employees	—	X	X	X
	Establishments with 500 to 999 employees	—	X	X	X
	Establishments with 1,000 employees or more	—	X	X	X
62142	Outpatient mental health and substance abuse centers				
	All establishments	15	500	3 821	16 384
	Establishments with 1 to 4 employees	2	X	X	X
	Establishments with 5 to 9 employees	3	X	X	X
	Establishments with 10 to 19 employees	3	X	X	X
	Establishments with 20 to 49 employees	5	X	X	X
	Establishments with 50 to 99 employees	—	X	X	X
	Establishments with 100 to 249 employees	2	X	X	X

See footnotes at end of table.

Table 5. Establishments, Employees, and Payroll by Industry and Employment Size of Establishments by County: 2004—Con.

[Excludes most government employees, railroad employees, and self-employed persons. Size class 1 to 4 employees includes establishments having payroll, but no employees, during mid-March pay period. For meaning of abbreviations and symbols, see introductory text. For explanation of terms, see Appendix A. For statement on reliability, see the note at the end of the table and Appendix C]

NAICS code	Geography, kind of business, and employment size class	Establishments (number)	Paid employees for pay period including March 12 (number)	First-quarter payroll (\$1,000)	Annual payroll (\$1,000)
	CAMDEN—Con.				
62	Health care and social assistance—Con.				
621	Ambulatory health care services—Con.				
6214	Outpatient care centers—Con.				
62142	Outpatient mental health and substance abuse centers—Con.				
	All establishments—Con.				
	Establishments with 250 to 499 employees	—	X	X	X
	Establishments with 500 to 999 employees	—	X	X	X
	Establishments with 1,000 employees or more	—	X	X	X
621420	Outpatient mental health and substance abuse centers				
	All establishments	15	500	3 821	16 384
	Establishments with 1 to 4 employees	2	X	X	X
	Establishments with 5 to 9 employees	3	X	X	X
	Establishments with 10 to 19 employees	3	X	X	X
	Establishments with 20 to 49 employees	5	X	X	X
	Establishments with 50 to 99 employees	2	X	X	X
	Establishments with 100 to 249 employees	2	X	X	X
	Establishments with 250 to 499 employees	—	X	X	X
	Establishments with 500 to 999 employees	—	X	X	X
	Establishments with 1,000 employees or more	—	X	X	X
62149	Other outpatient care centers				
	All establishments	22	f	D	D
	Establishments with 1 to 4 employees	7	X	X	X
	Establishments with 5 to 9 employees	3	X	X	X
	Establishments with 10 to 19 employees	3	X	X	X
	Establishments with 20 to 49 employees	5	X	X	X
	Establishments with 50 to 99 employees	2	X	X	X
	Establishments with 100 to 249 employees	2	X	X	X
	Establishments with 250 to 499 employees	—	X	X	X
	Establishments with 500 to 999 employees	—	X	X	X
	Establishments with 1,000 employees or more	—	X	X	X
621493	Freestanding ambulatory surgical and emergency centers				
	All establishments	7	268	2 350	10 152
	Establishments with 1 to 4 employees	3	X	X	X
	Establishments with 5 to 9 employees	—	X	X	X
	Establishments with 10 to 19 employees	—	X	X	X
	Establishments with 20 to 49 employees	2	X	X	X
	Establishments with 50 to 99 employees	1	X	X	X
	Establishments with 100 to 249 employees	1	X	X	X
	Establishments with 250 to 499 employees	—	X	X	X
	Establishments with 500 to 999 employees	—	X	X	X
	Establishments with 1,000 employees or more	—	X	X	X
621498	All other outpatient care centers				
	All establishments	12	244	2 600	11 216
	Establishments with 1 to 4 employees	4	X	X	X
	Establishments with 5 to 9 employees	3	X	X	X
	Establishments with 10 to 19 employees	3	X	X	X
	Establishments with 20 to 49 employees	—	X	X	X
	Establishments with 50 to 99 employees	1	X	X	X
	Establishments with 100 to 249 employees	1	X	X	X
	Establishments with 250 to 499 employees	—	X	X	X
	Establishments with 500 to 999 employees	—	X	X	X
	Establishments with 1,000 employees or more	—	X	X	X
6215	Medical and diagnostic laboratories				
	All establishments	36	654	7 110	33 445
	Establishments with 1 to 4 employees	21	X	X	X
	Establishments with 5 to 9 employees	3	X	X	X
	Establishments with 10 to 19 employees	4	X	X	X
	Establishments with 20 to 49 employees	6	X	X	X
	Establishments with 50 to 99 employees	—	X	X	X
	Establishments with 100 to 249 employees	2	X	X	X
	Establishments with 250 to 499 employees	—	X	X	X
	Establishments with 500 to 999 employees	—	X	X	X
	Establishments with 1,000 employees or more	—	X	X	X
62151	Medical and diagnostic laboratories				
	All establishments	36	654	7 110	33 445
	Establishments with 1 to 4 employees	21	X	X	X
	Establishments with 5 to 9 employees	3	X	X	X
	Establishments with 10 to 19 employees	4	X	X	X
	Establishments with 20 to 49 employees	6	X	X	X
	Establishments with 50 to 99 employees	—	X	X	X
	Establishments with 100 to 249 employees	2	X	X	X
	Establishments with 250 to 499 employees	—	X	X	X
	Establishments with 500 to 999 employees	—	X	X	X
	Establishments with 1,000 employees or more	—	X	X	X

See footnotes at end of table.

Table 5. Establishments, Employees, and Payroll by Industry and Employment Size of Establishments by County: 2004—Con.

[Excludes most government employees, railroad employees, and self-employed persons. Size class 1 to 4 employees includes establishments having payroll, but no employees, during mid-March pay period. For meaning of abbreviations and symbols, see introductory text. For explanation of terms, see Appendix A. For statement on reliability, see the note at the end of the table and Appendix C]

NAICS code	Geography, kind of business, and employment size class	Establishments (number)	Paid employees for pay period including March 12 (number)	First-quarter payroll (\$1,000)	Annual payroll (\$1,000)
CAMDEN—Con.					
62	Health care and social assistance—Con.				
621	Ambulatory health care services—Con.				
6215	Medical and diagnostic laboratories—Con.				
62151	Medical and diagnostic laboratories—Con.				
621511	Medical laboratories				
	All establishments	17	147	2 064	9 460
	Establishments with 1 to 4 employees	12	X	X	X
	Establishments with 5 to 9 employees	1	X	X	X
	Establishments with 10 to 19 employees	2	X	X	X
	Establishments with 20 to 49 employees	2	X	X	X
	Establishments with 50 to 99 employees	—	X	X	X
	Establishments with 100 to 249 employees	—	X	X	X
	Establishments with 250 to 499 employees	—	X	X	X
	Establishments with 500 to 999 employees	—	X	X	X
	Establishments with 1,000 employees or more	—	X	X	X
621512	Diagnostic imaging centers				
	All establishments	19	507	5 046	23 985
	Establishments with 1 to 4 employees	9	X	X	X
	Establishments with 5 to 9 employees	2	X	X	X
	Establishments with 10 to 19 employees	2	X	X	X
	Establishments with 20 to 49 employees	4	X	X	X
	Establishments with 50 to 99 employees	—	X	X	X
	Establishments with 100 to 249 employees	2	X	X	X
	Establishments with 250 to 499 employees	—	X	X	X
	Establishments with 500 to 999 employees	—	X	X	X
	Establishments with 1,000 employees or more	—	X	X	X
6216	Home health care services				
	All establishments	23	1 386	7 354	31 302
	Establishments with 1 to 4 employees	4	X	X	X
	Establishments with 5 to 9 employees	1	X	X	X
	Establishments with 10 to 19 employees	3	X	X	X
	Establishments with 20 to 49 employees	8	X	X	X
	Establishments with 50 to 99 employees	3	X	X	X
	Establishments with 100 to 249 employees	3	X	X	X
	Establishments with 250 to 499 employees	1	X	X	X
	Establishments with 500 to 999 employees	—	X	X	X
	Establishments with 1,000 employees or more	—	X	X	X
62161	Home health care services				
	All establishments	23	1 386	7 354	31 302
	Establishments with 1 to 4 employees	4	X	X	X
	Establishments with 5 to 9 employees	1	X	X	X
	Establishments with 10 to 19 employees	3	X	X	X
	Establishments with 20 to 49 employees	8	X	X	X
	Establishments with 50 to 99 employees	3	X	X	X
	Establishments with 100 to 249 employees	3	X	X	X
	Establishments with 250 to 499 employees	1	X	X	X
	Establishments with 500 to 999 employees	—	X	X	X
	Establishments with 1,000 employees or more	—	X	X	X
621610	Home health care services				
	All establishments	23	1 386	7 354	31 302
	Establishments with 1 to 4 employees	4	X	X	X
	Establishments with 5 to 9 employees	1	X	X	X
	Establishments with 10 to 19 employees	3	X	X	X
	Establishments with 20 to 49 employees	8	X	X	X
	Establishments with 50 to 99 employees	3	X	X	X
	Establishments with 100 to 249 employees	3	X	X	X
	Establishments with 250 to 499 employees	1	X	X	X
	Establishments with 500 to 999 employees	—	X	X	X
	Establishments with 1,000 employees or more	—	X	X	X
6219	Other ambulatory health care services				
	All establishments	19	470	3 030	17 334
	Establishments with 1 to 4 employees	7	X	X	X
	Establishments with 5 to 9 employees	3	X	X	X
	Establishments with 10 to 19 employees	4	X	X	X
	Establishments with 20 to 49 employees	3	X	X	X
	Establishments with 50 to 99 employees	—	X	X	X
	Establishments with 100 to 249 employees	2	X	X	X
	Establishments with 250 to 499 employees	—	X	X	X
	Establishments with 500 to 999 employees	—	X	X	X
	Establishments with 1,000 employees or more	—	X	X	X
62191	Ambulance services				
	All establishments	12	397	2 361	14 646
	Establishments with 1 to 4 employees	4	X	X	X
	Establishments with 5 to 9 employees	2	X	X	X
	Establishments with 10 to 19 employees	3	X	X	X
	Establishments with 20 to 49 employees	1	X	X	X
	Establishments with 50 to 99 employees	—	X	X	X
	Establishments with 100 to 249 employees	2	X	X	X
	Establishments with 250 to 499 employees	—	X	X	X
	Establishments with 500 to 999 employees	—	X	X	X
	Establishments with 1,000 employees or more	—	X	X	X

See footnotes at end of table.

Table 5. Establishments, Employees, and Payroll by Industry and Employment Size of Establishments by County: 2004—Con.

[Excludes most government employees, railroad employees, and self-employed persons. Size class 1 to 4 employees includes establishments having payroll, but no employees, during mid-March pay period. For meaning of abbreviations and symbols, see introductory text. For explanation of terms, see Appendix A. For statement on reliability, see the note at the end of the table and Appendix C]

NAICS code	Geography, kind of business, and employment size class	Establishments (number)	Paid employees for pay period including March 12 (number)	First-quarter payroll (\$1,000)	Annual payroll (\$1,000)
62	CAMDEN—Con.				
	Health care and social assistance—Con.				
621	Ambulatory health care services—Con.				
6219	Other ambulatory health care services—Con.				
62191	Ambulance services—Con.				
621910	Ambulance services				
	All establishments	12	397	2 361	14 646
	Establishments with 1 to 4 employees	4	X	X	X
	Establishments with 5 to 9 employees	2	X	X	X
	Establishments with 10 to 19 employees	3	X	X	X
	Establishments with 20 to 49 employees	1	X	X	X
	Establishments with 50 to 99 employees	—	X	X	X
	Establishments with 100 to 249 employees	2	X	X	X
	Establishments with 250 to 499 employees	—	X	X	X
	Establishments with 500 to 999 employees	—	X	X	X
	Establishments with 1,000 employees or more	—	X	X	X
622	Hospitals				
	All establishments	10	11 431	124 444	560 149
	Establishments with 1 to 4 employees	—	X	X	X
	Establishments with 5 to 9 employees	1	X	X	X
	Establishments with 10 to 19 employees	—	X	X	X
	Establishments with 20 to 49 employees	—	X	X	X
	Establishments with 50 to 99 employees	—	X	X	X
	Establishments with 100 to 249 employees	1	X	X	X
	Establishments with 250 to 499 employees	1	X	X	X
	Establishments with 500 to 999 employees	3	X	X	X
	Establishments with 1,000 employees or more	4	X	X	X
6221	General medical and surgical hospitals				
	All establishments	7	9 226	104 395	471 224
	Establishments with 1 to 4 employees	—	X	X	X
	Establishments with 5 to 9 employees	1	X	X	X
	Establishments with 10 to 19 employees	—	X	X	X
	Establishments with 20 to 49 employees	—	X	X	X
	Establishments with 50 to 99 employees	—	X	X	X
	Establishments with 100 to 249 employees	—	X	X	X
	Establishments with 250 to 499 employees	1	X	X	X
	Establishments with 500 to 999 employees	2	X	X	X
	Establishments with 1,000 employees or more	3	X	X	X
62211	General medical and surgical hospitals				
	All establishments	7	9 226	104 395	471 224
	Establishments with 1 to 4 employees	—	X	X	X
	Establishments with 5 to 9 employees	1	X	X	X
	Establishments with 10 to 19 employees	—	X	X	X
	Establishments with 20 to 49 employees	—	X	X	X
	Establishments with 50 to 99 employees	—	X	X	X
	Establishments with 100 to 249 employees	—	X	X	X
	Establishments with 250 to 499 employees	1	X	X	X
	Establishments with 500 to 999 employees	2	X	X	X
	Establishments with 1,000 employees or more	3	X	X	X
622110	General medical and surgical hospitals				
	All establishments	7	9 226	104 395	471 224
	Establishments with 1 to 4 employees	—	X	X	X
	Establishments with 5 to 9 employees	1	X	X	X
	Establishments with 10 to 19 employees	—	X	X	X
	Establishments with 20 to 49 employees	—	X	X	X
	Establishments with 50 to 99 employees	—	X	X	X
	Establishments with 100 to 249 employees	—	X	X	X
	Establishments with 250 to 499 employees	1	X	X	X
	Establishments with 500 to 999 employees	2	X	X	X
	Establishments with 1,000 employees or more	3	X	X	X
6222	Psychiatric and substance abuse hospitals				
	All establishments	2	g	D	D
	Establishments with 1 to 4 employees	—	X	X	X
	Establishments with 5 to 9 employees	—	X	X	X
	Establishments with 10 to 19 employees	—	X	X	X
	Establishments with 20 to 49 employees	—	X	X	X
	Establishments with 50 to 99 employees	—	X	X	X
	Establishments with 100 to 249 employees	—	X	X	X
	Establishments with 250 to 499 employees	—	X	X	X
	Establishments with 500 to 999 employees	1	X	X	X
	Establishments with 1,000 employees or more	1	X	X	X
62221	Psychiatric and substance abuse hospitals				
	All establishments	2	g	D	D
	Establishments with 1 to 4 employees	—	X	X	X
	Establishments with 5 to 9 employees	—	X	X	X
	Establishments with 10 to 19 employees	—	X	X	X
	Establishments with 20 to 49 employees	—	X	X	X
	Establishments with 50 to 99 employees	—	X	X	X
	Establishments with 100 to 249 employees	—	X	X	X
	Establishments with 250 to 499 employees	—	X	X	X
	Establishments with 500 to 999 employees	1	X	X	X
	Establishments with 1,000 employees or more	1	X	X	X

See footnotes at end of table.

Table 5. Establishments, Employees, and Payroll by Industry and Employment Size of Establishments by County: 2004—Con.

[Excludes most government employees, railroad employees, and self-employed persons. Size class 1 to 4 employees includes establishments having payroll, but no employees, during mid-March pay period. For meaning of abbreviations and symbols, see introductory text. For explanation of terms, see Appendix A. For statement on reliability, see the note at the end of the table and Appendix C]

NAICS code	Geography, kind of business, and employment size class	Establishments (number)	Paid employees for pay period including March 12 (number)	First-quarter payroll (\$1,000)	Annual payroll (\$1,000)
62	CAMDEN—Con.				
	Health care and social assistance—Con.				
622	Hospitals—Con.				
6222	Psychiatric and substance abuse hospitals—Con.				
62221	Psychiatric and substance abuse hospitals—Con.				
622210	Psychiatric and substance abuse hospitals				
	All establishments	2	g	D	D
	Establishments with 1 to 4 employees	—	X	X	X
	Establishments with 5 to 9 employees	—	X	X	X
	Establishments with 10 to 19 employees	—	X	X	X
	Establishments with 20 to 49 employees	—	X	X	X
	Establishments with 50 to 99 employees	—	X	X	X
	Establishments with 100 to 249 employees	—	X	X	X
	Establishments with 250 to 499 employees	—	X	X	X
	Establishments with 500 to 999 employees	1	X	X	X
	Establishments with 1,000 employees or more	1	X	X	X
6223	Specialty (except psychiatric and substance abuse) hospitals				
	All establishments	1	c	D	D
	Establishments with 1 to 4 employees	—	X	X	X
	Establishments with 5 to 9 employees	—	X	X	X
	Establishments with 10 to 19 employees	—	X	X	X
	Establishments with 20 to 49 employees	—	X	X	X
	Establishments with 50 to 99 employees	—	X	X	X
	Establishments with 100 to 249 employees	1	X	X	X
	Establishments with 250 to 499 employees	—	X	X	X
	Establishments with 500 to 999 employees	—	X	X	X
	Establishments with 1,000 employees or more	—	X	X	X
62231	Specialty (except psychiatric and substance abuse) hospitals				
	All establishments	1	c	D	D
	Establishments with 1 to 4 employees	—	X	X	X
	Establishments with 5 to 9 employees	—	X	X	X
	Establishments with 10 to 19 employees	—	X	X	X
	Establishments with 20 to 49 employees	—	X	X	X
	Establishments with 50 to 99 employees	—	X	X	X
	Establishments with 100 to 249 employees	1	X	X	X
	Establishments with 250 to 499 employees	—	X	X	X
	Establishments with 500 to 999 employees	—	X	X	X
	Establishments with 1,000 employees or more	—	X	X	X
622310	Specialty (except psychiatric and substance abuse) hospitals				
	All establishments	1	c	D	D
	Establishments with 1 to 4 employees	—	X	X	X
	Establishments with 5 to 9 employees	—	X	X	X
	Establishments with 10 to 19 employees	—	X	X	X
	Establishments with 20 to 49 employees	—	X	X	X
	Establishments with 50 to 99 employees	—	X	X	X
	Establishments with 100 to 249 employees	1	X	X	X
	Establishments with 250 to 499 employees	—	X	X	X
	Establishments with 500 to 999 employees	—	X	X	X
	Establishments with 1,000 employees or more	—	X	X	X
623	Nursing and residential care facilities				
	All establishments	136	5 693	33 654	142 333
	Establishments with 1 to 4 employees	31	X	X	X
	Establishments with 5 to 9 employees	31	X	X	X
	Establishments with 10 to 19 employees	26	X	X	X
	Establishments with 20 to 49 employees	17	X	X	X
	Establishments with 50 to 99 employees	15	X	X	X
	Establishments with 100 to 249 employees	12	X	X	X
	Establishments with 250 to 499 employees	3	X	X	X
	Establishments with 500 to 999 employees	1	X	X	X
	Establishments with 1,000 employees or more	—	X	X	X
6231	Nursing care facilities				
	All establishments	22	2 837	17 973	79 911
	Establishments with 1 to 4 employees	2	X	X	X
	Establishments with 5 to 9 employees	1	X	X	X
	Establishments with 10 to 19 employees	1	X	X	X
	Establishments with 20 to 49 employees	—	X	X	X
	Establishments with 50 to 99 employees	5	X	X	X
	Establishments with 100 to 249 employees	11	X	X	X
	Establishments with 250 to 499 employees	2	X	X	X
	Establishments with 500 to 999 employees	—	X	X	X
	Establishments with 1,000 employees or more	—	X	X	X
62311	Nursing care facilities				
	All establishments	22	2 837	17 973	79 911
	Establishments with 1 to 4 employees	2	X	X	X
	Establishments with 5 to 9 employees	1	X	X	X
	Establishments with 10 to 19 employees	1	X	X	X
	Establishments with 20 to 49 employees	—	X	X	X
	Establishments with 50 to 99 employees	5	X	X	X
	Establishments with 100 to 249 employees	11	X	X	X
	Establishments with 250 to 499 employees	2	X	X	X
	Establishments with 500 to 999 employees	—	X	X	X
	Establishments with 1,000 employees or more	—	X	X	X

See footnotes at end of table.

Table 5. Establishments, Employees, and Payroll by Industry and Employment Size of Establishments by County: 2004—Con.

[Excludes most government employees, railroad employees, and self-employed persons. Size class 1 to 4 employees includes establishments having payroll, but no employees, during mid-March pay period. For meaning of abbreviations and symbols, see introductory text. For explanation of terms, see Appendix A. For statement on reliability, see the note at the end of the table and Appendix C]

NAICS code	Geography, kind of business, and employment size class	Establishments (number)	Paid employees for pay period including March 12 (number)	First-quarter payroll (\$1,000)	Annual payroll (\$1,000)
62	CAMDEN—Con.				
	Health care and social assistance—Con.				
623	Nursing and residential care facilities—Con.				
6231	Nursing care facilities—Con.				
62311	Nursing care facilities—Con.				
623110	Nursing care facilities				
	All establishments	22	2 837	17 973	79 911
	Establishments with 1 to 4 employees	2	X	X	X
	Establishments with 5 to 9 employees	1	X	X	X
	Establishments with 10 to 19 employees	1	X	X	X
	Establishments with 20 to 49 employees	—	X	X	X
	Establishments with 50 to 99 employees	5	X	X	X
	Establishments with 100 to 249 employees	11	X	X	X
	Establishments with 250 to 499 employees	2	X	X	X
	Establishments with 500 to 999 employees	—	X	X	X
	Establishments with 1,000 employees or more	—	X	X	X
6232	Residential mental retardation, mental health and substance abuse facilities				
	All establishments	89	1 594	9 265	37 202
	Establishments with 1 to 4 employees	26	X	X	X
	Establishments with 5 to 9 employees	27	X	X	X
	Establishments with 10 to 19 employees	23	X	X	X
	Establishments with 20 to 49 employees	9	X	X	X
	Establishments with 50 to 99 employees	3	X	X	X
	Establishments with 100 to 249 employees	—	X	X	X
	Establishments with 250 to 499 employees	—	X	X	X
	Establishments with 500 to 999 employees	1	X	X	X
	Establishments with 1,000 employees or more	—	X	X	X
62321	Residential mental retardation facilities				
	All establishments	56	1 138	6 631	26 316
	Establishments with 1 to 4 employees	11	X	X	X
	Establishments with 5 to 9 employees	24	X	X	X
	Establishments with 10 to 19 employees	13	X	X	X
	Establishments with 20 to 49 employees	7	X	X	X
	Establishments with 50 to 99 employees	—	X	X	X
	Establishments with 100 to 249 employees	—	X	X	X
	Establishments with 250 to 499 employees	—	X	X	X
	Establishments with 500 to 999 employees	1	X	X	X
	Establishments with 1,000 employees or more	—	X	X	X
623210	Residential mental retardation facilities				
	All establishments	56	1 138	6 631	26 316
	Establishments with 1 to 4 employees	11	X	X	X
	Establishments with 5 to 9 employees	24	X	X	X
	Establishments with 10 to 19 employees	13	X	X	X
	Establishments with 20 to 49 employees	7	X	X	X
	Establishments with 50 to 99 employees	—	X	X	X
	Establishments with 100 to 249 employees	—	X	X	X
	Establishments with 250 to 499 employees	—	X	X	X
	Establishments with 500 to 999 employees	1	X	X	X
	Establishments with 1,000 employees or more	—	X	X	X
62322	Residential mental health and substance abuse facilities				
	All establishments	33	456	2 634	10 886
	Establishments with 1 to 4 employees	15	X	X	X
	Establishments with 5 to 9 employees	3	X	X	X
	Establishments with 10 to 19 employees	10	X	X	X
	Establishments with 20 to 49 employees	2	X	X	X
	Establishments with 50 to 99 employees	3	X	X	X
	Establishments with 100 to 249 employees	—	X	X	X
	Establishments with 250 to 499 employees	—	X	X	X
	Establishments with 500 to 999 employees	—	X	X	X
	Establishments with 1,000 employees or more	—	X	X	X
623220	Residential mental health and substance abuse facilities				
	All establishments	33	456	2 634	10 886
	Establishments with 1 to 4 employees	15	X	X	X
	Establishments with 5 to 9 employees	3	X	X	X
	Establishments with 10 to 19 employees	10	X	X	X
	Establishments with 20 to 49 employees	2	X	X	X
	Establishments with 50 to 99 employees	3	X	X	X
	Establishments with 100 to 249 employees	—	X	X	X
	Establishments with 250 to 499 employees	—	X	X	X
	Establishments with 500 to 999 employees	—	X	X	X
	Establishments with 1,000 employees or more	—	X	X	X
6233	Community care facilities for the elderly				
	All establishments	16	1 064	5 253	20 213
	Establishments with 1 to 4 employees	2	X	X	X
	Establishments with 5 to 9 employees	1	X	X	X
	Establishments with 10 to 19 employees	1	X	X	X
	Establishments with 20 to 49 employees	3	X	X	X
	Establishments with 50 to 99 employees	7	X	X	X
	Establishments with 100 to 249 employees	1	X	X	X
	Establishments with 250 to 499 employees	1	X	X	X

See footnotes at end of table.

Table 5. Establishments, Employees, and Payroll by Industry and Employment Size of Establishments by County: 2004—Con.

[Excludes most government employees, railroad employees, and self-employed persons. Size class 1 to 4 employees includes establishments having payroll, but no employees, during mid-March pay period. For meaning of abbreviations and symbols, see introductory text. For explanation of terms, see Appendix A. For statement on reliability, see the note at the end of the table and Appendix C]

NAICS code	Geography, kind of business, and employment size class	Establishments (number)	Paid employees for pay period including March 12 (number)	First-quarter payroll (\$1,000)	Annual payroll (\$1,000)
	CAMDEN—Con.				
62	Health care and social assistance—Con.				
623	Nursing and residential care facilities—Con.				
6233	Community care facilities for the elderly—Con.				
	All establishments—Con.				
	Establishments with 500 to 999 employees	—	X	X	X
	Establishments with 1,000 employees or more	—	X	X	X
62331	Community care facilities for the elderly				
	All establishments	16	1 064	5 253	20 213
	Establishments with 1 to 4 employees	2	X	X	X
	Establishments with 5 to 9 employees	1	X	X	X
	Establishments with 10 to 19 employees	1	X	X	X
	Establishments with 20 to 49 employees	3	X	X	X
	Establishments with 50 to 99 employees	7	X	X	X
	Establishments with 100 to 249 employees	1	X	X	X
	Establishments with 250 to 499 employees	1	X	X	X
	Establishments with 500 to 999 employees	—	X	X	X
	Establishments with 1,000 employees or more	—	X	X	X
623311	Continuing care retirement communities				
	All establishments	4	514	2 748	11 832
	Establishments with 1 to 4 employees	—	X	X	X
	Establishments with 5 to 9 employees	—	X	X	X
	Establishments with 10 to 19 employees	—	X	X	X
	Establishments with 20 to 49 employees	1	X	X	X
	Establishments with 50 to 99 employees	2	X	X	X
	Establishments with 100 to 249 employees	—	X	X	X
	Establishments with 250 to 499 employees	1	X	X	X
	Establishments with 500 to 999 employees	—	X	X	X
	Establishments with 1,000 employees or more	—	X	X	X
623312	Homes for the elderly				
	All establishments	12	550	2 505	8 381
	Establishments with 1 to 4 employees	2	X	X	X
	Establishments with 5 to 9 employees	1	X	X	X
	Establishments with 10 to 19 employees	1	X	X	X
	Establishments with 20 to 49 employees	2	X	X	X
	Establishments with 50 to 99 employees	5	X	X	X
	Establishments with 100 to 249 employees	1	X	X	X
	Establishments with 250 to 499 employees	—	X	X	X
	Establishments with 500 to 999 employees	—	X	X	X
	Establishments with 1,000 employees or more	—	X	X	X
6239	Other residential care facilities				
	All establishments	9	198	1 163	5 007
	Establishments with 1 to 4 employees	1	X	X	X
	Establishments with 5 to 9 employees	2	X	X	X
	Establishments with 10 to 19 employees	1	X	X	X
	Establishments with 20 to 49 employees	5	X	X	X
	Establishments with 50 to 99 employees	—	X	X	X
	Establishments with 100 to 249 employees	—	X	X	X
	Establishments with 250 to 499 employees	—	X	X	X
	Establishments with 500 to 999 employees	—	X	X	X
	Establishments with 1,000 employees or more	—	X	X	X
62399	Other residential care facilities				
	All establishments	9	198	1 163	5 007
	Establishments with 1 to 4 employees	1	X	X	X
	Establishments with 5 to 9 employees	2	X	X	X
	Establishments with 10 to 19 employees	1	X	X	X
	Establishments with 20 to 49 employees	5	X	X	X
	Establishments with 50 to 99 employees	—	X	X	X
	Establishments with 100 to 249 employees	—	X	X	X
	Establishments with 250 to 499 employees	—	X	X	X
	Establishments with 500 to 999 employees	—	X	X	X
	Establishments with 1,000 employees or more	—	X	X	X
623990	Other residential care facilities				
	All establishments	9	198	1 163	5 007
	Establishments with 1 to 4 employees	1	X	X	X
	Establishments with 5 to 9 employees	2	X	X	X
	Establishments with 10 to 19 employees	1	X	X	X
	Establishments with 20 to 49 employees	5	X	X	X
	Establishments with 50 to 99 employees	—	X	X	X
	Establishments with 100 to 249 employees	—	X	X	X
	Establishments with 250 to 499 employees	—	X	X	X
	Establishments with 500 to 999 employees	—	X	X	X
	Establishments with 1,000 employees or more	—	X	X	X
624	Social assistance				
	All establishments	261	4 092	18 373	75 754
	Establishments with 1 to 4 employees	73	X	X	X
	Establishments with 5 to 9 employees	64	X	X	X
	Establishments with 10 to 19 employees	65	X	X	X
	Establishments with 20 to 49 employees	50	X	X	X
	Establishments with 50 to 99 employees	6	X	X	X
	Establishments with 100 to 249 employees	1	X	X	X

See footnotes at end of table.

Table 5. Establishments, Employees, and Payroll by Industry and Employment Size of Establishments by County: 2004—Con.

[Excludes most government employees, railroad employees, and self-employed persons. Size class 1 to 4 employees includes establishments having payroll, but no employees, during mid-March pay period. For meaning of abbreviations and symbols, see introductory text. For explanation of terms, see Appendix A. For statement on reliability, see the note at the end of the table and Appendix C]

NAICS code	Geography, kind of business, and employment size class	Establishments (number)	Paid employees for pay period including March 12 (number)	First-quarter payroll (\$1,000)	Annual payroll (\$1,000)
62	CAMDEN—Con.				
	Health care and social assistance—Con.				
624	Social assistance—Con.				
	All establishments—Con.				
	Establishments with 250 to 499 employees	2	X	X	X
	Establishments with 500 to 999 employees	—	X	X	X
	Establishments with 1,000 employees or more	—	X	X	X
6241	Individual and family services				
	All establishments	79	1 456	7 371	30 914
	Establishments with 1 to 4 employees	33	X	X	X
	Establishments with 5 to 9 employees	15	X	X	X
	Establishments with 10 to 19 employees	14	X	X	X
	Establishments with 20 to 49 employees	12	X	X	X
	Establishments with 50 to 99 employees	3	X	X	X
	Establishments with 100 to 249 employees	1	X	X	X
	Establishments with 250 to 499 employees	1	X	X	X
	Establishments with 500 to 999 employees	—	X	X	X
	Establishments with 1,000 employees or more	—	X	X	X
62411	Child and youth services				
	All establishments	16	140	745	3 107
	Establishments with 1 to 4 employees	4	X	X	X
	Establishments with 5 to 9 employees	6	X	X	X
	Establishments with 10 to 19 employees	5	X	X	X
	Establishments with 20 to 49 employees	1	X	X	X
	Establishments with 50 to 99 employees	—	X	X	X
	Establishments with 100 to 249 employees	—	X	X	X
	Establishments with 250 to 499 employees	—	X	X	X
	Establishments with 500 to 999 employees	—	X	X	X
	Establishments with 1,000 employees or more	—	X	X	X
624110	Child and youth services				
	All establishments	16	140	745	3 107
	Establishments with 1 to 4 employees	4	X	X	X
	Establishments with 5 to 9 employees	6	X	X	X
	Establishments with 10 to 19 employees	5	X	X	X
	Establishments with 20 to 49 employees	1	X	X	X
	Establishments with 50 to 99 employees	—	X	X	X
	Establishments with 100 to 249 employees	—	X	X	X
	Establishments with 250 to 499 employees	—	X	X	X
	Establishments with 500 to 999 employees	—	X	X	X
	Establishments with 1,000 employees or more	—	X	X	X
62412	Services for the elderly and persons with disabilities				
	All establishments	17	379	1 837	8 048
	Establishments with 1 to 4 employees	4	X	X	X
	Establishments with 5 to 9 employees	2	X	X	X
	Establishments with 10 to 19 employees	4	X	X	X
	Establishments with 20 to 49 employees	5	X	X	X
	Establishments with 50 to 99 employees	2	X	X	X
	Establishments with 100 to 249 employees	—	X	X	X
	Establishments with 250 to 499 employees	—	X	X	X
	Establishments with 500 to 999 employees	—	X	X	X
	Establishments with 1,000 employees or more	—	X	X	X
624120	Services for the elderly and persons with disabilities				
	All establishments	17	379	1 837	8 048
	Establishments with 1 to 4 employees	4	X	X	X
	Establishments with 5 to 9 employees	2	X	X	X
	Establishments with 10 to 19 employees	4	X	X	X
	Establishments with 20 to 49 employees	5	X	X	X
	Establishments with 50 to 99 employees	2	X	X	X
	Establishments with 100 to 249 employees	—	X	X	X
	Establishments with 250 to 499 employees	—	X	X	X
	Establishments with 500 to 999 employees	—	X	X	X
	Establishments with 1,000 employees or more	—	X	X	X
62419	Other individual and family services				
	All establishments	46	937	4 789	19 759
	Establishments with 1 to 4 employees	25	X	X	X
	Establishments with 5 to 9 employees	7	X	X	X
	Establishments with 10 to 19 employees	5	X	X	X
	Establishments with 20 to 49 employees	6	X	X	X
	Establishments with 50 to 99 employees	1	X	X	X
	Establishments with 100 to 249 employees	1	X	X	X
	Establishments with 250 to 499 employees	1	X	X	X
	Establishments with 500 to 999 employees	—	X	X	X
	Establishments with 1,000 employees or more	—	X	X	X
624190	Other individual and family services				
	All establishments	46	937	4 789	19 759
	Establishments with 1 to 4 employees	25	X	X	X
	Establishments with 5 to 9 employees	7	X	X	X
	Establishments with 10 to 19 employees	5	X	X	X
	Establishments with 20 to 49 employees	6	X	X	X
	Establishments with 50 to 99 employees	1	X	X	X
	Establishments with 100 to 249 employees	1	X	X	X
	Establishments with 250 to 499 employees	1	X	X	X

See footnotes at end of table.

Table 5. Establishments, Employees, and Payroll by Industry and Employment Size of Establishments by County: 2004—Con.

[Excludes most government employees, railroad employees, and self-employed persons. Size class 1 to 4 employees includes establishments having payroll, but no employees, during mid-March pay period. For meaning of abbreviations and symbols, see introductory text. For explanation of terms, see Appendix A. For statement on reliability, see the note at the end of the table and Appendix C]

NAICS code	Geography, kind of business, and employment size class	Establishments (number)	Paid employees for pay period including March 12 (number)	First-quarter payroll (\$1,000)	Annual payroll (\$1,000)
	CAMDEN—Con.				
62	Health care and social assistance—Con.				
624	Social assistance—Con.				
6241	Individual and family services—Con.				
62419	Other individual and family services—Con.				
624190	Other individual and family services—Con.				
	All establishments—Con.				
	Establishments with 500 to 999 employees	—	X	X	X
	Establishments with 1,000 employees or more	—	X	X	X
6242	Community food and housing, and emergency and other relief services				
	All establishments	22	292	1 833	7 049
	Establishments with 1 to 4 employees	7	X	X	X
	Establishments with 5 to 9 employees	4	X	X	X
	Establishments with 10 to 19 employees	5	X	X	X
	Establishments with 20 to 49 employees	5	X	X	X
	Establishments with 50 to 99 employees	1	X	X	X
	Establishments with 100 to 249 employees	—	X	X	X
	Establishments with 250 to 499 employees	—	X	X	X
	Establishments with 500 to 999 employees	—	X	X	X
	Establishments with 1,000 employees or more	—	X	X	X
62422	Community housing services				
	All establishments	18	249	1 591	6 132
	Establishments with 1 to 4 employees	6	X	X	X
	Establishments with 5 to 9 employees	3	X	X	X
	Establishments with 10 to 19 employees	4	X	X	X
	Establishments with 20 to 49 employees	4	X	X	X
	Establishments with 50 to 99 employees	1	X	X	X
	Establishments with 100 to 249 employees	—	X	X	X
	Establishments with 250 to 499 employees	—	X	X	X
	Establishments with 500 to 999 employees	—	X	X	X
	Establishments with 1,000 employees or more	—	X	X	X
624221	Temporary shelters				
	All establishments	7	169	1 116	4 069
	Establishments with 1 to 4 employees	1	X	X	X
	Establishments with 5 to 9 employees	1	X	X	X
	Establishments with 10 to 19 employees	1	X	X	X
	Establishments with 20 to 49 employees	3	X	X	X
	Establishments with 50 to 99 employees	1	X	X	X
	Establishments with 100 to 249 employees	—	X	X	X
	Establishments with 250 to 499 employees	—	X	X	X
	Establishments with 500 to 999 employees	—	X	X	X
	Establishments with 1,000 employees or more	—	X	X	X
6243	Vocational rehabilitation services				
	All establishments	13	307	1 179	5 085
	Establishments with 1 to 4 employees	3	X	X	X
	Establishments with 5 to 9 employees	2	X	X	X
	Establishments with 10 to 19 employees	2	X	X	X
	Establishments with 20 to 49 employees	4	X	X	X
	Establishments with 50 to 99 employees	2	X	X	X
	Establishments with 100 to 249 employees	—	X	X	X
	Establishments with 250 to 499 employees	—	X	X	X
	Establishments with 500 to 999 employees	—	X	X	X
	Establishments with 1,000 employees or more	—	X	X	X
62431	Vocational rehabilitation services				
	All establishments	13	307	1 179	5 085
	Establishments with 1 to 4 employees	3	X	X	X
	Establishments with 5 to 9 employees	2	X	X	X
	Establishments with 10 to 19 employees	2	X	X	X
	Establishments with 20 to 49 employees	4	X	X	X
	Establishments with 50 to 99 employees	2	X	X	X
	Establishments with 100 to 249 employees	—	X	X	X
	Establishments with 250 to 499 employees	—	X	X	X
	Establishments with 500 to 999 employees	—	X	X	X
	Establishments with 1,000 employees or more	—	X	X	X
624310	Vocational rehabilitation services				
	All establishments	13	307	1 179	5 085
	Establishments with 1 to 4 employees	3	X	X	X
	Establishments with 5 to 9 employees	2	X	X	X
	Establishments with 10 to 19 employees	2	X	X	X
	Establishments with 20 to 49 employees	4	X	X	X
	Establishments with 50 to 99 employees	2	X	X	X
	Establishments with 100 to 249 employees	—	X	X	X
	Establishments with 250 to 499 employees	—	X	X	X
	Establishments with 500 to 999 employees	—	X	X	X
	Establishments with 1,000 employees or more	—	X	X	X

See footnotes at end of table.

Table 5. Establishments, Employees, and Payroll by Industry and Employment Size of Establishments by County: 2004—Con.

[Excludes most government employees, railroad employees, and self-employed persons. Size class 1 to 4 employees includes establishments having payroll, but no employees, during mid-March pay period. For meaning of abbreviations and symbols, see introductory text. For explanation of terms, see Appendix A. For statement on reliability, see the note at the end of the table and Appendix C]

NAICS code	Geography, kind of business, and employment size class	Establishments (number)	Paid employees for pay period including March 12 (number)	First-quarter payroll (\$1,000)	Annual payroll (\$1,000)
CAMDEN—Con.					
62	Health care and social assistance—Con.				
624	Social assistance—Con.				
6244	Child day care services				
	All establishments	147	2 037	7 990	32 706
	Establishments with 1 to 4 employees	30	X	X	X
	Establishments with 5 to 9 employees	43	X	X	X
	Establishments with 10 to 19 employees	44	X	X	X
	Establishments with 20 to 49 employees	29	X	X	X
	Establishments with 50 to 99 employees	—	X	X	X
	Establishments with 100 to 249 employees	—	X	X	X
	Establishments with 250 to 499 employees	1	X	X	X
	Establishments with 500 to 999 employees	—	X	X	X
	Establishments with 1,000 employees or more	—	X	X	X
62441	Child day care services				
	All establishments	147	2 037	7 990	32 706
	Establishments with 1 to 4 employees	30	X	X	X
	Establishments with 5 to 9 employees	43	X	X	X
	Establishments with 10 to 19 employees	44	X	X	X
	Establishments with 20 to 49 employees	29	X	X	X
	Establishments with 50 to 99 employees	—	X	X	X
	Establishments with 100 to 249 employees	—	X	X	X
	Establishments with 250 to 499 employees	1	X	X	X
	Establishments with 500 to 999 employees	—	X	X	X
	Establishments with 1,000 employees or more	—	X	X	X
624410	Child day care services				
	All establishments	147	2 037	7 990	32 706
	Establishments with 1 to 4 employees	30	X	X	X
	Establishments with 5 to 9 employees	43	X	X	X
	Establishments with 10 to 19 employees	44	X	X	X
	Establishments with 20 to 49 employees	29	X	X	X
	Establishments with 50 to 99 employees	—	X	X	X
	Establishments with 100 to 249 employees	—	X	X	X
	Establishments with 250 to 499 employees	1	X	X	X
	Establishments with 500 to 999 employees	—	X	X	X
	Establishments with 1,000 employees or more	—	X	X	X
71	Arts, entertainment, and recreation				
	All establishments	169	2 563	44 231	97 895
	Establishments with 1 to 4 employees	100	X	X	X
	Establishments with 5 to 9 employees	25	X	X	X
	Establishments with 10 to 19 employees	13	X	X	X
	Establishments with 20 to 49 employees	17	X	X	X
	Establishments with 50 to 99 employees	8	X	X	X
	Establishments with 100 to 249 employees	5	X	X	X
	Establishments with 250 to 499 employees	1	X	X	X
	Establishments with 500 to 999 employees	—	X	X	X
	Establishments with 1,000 employees or more	—	X	X	X
711	Performing arts, spectator sports, and related industries				
	All establishments	47	505	36 539	60 396
	Establishments with 1 to 4 employees	32	X	X	X
	Establishments with 5 to 9 employees	5	X	X	X
	Establishments with 10 to 19 employees	6	X	X	X
	Establishments with 20 to 49 employees	3	X	X	X
	Establishments with 50 to 99 employees	—	X	X	X
	Establishments with 100 to 249 employees	—	X	X	X
	Establishments with 250 to 499 employees	1	X	X	X
	Establishments with 500 to 999 employees	—	X	X	X
	Establishments with 1,000 employees or more	—	X	X	X
7112	Spectator sports				
	All establishments	9	e	D	D
	Establishments with 1 to 4 employees	6	X	X	X
	Establishments with 5 to 9 employees	—	X	X	X
	Establishments with 10 to 19 employees	—	X	X	X
	Establishments with 20 to 49 employees	2	X	X	X
	Establishments with 50 to 99 employees	—	X	X	X
	Establishments with 100 to 249 employees	—	X	X	X
	Establishments with 250 to 499 employees	1	X	X	X
	Establishments with 500 to 999 employees	—	X	X	X
	Establishments with 1,000 employees or more	—	X	X	X
71121	Spectator sports				
	All establishments	9	e	D	D
	Establishments with 1 to 4 employees	6	X	X	X
	Establishments with 5 to 9 employees	—	X	X	X
	Establishments with 10 to 19 employees	—	X	X	X
	Establishments with 20 to 49 employees	2	X	X	X
	Establishments with 50 to 99 employees	—	X	X	X
	Establishments with 100 to 249 employees	—	X	X	X
	Establishments with 250 to 499 employees	1	X	X	X
	Establishments with 500 to 999 employees	—	X	X	X
	Establishments with 1,000 employees or more	—	X	X	X

See footnotes at end of table.

Table 5. Establishments, Employees, and Payroll by Industry and Employment Size of Establishments by County: 2004—Con.

[Excludes most government employees, railroad employees, and self-employed persons. Size class 1 to 4 employees includes establishments having payroll, but no employees, during mid-March pay period. For meaning of abbreviations and symbols, see introductory text. For explanation of terms, see Appendix A. For statement on reliability, see the note at the end of the table and Appendix C]

NAICS code	Geography, kind of business, and employment size class	Establishments (number)	Paid employees for pay period including March 12 (number)	First-quarter payroll (\$1,000)	Annual payroll (\$1,000)
CAMDEN—Con.					
71	Arts, entertainment, and recreation—Con.				
711	Performing arts, spectator sports, and related industries—Con.				
7112	Spectator sports—Con.				
71121	Spectator sports—Con.				
711211	Sports teams and clubs				
	All establishments	2	e	D	D
	Establishments with 1 to 4 employees	—	X	X	X
	Establishments with 5 to 9 employees	—	X	X	X
	Establishments with 10 to 19 employees	—	X	X	X
	Establishments with 20 to 49 employees	1	X	X	X
	Establishments with 50 to 99 employees	—	X	X	X
	Establishments with 100 to 249 employees	—	X	X	X
	Establishments with 250 to 499 employees	1	X	X	X
	Establishments with 500 to 999 employees	—	X	X	X
	Establishments with 1,000 employees or more	—	X	X	X
712	Museums, historical sites, and similar institutions				
	All establishments	6	371	1 772	7 167
	Establishments with 1 to 4 employees	2	X	X	X
	Establishments with 5 to 9 employees	—	X	X	X
	Establishments with 10 to 19 employees	1	X	X	X
	Establishments with 20 to 49 employees	1	X	X	X
	Establishments with 50 to 99 employees	1	X	X	X
	Establishments with 100 to 249 employees	1	X	X	X
	Establishments with 250 to 499 employees	—	X	X	X
	Establishments with 500 to 999 employees	—	X	X	X
	Establishments with 1,000 employees or more	—	X	X	X
7121	Museums, historical sites, and similar institutions				
	All establishments	6	371	1 772	7 167
	Establishments with 1 to 4 employees	2	X	X	X
	Establishments with 5 to 9 employees	—	X	X	X
	Establishments with 10 to 19 employees	1	X	X	X
	Establishments with 20 to 49 employees	1	X	X	X
	Establishments with 50 to 99 employees	1	X	X	X
	Establishments with 100 to 249 employees	1	X	X	X
	Establishments with 250 to 499 employees	—	X	X	X
	Establishments with 500 to 999 employees	—	X	X	X
	Establishments with 1,000 employees or more	—	X	X	X
71211	Museums				
	All establishments	3	c	D	D
	Establishments with 1 to 4 employees	1	X	X	X
	Establishments with 5 to 9 employees	—	X	X	X
	Establishments with 10 to 19 employees	—	X	X	X
	Establishments with 20 to 49 employees	1	X	X	X
	Establishments with 50 to 99 employees	1	X	X	X
	Establishments with 100 to 249 employees	—	X	X	X
	Establishments with 250 to 499 employees	—	X	X	X
	Establishments with 500 to 999 employees	—	X	X	X
	Establishments with 1,000 employees or more	—	X	X	X
712110	Museums				
	All establishments	3	c	D	D
	Establishments with 1 to 4 employees	1	X	X	X
	Establishments with 5 to 9 employees	—	X	X	X
	Establishments with 10 to 19 employees	—	X	X	X
	Establishments with 20 to 49 employees	1	X	X	X
	Establishments with 50 to 99 employees	1	X	X	X
	Establishments with 100 to 249 employees	—	X	X	X
	Establishments with 250 to 499 employees	—	X	X	X
	Establishments with 500 to 999 employees	—	X	X	X
	Establishments with 1,000 employees or more	—	X	X	X
71213	Zoos and botanical gardens				
	All establishments	2	c	D	D
	Establishments with 1 to 4 employees	1	X	X	X
	Establishments with 5 to 9 employees	—	X	X	X
	Establishments with 10 to 19 employees	—	X	X	X
	Establishments with 20 to 49 employees	—	X	X	X
	Establishments with 50 to 99 employees	—	X	X	X
	Establishments with 100 to 249 employees	1	X	X	X
	Establishments with 250 to 499 employees	—	X	X	X
	Establishments with 500 to 999 employees	—	X	X	X
	Establishments with 1,000 employees or more	—	X	X	X
712130	Zoos and botanical gardens				
	All establishments	2	c	D	D
	Establishments with 1 to 4 employees	1	X	X	X
	Establishments with 5 to 9 employees	—	X	X	X
	Establishments with 10 to 19 employees	—	X	X	X
	Establishments with 20 to 49 employees	—	X	X	X
	Establishments with 50 to 99 employees	—	X	X	X
	Establishments with 100 to 249 employees	1	X	X	X
	Establishments with 250 to 499 employees	—	X	X	X
	Establishments with 500 to 999 employees	—	X	X	X
	Establishments with 1,000 employees or more	—	X	X	X

See footnotes at end of table.

Table 5. Establishments, Employees, and Payroll by Industry and Employment Size of Establishments by County: 2004—Con.

[Excludes most government employees, railroad employees, and self-employed persons. Size class 1 to 4 employees includes establishments having payroll, but no employees, during mid-March pay period. For meaning of abbreviations and symbols, see introductory text. For explanation of terms, see Appendix A. For statement on reliability, see the note at the end of the table and Appendix C]

NAICS code	Geography, kind of business, and employment size class	Establishments (number)	Paid employees for pay period including March 12 (number)	First-quarter payroll (\$1,000)	Annual payroll (\$1,000)
	CAMDEN—Con.				
71	Arts, entertainment, and recreation—Con.				
713	Amusement, gambling, and recreation industries				
	All establishments	116	1 687	5 920	30 332
	Establishments with 1 to 4 employees	66	X	X	X
	Establishments with 5 to 9 employees	20	X	X	X
	Establishments with 10 to 19 employees	6	X	X	X
	Establishments with 20 to 49 employees	13	X	X	X
	Establishments with 50 to 99 employees	7	X	X	X
	Establishments with 100 to 249 employees	4	X	X	X
	Establishments with 250 to 499 employees	—	X	X	X
	Establishments with 500 to 999 employees	—	X	X	X
	Establishments with 1,000 employees or more	—	X	X	X
7139	Other amusement and recreation services				
	All establishments	112	g	D	D
	Establishments with 1 to 4 employees	64	X	X	X
	Establishments with 5 to 9 employees	19	X	X	X
	Establishments with 10 to 19 employees	6	X	X	X
	Establishments with 20 to 49 employees	12	X	X	X
	Establishments with 50 to 99 employees	7	X	X	X
	Establishments with 100 to 249 employees	4	X	X	X
	Establishments with 250 to 499 employees	—	X	X	X
	Establishments with 500 to 999 employees	—	X	X	X
	Establishments with 1,000 employees or more	—	X	X	X
71391	Golf courses and country clubs				
	All establishments	13	418	1 976	11 466
	Establishments with 1 to 4 employees	4	X	X	X
	Establishments with 5 to 9 employees	3	X	X	X
	Establishments with 10 to 19 employees	2	X	X	X
	Establishments with 20 to 49 employees	—	X	X	X
	Establishments with 50 to 99 employees	3	X	X	X
	Establishments with 100 to 249 employees	1	X	X	X
	Establishments with 250 to 499 employees	—	X	X	X
	Establishments with 500 to 999 employees	—	X	X	X
	Establishments with 1,000 employees or more	—	X	X	X
713910	Golf courses and country clubs				
	All establishments	13	418	1 976	11 466
	Establishments with 1 to 4 employees	4	X	X	X
	Establishments with 5 to 9 employees	3	X	X	X
	Establishments with 10 to 19 employees	2	X	X	X
	Establishments with 20 to 49 employees	—	X	X	X
	Establishments with 50 to 99 employees	3	X	X	X
	Establishments with 100 to 249 employees	1	X	X	X
	Establishments with 250 to 499 employees	—	X	X	X
	Establishments with 500 to 999 employees	—	X	X	X
	Establishments with 1,000 employees or more	—	X	X	X
71394	Fitness and recreational sports centers				
	All establishments	70	1 028	2 989	13 134
	Establishments with 1 to 4 employees	41	X	X	X
	Establishments with 5 to 9 employees	11	X	X	X
	Establishments with 10 to 19 employees	4	X	X	X
	Establishments with 20 to 49 employees	7	X	X	X
	Establishments with 50 to 99 employees	4	X	X	X
	Establishments with 100 to 249 employees	3	X	X	X
	Establishments with 250 to 499 employees	—	X	X	X
	Establishments with 500 to 999 employees	—	X	X	X
	Establishments with 1,000 employees or more	—	X	X	X
713940	Fitness and recreational sports centers				
	All establishments	70	1 028	2 989	13 134
	Establishments with 1 to 4 employees	41	X	X	X
	Establishments with 5 to 9 employees	11	X	X	X
	Establishments with 10 to 19 employees	4	X	X	X
	Establishments with 20 to 49 employees	7	X	X	X
	Establishments with 50 to 99 employees	4	X	X	X
	Establishments with 100 to 249 employees	3	X	X	X
	Establishments with 250 to 499 employees	—	X	X	X
	Establishments with 500 to 999 employees	—	X	X	X
	Establishments with 1,000 employees or more	—	X	X	X
71395	Bowling centers				
	All establishments	4	c	D	D
	Establishments with 1 to 4 employees	—	X	X	X
	Establishments with 5 to 9 employees	1	X	X	X
	Establishments with 10 to 19 employees	—	X	X	X
	Establishments with 20 to 49 employees	3	X	X	X
	Establishments with 50 to 99 employees	—	X	X	X
	Establishments with 100 to 249 employees	—	X	X	X
	Establishments with 250 to 499 employees	—	X	X	X
	Establishments with 500 to 999 employees	—	X	X	X
	Establishments with 1,000 employees or more	—	X	X	X

See footnotes at end of table.

Table 5. Establishments, Employees, and Payroll by Industry and Employment Size of Establishments by County: 2004—Con.

[Excludes most government employees, railroad employees, and self-employed persons. Size class 1 to 4 employees includes establishments having payroll, but no employees, during mid-March pay period. For meaning of abbreviations and symbols, see introductory text. For explanation of terms, see Appendix A. For statement on reliability, see the note at the end of the table and Appendix C]

NAICS code	Geography, kind of business, and employment size class	Establishments (number)	Paid employees for pay period including March 12 (number)	First-quarter payroll (\$1,000)	Annual payroll (\$1,000)
	CAMDEN—Con.				
71	Arts, entertainment, and recreation—Con.				
713	Amusement, gambling, and recreation industries—Con.				
7139	Other amusement and recreation services—Con.				
71395	Bowling centers—Con.				
713950	Bowling centers				
	All establishments	4	c	D	D
	Establishments with 1 to 4 employees	—	X	X	X
	Establishments with 5 to 9 employees	1	X	X	X
	Establishments with 10 to 19 employees	—	X	X	X
	Establishments with 20 to 49 employees	3	X	X	X
	Establishments with 50 to 99 employees	—	X	X	X
	Establishments with 100 to 249 employees	—	X	X	X
	Establishments with 250 to 499 employees	—	X	X	X
	Establishments with 500 to 999 employees	—	X	X	X
	Establishments with 1,000 employees or more	—	X	X	X
72	Accommodation and food services				
	All establishments	942	13 085	38 167	162 246
	Establishments with 1 to 4 employees	408	X	X	X
	Establishments with 5 to 9 employees	185	X	X	X
	Establishments with 10 to 19 employees	152	X	X	X
	Establishments with 20 to 49 employees	139	X	X	X
	Establishments with 50 to 99 employees	45	X	X	X
	Establishments with 100 to 249 employees	13	X	X	X
	Establishments with 250 to 499 employees	—	X	X	X
	Establishments with 500 to 999 employees	—	X	X	X
	Establishments with 1,000 employees or more	—	X	X	X
721	Accommodation				
	All establishments	37	664	2 478	11 576
	Establishments with 1 to 4 employees	15	X	X	X
	Establishments with 5 to 9 employees	9	X	X	X
	Establishments with 10 to 19 employees	5	X	X	X
	Establishments with 20 to 49 employees	5	X	X	X
	Establishments with 50 to 99 employees	2	X	X	X
	Establishments with 100 to 249 employees	1	X	X	X
	Establishments with 250 to 499 employees	—	X	X	X
	Establishments with 500 to 999 employees	—	X	X	X
	Establishments with 1,000 employees or more	—	X	X	X
7211	Traveler accommodation				
	All establishments	33	653	2 420	11 242
	Establishments with 1 to 4 employees	12	X	X	X
	Establishments with 5 to 9 employees	8	X	X	X
	Establishments with 10 to 19 employees	5	X	X	X
	Establishments with 20 to 49 employees	5	X	X	X
	Establishments with 50 to 99 employees	2	X	X	X
	Establishments with 100 to 249 employees	1	X	X	X
	Establishments with 250 to 499 employees	—	X	X	X
	Establishments with 500 to 999 employees	—	X	X	X
	Establishments with 1,000 employees or more	—	X	X	X
72111	Hotels (except casino hotels) and motels				
	All establishments	30	647	2 407	11 150
	Establishments with 1 to 4 employees	9	X	X	X
	Establishments with 5 to 9 employees	8	X	X	X
	Establishments with 10 to 19 employees	5	X	X	X
	Establishments with 20 to 49 employees	5	X	X	X
	Establishments with 50 to 99 employees	2	X	X	X
	Establishments with 100 to 249 employees	1	X	X	X
	Establishments with 250 to 499 employees	—	X	X	X
	Establishments with 500 to 999 employees	—	X	X	X
	Establishments with 1,000 employees or more	—	X	X	X
721110	Hotels (except casino hotels) and motels				
	All establishments	30	647	2 407	11 150
	Establishments with 1 to 4 employees	9	X	X	X
	Establishments with 5 to 9 employees	8	X	X	X
	Establishments with 10 to 19 employees	5	X	X	X
	Establishments with 20 to 49 employees	5	X	X	X
	Establishments with 50 to 99 employees	2	X	X	X
	Establishments with 100 to 249 employees	1	X	X	X
	Establishments with 250 to 499 employees	—	X	X	X
	Establishments with 500 to 999 employees	—	X	X	X
	Establishments with 1,000 employees or more	—	X	X	X
722	Food services and drinking places				
	All establishments	905	12 421	35 689	150 670
	Establishments with 1 to 4 employees	393	X	X	X
	Establishments with 5 to 9 employees	176	X	X	X
	Establishments with 10 to 19 employees	147	X	X	X
	Establishments with 20 to 49 employees	134	X	X	X
	Establishments with 50 to 99 employees	43	X	X	X
	Establishments with 100 to 249 employees	12	X	X	X
	Establishments with 250 to 499 employees	—	X	X	X
	Establishments with 500 to 999 employees	—	X	X	X
	Establishments with 1,000 employees or more	—	X	X	X

See footnotes at end of table.

Table 5. Establishments, Employees, and Payroll by Industry and Employment Size of Establishments by County: 2004—Con.

[Excludes most government employees, railroad employees, and self-employed persons. Size class 1 to 4 employees includes establishments having payroll, but no employees, during mid-March pay period. For meaning of abbreviations and symbols, see introductory text. For explanation of terms, see Appendix A. For statement on reliability, see the note at the end of the table and Appendix C]

NAICS code	Geography, kind of business, and employment size class	Establishments (number)	Paid employees for pay period including March 12 (number)	First-quarter payroll (\$1,000)	Annual payroll (\$1,000)
	CAMDEN—Con.				
72	Accommodation and food services—Con.				
722	Food services and drinking places—Con.				
7221	Full-service restaurants				
	All establishments	277	5 529	17 101	69 877
	Establishments with 1 to 4 employees	97	X	X	X
	Establishments with 5 to 9 employees	47	X	X	X
	Establishments with 10 to 19 employees	46	X	X	X
	Establishments with 20 to 49 employees	52	X	X	X
	Establishments with 50 to 99 employees	27	X	X	X
	Establishments with 100 to 249 employees	8	X	X	X
	Establishments with 250 to 499 employees	—	X	X	X
	Establishments with 500 to 999 employees	—	X	X	X
	Establishments with 1,000 employees or more	—	X	X	X
72211	Full-service restaurants				
	All establishments	277	5 529	17 101	69 877
	Establishments with 1 to 4 employees	97	X	X	X
	Establishments with 5 to 9 employees	47	X	X	X
	Establishments with 10 to 19 employees	46	X	X	X
	Establishments with 20 to 49 employees	52	X	X	X
	Establishments with 50 to 99 employees	27	X	X	X
	Establishments with 100 to 249 employees	8	X	X	X
	Establishments with 250 to 499 employees	—	X	X	X
	Establishments with 500 to 999 employees	—	X	X	X
	Establishments with 1,000 employees or more	—	X	X	X
72210	Full-service restaurants				
	All establishments	277	5 529	17 101	69 877
	Establishments with 1 to 4 employees	97	X	X	X
	Establishments with 5 to 9 employees	47	X	X	X
	Establishments with 10 to 19 employees	46	X	X	X
	Establishments with 20 to 49 employees	52	X	X	X
	Establishments with 50 to 99 employees	27	X	X	X
	Establishments with 100 to 249 employees	8	X	X	X
	Establishments with 250 to 499 employees	—	X	X	X
	Establishments with 500 to 999 employees	—	X	X	X
	Establishments with 1,000 employees or more	—	X	X	X
7222	Limited-service eating places				
	All establishments	439	4 663	11 763	50 979
	Establishments with 1 to 4 employees	211	X	X	X
	Establishments with 5 to 9 employees	81	X	X	X
	Establishments with 10 to 19 employees	74	X	X	X
	Establishments with 20 to 49 employees	59	X	X	X
	Establishments with 50 to 99 employees	14	X	X	X
	Establishments with 100 to 249 employees	—	X	X	X
	Establishments with 250 to 499 employees	—	X	X	X
	Establishments with 500 to 999 employees	—	X	X	X
	Establishments with 1,000 employees or more	—	X	X	X
72221	Limited-service eating places				
	All establishments	439	4 663	11 763	50 979
	Establishments with 1 to 4 employees	211	X	X	X
	Establishments with 5 to 9 employees	81	X	X	X
	Establishments with 10 to 19 employees	74	X	X	X
	Establishments with 20 to 49 employees	59	X	X	X
	Establishments with 50 to 99 employees	14	X	X	X
	Establishments with 100 to 249 employees	—	X	X	X
	Establishments with 250 to 499 employees	—	X	X	X
	Establishments with 500 to 999 employees	—	X	X	X
	Establishments with 1,000 employees or more	—	X	X	X
722211	Limited-service restaurants				
	All establishments	342	4 098	9 960	42 551
	Establishments with 1 to 4 employees	158	X	X	X
	Establishments with 5 to 9 employees	59	X	X	X
	Establishments with 10 to 19 employees	55	X	X	X
	Establishments with 20 to 49 employees	57	X	X	X
	Establishments with 50 to 99 employees	13	X	X	X
	Establishments with 100 to 249 employees	—	X	X	X
	Establishments with 250 to 499 employees	—	X	X	X
	Establishments with 500 to 999 employees	—	X	X	X
	Establishments with 1,000 employees or more	—	X	X	X
722213	Snack and nonalcoholic beverage bars				
	All establishments	88	488	1 566	7 293
	Establishments with 1 to 4 employees	47	X	X	X
	Establishments with 5 to 9 employees	20	X	X	X
	Establishments with 10 to 19 employees	19	X	X	X
	Establishments with 20 to 49 employees	2	X	X	X
	Establishments with 50 to 99 employees	—	X	X	X
	Establishments with 100 to 249 employees	—	X	X	X
	Establishments with 250 to 499 employees	—	X	X	X
	Establishments with 500 to 999 employees	—	X	X	X
	Establishments with 1,000 employees or more	—	X	X	X

See footnotes at end of table.

Table 5. Establishments, Employees, and Payroll by Industry and Employment Size of Establishments by County: 2004—Con.

[Excludes most government employees, railroad employees, and self-employed persons. Size class 1 to 4 employees includes establishments having payroll, but no employees, during mid-March pay period. For meaning of abbreviations and symbols, see introductory text. For explanation of terms, see Appendix A. For statement on reliability, see the note at the end of the table and Appendix C]

NAICS code	Geography, kind of business, and employment size class	Establishments (number)	Paid employees for pay period including March 12 (number)	First-quarter payroll (\$1,000)	Annual payroll (\$1,000)
	CAMDEN—Con.				
72	Accommodation and food services—Con.				
722	Food services and drinking places—Con.				
7223	Special food services				
	All establishments	105	1 503	4 702	20 935
	Establishments with 1 to 4 employees	45	X	X	X
	Establishments with 5 to 9 employees	25	X	X	X
	Establishments with 10 to 19 employees	11	X	X	X
	Establishments with 20 to 49 employees	19	X	X	X
	Establishments with 50 to 99 employees	2	X	X	X
	Establishments with 100 to 249 employees	3	X	X	X
	Establishments with 250 to 499 employees	—	X	X	X
	Establishments with 500 to 999 employees	—	X	X	X
	Establishments with 1,000 employees or more	—	X	X	X
72231	Food service contractors				
	All establishments	70	837	3 101	12 774
	Establishments with 1 to 4 employees	28	X	X	X
	Establishments with 5 to 9 employees	19	X	X	X
	Establishments with 10 to 19 employees	8	X	X	X
	Establishments with 20 to 49 employees	13	X	X	X
	Establishments with 50 to 99 employees	1	X	X	X
	Establishments with 100 to 249 employees	1	X	X	X
	Establishments with 250 to 499 employees	—	X	X	X
	Establishments with 500 to 999 employees	—	X	X	X
	Establishments with 1,000 employees or more	—	X	X	X
722310	Food service contractors				
	All establishments	70	837	3 101	12 774
	Establishments with 1 to 4 employees	28	X	X	X
	Establishments with 5 to 9 employees	19	X	X	X
	Establishments with 10 to 19 employees	8	X	X	X
	Establishments with 20 to 49 employees	13	X	X	X
	Establishments with 50 to 99 employees	1	X	X	X
	Establishments with 100 to 249 employees	1	X	X	X
	Establishments with 250 to 499 employees	—	X	X	X
	Establishments with 500 to 999 employees	—	X	X	X
	Establishments with 1,000 employees or more	—	X	X	X
72232	Caterers				
	All establishments	33	f	D	D
	Establishments with 1 to 4 employees	15	X	X	X
	Establishments with 5 to 9 employees	6	X	X	X
	Establishments with 10 to 19 employees	3	X	X	X
	Establishments with 20 to 49 employees	6	X	X	X
	Establishments with 50 to 99 employees	1	X	X	X
	Establishments with 100 to 249 employees	2	X	X	X
	Establishments with 250 to 499 employees	—	X	X	X
	Establishments with 500 to 999 employees	—	X	X	X
	Establishments with 1,000 employees or more	—	X	X	X
722320	Caterers				
	All establishments	33	f	D	D
	Establishments with 1 to 4 employees	15	X	X	X
	Establishments with 5 to 9 employees	6	X	X	X
	Establishments with 10 to 19 employees	3	X	X	X
	Establishments with 20 to 49 employees	6	X	X	X
	Establishments with 50 to 99 employees	1	X	X	X
	Establishments with 100 to 249 employees	2	X	X	X
	Establishments with 250 to 499 employees	—	X	X	X
	Establishments with 500 to 999 employees	—	X	X	X
	Establishments with 1,000 employees or more	—	X	X	X
7224	Drinking places (alcoholic beverages)				
	All establishments	84	726	2 123	8 879
	Establishments with 1 to 4 employees	40	X	X	X
	Establishments with 5 to 9 employees	23	X	X	X
	Establishments with 10 to 19 employees	16	X	X	X
	Establishments with 20 to 49 employees	4	X	X	X
	Establishments with 50 to 99 employees	—	X	X	X
	Establishments with 100 to 249 employees	1	X	X	X
	Establishments with 250 to 499 employees	—	X	X	X
	Establishments with 500 to 999 employees	—	X	X	X
	Establishments with 1,000 employees or more	—	X	X	X
72241	Drinking places (alcoholic beverages)				
	All establishments	84	726	2 123	8 879
	Establishments with 1 to 4 employees	40	X	X	X
	Establishments with 5 to 9 employees	23	X	X	X
	Establishments with 10 to 19 employees	16	X	X	X
	Establishments with 20 to 49 employees	4	X	X	X
	Establishments with 50 to 99 employees	—	X	X	X
	Establishments with 100 to 249 employees	1	X	X	X
	Establishments with 250 to 499 employees	—	X	X	X
	Establishments with 500 to 999 employees	—	X	X	X
	Establishments with 1,000 employees or more	—	X	X	X

See footnotes at end of table.

Table 5. Establishments, Employees, and Payroll by Industry and Employment Size of Establishments by County: 2004—Con.

[Excludes most government employees, railroad employees, and self-employed persons. Size class 1 to 4 employees includes establishments having payroll, but no employees, during mid-March pay period. For meaning of abbreviations and symbols, see introductory text. For explanation of terms, see Appendix A. For statement on reliability, see the note at the end of the table and Appendix C]

NAICS code	Geography, kind of business, and employment size class	Establishments (number)	Paid employees for pay period including March 12 (number)	First-quarter payroll (\$1,000)	Annual payroll (\$1,000)
	CAMDEN—Con.				
72	Accommodation and food services—Con.				
722	Food services and drinking places—Con.				
7224	Drinking places (alcoholic beverages)—Con.				
72241	Drinking places (alcoholic beverages)—Con.				
722410	Drinking places (alcoholic beverages)				
	All establishments	84	726	2 123	8 879
	Establishments with 1 to 4 employees	40	X	X	X
	Establishments with 5 to 9 employees	23	X	X	X
	Establishments with 10 to 19 employees	16	X	X	X
	Establishments with 20 to 49 employees	4	X	X	X
	Establishments with 50 to 99 employees	—	X	X	X
	Establishments with 100 to 249 employees	1	X	X	X
	Establishments with 250 to 499 employees	—	X	X	X
	Establishments with 500 to 999 employees	—	X	X	X
	Establishments with 1,000 employees or more	—	X	X	X
81	Other services (except public administration)				
	All establishments	1 266	9 142	47 227	200 768
	Establishments with 1 to 4 employees	788	X	X	X
	Establishments with 5 to 9 employees	259	X	X	X
	Establishments with 10 to 19 employees	131	X	X	X
	Establishments with 20 to 49 employees	65	X	X	X
	Establishments with 50 to 99 employees	18	X	X	X
	Establishments with 100 to 249 employees	5	X	X	X
	Establishments with 250 to 499 employees	—	X	X	X
	Establishments with 500 to 999 employees	—	X	X	X
	Establishments with 1,000 employees or more	—	X	X	X
811	Repair and maintenance				
	All establishments	383	2 043	13 809	58 444
	Establishments with 1 to 4 employees	243	X	X	X
	Establishments with 5 to 9 employees	92	X	X	X
	Establishments with 10 to 19 employees	35	X	X	X
	Establishments with 20 to 49 employees	12	X	X	X
	Establishments with 50 to 99 employees	1	X	X	X
	Establishments with 100 to 249 employees	—	X	X	X
	Establishments with 250 to 499 employees	—	X	X	X
	Establishments with 500 to 999 employees	—	X	X	X
	Establishments with 1,000 employees or more	—	X	X	X
8111	Automotive repair and maintenance				
	All establishments	298	1 622	10 077	42 028
	Establishments with 1 to 4 employees	192	X	X	X
	Establishments with 5 to 9 employees	66	X	X	X
	Establishments with 10 to 19 employees	29	X	X	X
	Establishments with 20 to 49 employees	10	X	X	X
	Establishments with 50 to 99 employees	1	X	X	X
	Establishments with 100 to 249 employees	—	X	X	X
	Establishments with 250 to 499 employees	—	X	X	X
	Establishments with 500 to 999 employees	—	X	X	X
	Establishments with 1,000 employees or more	—	X	X	X
81111	Automotive mechanical and electrical repair and maintenance				
	All establishments	182	708	4 918	20 956
	Establishments with 1 to 4 employees	136	X	X	X
	Establishments with 5 to 9 employees	33	X	X	X
	Establishments with 10 to 19 employees	11	X	X	X
	Establishments with 20 to 49 employees	2	X	X	X
	Establishments with 50 to 99 employees	—	X	X	X
	Establishments with 100 to 249 employees	—	X	X	X
	Establishments with 250 to 499 employees	—	X	X	X
	Establishments with 500 to 999 employees	—	X	X	X
	Establishments with 1,000 employees or more	—	X	X	X
811111	General automotive repair				
	All establishments	153	602	4 138	17 368
	Establishments with 1 to 4 employees	114	X	X	X
	Establishments with 5 to 9 employees	28	X	X	X
	Establishments with 10 to 19 employees	9	X	X	X
	Establishments with 20 to 49 employees	2	X	X	X
	Establishments with 50 to 99 employees	—	X	X	X
	Establishments with 100 to 249 employees	—	X	X	X
	Establishments with 250 to 499 employees	—	X	X	X
	Establishments with 500 to 999 employees	—	X	X	X
	Establishments with 1,000 employees or more	—	X	X	X
81112	Automotive body, paint, interior, and glass repair				
	All establishments	58	368	3 012	12 157
	Establishments with 1 to 4 employees	29	X	X	X
	Establishments with 5 to 9 employees	16	X	X	X
	Establishments with 10 to 19 employees	11	X	X	X
	Establishments with 20 to 49 employees	2	X	X	X
	Establishments with 50 to 99 employees	—	X	X	X
	Establishments with 100 to 249 employees	—	X	X	X
	Establishments with 250 to 499 employees	—	X	X	X
	Establishments with 500 to 999 employees	—	X	X	X
	Establishments with 1,000 employees or more	—	X	X	X

See footnotes at end of table.

Table 5. Establishments, Employees, and Payroll by Industry and Employment Size of Establishments by County: 2004—Con.

[Excludes most government employees, railroad employees, and self-employed persons. Size class 1 to 4 employees includes establishments having payroll, but no employees, during mid-March pay period. For meaning of abbreviations and symbols, see introductory text. For explanation of terms, see Appendix A. For statement on reliability, see the note at the end of the table and Appendix C]

NAICS code	Geography, kind of business, and employment size class	Establishments (number)	Paid employees for pay period including March 12 (number)	First-quarter payroll (\$1,000)	Annual payroll (\$1,000)
81	CAMDEN—Con.				
	Other services (except public administration)—Con.				
811	Repair and maintenance—Con.				
8111	Automotive repair and maintenance—Con.				
81112	Automotive body, paint, interior, and glass repair—Con.				
811121	Automotive body, paint, and interior repair and maintenance				
	All establishments	53	345	2 753	11 120
	Establishments with 1 to 4 employees	26	X	X	X
	Establishments with 5 to 9 employees	15	X	X	X
	Establishments with 10 to 19 employees	10	X	X	X
	Establishments with 20 to 49 employees	2	X	X	X
	Establishments with 50 to 99 employees	—	X	X	X
	Establishments with 100 to 249 employees	—	X	X	X
	Establishments with 250 to 499 employees	—	X	X	X
	Establishments with 500 to 999 employees	—	X	X	X
	Establishments with 1,000 employees or more	—	X	X	X
81119	Other automotive repair and maintenance				
	All establishments	58	546	2 147	8 915
	Establishments with 1 to 4 employees	27	X	X	X
	Establishments with 5 to 9 employees	17	X	X	X
	Establishments with 10 to 19 employees	7	X	X	X
	Establishments with 20 to 49 employees	6	X	X	X
	Establishments with 50 to 99 employees	1	X	X	X
	Establishments with 100 to 249 employees	—	X	X	X
	Establishments with 250 to 499 employees	—	X	X	X
	Establishments with 500 to 999 employees	—	X	X	X
	Establishments with 1,000 employees or more	—	X	X	X
811192	Car washes				
	All establishments	44	461	1 566	7 239
	Establishments with 1 to 4 employees	22	X	X	X
	Establishments with 5 to 9 employees	10	X	X	X
	Establishments with 10 to 19 employees	5	X	X	X
	Establishments with 20 to 49 employees	6	X	X	X
	Establishments with 50 to 99 employees	1	X	X	X
	Establishments with 100 to 249 employees	—	X	X	X
	Establishments with 250 to 499 employees	—	X	X	X
	Establishments with 500 to 999 employees	—	X	X	X
	Establishments with 1,000 employees or more	—	X	X	X
8112	Electronic and precision equipment repair and maintenance				
	All establishments	29	143	1 298	5 408
	Establishments with 1 to 4 employees	15	X	X	X
	Establishments with 5 to 9 employees	11	X	X	X
	Establishments with 10 to 19 employees	3	X	X	X
	Establishments with 20 to 49 employees	—	X	X	X
	Establishments with 50 to 99 employees	—	X	X	X
	Establishments with 100 to 249 employees	—	X	X	X
	Establishments with 250 to 499 employees	—	X	X	X
	Establishments with 500 to 999 employees	—	X	X	X
	Establishments with 1,000 employees or more	—	X	X	X
81121	Electronic and precision equipment repair and maintenance				
	All establishments	29	143	1 298	5 408
	Establishments with 1 to 4 employees	15	X	X	X
	Establishments with 5 to 9 employees	11	X	X	X
	Establishments with 10 to 19 employees	3	X	X	X
	Establishments with 20 to 49 employees	—	X	X	X
	Establishments with 50 to 99 employees	—	X	X	X
	Establishments with 100 to 249 employees	—	X	X	X
	Establishments with 250 to 499 employees	—	X	X	X
	Establishments with 500 to 999 employees	—	X	X	X
	Establishments with 1,000 employees or more	—	X	X	X
8113	Commercial and industrial machinery and equipment (except automotive and electronic) repair and maintenance				
	All establishments	31	209	2 039	9 202
	Establishments with 1 to 4 employees	16	X	X	X
	Establishments with 5 to 9 employees	11	X	X	X
	Establishments with 10 to 19 employees	2	X	X	X
	Establishments with 20 to 49 employees	2	X	X	X
	Establishments with 50 to 99 employees	—	X	X	X
	Establishments with 100 to 249 employees	—	X	X	X
	Establishments with 250 to 499 employees	—	X	X	X
	Establishments with 500 to 999 employees	—	X	X	X
	Establishments with 1,000 employees or more	—	X	X	X
81131	Commercial and industrial machinery and equipment (except automotive and electronic) repair and maintenance				
	All establishments	31	209	2 039	9 202
	Establishments with 1 to 4 employees	16	X	X	X
	Establishments with 5 to 9 employees	11	X	X	X
	Establishments with 10 to 19 employees	2	X	X	X
	Establishments with 20 to 49 employees	2	X	X	X
	Establishments with 50 to 99 employees	—	X	X	X
	Establishments with 100 to 249 employees	—	X	X	X
	Establishments with 250 to 499 employees	—	X	X	X

See footnotes at end of table.

Table 5. Establishments, Employees, and Payroll by Industry and Employment Size of Establishments by County: 2004—Con.

[Excludes most government employees, railroad employees, and self-employed persons. Size class 1 to 4 employees includes establishments having payroll, but no employees, during mid-March pay period. For meaning of abbreviations and symbols, see introductory text. For explanation of terms, see Appendix A. For statement on reliability, see the note at the end of the table and Appendix C]

NAICS code	Geography, kind of business, and employment size class	Establishments (number)	Paid employees for pay period including March 12 (number)	First-quarter payroll (\$1,000)	Annual payroll (\$1,000)
	CAMDEN—Con.				
81	Other services (except public administration)—Con.				
811	Repair and maintenance—Con.				
8113	Commercial and industrial machinery and equipment (except automotive and electronic) repair and maintenance—Con.				
81131	Commercial and industrial machinery and equipment (except automotive and electronic) repair and maintenance—Con.				
	All establishments—Con.				
	Establishments with 500 to 999 employees	—	X	X	X
	Establishments with 1,000 employees or more	—	X	X	X
811310	Commercial and industrial machinery and equipment (except automotive and electronic) repair and maintenance				
	All establishments	31	209	2 039	9 202
	Establishments with 1 to 4 employees	16	X	X	X
	Establishments with 5 to 9 employees	11	X	X	X
	Establishments with 10 to 19 employees	2	X	X	X
	Establishments with 20 to 49 employees	2	X	X	X
	Establishments with 50 to 99 employees	—	X	X	X
	Establishments with 100 to 249 employees	—	X	X	X
	Establishments with 250 to 499 employees	—	X	X	X
	Establishments with 500 to 999 employees	—	X	X	X
	Establishments with 1,000 employees or more	—	X	X	X
812	Personal and laundry services				
	All establishments	472	3 045	13 279	61 275
	Establishments with 1 to 4 employees	324	X	X	X
	Establishments with 5 to 9 employees	78	X	X	X
	Establishments with 10 to 19 employees	44	X	X	X
	Establishments with 20 to 49 employees	19	X	X	X
	Establishments with 50 to 99 employees	5	X	X	X
	Establishments with 100 to 249 employees	2	X	X	X
	Establishments with 250 to 499 employees	—	X	X	X
	Establishments with 500 to 999 employees	—	X	X	X
	Establishments with 1,000 employees or more	—	X	X	X
8121	Personal care services				
	All establishments	289	1 757	6 648	27 854
	Establishments with 1 to 4 employees	188	X	X	X
	Establishments with 5 to 9 employees	51	X	X	X
	Establishments with 10 to 19 employees	35	X	X	X
	Establishments with 20 to 49 employees	12	X	X	X
	Establishments with 50 to 99 employees	3	X	X	X
	Establishments with 100 to 249 employees	—	X	X	X
	Establishments with 250 to 499 employees	—	X	X	X
	Establishments with 500 to 999 employees	—	X	X	X
	Establishments with 1,000 employees or more	—	X	X	X
81211	Hair, nail, and skin care services				
	All establishments	244	1 525	6 148	25 866
	Establishments with 1 to 4 employees	155	X	X	X
	Establishments with 5 to 9 employees	45	X	X	X
	Establishments with 10 to 19 employees	32	X	X	X
	Establishments with 20 to 49 employees	9	X	X	X
	Establishments with 50 to 99 employees	3	X	X	X
	Establishments with 100 to 249 employees	—	X	X	X
	Establishments with 250 to 499 employees	—	X	X	X
	Establishments with 500 to 999 employees	—	X	X	X
	Establishments with 1,000 employees or more	—	X	X	X
812112	Beauty salons				
	All establishments	194	1 404	5 728	24 052
	Establishments with 1 to 4 employees	111	X	X	X
	Establishments with 5 to 9 employees	41	X	X	X
	Establishments with 10 to 19 employees	30	X	X	X
	Establishments with 20 to 49 employees	9	X	X	X
	Establishments with 50 to 99 employees	3	X	X	X
	Establishments with 100 to 249 employees	—	X	X	X
	Establishments with 250 to 499 employees	—	X	X	X
	Establishments with 500 to 999 employees	—	X	X	X
	Establishments with 1,000 employees or more	—	X	X	X
81219	Other personal care services				
	All establishments	45	232	500	1 988
	Establishments with 1 to 4 employees	33	X	X	X
	Establishments with 5 to 9 employees	6	X	X	X
	Establishments with 10 to 19 employees	3	X	X	X
	Establishments with 20 to 49 employees	3	X	X	X
	Establishments with 50 to 99 employees	—	X	X	X
	Establishments with 100 to 249 employees	—	X	X	X
	Establishments with 250 to 499 employees	—	X	X	X
	Establishments with 500 to 999 employees	—	X	X	X
	Establishments with 1,000 employees or more	—	X	X	X

See footnotes at end of table.

Table 5. Establishments, Employees, and Payroll by Industry and Employment Size of Establishments by County: 2004—Con.

[Excludes most government employees, railroad employees, and self-employed persons. Size class 1 to 4 employees includes establishments having payroll, but no employees, during mid-March pay period. For meaning of abbreviations and symbols, see introductory text. For explanation of terms, see Appendix A. For statement on reliability, see the note at the end of the table and Appendix C]

NAICS code	Geography, kind of business, and employment size class	Establishments (number)	Paid employees for pay period including March 12 (number)	First-quarter payroll (\$1,000)	Annual payroll (\$1,000)
81	CAMDEN—Con.				
	Other services (except public administration)—Con.				
812	Personal and laundry services—Con.				
8121	Personal care services—Con.				
81219	Other personal care services—Con.				
812199	All other personal care services				
	All establishments	33	197	364	1 579
	Establishments with 1 to 4 employees	22	X	X	X
	Establishments with 5 to 9 employees	5	X	X	X
	Establishments with 10 to 19 employees	3	X	X	X
	Establishments with 20 to 49 employees	3	X	X	X
	Establishments with 50 to 99 employees	—	X	X	X
	Establishments with 100 to 249 employees	—	X	X	X
	Establishments with 250 to 499 employees	—	X	X	X
	Establishments with 500 to 999 employees	—	X	X	X
	Establishments with 1,000 employees or more	—	X	X	X
8122	Death care services				
	All establishments	31	156	1 288	5 303
	Establishments with 1 to 4 employees	22	X	X	X
	Establishments with 5 to 9 employees	6	X	X	X
	Establishments with 10 to 19 employees	1	X	X	X
	Establishments with 20 to 49 employees	2	X	X	X
	Establishments with 50 to 99 employees	—	X	X	X
	Establishments with 100 to 249 employees	—	X	X	X
	Establishments with 250 to 499 employees	—	X	X	X
	Establishments with 500 to 999 employees	—	X	X	X
	Establishments with 1,000 employees or more	—	X	X	X
81221	Funeral homes and funeral services				
	All establishments	23	114	986	4 467
	Establishments with 1 to 4 employees	17	X	X	X
	Establishments with 5 to 9 employees	4	X	X	X
	Establishments with 10 to 19 employees	—	X	X	X
	Establishments with 20 to 49 employees	2	X	X	X
	Establishments with 50 to 99 employees	—	X	X	X
	Establishments with 100 to 249 employees	—	X	X	X
	Establishments with 250 to 499 employees	—	X	X	X
	Establishments with 500 to 999 employees	—	X	X	X
	Establishments with 1,000 employees or more	—	X	X	X
812210	Funeral homes and funeral services				
	All establishments	23	114	986	4 467
	Establishments with 1 to 4 employees	17	X	X	X
	Establishments with 5 to 9 employees	4	X	X	X
	Establishments with 10 to 19 employees	—	X	X	X
	Establishments with 20 to 49 employees	2	X	X	X
	Establishments with 50 to 99 employees	—	X	X	X
	Establishments with 100 to 249 employees	—	X	X	X
	Establishments with 250 to 499 employees	—	X	X	X
	Establishments with 500 to 999 employees	—	X	X	X
	Establishments with 1,000 employees or more	—	X	X	X
8123	Drycleaning and laundry services				
	All establishments	95	831	4 349	23 421
	Establishments with 1 to 4 employees	71	X	X	X
	Establishments with 5 to 9 employees	15	X	X	X
	Establishments with 10 to 19 employees	4	X	X	X
	Establishments with 20 to 49 employees	1	X	X	X
	Establishments with 50 to 99 employees	2	X	X	X
	Establishments with 100 to 249 employees	2	X	X	X
	Establishments with 250 to 499 employees	—	X	X	X
	Establishments with 500 to 999 employees	—	X	X	X
	Establishments with 1,000 employees or more	—	X	X	X
81232	Drycleaning and laundry services (except coin-operated)				
	All establishments	67	231	871	3 803
	Establishments with 1 to 4 employees	52	X	X	X
	Establishments with 5 to 9 employees	11	X	X	X
	Establishments with 10 to 19 employees	3	X	X	X
	Establishments with 20 to 49 employees	1	X	X	X
	Establishments with 50 to 99 employees	—	X	X	X
	Establishments with 100 to 249 employees	—	X	X	X
	Establishments with 250 to 499 employees	—	X	X	X
	Establishments with 500 to 999 employees	—	X	X	X
	Establishments with 1,000 employees or more	—	X	X	X
812320	Drycleaning and laundry services (except coin-operated)				
	All establishments	67	231	871	3 803
	Establishments with 1 to 4 employees	52	X	X	X
	Establishments with 5 to 9 employees	11	X	X	X
	Establishments with 10 to 19 employees	3	X	X	X
	Establishments with 20 to 49 employees	1	X	X	X
	Establishments with 50 to 99 employees	—	X	X	X
	Establishments with 100 to 249 employees	—	X	X	X
	Establishments with 250 to 499 employees	—	X	X	X
	Establishments with 500 to 999 employees	—	X	X	X
	Establishments with 1,000 employees or more	—	X	X	X

See footnotes at end of table.

Table 5. Establishments, Employees, and Payroll by Industry and Employment Size of Establishments by County: 2004—Con.

[Excludes most government employees, railroad employees, and self-employed persons. Size class 1 to 4 employees includes establishments having payroll, but no employees, during mid-March pay period. For meaning of abbreviations and symbols, see introductory text. For explanation of terms, see Appendix A. For statement on reliability, see the note at the end of the table and Appendix C]

NAICS code	Geography, kind of business, and employment size class	Establishments (number)	Paid employees for pay period including March 12 (number)	First-quarter payroll (\$1,000)	Annual payroll (\$1,000)
81	CAMDEN—Con.				
	Other services (except public administration)—Con.				
812	Personal and laundry services—Con.				
8123	Drycleaning and laundry services—Con.				
81233	Linen and uniform supply				
	All establishments	8	554	3 359	19 152
	Establishments with 1 to 4 employees	2	X	X	X
	Establishments with 5 to 9 employees	1	X	X	X
	Establishments with 10 to 19 employees	1	X	X	X
	Establishments with 20 to 49 employees	—	X	X	X
	Establishments with 50 to 99 employees	2	X	X	X
	Establishments with 100 to 249 employees	2	X	X	X
	Establishments with 250 to 499 employees	—	X	X	X
	Establishments with 500 to 999 employees	—	X	X	X
	Establishments with 1,000 employees or more	—	X	X	X
812331	Linen supply				
	All establishments	4	e	D	D
	Establishments with 1 to 4 employees	—	X	X	X
	Establishments with 5 to 9 employees	1	X	X	X
	Establishments with 10 to 19 employees	1	X	X	X
	Establishments with 20 to 49 employees	—	X	X	X
	Establishments with 50 to 99 employees	1	X	X	X
	Establishments with 100 to 249 employees	1	X	X	X
	Establishments with 250 to 499 employees	—	X	X	X
	Establishments with 500 to 999 employees	—	X	X	X
	Establishments with 1,000 employees or more	—	X	X	X
812332	Industrial launderers				
	All establishments	4	c	D	D
	Establishments with 1 to 4 employees	2	X	X	X
	Establishments with 5 to 9 employees	—	X	X	X
	Establishments with 10 to 19 employees	—	X	X	X
	Establishments with 20 to 49 employees	—	X	X	X
	Establishments with 50 to 99 employees	1	X	X	X
	Establishments with 100 to 249 employees	1	X	X	X
	Establishments with 250 to 499 employees	—	X	X	X
	Establishments with 500 to 999 employees	—	X	X	X
	Establishments with 1,000 employees or more	—	X	X	X
8129	Other personal services				
	All establishments	57	301	994	4 697
	Establishments with 1 to 4 employees	43	X	X	X
	Establishments with 5 to 9 employees	6	X	X	X
	Establishments with 10 to 19 employees	4	X	X	X
	Establishments with 20 to 49 employees	4	X	X	X
	Establishments with 50 to 99 employees	—	X	X	X
	Establishments with 100 to 249 employees	—	X	X	X
	Establishments with 250 to 499 employees	—	X	X	X
	Establishments with 500 to 999 employees	—	X	X	X
	Establishments with 1,000 employees or more	—	X	X	X
81291	Pet care (except veterinary) services				
	All establishments	15	128	437	2 017
	Establishments with 1 to 4 employees	9	X	X	X
	Establishments with 5 to 9 employees	2	X	X	X
	Establishments with 10 to 19 employees	2	X	X	X
	Establishments with 20 to 49 employees	2	X	X	X
	Establishments with 50 to 99 employees	—	X	X	X
	Establishments with 100 to 249 employees	—	X	X	X
	Establishments with 250 to 499 employees	—	X	X	X
	Establishments with 500 to 999 employees	—	X	X	X
	Establishments with 1,000 employees or more	—	X	X	X
812910	Pet care (except veterinary) services				
	All establishments	15	128	437	2 017
	Establishments with 1 to 4 employees	9	X	X	X
	Establishments with 5 to 9 employees	2	X	X	X
	Establishments with 10 to 19 employees	2	X	X	X
	Establishments with 20 to 49 employees	2	X	X	X
	Establishments with 50 to 99 employees	—	X	X	X
	Establishments with 100 to 249 employees	—	X	X	X
	Establishments with 250 to 499 employees	—	X	X	X
	Establishments with 500 to 999 employees	—	X	X	X
	Establishments with 1,000 employees or more	—	X	X	X
81299	All other personal services				
	All establishments	26	116	419	2 078
	Establishments with 1 to 4 employees	22	X	X	X
	Establishments with 5 to 9 employees	1	X	X	X
	Establishments with 10 to 19 employees	1	X	X	X
	Establishments with 20 to 49 employees	2	X	X	X
	Establishments with 50 to 99 employees	—	X	X	X
	Establishments with 100 to 249 employees	—	X	X	X
	Establishments with 250 to 499 employees	—	X	X	X
	Establishments with 500 to 999 employees	—	X	X	X
	Establishments with 1,000 employees or more	—	X	X	X

See footnotes at end of table.

Table 5. Establishments, Employees, and Payroll by Industry and Employment Size of Establishments by County: 2004—Con.

[Excludes most government employees, railroad employees, and self-employed persons. Size class 1 to 4 employees includes establishments having payroll, but no employees, during mid-March pay period. For meaning of abbreviations and symbols, see introductory text. For explanation of terms, see Appendix A. For statement on reliability, see the note at the end of the table and Appendix C]

NAICS code	Geography, kind of business, and employment size class	Establishments (number)	Paid employees for pay period including March 12 (number)	First-quarter payroll (\$1,000)	Annual payroll (\$1,000)
	CAMDEN—Con.				
81	Other services (except public administration)—Con.				
812	Personal and laundry services—Con.				
8129	Other personal services—Con.				
81299	All other personal services—Con.				
812990	All other personal services				
	All establishments	26	116	419	2 078
	Establishments with 1 to 4 employees	22	X	X	X
	Establishments with 5 to 9 employees	1	X	X	X
	Establishments with 10 to 19 employees	1	X	X	X
	Establishments with 20 to 49 employees	2	X	X	X
	Establishments with 50 to 99 employees	—	X	X	X
	Establishments with 100 to 249 employees	—	X	X	X
	Establishments with 250 to 499 employees	—	X	X	X
	Establishments with 500 to 999 employees	—	X	X	X
	Establishments with 1,000 employees or more	—	X	X	X
813	Religious, grantmaking, civic, professional, and similar organizations				
	All establishments	411	4 054	20 139	81 049
	Establishments with 1 to 4 employees	221	X	X	X
	Establishments with 5 to 9 employees	89	X	X	X
	Establishments with 10 to 19 employees	52	X	X	X
	Establishments with 20 to 49 employees	34	X	X	X
	Establishments with 50 to 99 employees	12	X	X	X
	Establishments with 100 to 249 employees	3	X	X	X
	Establishments with 250 to 499 employees	—	X	X	X
	Establishments with 500 to 999 employees	—	X	X	X
	Establishments with 1,000 employees or more	—	X	X	X
8131	Religious organizations				
	All establishments	268	2 835	12 257	48 237
	Establishments with 1 to 4 employees	135	X	X	X
	Establishments with 5 to 9 employees	62	X	X	X
	Establishments with 10 to 19 employees	34	X	X	X
	Establishments with 20 to 49 employees	27	X	X	X
	Establishments with 50 to 99 employees	8	X	X	X
	Establishments with 100 to 249 employees	2	X	X	X
	Establishments with 250 to 499 employees	—	X	X	X
	Establishments with 500 to 999 employees	—	X	X	X
	Establishments with 1,000 employees or more	—	X	X	X
81311	Religious organizations				
	All establishments	268	2 835	12 257	48 237
	Establishments with 1 to 4 employees	135	X	X	X
	Establishments with 5 to 9 employees	62	X	X	X
	Establishments with 10 to 19 employees	34	X	X	X
	Establishments with 20 to 49 employees	27	X	X	X
	Establishments with 50 to 99 employees	8	X	X	X
	Establishments with 100 to 249 employees	2	X	X	X
	Establishments with 250 to 499 employees	—	X	X	X
	Establishments with 500 to 999 employees	—	X	X	X
	Establishments with 1,000 employees or more	—	X	X	X
813110	Religious organizations				
	All establishments	268	2 835	12 257	48 237
	Establishments with 1 to 4 employees	135	X	X	X
	Establishments with 5 to 9 employees	62	X	X	X
	Establishments with 10 to 19 employees	34	X	X	X
	Establishments with 20 to 49 employees	27	X	X	X
	Establishments with 50 to 99 employees	8	X	X	X
	Establishments with 100 to 249 employees	2	X	X	X
	Establishments with 250 to 499 employees	—	X	X	X
	Establishments with 500 to 999 employees	—	X	X	X
	Establishments with 1,000 employees or more	—	X	X	X
8132	Grantmaking and giving services				
	All establishments	21	297	2 201	9 350
	Establishments with 1 to 4 employees	9	X	X	X
	Establishments with 5 to 9 employees	4	X	X	X
	Establishments with 10 to 19 employees	3	X	X	X
	Establishments with 20 to 49 employees	3	X	X	X
	Establishments with 50 to 99 employees	2	X	X	X
	Establishments with 100 to 249 employees	—	X	X	X
	Establishments with 250 to 499 employees	—	X	X	X
	Establishments with 500 to 999 employees	—	X	X	X
	Establishments with 1,000 employees or more	—	X	X	X
81321	Grantmaking and giving services				
	All establishments	21	297	2 201	9 350
	Establishments with 1 to 4 employees	9	X	X	X
	Establishments with 5 to 9 employees	4	X	X	X
	Establishments with 10 to 19 employees	3	X	X	X
	Establishments with 20 to 49 employees	3	X	X	X
	Establishments with 50 to 99 employees	2	X	X	X
	Establishments with 100 to 249 employees	—	X	X	X
	Establishments with 250 to 499 employees	—	X	X	X
	Establishments with 500 to 999 employees	—	X	X	X
	Establishments with 1,000 employees or more	—	X	X	X

See footnotes at end of table.

Table 5. Establishments, Employees, and Payroll by Industry and Employment Size of Establishments by County: 2004—Con.

[Excludes most government employees, railroad employees, and self-employed persons. Size class 1 to 4 employees includes establishments having payroll, but no employees, during mid-March pay period. For meaning of abbreviations and symbols, see introductory text. For explanation of terms, see Appendix A. For statement on reliability, see the note at the end of the table and Appendix C]

NAICS code	Geography, kind of business, and employment size class	Establishments (number)	Paid employees for pay period including March 12 (number)	First-quarter payroll (\$1,000)	Annual payroll (\$1,000)
	CAMDEN—Con.				
81	Other services (except public administration)—Con.				
813	Religious, grantmaking, civic, professional, and similar organizations—Con.				
8132	Grantmaking and giving services—Con.				
81321	Grantmaking and giving services—Con.				
813212	Voluntary health organizations				
	All establishments	13	255	1 965	8 267
	Establishments with 1 to 4 employees	5	X	X	X
	Establishments with 5 to 9 employees	1	X	X	X
	Establishments with 10 to 19 employees	2	X	X	X
	Establishments with 20 to 49 employees	3	X	X	X
	Establishments with 50 to 99 employees	2	X	X	X
	Establishments with 100 to 249 employees	—	X	X	X
	Establishments with 250 to 499 employees	—	X	X	X
	Establishments with 500 to 999 employees	—	X	X	X
	Establishments with 1,000 employees or more	—	X	X	X
8134	Civic and social organizations				
	All establishments	25	410	1 029	4 286
	Establishments with 1 to 4 employees	16	X	X	X
	Establishments with 5 to 9 employees	4	X	X	X
	Establishments with 10 to 19 employees	1	X	X	X
	Establishments with 20 to 49 employees	1	X	X	X
	Establishments with 50 to 99 employees	2	X	X	X
	Establishments with 100 to 249 employees	1	X	X	X
	Establishments with 250 to 499 employees	—	X	X	X
	Establishments with 500 to 999 employees	—	X	X	X
	Establishments with 1,000 employees or more	—	X	X	X
81341	Civic and social organizations				
	All establishments	25	410	1 029	4 286
	Establishments with 1 to 4 employees	16	X	X	X
	Establishments with 5 to 9 employees	4	X	X	X
	Establishments with 10 to 19 employees	1	X	X	X
	Establishments with 20 to 49 employees	1	X	X	X
	Establishments with 50 to 99 employees	2	X	X	X
	Establishments with 100 to 249 employees	1	X	X	X
	Establishments with 250 to 499 employees	—	X	X	X
	Establishments with 500 to 999 employees	—	X	X	X
	Establishments with 1,000 employees or more	—	X	X	X
813410	Civic and social organizations				
	All establishments	25	410	1 029	4 286
	Establishments with 1 to 4 employees	16	X	X	X
	Establishments with 5 to 9 employees	4	X	X	X
	Establishments with 10 to 19 employees	1	X	X	X
	Establishments with 20 to 49 employees	1	X	X	X
	Establishments with 50 to 99 employees	2	X	X	X
	Establishments with 100 to 249 employees	1	X	X	X
	Establishments with 250 to 499 employees	—	X	X	X
	Establishments with 500 to 999 employees	—	X	X	X
	Establishments with 1,000 employees or more	—	X	X	X
8139	Business, professional, labor, political, and similar organizations				
	All establishments	84	432	4 207	17 346
	Establishments with 1 to 4 employees	54	X	X	X
	Establishments with 5 to 9 employees	16	X	X	X
	Establishments with 10 to 19 employees	12	X	X	X
	Establishments with 20 to 49 employees	2	X	X	X
	Establishments with 50 to 99 employees	—	X	X	X
	Establishments with 100 to 249 employees	—	X	X	X
	Establishments with 250 to 499 employees	—	X	X	X
	Establishments with 500 to 999 employees	—	X	X	X
	Establishments with 1,000 employees or more	—	X	X	X
81393	Labor Unions and Similar Labor Organizations				
	All establishments	31	197	2 504	10 480
	Establishments with 1 to 4 employees	19	X	X	X
	Establishments with 5 to 9 employees	7	X	X	X
	Establishments with 10 to 19 employees	3	X	X	X
	Establishments with 20 to 49 employees	2	X	X	X
	Establishments with 50 to 99 employees	—	X	X	X
	Establishments with 100 to 249 employees	—	X	X	X
	Establishments with 250 to 499 employees	—	X	X	X
	Establishments with 500 to 999 employees	—	X	X	X
	Establishments with 1,000 employees or more	—	X	X	X
813930	Labor Unions and Similar Labor Organizations				
	All establishments	31	197	2 504	10 480
	Establishments with 1 to 4 employees	19	X	X	X
	Establishments with 5 to 9 employees	7	X	X	X
	Establishments with 10 to 19 employees	3	X	X	X
	Establishments with 20 to 49 employees	2	X	X	X
	Establishments with 50 to 99 employees	—	X	X	X
	Establishments with 100 to 249 employees	—	X	X	X
	Establishments with 250 to 499 employees	—	X	X	X
	Establishments with 500 to 999 employees	—	X	X	X
	Establishments with 1,000 employees or more	—	X	X	X

See footnotes at end of table.

Table 5. Establishments, Employees, and Payroll by Industry and Employment Size of Establishments by County: 2004—Con.

[Excludes most government employees, railroad employees, and self-employed persons. Size class 1 to 4 employees includes establishments having payroll, but no employees, during mid-March pay period. For meaning of abbreviations and symbols, see introductory text. For explanation of terms, see Appendix A. For statement on reliability, see the note at the end of the table and Appendix C]

NAICS code	Geography, kind of business, and employment size class	Establishments (number)	Paid employees for pay period including March 12 (number)	First-quarter payroll (\$1,000)	Annual payroll (\$1,000)
	CAMDEN—Con.				
81	Other services (except public administration)—Con.				
813	Religious, grantmaking, civic, professional, and similar organizations—Con.				
8139	Business, professional, labor, political, and similar organizations—Con.				
81393	Labor Unions and Similar Labor Organizations—Con.				
813930	Labor Unions and Similar Labor Organizations—Con.				
	All establishments—Con.				
	Establishments with 500 to 999 employees	—	X	X	X
	Establishments with 1,000 employees or more	—	X	X	X
99	Industries not classified				
	All establishments	73	b	D	D
	Establishments with 1 to 4 employees	69	X	X	X
	Establishments with 5 to 9 employees	4	X	X	X
	Establishments with 10 to 19 employees	—	X	X	X
	Establishments with 20 to 49 employees	—	X	X	X
	Establishments with 50 to 99 employees	—	X	X	X
	Establishments with 100 to 249 employees	—	X	X	X
	Establishments with 250 to 499 employees	—	X	X	X
	Establishments with 500 to 999 employees	—	X	X	X
	Establishments with 1,000 employees or more	—	X	X	X
	CAPE MAY				
	Total for all sectors				
	All establishments	4 192	26 062	162 692	865 397
	Establishments with 1 to 4 employees	2 839	X	X	X
	Establishments with 5 to 9 employees	710	X	X	X
	Establishments with 10 to 19 employees	395	X	X	X
	Establishments with 20 to 49 employees	184	X	X	X
	Establishments with 50 to 99 employees	38	X	X	X
	Establishments with 100 to 249 employees	24	X	X	X
	Establishments with 250 to 499 employees	1	X	X	X
	Establishments with 500 to 999 employees	—	X	X	X
	Establishments with 1,000 employees or more	1	X	X	X
11	Forestry, fishing & hunting, and agricultural support services (NAICS 113-115)				
	All establishments	24	b	D	D
	Establishments with 1 to 4 employees	21	X	X	X
	Establishments with 5 to 9 employees	2	X	X	X
	Establishments with 10 to 19 employees	—	X	X	X
	Establishments with 20 to 49 employees	1	X	X	X
	Establishments with 50 to 99 employees	—	X	X	X
	Establishments with 100 to 249 employees	—	X	X	X
	Establishments with 250 to 499 employees	—	X	X	X
	Establishments with 500 to 999 employees	—	X	X	X
	Establishments with 1,000 employees or more	—	X	X	X
21	Mining				
	All establishments	5	156	1 245	6 072
	Establishments with 1 to 4 employees	1	X	X	X
	Establishments with 5 to 9 employees	1	X	X	X
	Establishments with 10 to 19 employees	1	X	X	X
	Establishments with 20 to 49 employees	1	X	X	X
	Establishments with 50 to 99 employees	1	X	X	X
	Establishments with 100 to 249 employees	—	X	X	X
	Establishments with 250 to 499 employees	—	X	X	X
	Establishments with 500 to 999 employees	—	X	X	X
	Establishments with 1,000 employees or more	—	X	X	X
212	Mining (except oil and gas)				
	All establishments	4	c	D	D
	Establishments with 1 to 4 employees	—	X	X	X
	Establishments with 5 to 9 employees	1	X	X	X
	Establishments with 10 to 19 employees	1	X	X	X
	Establishments with 20 to 49 employees	1	X	X	X
	Establishments with 50 to 99 employees	1	X	X	X
	Establishments with 100 to 249 employees	—	X	X	X
	Establishments with 250 to 499 employees	—	X	X	X
	Establishments with 500 to 999 employees	—	X	X	X
	Establishments with 1,000 employees or more	—	X	X	X
2123	Nonmetallic mineral mining and quarrying				
	All establishments	4	c	D	D
	Establishments with 1 to 4 employees	—	X	X	X
	Establishments with 5 to 9 employees	1	X	X	X
	Establishments with 10 to 19 employees	1	X	X	X
	Establishments with 20 to 49 employees	1	X	X	X
	Establishments with 50 to 99 employees	1	X	X	X
	Establishments with 100 to 249 employees	—	X	X	X
	Establishments with 250 to 499 employees	—	X	X	X
	Establishments with 500 to 999 employees	—	X	X	X
	Establishments with 1,000 employees or more	—	X	X	X

See footnotes at end of table.

Table 5. Establishments, Employees, and Payroll by Industry and Employment Size of Establishments by County: 2004—Con.

[Excludes most government employees, railroad employees, and self-employed persons. Size class 1 to 4 employees includes establishments having payroll, but no employees, during mid-March pay period. For meaning of abbreviations and symbols, see introductory text. For explanation of terms, see Appendix A. For statement on reliability, see the note at the end of the table and Appendix C]

NAICS code	Geography, kind of business, and employment size class	Establishments (number)	Paid employees for pay period including March 12 (number)	First-quarter payroll (\$1,000)	Annual payroll (\$1,000)
21	CAPE MAY—Con.				
	Mining—Con.				
212	Mining (except oil and gas)—Con.				
2123	Nonmetallic mineral mining and quarrying—Con.				
21232	Sand, gravel, clay, and ceramic, and refractory minerals mining and quarrying				
	All establishments	4	c	D	D
	Establishments with 1 to 4 employees	—	X	X	X
	Establishments with 5 to 9 employees	1	X	X	X
	Establishments with 10 to 19 employees	1	X	X	X
	Establishments with 20 to 49 employees	1	X	X	X
	Establishments with 50 to 99 employees	1	X	X	X
	Establishments with 100 to 249 employees	—	X	X	X
	Establishments with 250 to 499 employees	—	X	X	X
	Establishments with 500 to 999 employees	—	X	X	X
	Establishments with 1,000 employees or more	—	X	X	X
212321	Construction sand and gravel mining				
	All establishments	4	c	D	D
	Establishments with 1 to 4 employees	—	X	X	X
	Establishments with 5 to 9 employees	1	X	X	X
	Establishments with 10 to 19 employees	1	X	X	X
	Establishments with 20 to 49 employees	1	X	X	X
	Establishments with 50 to 99 employees	1	X	X	X
	Establishments with 100 to 249 employees	—	X	X	X
	Establishments with 250 to 499 employees	—	X	X	X
	Establishments with 500 to 999 employees	—	X	X	X
	Establishments with 1,000 employees or more	—	X	X	X
22	Utilities				
	All establishments	6	c	D	D
	Establishments with 1 to 4 employees	3	X	X	X
	Establishments with 5 to 9 employees	—	X	X	X
	Establishments with 10 to 19 employees	—	X	X	X
	Establishments with 20 to 49 employees	—	X	X	X
	Establishments with 50 to 99 employees	2	X	X	X
	Establishments with 100 to 249 employees	1	X	X	X
	Establishments with 250 to 499 employees	—	X	X	X
	Establishments with 500 to 999 employees	—	X	X	X
	Establishments with 1,000 employees or more	—	X	X	X
221	Utilities				
	All establishments	6	c	D	D
	Establishments with 1 to 4 employees	3	X	X	X
	Establishments with 5 to 9 employees	—	X	X	X
	Establishments with 10 to 19 employees	—	X	X	X
	Establishments with 20 to 49 employees	—	X	X	X
	Establishments with 50 to 99 employees	2	X	X	X
	Establishments with 100 to 249 employees	1	X	X	X
	Establishments with 250 to 499 employees	—	X	X	X
	Establishments with 500 to 999 employees	—	X	X	X
	Establishments with 1,000 employees or more	—	X	X	X
2211	Electric power generation, transmission, and distribution				
	All establishments	2	c	D	D
	Establishments with 1 to 4 employees	—	X	X	X
	Establishments with 5 to 9 employees	—	X	X	X
	Establishments with 10 to 19 employees	—	X	X	X
	Establishments with 20 to 49 employees	—	X	X	X
	Establishments with 50 to 99 employees	1	X	X	X
	Establishments with 100 to 249 employees	1	X	X	X
	Establishments with 250 to 499 employees	—	X	X	X
	Establishments with 500 to 999 employees	—	X	X	X
	Establishments with 1,000 employees or more	—	X	X	X
22111	Electric power generation				
	All establishments	1	c	D	D
	Establishments with 1 to 4 employees	—	X	X	X
	Establishments with 5 to 9 employees	—	X	X	X
	Establishments with 10 to 19 employees	—	X	X	X
	Establishments with 20 to 49 employees	—	X	X	X
	Establishments with 50 to 99 employees	—	X	X	X
	Establishments with 100 to 249 employees	1	X	X	X
	Establishments with 250 to 499 employees	—	X	X	X
	Establishments with 500 to 999 employees	—	X	X	X
	Establishments with 1,000 employees or more	—	X	X	X
221113	Nuclear electric power generation				
	All establishments	1	c	D	D
	Establishments with 1 to 4 employees	—	X	X	X
	Establishments with 5 to 9 employees	—	X	X	X
	Establishments with 10 to 19 employees	—	X	X	X
	Establishments with 20 to 49 employees	—	X	X	X
	Establishments with 50 to 99 employees	—	X	X	X
	Establishments with 100 to 249 employees	1	X	X	X
	Establishments with 250 to 499 employees	—	X	X	X
	Establishments with 500 to 999 employees	—	X	X	X
	Establishments with 1,000 employees or more	—	X	X	X

See footnotes at end of table.

Table 5. Establishments, Employees, and Payroll by Industry and Employment Size of Establishments by County: 2004—Con.

[Excludes most government employees, railroad employees, and self-employed persons. Size class 1 to 4 employees includes establishments having payroll, but no employees, during mid-March pay period. For meaning of abbreviations and symbols, see introductory text. For explanation of terms, see Appendix A. For statement on reliability, see the note at the end of the table and Appendix C]

NAICS code	Geography, kind of business, and employment size class	Establishments (number)	Paid employees for pay period including March 12 (number)	First-quarter payroll (\$1,000)	Annual payroll (\$1,000)
	CAPE MAY—Con.				
23	Construction				
	All establishments	594	2 658	19 810	97 959
	Establishments with 1 to 4 employees	405	X	X	X
	Establishments with 5 to 9 employees	110	X	X	X
	Establishments with 10 to 19 employees	67	X	X	X
	Establishments with 20 to 49 employees	11	X	X	X
	Establishments with 50 to 99 employees	1	X	X	X
	Establishments with 100 to 249 employees	—	X	X	X
	Establishments with 250 to 499 employees	—	X	X	X
	Establishments with 500 to 999 employees	—	X	X	X
	Establishments with 1,000 employees or more	—	X	X	X
236	Construction of buildings				
	All establishments	196	737	6 367	31 639
	Establishments with 1 to 4 employees	140	X	X	X
	Establishments with 5 to 9 employees	37	X	X	X
	Establishments with 10 to 19 employees	17	X	X	X
	Establishments with 20 to 49 employees	2	X	X	X
	Establishments with 50 to 99 employees	—	X	X	X
	Establishments with 100 to 249 employees	—	X	X	X
	Establishments with 250 to 499 employees	—	X	X	X
	Establishments with 500 to 999 employees	—	X	X	X
	Establishments with 1,000 employees or more	—	X	X	X
2361	Residential building construction				
	All establishments	187	691	6 127	30 575
	Establishments with 1 to 4 employees	136	X	X	X
	Establishments with 5 to 9 employees	34	X	X	X
	Establishments with 10 to 19 employees	15	X	X	X
	Establishments with 20 to 49 employees	2	X	X	X
	Establishments with 50 to 99 employees	—	X	X	X
	Establishments with 100 to 249 employees	—	X	X	X
	Establishments with 250 to 499 employees	—	X	X	X
	Establishments with 500 to 999 employees	—	X	X	X
	Establishments with 1,000 employees or more	—	X	X	X
23611	Residential building construction				
	All establishments	187	691	6 127	30 575
	Establishments with 1 to 4 employees	136	X	X	X
	Establishments with 5 to 9 employees	34	X	X	X
	Establishments with 10 to 19 employees	15	X	X	X
	Establishments with 20 to 49 employees	2	X	X	X
	Establishments with 50 to 99 employees	—	X	X	X
	Establishments with 100 to 249 employees	—	X	X	X
	Establishments with 250 to 499 employees	—	X	X	X
	Establishments with 500 to 999 employees	—	X	X	X
	Establishments with 1,000 employees or more	—	X	X	X
236115	New single-family housing construction (except operative builders)				
	All establishments	109	364	2 696	15 103
	Establishments with 1 to 4 employees	79	X	X	X
	Establishments with 5 to 9 employees	21	X	X	X
	Establishments with 10 to 19 employees	9	X	X	X
	Establishments with 20 to 49 employees	—	X	X	X
	Establishments with 50 to 99 employees	—	X	X	X
	Establishments with 100 to 249 employees	—	X	X	X
	Establishments with 250 to 499 employees	—	X	X	X
	Establishments with 500 to 999 employees	—	X	X	X
	Establishments with 1,000 employees or more	—	X	X	X
236116	New multifamily housing construction (except operative builders)				
	All establishments	17	134	2 078	6 791
	Establishments with 1 to 4 employees	10	X	X	X
	Establishments with 5 to 9 employees	3	X	X	X
	Establishments with 10 to 19 employees	2	X	X	X
	Establishments with 20 to 49 employees	2	X	X	X
	Establishments with 50 to 99 employees	—	X	X	X
	Establishments with 100 to 249 employees	—	X	X	X
	Establishments with 250 to 499 employees	—	X	X	X
	Establishments with 500 to 999 employees	—	X	X	X
	Establishments with 1,000 employees or more	—	X	X	X
236118	Residential remodelers				
	All establishments	51	148	892	5 652
	Establishments with 1 to 4 employees	41	X	X	X
	Establishments with 5 to 9 employees	7	X	X	X
	Establishments with 10 to 19 employees	3	X	X	X
	Establishments with 20 to 49 employees	—	X	X	X
	Establishments with 50 to 99 employees	—	X	X	X
	Establishments with 100 to 249 employees	—	X	X	X
	Establishments with 250 to 499 employees	—	X	X	X
	Establishments with 500 to 999 employees	—	X	X	X
	Establishments with 1,000 employees or more	—	X	X	X

See footnotes at end of table.

Table 5. Establishments, Employees, and Payroll by Industry and Employment Size of Establishments by County: 2004—Con.

[Excludes most government employees, railroad employees, and self-employed persons. Size class 1 to 4 employees includes establishments having payroll, but no employees, during mid-March pay period. For meaning of abbreviations and symbols, see introductory text. For explanation of terms, see Appendix A. For statement on reliability, see the note at the end of the table and Appendix C]

NAICS code	Geography, kind of business, and employment size class	Establishments (number)	Paid employees for pay period including March 12 (number)	First-quarter payroll (\$1,000)	Annual payroll (\$1,000)
	CAPE MAY—Con.				
23	Construction—Con.				
237	Heavy and civil engineering construction				
	All establishments	36	336	3 417	16 684
	Establishments with 1 to 4 employees	17	X	X	X
	Establishments with 5 to 9 employees	9	X	X	X
	Establishments with 10 to 19 employees	8	X	X	X
	Establishments with 20 to 49 employees	1	X	X	X
	Establishments with 50 to 99 employees	1	X	X	X
	Establishments with 100 to 249 employees	—	X	X	X
	Establishments with 250 to 499 employees	—	X	X	X
	Establishments with 500 to 999 employees	—	X	X	X
	Establishments with 1,000 employees or more	—	X	X	X
2373	Highway, street, and bridge construction				
	All establishments	3	108	1 636	7 228
	Establishments with 1 to 4 employees	1	X	X	X
	Establishments with 5 to 9 employees	1	X	X	X
	Establishments with 10 to 19 employees	—	X	X	X
	Establishments with 20 to 49 employees	—	X	X	X
	Establishments with 50 to 99 employees	1	X	X	X
	Establishments with 100 to 249 employees	—	X	X	X
	Establishments with 250 to 499 employees	—	X	X	X
	Establishments with 500 to 999 employees	—	X	X	X
	Establishments with 1,000 employees or more	—	X	X	X
23731	Highway, street, and bridge construction				
	All establishments	3	108	1 636	7 228
	Establishments with 1 to 4 employees	1	X	X	X
	Establishments with 5 to 9 employees	1	X	X	X
	Establishments with 10 to 19 employees	—	X	X	X
	Establishments with 20 to 49 employees	—	X	X	X
	Establishments with 50 to 99 employees	1	X	X	X
	Establishments with 100 to 249 employees	—	X	X	X
	Establishments with 250 to 499 employees	—	X	X	X
	Establishments with 500 to 999 employees	—	X	X	X
	Establishments with 1,000 employees or more	—	X	X	X
237310	Highway, street, and bridge construction				
	All establishments	3	108	1 636	7 228
	Establishments with 1 to 4 employees	1	X	X	X
	Establishments with 5 to 9 employees	1	X	X	X
	Establishments with 10 to 19 employees	—	X	X	X
	Establishments with 20 to 49 employees	—	X	X	X
	Establishments with 50 to 99 employees	1	X	X	X
	Establishments with 100 to 249 employees	—	X	X	X
	Establishments with 250 to 499 employees	—	X	X	X
	Establishments with 500 to 999 employees	—	X	X	X
	Establishments with 1,000 employees or more	—	X	X	X
238	Specialty trade contractors				
	All establishments	362	1 585	10 026	49 636
	Establishments with 1 to 4 employees	248	X	X	X
	Establishments with 5 to 9 employees	64	X	X	X
	Establishments with 10 to 19 employees	42	X	X	X
	Establishments with 20 to 49 employees	8	X	X	X
	Establishments with 50 to 99 employees	—	X	X	X
	Establishments with 100 to 249 employees	—	X	X	X
	Establishments with 250 to 499 employees	—	X	X	X
	Establishments with 500 to 999 employees	—	X	X	X
	Establishments with 1,000 employees or more	—	X	X	X
2381	Foundation, structure, and building exterior contractors				
	All establishments	92	385	1 927	9 629
	Establishments with 1 to 4 employees	67	X	X	X
	Establishments with 5 to 9 employees	15	X	X	X
	Establishments with 10 to 19 employees	7	X	X	X
	Establishments with 20 to 49 employees	3	X	X	X
	Establishments with 50 to 99 employees	—	X	X	X
	Establishments with 100 to 249 employees	—	X	X	X
	Establishments with 250 to 499 employees	—	X	X	X
	Establishments with 500 to 999 employees	—	X	X	X
	Establishments with 1,000 employees or more	—	X	X	X
23813	Framing contractors				
	All establishments	29	137	784	3 499
	Establishments with 1 to 4 employees	16	X	X	X
	Establishments with 5 to 9 employees	8	X	X	X
	Establishments with 10 to 19 employees	5	X	X	X
	Establishments with 20 to 49 employees	—	X	X	X
	Establishments with 50 to 99 employees	—	X	X	X
	Establishments with 100 to 249 employees	—	X	X	X
	Establishments with 250 to 499 employees	—	X	X	X
	Establishments with 500 to 999 employees	—	X	X	X
	Establishments with 1,000 employees or more	—	X	X	X

See footnotes at end of table.

Table 5. Establishments, Employees, and Payroll by Industry and Employment Size of Establishments by County: 2004—Con.

[Excludes most government employees, railroad employees, and self-employed persons. Size class 1 to 4 employees includes establishments having payroll, but no employees, during mid-March pay period. For meaning of abbreviations and symbols, see introductory text. For explanation of terms, see Appendix A. For statement on reliability, see the note at the end of the table and Appendix C]

NAICS code	Geography, kind of business, and employment size class	Establishments (number)	Paid employees for pay period including March 12 (number)	First-quarter payroll (\$1,000)	Annual payroll (\$1,000)
23	CAPE MAY—Con.				
	Construction—Con.				
238	Specialty trade contractors—Con.				
2381	Foundation, structure, and building exterior contractors—Con.				
23813	Framing contractors—Con.				
238130	Framing contractors				
	All establishments	29	137	784	3 499
	Establishments with 1 to 4 employees	16	X	X	X
	Establishments with 5 to 9 employees	8	X	X	X
	Establishments with 10 to 19 employees	5	X	X	X
	Establishments with 20 to 49 employees	—	X	X	X
	Establishments with 50 to 99 employees	—	X	X	X
	Establishments with 100 to 249 employees	—	X	X	X
	Establishments with 250 to 499 employees	—	X	X	X
	Establishments with 500 to 999 employees	—	X	X	X
	Establishments with 1,000 employees or more	—	X	X	X
23817	Siding contractors				
	All establishments	14	101	448	2 196
	Establishments with 1 to 4 employees	10	X	X	X
	Establishments with 5 to 9 employees	1	X	X	X
	Establishments with 10 to 19 employees	—	X	X	X
	Establishments with 20 to 49 employees	3	X	X	X
	Establishments with 50 to 99 employees	—	X	X	X
	Establishments with 100 to 249 employees	—	X	X	X
	Establishments with 250 to 499 employees	—	X	X	X
	Establishments with 500 to 999 employees	—	X	X	X
	Establishments with 1,000 employees or more	—	X	X	X
238170	Siding contractors				
	All establishments	14	101	448	2 196
	Establishments with 1 to 4 employees	10	X	X	X
	Establishments with 5 to 9 employees	1	X	X	X
	Establishments with 10 to 19 employees	—	X	X	X
	Establishments with 20 to 49 employees	3	X	X	X
	Establishments with 50 to 99 employees	—	X	X	X
	Establishments with 100 to 249 employees	—	X	X	X
	Establishments with 250 to 499 employees	—	X	X	X
	Establishments with 500 to 999 employees	—	X	X	X
	Establishments with 1,000 employees or more	—	X	X	X
2382	Building equipment contractors				
	All establishments	151	761	5 360	25 714
	Establishments with 1 to 4 employees	93	X	X	X
	Establishments with 5 to 9 employees	32	X	X	X
	Establishments with 10 to 19 employees	24	X	X	X
	Establishments with 20 to 49 employees	2	X	X	X
	Establishments with 50 to 99 employees	—	X	X	X
	Establishments with 100 to 249 employees	—	X	X	X
	Establishments with 250 to 499 employees	—	X	X	X
	Establishments with 500 to 999 employees	—	X	X	X
	Establishments with 1,000 employees or more	—	X	X	X
23821	Electrical Contractors				
	All establishments	50	e	D	D
	Establishments with 1 to 4 employees	31	X	X	X
	Establishments with 5 to 9 employees	10	X	X	X
	Establishments with 10 to 19 employees	8	X	X	X
	Establishments with 20 to 49 employees	1	X	X	X
	Establishments with 50 to 99 employees	—	X	X	X
	Establishments with 100 to 249 employees	—	X	X	X
	Establishments with 250 to 499 employees	—	X	X	X
	Establishments with 500 to 999 employees	—	X	X	X
	Establishments with 1,000 employees or more	—	X	X	X
238210	Electrical Contractors				
	All establishments	50	e	D	D
	Establishments with 1 to 4 employees	31	X	X	X
	Establishments with 5 to 9 employees	10	X	X	X
	Establishments with 10 to 19 employees	8	X	X	X
	Establishments with 20 to 49 employees	1	X	X	X
	Establishments with 50 to 99 employees	—	X	X	X
	Establishments with 100 to 249 employees	—	X	X	X
	Establishments with 250 to 499 employees	—	X	X	X
	Establishments with 500 to 999 employees	—	X	X	X
	Establishments with 1,000 employees or more	—	X	X	X
23822	Plumbing, heating, and air-conditioning contractors				
	All establishments	100	497	3 496	16 620
	Establishments with 1 to 4 employees	61	X	X	X
	Establishments with 5 to 9 employees	22	X	X	X
	Establishments with 10 to 19 employees	16	X	X	X
	Establishments with 20 to 49 employees	1	X	X	X
	Establishments with 50 to 99 employees	—	X	X	X
	Establishments with 100 to 249 employees	—	X	X	X
	Establishments with 250 to 499 employees	—	X	X	X
	Establishments with 500 to 999 employees	—	X	X	X
	Establishments with 1,000 employees or more	—	X	X	X

See footnotes at end of table.

Table 5. Establishments, Employees, and Payroll by Industry and Employment Size of Establishments by County: 2004—Con.

[Excludes most government employees, railroad employees, and self-employed persons. Size class 1 to 4 employees includes establishments having payroll, but no employees, during mid-March pay period. For meaning of abbreviations and symbols, see introductory text. For explanation of terms, see Appendix A. For statement on reliability, see the note at the end of the table and Appendix C]

NAICS code	Geography, kind of business, and employment size class	Establishments (number)	Paid employees for pay period including March 12 (number)	First-quarter payroll (\$1,000)	Annual payroll (\$1,000)
23	CAPE MAY—Con.				
	Construction—Con.				
238	Specialty trade contractors—Con.				
2382	Building equipment contractors—Con.				
23822	Plumbing, heating, and air-conditioning contractors—Con.				
238220	Plumbing, heating, and air-conditioning contractors				
	All establishments	100	497	3 496	16 620
	Establishments with 1 to 4 employees	61	X	X	X
	Establishments with 5 to 9 employees	22	X	X	X
	Establishments with 10 to 19 employees	16	X	X	X
	Establishments with 20 to 49 employees	1	X	X	X
	Establishments with 50 to 99 employees	—	X	X	X
	Establishments with 100 to 249 employees	—	X	X	X
	Establishments with 250 to 499 employees	—	X	X	X
	Establishments with 500 to 999 employees	—	X	X	X
	Establishments with 1,000 employees or more	—	X	X	X
2383	Building finishing contractors				
	All establishments	86	305	1 919	10 052
	Establishments with 1 to 4 employees	65	X	X	X
	Establishments with 5 to 9 employees	10	X	X	X
	Establishments with 10 to 19 employees	10	X	X	X
	Establishments with 20 to 49 employees	1	X	X	X
	Establishments with 50 to 99 employees	—	X	X	X
	Establishments with 100 to 249 employees	—	X	X	X
	Establishments with 250 to 499 employees	—	X	X	X
	Establishments with 500 to 999 employees	—	X	X	X
	Establishments with 1,000 employees or more	—	X	X	X
23832	Painting and wall covering contractors				
	All establishments	37	121	740	3 996
	Establishments with 1 to 4 employees	27	X	X	X
	Establishments with 5 to 9 employees	6	X	X	X
	Establishments with 10 to 19 employees	4	X	X	X
	Establishments with 20 to 49 employees	—	X	X	X
	Establishments with 50 to 99 employees	—	X	X	X
	Establishments with 100 to 249 employees	—	X	X	X
	Establishments with 250 to 499 employees	—	X	X	X
	Establishments with 500 to 999 employees	—	X	X	X
	Establishments with 1,000 employees or more	—	X	X	X
238320	Painting and wall covering contractors				
	All establishments	37	121	740	3 996
	Establishments with 1 to 4 employees	27	X	X	X
	Establishments with 5 to 9 employees	6	X	X	X
	Establishments with 10 to 19 employees	4	X	X	X
	Establishments with 20 to 49 employees	—	X	X	X
	Establishments with 50 to 99 employees	—	X	X	X
	Establishments with 100 to 249 employees	—	X	X	X
	Establishments with 250 to 499 employees	—	X	X	X
	Establishments with 500 to 999 employees	—	X	X	X
	Establishments with 1,000 employees or more	—	X	X	X
2389	Other specialty trade contractors				
	All establishments	33	134	820	4 241
	Establishments with 1 to 4 employees	23	X	X	X
	Establishments with 5 to 9 employees	7	X	X	X
	Establishments with 10 to 19 employees	1	X	X	X
	Establishments with 20 to 49 employees	2	X	X	X
	Establishments with 50 to 99 employees	—	X	X	X
	Establishments with 100 to 249 employees	—	X	X	X
	Establishments with 250 to 499 employees	—	X	X	X
	Establishments with 500 to 999 employees	—	X	X	X
	Establishments with 1,000 employees or more	—	X	X	X
31-33	Manufacturing				
	All establishments	81	595	3 873	18 208
	Establishments with 1 to 4 employees	50	X	X	X
	Establishments with 5 to 9 employees	12	X	X	X
	Establishments with 10 to 19 employees	16	X	X	X
	Establishments with 20 to 49 employees	—	X	X	X
	Establishments with 50 to 99 employees	2	X	X	X
	Establishments with 100 to 249 employees	1	X	X	X
	Establishments with 250 to 499 employees	—	X	X	X
	Establishments with 500 to 999 employees	—	X	X	X
	Establishments with 1,000 employees or more	—	X	X	X
311	Food manufacturing				
	All establishments	25	c	D	D
	Establishments with 1 to 4 employees	21	X	X	X
	Establishments with 5 to 9 employees	1	X	X	X
	Establishments with 10 to 19 employees	2	X	X	X
	Establishments with 20 to 49 employees	—	X	X	X
	Establishments with 50 to 99 employees	—	X	X	X
	Establishments with 100 to 249 employees	1	X	X	X
	Establishments with 250 to 499 employees	—	X	X	X
	Establishments with 500 to 999 employees	—	X	X	X
	Establishments with 1,000 employees or more	—	X	X	X

See footnotes at end of table.

Table 5. Establishments, Employees, and Payroll by Industry and Employment Size of Establishments by County: 2004—Con.

[Excludes most government employees, railroad employees, and self-employed persons. Size class 1 to 4 employees includes establishments having payroll, but no employees, during mid-March pay period. For meaning of abbreviations and symbols, see introductory text. For explanation of terms, see Appendix A. For statement on reliability, see the note at the end of the table and Appendix C]

NAICS code	Geography, kind of business, and employment size class	Establishments (number)	Paid employees for pay period including March 12 (number)	First-quarter payroll (\$1,000)	Annual payroll (\$1,000)
CAPE MAY—Con.					
31-33	Manufacturing—Con.				
311	Food manufacturing—Con.				
3117	Seafood product preparation and packaging				
	All establishments	1	c	D	D
	Establishments with 1 to 4 employees	—	X	X	X
	Establishments with 5 to 9 employees	—	X	X	X
	Establishments with 10 to 19 employees	—	X	X	X
	Establishments with 20 to 49 employees	—	X	X	X
	Establishments with 50 to 99 employees	—	X	X	X
	Establishments with 100 to 249 employees	1	X	X	X
	Establishments with 250 to 499 employees	—	X	X	X
	Establishments with 500 to 999 employees	—	X	X	X
	Establishments with 1,000 employees or more	—	X	X	X
31171	Seafood product preparation and packaging				
	All establishments	1	c	D	D
	Establishments with 1 to 4 employees	—	X	X	X
	Establishments with 5 to 9 employees	—	X	X	X
	Establishments with 10 to 19 employees	—	X	X	X
	Establishments with 20 to 49 employees	—	X	X	X
	Establishments with 50 to 99 employees	—	X	X	X
	Establishments with 100 to 249 employees	1	X	X	X
	Establishments with 250 to 499 employees	—	X	X	X
	Establishments with 500 to 999 employees	—	X	X	X
	Establishments with 1,000 employees or more	—	X	X	X
311711	Seafood canning				
	All establishments	1	c	D	D
	Establishments with 1 to 4 employees	—	X	X	X
	Establishments with 5 to 9 employees	—	X	X	X
	Establishments with 10 to 19 employees	—	X	X	X
	Establishments with 20 to 49 employees	—	X	X	X
	Establishments with 50 to 99 employees	—	X	X	X
	Establishments with 100 to 249 employees	1	X	X	X
	Establishments with 250 to 499 employees	—	X	X	X
	Establishments with 500 to 999 employees	—	X	X	X
	Establishments with 1,000 employees or more	—	X	X	X
323	Printing and related support activities				
	All establishments	13	c	D	D
	Establishments with 1 to 4 employees	8	X	X	X
	Establishments with 5 to 9 employees	4	X	X	X
	Establishments with 10 to 19 employees	—	X	X	X
	Establishments with 20 to 49 employees	—	X	X	X
	Establishments with 50 to 99 employees	1	X	X	X
	Establishments with 100 to 249 employees	—	X	X	X
	Establishments with 250 to 499 employees	—	X	X	X
	Establishments with 500 to 999 employees	—	X	X	X
	Establishments with 1,000 employees or more	—	X	X	X
3231	Printing and related support activities				
	All establishments	13	c	D	D
	Establishments with 1 to 4 employees	8	X	X	X
	Establishments with 5 to 9 employees	4	X	X	X
	Establishments with 10 to 19 employees	—	X	X	X
	Establishments with 20 to 49 employees	—	X	X	X
	Establishments with 50 to 99 employees	1	X	X	X
	Establishments with 100 to 249 employees	—	X	X	X
	Establishments with 250 to 499 employees	—	X	X	X
	Establishments with 500 to 999 employees	—	X	X	X
	Establishments with 1,000 employees or more	—	X	X	X
42	Wholesale trade				
	All establishments	79	638	4 994	25 474
	Establishments with 1 to 4 employees	50	X	X	X
	Establishments with 5 to 9 employees	16	X	X	X
	Establishments with 10 to 19 employees	7	X	X	X
	Establishments with 20 to 49 employees	3	X	X	X
	Establishments with 50 to 99 employees	2	X	X	X
	Establishments with 100 to 249 employees	1	X	X	X
	Establishments with 250 to 499 employees	—	X	X	X
	Establishments with 500 to 999 employees	—	X	X	X
	Establishments with 1,000 employees or more	—	X	X	X
423	Durable goods merchant wholesalers				
	All establishments	26	186	1 207	5 899
	Establishments with 1 to 4 employees	13	X	X	X
	Establishments with 5 to 9 employees	7	X	X	X
	Establishments with 10 to 19 employees	5	X	X	X
	Establishments with 20 to 49 employees	1	X	X	X
	Establishments with 50 to 99 employees	—	X	X	X
	Establishments with 100 to 249 employees	—	X	X	X
	Establishments with 250 to 499 employees	—	X	X	X
	Establishments with 500 to 999 employees	—	X	X	X
	Establishments with 1,000 employees or more	—	X	X	X

See footnotes at end of table.

Table 5. Establishments, Employees, and Payroll by Industry and Employment Size of Establishments by County: 2004—Con.

[Excludes most government employees, railroad employees, and self-employed persons. Size class 1 to 4 employees includes establishments having payroll, but no employees, during mid-March pay period. For meaning of abbreviations and symbols, see introductory text. For explanation of terms, see Appendix A. For statement on reliability, see the note at the end of the table and Appendix C]

NAICS code	Geography, kind of business, and employment size class	Establishments (number)	Paid employees for pay period including March 12 (number)	First-quarter payroll (\$1,000)	Annual payroll (\$1,000)
	CAPE MAY—Con.				
42	Wholesale trade—Con.				
424	Nondurable goods merchant wholesalers				
	All establishments	38	425	3 515	18 158
	Establishments with 1 to 4 employees	23	X	X	X
	Establishments with 5 to 9 employees	8	X	X	X
	Establishments with 10 to 19 employees	2	X	X	X
	Establishments with 20 to 49 employees	2	X	X	X
	Establishments with 50 to 99 employees	2	X	X	X
	Establishments with 100 to 249 employees	1	X	X	X
	Establishments with 250 to 499 employees	—	X	X	X
	Establishments with 500 to 999 employees	—	X	X	X
	Establishments with 1,000 employees or more	—	X	X	X
4244	Grocery and related product merchant wholesalers				
	All establishments	20	274	2 377	11 635
	Establishments with 1 to 4 employees	14	X	X	X
	Establishments with 5 to 9 employees	2	X	X	X
	Establishments with 10 to 19 employees	1	X	X	X
	Establishments with 20 to 49 employees	1	X	X	X
	Establishments with 50 to 99 employees	1	X	X	X
	Establishments with 100 to 249 employees	1	X	X	X
	Establishments with 250 to 499 employees	—	X	X	X
	Establishments with 500 to 999 employees	—	X	X	X
	Establishments with 1,000 employees or more	—	X	X	X
42442	Packaged frozen food merchant wholesalers				
	All establishments	3	c	D	D
	Establishments with 1 to 4 employees	2	X	X	X
	Establishments with 5 to 9 employees	—	X	X	X
	Establishments with 10 to 19 employees	—	X	X	X
	Establishments with 20 to 49 employees	—	X	X	X
	Establishments with 50 to 99 employees	—	X	X	X
	Establishments with 100 to 249 employees	1	X	X	X
	Establishments with 250 to 499 employees	—	X	X	X
	Establishments with 500 to 999 employees	—	X	X	X
	Establishments with 1,000 employees or more	—	X	X	X
424420	Packaged frozen food merchant wholesalers				
	All establishments	3	c	D	D
	Establishments with 1 to 4 employees	2	X	X	X
	Establishments with 5 to 9 employees	—	X	X	X
	Establishments with 10 to 19 employees	—	X	X	X
	Establishments with 20 to 49 employees	—	X	X	X
	Establishments with 50 to 99 employees	—	X	X	X
	Establishments with 100 to 249 employees	1	X	X	X
	Establishments with 250 to 499 employees	—	X	X	X
	Establishments with 500 to 999 employees	—	X	X	X
	Establishments with 1,000 employees or more	—	X	X	X
44-45	Retail trade				
	All establishments	765	5 680	29 820	154 798
	Establishments with 1 to 4 employees	492	X	X	X
	Establishments with 5 to 9 employees	119	X	X	X
	Establishments with 10 to 19 employees	83	X	X	X
	Establishments with 20 to 49 employees	54	X	X	X
	Establishments with 50 to 99 employees	10	X	X	X
	Establishments with 100 to 249 employees	7	X	X	X
	Establishments with 250 to 499 employees	—	X	X	X
	Establishments with 500 to 999 employees	—	X	X	X
	Establishments with 1,000 employees or more	—	X	X	X
441	Motor vehicle and parts dealers				
	All establishments	45	709	6 432	30 802
	Establishments with 1 to 4 employees	14	X	X	X
	Establishments with 5 to 9 employees	13	X	X	X
	Establishments with 10 to 19 employees	8	X	X	X
	Establishments with 20 to 49 employees	7	X	X	X
	Establishments with 50 to 99 employees	2	X	X	X
	Establishments with 100 to 249 employees	1	X	X	X
	Establishments with 250 to 499 employees	—	X	X	X
	Establishments with 500 to 999 employees	—	X	X	X
	Establishments with 1,000 employees or more	—	X	X	X
4411	Automobile dealers				
	All establishments	13	445	4 512	20 753
	Establishments with 1 to 4 employees	4	X	X	X
	Establishments with 5 to 9 employees	—	X	X	X
	Establishments with 10 to 19 employees	2	X	X	X
	Establishments with 20 to 49 employees	4	X	X	X
	Establishments with 50 to 99 employees	2	X	X	X
	Establishments with 100 to 249 employees	1	X	X	X
	Establishments with 250 to 499 employees	—	X	X	X
	Establishments with 500 to 999 employees	—	X	X	X
	Establishments with 1,000 employees or more	—	X	X	X

See footnotes at end of table.

Table 5. Establishments, Employees, and Payroll by Industry and Employment Size of Establishments by County: 2004—Con.

[Excludes most government employees, railroad employees, and self-employed persons. Size class 1 to 4 employees includes establishments having payroll, but no employees, during mid-March pay period. For meaning of abbreviations and symbols, see introductory text. For explanation of terms, see Appendix A. For statement on reliability, see the note at the end of the table and Appendix C]

NAICS code	Geography, kind of business, and employment size class	Establishments (number)	Paid employees for pay period including March 12 (number)	First-quarter payroll (\$1,000)	Annual payroll (\$1,000)
CAPE MAY—Con.					
44-45	Retail trade—Con.				
441	Motor vehicle and parts dealers—Con.				
4411	Automobile dealers—Con.				
44111	New car dealers				
	All establishments	10	437	4 480	20 620
	Establishments with 1 to 4 employees	1	X	X	X
	Establishments with 5 to 9 employees	—	X	X	X
	Establishments with 10 to 19 employees	2	X	X	X
	Establishments with 20 to 49 employees	4	X	X	X
	Establishments with 50 to 99 employees	2	X	X	X
	Establishments with 100 to 249 employees	1	X	X	X
	Establishments with 250 to 499 employees	—	X	X	X
	Establishments with 500 to 999 employees	—	X	X	X
	Establishments with 1,000 employees or more	—	X	X	X
441110	New car dealers				
	All establishments	10	437	4 480	20 620
	Establishments with 1 to 4 employees	1	X	X	X
	Establishments with 5 to 9 employees	—	X	X	X
	Establishments with 10 to 19 employees	2	X	X	X
	Establishments with 20 to 49 employees	4	X	X	X
	Establishments with 50 to 99 employees	2	X	X	X
	Establishments with 100 to 249 employees	1	X	X	X
	Establishments with 250 to 499 employees	—	X	X	X
	Establishments with 500 to 999 employees	—	X	X	X
	Establishments with 1,000 employees or more	—	X	X	X
4412	Other motor vehicle dealers				
	All establishments	21	172	1 428	7 948
	Establishments with 1 to 4 employees	8	X	X	X
	Establishments with 5 to 9 employees	7	X	X	X
	Establishments with 10 to 19 employees	4	X	X	X
	Establishments with 20 to 49 employees	2	X	X	X
	Establishments with 50 to 99 employees	—	X	X	X
	Establishments with 100 to 249 employees	—	X	X	X
	Establishments with 250 to 499 employees	—	X	X	X
	Establishments with 500 to 999 employees	—	X	X	X
	Establishments with 1,000 employees or more	—	X	X	X
44122	Motorcycle, boat, and other motor vehicle dealers				
	All establishments	18	c	D	D
	Establishments with 1 to 4 employees	7	X	X	X
	Establishments with 5 to 9 employees	7	X	X	X
	Establishments with 10 to 19 employees	3	X	X	X
	Establishments with 20 to 49 employees	1	X	X	X
	Establishments with 50 to 99 employees	—	X	X	X
	Establishments with 100 to 249 employees	—	X	X	X
	Establishments with 250 to 499 employees	—	X	X	X
	Establishments with 500 to 999 employees	—	X	X	X
	Establishments with 1,000 employees or more	—	X	X	X
441222	Boat dealers				
	All establishments	15	114	791	4 403
	Establishments with 1 to 4 employees	6	X	X	X
	Establishments with 5 to 9 employees	5	X	X	X
	Establishments with 10 to 19 employees	3	X	X	X
	Establishments with 20 to 49 employees	1	X	X	X
	Establishments with 50 to 99 employees	—	X	X	X
	Establishments with 100 to 249 employees	—	X	X	X
	Establishments with 250 to 499 employees	—	X	X	X
	Establishments with 500 to 999 employees	—	X	X	X
	Establishments with 1,000 employees or more	—	X	X	X
442	Furniture and home furnishings stores				
	All establishments	26	203	1 124	5 563
	Establishments with 1 to 4 employees	14	X	X	X
	Establishments with 5 to 9 employees	3	X	X	X
	Establishments with 10 to 19 employees	6	X	X	X
	Establishments with 20 to 49 employees	3	X	X	X
	Establishments with 50 to 99 employees	—	X	X	X
	Establishments with 100 to 249 employees	—	X	X	X
	Establishments with 250 to 499 employees	—	X	X	X
	Establishments with 500 to 999 employees	—	X	X	X
	Establishments with 1,000 employees or more	—	X	X	X
4422	Home furnishings stores				
	All establishments	16	104	611	2 672
	Establishments with 1 to 4 employees	10	X	X	X
	Establishments with 5 to 9 employees	3	X	X	X
	Establishments with 10 to 19 employees	1	X	X	X
	Establishments with 20 to 49 employees	2	X	X	X
	Establishments with 50 to 99 employees	—	X	X	X
	Establishments with 100 to 249 employees	—	X	X	X
	Establishments with 250 to 499 employees	—	X	X	X
	Establishments with 500 to 999 employees	—	X	X	X
	Establishments with 1,000 employees or more	—	X	X	X

See footnotes at end of table.

Table 5. Establishments, Employees, and Payroll by Industry and Employment Size of Establishments by County: 2004—Con.

[Excludes most government employees, railroad employees, and self-employed persons. Size class 1 to 4 employees includes establishments having payroll, but no employees, during mid-March pay period. For meaning of abbreviations and symbols, see introductory text. For explanation of terms, see Appendix A. For statement on reliability, see the note at the end of the table and Appendix C]

NAICS code	Geography, kind of business, and employment size class	Establishments (number)	Paid employees for pay period including March 12 (number)	First-quarter payroll (\$1,000)	Annual payroll (\$1,000)
	CAPE MAY—Con.				
44-45	Retail trade—Con.				
444	Building material and garden equipment and supplies dealers				
	All establishments	60	644	4 265	19 796
	Establishments with 1 to 4 employees	33	X	X	X
	Establishments with 5 to 9 employees	11	X	X	X
	Establishments with 10 to 19 employees	8	X	X	X
	Establishments with 20 to 49 employees	7	X	X	X
	Establishments with 50 to 99 employees	—	X	X	X
	Establishments with 100 to 249 employees	1	X	X	X
	Establishments with 250 to 499 employees	—	X	X	X
	Establishments with 500 to 999 employees	—	X	X	X
	Establishments with 1,000 employees or more	—	X	X	X
4441	Building material and supplies dealers				
	All establishments	49	601	4 142	18 828
	Establishments with 1 to 4 employees	25	X	X	X
	Establishments with 5 to 9 employees	9	X	X	X
	Establishments with 10 to 19 employees	7	X	X	X
	Establishments with 20 to 49 employees	7	X	X	X
	Establishments with 50 to 99 employees	—	X	X	X
	Establishments with 100 to 249 employees	1	X	X	X
	Establishments with 250 to 499 employees	—	X	X	X
	Establishments with 500 to 999 employees	—	X	X	X
	Establishments with 1,000 employees or more	—	X	X	X
44411	Home centers				
	All establishments	5	241	1 224	5 403
	Establishments with 1 to 4 employees	1	X	X	X
	Establishments with 5 to 9 employees	—	X	X	X
	Establishments with 10 to 19 employees	3	X	X	X
	Establishments with 20 to 49 employees	—	X	X	X
	Establishments with 50 to 99 employees	—	X	X	X
	Establishments with 100 to 249 employees	1	X	X	X
	Establishments with 250 to 499 employees	—	X	X	X
	Establishments with 500 to 999 employees	—	X	X	X
	Establishments with 1,000 employees or more	—	X	X	X
444110	Home centers				
	All establishments	5	241	1 224	5 403
	Establishments with 1 to 4 employees	1	X	X	X
	Establishments with 5 to 9 employees	—	X	X	X
	Establishments with 10 to 19 employees	3	X	X	X
	Establishments with 20 to 49 employees	—	X	X	X
	Establishments with 50 to 99 employees	—	X	X	X
	Establishments with 100 to 249 employees	1	X	X	X
	Establishments with 250 to 499 employees	—	X	X	X
	Establishments with 500 to 999 employees	—	X	X	X
	Establishments with 1,000 employees or more	—	X	X	X
44419	Other building material dealers				
	All establishments	31	264	2 359	11 064
	Establishments with 1 to 4 employees	17	X	X	X
	Establishments with 5 to 9 employees	6	X	X	X
	Establishments with 10 to 19 employees	3	X	X	X
	Establishments with 20 to 49 employees	5	X	X	X
	Establishments with 50 to 99 employees	—	X	X	X
	Establishments with 100 to 249 employees	—	X	X	X
	Establishments with 250 to 499 employees	—	X	X	X
	Establishments with 500 to 999 employees	—	X	X	X
	Establishments with 1,000 employees or more	—	X	X	X
444190	Other building material dealers				
	All establishments	31	264	2 359	11 064
	Establishments with 1 to 4 employees	17	X	X	X
	Establishments with 5 to 9 employees	6	X	X	X
	Establishments with 10 to 19 employees	3	X	X	X
	Establishments with 20 to 49 employees	5	X	X	X
	Establishments with 50 to 99 employees	—	X	X	X
	Establishments with 100 to 249 employees	—	X	X	X
	Establishments with 250 to 499 employees	—	X	X	X
	Establishments with 500 to 999 employees	—	X	X	X
	Establishments with 1,000 employees or more	—	X	X	X
445	Food and beverage stores				
	All establishments	164	1 935	9 059	50 035
	Establishments with 1 to 4 employees	91	X	X	X
	Establishments with 5 to 9 employees	20	X	X	X
	Establishments with 10 to 19 employees	25	X	X	X
	Establishments with 20 to 49 employees	20	X	X	X
	Establishments with 50 to 99 employees	4	X	X	X
	Establishments with 100 to 249 employees	4	X	X	X
	Establishments with 250 to 499 employees	—	X	X	X
	Establishments with 500 to 999 employees	—	X	X	X
	Establishments with 1,000 employees or more	—	X	X	X

See footnotes at end of table.

Table 5. Establishments, Employees, and Payroll by Industry and Employment Size of Establishments by County: 2004—Con.

[Excludes most government employees, railroad employees, and self-employed persons. Size class 1 to 4 employees includes establishments having payroll, but no employees, during mid-March pay period. For meaning of abbreviations and symbols, see introductory text. For explanation of terms, see Appendix A. For statement on reliability, see the note at the end of the table and Appendix C]

NAICS code	Geography, kind of business, and employment size class	Establishments (number)	Paid employees for pay period including March 12 (number)	First-quarter payroll (\$1,000)	Annual payroll (\$1,000)
CAPE MAY—Con.					
44-45	Retail trade—Con.				
445	Food and beverage stores—Con.				
4451	Grocery stores				
	All establishments	84	g	D	D
	Establishments with 1 to 4 employees	33	X	X	X
	Establishments with 5 to 9 employees	9	X	X	X
	Establishments with 10 to 19 employees	18	X	X	X
	Establishments with 20 to 49 employees	16	X	X	X
	Establishments with 50 to 99 employees	4	X	X	X
	Establishments with 100 to 249 employees	4	X	X	X
	Establishments with 250 to 499 employees	—	X	X	X
	Establishments with 500 to 999 employees	—	X	X	X
	Establishments with 1,000 employees or more	—	X	X	X
44511	Supermarkets and other grocery (except convenience) stores				
	All establishments	47	1 101	5 771	29 908
	Establishments with 1 to 4 employees	24	X	X	X
	Establishments with 5 to 9 employees	6	X	X	X
	Establishments with 10 to 19 employees	4	X	X	X
	Establishments with 20 to 49 employees	5	X	X	X
	Establishments with 50 to 99 employees	4	X	X	X
	Establishments with 100 to 249 employees	4	X	X	X
	Establishments with 250 to 499 employees	—	X	X	X
	Establishments with 500 to 999 employees	—	X	X	X
	Establishments with 1,000 employees or more	—	X	X	X
445110	Supermarkets and other grocery (except convenience) stores				
	All establishments	47	1 101	5 771	29 908
	Establishments with 1 to 4 employees	24	X	X	X
	Establishments with 5 to 9 employees	6	X	X	X
	Establishments with 10 to 19 employees	4	X	X	X
	Establishments with 20 to 49 employees	5	X	X	X
	Establishments with 50 to 99 employees	4	X	X	X
	Establishments with 100 to 249 employees	4	X	X	X
	Establishments with 250 to 499 employees	—	X	X	X
	Establishments with 500 to 999 employees	—	X	X	X
	Establishments with 1,000 employees or more	—	X	X	X
44512	Convenience stores				
	All establishments	37	f	D	D
	Establishments with 1 to 4 employees	9	X	X	X
	Establishments with 5 to 9 employees	3	X	X	X
	Establishments with 10 to 19 employees	14	X	X	X
	Establishments with 20 to 49 employees	11	X	X	X
	Establishments with 50 to 99 employees	—	X	X	X
	Establishments with 100 to 249 employees	—	X	X	X
	Establishments with 250 to 499 employees	—	X	X	X
	Establishments with 500 to 999 employees	—	X	X	X
	Establishments with 1,000 employees or more	—	X	X	X
445120	Convenience stores				
	All establishments	37	f	D	D
	Establishments with 1 to 4 employees	9	X	X	X
	Establishments with 5 to 9 employees	3	X	X	X
	Establishments with 10 to 19 employees	14	X	X	X
	Establishments with 20 to 49 employees	11	X	X	X
	Establishments with 50 to 99 employees	—	X	X	X
	Establishments with 100 to 249 employees	—	X	X	X
	Establishments with 250 to 499 employees	—	X	X	X
	Establishments with 500 to 999 employees	—	X	X	X
	Establishments with 1,000 employees or more	—	X	X	X
4453	Beer, wine, and liquor stores				
	All establishments	25	243	1 020	5 621
	Establishments with 1 to 4 employees	6	X	X	X
	Establishments with 5 to 9 employees	9	X	X	X
	Establishments with 10 to 19 employees	7	X	X	X
	Establishments with 20 to 49 employees	3	X	X	X
	Establishments with 50 to 99 employees	—	X	X	X
	Establishments with 100 to 249 employees	—	X	X	X
	Establishments with 250 to 499 employees	—	X	X	X
	Establishments with 500 to 999 employees	—	X	X	X
	Establishments with 1,000 employees or more	—	X	X	X
44531	Beer, wine, and liquor stores				
	All establishments	25	243	1 020	5 621
	Establishments with 1 to 4 employees	6	X	X	X
	Establishments with 5 to 9 employees	9	X	X	X
	Establishments with 10 to 19 employees	7	X	X	X
	Establishments with 20 to 49 employees	3	X	X	X
	Establishments with 50 to 99 employees	—	X	X	X
	Establishments with 100 to 249 employees	—	X	X	X
	Establishments with 250 to 499 employees	—	X	X	X
	Establishments with 500 to 999 employees	—	X	X	X
	Establishments with 1,000 employees or more	—	X	X	X

See footnotes at end of table.

Table 5. Establishments, Employees, and Payroll by Industry and Employment Size of Establishments by County: 2004—Con.

[Excludes most government employees, railroad employees, and self-employed persons. Size class 1 to 4 employees includes establishments having payroll, but no employees, during mid-March pay period. For meaning of abbreviations and symbols, see introductory text. For explanation of terms, see Appendix A. For statement on reliability, see the note at the end of the table and Appendix C]

NAICS code	Geography, kind of business, and employment size class	Establishments (number)	Paid employees for pay period including March 12 (number)	First-quarter payroll (\$1,000)	Annual payroll (\$1,000)
CAPE MAY—Con.					
44-45	Retail trade—Con.				
445	Food and beverage stores—Con.				
4453	Beer, wine, and liquor stores—Con.				
44531	Beer, wine, and liquor stores—Con.				
445310	Beer, wine, and liquor stores				
	All establishments	25	243	1 020	5 621
	Establishments with 1 to 4 employees	6	X	X	X
	Establishments with 5 to 9 employees	9	X	X	X
	Establishments with 10 to 19 employees	7	X	X	X
	Establishments with 20 to 49 employees	3	X	X	X
	Establishments with 50 to 99 employees	—	X	X	X
	Establishments with 100 to 249 employees	—	X	X	X
	Establishments with 250 to 499 employees	—	X	X	X
	Establishments with 500 to 999 employees	—	X	X	X
	Establishments with 1,000 employees or more	—	X	X	X
446	Health and personal care stores				
	All establishments	36	474	2 072	8 988
	Establishments with 1 to 4 employees	17	X	X	X
	Establishments with 5 to 9 employees	2	X	X	X
	Establishments with 10 to 19 employees	8	X	X	X
	Establishments with 20 to 49 employees	7	X	X	X
	Establishments with 50 to 99 employees	2	X	X	X
	Establishments with 100 to 249 employees	—	X	X	X
	Establishments with 250 to 499 employees	—	X	X	X
	Establishments with 500 to 999 employees	—	X	X	X
	Establishments with 1,000 employees or more	—	X	X	X
4461	Health and personal care stores				
	All establishments	36	474	2 072	8 988
	Establishments with 1 to 4 employees	17	X	X	X
	Establishments with 5 to 9 employees	2	X	X	X
	Establishments with 10 to 19 employees	8	X	X	X
	Establishments with 20 to 49 employees	7	X	X	X
	Establishments with 50 to 99 employees	2	X	X	X
	Establishments with 100 to 249 employees	—	X	X	X
	Establishments with 250 to 499 employees	—	X	X	X
	Establishments with 500 to 999 employees	—	X	X	X
	Establishments with 1,000 employees or more	—	X	X	X
44611	Pharmacies and drug stores				
	All establishments	21	435	1 929	8 279
	Establishments with 1 to 4 employees	3	X	X	X
	Establishments with 5 to 9 employees	2	X	X	X
	Establishments with 10 to 19 employees	7	X	X	X
	Establishments with 20 to 49 employees	7	X	X	X
	Establishments with 50 to 99 employees	2	X	X	X
	Establishments with 100 to 249 employees	—	X	X	X
	Establishments with 250 to 499 employees	—	X	X	X
	Establishments with 500 to 999 employees	—	X	X	X
	Establishments with 1,000 employees or more	—	X	X	X
446110	Pharmacies and drug stores				
	All establishments	21	435	1 929	8 279
	Establishments with 1 to 4 employees	3	X	X	X
	Establishments with 5 to 9 employees	2	X	X	X
	Establishments with 10 to 19 employees	7	X	X	X
	Establishments with 20 to 49 employees	7	X	X	X
	Establishments with 50 to 99 employees	2	X	X	X
	Establishments with 100 to 249 employees	—	X	X	X
	Establishments with 250 to 499 employees	—	X	X	X
	Establishments with 500 to 999 employees	—	X	X	X
	Establishments with 1,000 employees or more	—	X	X	X
447	Gasoline stations				
	All establishments	29	160	620	2 734
	Establishments with 1 to 4 employees	13	X	X	X
	Establishments with 5 to 9 employees	12	X	X	X
	Establishments with 10 to 19 employees	4	X	X	X
	Establishments with 20 to 49 employees	—	X	X	X
	Establishments with 50 to 99 employees	—	X	X	X
	Establishments with 100 to 249 employees	—	X	X	X
	Establishments with 250 to 499 employees	—	X	X	X
	Establishments with 500 to 999 employees	—	X	X	X
	Establishments with 1,000 employees or more	—	X	X	X
4471	Gasoline stations				
	All establishments	29	160	620	2 734
	Establishments with 1 to 4 employees	13	X	X	X
	Establishments with 5 to 9 employees	12	X	X	X
	Establishments with 10 to 19 employees	4	X	X	X
	Establishments with 20 to 49 employees	—	X	X	X
	Establishments with 50 to 99 employees	—	X	X	X
	Establishments with 100 to 249 employees	—	X	X	X
	Establishments with 250 to 499 employees	—	X	X	X
	Establishments with 500 to 999 employees	—	X	X	X
	Establishments with 1,000 employees or more	—	X	X	X

See footnotes at end of table.

Table 5. Establishments, Employees, and Payroll by Industry and Employment Size of Establishments by County: 2004—Con.

[Excludes most government employees, railroad employees, and self-employed persons. Size class 1 to 4 employees includes establishments having payroll, but no employees, during mid-March pay period. For meaning of abbreviations and symbols, see introductory text. For explanation of terms, see Appendix A. For statement on reliability, see the note at the end of the table and Appendix C]

NAICS code	Geography, kind of business, and employment size class	Establishments (number)	Paid employees for pay period including March 12 (number)	First-quarter payroll (\$1,000)	Annual payroll (\$1,000)
	CAPE MAY—Con.				
44-45	Retail trade—Con.				
447	Gasoline stations—Con.				
4471	Gasoline stations—Con.				
44719	Other gasoline stations				
	All establishments	23	112	458	1 978
	Establishments with 1 to 4 employees	12	X	X	X
	Establishments with 5 to 9 employees	9	X	X	X
	Establishments with 10 to 19 employees	2	X	X	X
	Establishments with 20 to 49 employees	—	X	X	X
	Establishments with 50 to 99 employees	—	X	X	X
	Establishments with 100 to 249 employees	—	X	X	X
	Establishments with 250 to 499 employees	—	X	X	X
	Establishments with 500 to 999 employees	—	X	X	X
	Establishments with 1,000 employees or more	—	X	X	X
447190	Other gasoline stations				
	All establishments	23	112	458	1 978
	Establishments with 1 to 4 employees	12	X	X	X
	Establishments with 5 to 9 employees	9	X	X	X
	Establishments with 10 to 19 employees	2	X	X	X
	Establishments with 20 to 49 employees	—	X	X	X
	Establishments with 50 to 99 employees	—	X	X	X
	Establishments with 100 to 249 employees	—	X	X	X
	Establishments with 250 to 499 employees	—	X	X	X
	Establishments with 500 to 999 employees	—	X	X	X
	Establishments with 1,000 employees or more	—	X	X	X
448	Clothing and clothing accessories stores				
	All establishments	142	491	1 669	11 503
	Establishments with 1 to 4 employees	117	X	X	X
	Establishments with 5 to 9 employees	15	X	X	X
	Establishments with 10 to 19 employees	6	X	X	X
	Establishments with 20 to 49 employees	2	X	X	X
	Establishments with 50 to 99 employees	2	X	X	X
	Establishments with 100 to 249 employees	—	X	X	X
	Establishments with 250 to 499 employees	—	X	X	X
	Establishments with 500 to 999 employees	—	X	X	X
	Establishments with 1,000 employees or more	—	X	X	X
4481	Clothing stores				
	All establishments	114	398	1 303	9 263
	Establishments with 1 to 4 employees	93	X	X	X
	Establishments with 5 to 9 employees	12	X	X	X
	Establishments with 10 to 19 employees	6	X	X	X
	Establishments with 20 to 49 employees	1	X	X	X
	Establishments with 50 to 99 employees	2	X	X	X
	Establishments with 100 to 249 employees	—	X	X	X
	Establishments with 250 to 499 employees	—	X	X	X
	Establishments with 500 to 999 employees	—	X	X	X
	Establishments with 1,000 employees or more	—	X	X	X
44812	Women's clothing stores				
	All establishments	34	103	332	2 421
	Establishments with 1 to 4 employees	27	X	X	X
	Establishments with 5 to 9 employees	4	X	X	X
	Establishments with 10 to 19 employees	3	X	X	X
	Establishments with 20 to 49 employees	—	X	X	X
	Establishments with 50 to 99 employees	—	X	X	X
	Establishments with 100 to 249 employees	—	X	X	X
	Establishments with 250 to 499 employees	—	X	X	X
	Establishments with 500 to 999 employees	—	X	X	X
	Establishments with 1,000 employees or more	—	X	X	X
448120	Women's clothing stores				
	All establishments	34	103	332	2 421
	Establishments with 1 to 4 employees	27	X	X	X
	Establishments with 5 to 9 employees	4	X	X	X
	Establishments with 10 to 19 employees	3	X	X	X
	Establishments with 20 to 49 employees	—	X	X	X
	Establishments with 50 to 99 employees	—	X	X	X
	Establishments with 100 to 249 employees	—	X	X	X
	Establishments with 250 to 499 employees	—	X	X	X
	Establishments with 500 to 999 employees	—	X	X	X
	Establishments with 1,000 employees or more	—	X	X	X
44814	Family clothing stores				
	All establishments	28	231	701	4 446
	Establishments with 1 to 4 employees	19	X	X	X
	Establishments with 5 to 9 employees	3	X	X	X
	Establishments with 10 to 19 employees	3	X	X	X
	Establishments with 20 to 49 employees	1	X	X	X
	Establishments with 50 to 99 employees	2	X	X	X
	Establishments with 100 to 249 employees	—	X	X	X
	Establishments with 250 to 499 employees	—	X	X	X
	Establishments with 500 to 999 employees	—	X	X	X
	Establishments with 1,000 employees or more	—	X	X	X

See footnotes at end of table.

Table 5. Establishments, Employees, and Payroll by Industry and Employment Size of Establishments by County: 2004—Con.

[Excludes most government employees, railroad employees, and self-employed persons. Size class 1 to 4 employees includes establishments having payroll, but no employees, during mid-March pay period. For meaning of abbreviations and symbols, see introductory text. For explanation of terms, see Appendix A. For statement on reliability, see the note at the end of the table and Appendix C]

NAICS code	Geography, kind of business, and employment size class	Establishments (number)	Paid employees for pay period including March 12 (number)	First-quarter payroll (\$1,000)	Annual payroll (\$1,000)
	CAPE MAY—Con.				
44-45	Retail trade—Con.				
448	Clothing and clothing accessories stores—Con.				
4481	Clothing stores—Con.				
44814	Family clothing stores—Con.				
448140	Family clothing stores				
	All establishments	28	231	701	4 446
	Establishments with 1 to 4 employees	19	X	X	X
	Establishments with 5 to 9 employees	3	X	X	X
	Establishments with 10 to 19 employees	3	X	X	X
	Establishments with 20 to 49 employees	1	X	X	X
	Establishments with 50 to 99 employees	2	X	X	X
	Establishments with 100 to 249 employees	—	X	X	X
	Establishments with 250 to 499 employees	—	X	X	X
	Establishments with 500 to 999 employees	—	X	X	X
	Establishments with 1,000 employees or more	—	X	X	X
451	Sporting goods, hobby, book, and music stores				
	All establishments	69	125	412	3 410
	Establishments with 1 to 4 employees	61	X	X	X
	Establishments with 5 to 9 employees	7	X	X	X
	Establishments with 10 to 19 employees	1	X	X	X
	Establishments with 20 to 49 employees	—	X	X	X
	Establishments with 50 to 99 employees	—	X	X	X
	Establishments with 100 to 249 employees	—	X	X	X
	Establishments with 250 to 499 employees	—	X	X	X
	Establishments with 500 to 999 employees	—	X	X	X
	Establishments with 1,000 employees or more	—	X	X	X
452	General merchandise stores				
	All establishments	27	312	1 194	5 947
	Establishments with 1 to 4 employees	13	X	X	X
	Establishments with 5 to 9 employees	6	X	X	X
	Establishments with 10 to 19 employees	4	X	X	X
	Establishments with 20 to 49 employees	3	X	X	X
	Establishments with 50 to 99 employees	—	X	X	X
	Establishments with 100 to 249 employees	1	X	X	X
	Establishments with 250 to 499 employees	—	X	X	X
	Establishments with 500 to 999 employees	—	X	X	X
	Establishments with 1,000 employees or more	—	X	X	X
4521	Department stores				
	All establishments	1	c	D	D
	Establishments with 1 to 4 employees	—	X	X	X
	Establishments with 5 to 9 employees	—	X	X	X
	Establishments with 10 to 19 employees	—	X	X	X
	Establishments with 20 to 49 employees	—	X	X	X
	Establishments with 50 to 99 employees	—	X	X	X
	Establishments with 100 to 249 employees	1	X	X	X
	Establishments with 250 to 499 employees	—	X	X	X
	Establishments with 500 to 999 employees	—	X	X	X
	Establishments with 1,000 employees or more	—	X	X	X
45211	Department stores				
	All establishments	1	c	D	D
	Establishments with 1 to 4 employees	—	X	X	X
	Establishments with 5 to 9 employees	—	X	X	X
	Establishments with 10 to 19 employees	—	X	X	X
	Establishments with 20 to 49 employees	—	X	X	X
	Establishments with 50 to 99 employees	—	X	X	X
	Establishments with 100 to 249 employees	1	X	X	X
	Establishments with 250 to 499 employees	—	X	X	X
	Establishments with 500 to 999 employees	—	X	X	X
	Establishments with 1,000 employees or more	—	X	X	X
452112	Discount department stores				
	All establishments	1	c	D	D
	Establishments with 1 to 4 employees	—	X	X	X
	Establishments with 5 to 9 employees	—	X	X	X
	Establishments with 10 to 19 employees	—	X	X	X
	Establishments with 20 to 49 employees	—	X	X	X
	Establishments with 50 to 99 employees	—	X	X	X
	Establishments with 100 to 249 employees	1	X	X	X
	Establishments with 250 to 499 employees	—	X	X	X
	Establishments with 500 to 999 employees	—	X	X	X
	Establishments with 1,000 employees or more	—	X	X	X
4529	Other general merchandise stores				
	All establishments	26	c	D	D
	Establishments with 1 to 4 employees	13	X	X	X
	Establishments with 5 to 9 employees	6	X	X	X
	Establishments with 10 to 19 employees	4	X	X	X
	Establishments with 20 to 49 employees	3	X	X	X
	Establishments with 50 to 99 employees	—	X	X	X
	Establishments with 100 to 249 employees	—	X	X	X
	Establishments with 250 to 499 employees	—	X	X	X
	Establishments with 500 to 999 employees	—	X	X	X
	Establishments with 1,000 employees or more	—	X	X	X

See footnotes at end of table.

Table 5. Establishments, Employees, and Payroll by Industry and Employment Size of Establishments by County: 2004—Con.

[Excludes most government employees, railroad employees, and self-employed persons. Size class 1 to 4 employees includes establishments having payroll, but no employees, during mid-March pay period. For meaning of abbreviations and symbols, see introductory text. For explanation of terms, see Appendix A. For statement on reliability, see the note at the end of the table and Appendix C]

NAICS code	Geography, kind of business, and employment size class	Establishments (number)	Paid employees for pay period including March 12 (number)	First-quarter payroll (\$1,000)	Annual payroll (\$1,000)
44-45	CAPE MAY—Con.				
	Retail trade—Con.				
452	General merchandise stores—Con.				
4529	Other general merchandise stores—Con.				
45299	All other general merchandise stores				
	All establishments	26	c	D	D
	Establishments with 1 to 4 employees	13	X	X	X
	Establishments with 5 to 9 employees	6	X	X	X
	Establishments with 10 to 19 employees	4	X	X	X
	Establishments with 20 to 49 employees	3	X	X	X
	Establishments with 50 to 99 employees	—	X	X	X
	Establishments with 100 to 249 employees	—	X	X	X
	Establishments with 250 to 499 employees	—	X	X	X
	Establishments with 500 to 999 employees	—	X	X	X
	Establishments with 1,000 employees or more	—	X	X	X
452990	All other general merchandise stores				
	All establishments	26	c	D	D
	Establishments with 1 to 4 employees	13	X	X	X
	Establishments with 5 to 9 employees	6	X	X	X
	Establishments with 10 to 19 employees	4	X	X	X
	Establishments with 20 to 49 employees	3	X	X	X
	Establishments with 50 to 99 employees	—	X	X	X
	Establishments with 100 to 249 employees	—	X	X	X
	Establishments with 250 to 499 employees	—	X	X	X
	Establishments with 500 to 999 employees	—	X	X	X
	Establishments with 1,000 employees or more	—	X	X	X
453	Miscellaneous store retailers				
	All establishments	132	380	1 323	8 718
	Establishments with 1 to 4 employees	100	X	X	X
	Establishments with 5 to 9 employees	23	X	X	X
	Establishments with 10 to 19 employees	7	X	X	X
	Establishments with 20 to 49 employees	2	X	X	X
	Establishments with 50 to 99 employees	—	X	X	X
	Establishments with 100 to 249 employees	—	X	X	X
	Establishments with 250 to 499 employees	—	X	X	X
	Establishments with 500 to 999 employees	—	X	X	X
	Establishments with 1,000 employees or more	—	X	X	X
4532	Office supplies, stationery, and gift stores				
	All establishments	86	c	D	D
	Establishments with 1 to 4 employees	69	X	X	X
	Establishments with 5 to 9 employees	12	X	X	X
	Establishments with 10 to 19 employees	3	X	X	X
	Establishments with 20 to 49 employees	2	X	X	X
	Establishments with 50 to 99 employees	—	X	X	X
	Establishments with 100 to 249 employees	—	X	X	X
	Establishments with 250 to 499 employees	—	X	X	X
	Establishments with 500 to 999 employees	—	X	X	X
	Establishments with 1,000 employees or more	—	X	X	X
45322	Gift, novelty, and souvenir stores				
	All establishments	83	171	393	4 360
	Establishments with 1 to 4 employees	68	X	X	X
	Establishments with 5 to 9 employees	11	X	X	X
	Establishments with 10 to 19 employees	3	X	X	X
	Establishments with 20 to 49 employees	1	X	X	X
	Establishments with 50 to 99 employees	—	X	X	X
	Establishments with 100 to 249 employees	—	X	X	X
	Establishments with 250 to 499 employees	—	X	X	X
	Establishments with 500 to 999 employees	—	X	X	X
	Establishments with 1,000 employees or more	—	X	X	X
453220	Gift, novelty, and souvenir stores				
	All establishments	83	171	393	4 360
	Establishments with 1 to 4 employees	68	X	X	X
	Establishments with 5 to 9 employees	11	X	X	X
	Establishments with 10 to 19 employees	3	X	X	X
	Establishments with 20 to 49 employees	1	X	X	X
	Establishments with 50 to 99 employees	—	X	X	X
	Establishments with 100 to 249 employees	—	X	X	X
	Establishments with 250 to 499 employees	—	X	X	X
	Establishments with 500 to 999 employees	—	X	X	X
	Establishments with 1,000 employees or more	—	X	X	X
454	Nonstore retailers				
	All establishments	22	163	1 168	5 010
	Establishments with 1 to 4 employees	13	X	X	X
	Establishments with 5 to 9 employees	2	X	X	X
	Establishments with 10 to 19 employees	5	X	X	X
	Establishments with 20 to 49 employees	2	X	X	X
	Establishments with 50 to 99 employees	—	X	X	X
	Establishments with 100 to 249 employees	—	X	X	X
	Establishments with 250 to 499 employees	—	X	X	X
	Establishments with 500 to 999 employees	—	X	X	X
	Establishments with 1,000 employees or more	—	X	X	X

See footnotes at end of table.

Table 5. Establishments, Employees, and Payroll by Industry and Employment Size of Establishments by County: 2004—Con.

[Excludes most government employees, railroad employees, and self-employed persons. Size class 1 to 4 employees includes establishments having payroll, but no employees, during mid-March pay period. For meaning of abbreviations and symbols, see introductory text. For explanation of terms, see Appendix A. For statement on reliability, see the note at the end of the table and Appendix C]

NAICS code	Geography, kind of business, and employment size class	Establishments (number)	Paid employees for pay period including March 12 (number)	First-quarter payroll (\$1,000)	Annual payroll (\$1,000)
	CAPE MAY—Con.				
44-45	Retail trade—Con.				
454	Nonstore retailers—Con.				
4543	Direct selling establishments				
	All establishments	13	109	830	3 514
	Establishments with 1 to 4 employees	8	X	X	X
	Establishments with 5 to 9 employees	—	X	X	X
	Establishments with 10 to 19 employees	4	X	X	X
	Establishments with 20 to 49 employees	1	X	X	X
	Establishments with 50 to 99 employees	—	X	X	X
	Establishments with 100 to 249 employees	—	X	X	X
	Establishments with 250 to 499 employees	—	X	X	X
	Establishments with 500 to 999 employees	—	X	X	X
	Establishments with 1,000 employees or more	—	X	X	X
45431	Fuel dealers				
	All establishments	9	c	D	D
	Establishments with 1 to 4 employees	4	X	X	X
	Establishments with 5 to 9 employees	—	X	X	X
	Establishments with 10 to 19 employees	4	X	X	X
	Establishments with 20 to 49 employees	1	X	X	X
	Establishments with 50 to 99 employees	—	X	X	X
	Establishments with 100 to 249 employees	—	X	X	X
	Establishments with 250 to 499 employees	—	X	X	X
	Establishments with 500 to 999 employees	—	X	X	X
	Establishments with 1,000 employees or more	—	X	X	X
48-49	Transportation and warehousing				
	All establishments	68	e	D	D
	Establishments with 1 to 4 employees	53	X	X	X
	Establishments with 5 to 9 employees	7	X	X	X
	Establishments with 10 to 19 employees	5	X	X	X
	Establishments with 20 to 49 employees	3	X	X	X
	Establishments with 50 to 99 employees	—	X	X	X
	Establishments with 100 to 249 employees	—	X	X	X
	Establishments with 250 to 499 employees	—	X	X	X
	Establishments with 500 to 999 employees	—	X	X	X
	Establishments with 1,000 employees or more	—	X	X	X
51	Information				
	All establishments	46	495	4 972	19 679
	Establishments with 1 to 4 employees	25	X	X	X
	Establishments with 5 to 9 employees	8	X	X	X
	Establishments with 10 to 19 employees	8	X	X	X
	Establishments with 20 to 49 employees	3	X	X	X
	Establishments with 50 to 99 employees	1	X	X	X
	Establishments with 100 to 249 employees	1	X	X	X
	Establishments with 250 to 499 employees	—	X	X	X
	Establishments with 500 to 999 employees	—	X	X	X
	Establishments with 1,000 employees or more	—	X	X	X
511	Publishing industries (except Internet)				
	All establishments	8	122	933	4 542
	Establishments with 1 to 4 employees	2	X	X	X
	Establishments with 5 to 9 employees	2	X	X	X
	Establishments with 10 to 19 employees	2	X	X	X
	Establishments with 20 to 49 employees	2	X	X	X
	Establishments with 50 to 99 employees	—	X	X	X
	Establishments with 100 to 249 employees	—	X	X	X
	Establishments with 250 to 499 employees	—	X	X	X
	Establishments with 500 to 999 employees	—	X	X	X
	Establishments with 1,000 employees or more	—	X	X	X
5111	Newspaper, periodical, book, and directory publishers				
	All establishments	8	122	933	4 542
	Establishments with 1 to 4 employees	2	X	X	X
	Establishments with 5 to 9 employees	2	X	X	X
	Establishments with 10 to 19 employees	2	X	X	X
	Establishments with 20 to 49 employees	2	X	X	X
	Establishments with 50 to 99 employees	—	X	X	X
	Establishments with 100 to 249 employees	—	X	X	X
	Establishments with 250 to 499 employees	—	X	X	X
	Establishments with 500 to 999 employees	—	X	X	X
	Establishments with 1,000 employees or more	—	X	X	X
51111	Newspaper publishers				
	All establishments	7	c	D	D
	Establishments with 1 to 4 employees	1	X	X	X
	Establishments with 5 to 9 employees	2	X	X	X
	Establishments with 10 to 19 employees	2	X	X	X
	Establishments with 20 to 49 employees	2	X	X	X
	Establishments with 50 to 99 employees	—	X	X	X
	Establishments with 100 to 249 employees	—	X	X	X
	Establishments with 250 to 499 employees	—	X	X	X
	Establishments with 500 to 999 employees	—	X	X	X
	Establishments with 1,000 employees or more	—	X	X	X

See footnotes at end of table.

Table 5. Establishments, Employees, and Payroll by Industry and Employment Size of Establishments by County: 2004—Con.

[Excludes most government employees, railroad employees, and self-employed persons. Size class 1 to 4 employees includes establishments having payroll, but no employees, during mid-March pay period. For meaning of abbreviations and symbols, see introductory text. For explanation of terms, see Appendix A. For statement on reliability, see the note at the end of the table and Appendix C]

NAICS code	Geography, kind of business, and employment size class	Establishments (number)	Paid employees for pay period including March 12 (number)	First-quarter payroll (\$1,000)	Annual payroll (\$1,000)
51	CAPE MAY—Con.				
	Information—Con.				
511	Publishing industries (except Internet)—Con.				
5111	Newspaper, periodical, book, and directory publishers—Con.				
51111	Newspaper publishers—Con.				
511110	Newspaper publishers				
	All establishments	7	c	D	D
	Establishments with 1 to 4 employees	1	X	X	X
	Establishments with 5 to 9 employees	2	X	X	X
	Establishments with 10 to 19 employees	2	X	X	X
	Establishments with 20 to 49 employees	2	X	X	X
	Establishments with 50 to 99 employees	—	X	X	X
	Establishments with 100 to 249 employees	—	X	X	X
	Establishments with 250 to 499 employees	—	X	X	X
	Establishments with 500 to 999 employees	—	X	X	X
	Establishments with 1,000 employees or more	—	X	X	X
517	Telecommunications				
	All establishments	18	e	D	D
	Establishments with 1 to 4 employees	11	X	X	X
	Establishments with 5 to 9 employees	2	X	X	X
	Establishments with 10 to 19 employees	2	X	X	X
	Establishments with 20 to 49 employees	1	X	X	X
	Establishments with 50 to 99 employees	1	X	X	X
	Establishments with 100 to 249 employees	1	X	X	X
	Establishments with 250 to 499 employees	—	X	X	X
	Establishments with 500 to 999 employees	—	X	X	X
	Establishments with 1,000 employees or more	—	X	X	X
5171	Wired telecommunications carriers				
	All establishments	11	c	D	D
	Establishments with 1 to 4 employees	7	X	X	X
	Establishments with 5 to 9 employees	1	X	X	X
	Establishments with 10 to 19 employees	1	X	X	X
	Establishments with 20 to 49 employees	—	X	X	X
	Establishments with 50 to 99 employees	1	X	X	X
	Establishments with 100 to 249 employees	1	X	X	X
	Establishments with 250 to 499 employees	—	X	X	X
	Establishments with 500 to 999 employees	—	X	X	X
	Establishments with 1,000 employees or more	—	X	X	X
51711	Wired telecommunications carriers				
	All establishments	11	c	D	D
	Establishments with 1 to 4 employees	7	X	X	X
	Establishments with 5 to 9 employees	1	X	X	X
	Establishments with 10 to 19 employees	1	X	X	X
	Establishments with 20 to 49 employees	—	X	X	X
	Establishments with 50 to 99 employees	1	X	X	X
	Establishments with 100 to 249 employees	1	X	X	X
	Establishments with 250 to 499 employees	—	X	X	X
	Establishments with 500 to 999 employees	—	X	X	X
	Establishments with 1,000 employees or more	—	X	X	X
517110	Wired telecommunications carriers				
	All establishments	11	c	D	D
	Establishments with 1 to 4 employees	7	X	X	X
	Establishments with 5 to 9 employees	1	X	X	X
	Establishments with 10 to 19 employees	1	X	X	X
	Establishments with 20 to 49 employees	—	X	X	X
	Establishments with 50 to 99 employees	1	X	X	X
	Establishments with 100 to 249 employees	1	X	X	X
	Establishments with 250 to 499 employees	—	X	X	X
	Establishments with 500 to 999 employees	—	X	X	X
	Establishments with 1,000 employees or more	—	X	X	X
52	Finance and insurance				
	All establishments	135	1 045	11 702	46 907
	Establishments with 1 to 4 employees	64	X	X	X
	Establishments with 5 to 9 employees	51	X	X	X
	Establishments with 10 to 19 employees	10	X	X	X
	Establishments with 20 to 49 employees	7	X	X	X
	Establishments with 50 to 99 employees	3	X	X	X
	Establishments with 100 to 249 employees	—	X	X	X
	Establishments with 250 to 499 employees	—	X	X	X
	Establishments with 500 to 999 employees	—	X	X	X
	Establishments with 1,000 employees or more	—	X	X	X
522	Credit intermediation and related activities				
	All establishments	81	703	6 328	27 876
	Establishments with 1 to 4 employees	29	X	X	X
	Establishments with 5 to 9 employees	39	X	X	X
	Establishments with 10 to 19 employees	7	X	X	X
	Establishments with 20 to 49 employees	3	X	X	X
	Establishments with 50 to 99 employees	3	X	X	X
	Establishments with 100 to 249 employees	—	X	X	X
	Establishments with 250 to 499 employees	—	X	X	X
	Establishments with 500 to 999 employees	—	X	X	X
	Establishments with 1,000 employees or more	—	X	X	X

See footnotes at end of table.

Table 5. Establishments, Employees, and Payroll by Industry and Employment Size of Establishments by County: 2004—Con.

[Excludes most government employees, railroad employees, and self-employed persons. Size class 1 to 4 employees includes establishments having payroll, but no employees, during mid-March pay period. For meaning of abbreviations and symbols, see introductory text. For explanation of terms, see Appendix A. For statement on reliability, see the note at the end of the table and Appendix C]

NAICS code	Geography, kind of business, and employment size class	Establishments (number)	Paid employees for pay period including March 12 (number)	First-quarter payroll (\$1,000)	Annual payroll (\$1,000)
	CAPE MAY—Con.				
52	Finance and insurance—Con.				
522	Credit intermediation and related activities—Con.				
5221	Depository credit intermediation				
	All establishments	67	636	5 609	24 851
	Establishments with 1 to 4 employees	18	X	X	X
	Establishments with 5 to 9 employees	37	X	X	X
	Establishments with 10 to 19 employees	7	X	X	X
	Establishments with 20 to 49 employees	2	X	X	X
	Establishments with 50 to 99 employees	3	X	X	X
	Establishments with 100 to 249 employees	—	X	X	X
	Establishments with 250 to 499 employees	—	X	X	X
	Establishments with 500 to 999 employees	—	X	X	X
	Establishments with 1,000 employees or more	—	X	X	X
52211	Commercial banking				
	All establishments	34	c	D	D
	Establishments with 1 to 4 employees	13	X	X	X
	Establishments with 5 to 9 employees	17	X	X	X
	Establishments with 10 to 19 employees	3	X	X	X
	Establishments with 20 to 49 employees	1	X	X	X
	Establishments with 50 to 99 employees	—	X	X	X
	Establishments with 100 to 249 employees	—	X	X	X
	Establishments with 250 to 499 employees	—	X	X	X
	Establishments with 500 to 999 employees	—	X	X	X
	Establishments with 1,000 employees or more	—	X	X	X
522110	Commercial banking				
	All establishments	34	c	D	D
	Establishments with 1 to 4 employees	13	X	X	X
	Establishments with 5 to 9 employees	17	X	X	X
	Establishments with 10 to 19 employees	3	X	X	X
	Establishments with 20 to 49 employees	1	X	X	X
	Establishments with 50 to 99 employees	—	X	X	X
	Establishments with 100 to 249 employees	—	X	X	X
	Establishments with 250 to 499 employees	—	X	X	X
	Establishments with 500 to 999 employees	—	X	X	X
	Establishments with 1,000 employees or more	—	X	X	X
52212	Savings institutions				
	All establishments	31	437	4 058	18 535
	Establishments with 1 to 4 employees	3	X	X	X
	Establishments with 5 to 9 employees	20	X	X	X
	Establishments with 10 to 19 employees	4	X	X	X
	Establishments with 20 to 49 employees	1	X	X	X
	Establishments with 50 to 99 employees	3	X	X	X
	Establishments with 100 to 249 employees	—	X	X	X
	Establishments with 250 to 499 employees	—	X	X	X
	Establishments with 500 to 999 employees	—	X	X	X
	Establishments with 1,000 employees or more	—	X	X	X
522120	Savings institutions				
	All establishments	31	437	4 058	18 535
	Establishments with 1 to 4 employees	3	X	X	X
	Establishments with 5 to 9 employees	20	X	X	X
	Establishments with 10 to 19 employees	4	X	X	X
	Establishments with 20 to 49 employees	1	X	X	X
	Establishments with 50 to 99 employees	3	X	X	X
	Establishments with 100 to 249 employees	—	X	X	X
	Establishments with 250 to 499 employees	—	X	X	X
	Establishments with 500 to 999 employees	—	X	X	X
	Establishments with 1,000 employees or more	—	X	X	X
524	Insurance carriers and related activities				
	All establishments	40	e	D	D
	Establishments with 1 to 4 employees	26	X	X	X
	Establishments with 5 to 9 employees	8	X	X	X
	Establishments with 10 to 19 employees	2	X	X	X
	Establishments with 20 to 49 employees	4	X	X	X
	Establishments with 50 to 99 employees	—	X	X	X
	Establishments with 100 to 249 employees	—	X	X	X
	Establishments with 250 to 499 employees	—	X	X	X
	Establishments with 500 to 999 employees	—	X	X	X
	Establishments with 1,000 employees or more	—	X	X	X
5242	Agencies, brokerages, and other insurance related activities				
	All establishments	32	e	D	D
	Establishments with 1 to 4 employees	20	X	X	X
	Establishments with 5 to 9 employees	6	X	X	X
	Establishments with 10 to 19 employees	2	X	X	X
	Establishments with 20 to 49 employees	4	X	X	X
	Establishments with 50 to 99 employees	—	X	X	X
	Establishments with 100 to 249 employees	—	X	X	X
	Establishments with 250 to 499 employees	—	X	X	X
	Establishments with 500 to 999 employees	—	X	X	X
	Establishments with 1,000 employees or more	—	X	X	X

See footnotes at end of table.

Table 5. Establishments, Employees, and Payroll by Industry and Employment Size of Establishments by County: 2004—Con.

[Excludes most government employees, railroad employees, and self-employed persons. Size class 1 to 4 employees includes establishments having payroll, but no employees, during mid-March pay period. For meaning of abbreviations and symbols, see introductory text. For explanation of terms, see Appendix A. For statement on reliability, see the note at the end of the table and Appendix C]

NAICS code	Geography, kind of business, and employment size class	Establishments (number)	Paid employees for pay period including March 12 (number)	First-quarter payroll (\$1,000)	Annual payroll (\$1,000)
CAPE MAY—Con.					
52	Finance and insurance—Con.				
524	Insurance carriers and related activities—Con.				
5242	Agencies, brokerages, and other insurance related activities—Con.				
52421	Insurance agencies and brokerages				
	All establishments	26	271	4 443	15 295
	Establishments with 1 to 4 employees	14	X	X	X
	Establishments with 5 to 9 employees	6	X	X	X
	Establishments with 10 to 19 employees	2	X	X	X
	Establishments with 20 to 49 employees	4	X	X	X
	Establishments with 50 to 99 employees	—	X	X	X
	Establishments with 100 to 249 employees	—	X	X	X
	Establishments with 250 to 499 employees	—	X	X	X
	Establishments with 500 to 999 employees	—	X	X	X
	Establishments with 1,000 employees or more	—	X	X	X
524210	Insurance agencies and brokerages				
	All establishments	26	271	4 443	15 295
	Establishments with 1 to 4 employees	14	X	X	X
	Establishments with 5 to 9 employees	6	X	X	X
	Establishments with 10 to 19 employees	2	X	X	X
	Establishments with 20 to 49 employees	4	X	X	X
	Establishments with 50 to 99 employees	—	X	X	X
	Establishments with 100 to 249 employees	—	X	X	X
	Establishments with 250 to 499 employees	—	X	X	X
	Establishments with 500 to 999 employees	—	X	X	X
	Establishments with 1,000 employees or more	—	X	X	X
53	Real estate and rental and leasing				
	All establishments	237	751	4 837	27 605
	Establishments with 1 to 4 employees	182	X	X	X
	Establishments with 5 to 9 employees	42	X	X	X
	Establishments with 10 to 19 employees	9	X	X	X
	Establishments with 20 to 49 employees	4	X	X	X
	Establishments with 50 to 99 employees	—	X	X	X
	Establishments with 100 to 249 employees	—	X	X	X
	Establishments with 250 to 499 employees	—	X	X	X
	Establishments with 500 to 999 employees	—	X	X	X
	Establishments with 1,000 employees or more	—	X	X	X
531	Real estate				
	All establishments	196	604	4 124	23 645
	Establishments with 1 to 4 employees	151	X	X	X
	Establishments with 5 to 9 employees	37	X	X	X
	Establishments with 10 to 19 employees	5	X	X	X
	Establishments with 20 to 49 employees	3	X	X	X
	Establishments with 50 to 99 employees	—	X	X	X
	Establishments with 100 to 249 employees	—	X	X	X
	Establishments with 250 to 499 employees	—	X	X	X
	Establishments with 500 to 999 employees	—	X	X	X
	Establishments with 1,000 employees or more	—	X	X	X
5311	Lessors of real estate				
	All establishments	56	110	585	3 381
	Establishments with 1 to 4 employees	49	X	X	X
	Establishments with 5 to 9 employees	7	X	X	X
	Establishments with 10 to 19 employees	—	X	X	X
	Establishments with 20 to 49 employees	—	X	X	X
	Establishments with 50 to 99 employees	—	X	X	X
	Establishments with 100 to 249 employees	—	X	X	X
	Establishments with 250 to 499 employees	—	X	X	X
	Establishments with 500 to 999 employees	—	X	X	X
	Establishments with 1,000 employees or more	—	X	X	X
5312	Offices of real estate agents and brokers				
	All establishments	120	426	3 155	18 140
	Establishments with 1 to 4 employees	88	X	X	X
	Establishments with 5 to 9 employees	25	X	X	X
	Establishments with 10 to 19 employees	5	X	X	X
	Establishments with 20 to 49 employees	2	X	X	X
	Establishments with 50 to 99 employees	—	X	X	X
	Establishments with 100 to 249 employees	—	X	X	X
	Establishments with 250 to 499 employees	—	X	X	X
	Establishments with 500 to 999 employees	—	X	X	X
	Establishments with 1,000 employees or more	—	X	X	X
53121	Offices of real estate agents and brokers				
	All establishments	120	426	3 155	18 140
	Establishments with 1 to 4 employees	88	X	X	X
	Establishments with 5 to 9 employees	25	X	X	X
	Establishments with 10 to 19 employees	5	X	X	X
	Establishments with 20 to 49 employees	2	X	X	X
	Establishments with 50 to 99 employees	—	X	X	X
	Establishments with 100 to 249 employees	—	X	X	X
	Establishments with 250 to 499 employees	—	X	X	X
	Establishments with 500 to 999 employees	—	X	X	X
	Establishments with 1,000 employees or more	—	X	X	X

See footnotes at end of table.

Table 5. Establishments, Employees, and Payroll by Industry and Employment Size of Establishments by County: 2004—Con.

[Excludes most government employees, railroad employees, and self-employed persons. Size class 1 to 4 employees includes establishments having payroll, but no employees, during mid-March pay period. For meaning of abbreviations and symbols, see introductory text. For explanation of terms, see Appendix A. For statement on reliability, see the note at the end of the table and Appendix C]

NAICS code	Geography, kind of business, and employment size class	Establishments (number)	Paid employees for pay period including March 12 (number)	First-quarter payroll (\$1,000)	Annual payroll (\$1,000)
CAPE MAY—Con.					
53	Real estate and rental and leasing—Con.				
531	Real estate—Con.				
5312	Offices of real estate agents and brokers—Con.				
53121	Offices of real estate agents and brokers—Con.				
531210	Offices of real estate agents and brokers				
	All establishments	120	426	3 155	18 140
	Establishments with 1 to 4 employees	88	X	X	X
	Establishments with 5 to 9 employees	25	X	X	X
	Establishments with 10 to 19 employees	5	X	X	X
	Establishments with 20 to 49 employees	2	X	X	X
	Establishments with 50 to 99 employees	—	X	X	X
	Establishments with 100 to 249 employees	—	X	X	X
	Establishments with 250 to 499 employees	—	X	X	X
	Establishments with 500 to 999 employees	—	X	X	X
	Establishments with 1,000 employees or more	—	X	X	X
532	Rental and leasing services				
	All establishments	41	147	713	3 960
	Establishments with 1 to 4 employees	31	X	X	X
	Establishments with 5 to 9 employees	5	X	X	X
	Establishments with 10 to 19 employees	4	X	X	X
	Establishments with 20 to 49 employees	1	X	X	X
	Establishments with 50 to 99 employees	—	X	X	X
	Establishments with 100 to 249 employees	—	X	X	X
	Establishments with 250 to 499 employees	—	X	X	X
	Establishments with 500 to 999 employees	—	X	X	X
	Establishments with 1,000 employees or more	—	X	X	X
54	Professional, scientific, and technical services				
	All establishments	251	1 306	11 323	53 672
	Establishments with 1 to 4 employees	164	X	X	X
	Establishments with 5 to 9 employees	52	X	X	X
	Establishments with 10 to 19 employees	21	X	X	X
	Establishments with 20 to 49 employees	13	X	X	X
	Establishments with 50 to 99 employees	—	X	X	X
	Establishments with 100 to 249 employees	1	X	X	X
	Establishments with 250 to 499 employees	—	X	X	X
	Establishments with 500 to 999 employees	—	X	X	X
	Establishments with 1,000 employees or more	—	X	X	X
541	Professional, scientific, and technical services				
	All establishments	251	1 306	11 323	53 672
	Establishments with 1 to 4 employees	164	X	X	X
	Establishments with 5 to 9 employees	52	X	X	X
	Establishments with 10 to 19 employees	21	X	X	X
	Establishments with 20 to 49 employees	13	X	X	X
	Establishments with 50 to 99 employees	—	X	X	X
	Establishments with 100 to 249 employees	1	X	X	X
	Establishments with 250 to 499 employees	—	X	X	X
	Establishments with 500 to 999 employees	—	X	X	X
	Establishments with 1,000 employees or more	—	X	X	X
5411	Legal services				
	All establishments	88	356	3 535	16 644
	Establishments with 1 to 4 employees	61	X	X	X
	Establishments with 5 to 9 employees	20	X	X	X
	Establishments with 10 to 19 employees	7	X	X	X
	Establishments with 20 to 49 employees	—	X	X	X
	Establishments with 50 to 99 employees	—	X	X	X
	Establishments with 100 to 249 employees	—	X	X	X
	Establishments with 250 to 499 employees	—	X	X	X
	Establishments with 500 to 999 employees	—	X	X	X
	Establishments with 1,000 employees or more	—	X	X	X
54111	Offices of lawyers				
	All establishments	73	262	2 574	12 223
	Establishments with 1 to 4 employees	56	X	X	X
	Establishments with 5 to 9 employees	12	X	X	X
	Establishments with 10 to 19 employees	5	X	X	X
	Establishments with 20 to 49 employees	—	X	X	X
	Establishments with 50 to 99 employees	—	X	X	X
	Establishments with 100 to 249 employees	—	X	X	X
	Establishments with 250 to 499 employees	—	X	X	X
	Establishments with 500 to 999 employees	—	X	X	X
	Establishments with 1,000 employees or more	—	X	X	X
541110	Offices of lawyers				
	All establishments	73	262	2 574	12 223
	Establishments with 1 to 4 employees	56	X	X	X
	Establishments with 5 to 9 employees	12	X	X	X
	Establishments with 10 to 19 employees	5	X	X	X
	Establishments with 20 to 49 employees	—	X	X	X
	Establishments with 50 to 99 employees	—	X	X	X
	Establishments with 100 to 249 employees	—	X	X	X
	Establishments with 250 to 499 employees	—	X	X	X
	Establishments with 500 to 999 employees	—	X	X	X
	Establishments with 1,000 employees or more	—	X	X	X

See footnotes at end of table.

Table 5. Establishments, Employees, and Payroll by Industry and Employment Size of Establishments by County: 2004—Con.

[Excludes most government employees, railroad employees, and self-employed persons. Size class 1 to 4 employees includes establishments having payroll, but no employees, during mid-March pay period. For meaning of abbreviations and symbols, see introductory text. For explanation of terms, see Appendix A. For statement on reliability, see the note at the end of the table and Appendix C]

NAICS code	Geography, kind of business, and employment size class	Establishments (number)	Paid employees for pay period including March 12 (number)	First-quarter payroll (\$1,000)	Annual payroll (\$1,000)
CAPE MAY—Con.					
54	Professional, scientific, and technical services—Con.				
541	Professional, scientific, and technical services—Con.				
5412	Accounting, tax preparation, bookkeeping, and payroll services				
	All establishments	41	324	2 133	9 211
	Establishments with 1 to 4 employees	25	X	X	X
	Establishments with 5 to 9 employees	8	X	X	X
	Establishments with 10 to 19 employees	3	X	X	X
	Establishments with 20 to 49 employees	4	X	X	X
	Establishments with 50 to 99 employees	—	X	X	X
	Establishments with 100 to 249 employees	1	X	X	X
	Establishments with 250 to 499 employees	—	X	X	X
	Establishments with 500 to 999 employees	—	X	X	X
	Establishments with 1,000 employees or more	—	X	X	X
54121	Accounting, tax preparation, bookkeeping, and payroll services				
	All establishments	41	324	2 133	9 211
	Establishments with 1 to 4 employees	25	X	X	X
	Establishments with 5 to 9 employees	8	X	X	X
	Establishments with 10 to 19 employees	3	X	X	X
	Establishments with 20 to 49 employees	4	X	X	X
	Establishments with 50 to 99 employees	—	X	X	X
	Establishments with 100 to 249 employees	1	X	X	X
	Establishments with 250 to 499 employees	—	X	X	X
	Establishments with 500 to 999 employees	—	X	X	X
	Establishments with 1,000 employees or more	—	X	X	X
541219	Other accounting services				
	All establishments	12	138	792	3 446
	Establishments with 1 to 4 employees	7	X	X	X
	Establishments with 5 to 9 employees	3	X	X	X
	Establishments with 10 to 19 employees	1	X	X	X
	Establishments with 20 to 49 employees	—	X	X	X
	Establishments with 50 to 99 employees	—	X	X	X
	Establishments with 100 to 249 employees	1	X	X	X
	Establishments with 250 to 499 employees	—	X	X	X
	Establishments with 500 to 999 employees	—	X	X	X
	Establishments with 1,000 employees or more	—	X	X	X
5413	Architectural, engineering, and related services				
	All establishments	45	297	3 038	14 241
	Establishments with 1 to 4 employees	25	X	X	X
	Establishments with 5 to 9 employees	10	X	X	X
	Establishments with 10 to 19 employees	4	X	X	X
	Establishments with 20 to 49 employees	6	X	X	X
	Establishments with 50 to 99 employees	—	X	X	X
	Establishments with 100 to 249 employees	—	X	X	X
	Establishments with 250 to 499 employees	—	X	X	X
	Establishments with 500 to 999 employees	—	X	X	X
	Establishments with 1,000 employees or more	—	X	X	X
54133	Engineering services				
	All establishments	17	164	1 733	7 511
	Establishments with 1 to 4 employees	7	X	X	X
	Establishments with 5 to 9 employees	3	X	X	X
	Establishments with 10 to 19 employees	3	X	X	X
	Establishments with 20 to 49 employees	4	X	X	X
	Establishments with 50 to 99 employees	—	X	X	X
	Establishments with 100 to 249 employees	—	X	X	X
	Establishments with 250 to 499 employees	—	X	X	X
	Establishments with 500 to 999 employees	—	X	X	X
	Establishments with 1,000 employees or more	—	X	X	X
541330	Engineering services				
	All establishments	17	164	1 733	7 511
	Establishments with 1 to 4 employees	7	X	X	X
	Establishments with 5 to 9 employees	3	X	X	X
	Establishments with 10 to 19 employees	3	X	X	X
	Establishments with 20 to 49 employees	4	X	X	X
	Establishments with 50 to 99 employees	—	X	X	X
	Establishments with 100 to 249 employees	—	X	X	X
	Establishments with 250 to 499 employees	—	X	X	X
	Establishments with 500 to 999 employees	—	X	X	X
	Establishments with 1,000 employees or more	—	X	X	X
5419	Other professional, scientific, and technical services				
	All establishments	24	140	944	4 486
	Establishments with 1 to 4 employees	13	X	X	X
	Establishments with 5 to 9 employees	5	X	X	X
	Establishments with 10 to 19 employees	4	X	X	X
	Establishments with 20 to 49 employees	2	X	X	X
	Establishments with 50 to 99 employees	—	X	X	X
	Establishments with 100 to 249 employees	—	X	X	X
	Establishments with 250 to 499 employees	—	X	X	X
	Establishments with 500 to 999 employees	—	X	X	X
	Establishments with 1,000 employees or more	—	X	X	X

See footnotes at end of table.

Table 5. Establishments, Employees, and Payroll by Industry and Employment Size of Establishments by County: 2004—Con.

[Excludes most government employees, railroad employees, and self-employed persons. Size class 1 to 4 employees includes establishments having payroll, but no employees, during mid-March pay period. For meaning of abbreviations and symbols, see introductory text. For explanation of terms, see Appendix A. For statement on reliability, see the note at the end of the table and Appendix C]

NAICS code	Geography, kind of business, and employment size class	Establishments (number)	Paid employees for pay period including March 12 (number)	First-quarter payroll (\$1,000)	Annual payroll (\$1,000)
	CAPE MAY—Con.				
54	Professional, scientific, and technical services—Con.				
541	Professional, scientific, and technical services—Con.				
5419	Other professional, scientific, and technical services—Con.				
54194	Veterinary services				
	All establishments	11	108	672	3 081
	Establishments with 1 to 4 employees	3	X	X	X
	Establishments with 5 to 9 employees	3	X	X	X
	Establishments with 10 to 19 employees	3	X	X	X
	Establishments with 20 to 49 employees	2	X	X	X
	Establishments with 50 to 99 employees	—	X	X	X
	Establishments with 100 to 249 employees	—	X	X	X
	Establishments with 250 to 499 employees	—	X	X	X
	Establishments with 500 to 999 employees	—	X	X	X
	Establishments with 1,000 employees or more	—	X	X	X
541940	Veterinary services				
	All establishments	11	108	672	3 081
	Establishments with 1 to 4 employees	3	X	X	X
	Establishments with 5 to 9 employees	3	X	X	X
	Establishments with 10 to 19 employees	3	X	X	X
	Establishments with 20 to 49 employees	2	X	X	X
	Establishments with 50 to 99 employees	—	X	X	X
	Establishments with 100 to 249 employees	—	X	X	X
	Establishments with 250 to 499 employees	—	X	X	X
	Establishments with 500 to 999 employees	—	X	X	X
	Establishments with 1,000 employees or more	—	X	X	X
55	Management of companies and enterprises				
	All establishments	2	a	D	D
	Establishments with 1 to 4 employees	2	X	X	X
	Establishments with 5 to 9 employees	—	X	X	X
	Establishments with 10 to 19 employees	—	X	X	X
	Establishments with 20 to 49 employees	—	X	X	X
	Establishments with 50 to 99 employees	—	X	X	X
	Establishments with 100 to 249 employees	—	X	X	X
	Establishments with 250 to 499 employees	—	X	X	X
	Establishments with 500 to 999 employees	—	X	X	X
	Establishments with 1,000 employees or more	—	X	X	X
56	Administrative and support and waste management and remediation services				
	All establishments	162	775	4 199	24 046
	Establishments with 1 to 4 employees	118	X	X	X
	Establishments with 5 to 9 employees	24	X	X	X
	Establishments with 10 to 19 employees	11	X	X	X
	Establishments with 20 to 49 employees	9	X	X	X
	Establishments with 50 to 99 employees	—	X	X	X
	Establishments with 100 to 249 employees	—	X	X	X
	Establishments with 250 to 499 employees	—	X	X	X
	Establishments with 500 to 999 employees	—	X	X	X
	Establishments with 1,000 employees or more	—	X	X	X
561	Administrative and support services				
	All establishments	150	612	2 975	18 636
	Establishments with 1 to 4 employees	113	X	X	X
	Establishments with 5 to 9 employees	21	X	X	X
	Establishments with 10 to 19 employees	10	X	X	X
	Establishments with 20 to 49 employees	6	X	X	X
	Establishments with 50 to 99 employees	—	X	X	X
	Establishments with 100 to 249 employees	—	X	X	X
	Establishments with 250 to 499 employees	—	X	X	X
	Establishments with 500 to 999 employees	—	X	X	X
	Establishments with 1,000 employees or more	—	X	X	X
5617	Services to buildings and dwellings				
	All establishments	114	389	1 322	10 670
	Establishments with 1 to 4 employees	91	X	X	X
	Establishments with 5 to 9 employees	13	X	X	X
	Establishments with 10 to 19 employees	7	X	X	X
	Establishments with 20 to 49 employees	3	X	X	X
	Establishments with 50 to 99 employees	—	X	X	X
	Establishments with 100 to 249 employees	—	X	X	X
	Establishments with 250 to 499 employees	—	X	X	X
	Establishments with 500 to 999 employees	—	X	X	X
	Establishments with 1,000 employees or more	—	X	X	X
56172	Janitorial services				
	All establishments	34	104	332	2 226
	Establishments with 1 to 4 employees	27	X	X	X
	Establishments with 5 to 9 employees	3	X	X	X
	Establishments with 10 to 19 employees	4	X	X	X
	Establishments with 20 to 49 employees	—	X	X	X
	Establishments with 50 to 99 employees	—	X	X	X
	Establishments with 100 to 249 employees	—	X	X	X
	Establishments with 250 to 499 employees	—	X	X	X
	Establishments with 500 to 999 employees	—	X	X	X
	Establishments with 1,000 employees or more	—	X	X	X

See footnotes at end of table.

Table 5. Establishments, Employees, and Payroll by Industry and Employment Size of Establishments by County: 2004—Con.

[Excludes most government employees, railroad employees, and self-employed persons. Size class 1 to 4 employees includes establishments having payroll, but no employees, during mid-March pay period. For meaning of abbreviations and symbols, see introductory text. For explanation of terms, see Appendix A. For statement on reliability, see the note at the end of the table and Appendix C]

NAICS code	Geography, kind of business, and employment size class	Establishments (number)	Paid employees for pay period including March 12 (number)	First-quarter payroll (\$1,000)	Annual payroll (\$1,000)
CAPE MAY—Con.					
56	Administrative and support and waste management and remediation services—Con.				
561	Administrative and support services—Con.				
5617	Services to buildings and dwellings—Con.				
56172	Janitorial services—Con.				
561720	Janitorial services				
	All establishments	34	104	332	2 226
	Establishments with 1 to 4 employees	27	X	X	X
	Establishments with 5 to 9 employees	3	X	X	X
	Establishments with 10 to 19 employees	4	X	X	X
	Establishments with 20 to 49 employees	—	X	X	X
	Establishments with 50 to 99 employees	—	X	X	X
	Establishments with 100 to 249 employees	—	X	X	X
	Establishments with 250 to 499 employees	—	X	X	X
	Establishments with 500 to 999 employees	—	X	X	X
	Establishments with 1,000 employees or more	—	X	X	X
56173	Landscaping services				
	All establishments	62	205	502	5 802
	Establishments with 1 to 4 employees	51	X	X	X
	Establishments with 5 to 9 employees	7	X	X	X
	Establishments with 10 to 19 employees	2	X	X	X
	Establishments with 20 to 49 employees	2	X	X	X
	Establishments with 50 to 99 employees	—	X	X	X
	Establishments with 100 to 249 employees	—	X	X	X
	Establishments with 250 to 499 employees	—	X	X	X
	Establishments with 500 to 999 employees	—	X	X	X
	Establishments with 1,000 employees or more	—	X	X	X
561730	Landscaping services				
	All establishments	62	205	502	5 802
	Establishments with 1 to 4 employees	51	X	X	X
	Establishments with 5 to 9 employees	7	X	X	X
	Establishments with 10 to 19 employees	2	X	X	X
	Establishments with 20 to 49 employees	2	X	X	X
	Establishments with 50 to 99 employees	—	X	X	X
	Establishments with 100 to 249 employees	—	X	X	X
	Establishments with 250 to 499 employees	—	X	X	X
	Establishments with 500 to 999 employees	—	X	X	X
	Establishments with 1,000 employees or more	—	X	X	X
562	Waste management and remediation services				
	All establishments	12	163	1 224	5 410
	Establishments with 1 to 4 employees	5	X	X	X
	Establishments with 5 to 9 employees	3	X	X	X
	Establishments with 10 to 19 employees	1	X	X	X
	Establishments with 20 to 49 employees	3	X	X	X
	Establishments with 50 to 99 employees	—	X	X	X
	Establishments with 100 to 249 employees	—	X	X	X
	Establishments with 250 to 499 employees	—	X	X	X
	Establishments with 500 to 999 employees	—	X	X	X
	Establishments with 1,000 employees or more	—	X	X	X
5621	Waste collection				
	All establishments	7	118	931	4 094
	Establishments with 1 to 4 employees	2	X	X	X
	Establishments with 5 to 9 employees	3	X	X	X
	Establishments with 10 to 19 employees	—	X	X	X
	Establishments with 20 to 49 employees	2	X	X	X
	Establishments with 50 to 99 employees	—	X	X	X
	Establishments with 100 to 249 employees	—	X	X	X
	Establishments with 250 to 499 employees	—	X	X	X
	Establishments with 500 to 999 employees	—	X	X	X
	Establishments with 1,000 employees or more	—	X	X	X
56211	Waste collection				
	All establishments	7	118	931	4 094
	Establishments with 1 to 4 employees	2	X	X	X
	Establishments with 5 to 9 employees	3	X	X	X
	Establishments with 10 to 19 employees	—	X	X	X
	Establishments with 20 to 49 employees	2	X	X	X
	Establishments with 50 to 99 employees	—	X	X	X
	Establishments with 100 to 249 employees	—	X	X	X
	Establishments with 250 to 499 employees	—	X	X	X
	Establishments with 500 to 999 employees	—	X	X	X
	Establishments with 1,000 employees or more	—	X	X	X
562111	Solid waste collection				
	All establishments	7	118	931	4 094
	Establishments with 1 to 4 employees	2	X	X	X
	Establishments with 5 to 9 employees	3	X	X	X
	Establishments with 10 to 19 employees	—	X	X	X
	Establishments with 20 to 49 employees	2	X	X	X
	Establishments with 50 to 99 employees	—	X	X	X
	Establishments with 100 to 249 employees	—	X	X	X
	Establishments with 250 to 499 employees	—	X	X	X

See footnotes at end of table.

Table 5. Establishments, Employees, and Payroll by Industry and Employment Size of Establishments by County: 2004—Con.

[Excludes most government employees, railroad employees, and self-employed persons. Size class 1 to 4 employees includes establishments having payroll, but no employees, during mid-March pay period. For meaning of abbreviations and symbols, see introductory text. For explanation of terms, see Appendix A. For statement on reliability, see the note at the end of the table and Appendix C]

NAICS code	Geography, kind of business, and employment size class	Establishments (number)	Paid employees for pay period including March 12 (number)	First-quarter payroll (\$1,000)	Annual payroll (\$1,000)
CAPE MAY—Con.					
56	Administrative and support and waste management and remediation services—Con.				
562	Waste management and remediation services—Con.				
5621	Waste collection—Con.				
56211	Waste collection—Con.				
562111	Solid waste collection—Con.				
	All establishments—Con.				
	Establishments with 500 to 999 employees	—	X	X	X
	Establishments with 1,000 employees or more	—	X	X	X
61	Educational services				
	All establishments	25	e	D	D
	Establishments with 1 to 4 employees	7	X	X	X
	Establishments with 5 to 9 employees	10	X	X	X
	Establishments with 10 to 19 employees	5	X	X	X
	Establishments with 20 to 49 employees	3	X	X	X
	Establishments with 50 to 99 employees	—	X	X	X
	Establishments with 100 to 249 employees	—	X	X	X
	Establishments with 250 to 499 employees	—	X	X	X
	Establishments with 500 to 999 employees	—	X	X	X
	Establishments with 1,000 employees or more	—	X	X	X
611	Educational services				
	All establishments	25	e	D	D
	Establishments with 1 to 4 employees	7	X	X	X
	Establishments with 5 to 9 employees	10	X	X	X
	Establishments with 10 to 19 employees	5	X	X	X
	Establishments with 20 to 49 employees	3	X	X	X
	Establishments with 50 to 99 employees	—	X	X	X
	Establishments with 100 to 249 employees	—	X	X	X
	Establishments with 250 to 499 employees	—	X	X	X
	Establishments with 500 to 999 employees	—	X	X	X
	Establishments with 1,000 employees or more	—	X	X	X
6111	Elementary and secondary schools				
	All establishments	7	c	D	D
	Establishments with 1 to 4 employees	—	X	X	X
	Establishments with 5 to 9 employees	2	X	X	X
	Establishments with 10 to 19 employees	2	X	X	X
	Establishments with 20 to 49 employees	3	X	X	X
	Establishments with 50 to 99 employees	—	X	X	X
	Establishments with 100 to 249 employees	—	X	X	X
	Establishments with 250 to 499 employees	—	X	X	X
	Establishments with 500 to 999 employees	—	X	X	X
	Establishments with 1,000 employees or more	—	X	X	X
61111	Elementary and secondary schools				
	All establishments	7	c	D	D
	Establishments with 1 to 4 employees	—	X	X	X
	Establishments with 5 to 9 employees	2	X	X	X
	Establishments with 10 to 19 employees	2	X	X	X
	Establishments with 20 to 49 employees	3	X	X	X
	Establishments with 50 to 99 employees	—	X	X	X
	Establishments with 100 to 249 employees	—	X	X	X
	Establishments with 250 to 499 employees	—	X	X	X
	Establishments with 500 to 999 employees	—	X	X	X
	Establishments with 1,000 employees or more	—	X	X	X
611110	Elementary and secondary schools				
	All establishments	7	c	D	D
	Establishments with 1 to 4 employees	—	X	X	X
	Establishments with 5 to 9 employees	2	X	X	X
	Establishments with 10 to 19 employees	2	X	X	X
	Establishments with 20 to 49 employees	3	X	X	X
	Establishments with 50 to 99 employees	—	X	X	X
	Establishments with 100 to 249 employees	—	X	X	X
	Establishments with 250 to 499 employees	—	X	X	X
	Establishments with 500 to 999 employees	—	X	X	X
	Establishments with 1,000 employees or more	—	X	X	X
62	Health care and social assistance				
	All establishments	264	4 225	31 561	141 561
	Establishments with 1 to 4 employees	122	X	X	X
	Establishments with 5 to 9 employees	77	X	X	X
	Establishments with 10 to 19 employees	43	X	X	X
	Establishments with 20 to 49 employees	10	X	X	X
	Establishments with 50 to 99 employees	3	X	X	X
	Establishments with 100 to 249 employees	7	X	X	X
	Establishments with 250 to 499 employees	1	X	X	X
	Establishments with 500 to 999 employees	—	X	X	X
	Establishments with 1,000 employees or more	1	X	X	X

See footnotes at end of table.

Table 5. Establishments, Employees, and Payroll by Industry and Employment Size of Establishments by County: 2004—Con.

[Excludes most government employees, railroad employees, and self-employed persons. Size class 1 to 4 employees includes establishments having payroll, but no employees, during mid-March pay period. For meaning of abbreviations and symbols, see introductory text. For explanation of terms, see Appendix A. For statement on reliability, see the note at the end of the table and Appendix C]

NAICS code	Geography, kind of business, and employment size class	Establishments (number)	Paid employees for pay period including March 12 (number)	First-quarter payroll (\$1,000)	Annual payroll (\$1,000)
CAPE MAY—Con.					
62	Health care and social assistance—Con.				
621	Ambulatory health care services				
	All establishments	189	1 816	15 161	69 908
	Establishments with 1 to 4 employees	93	X	X	X
	Establishments with 5 to 9 employees	58	X	X	X
	Establishments with 10 to 19 employees	26	X	X	X
	Establishments with 20 to 49 employees	6	X	X	X
	Establishments with 50 to 99 employees	3	X	X	X
	Establishments with 100 to 249 employees	2	X	X	X
	Establishments with 250 to 499 employees	1	X	X	X
	Establishments with 500 to 999 employees	—	X	X	X
	Establishments with 1,000 employees or more	—	X	X	X
6211	Offices of physicians				
	All establishments	83	532	5 822	29 731
	Establishments with 1 to 4 employees	39	X	X	X
	Establishments with 5 to 9 employees	27	X	X	X
	Establishments with 10 to 19 employees	12	X	X	X
	Establishments with 20 to 49 employees	5	X	X	X
	Establishments with 50 to 99 employees	—	X	X	X
	Establishments with 100 to 249 employees	—	X	X	X
	Establishments with 250 to 499 employees	—	X	X	X
	Establishments with 500 to 999 employees	—	X	X	X
	Establishments with 1,000 employees or more	—	X	X	X
62111	Offices of physicians				
	All establishments	83	532	5 822	29 731
	Establishments with 1 to 4 employees	39	X	X	X
	Establishments with 5 to 9 employees	27	X	X	X
	Establishments with 10 to 19 employees	12	X	X	X
	Establishments with 20 to 49 employees	5	X	X	X
	Establishments with 50 to 99 employees	—	X	X	X
	Establishments with 100 to 249 employees	—	X	X	X
	Establishments with 250 to 499 employees	—	X	X	X
	Establishments with 500 to 999 employees	—	X	X	X
	Establishments with 1,000 employees or more	—	X	X	X
621111	Offices of physicians (except mental health specialists)				
	All establishments	81	f	D	D
	Establishments with 1 to 4 employees	38	X	X	X
	Establishments with 5 to 9 employees	26	X	X	X
	Establishments with 10 to 19 employees	12	X	X	X
	Establishments with 20 to 49 employees	5	X	X	X
	Establishments with 50 to 99 employees	—	X	X	X
	Establishments with 100 to 249 employees	—	X	X	X
	Establishments with 250 to 499 employees	—	X	X	X
	Establishments with 500 to 999 employees	—	X	X	X
	Establishments with 1,000 employees or more	—	X	X	X
6212	Offices of dentists				
	All establishments	38	254	2 199	11 231
	Establishments with 1 to 4 employees	13	X	X	X
	Establishments with 5 to 9 employees	17	X	X	X
	Establishments with 10 to 19 employees	7	X	X	X
	Establishments with 20 to 49 employees	1	X	X	X
	Establishments with 50 to 99 employees	—	X	X	X
	Establishments with 100 to 249 employees	—	X	X	X
	Establishments with 250 to 499 employees	—	X	X	X
	Establishments with 500 to 999 employees	—	X	X	X
	Establishments with 1,000 employees or more	—	X	X	X
62121	Offices of dentists				
	All establishments	38	254	2 199	11 231
	Establishments with 1 to 4 employees	13	X	X	X
	Establishments with 5 to 9 employees	17	X	X	X
	Establishments with 10 to 19 employees	7	X	X	X
	Establishments with 20 to 49 employees	1	X	X	X
	Establishments with 50 to 99 employees	—	X	X	X
	Establishments with 100 to 249 employees	—	X	X	X
	Establishments with 250 to 499 employees	—	X	X	X
	Establishments with 500 to 999 employees	—	X	X	X
	Establishments with 1,000 employees or more	—	X	X	X
621210	Offices of dentists				
	All establishments	38	254	2 199	11 231
	Establishments with 1 to 4 employees	13	X	X	X
	Establishments with 5 to 9 employees	17	X	X	X
	Establishments with 10 to 19 employees	7	X	X	X
	Establishments with 20 to 49 employees	1	X	X	X
	Establishments with 50 to 99 employees	—	X	X	X
	Establishments with 100 to 249 employees	—	X	X	X
	Establishments with 250 to 499 employees	—	X	X	X
	Establishments with 500 to 999 employees	—	X	X	X
	Establishments with 1,000 employees or more	—	X	X	X

See footnotes at end of table.

Table 5. Establishments, Employees, and Payroll by Industry and Employment Size of Establishments by County: 2004—Con.

[Excludes most government employees, railroad employees, and self-employed persons. Size class 1 to 4 employees includes establishments having payroll, but no employees, during mid-March pay period. For meaning of abbreviations and symbols, see introductory text. For explanation of terms, see Appendix A. For statement on reliability, see the note at the end of the table and Appendix C]

NAICS code	Geography, kind of business, and employment size class	Establishments (number)	Paid employees for pay period including March 12 (number)	First-quarter payroll (\$1,000)	Annual payroll (\$1,000)
CAPE MAY—Con.					
62	Health care and social assistance—Con.				
621	Ambulatory health care services—Con.				
6213	Offices of other health practitioners				
	All establishments	47	172	1 119	4 519
	Establishments with 1 to 4 employees	35	X	X	X
	Establishments with 5 to 9 employees	8	X	X	X
	Establishments with 10 to 19 employees	4	X	X	X
	Establishments with 20 to 49 employees	—	X	X	X
	Establishments with 50 to 99 employees	—	X	X	X
	Establishments with 100 to 249 employees	—	X	X	X
	Establishments with 250 to 499 employees	—	X	X	X
	Establishments with 500 to 999 employees	—	X	X	X
	Establishments with 1,000 employees or more	—	X	X	X
6214	Outpatient care centers				
	All establishments	7	206	1 949	7 504
	Establishments with 1 to 4 employees	3	X	X	X
	Establishments with 5 to 9 employees	2	X	X	X
	Establishments with 10 to 19 employees	1	X	X	X
	Establishments with 20 to 49 employees	—	X	X	X
	Establishments with 50 to 99 employees	—	X	X	X
	Establishments with 100 to 249 employees	1	X	X	X
	Establishments with 250 to 499 employees	—	X	X	X
	Establishments with 500 to 999 employees	—	X	X	X
	Establishments with 1,000 employees or more	—	X	X	X
62142	Outpatient mental health and substance abuse centers				
	All establishments	2	c	D	D
	Establishments with 1 to 4 employees	1	X	X	X
	Establishments with 5 to 9 employees	—	X	X	X
	Establishments with 10 to 19 employees	—	X	X	X
	Establishments with 20 to 49 employees	—	X	X	X
	Establishments with 50 to 99 employees	—	X	X	X
	Establishments with 100 to 249 employees	1	X	X	X
	Establishments with 250 to 499 employees	—	X	X	X
	Establishments with 500 to 999 employees	—	X	X	X
	Establishments with 1,000 employees or more	—	X	X	X
621420	Outpatient mental health and substance abuse centers				
	All establishments	2	c	D	D
	Establishments with 1 to 4 employees	1	X	X	X
	Establishments with 5 to 9 employees	—	X	X	X
	Establishments with 10 to 19 employees	—	X	X	X
	Establishments with 20 to 49 employees	—	X	X	X
	Establishments with 50 to 99 employees	—	X	X	X
	Establishments with 100 to 249 employees	1	X	X	X
	Establishments with 250 to 499 employees	—	X	X	X
	Establishments with 500 to 999 employees	—	X	X	X
	Establishments with 1,000 employees or more	—	X	X	X
6216	Home health care services				
	All establishments	5	e	D	D
	Establishments with 1 to 4 employees	1	X	X	X
	Establishments with 5 to 9 employees	—	X	X	X
	Establishments with 10 to 19 employees	1	X	X	X
	Establishments with 20 to 49 employees	—	X	X	X
	Establishments with 50 to 99 employees	1	X	X	X
	Establishments with 100 to 249 employees	1	X	X	X
	Establishments with 250 to 499 employees	1	X	X	X
	Establishments with 500 to 999 employees	—	X	X	X
	Establishments with 1,000 employees or more	—	X	X	X
62161	Home health care services				
	All establishments	5	e	D	D
	Establishments with 1 to 4 employees	1	X	X	X
	Establishments with 5 to 9 employees	—	X	X	X
	Establishments with 10 to 19 employees	1	X	X	X
	Establishments with 20 to 49 employees	—	X	X	X
	Establishments with 50 to 99 employees	1	X	X	X
	Establishments with 100 to 249 employees	1	X	X	X
	Establishments with 250 to 499 employees	1	X	X	X
	Establishments with 500 to 999 employees	—	X	X	X
	Establishments with 1,000 employees or more	—	X	X	X
621610	Home health care services				
	All establishments	5	e	D	D
	Establishments with 1 to 4 employees	1	X	X	X
	Establishments with 5 to 9 employees	—	X	X	X
	Establishments with 10 to 19 employees	1	X	X	X
	Establishments with 20 to 49 employees	—	X	X	X
	Establishments with 50 to 99 employees	1	X	X	X
	Establishments with 100 to 249 employees	1	X	X	X
	Establishments with 250 to 499 employees	1	X	X	X
	Establishments with 500 to 999 employees	—	X	X	X
	Establishments with 1,000 employees or more	—	X	X	X

See footnotes at end of table.

Table 5. Establishments, Employees, and Payroll by Industry and Employment Size of Establishments by County: 2004—Con.

[Excludes most government employees, railroad employees, and self-employed persons. Size class 1 to 4 employees includes establishments having payroll, but no employees, during mid-March pay period. For meaning of abbreviations and symbols, see introductory text. For explanation of terms, see Appendix A. For statement on reliability, see the note at the end of the table and Appendix C]

NAICS code	Geography, kind of business, and employment size class	Establishments (number)	Paid employees for pay period including March 12 (number)	First-quarter payroll (\$1,000)	Annual payroll (\$1,000)
CAPE MAY—Con.					
62	Health care and social assistance—Con.				
621	Ambulatory health care services—Con.				
6219	Other ambulatory health care services				
	All establishments	5	c	D	D
	Establishments with 1 to 4 employees	—	X	X	X
	Establishments with 5 to 9 employees	3	X	X	X
	Establishments with 10 to 19 employees	—	X	X	X
	Establishments with 20 to 49 employees	—	X	X	X
	Establishments with 50 to 99 employees	2	X	X	X
	Establishments with 100 to 249 employees	—	X	X	X
	Establishments with 250 to 499 employees	—	X	X	X
	Establishments with 500 to 999 employees	—	X	X	X
	Establishments with 1,000 employees or more	—	X	X	X
62191	Ambulance services				
	All establishments	4	c	D	D
	Establishments with 1 to 4 employees	—	X	X	X
	Establishments with 5 to 9 employees	2	X	X	X
	Establishments with 10 to 19 employees	—	X	X	X
	Establishments with 20 to 49 employees	—	X	X	X
	Establishments with 50 to 99 employees	2	X	X	X
	Establishments with 100 to 249 employees	—	X	X	X
	Establishments with 250 to 499 employees	—	X	X	X
	Establishments with 500 to 999 employees	—	X	X	X
	Establishments with 1,000 employees or more	—	X	X	X
621910	Ambulance services				
	All establishments	4	c	D	D
	Establishments with 1 to 4 employees	—	X	X	X
	Establishments with 5 to 9 employees	2	X	X	X
	Establishments with 10 to 19 employees	—	X	X	X
	Establishments with 20 to 49 employees	—	X	X	X
	Establishments with 50 to 99 employees	2	X	X	X
	Establishments with 100 to 249 employees	—	X	X	X
	Establishments with 250 to 499 employees	—	X	X	X
	Establishments with 500 to 999 employees	—	X	X	X
	Establishments with 1,000 employees or more	—	X	X	X
622	Hospitals				
	All establishments	1	g	D	D
	Establishments with 1 to 4 employees	—	X	X	X
	Establishments with 5 to 9 employees	—	X	X	X
	Establishments with 10 to 19 employees	—	X	X	X
	Establishments with 20 to 49 employees	—	X	X	X
	Establishments with 50 to 99 employees	—	X	X	X
	Establishments with 100 to 249 employees	—	X	X	X
	Establishments with 250 to 499 employees	—	X	X	X
	Establishments with 500 to 999 employees	—	X	X	X
	Establishments with 1,000 employees or more	1	X	X	X
6221	General medical and surgical hospitals				
	All establishments	1	g	D	D
	Establishments with 1 to 4 employees	—	X	X	X
	Establishments with 5 to 9 employees	—	X	X	X
	Establishments with 10 to 19 employees	—	X	X	X
	Establishments with 20 to 49 employees	—	X	X	X
	Establishments with 50 to 99 employees	—	X	X	X
	Establishments with 100 to 249 employees	—	X	X	X
	Establishments with 250 to 499 employees	—	X	X	X
	Establishments with 500 to 999 employees	—	X	X	X
	Establishments with 1,000 employees or more	1	X	X	X
62211	General medical and surgical hospitals				
	All establishments	1	g	D	D
	Establishments with 1 to 4 employees	—	X	X	X
	Establishments with 5 to 9 employees	—	X	X	X
	Establishments with 10 to 19 employees	—	X	X	X
	Establishments with 20 to 49 employees	—	X	X	X
	Establishments with 50 to 99 employees	—	X	X	X
	Establishments with 100 to 249 employees	—	X	X	X
	Establishments with 250 to 499 employees	—	X	X	X
	Establishments with 500 to 999 employees	—	X	X	X
	Establishments with 1,000 employees or more	1	X	X	X
622110	General medical and surgical hospitals				
	All establishments	1	g	D	D
	Establishments with 1 to 4 employees	—	X	X	X
	Establishments with 5 to 9 employees	—	X	X	X
	Establishments with 10 to 19 employees	—	X	X	X
	Establishments with 20 to 49 employees	—	X	X	X
	Establishments with 50 to 99 employees	—	X	X	X
	Establishments with 100 to 249 employees	—	X	X	X
	Establishments with 250 to 499 employees	—	X	X	X
	Establishments with 500 to 999 employees	—	X	X	X
	Establishments with 1,000 employees or more	1	X	X	X

See footnotes at end of table.

Table 5. Establishments, Employees, and Payroll by Industry and Employment Size of Establishments by County: 2004—Con.

[Excludes most government employees, railroad employees, and self-employed persons. Size class 1 to 4 employees includes establishments having payroll, but no employees, during mid-March pay period. For meaning of abbreviations and symbols, see introductory text. For explanation of terms, see Appendix A. For statement on reliability, see the note at the end of the table and Appendix C]

NAICS code	Geography, kind of business, and employment size class	Establishments (number)	Paid employees for pay period including March 12 (number)	First-quarter payroll (\$1,000)	Annual payroll (\$1,000)
CAPE MAY—Con.					
62	Health care and social assistance—Con.				
623	Nursing and residential care facilities				
	All establishments	24	836	5 173	21 115
	Establishments with 1 to 4 employees	3	X	X	X
	Establishments with 5 to 9 employees	6	X	X	X
	Establishments with 10 to 19 employees	10	X	X	X
	Establishments with 20 to 49 employees	1	X	X	X
	Establishments with 50 to 99 employees	—	X	X	X
	Establishments with 100 to 249 employees	4	X	X	X
	Establishments with 250 to 499 employees	—	X	X	X
	Establishments with 500 to 999 employees	—	X	X	X
	Establishments with 1,000 employees or more	—	X	X	X
6231	Nursing care facilities				
	All establishments	6	622	4 177	16 405
	Establishments with 1 to 4 employees	1	X	X	X
	Establishments with 5 to 9 employees	1	X	X	X
	Establishments with 10 to 19 employees	—	X	X	X
	Establishments with 20 to 49 employees	—	X	X	X
	Establishments with 50 to 99 employees	—	X	X	X
	Establishments with 100 to 249 employees	4	X	X	X
	Establishments with 250 to 499 employees	—	X	X	X
	Establishments with 500 to 999 employees	—	X	X	X
	Establishments with 1,000 employees or more	—	X	X	X
62311	Nursing care facilities				
	All establishments	6	622	4 177	16 405
	Establishments with 1 to 4 employees	1	X	X	X
	Establishments with 5 to 9 employees	1	X	X	X
	Establishments with 10 to 19 employees	—	X	X	X
	Establishments with 20 to 49 employees	—	X	X	X
	Establishments with 50 to 99 employees	—	X	X	X
	Establishments with 100 to 249 employees	4	X	X	X
	Establishments with 250 to 499 employees	—	X	X	X
	Establishments with 500 to 999 employees	—	X	X	X
	Establishments with 1,000 employees or more	—	X	X	X
623110	Nursing care facilities				
	All establishments	6	622	4 177	16 405
	Establishments with 1 to 4 employees	1	X	X	X
	Establishments with 5 to 9 employees	1	X	X	X
	Establishments with 10 to 19 employees	—	X	X	X
	Establishments with 20 to 49 employees	—	X	X	X
	Establishments with 50 to 99 employees	—	X	X	X
	Establishments with 100 to 249 employees	4	X	X	X
	Establishments with 250 to 499 employees	—	X	X	X
	Establishments with 500 to 999 employees	—	X	X	X
	Establishments with 1,000 employees or more	—	X	X	X
6232	Residential mental retardation, mental health and substance abuse facilities				
	All establishments	14	c	D	D
	Establishments with 1 to 4 employees	1	X	X	X
	Establishments with 5 to 9 employees	4	X	X	X
	Establishments with 10 to 19 employees	9	X	X	X
	Establishments with 20 to 49 employees	—	X	X	X
	Establishments with 50 to 99 employees	—	X	X	X
	Establishments with 100 to 249 employees	—	X	X	X
	Establishments with 250 to 499 employees	—	X	X	X
	Establishments with 500 to 999 employees	—	X	X	X
	Establishments with 1,000 employees or more	—	X	X	X
62321	Residential mental retardation facilities				
	All establishments	14	c	D	D
	Establishments with 1 to 4 employees	1	X	X	X
	Establishments with 5 to 9 employees	4	X	X	X
	Establishments with 10 to 19 employees	9	X	X	X
	Establishments with 20 to 49 employees	—	X	X	X
	Establishments with 50 to 99 employees	—	X	X	X
	Establishments with 100 to 249 employees	—	X	X	X
	Establishments with 250 to 499 employees	—	X	X	X
	Establishments with 500 to 999 employees	—	X	X	X
	Establishments with 1,000 employees or more	—	X	X	X
623210	Residential mental retardation facilities				
	All establishments	14	c	D	D
	Establishments with 1 to 4 employees	1	X	X	X
	Establishments with 5 to 9 employees	4	X	X	X
	Establishments with 10 to 19 employees	9	X	X	X
	Establishments with 20 to 49 employees	—	X	X	X
	Establishments with 50 to 99 employees	—	X	X	X
	Establishments with 100 to 249 employees	—	X	X	X
	Establishments with 250 to 499 employees	—	X	X	X
	Establishments with 500 to 999 employees	—	X	X	X
	Establishments with 1,000 employees or more	—	X	X	X

See footnotes at end of table.

Table 5. Establishments, Employees, and Payroll by Industry and Employment Size of Establishments by County: 2004—Con.

[Excludes most government employees, railroad employees, and self-employed persons. Size class 1 to 4 employees includes establishments having payroll, but no employees, during mid-March pay period. For meaning of abbreviations and symbols, see introductory text. For explanation of terms, see Appendix A. For statement on reliability, see the note at the end of the table and Appendix C]

NAICS code	Geography, kind of business, and employment size class	Establishments (number)	Paid employees for pay period including March 12 (number)	First-quarter payroll (\$1,000)	Annual payroll (\$1,000)
	CAPE MAY—Con.				
62	Health care and social assistance—Con.				
624	Social assistance				
	All establishments	50	e	D	D
	Establishments with 1 to 4 employees	26	X	X	X
	Establishments with 5 to 9 employees	13	X	X	X
	Establishments with 10 to 19 employees	7	X	X	X
	Establishments with 20 to 49 employees	3	X	X	X
	Establishments with 50 to 99 employees	3	X	X	X
	Establishments with 100 to 249 employees	1	X	X	X
	Establishments with 250 to 499 employees	—	X	X	X
	Establishments with 500 to 999 employees	—	X	X	X
	Establishments with 1,000 employees or more	—	X	X	X
6243	Vocational rehabilitation services				
	All establishments	4	c	D	D
	Establishments with 1 to 4 employees	—	X	X	X
	Establishments with 5 to 9 employees	1	X	X	X
	Establishments with 10 to 19 employees	2	X	X	X
	Establishments with 20 to 49 employees	—	X	X	X
	Establishments with 50 to 99 employees	—	X	X	X
	Establishments with 100 to 249 employees	1	X	X	X
	Establishments with 250 to 499 employees	—	X	X	X
	Establishments with 500 to 999 employees	—	X	X	X
	Establishments with 1,000 employees or more	—	X	X	X
62431	Vocational rehabilitation services				
	All establishments	4	c	D	D
	Establishments with 1 to 4 employees	—	X	X	X
	Establishments with 5 to 9 employees	1	X	X	X
	Establishments with 10 to 19 employees	2	X	X	X
	Establishments with 20 to 49 employees	—	X	X	X
	Establishments with 50 to 99 employees	—	X	X	X
	Establishments with 100 to 249 employees	1	X	X	X
	Establishments with 250 to 499 employees	—	X	X	X
	Establishments with 500 to 999 employees	—	X	X	X
	Establishments with 1,000 employees or more	—	X	X	X
624310	Vocational rehabilitation services				
	All establishments	4	c	D	D
	Establishments with 1 to 4 employees	—	X	X	X
	Establishments with 5 to 9 employees	1	X	X	X
	Establishments with 10 to 19 employees	2	X	X	X
	Establishments with 20 to 49 employees	—	X	X	X
	Establishments with 50 to 99 employees	—	X	X	X
	Establishments with 100 to 249 employees	1	X	X	X
	Establishments with 250 to 499 employees	—	X	X	X
	Establishments with 500 to 999 employees	—	X	X	X
	Establishments with 1,000 employees or more	—	X	X	X
6244	Child day care services				
	All establishments	26	158	523	2 093
	Establishments with 1 to 4 employees	13	X	X	X
	Establishments with 5 to 9 employees	8	X	X	X
	Establishments with 10 to 19 employees	4	X	X	X
	Establishments with 20 to 49 employees	1	X	X	X
	Establishments with 50 to 99 employees	—	X	X	X
	Establishments with 100 to 249 employees	—	X	X	X
	Establishments with 250 to 499 employees	—	X	X	X
	Establishments with 500 to 999 employees	—	X	X	X
	Establishments with 1,000 employees or more	—	X	X	X
62441	Child day care services				
	All establishments	26	158	523	2 093
	Establishments with 1 to 4 employees	13	X	X	X
	Establishments with 5 to 9 employees	8	X	X	X
	Establishments with 10 to 19 employees	4	X	X	X
	Establishments with 20 to 49 employees	1	X	X	X
	Establishments with 50 to 99 employees	—	X	X	X
	Establishments with 100 to 249 employees	—	X	X	X
	Establishments with 250 to 499 employees	—	X	X	X
	Establishments with 500 to 999 employees	—	X	X	X
	Establishments with 1,000 employees or more	—	X	X	X
624410	Child day care services				
	All establishments	26	158	523	2 093
	Establishments with 1 to 4 employees	13	X	X	X
	Establishments with 5 to 9 employees	8	X	X	X
	Establishments with 10 to 19 employees	4	X	X	X
	Establishments with 20 to 49 employees	1	X	X	X
	Establishments with 50 to 99 employees	—	X	X	X
	Establishments with 100 to 249 employees	—	X	X	X
	Establishments with 250 to 499 employees	—	X	X	X
	Establishments with 500 to 999 employees	—	X	X	X
	Establishments with 1,000 employees or more	—	X	X	X

See footnotes at end of table.

Table 5. Establishments, Employees, and Payroll by Industry and Employment Size of Establishments by County: 2004—Con.

[Excludes most government employees, railroad employees, and self-employed persons. Size class 1 to 4 employees includes establishments having payroll, but no employees, during mid-March pay period. For meaning of abbreviations and symbols, see introductory text. For explanation of terms, see Appendix A. For statement on reliability, see the note at the end of the table and Appendix C]

NAICS code	Geography, kind of business, and employment size class	Establishments (number)	Paid employees for pay period including March 12 (number)	First-quarter payroll (\$1,000)	Annual payroll (\$1,000)
	CAPE MAY—Con.				
71	Arts, entertainment, and recreation				
	All establishments	153	1 022	4 752	34 677
	Establishments with 1 to 4 employees	113	X	X	X
	Establishments with 5 to 9 employees	11	X	X	X
	Establishments with 10 to 19 employees	15	X	X	X
	Establishments with 20 to 49 employees	10	X	X	X
	Establishments with 50 to 99 employees	3	X	X	X
	Establishments with 100 to 249 employees	1	X	X	X
	Establishments with 250 to 499 employees	—	X	X	X
	Establishments with 500 to 999 employees	—	X	X	X
	Establishments with 1,000 employees or more	—	X	X	X
712	Museums, historical sites, and similar institutions				
	All establishments	8	143	392	2 364
	Establishments with 1 to 4 employees	4	X	X	X
	Establishments with 5 to 9 employees	2	X	X	X
	Establishments with 10 to 19 employees	1	X	X	X
	Establishments with 20 to 49 employees	—	X	X	X
	Establishments with 50 to 99 employees	—	X	X	X
	Establishments with 100 to 249 employees	1	X	X	X
	Establishments with 250 to 499 employees	—	X	X	X
	Establishments with 500 to 999 employees	—	X	X	X
	Establishments with 1,000 employees or more	—	X	X	X
7121	Museums, historical sites, and similar institutions				
	All establishments	8	143	392	2 364
	Establishments with 1 to 4 employees	4	X	X	X
	Establishments with 5 to 9 employees	2	X	X	X
	Establishments with 10 to 19 employees	1	X	X	X
	Establishments with 20 to 49 employees	—	X	X	X
	Establishments with 50 to 99 employees	—	X	X	X
	Establishments with 100 to 249 employees	1	X	X	X
	Establishments with 250 to 499 employees	—	X	X	X
	Establishments with 500 to 999 employees	—	X	X	X
	Establishments with 1,000 employees or more	—	X	X	X
71212	Historical sites				
	All establishments	3	c	D	D
	Establishments with 1 to 4 employees	—	X	X	X
	Establishments with 5 to 9 employees	1	X	X	X
	Establishments with 10 to 19 employees	1	X	X	X
	Establishments with 20 to 49 employees	—	X	X	X
	Establishments with 50 to 99 employees	—	X	X	X
	Establishments with 100 to 249 employees	1	X	X	X
	Establishments with 250 to 499 employees	—	X	X	X
	Establishments with 500 to 999 employees	—	X	X	X
	Establishments with 1,000 employees or more	—	X	X	X
712120	Historical sites				
	All establishments	3	c	D	D
	Establishments with 1 to 4 employees	—	X	X	X
	Establishments with 5 to 9 employees	1	X	X	X
	Establishments with 10 to 19 employees	1	X	X	X
	Establishments with 20 to 49 employees	—	X	X	X
	Establishments with 50 to 99 employees	—	X	X	X
	Establishments with 100 to 249 employees	1	X	X	X
	Establishments with 250 to 499 employees	—	X	X	X
	Establishments with 500 to 999 employees	—	X	X	X
	Establishments with 1,000 employees or more	—	X	X	X
713	Amusement, gambling, and recreation industries				
	All establishments	134	861	4 294	31 624
	Establishments with 1 to 4 employees	100	X	X	X
	Establishments with 5 to 9 employees	7	X	X	X
	Establishments with 10 to 19 employees	14	X	X	X
	Establishments with 20 to 49 employees	10	X	X	X
	Establishments with 50 to 99 employees	3	X	X	X
	Establishments with 100 to 249 employees	—	X	X	X
	Establishments with 250 to 499 employees	—	X	X	X
	Establishments with 500 to 999 employees	—	X	X	X
	Establishments with 1,000 employees or more	—	X	X	X
7131	Amusement parks and arcades				
	All establishments	35	c	D	D
	Establishments with 1 to 4 employees	31	X	X	X
	Establishments with 5 to 9 employees	—	X	X	X
	Establishments with 10 to 19 employees	2	X	X	X
	Establishments with 20 to 49 employees	1	X	X	X
	Establishments with 50 to 99 employees	1	X	X	X
	Establishments with 100 to 249 employees	—	X	X	X
	Establishments with 250 to 499 employees	—	X	X	X
	Establishments with 500 to 999 employees	—	X	X	X
	Establishments with 1,000 employees or more	—	X	X	X

See footnotes at end of table.

Table 5. Establishments, Employees, and Payroll by Industry and Employment Size of Establishments by County: 2004—Con.

[Excludes most government employees, railroad employees, and self-employed persons. Size class 1 to 4 employees includes establishments having payroll, but no employees, during mid-March pay period. For meaning of abbreviations and symbols, see introductory text. For explanation of terms, see Appendix A. For statement on reliability, see the note at the end of the table and Appendix C]

NAICS code	Geography, kind of business, and employment size class	Establishments (number)	Paid employees for pay period including March 12 (number)	First-quarter payroll (\$1,000)	Annual payroll (\$1,000)
CAPE MAY—Con.					
71	Arts, entertainment, and recreation—Con.				
713	Amusement, gambling, and recreation industries—Con.				
7131	Amusement parks and arcades—Con.				
71311	Amusement and theme parks				
	All establishments	7	119	1 247	7 923
	Establishments with 1 to 4 employees	4	X	X	X
	Establishments with 5 to 9 employees	—	X	X	X
	Establishments with 10 to 19 employees	2	X	X	X
	Establishments with 20 to 49 employees	—	X	X	X
	Establishments with 50 to 99 employees	1	X	X	X
	Establishments with 100 to 249 employees	—	X	X	X
	Establishments with 250 to 499 employees	—	X	X	X
	Establishments with 500 to 999 employees	—	X	X	X
	Establishments with 1,000 employees or more	—	X	X	X
713110	Amusement and theme parks				
	All establishments	7	119	1 247	7 923
	Establishments with 1 to 4 employees	4	X	X	X
	Establishments with 5 to 9 employees	—	X	X	X
	Establishments with 10 to 19 employees	2	X	X	X
	Establishments with 20 to 49 employees	—	X	X	X
	Establishments with 50 to 99 employees	1	X	X	X
	Establishments with 100 to 249 employees	—	X	X	X
	Establishments with 250 to 499 employees	—	X	X	X
	Establishments with 500 to 999 employees	—	X	X	X
	Establishments with 1,000 employees or more	—	X	X	X
7139	Other amusement and recreation services				
	All establishments	95	690	2 950	21 029
	Establishments with 1 to 4 employees	65	X	X	X
	Establishments with 5 to 9 employees	7	X	X	X
	Establishments with 10 to 19 employees	12	X	X	X
	Establishments with 20 to 49 employees	9	X	X	X
	Establishments with 50 to 99 employees	2	X	X	X
	Establishments with 100 to 249 employees	—	X	X	X
	Establishments with 250 to 499 employees	—	X	X	X
	Establishments with 500 to 999 employees	—	X	X	X
	Establishments with 1,000 employees or more	—	X	X	X
71391	Golf courses and country clubs				
	All establishments	10	254	1 025	5 723
	Establishments with 1 to 4 employees	3	X	X	X
	Establishments with 5 to 9 employees	1	X	X	X
	Establishments with 10 to 19 employees	1	X	X	X
	Establishments with 20 to 49 employees	3	X	X	X
	Establishments with 50 to 99 employees	2	X	X	X
	Establishments with 100 to 249 employees	—	X	X	X
	Establishments with 250 to 499 employees	—	X	X	X
	Establishments with 500 to 999 employees	—	X	X	X
	Establishments with 1,000 employees or more	—	X	X	X
713910	Golf courses and country clubs				
	All establishments	10	254	1 025	5 723
	Establishments with 1 to 4 employees	3	X	X	X
	Establishments with 5 to 9 employees	1	X	X	X
	Establishments with 10 to 19 employees	1	X	X	X
	Establishments with 20 to 49 employees	3	X	X	X
	Establishments with 50 to 99 employees	2	X	X	X
	Establishments with 100 to 249 employees	—	X	X	X
	Establishments with 250 to 499 employees	—	X	X	X
	Establishments with 500 to 999 employees	—	X	X	X
	Establishments with 1,000 employees or more	—	X	X	X
71393	Marinas				
	All establishments	26	209	1 393	8 368
	Establishments with 1 to 4 employees	13	X	X	X
	Establishments with 5 to 9 employees	3	X	X	X
	Establishments with 10 to 19 employees	7	X	X	X
	Establishments with 20 to 49 employees	3	X	X	X
	Establishments with 50 to 99 employees	—	X	X	X
	Establishments with 100 to 249 employees	—	X	X	X
	Establishments with 250 to 499 employees	—	X	X	X
	Establishments with 500 to 999 employees	—	X	X	X
	Establishments with 1,000 employees or more	—	X	X	X
713930	Marinas				
	All establishments	26	209	1 393	8 368
	Establishments with 1 to 4 employees	13	X	X	X
	Establishments with 5 to 9 employees	3	X	X	X
	Establishments with 10 to 19 employees	7	X	X	X
	Establishments with 20 to 49 employees	3	X	X	X
	Establishments with 50 to 99 employees	—	X	X	X
	Establishments with 100 to 249 employees	—	X	X	X
	Establishments with 250 to 499 employees	—	X	X	X
	Establishments with 500 to 999 employees	—	X	X	X
	Establishments with 1,000 employees or more	—	X	X	X

See footnotes at end of table.

Table 5. Establishments, Employees, and Payroll by Industry and Employment Size of Establishments by County: 2004—Con.

[Excludes most government employees, railroad employees, and self-employed persons. Size class 1 to 4 employees includes establishments having payroll, but no employees, during mid-March pay period. For meaning of abbreviations and symbols, see introductory text. For explanation of terms, see Appendix A. For statement on reliability, see the note at the end of the table and Appendix C]

NAICS code	Geography, kind of business, and employment size class	Establishments (number)	Paid employees for pay period including March 12 (number)	First-quarter payroll (\$1,000)	Annual payroll (\$1,000)
	CAPE MAY—Con.				
71	Arts, entertainment, and recreation—Con.				
713	Amusement, gambling, and recreation industries—Con.				
7139	Other amusement and recreation services—Con.				
71394	Fitness and recreational sports centers				
	All establishments	20	c	D	D
	Establishments with 1 to 4 employees	15	X	X	X
	Establishments with 5 to 9 employees	2	X	X	X
	Establishments with 10 to 19 employees	2	X	X	X
	Establishments with 20 to 49 employees	1	X	X	X
	Establishments with 50 to 99 employees	—	X	X	X
	Establishments with 100 to 249 employees	—	X	X	X
	Establishments with 250 to 499 employees	—	X	X	X
	Establishments with 500 to 999 employees	—	X	X	X
	Establishments with 1,000 employees or more	—	X	X	X
713940	Fitness and recreational sports centers				
	All establishments	20	c	D	D
	Establishments with 1 to 4 employees	15	X	X	X
	Establishments with 5 to 9 employees	2	X	X	X
	Establishments with 10 to 19 employees	2	X	X	X
	Establishments with 20 to 49 employees	1	X	X	X
	Establishments with 50 to 99 employees	—	X	X	X
	Establishments with 100 to 249 employees	—	X	X	X
	Establishments with 250 to 499 employees	—	X	X	X
	Establishments with 500 to 999 employees	—	X	X	X
	Establishments with 1,000 employees or more	—	X	X	X
72	Accommodation and food services				
	All establishments	901	4 150	13 238	139 431
	Establishments with 1 to 4 employees	676	X	X	X
	Establishments with 5 to 9 employees	98	X	X	X
	Establishments with 10 to 19 employees	73	X	X	X
	Establishments with 20 to 49 employees	43	X	X	X
	Establishments with 50 to 99 employees	9	X	X	X
	Establishments with 100 to 249 employees	2	X	X	X
	Establishments with 250 to 499 employees	—	X	X	X
	Establishments with 500 to 999 employees	—	X	X	X
	Establishments with 1,000 employees or more	—	X	X	X
721	Accommodation				
	All establishments	348	1 235	5 101	57 236
	Establishments with 1 to 4 employees	280	X	X	X
	Establishments with 5 to 9 employees	33	X	X	X
	Establishments with 10 to 19 employees	18	X	X	X
	Establishments with 20 to 49 employees	14	X	X	X
	Establishments with 50 to 99 employees	2	X	X	X
	Establishments with 100 to 249 employees	1	X	X	X
	Establishments with 250 to 499 employees	—	X	X	X
	Establishments with 500 to 999 employees	—	X	X	X
	Establishments with 1,000 employees or more	—	X	X	X
7211	Traveler accommodation				
	All establishments	311	1 017	3 754	46 185
	Establishments with 1 to 4 employees	259	X	X	X
	Establishments with 5 to 9 employees	22	X	X	X
	Establishments with 10 to 19 employees	15	X	X	X
	Establishments with 20 to 49 employees	12	X	X	X
	Establishments with 50 to 99 employees	2	X	X	X
	Establishments with 100 to 249 employees	1	X	X	X
	Establishments with 250 to 499 employees	—	X	X	X
	Establishments with 500 to 999 employees	—	X	X	X
	Establishments with 1,000 employees or more	—	X	X	X
72111	Hotels (except casino hotels) and motels				
	All establishments	274	919	3 471	44 134
	Establishments with 1 to 4 employees	227	X	X	X
	Establishments with 5 to 9 employees	19	X	X	X
	Establishments with 10 to 19 employees	14	X	X	X
	Establishments with 20 to 49 employees	11	X	X	X
	Establishments with 50 to 99 employees	2	X	X	X
	Establishments with 100 to 249 employees	1	X	X	X
	Establishments with 250 to 499 employees	—	X	X	X
	Establishments with 500 to 999 employees	—	X	X	X
	Establishments with 1,000 employees or more	—	X	X	X
721110	Hotels (except casino hotels) and motels				
	All establishments	274	919	3 471	44 134
	Establishments with 1 to 4 employees	227	X	X	X
	Establishments with 5 to 9 employees	19	X	X	X
	Establishments with 10 to 19 employees	14	X	X	X
	Establishments with 20 to 49 employees	11	X	X	X
	Establishments with 50 to 99 employees	2	X	X	X
	Establishments with 100 to 249 employees	1	X	X	X
	Establishments with 250 to 499 employees	—	X	X	X
	Establishments with 500 to 999 employees	—	X	X	X
	Establishments with 1,000 employees or more	—	X	X	X

See footnotes at end of table.

Table 5. Establishments, Employees, and Payroll by Industry and Employment Size of Establishments by County: 2004—Con.

[Excludes most government employees, railroad employees, and self-employed persons. Size class 1 to 4 employees includes establishments having payroll, but no employees, during mid-March pay period. For meaning of abbreviations and symbols, see introductory text. For explanation of terms, see Appendix A. For statement on reliability, see the note at the end of the table and Appendix C]

NAICS code	Geography, kind of business, and employment size class	Establishments (number)	Paid employees for pay period including March 12 (number)	First-quarter payroll (\$1,000)	Annual payroll (\$1,000)
	CAPE MAY—Con.				
72	Accommodation and food services—Con.				
721	Accommodation—Con.				
7212	RV (recreational vehicle) parks and recreational camps				
	All establishments	35	c	D	D
	Establishments with 1 to 4 employees	20	X	X	X
	Establishments with 5 to 9 employees	10	X	X	X
	Establishments with 10 to 19 employees	3	X	X	X
	Establishments with 20 to 49 employees	2	X	X	X
	Establishments with 50 to 99 employees	—	X	X	X
	Establishments with 100 to 249 employees	—	X	X	X
	Establishments with 250 to 499 employees	—	X	X	X
	Establishments with 500 to 999 employees	—	X	X	X
	Establishments with 1,000 employees or more	—	X	X	X
72121	RV (recreational vehicle) parks and recreational camps				
	All establishments	35	c	D	D
	Establishments with 1 to 4 employees	20	X	X	X
	Establishments with 5 to 9 employees	10	X	X	X
	Establishments with 10 to 19 employees	3	X	X	X
	Establishments with 20 to 49 employees	2	X	X	X
	Establishments with 50 to 99 employees	—	X	X	X
	Establishments with 100 to 249 employees	—	X	X	X
	Establishments with 250 to 499 employees	—	X	X	X
	Establishments with 500 to 999 employees	—	X	X	X
	Establishments with 1,000 employees or more	—	X	X	X
721211	RV (recreational vehicle) parks and campgrounds				
	All establishments	32	210	1 331	10 869
	Establishments with 1 to 4 employees	17	X	X	X
	Establishments with 5 to 9 employees	10	X	X	X
	Establishments with 10 to 19 employees	3	X	X	X
	Establishments with 20 to 49 employees	2	X	X	X
	Establishments with 50 to 99 employees	—	X	X	X
	Establishments with 100 to 249 employees	—	X	X	X
	Establishments with 250 to 499 employees	—	X	X	X
	Establishments with 500 to 999 employees	—	X	X	X
	Establishments with 1,000 employees or more	—	X	X	X
722	Food services and drinking places				
	All establishments	553	2 915	8 137	82 195
	Establishments with 1 to 4 employees	396	X	X	X
	Establishments with 5 to 9 employees	65	X	X	X
	Establishments with 10 to 19 employees	55	X	X	X
	Establishments with 20 to 49 employees	29	X	X	X
	Establishments with 50 to 99 employees	7	X	X	X
	Establishments with 100 to 249 employees	1	X	X	X
	Establishments with 250 to 499 employees	—	X	X	X
	Establishments with 500 to 999 employees	—	X	X	X
	Establishments with 1,000 employees or more	—	X	X	X
7221	Full-service restaurants				
	All establishments	265	2 074	5 596	58 878
	Establishments with 1 to 4 employees	164	X	X	X
	Establishments with 5 to 9 employees	38	X	X	X
	Establishments with 10 to 19 employees	35	X	X	X
	Establishments with 20 to 49 employees	21	X	X	X
	Establishments with 50 to 99 employees	6	X	X	X
	Establishments with 100 to 249 employees	1	X	X	X
	Establishments with 250 to 499 employees	—	X	X	X
	Establishments with 500 to 999 employees	—	X	X	X
	Establishments with 1,000 employees or more	—	X	X	X
72211	Full-service restaurants				
	All establishments	265	2 074	5 596	58 878
	Establishments with 1 to 4 employees	164	X	X	X
	Establishments with 5 to 9 employees	38	X	X	X
	Establishments with 10 to 19 employees	35	X	X	X
	Establishments with 20 to 49 employees	21	X	X	X
	Establishments with 50 to 99 employees	6	X	X	X
	Establishments with 100 to 249 employees	1	X	X	X
	Establishments with 250 to 499 employees	—	X	X	X
	Establishments with 500 to 999 employees	—	X	X	X
	Establishments with 1,000 employees or more	—	X	X	X
722110	Full-service restaurants				
	All establishments	265	2 074	5 596	58 878
	Establishments with 1 to 4 employees	164	X	X	X
	Establishments with 5 to 9 employees	38	X	X	X
	Establishments with 10 to 19 employees	35	X	X	X
	Establishments with 20 to 49 employees	21	X	X	X
	Establishments with 50 to 99 employees	6	X	X	X
	Establishments with 100 to 249 employees	1	X	X	X
	Establishments with 250 to 499 employees	—	X	X	X
	Establishments with 500 to 999 employees	—	X	X	X
	Establishments with 1,000 employees or more	—	X	X	X

See footnotes at end of table.

Table 5. Establishments, Employees, and Payroll by Industry and Employment Size of Establishments by County: 2004—Con.

[Excludes most government employees, railroad employees, and self-employed persons. Size class 1 to 4 employees includes establishments having payroll, but no employees, during mid-March pay period. For meaning of abbreviations and symbols, see introductory text. For explanation of terms, see Appendix A. For statement on reliability, see the note at the end of the table and Appendix C]

NAICS code	Geography, kind of business, and employment size class	Establishments (number)	Paid employees for pay period including March 12 (number)	First-quarter payroll (\$1,000)	Annual payroll (\$1,000)
	CAPE MAY—Con.				
72	Accommodation and food services—Con.				
722	Food services and drinking places—Con.				
7222	Limited-service eating places				
	All establishments	229	558	1 582	16 122
	Establishments with 1 to 4 employees	187	X	X	X
	Establishments with 5 to 9 employees	22	X	X	X
	Establishments with 10 to 19 employees	15	X	X	X
	Establishments with 20 to 49 employees	5	X	X	X
	Establishments with 50 to 99 employees	—	X	X	X
	Establishments with 100 to 249 employees	—	X	X	X
	Establishments with 250 to 499 employees	—	X	X	X
	Establishments with 500 to 999 employees	—	X	X	X
	Establishments with 1,000 employees or more	—	X	X	X
72221	Limited-service eating places				
	All establishments	229	558	1 582	16 122
	Establishments with 1 to 4 employees	187	X	X	X
	Establishments with 5 to 9 employees	22	X	X	X
	Establishments with 10 to 19 employees	15	X	X	X
	Establishments with 20 to 49 employees	5	X	X	X
	Establishments with 50 to 99 employees	—	X	X	X
	Establishments with 100 to 249 employees	—	X	X	X
	Establishments with 250 to 499 employees	—	X	X	X
	Establishments with 500 to 999 employees	—	X	X	X
	Establishments with 1,000 employees or more	—	X	X	X
722211	Limited-service restaurants				
	All establishments	153	462	1 273	12 218
	Establishments with 1 to 4 employees	119	X	X	X
	Establishments with 5 to 9 employees	16	X	X	X
	Establishments with 10 to 19 employees	13	X	X	X
	Establishments with 20 to 49 employees	5	X	X	X
	Establishments with 50 to 99 employees	—	X	X	X
	Establishments with 100 to 249 employees	—	X	X	X
	Establishments with 250 to 499 employees	—	X	X	X
	Establishments with 500 to 999 employees	—	X	X	X
	Establishments with 1,000 employees or more	—	X	X	X
7223	Special food services				
	All establishments	23	145	589	3 134
	Establishments with 1 to 4 employees	16	X	X	X
	Establishments with 5 to 9 employees	3	X	X	X
	Establishments with 10 to 19 employees	3	X	X	X
	Establishments with 20 to 49 employees	—	X	X	X
	Establishments with 50 to 99 employees	1	X	X	X
	Establishments with 100 to 249 employees	—	X	X	X
	Establishments with 250 to 499 employees	—	X	X	X
	Establishments with 500 to 999 employees	—	X	X	X
	Establishments with 1,000 employees or more	—	X	X	X
72231	Food service contractors				
	All establishments	15	134	564	2 462
	Establishments with 1 to 4 employees	9	X	X	X
	Establishments with 5 to 9 employees	2	X	X	X
	Establishments with 10 to 19 employees	3	X	X	X
	Establishments with 20 to 49 employees	—	X	X	X
	Establishments with 50 to 99 employees	1	X	X	X
	Establishments with 100 to 249 employees	—	X	X	X
	Establishments with 250 to 499 employees	—	X	X	X
	Establishments with 500 to 999 employees	—	X	X	X
	Establishments with 1,000 employees or more	—	X	X	X
722310	Food service contractors				
	All establishments	15	134	564	2 462
	Establishments with 1 to 4 employees	9	X	X	X
	Establishments with 5 to 9 employees	2	X	X	X
	Establishments with 10 to 19 employees	3	X	X	X
	Establishments with 20 to 49 employees	—	X	X	X
	Establishments with 50 to 99 employees	1	X	X	X
	Establishments with 100 to 249 employees	—	X	X	X
	Establishments with 250 to 499 employees	—	X	X	X
	Establishments with 500 to 999 employees	—	X	X	X
	Establishments with 1,000 employees or more	—	X	X	X
7224	Drinking places (alcoholic beverages)				
	All establishments	36	138	370	4 061
	Establishments with 1 to 4 employees	29	X	X	X
	Establishments with 5 to 9 employees	2	X	X	X
	Establishments with 10 to 19 employees	2	X	X	X
	Establishments with 20 to 49 employees	3	X	X	X
	Establishments with 50 to 99 employees	—	X	X	X
	Establishments with 100 to 249 employees	—	X	X	X
	Establishments with 250 to 499 employees	—	X	X	X
	Establishments with 500 to 999 employees	—	X	X	X
	Establishments with 1,000 employees or more	—	X	X	X

See footnotes at end of table.

Table 5. Establishments, Employees, and Payroll by Industry and Employment Size of Establishments by County: 2004—Con.

[Excludes most government employees, railroad employees, and self-employed persons. Size class 1 to 4 employees includes establishments having payroll, but no employees, during mid-March pay period. For meaning of abbreviations and symbols, see introductory text. For explanation of terms, see Appendix A. For statement on reliability, see the note at the end of the table and Appendix C]

NAICS code	Geography, kind of business, and employment size class	Establishments (number)	Paid employees for pay period including March 12 (number)	First-quarter payroll (\$1,000)	Annual payroll (\$1,000)
	CAPE MAY—Con.				
72	Accommodation and food services—Con.				
722	Food services and drinking places—Con.				
7224	Drinking places (alcoholic beverages)—Con.				
72241	Drinking places (alcoholic beverages)				
	All establishments	36	138	370	4 061
	Establishments with 1 to 4 employees	29	X	X	X
	Establishments with 5 to 9 employees	2	X	X	X
	Establishments with 10 to 19 employees	2	X	X	X
	Establishments with 20 to 49 employees	3	X	X	X
	Establishments with 50 to 99 employees	—	X	X	X
	Establishments with 100 to 249 employees	—	X	X	X
	Establishments with 250 to 499 employees	—	X	X	X
	Establishments with 500 to 999 employees	—	X	X	X
	Establishments with 1,000 employees or more	—	X	X	X
722410	Drinking places (alcoholic beverages)				
	All establishments	36	138	370	4 061
	Establishments with 1 to 4 employees	29	X	X	X
	Establishments with 5 to 9 employees	2	X	X	X
	Establishments with 10 to 19 employees	2	X	X	X
	Establishments with 20 to 49 employees	3	X	X	X
	Establishments with 50 to 99 employees	—	X	X	X
	Establishments with 100 to 249 employees	—	X	X	X
	Establishments with 250 to 499 employees	—	X	X	X
	Establishments with 500 to 999 employees	—	X	X	X
	Establishments with 1,000 employees or more	—	X	X	X
81	Other services (except public administration)				
	All establishments	363	1 695	7 979	38 958
	Establishments with 1 to 4 employees	261	X	X	X
	Establishments with 5 to 9 employees	69	X	X	X
	Establishments with 10 to 19 employees	21	X	X	X
	Establishments with 20 to 49 employees	9	X	X	X
	Establishments with 50 to 99 employees	1	X	X	X
	Establishments with 100 to 249 employees	2	X	X	X
	Establishments with 250 to 499 employees	—	X	X	X
	Establishments with 500 to 999 employees	—	X	X	X
	Establishments with 1,000 employees or more	—	X	X	X
811	Repair and maintenance				
	All establishments	84	346	2 280	10 243
	Establishments with 1 to 4 employees	61	X	X	X
	Establishments with 5 to 9 employees	16	X	X	X
	Establishments with 10 to 19 employees	5	X	X	X
	Establishments with 20 to 49 employees	2	X	X	X
	Establishments with 50 to 99 employees	—	X	X	X
	Establishments with 100 to 249 employees	—	X	X	X
	Establishments with 250 to 499 employees	—	X	X	X
	Establishments with 500 to 999 employees	—	X	X	X
	Establishments with 1,000 employees or more	—	X	X	X
8111	Automotive repair and maintenance				
	All establishments	55	223	1 431	6 303
	Establishments with 1 to 4 employees	37	X	X	X
	Establishments with 5 to 9 employees	13	X	X	X
	Establishments with 10 to 19 employees	4	X	X	X
	Establishments with 20 to 49 employees	1	X	X	X
	Establishments with 50 to 99 employees	—	X	X	X
	Establishments with 100 to 249 employees	—	X	X	X
	Establishments with 250 to 499 employees	—	X	X	X
	Establishments with 500 to 999 employees	—	X	X	X
	Establishments with 1,000 employees or more	—	X	X	X
81111	Automotive mechanical and electrical repair and maintenance				
	All establishments	37	161	1 042	4 585
	Establishments with 1 to 4 employees	22	X	X	X
	Establishments with 5 to 9 employees	12	X	X	X
	Establishments with 10 to 19 employees	3	X	X	X
	Establishments with 20 to 49 employees	—	X	X	X
	Establishments with 50 to 99 employees	—	X	X	X
	Establishments with 100 to 249 employees	—	X	X	X
	Establishments with 250 to 499 employees	—	X	X	X
	Establishments with 500 to 999 employees	—	X	X	X
	Establishments with 1,000 employees or more	—	X	X	X
811111	General automotive repair				
	All establishments	34	c	D	D
	Establishments with 1 to 4 employees	20	X	X	X
	Establishments with 5 to 9 employees	11	X	X	X
	Establishments with 10 to 19 employees	3	X	X	X
	Establishments with 20 to 49 employees	—	X	X	X
	Establishments with 50 to 99 employees	—	X	X	X
	Establishments with 100 to 249 employees	—	X	X	X
	Establishments with 250 to 499 employees	—	X	X	X
	Establishments with 500 to 999 employees	—	X	X	X
	Establishments with 1,000 employees or more	—	X	X	X

See footnotes at end of table.

Table 5. Establishments, Employees, and Payroll by Industry and Employment Size of Establishments by County: 2004—Con.

[Excludes most government employees, railroad employees, and self-employed persons. Size class 1 to 4 employees includes establishments having payroll, but no employees, during mid-March pay period. For meaning of abbreviations and symbols, see introductory text. For explanation of terms, see Appendix A. For statement on reliability, see the note at the end of the table and Appendix C]

NAICS code	Geography, kind of business, and employment size class	Establishments (number)	Paid employees for pay period including March 12 (number)	First-quarter payroll (\$1,000)	Annual payroll (\$1,000)
	CAPE MAY—Con.				
81	Other services (except public administration)—Con.				
812	Personal and laundry services				
	All establishments	108	746	3 063	15 734
	Establishments with 1 to 4 employees	75	X	X	X
	Establishments with 5 to 9 employees	21	X	X	X
	Establishments with 10 to 19 employees	6	X	X	X
	Establishments with 20 to 49 employees	3	X	X	X
	Establishments with 50 to 99 employees	1	X	X	X
	Establishments with 100 to 249 employees	2	X	X	X
	Establishments with 250 to 499 employees	—	X	X	X
	Establishments with 500 to 999 employees	—	X	X	X
	Establishments with 1,000 employees or more	—	X	X	X
8121	Personal care services				
	All establishments	77	390	1 324	6 286
	Establishments with 1 to 4 employees	54	X	X	X
	Establishments with 5 to 9 employees	14	X	X	X
	Establishments with 10 to 19 employees	5	X	X	X
	Establishments with 20 to 49 employees	3	X	X	X
	Establishments with 50 to 99 employees	1	X	X	X
	Establishments with 100 to 249 employees	—	X	X	X
	Establishments with 250 to 499 employees	—	X	X	X
	Establishments with 500 to 999 employees	—	X	X	X
	Establishments with 1,000 employees or more	—	X	X	X
81211	Hair, nail, and skin care services				
	All establishments	69	368	1 253	5 956
	Establishments with 1 to 4 employees	47	X	X	X
	Establishments with 5 to 9 employees	14	X	X	X
	Establishments with 10 to 19 employees	4	X	X	X
	Establishments with 20 to 49 employees	3	X	X	X
	Establishments with 50 to 99 employees	1	X	X	X
	Establishments with 100 to 249 employees	—	X	X	X
	Establishments with 250 to 499 employees	—	X	X	X
	Establishments with 500 to 999 employees	—	X	X	X
	Establishments with 1,000 employees or more	—	X	X	X
812112	Beauty salons				
	All establishments	62	359	1 228	5 771
	Establishments with 1 to 4 employees	40	X	X	X
	Establishments with 5 to 9 employees	14	X	X	X
	Establishments with 10 to 19 employees	4	X	X	X
	Establishments with 20 to 49 employees	3	X	X	X
	Establishments with 50 to 99 employees	1	X	X	X
	Establishments with 100 to 249 employees	—	X	X	X
	Establishments with 250 to 499 employees	—	X	X	X
	Establishments with 500 to 999 employees	—	X	X	X
	Establishments with 1,000 employees or more	—	X	X	X
8123	Drycleaning and laundry services				
	All establishments	12	154	863	4 453
	Establishments with 1 to 4 employees	7	X	X	X
	Establishments with 5 to 9 employees	3	X	X	X
	Establishments with 10 to 19 employees	1	X	X	X
	Establishments with 20 to 49 employees	—	X	X	X
	Establishments with 50 to 99 employees	—	X	X	X
	Establishments with 100 to 249 employees	1	X	X	X
	Establishments with 250 to 499 employees	—	X	X	X
	Establishments with 500 to 999 employees	—	X	X	X
	Establishments with 1,000 employees or more	—	X	X	X
81233	Linen and uniform supply				
	All establishments	2	c	D	D
	Establishments with 1 to 4 employees	1	X	X	X
	Establishments with 5 to 9 employees	—	X	X	X
	Establishments with 10 to 19 employees	—	X	X	X
	Establishments with 20 to 49 employees	—	X	X	X
	Establishments with 50 to 99 employees	—	X	X	X
	Establishments with 100 to 249 employees	1	X	X	X
	Establishments with 250 to 499 employees	—	X	X	X
	Establishments with 500 to 999 employees	—	X	X	X
	Establishments with 1,000 employees or more	—	X	X	X
812331	Linen supply				
	All establishments	1	c	D	D
	Establishments with 1 to 4 employees	—	X	X	X
	Establishments with 5 to 9 employees	—	X	X	X
	Establishments with 10 to 19 employees	—	X	X	X
	Establishments with 20 to 49 employees	—	X	X	X
	Establishments with 50 to 99 employees	—	X	X	X
	Establishments with 100 to 249 employees	1	X	X	X
	Establishments with 250 to 499 employees	—	X	X	X
	Establishments with 500 to 999 employees	—	X	X	X
	Establishments with 1,000 employees or more	—	X	X	X

See footnotes at end of table.

Table 5. Establishments, Employees, and Payroll by Industry and Employment Size of Establishments by County: 2004—Con.

[Excludes most government employees, railroad employees, and self-employed persons. Size class 1 to 4 employees includes establishments having payroll, but no employees, during mid-March pay period. For meaning of abbreviations and symbols, see introductory text. For explanation of terms, see Appendix A. For statement on reliability, see the note at the end of the table and Appendix C]

NAICS code	Geography, kind of business, and employment size class	Establishments (number)	Paid employees for pay period including March 12 (number)	First-quarter payroll (\$1,000)	Annual payroll (\$1,000)
	CAPE MAY—Con.				
81	Other services (except public administration)—Con.				
812	Personal and laundry services—Con.				
8129	Other personal services				
	All establishments	12	165	553	3 639
	Establishments with 1 to 4 employees	11	X	X	X
	Establishments with 5 to 9 employees	—	X	X	X
	Establishments with 10 to 19 employees	—	X	X	X
	Establishments with 20 to 49 employees	—	X	X	X
	Establishments with 50 to 99 employees	—	X	X	X
	Establishments with 100 to 249 employees	1	X	X	X
	Establishments with 250 to 499 employees	—	X	X	X
	Establishments with 500 to 999 employees	—	X	X	X
	Establishments with 1,000 employees or more	—	X	X	X
81293	Parking lots and garages				
	All establishments	4	c	D	D
	Establishments with 1 to 4 employees	3	X	X	X
	Establishments with 5 to 9 employees	—	X	X	X
	Establishments with 10 to 19 employees	—	X	X	X
	Establishments with 20 to 49 employees	—	X	X	X
	Establishments with 50 to 99 employees	—	X	X	X
	Establishments with 100 to 249 employees	1	X	X	X
	Establishments with 250 to 499 employees	—	X	X	X
	Establishments with 500 to 999 employees	—	X	X	X
	Establishments with 1,000 employees or more	—	X	X	X
812930	Parking lots and garages				
	All establishments	4	c	D	D
	Establishments with 1 to 4 employees	3	X	X	X
	Establishments with 5 to 9 employees	—	X	X	X
	Establishments with 10 to 19 employees	—	X	X	X
	Establishments with 20 to 49 employees	—	X	X	X
	Establishments with 50 to 99 employees	—	X	X	X
	Establishments with 100 to 249 employees	1	X	X	X
	Establishments with 250 to 499 employees	—	X	X	X
	Establishments with 500 to 999 employees	—	X	X	X
	Establishments with 1,000 employees or more	—	X	X	X
813	Religious, grantmaking, civic, professional, and similar organizations				
	All establishments	171	603	2 636	12 981
	Establishments with 1 to 4 employees	125	X	X	X
	Establishments with 5 to 9 employees	32	X	X	X
	Establishments with 10 to 19 employees	10	X	X	X
	Establishments with 20 to 49 employees	4	X	X	X
	Establishments with 50 to 99 employees	—	X	X	X
	Establishments with 100 to 249 employees	—	X	X	X
	Establishments with 250 to 499 employees	—	X	X	X
	Establishments with 500 to 999 employees	—	X	X	X
	Establishments with 1,000 employees or more	—	X	X	X
8131	Religious organizations				
	All establishments	69	327	1 342	5 422
	Establishments with 1 to 4 employees	43	X	X	X
	Establishments with 5 to 9 employees	20	X	X	X
	Establishments with 10 to 19 employees	3	X	X	X
	Establishments with 20 to 49 employees	3	X	X	X
	Establishments with 50 to 99 employees	—	X	X	X
	Establishments with 100 to 249 employees	—	X	X	X
	Establishments with 250 to 499 employees	—	X	X	X
	Establishments with 500 to 999 employees	—	X	X	X
	Establishments with 1,000 employees or more	—	X	X	X
81311	Religious organizations				
	All establishments	69	327	1 342	5 422
	Establishments with 1 to 4 employees	43	X	X	X
	Establishments with 5 to 9 employees	20	X	X	X
	Establishments with 10 to 19 employees	3	X	X	X
	Establishments with 20 to 49 employees	3	X	X	X
	Establishments with 50 to 99 employees	—	X	X	X
	Establishments with 100 to 249 employees	—	X	X	X
	Establishments with 250 to 499 employees	—	X	X	X
	Establishments with 500 to 999 employees	—	X	X	X
	Establishments with 1,000 employees or more	—	X	X	X
813110	Religious organizations				
	All establishments	69	327	1 342	5 422
	Establishments with 1 to 4 employees	43	X	X	X
	Establishments with 5 to 9 employees	20	X	X	X
	Establishments with 10 to 19 employees	3	X	X	X
	Establishments with 20 to 49 employees	3	X	X	X
	Establishments with 50 to 99 employees	—	X	X	X
	Establishments with 100 to 249 employees	—	X	X	X
	Establishments with 250 to 499 employees	—	X	X	X
	Establishments with 500 to 999 employees	—	X	X	X
	Establishments with 1,000 employees or more	—	X	X	X

See footnotes at end of table.

Table 5. Establishments, Employees, and Payroll by Industry and Employment Size of Establishments by County: 2004—Con.

[Excludes most government employees, railroad employees, and self-employed persons. Size class 1 to 4 employees includes establishments having payroll, but no employees, during mid-March pay period. For meaning of abbreviations and symbols, see introductory text. For explanation of terms, see Appendix A. For statement on reliability, see the note at the end of the table and Appendix C]

NAICS code	Geography, kind of business, and employment size class	Establishments (number)	Paid employees for pay period including March 12 (number)	First-quarter payroll (\$1,000)	Annual payroll (\$1,000)
	CAPE MAY—Con.				
81	Other services (except public administration)—Con.				
813	Religious, grantmaking, civic, professional, and similar organizations—Con.				
8139	Business, professional, labor, political, and similar organizations				
	All establishments	86	184	768	4 869
	Establishments with 1 to 4 employees	71	X	X	X
	Establishments with 5 to 9 employees	12	X	X	X
	Establishments with 10 to 19 employees	3	X	X	X
	Establishments with 20 to 49 employees	—	X	X	X
	Establishments with 50 to 99 employees	—	X	X	X
	Establishments with 100 to 249 employees	—	X	X	X
	Establishments with 250 to 499 employees	—	X	X	X
	Establishments with 500 to 999 employees	—	X	X	X
	Establishments with 1,000 employees or more	—	X	X	X
81399	Other similar organizations (except business, professional, labor, and political organizations)				
	All establishments	60	118	497	3 516
	Establishments with 1 to 4 employees	52	X	X	X
	Establishments with 5 to 9 employees	5	X	X	X
	Establishments with 10 to 19 employees	3	X	X	X
	Establishments with 20 to 49 employees	—	X	X	X
	Establishments with 50 to 99 employees	—	X	X	X
	Establishments with 100 to 249 employees	—	X	X	X
	Establishments with 250 to 499 employees	—	X	X	X
	Establishments with 500 to 999 employees	—	X	X	X
	Establishments with 1,000 employees or more	—	X	X	X
813990	Other similar organizations (except business, professional, labor, and political organizations)				
	All establishments	60	118	497	3 516
	Establishments with 1 to 4 employees	52	X	X	X
	Establishments with 5 to 9 employees	5	X	X	X
	Establishments with 10 to 19 employees	3	X	X	X
	Establishments with 20 to 49 employees	—	X	X	X
	Establishments with 50 to 99 employees	—	X	X	X
	Establishments with 100 to 249 employees	—	X	X	X
	Establishments with 250 to 499 employees	—	X	X	X
	Establishments with 500 to 999 employees	—	X	X	X
	Establishments with 1,000 employees or more	—	X	X	X
99	Industries not classified				
	All establishments	31	b	D	D
	Establishments with 1 to 4 employees	30	X	X	X
	Establishments with 5 to 9 employees	1	X	X	X
	Establishments with 10 to 19 employees	—	X	X	X
	Establishments with 20 to 49 employees	—	X	X	X
	Establishments with 50 to 99 employees	—	X	X	X
	Establishments with 100 to 249 employees	—	X	X	X
	Establishments with 250 to 499 employees	—	X	X	X
	Establishments with 500 to 999 employees	—	X	X	X
	Establishments with 1,000 employees or more	—	X	X	X
	CUMBERLAND				
	Total for all sectors				
	All establishments	3 173	47 831	349 286	1 533 796
	Establishments with 1 to 4 employees	1 659	X	X	X
	Establishments with 5 to 9 employees	597	X	X	X
	Establishments with 10 to 19 employees	446	X	X	X
	Establishments with 20 to 49 employees	298	X	X	X
	Establishments with 50 to 99 employees	93	X	X	X
	Establishments with 100 to 249 employees	59	X	X	X
	Establishments with 250 to 499 employees	18	X	X	X
	Establishments with 500 to 999 employees	—	X	X	X
	Establishments with 1,000 employees or more	3	X	X	X
11	Forestry, fishing & hunting, and agricultural support services (NAICS 113-115)				
	All establishments	19	b	D	D
	Establishments with 1 to 4 employees	16	X	X	X
	Establishments with 5 to 9 employees	2	X	X	X
	Establishments with 10 to 19 employees	1	X	X	X
	Establishments with 20 to 49 employees	—	X	X	X
	Establishments with 50 to 99 employees	—	X	X	X
	Establishments with 100 to 249 employees	—	X	X	X
	Establishments with 250 to 499 employees	—	X	X	X
	Establishments with 500 to 999 employees	—	X	X	X
	Establishments with 1,000 employees or more	—	X	X	X

See footnotes at end of table.

Table 5. Establishments, Employees, and Payroll by Industry and Employment Size of Establishments by County: 2004—Con.

[Excludes most government employees, railroad employees, and self-employed persons. Size class 1 to 4 employees includes establishments having payroll, but no employees, during mid-March pay period. For meaning of abbreviations and symbols, see introductory text. For explanation of terms, see Appendix A. For statement on reliability, see the note at the end of the table and Appendix C]

NAICS code	Geography, kind of business, and employment size class	Establishments (number)	Paid employees for pay period including March 12 (number)	First-quarter payroll (\$1,000)	Annual payroll (\$1,000)
	CUMBERLAND—Con.				
21	Mining				
	All establishments	9	215	2 225	9 397
	Establishments with 1 to 4 employees	1	X	X	X
	Establishments with 5 to 9 employees	1	X	X	X
	Establishments with 10 to 19 employees	2	X	X	X
	Establishments with 20 to 49 employees	5	X	X	X
	Establishments with 50 to 99 employees	—	X	X	X
	Establishments with 100 to 249 employees	—	X	X	X
	Establishments with 250 to 499 employees	—	X	X	X
	Establishments with 500 to 999 employees	—	X	X	X
	Establishments with 1,000 employees or more	—	X	X	X
212	Mining (except oil and gas)				
	All establishments	8	c	D	D
	Establishments with 1 to 4 employees	—	X	X	X
	Establishments with 5 to 9 employees	1	X	X	X
	Establishments with 10 to 19 employees	2	X	X	X
	Establishments with 20 to 49 employees	5	X	X	X
	Establishments with 50 to 99 employees	—	X	X	X
	Establishments with 100 to 249 employees	—	X	X	X
	Establishments with 250 to 499 employees	—	X	X	X
	Establishments with 500 to 999 employees	—	X	X	X
	Establishments with 1,000 employees or more	—	X	X	X
2123	Nonmetallic mineral mining and quarrying				
	All establishments	8	c	D	D
	Establishments with 1 to 4 employees	—	X	X	X
	Establishments with 5 to 9 employees	1	X	X	X
	Establishments with 10 to 19 employees	2	X	X	X
	Establishments with 20 to 49 employees	5	X	X	X
	Establishments with 50 to 99 employees	—	X	X	X
	Establishments with 100 to 249 employees	—	X	X	X
	Establishments with 250 to 499 employees	—	X	X	X
	Establishments with 500 to 999 employees	—	X	X	X
	Establishments with 1,000 employees or more	—	X	X	X
21232	Sand, gravel, clay, and ceramic, and refractory minerals mining and quarrying				
	All establishments	8	c	D	D
	Establishments with 1 to 4 employees	—	X	X	X
	Establishments with 5 to 9 employees	1	X	X	X
	Establishments with 10 to 19 employees	2	X	X	X
	Establishments with 20 to 49 employees	5	X	X	X
	Establishments with 50 to 99 employees	—	X	X	X
	Establishments with 100 to 249 employees	—	X	X	X
	Establishments with 250 to 499 employees	—	X	X	X
	Establishments with 500 to 999 employees	—	X	X	X
	Establishments with 1,000 employees or more	—	X	X	X
212322	Industrial sand mining				
	All establishments	4	c	D	D
	Establishments with 1 to 4 employees	—	X	X	X
	Establishments with 5 to 9 employees	—	X	X	X
	Establishments with 10 to 19 employees	—	X	X	X
	Establishments with 20 to 49 employees	4	X	X	X
	Establishments with 50 to 99 employees	—	X	X	X
	Establishments with 100 to 249 employees	—	X	X	X
	Establishments with 250 to 499 employees	—	X	X	X
	Establishments with 500 to 999 employees	—	X	X	X
	Establishments with 1,000 employees or more	—	X	X	X
22	Utilities				
	All establishments	3	145	2 191	9 802
	Establishments with 1 to 4 employees	—	X	X	X
	Establishments with 5 to 9 employees	—	X	X	X
	Establishments with 10 to 19 employees	—	X	X	X
	Establishments with 20 to 49 employees	2	X	X	X
	Establishments with 50 to 99 employees	1	X	X	X
	Establishments with 100 to 249 employees	—	X	X	X
	Establishments with 250 to 499 employees	—	X	X	X
	Establishments with 500 to 999 employees	—	X	X	X
	Establishments with 1,000 employees or more	—	X	X	X
221	Utilities				
	All establishments	3	145	2 191	9 802
	Establishments with 1 to 4 employees	—	X	X	X
	Establishments with 5 to 9 employees	—	X	X	X
	Establishments with 10 to 19 employees	—	X	X	X
	Establishments with 20 to 49 employees	2	X	X	X
	Establishments with 50 to 99 employees	1	X	X	X
	Establishments with 100 to 249 employees	—	X	X	X
	Establishments with 250 to 499 employees	—	X	X	X
	Establishments with 500 to 999 employees	—	X	X	X
	Establishments with 1,000 employees or more	—	X	X	X

See footnotes at end of table.

Table 5. Establishments, Employees, and Payroll by Industry and Employment Size of Establishments by County: 2004—Con.

[Excludes most government employees, railroad employees, and self-employed persons. Size class 1 to 4 employees includes establishments having payroll, but no employees, during mid-March pay period. For meaning of abbreviations and symbols, see introductory text. For explanation of terms, see Appendix A. For statement on reliability, see the note at the end of the table and Appendix C]

NAICS code	Geography, kind of business, and employment size class	Establishments (number)	Paid employees for pay period including March 12 (number)	First-quarter payroll (\$1,000)	Annual payroll (\$1,000)
	CUMBERLAND—Con.				
22	Utilities—Con.				
221	Utilities—Con.				
2212	Natural gas distribution				
	All establishments	2	c	D	D
	Establishments with 1 to 4 employees	—	X	X	X
	Establishments with 5 to 9 employees	—	X	X	X
	Establishments with 10 to 19 employees	—	X	X	X
	Establishments with 20 to 49 employees	1	X	X	X
	Establishments with 50 to 99 employees	1	X	X	X
	Establishments with 100 to 249 employees	—	X	X	X
	Establishments with 250 to 499 employees	—	X	X	X
	Establishments with 500 to 999 employees	—	X	X	X
	Establishments with 1,000 employees or more	—	X	X	X
22121	Natural gas distribution				
	All establishments	2	c	D	D
	Establishments with 1 to 4 employees	—	X	X	X
	Establishments with 5 to 9 employees	—	X	X	X
	Establishments with 10 to 19 employees	—	X	X	X
	Establishments with 20 to 49 employees	1	X	X	X
	Establishments with 50 to 99 employees	1	X	X	X
	Establishments with 100 to 249 employees	—	X	X	X
	Establishments with 250 to 499 employees	—	X	X	X
	Establishments with 500 to 999 employees	—	X	X	X
	Establishments with 1,000 employees or more	—	X	X	X
221210	Natural gas distribution				
	All establishments	2	c	D	D
	Establishments with 1 to 4 employees	—	X	X	X
	Establishments with 5 to 9 employees	—	X	X	X
	Establishments with 10 to 19 employees	—	X	X	X
	Establishments with 20 to 49 employees	1	X	X	X
	Establishments with 50 to 99 employees	1	X	X	X
	Establishments with 100 to 249 employees	—	X	X	X
	Establishments with 250 to 499 employees	—	X	X	X
	Establishments with 500 to 999 employees	—	X	X	X
	Establishments with 1,000 employees or more	—	X	X	X
23	Construction				
	All establishments	362	2 576	22 398	115 120
	Establishments with 1 to 4 employees	247	X	X	X
	Establishments with 5 to 9 employees	46	X	X	X
	Establishments with 10 to 19 employees	40	X	X	X
	Establishments with 20 to 49 employees	20	X	X	X
	Establishments with 50 to 99 employees	8	X	X	X
	Establishments with 100 to 249 employees	1	X	X	X
	Establishments with 250 to 499 employees	—	X	X	X
	Establishments with 500 to 999 employees	—	X	X	X
	Establishments with 1,000 employees or more	—	X	X	X
236	Construction of buildings				
	All establishments	92	662	6 024	27 839
	Establishments with 1 to 4 employees	59	X	X	X
	Establishments with 5 to 9 employees	15	X	X	X
	Establishments with 10 to 19 employees	10	X	X	X
	Establishments with 20 to 49 employees	6	X	X	X
	Establishments with 50 to 99 employees	2	X	X	X
	Establishments with 100 to 249 employees	—	X	X	X
	Establishments with 250 to 499 employees	—	X	X	X
	Establishments with 500 to 999 employees	—	X	X	X
	Establishments with 1,000 employees or more	—	X	X	X
2361	Residential building construction				
	All establishments	74	268	1 422	7 125
	Establishments with 1 to 4 employees	55	X	X	X
	Establishments with 5 to 9 employees	12	X	X	X
	Establishments with 10 to 19 employees	7	X	X	X
	Establishments with 20 to 49 employees	—	X	X	X
	Establishments with 50 to 99 employees	—	X	X	X
	Establishments with 100 to 249 employees	—	X	X	X
	Establishments with 250 to 499 employees	—	X	X	X
	Establishments with 500 to 999 employees	—	X	X	X
	Establishments with 1,000 employees or more	—	X	X	X
23611	Residential building construction				
	All establishments	74	268	1 422	7 125
	Establishments with 1 to 4 employees	55	X	X	X
	Establishments with 5 to 9 employees	12	X	X	X
	Establishments with 10 to 19 employees	7	X	X	X
	Establishments with 20 to 49 employees	—	X	X	X
	Establishments with 50 to 99 employees	—	X	X	X
	Establishments with 100 to 249 employees	—	X	X	X
	Establishments with 250 to 499 employees	—	X	X	X
	Establishments with 500 to 999 employees	—	X	X	X
	Establishments with 1,000 employees or more	—	X	X	X

See footnotes at end of table.

Table 5. Establishments, Employees, and Payroll by Industry and Employment Size of Establishments by County: 2004—Con.

[Excludes most government employees, railroad employees, and self-employed persons. Size class 1 to 4 employees includes establishments having payroll, but no employees, during mid-March pay period. For meaning of abbreviations and symbols, see introductory text. For explanation of terms, see Appendix A. For statement on reliability, see the note at the end of the table and Appendix C]

NAICS code	Geography, kind of business, and employment size class	Establishments (number)	Paid employees for pay period including March 12 (number)	First-quarter payroll (\$1,000)	Annual payroll (\$1,000)
23	CUMBERLAND—Con.				
	Construction—Con.				
236	Construction of buildings—Con.				
2361	Residential building construction—Con.				
23611	Residential building construction—Con.				
236115	New single-family housing construction (except operative builders)				
	All establishments	41	175	901	4 658
	Establishments with 1 to 4 employees	29	X	X	X
	Establishments with 5 to 9 employees	7	X	X	X
	Establishments with 10 to 19 employees	5	X	X	X
	Establishments with 20 to 49 employees	—	X	X	X
	Establishments with 50 to 99 employees	—	X	X	X
	Establishments with 100 to 249 employees	—	X	X	X
	Establishments with 250 to 499 employees	—	X	X	X
	Establishments with 500 to 999 employees	—	X	X	X
	Establishments with 1,000 employees or more	—	X	X	X
2362	Nonresidential building construction				
	All establishments	18	394	4 602	20 714
	Establishments with 1 to 4 employees	4	X	X	X
	Establishments with 5 to 9 employees	3	X	X	X
	Establishments with 10 to 19 employees	3	X	X	X
	Establishments with 20 to 49 employees	6	X	X	X
	Establishments with 50 to 99 employees	2	X	X	X
	Establishments with 100 to 249 employees	—	X	X	X
	Establishments with 250 to 499 employees	—	X	X	X
	Establishments with 500 to 999 employees	—	X	X	X
	Establishments with 1,000 employees or more	—	X	X	X
23622	Commercial and institutional building construction				
	All establishments	17	e	D	D
	Establishments with 1 to 4 employees	4	X	X	X
	Establishments with 5 to 9 employees	3	X	X	X
	Establishments with 10 to 19 employees	3	X	X	X
	Establishments with 20 to 49 employees	5	X	X	X
	Establishments with 50 to 99 employees	2	X	X	X
	Establishments with 100 to 249 employees	—	X	X	X
	Establishments with 250 to 499 employees	—	X	X	X
	Establishments with 500 to 999 employees	—	X	X	X
	Establishments with 1,000 employees or more	—	X	X	X
236220	Commercial and institutional building construction				
	All establishments	17	e	D	D
	Establishments with 1 to 4 employees	4	X	X	X
	Establishments with 5 to 9 employees	3	X	X	X
	Establishments with 10 to 19 employees	3	X	X	X
	Establishments with 20 to 49 employees	5	X	X	X
	Establishments with 50 to 99 employees	2	X	X	X
	Establishments with 100 to 249 employees	—	X	X	X
	Establishments with 250 to 499 employees	—	X	X	X
	Establishments with 500 to 999 employees	—	X	X	X
	Establishments with 1,000 employees or more	—	X	X	X
237	Heavy and civil engineering construction				
	All establishments	25	194	1 664	11 501
	Establishments with 1 to 4 employees	17	X	X	X
	Establishments with 5 to 9 employees	1	X	X	X
	Establishments with 10 to 19 employees	3	X	X	X
	Establishments with 20 to 49 employees	4	X	X	X
	Establishments with 50 to 99 employees	—	X	X	X
	Establishments with 100 to 249 employees	—	X	X	X
	Establishments with 250 to 499 employees	—	X	X	X
	Establishments with 500 to 999 employees	—	X	X	X
	Establishments with 1,000 employees or more	—	X	X	X
2373	Highway, street, and bridge construction				
	All establishments	12	129	1 054	8 165
	Establishments with 1 to 4 employees	8	X	X	X
	Establishments with 5 to 9 employees	—	X	X	X
	Establishments with 10 to 19 employees	1	X	X	X
	Establishments with 20 to 49 employees	3	X	X	X
	Establishments with 50 to 99 employees	—	X	X	X
	Establishments with 100 to 249 employees	—	X	X	X
	Establishments with 250 to 499 employees	—	X	X	X
	Establishments with 500 to 999 employees	—	X	X	X
	Establishments with 1,000 employees or more	—	X	X	X
23731	Highway, street, and bridge construction				
	All establishments	12	129	1 054	8 165
	Establishments with 1 to 4 employees	8	X	X	X
	Establishments with 5 to 9 employees	—	X	X	X
	Establishments with 10 to 19 employees	1	X	X	X
	Establishments with 20 to 49 employees	3	X	X	X
	Establishments with 50 to 99 employees	—	X	X	X
	Establishments with 100 to 249 employees	—	X	X	X
	Establishments with 250 to 499 employees	—	X	X	X
	Establishments with 500 to 999 employees	—	X	X	X
	Establishments with 1,000 employees or more	—	X	X	X

See footnotes at end of table.

Table 5. Establishments, Employees, and Payroll by Industry and Employment Size of Establishments by County: 2004—Con.

[Excludes most government employees, railroad employees, and self-employed persons. Size class 1 to 4 employees includes establishments having payroll, but no employees, during mid-March pay period. For meaning of abbreviations and symbols, see introductory text. For explanation of terms, see Appendix A. For statement on reliability, see the note at the end of the table and Appendix C]

NAICS code	Geography, kind of business, and employment size class	Establishments (number)	Paid employees for pay period including March 12 (number)	First-quarter payroll (\$1,000)	Annual payroll (\$1,000)
23	CUMBERLAND—Con.				
	Construction—Con.				
237	Heavy and civil engineering construction—Con.				
2373	Highway, street, and bridge construction—Con.				
23731	Highway, street, and bridge construction—Con.				
237310	Highway, street, and bridge construction				
	All establishments	12	129	1 054	8 165
	Establishments with 1 to 4 employees	8	X	X	X
	Establishments with 5 to 9 employees	—	X	X	X
	Establishments with 10 to 19 employees	1	X	X	X
	Establishments with 20 to 49 employees	3	X	X	X
	Establishments with 50 to 99 employees	—	X	X	X
	Establishments with 100 to 249 employees	—	X	X	X
	Establishments with 250 to 499 employees	—	X	X	X
	Establishments with 500 to 999 employees	—	X	X	X
	Establishments with 1,000 employees or more	—	X	X	X
238	Specialty trade contractors				
	All establishments	245	1 720	14 710	75 780
	Establishments with 1 to 4 employees	171	X	X	X
	Establishments with 5 to 9 employees	30	X	X	X
	Establishments with 10 to 19 employees	27	X	X	X
	Establishments with 20 to 49 employees	10	X	X	X
	Establishments with 50 to 99 employees	6	X	X	X
	Establishments with 100 to 249 employees	1	X	X	X
	Establishments with 250 to 499 employees	—	X	X	X
	Establishments with 500 to 999 employees	—	X	X	X
	Establishments with 1,000 employees or more	—	X	X	X
2381	Foundation, structure, and building exterior contractors				
	All establishments	59	437	3 382	16 169
	Establishments with 1 to 4 employees	41	X	X	X
	Establishments with 5 to 9 employees	8	X	X	X
	Establishments with 10 to 19 employees	5	X	X	X
	Establishments with 20 to 49 employees	3	X	X	X
	Establishments with 50 to 99 employees	2	X	X	X
	Establishments with 100 to 249 employees	—	X	X	X
	Establishments with 250 to 499 employees	—	X	X	X
	Establishments with 500 to 999 employees	—	X	X	X
	Establishments with 1,000 employees or more	—	X	X	X
23811	Poured concrete foundation and structure contractors				
	All establishments	8	154	1 566	7 258
	Establishments with 1 to 4 employees	4	X	X	X
	Establishments with 5 to 9 employees	1	X	X	X
	Establishments with 10 to 19 employees	1	X	X	X
	Establishments with 20 to 49 employees	—	X	X	X
	Establishments with 50 to 99 employees	2	X	X	X
	Establishments with 100 to 249 employees	—	X	X	X
	Establishments with 250 to 499 employees	—	X	X	X
	Establishments with 500 to 999 employees	—	X	X	X
	Establishments with 1,000 employees or more	—	X	X	X
238110	Poured concrete foundation and structure contractors				
	All establishments	8	154	1 566	7 258
	Establishments with 1 to 4 employees	4	X	X	X
	Establishments with 5 to 9 employees	1	X	X	X
	Establishments with 10 to 19 employees	1	X	X	X
	Establishments with 20 to 49 employees	—	X	X	X
	Establishments with 50 to 99 employees	2	X	X	X
	Establishments with 100 to 249 employees	—	X	X	X
	Establishments with 250 to 499 employees	—	X	X	X
	Establishments with 500 to 999 employees	—	X	X	X
	Establishments with 1,000 employees or more	—	X	X	X
23814	Masonry contractors				
	All establishments	15	112	509	3 510
	Establishments with 1 to 4 employees	10	X	X	X
	Establishments with 5 to 9 employees	3	X	X	X
	Establishments with 10 to 19 employees	—	X	X	X
	Establishments with 20 to 49 employees	2	X	X	X
	Establishments with 50 to 99 employees	—	X	X	X
	Establishments with 100 to 249 employees	—	X	X	X
	Establishments with 250 to 499 employees	—	X	X	X
	Establishments with 500 to 999 employees	—	X	X	X
	Establishments with 1,000 employees or more	—	X	X	X
238140	Masonry contractors				
	All establishments	15	112	509	3 510
	Establishments with 1 to 4 employees	10	X	X	X
	Establishments with 5 to 9 employees	3	X	X	X
	Establishments with 10 to 19 employees	—	X	X	X
	Establishments with 20 to 49 employees	2	X	X	X
	Establishments with 50 to 99 employees	—	X	X	X
	Establishments with 100 to 249 employees	—	X	X	X
	Establishments with 250 to 499 employees	—	X	X	X
	Establishments with 500 to 999 employees	—	X	X	X
	Establishments with 1,000 employees or more	—	X	X	X

See footnotes at end of table.

Table 5. Establishments, Employees, and Payroll by Industry and Employment Size of Establishments by County: 2004—Con.

[Excludes most government employees, railroad employees, and self-employed persons. Size class 1 to 4 employees includes establishments having payroll, but no employees, during mid-March pay period. For meaning of abbreviations and symbols, see introductory text. For explanation of terms, see Appendix A. For statement on reliability, see the note at the end of the table and Appendix C]

NAICS code	Geography, kind of business, and employment size class	Establishments (number)	Paid employees for pay period including March 12 (number)	First-quarter payroll (\$1,000)	Annual payroll (\$1,000)
	CUMBERLAND—Con.				
23	Construction—Con.				
238	Specialty trade contractors—Con.				
2382	Building equipment contractors				
	All establishments	80	900	9 345	46 707
	Establishments with 1 to 4 employees	47	X	X	X
	Establishments with 5 to 9 employees	12	X	X	X
	Establishments with 10 to 19 employees	10	X	X	X
	Establishments with 20 to 49 employees	6	X	X	X
	Establishments with 50 to 99 employees	4	X	X	X
	Establishments with 100 to 249 employees	1	X	X	X
	Establishments with 250 to 499 employees	—	X	X	X
	Establishments with 500 to 999 employees	—	X	X	X
	Establishments with 1,000 employees or more	—	X	X	X
23821	Electrical Contractors				
	All establishments	33	292	2 992	14 701
	Establishments with 1 to 4 employees	20	X	X	X
	Establishments with 5 to 9 employees	5	X	X	X
	Establishments with 10 to 19 employees	3	X	X	X
	Establishments with 20 to 49 employees	4	X	X	X
	Establishments with 50 to 99 employees	1	X	X	X
	Establishments with 100 to 249 employees	—	X	X	X
	Establishments with 250 to 499 employees	—	X	X	X
	Establishments with 500 to 999 employees	—	X	X	X
	Establishments with 1,000 employees or more	—	X	X	X
238210	Electrical Contractors				
	All establishments	33	292	2 992	14 701
	Establishments with 1 to 4 employees	20	X	X	X
	Establishments with 5 to 9 employees	5	X	X	X
	Establishments with 10 to 19 employees	3	X	X	X
	Establishments with 20 to 49 employees	4	X	X	X
	Establishments with 50 to 99 employees	1	X	X	X
	Establishments with 100 to 249 employees	—	X	X	X
	Establishments with 250 to 499 employees	—	X	X	X
	Establishments with 500 to 999 employees	—	X	X	X
	Establishments with 1,000 employees or more	—	X	X	X
23822	Plumbing, heating, and air-conditioning contractors				
	All establishments	47	608	6 353	32 006
	Establishments with 1 to 4 employees	27	X	X	X
	Establishments with 5 to 9 employees	7	X	X	X
	Establishments with 10 to 19 employees	7	X	X	X
	Establishments with 20 to 49 employees	2	X	X	X
	Establishments with 50 to 99 employees	3	X	X	X
	Establishments with 100 to 249 employees	1	X	X	X
	Establishments with 250 to 499 employees	—	X	X	X
	Establishments with 500 to 999 employees	—	X	X	X
	Establishments with 1,000 employees or more	—	X	X	X
238220	Plumbing, heating, and air-conditioning contractors				
	All establishments	47	608	6 353	32 006
	Establishments with 1 to 4 employees	27	X	X	X
	Establishments with 5 to 9 employees	7	X	X	X
	Establishments with 10 to 19 employees	7	X	X	X
	Establishments with 20 to 49 employees	2	X	X	X
	Establishments with 50 to 99 employees	3	X	X	X
	Establishments with 100 to 249 employees	1	X	X	X
	Establishments with 250 to 499 employees	—	X	X	X
	Establishments with 500 to 999 employees	—	X	X	X
	Establishments with 1,000 employees or more	—	X	X	X
2383	Building finishing contractors				
	All establishments	72	213	1 087	6 467
	Establishments with 1 to 4 employees	58	X	X	X
	Establishments with 5 to 9 employees	8	X	X	X
	Establishments with 10 to 19 employees	6	X	X	X
	Establishments with 20 to 49 employees	—	X	X	X
	Establishments with 50 to 99 employees	—	X	X	X
	Establishments with 100 to 249 employees	—	X	X	X
	Establishments with 250 to 499 employees	—	X	X	X
	Establishments with 500 to 999 employees	—	X	X	X
	Establishments with 1,000 employees or more	—	X	X	X
2389	Other specialty trade contractors				
	All establishments	34	170	896	6 437
	Establishments with 1 to 4 employees	25	X	X	X
	Establishments with 5 to 9 employees	2	X	X	X
	Establishments with 10 to 19 employees	6	X	X	X
	Establishments with 20 to 49 employees	1	X	X	X
	Establishments with 50 to 99 employees	—	X	X	X
	Establishments with 100 to 249 employees	—	X	X	X
	Establishments with 250 to 499 employees	—	X	X	X
	Establishments with 500 to 999 employees	—	X	X	X
	Establishments with 1,000 employees or more	—	X	X	X

See footnotes at end of table.

Table 5. Establishments, Employees, and Payroll by Industry and Employment Size of Establishments by County: 2004—Con.

[Excludes most government employees, railroad employees, and self-employed persons. Size class 1 to 4 employees includes establishments having payroll, but no employees, during mid-March pay period. For meaning of abbreviations and symbols, see introductory text. For explanation of terms, see Appendix A. For statement on reliability, see the note at the end of the table and Appendix C]

NAICS code	Geography, kind of business, and employment size class	Establishments (number)	Paid employees for pay period including March 12 (number)	First-quarter payroll (\$1,000)	Annual payroll (\$1,000)
	CUMBERLAND—Con.				
31-33	Manufacturing				
	All establishments	209	10 310	90 526	385 224
	Establishments with 1 to 4 employees	71	X	X	X
	Establishments with 5 to 9 employees	29	X	X	X
	Establishments with 10 to 19 employees	28	X	X	X
	Establishments with 20 to 49 employees	36	X	X	X
	Establishments with 50 to 99 employees	15	X	X	X
	Establishments with 100 to 249 employees	21	X	X	X
	Establishments with 250 to 499 employees	8	X	X	X
	Establishments with 500 to 999 employees	—	X	X	X
	Establishments with 1,000 employees or more	1	X	X	X
311	Food manufacturing				
	All establishments	39	2 541	23 874	105 793
	Establishments with 1 to 4 employees	13	X	X	X
	Establishments with 5 to 9 employees	4	X	X	X
	Establishments with 10 to 19 employees	4	X	X	X
	Establishments with 20 to 49 employees	5	X	X	X
	Establishments with 50 to 99 employees	4	X	X	X
	Establishments with 100 to 249 employees	6	X	X	X
	Establishments with 250 to 499 employees	3	X	X	X
	Establishments with 500 to 999 employees	—	X	X	X
	Establishments with 1,000 employees or more	—	X	X	X
3114	Fruit and vegetable preserving and specialty food manufacturing				
	All establishments	9	1 471	16 319	72 344
	Establishments with 1 to 4 employees	3	X	X	X
	Establishments with 5 to 9 employees	—	X	X	X
	Establishments with 10 to 19 employees	—	X	X	X
	Establishments with 20 to 49 employees	—	X	X	X
	Establishments with 50 to 99 employees	1	X	X	X
	Establishments with 100 to 249 employees	2	X	X	X
	Establishments with 250 to 499 employees	3	X	X	X
	Establishments with 500 to 999 employees	—	X	X	X
	Establishments with 1,000 employees or more	—	X	X	X
31141	Frozen food manufacturing				
	All establishments	2	f	D	D
	Establishments with 1 to 4 employees	—	X	X	X
	Establishments with 5 to 9 employees	—	X	X	X
	Establishments with 10 to 19 employees	—	X	X	X
	Establishments with 20 to 49 employees	—	X	X	X
	Establishments with 50 to 99 employees	—	X	X	X
	Establishments with 100 to 249 employees	1	X	X	X
	Establishments with 250 to 499 employees	1	X	X	X
	Establishments with 500 to 999 employees	—	X	X	X
	Establishments with 1,000 employees or more	—	X	X	X
311411	Frozen fruit, juice, and vegetable manufacturing				
	All establishments	1	e	D	D
	Establishments with 1 to 4 employees	—	X	X	X
	Establishments with 5 to 9 employees	—	X	X	X
	Establishments with 10 to 19 employees	—	X	X	X
	Establishments with 20 to 49 employees	—	X	X	X
	Establishments with 50 to 99 employees	—	X	X	X
	Establishments with 100 to 249 employees	—	X	X	X
	Establishments with 250 to 499 employees	1	X	X	X
	Establishments with 500 to 999 employees	—	X	X	X
	Establishments with 1,000 employees or more	—	X	X	X
311412	Frozen specialty food manufacturing				
	All establishments	1	c	D	D
	Establishments with 1 to 4 employees	—	X	X	X
	Establishments with 5 to 9 employees	—	X	X	X
	Establishments with 10 to 19 employees	—	X	X	X
	Establishments with 20 to 49 employees	—	X	X	X
	Establishments with 50 to 99 employees	—	X	X	X
	Establishments with 100 to 249 employees	1	X	X	X
	Establishments with 250 to 499 employees	—	X	X	X
	Establishments with 500 to 999 employees	—	X	X	X
	Establishments with 1,000 employees or more	—	X	X	X
31142	Fruit and vegetable canning, pickling, and drying				
	All establishments	7	f	D	D
	Establishments with 1 to 4 employees	3	X	X	X
	Establishments with 5 to 9 employees	—	X	X	X
	Establishments with 10 to 19 employees	—	X	X	X
	Establishments with 20 to 49 employees	—	X	X	X
	Establishments with 50 to 99 employees	1	X	X	X
	Establishments with 100 to 249 employees	1	X	X	X
	Establishments with 250 to 499 employees	2	X	X	X
	Establishments with 500 to 999 employees	—	X	X	X
	Establishments with 1,000 employees or more	—	X	X	X

See footnotes at end of table.

Table 5. Establishments, Employees, and Payroll by Industry and Employment Size of Establishments by County: 2004—Con.

[Excludes most government employees, railroad employees, and self-employed persons. Size class 1 to 4 employees includes establishments having payroll, but no employees, during mid-March pay period. For meaning of abbreviations and symbols, see introductory text. For explanation of terms, see Appendix A. For statement on reliability, see the note at the end of the table and Appendix C]

NAICS code	Geography, kind of business, and employment size class	Establishments (number)	Paid employees for pay period including March 12 (number)	First-quarter payroll (\$1,000)	Annual payroll (\$1,000)
CUMBERLAND—Con.					
31-33	Manufacturing—Con.				
311	Food manufacturing—Con.				
3114	Fruit and vegetable preserving and specialty food manufacturing—Con.				
31142	Fruit and vegetable canning, pickling, and drying—Con.				
311421	Fruit and vegetable canning				
	All establishments	2	e	D	D
	Establishments with 1 to 4 employees	1	X	X	X
	Establishments with 5 to 9 employees	—	X	X	X
	Establishments with 10 to 19 employees	—	X	X	X
	Establishments with 20 to 49 employees	—	X	X	X
	Establishments with 50 to 99 employees	—	X	X	X
	Establishments with 100 to 249 employees	—	X	X	X
	Establishments with 250 to 499 employees	1	X	X	X
	Establishments with 500 to 999 employees	—	X	X	X
	Establishments with 1,000 employees or more	—	X	X	X
311422	Specialty canning				
	All establishments	4	f	D	D
	Establishments with 1 to 4 employees	2	X	X	X
	Establishments with 5 to 9 employees	—	X	X	X
	Establishments with 10 to 19 employees	—	X	X	X
	Establishments with 20 to 49 employees	—	X	X	X
	Establishments with 50 to 99 employees	—	X	X	X
	Establishments with 100 to 249 employees	1	X	X	X
	Establishments with 250 to 499 employees	1	X	X	X
	Establishments with 500 to 999 employees	—	X	X	X
	Establishments with 1,000 employees or more	—	X	X	X
3115	Dairy product manufacturing				
	All establishments	3	c	D	D
	Establishments with 1 to 4 employees	1	X	X	X
	Establishments with 5 to 9 employees	—	X	X	X
	Establishments with 10 to 19 employees	—	X	X	X
	Establishments with 20 to 49 employees	1	X	X	X
	Establishments with 50 to 99 employees	—	X	X	X
	Establishments with 100 to 249 employees	1	X	X	X
	Establishments with 250 to 499 employees	—	X	X	X
	Establishments with 500 to 999 employees	—	X	X	X
	Establishments with 1,000 employees or more	—	X	X	X
31151	Dairy product (except frozen) manufacturing				
	All establishments	3	c	D	D
	Establishments with 1 to 4 employees	1	X	X	X
	Establishments with 5 to 9 employees	—	X	X	X
	Establishments with 10 to 19 employees	—	X	X	X
	Establishments with 20 to 49 employees	1	X	X	X
	Establishments with 50 to 99 employees	—	X	X	X
	Establishments with 100 to 249 employees	1	X	X	X
	Establishments with 250 to 499 employees	—	X	X	X
	Establishments with 500 to 999 employees	—	X	X	X
	Establishments with 1,000 employees or more	—	X	X	X
311514	Dry, condensed, and evaporated dairy product manufacturing				
	All establishments	3	c	D	D
	Establishments with 1 to 4 employees	1	X	X	X
	Establishments with 5 to 9 employees	—	X	X	X
	Establishments with 10 to 19 employees	—	X	X	X
	Establishments with 20 to 49 employees	1	X	X	X
	Establishments with 50 to 99 employees	—	X	X	X
	Establishments with 100 to 249 employees	1	X	X	X
	Establishments with 250 to 499 employees	—	X	X	X
	Establishments with 500 to 999 employees	—	X	X	X
	Establishments with 1,000 employees or more	—	X	X	X
3116	Animal slaughtering and processing				
	All establishments	2	c	D	D
	Establishments with 1 to 4 employees	—	X	X	X
	Establishments with 5 to 9 employees	—	X	X	X
	Establishments with 10 to 19 employees	—	X	X	X
	Establishments with 20 to 49 employees	1	X	X	X
	Establishments with 50 to 99 employees	—	X	X	X
	Establishments with 100 to 249 employees	1	X	X	X
	Establishments with 250 to 499 employees	—	X	X	X
	Establishments with 500 to 999 employees	—	X	X	X
	Establishments with 1,000 employees or more	—	X	X	X
31161	Animal slaughtering and processing				
	All establishments	2	c	D	D
	Establishments with 1 to 4 employees	—	X	X	X
	Establishments with 5 to 9 employees	—	X	X	X
	Establishments with 10 to 19 employees	—	X	X	X
	Establishments with 20 to 49 employees	1	X	X	X
	Establishments with 50 to 99 employees	—	X	X	X
	Establishments with 100 to 249 employees	1	X	X	X
	Establishments with 250 to 499 employees	—	X	X	X

See footnotes at end of table.

Table 5. Establishments, Employees, and Payroll by Industry and Employment Size of Establishments by County: 2004—Con.

[Excludes most government employees, railroad employees, and self-employed persons. Size class 1 to 4 employees includes establishments having payroll, but no employees, during mid-March pay period. For meaning of abbreviations and symbols, see introductory text. For explanation of terms, see Appendix A. For statement on reliability, see the note at the end of the table and Appendix C]

NAICS code	Geography, kind of business, and employment size class	Establishments (number)	Paid employees for pay period including March 12 (number)	First-quarter payroll (\$1,000)	Annual payroll (\$1,000)
	CUMBERLAND—Con.				
31-33	Manufacturing—Con.				
311	Food manufacturing—Con.				
3116	Animal slaughtering and processing—Con.				
31161	Animal slaughtering and processing—Con.				
	All establishments—Con.				
	Establishments with 500 to 999 employees	—	X	X	X
	Establishments with 1,000 employees or more	—	X	X	X
311615	Poultry processing				
	All establishments	1	c	D	D
	Establishments with 1 to 4 employees	—	X	X	X
	Establishments with 5 to 9 employees	—	X	X	X
	Establishments with 10 to 19 employees	—	X	X	X
	Establishments with 20 to 49 employees	—	X	X	X
	Establishments with 50 to 99 employees	—	X	X	X
	Establishments with 100 to 249 employees	1	X	X	X
	Establishments with 250 to 499 employees	—	X	X	X
	Establishments with 500 to 999 employees	—	X	X	X
	Establishments with 1,000 employees or more	—	X	X	X
3117	Seafood product preparation and packaging				
	All establishments	5	182	1 527	6 354
	Establishments with 1 to 4 employees	2	X	X	X
	Establishments with 5 to 9 employees	—	X	X	X
	Establishments with 10 to 19 employees	—	X	X	X
	Establishments with 20 to 49 employees	—	X	X	X
	Establishments with 50 to 99 employees	3	X	X	X
	Establishments with 100 to 249 employees	—	X	X	X
	Establishments with 250 to 499 employees	—	X	X	X
	Establishments with 500 to 999 employees	—	X	X	X
	Establishments with 1,000 employees or more	—	X	X	X
31171	Seafood product preparation and packaging				
	All establishments	5	182	1 527	6 354
	Establishments with 1 to 4 employees	2	X	X	X
	Establishments with 5 to 9 employees	—	X	X	X
	Establishments with 10 to 19 employees	—	X	X	X
	Establishments with 20 to 49 employees	—	X	X	X
	Establishments with 50 to 99 employees	3	X	X	X
	Establishments with 100 to 249 employees	—	X	X	X
	Establishments with 250 to 499 employees	—	X	X	X
	Establishments with 500 to 999 employees	—	X	X	X
	Establishments with 1,000 employees or more	—	X	X	X
311711	Seafood canning				
	All establishments	2	c	D	D
	Establishments with 1 to 4 employees	—	X	X	X
	Establishments with 5 to 9 employees	—	X	X	X
	Establishments with 10 to 19 employees	—	X	X	X
	Establishments with 20 to 49 employees	—	X	X	X
	Establishments with 50 to 99 employees	2	X	X	X
	Establishments with 100 to 249 employees	—	X	X	X
	Establishments with 250 to 499 employees	—	X	X	X
	Establishments with 500 to 999 employees	—	X	X	X
	Establishments with 1,000 employees or more	—	X	X	X
3118	Bakeries and tortilla manufacturing				
	All establishments	13	314	2 246	10 085
	Establishments with 1 to 4 employees	5	X	X	X
	Establishments with 5 to 9 employees	2	X	X	X
	Establishments with 10 to 19 employees	3	X	X	X
	Establishments with 20 to 49 employees	2	X	X	X
	Establishments with 50 to 99 employees	—	X	X	X
	Establishments with 100 to 249 employees	1	X	X	X
	Establishments with 250 to 499 employees	—	X	X	X
	Establishments with 500 to 999 employees	—	X	X	X
	Establishments with 1,000 employees or more	—	X	X	X
31181	Bread and bakery product manufacturing				
	All establishments	12	e	D	D
	Establishments with 1 to 4 employees	5	X	X	X
	Establishments with 5 to 9 employees	2	X	X	X
	Establishments with 10 to 19 employees	3	X	X	X
	Establishments with 20 to 49 employees	1	X	X	X
	Establishments with 50 to 99 employees	—	X	X	X
	Establishments with 100 to 249 employees	1	X	X	X
	Establishments with 250 to 499 employees	—	X	X	X
	Establishments with 500 to 999 employees	—	X	X	X
	Establishments with 1,000 employees or more	—	X	X	X

See footnotes at end of table.

Table 5. Establishments, Employees, and Payroll by Industry and Employment Size of Establishments by County: 2004—Con.

[Excludes most government employees, railroad employees, and self-employed persons. Size class 1 to 4 employees includes establishments having payroll, but no employees, during mid-March pay period. For meaning of abbreviations and symbols, see introductory text. For explanation of terms, see Appendix A. For statement on reliability, see the note at the end of the table and Appendix C]

NAICS code	Geography, kind of business, and employment size class	Establishments (number)	Paid employees for pay period including March 12 (number)	First-quarter payroll (\$1,000)	Annual payroll (\$1,000)
	CUMBERLAND—Con.				
31-33	Manufacturing—Con.				
311	Food manufacturing—Con.				
3118	Bakeries and tortilla manufacturing—Con.				
31181	Bread and bakery product manufacturing—Con.				
311812	Commercial bakeries				
	All establishments	3	c	D	D
	Establishments with 1 to 4 employees	2	X	X	X
	Establishments with 5 to 9 employees	—	X	X	X
	Establishments with 10 to 19 employees	—	X	X	X
	Establishments with 20 to 49 employees	—	X	X	X
	Establishments with 50 to 99 employees	—	X	X	X
	Establishments with 100 to 249 employees	1	X	X	X
	Establishments with 250 to 499 employees	—	X	X	X
	Establishments with 500 to 999 employees	—	X	X	X
	Establishments with 1,000 employees or more	—	X	X	X
3119	Other food manufacturing				
	All establishments	6	178	1 503	4 557
	Establishments with 1 to 4 employees	1	X	X	X
	Establishments with 5 to 9 employees	2	X	X	X
	Establishments with 10 to 19 employees	1	X	X	X
	Establishments with 20 to 49 employees	1	X	X	X
	Establishments with 50 to 99 employees	—	X	X	X
	Establishments with 100 to 249 employees	1	X	X	X
	Establishments with 250 to 499 employees	—	X	X	X
	Establishments with 500 to 999 employees	—	X	X	X
	Establishments with 1,000 employees or more	—	X	X	X
31199	All other food manufacturing				
	All establishments	5	c	D	D
	Establishments with 1 to 4 employees	1	X	X	X
	Establishments with 5 to 9 employees	2	X	X	X
	Establishments with 10 to 19 employees	1	X	X	X
	Establishments with 20 to 49 employees	—	X	X	X
	Establishments with 50 to 99 employees	—	X	X	X
	Establishments with 100 to 249 employees	1	X	X	X
	Establishments with 250 to 499 employees	—	X	X	X
	Establishments with 500 to 999 employees	—	X	X	X
	Establishments with 1,000 employees or more	—	X	X	X
311999	All other miscellaneous food manufacturing				
	All establishments	2	c	D	D
	Establishments with 1 to 4 employees	1	X	X	X
	Establishments with 5 to 9 employees	—	X	X	X
	Establishments with 10 to 19 employees	—	X	X	X
	Establishments with 20 to 49 employees	—	X	X	X
	Establishments with 50 to 99 employees	—	X	X	X
	Establishments with 100 to 249 employees	1	X	X	X
	Establishments with 250 to 499 employees	—	X	X	X
	Establishments with 500 to 999 employees	—	X	X	X
	Establishments with 1,000 employees or more	—	X	X	X
315	Apparel manufacturing				
	All establishments	5	523	2 385	10 478
	Establishments with 1 to 4 employees	1	X	X	X
	Establishments with 5 to 9 employees	—	X	X	X
	Establishments with 10 to 19 employees	—	X	X	X
	Establishments with 20 to 49 employees	—	X	X	X
	Establishments with 50 to 99 employees	1	X	X	X
	Establishments with 100 to 249 employees	3	X	X	X
	Establishments with 250 to 499 employees	—	X	X	X
	Establishments with 500 to 999 employees	—	X	X	X
	Establishments with 1,000 employees or more	—	X	X	X
3152	Cut and sew apparel manufacturing				
	All establishments	5	523	2 385	10 478
	Establishments with 1 to 4 employees	1	X	X	X
	Establishments with 5 to 9 employees	—	X	X	X
	Establishments with 10 to 19 employees	—	X	X	X
	Establishments with 20 to 49 employees	—	X	X	X
	Establishments with 50 to 99 employees	1	X	X	X
	Establishments with 100 to 249 employees	3	X	X	X
	Establishments with 250 to 499 employees	—	X	X	X
	Establishments with 500 to 999 employees	—	X	X	X
	Establishments with 1,000 employees or more	—	X	X	X
31521	Cut and sew apparel contractors				
	All establishments	3	c	D	D
	Establishments with 1 to 4 employees	1	X	X	X
	Establishments with 5 to 9 employees	—	X	X	X
	Establishments with 10 to 19 employees	—	X	X	X
	Establishments with 20 to 49 employees	—	X	X	X
	Establishments with 50 to 99 employees	1	X	X	X
	Establishments with 100 to 249 employees	1	X	X	X
	Establishments with 250 to 499 employees	—	X	X	X
	Establishments with 500 to 999 employees	—	X	X	X
	Establishments with 1,000 employees or more	—	X	X	X

See footnotes at end of table.

Table 5. Establishments, Employees, and Payroll by Industry and Employment Size of Establishments by County: 2004—Con.

[Excludes most government employees, railroad employees, and self-employed persons. Size class 1 to 4 employees includes establishments having payroll, but no employees, during mid-March pay period. For meaning of abbreviations and symbols, see introductory text. For explanation of terms, see Appendix A. For statement on reliability, see the note at the end of the table and Appendix C]

NAICS code	Geography, kind of business, and employment size class	Establishments (number)	Paid employees for pay period including March 12 (number)	First-quarter payroll (\$1,000)	Annual payroll (\$1,000)
	CUMBERLAND—Con.				
31-33	Manufacturing—Con.				
315	Apparel manufacturing—Con.				
3152	Cut and sew apparel manufacturing—Con.				
31521	Cut and sew apparel contractors—Con.				
315211	Men's and boys' cut and sew apparel contractors				
	All establishments	2	c	D	D
	Establishments with 1 to 4 employees	—	X	X	X
	Establishments with 5 to 9 employees	—	X	X	X
	Establishments with 10 to 19 employees	—	X	X	X
	Establishments with 20 to 49 employees	—	X	X	X
	Establishments with 50 to 99 employees	—	X	X	X
	Establishments with 100 to 249 employees	1	X	X	X
	Establishments with 250 to 499 employees	1	X	X	X
	Establishments with 500 to 999 employees	—	X	X	X
	Establishments with 1,000 employees or more	—	X	X	X
31522	Men's and boys' cut and sew apparel manufacturing				
	All establishments	2	e	D	D
	Establishments with 1 to 4 employees	—	X	X	X
	Establishments with 5 to 9 employees	—	X	X	X
	Establishments with 10 to 19 employees	—	X	X	X
	Establishments with 20 to 49 employees	—	X	X	X
	Establishments with 50 to 99 employees	—	X	X	X
	Establishments with 100 to 249 employees	—	X	X	X
	Establishments with 250 to 499 employees	2	X	X	X
	Establishments with 500 to 999 employees	—	X	X	X
	Establishments with 1,000 employees or more	—	X	X	X
315222	Men's and boys' cut and sew suit, coat, and overcoat manufacturing				
	All establishments	1	c	D	D
	Establishments with 1 to 4 employees	—	X	X	X
	Establishments with 5 to 9 employees	—	X	X	X
	Establishments with 10 to 19 employees	—	X	X	X
	Establishments with 20 to 49 employees	—	X	X	X
	Establishments with 50 to 99 employees	—	X	X	X
	Establishments with 100 to 249 employees	—	X	X	X
	Establishments with 250 to 499 employees	1	X	X	X
	Establishments with 500 to 999 employees	—	X	X	X
	Establishments with 1,000 employees or more	—	X	X	X
315228	Men's and boys' cut and sew other outerwear manufacturing				
	All establishments	1	c	D	D
	Establishments with 1 to 4 employees	—	X	X	X
	Establishments with 5 to 9 employees	—	X	X	X
	Establishments with 10 to 19 employees	—	X	X	X
	Establishments with 20 to 49 employees	—	X	X	X
	Establishments with 50 to 99 employees	—	X	X	X
	Establishments with 100 to 249 employees	1	X	X	X
	Establishments with 250 to 499 employees	—	X	X	X
	Establishments with 500 to 999 employees	—	X	X	X
	Establishments with 1,000 employees or more	—	X	X	X
322	Paper manufacturing				
	All establishments	8	342	1 815	8 360
	Establishments with 1 to 4 employees	2	X	X	X
	Establishments with 5 to 9 employees	—	X	X	X
	Establishments with 10 to 19 employees	—	X	X	X
	Establishments with 20 to 49 employees	1	X	X	X
	Establishments with 50 to 99 employees	2	X	X	X
	Establishments with 100 to 249 employees	2	X	X	X
	Establishments with 250 to 499 employees	1	X	X	X
	Establishments with 500 to 999 employees	—	X	X	X
	Establishments with 1,000 employees or more	—	X	X	X
3222	Converted paper product manufacturing				
	All establishments	8	342	1 815	8 360
	Establishments with 1 to 4 employees	2	X	X	X
	Establishments with 5 to 9 employees	—	X	X	X
	Establishments with 10 to 19 employees	1	X	X	X
	Establishments with 20 to 49 employees	2	X	X	X
	Establishments with 50 to 99 employees	2	X	X	X
	Establishments with 100 to 249 employees	1	X	X	X
	Establishments with 250 to 499 employees	—	X	X	X
	Establishments with 500 to 999 employees	—	X	X	X
	Establishments with 1,000 employees or more	—	X	X	X
32229	Other converted paper product manufacturing				
	All establishments	3	272	1 328	6 189
	Establishments with 1 to 4 employees	—	X	X	X
	Establishments with 5 to 9 employees	—	X	X	X
	Establishments with 10 to 19 employees	—	X	X	X
	Establishments with 20 to 49 employees	—	X	X	X
	Establishments with 50 to 99 employees	2	X	X	X
	Establishments with 100 to 249 employees	1	X	X	X
	Establishments with 250 to 499 employees	—	X	X	X
	Establishments with 500 to 999 employees	—	X	X	X
	Establishments with 1,000 employees or more	—	X	X	X

See footnotes at end of table.

Table 5. Establishments, Employees, and Payroll by Industry and Employment Size of Establishments by County: 2004—Con.

[Excludes most government employees, railroad employees, and self-employed persons. Size class 1 to 4 employees includes establishments having payroll, but no employees, during mid-March pay period. For meaning of abbreviations and symbols, see introductory text. For explanation of terms, see Appendix A. For statement on reliability, see the note at the end of the table and Appendix C]

NAICS code	Geography, kind of business, and employment size class	Establishments (number)	Paid employees for pay period including March 12 (number)	First-quarter payroll (\$1,000)	Annual payroll (\$1,000)
	CUMBERLAND—Con.				
31-33	Manufacturing—Con.				
322	Paper manufacturing—Con.				
3222	Converted paper product manufacturing—Con.				
32229	Other converted paper product manufacturing—Con.				
322291	Sanitary paper product manufacturing				
	All establishments	2	c	D	D
	Establishments with 1 to 4 employees	—	X	X	X
	Establishments with 5 to 9 employees	—	X	X	X
	Establishments with 10 to 19 employees	—	X	X	X
	Establishments with 20 to 49 employees	—	X	X	X
	Establishments with 50 to 99 employees	1	X	X	X
	Establishments with 100 to 249 employees	1	X	X	X
	Establishments with 250 to 499 employees	—	X	X	X
	Establishments with 500 to 999 employees	—	X	X	X
	Establishments with 1,000 employees or more	—	X	X	X
323	Printing and related support activities				
	All establishments	15	112	1 026	4 066
	Establishments with 1 to 4 employees	8	X	X	X
	Establishments with 5 to 9 employees	3	X	X	X
	Establishments with 10 to 19 employees	2	X	X	X
	Establishments with 20 to 49 employees	2	X	X	X
	Establishments with 50 to 99 employees	—	X	X	X
	Establishments with 100 to 249 employees	—	X	X	X
	Establishments with 250 to 499 employees	—	X	X	X
	Establishments with 500 to 999 employees	—	X	X	X
	Establishments with 1,000 employees or more	—	X	X	X
3231	Printing and related support activities				
	All establishments	15	112	1 026	4 066
	Establishments with 1 to 4 employees	8	X	X	X
	Establishments with 5 to 9 employees	3	X	X	X
	Establishments with 10 to 19 employees	2	X	X	X
	Establishments with 20 to 49 employees	2	X	X	X
	Establishments with 50 to 99 employees	—	X	X	X
	Establishments with 100 to 249 employees	—	X	X	X
	Establishments with 250 to 499 employees	—	X	X	X
	Establishments with 500 to 999 employees	—	X	X	X
	Establishments with 1,000 employees or more	—	X	X	X
325	Chemical manufacturing				
	All establishments	9	105	926	3 892
	Establishments with 1 to 4 employees	5	X	X	X
	Establishments with 5 to 9 employees	1	X	X	X
	Establishments with 10 to 19 employees	1	X	X	X
	Establishments with 20 to 49 employees	2	X	X	X
	Establishments with 50 to 99 employees	—	X	X	X
	Establishments with 100 to 249 employees	—	X	X	X
	Establishments with 250 to 499 employees	—	X	X	X
	Establishments with 500 to 999 employees	—	X	X	X
	Establishments with 1,000 employees or more	—	X	X	X
326	Plastics and rubber products manufacturing				
	All establishments	9	e	D	D
	Establishments with 1 to 4 employees	2	X	X	X
	Establishments with 5 to 9 employees	—	X	X	X
	Establishments with 10 to 19 employees	2	X	X	X
	Establishments with 20 to 49 employees	2	X	X	X
	Establishments with 50 to 99 employees	1	X	X	X
	Establishments with 100 to 249 employees	2	X	X	X
	Establishments with 250 to 499 employees	—	X	X	X
	Establishments with 500 to 999 employees	—	X	X	X
	Establishments with 1,000 employees or more	—	X	X	X
3261	Plastics product manufacturing				
	All establishments	8	e	D	D
	Establishments with 1 to 4 employees	2	X	X	X
	Establishments with 5 to 9 employees	—	X	X	X
	Establishments with 10 to 19 employees	2	X	X	X
	Establishments with 20 to 49 employees	1	X	X	X
	Establishments with 50 to 99 employees	1	X	X	X
	Establishments with 100 to 249 employees	2	X	X	X
	Establishments with 250 to 499 employees	—	X	X	X
	Establishments with 500 to 999 employees	—	X	X	X
	Establishments with 1,000 employees or more	—	X	X	X
32619	Other plastics product manufacturing				
	All establishments	6	400	2 961	12 299
	Establishments with 1 to 4 employees	1	X	X	X
	Establishments with 5 to 9 employees	—	X	X	X
	Establishments with 10 to 19 employees	1	X	X	X
	Establishments with 20 to 49 employees	1	X	X	X
	Establishments with 50 to 99 employees	1	X	X	X
	Establishments with 100 to 249 employees	2	X	X	X
	Establishments with 250 to 499 employees	—	X	X	X
	Establishments with 500 to 999 employees	—	X	X	X
	Establishments with 1,000 employees or more	—	X	X	X

See footnotes at end of table.

Table 5. Establishments, Employees, and Payroll by Industry and Employment Size of Establishments by County: 2004—Con.

[Excludes most government employees, railroad employees, and self-employed persons. Size class 1 to 4 employees includes establishments having payroll, but no employees, during mid-March pay period. For meaning of abbreviations and symbols, see introductory text. For explanation of terms, see Appendix A. For statement on reliability, see the note at the end of the table and Appendix C]

NAICS code	Geography, kind of business, and employment size class	Establishments (number)	Paid employees for pay period including March 12 (number)	First-quarter payroll (\$1,000)	Annual payroll (\$1,000)
CUMBERLAND—Con.					
31-33	Manufacturing—Con.				
326	Plastics and rubber products manufacturing—Con.				
3261	Plastics product manufacturing—Con.				
32619	Other plastics product manufacturing—Con.				
326199	All other plastics product manufacturing				
	All establishments	6	400	2 961	12 299
	Establishments with 1 to 4 employees	1	X	X	X
	Establishments with 5 to 9 employees	—	X	X	X
	Establishments with 10 to 19 employees	1	X	X	X
	Establishments with 20 to 49 employees	1	X	X	X
	Establishments with 50 to 99 employees	1	X	X	X
	Establishments with 100 to 249 employees	2	X	X	X
	Establishments with 250 to 499 employees	—	X	X	X
	Establishments with 500 to 999 employees	—	X	X	X
	Establishments with 1,000 employees or more	—	X	X	X
327	Nonmetallic mineral product manufacturing				
	All establishments	36	4 143	38 301	158 657
	Establishments with 1 to 4 employees	5	X	X	X
	Establishments with 5 to 9 employees	3	X	X	X
	Establishments with 10 to 19 employees	5	X	X	X
	Establishments with 20 to 49 employees	8	X	X	X
	Establishments with 50 to 99 employees	4	X	X	X
	Establishments with 100 to 249 employees	7	X	X	X
	Establishments with 250 to 499 employees	3	X	X	X
	Establishments with 500 to 999 employees	—	X	X	X
	Establishments with 1,000 employees or more	1	X	X	X
3272	Glass and glass product manufacturing				
	All establishments	28	3 953	37 004	151 650
	Establishments with 1 to 4 employees	3	X	X	X
	Establishments with 5 to 9 employees	3	X	X	X
	Establishments with 10 to 19 employees	3	X	X	X
	Establishments with 20 to 49 employees	5	X	X	X
	Establishments with 50 to 99 employees	3	X	X	X
	Establishments with 100 to 249 employees	7	X	X	X
	Establishments with 250 to 499 employees	3	X	X	X
	Establishments with 500 to 999 employees	—	X	X	X
	Establishments with 1,000 employees or more	1	X	X	X
32721	Glass and glass product manufacturing				
	All establishments	28	3 953	37 004	151 650
	Establishments with 1 to 4 employees	3	X	X	X
	Establishments with 5 to 9 employees	3	X	X	X
	Establishments with 10 to 19 employees	3	X	X	X
	Establishments with 20 to 49 employees	5	X	X	X
	Establishments with 50 to 99 employees	3	X	X	X
	Establishments with 100 to 249 employees	7	X	X	X
	Establishments with 250 to 499 employees	3	X	X	X
	Establishments with 500 to 999 employees	—	X	X	X
	Establishments with 1,000 employees or more	1	X	X	X
327212	Other pressed and blown glass and glassware manufacturing				
	All establishments	5	g	D	D
	Establishments with 1 to 4 employees	1	X	X	X
	Establishments with 5 to 9 employees	1	X	X	X
	Establishments with 10 to 19 employees	1	X	X	X
	Establishments with 20 to 49 employees	—	X	X	X
	Establishments with 50 to 99 employees	—	X	X	X
	Establishments with 100 to 249 employees	—	X	X	X
	Establishments with 250 to 499 employees	1	X	X	X
	Establishments with 500 to 999 employees	—	X	X	X
	Establishments with 1,000 employees or more	1	X	X	X
327213	Glass container manufacturing				
	All establishments	3	f	D	D
	Establishments with 1 to 4 employees	—	X	X	X
	Establishments with 5 to 9 employees	—	X	X	X
	Establishments with 10 to 19 employees	—	X	X	X
	Establishments with 20 to 49 employees	—	X	X	X
	Establishments with 50 to 99 employees	1	X	X	X
	Establishments with 100 to 249 employees	—	X	X	X
	Establishments with 250 to 499 employees	2	X	X	X
	Establishments with 500 to 999 employees	—	X	X	X
	Establishments with 1,000 employees or more	—	X	X	X
327215	Glass product manufacturing made of purchased glass				
	All establishments	20	1 495	14 871	61 931
	Establishments with 1 to 4 employees	2	X	X	X
	Establishments with 5 to 9 employees	2	X	X	X
	Establishments with 10 to 19 employees	2	X	X	X
	Establishments with 20 to 49 employees	5	X	X	X
	Establishments with 50 to 99 employees	2	X	X	X
	Establishments with 100 to 249 employees	7	X	X	X
	Establishments with 250 to 499 employees	—	X	X	X
	Establishments with 500 to 999 employees	—	X	X	X

See footnotes at end of table.

Table 5. Establishments, Employees, and Payroll by Industry and Employment Size of Establishments by County: 2004—Con.

[Excludes most government employees, railroad employees, and self-employed persons. Size class 1 to 4 employees includes establishments having payroll, but no employees, during mid-March pay period. For meaning of abbreviations and symbols, see introductory text. For explanation of terms, see Appendix A. For statement on reliability, see the note at the end of the table and Appendix C]

NAICS code	Geography, kind of business, and employment size class	Establishments (number)	Paid employees for pay period including March 12 (number)	First-quarter payroll (\$1,000)	Annual payroll (\$1,000)
	CUMBERLAND—Con.				
31-33	Manufacturing—Con.				
327	Nonmetallic mineral product manufacturing—Con.				
3272	Glass and glass product manufacturing—Con.				
32721	Glass and glass product manufacturing—Con.				
327215	Glass product manufacturing made of purchased glass—Con.				
	All establishments—Con.				
	Establishments with 1,000 employees or more	—	X	X	X
3273	Cement and concrete product manufacturing				
	All establishments	7	c	D	D
	Establishments with 1 to 4 employees	1	X	X	X
	Establishments with 5 to 9 employees	—	X	X	X
	Establishments with 10 to 19 employees	2	X	X	X
	Establishments with 20 to 49 employees	3	X	X	X
	Establishments with 50 to 99 employees	1	X	X	X
	Establishments with 100 to 249 employees	—	X	X	X
	Establishments with 250 to 499 employees	—	X	X	X
	Establishments with 500 to 999 employees	—	X	X	X
	Establishments with 1,000 employees or more	—	X	X	X
332	Fabricated metal product manufacturing				
	All establishments	24	487	3 847	16 333
	Establishments with 1 to 4 employees	10	X	X	X
	Establishments with 5 to 9 employees	4	X	X	X
	Establishments with 10 to 19 employees	5	X	X	X
	Establishments with 20 to 49 employees	3	X	X	X
	Establishments with 50 to 99 employees	1	X	X	X
	Establishments with 100 to 249 employees	1	X	X	X
	Establishments with 250 to 499 employees	—	X	X	X
	Establishments with 500 to 999 employees	—	X	X	X
	Establishments with 1,000 employees or more	—	X	X	X
3322	Cutlery and handtool manufacturing				
	All establishments	2	c	D	D
	Establishments with 1 to 4 employees	—	X	X	X
	Establishments with 5 to 9 employees	—	X	X	X
	Establishments with 10 to 19 employees	1	X	X	X
	Establishments with 20 to 49 employees	—	X	X	X
	Establishments with 50 to 99 employees	—	X	X	X
	Establishments with 100 to 249 employees	1	X	X	X
	Establishments with 250 to 499 employees	—	X	X	X
	Establishments with 500 to 999 employees	—	X	X	X
	Establishments with 1,000 employees or more	—	X	X	X
33221	Cutlery and handtool manufacturing				
	All establishments	2	c	D	D
	Establishments with 1 to 4 employees	—	X	X	X
	Establishments with 5 to 9 employees	—	X	X	X
	Establishments with 10 to 19 employees	1	X	X	X
	Establishments with 20 to 49 employees	—	X	X	X
	Establishments with 50 to 99 employees	—	X	X	X
	Establishments with 100 to 249 employees	1	X	X	X
	Establishments with 250 to 499 employees	—	X	X	X
	Establishments with 500 to 999 employees	—	X	X	X
	Establishments with 1,000 employees or more	—	X	X	X
332214	Kitchen utensil, pot, and pan manufacturing				
	All establishments	1	c	D	D
	Establishments with 1 to 4 employees	—	X	X	X
	Establishments with 5 to 9 employees	—	X	X	X
	Establishments with 10 to 19 employees	—	X	X	X
	Establishments with 20 to 49 employees	—	X	X	X
	Establishments with 50 to 99 employees	—	X	X	X
	Establishments with 100 to 249 employees	1	X	X	X
	Establishments with 250 to 499 employees	—	X	X	X
	Establishments with 500 to 999 employees	—	X	X	X
	Establishments with 1,000 employees or more	—	X	X	X
3323	Architectural and structural metals manufacturing				
	All establishments	7	207	1 680	6 750
	Establishments with 1 to 4 employees	—	X	X	X
	Establishments with 5 to 9 employees	1	X	X	X
	Establishments with 10 to 19 employees	2	X	X	X
	Establishments with 20 to 49 employees	3	X	X	X
	Establishments with 50 to 99 employees	1	X	X	X
	Establishments with 100 to 249 employees	—	X	X	X
	Establishments with 250 to 499 employees	—	X	X	X
	Establishments with 500 to 999 employees	—	X	X	X
	Establishments with 1,000 employees or more	—	X	X	X

See footnotes at end of table.

Table 5. Establishments, Employees, and Payroll by Industry and Employment Size of Establishments by County: 2004—Con.

[Excludes most government employees, railroad employees, and self-employed persons. Size class 1 to 4 employees includes establishments having payroll, but no employees, during mid-March pay period. For meaning of abbreviations and symbols, see introductory text. For explanation of terms, see Appendix A. For statement on reliability, see the note at the end of the table and Appendix C]

NAICS code	Geography, kind of business, and employment size class	Establishments (number)	Paid employees for pay period including March 12 (number)	First-quarter payroll (\$1,000)	Annual payroll (\$1,000)
	CUMBERLAND—Con.				
31-33	Manufacturing—Con.				
332	Fabricated metal product manufacturing—Con.				
3323	Architectural and structural metals manufacturing—Con.				
33231	Plate work and fabricated structural product manufacturing				
	All establishments	4	149	1 321	4 947
	Establishments with 1 to 4 employees	—	X	X	X
	Establishments with 5 to 9 employees	1	X	X	X
	Establishments with 10 to 19 employees	—	X	X	X
	Establishments with 20 to 49 employees	2	X	X	X
	Establishments with 50 to 99 employees	1	X	X	X
	Establishments with 100 to 249 employees	—	X	X	X
	Establishments with 250 to 499 employees	—	X	X	X
	Establishments with 500 to 999 employees	—	X	X	X
	Establishments with 1,000 employees or more	—	X	X	X
333	Machinery manufacturing				
	All establishments	19	394	4 099	16 595
	Establishments with 1 to 4 employees	6	X	X	X
	Establishments with 5 to 9 employees	4	X	X	X
	Establishments with 10 to 19 employees	4	X	X	X
	Establishments with 20 to 49 employees	4	X	X	X
	Establishments with 50 to 99 employees	—	X	X	X
	Establishments with 100 to 249 employees	1	X	X	X
	Establishments with 250 to 499 employees	—	X	X	X
	Establishments with 500 to 999 employees	—	X	X	X
	Establishments with 1,000 employees or more	—	X	X	X
3333	Commercial and service industry machinery manufacturing				
	All establishments	5	228	2 406	9 132
	Establishments with 1 to 4 employees	2	X	X	X
	Establishments with 5 to 9 employees	—	X	X	X
	Establishments with 10 to 19 employees	—	X	X	X
	Establishments with 20 to 49 employees	2	X	X	X
	Establishments with 50 to 99 employees	—	X	X	X
	Establishments with 100 to 249 employees	1	X	X	X
	Establishments with 250 to 499 employees	—	X	X	X
	Establishments with 500 to 999 employees	—	X	X	X
	Establishments with 1,000 employees or more	—	X	X	X
33331	Commercial and service industry machinery manufacturing				
	All establishments	5	228	2 406	9 132
	Establishments with 1 to 4 employees	2	X	X	X
	Establishments with 5 to 9 employees	—	X	X	X
	Establishments with 10 to 19 employees	—	X	X	X
	Establishments with 20 to 49 employees	2	X	X	X
	Establishments with 50 to 99 employees	—	X	X	X
	Establishments with 100 to 249 employees	1	X	X	X
	Establishments with 250 to 499 employees	—	X	X	X
	Establishments with 500 to 999 employees	—	X	X	X
	Establishments with 1,000 employees or more	—	X	X	X
333319	Other commercial and service industry machinery manufacturing				
	All establishments	3	c	D	D
	Establishments with 1 to 4 employees	1	X	X	X
	Establishments with 5 to 9 employees	—	X	X	X
	Establishments with 10 to 19 employees	—	X	X	X
	Establishments with 20 to 49 employees	1	X	X	X
	Establishments with 50 to 99 employees	—	X	X	X
	Establishments with 100 to 249 employees	1	X	X	X
	Establishments with 250 to 499 employees	—	X	X	X
	Establishments with 500 to 999 employees	—	X	X	X
	Establishments with 1,000 employees or more	—	X	X	X
336	Transportation equipment manufacturing				
	All establishments	5	f	D	D
	Establishments with 1 to 4 employees	2	X	X	X
	Establishments with 5 to 9 employees	1	X	X	X
	Establishments with 10 to 19 employees	—	X	X	X
	Establishments with 20 to 49 employees	—	X	X	X
	Establishments with 50 to 99 employees	—	X	X	X
	Establishments with 100 to 249 employees	—	X	X	X
	Establishments with 250 to 499 employees	2	X	X	X
	Establishments with 500 to 999 employees	—	X	X	X
	Establishments with 1,000 employees or more	—	X	X	X
3364	Aerospace product and parts manufacturing				
	All establishments	2	e	D	D
	Establishments with 1 to 4 employees	1	X	X	X
	Establishments with 5 to 9 employees	—	X	X	X
	Establishments with 10 to 19 employees	—	X	X	X
	Establishments with 20 to 49 employees	—	X	X	X
	Establishments with 50 to 99 employees	—	X	X	X
	Establishments with 100 to 249 employees	—	X	X	X
	Establishments with 250 to 499 employees	1	X	X	X
	Establishments with 500 to 999 employees	—	X	X	X
	Establishments with 1,000 employees or more	—	X	X	X

See footnotes at end of table.

Table 5. Establishments, Employees, and Payroll by Industry and Employment Size of Establishments by County: 2004—Con.

[Excludes most government employees, railroad employees, and self-employed persons. Size class 1 to 4 employees includes establishments having payroll, but no employees, during mid-March pay period. For meaning of abbreviations and symbols, see introductory text. For explanation of terms, see Appendix A. For statement on reliability, see the note at the end of the table and Appendix C]

NAICS code	Geography, kind of business, and employment size class	Establishments (number)	Paid employees for pay period including March 12 (number)	First-quarter payroll (\$1,000)	Annual payroll (\$1,000)
	CUMBERLAND—Con.				
31-33	Manufacturing—Con.				
336	Transportation equipment manufacturing—Con.				
3364	Aerospace product and parts manufacturing—Con.				
33641	Aerospace product and parts manufacturing				
	All establishments	2	e	D	D
	Establishments with 1 to 4 employees	1	X	X	X
	Establishments with 5 to 9 employees	—	X	X	X
	Establishments with 10 to 19 employees	—	X	X	X
	Establishments with 20 to 49 employees	—	X	X	X
	Establishments with 50 to 99 employees	—	X	X	X
	Establishments with 100 to 249 employees	—	X	X	X
	Establishments with 250 to 499 employees	1	X	X	X
	Establishments with 500 to 999 employees	—	X	X	X
	Establishments with 1,000 employees or more	—	X	X	X
336412	Aircraft engine and engine parts manufacturing				
	All establishments	1	e	D	D
	Establishments with 1 to 4 employees	—	X	X	X
	Establishments with 5 to 9 employees	—	X	X	X
	Establishments with 10 to 19 employees	—	X	X	X
	Establishments with 20 to 49 employees	—	X	X	X
	Establishments with 50 to 99 employees	—	X	X	X
	Establishments with 100 to 249 employees	—	X	X	X
	Establishments with 250 to 499 employees	1	X	X	X
	Establishments with 500 to 999 employees	—	X	X	X
	Establishments with 1,000 employees or more	—	X	X	X
3366	Ship and boat building				
	All establishments	2	e	D	D
	Establishments with 1 to 4 employees	—	X	X	X
	Establishments with 5 to 9 employees	1	X	X	X
	Establishments with 10 to 19 employees	—	X	X	X
	Establishments with 20 to 49 employees	—	X	X	X
	Establishments with 50 to 99 employees	—	X	X	X
	Establishments with 100 to 249 employees	—	X	X	X
	Establishments with 250 to 499 employees	1	X	X	X
	Establishments with 500 to 999 employees	—	X	X	X
	Establishments with 1,000 employees or more	—	X	X	X
33661	Ship and boat building				
	All establishments	2	e	D	D
	Establishments with 1 to 4 employees	—	X	X	X
	Establishments with 5 to 9 employees	1	X	X	X
	Establishments with 10 to 19 employees	—	X	X	X
	Establishments with 20 to 49 employees	—	X	X	X
	Establishments with 50 to 99 employees	—	X	X	X
	Establishments with 100 to 249 employees	—	X	X	X
	Establishments with 250 to 499 employees	1	X	X	X
	Establishments with 500 to 999 employees	—	X	X	X
	Establishments with 1,000 employees or more	—	X	X	X
336612	Boat building				
	All establishments	1	e	D	D
	Establishments with 1 to 4 employees	—	X	X	X
	Establishments with 5 to 9 employees	—	X	X	X
	Establishments with 10 to 19 employees	—	X	X	X
	Establishments with 20 to 49 employees	—	X	X	X
	Establishments with 50 to 99 employees	—	X	X	X
	Establishments with 100 to 249 employees	—	X	X	X
	Establishments with 250 to 499 employees	1	X	X	X
	Establishments with 500 to 999 employees	—	X	X	X
	Establishments with 1,000 employees or more	—	X	X	X
339	Miscellaneous manufacturing				
	All establishments	13	292	2 185	10 481
	Establishments with 1 to 4 employees	4	X	X	X
	Establishments with 5 to 9 employees	3	X	X	X
	Establishments with 10 to 19 employees	1	X	X	X
	Establishments with 20 to 49 employees	3	X	X	X
	Establishments with 50 to 99 employees	2	X	X	X
	Establishments with 100 to 249 employees	—	X	X	X
	Establishments with 250 to 499 employees	—	X	X	X
	Establishments with 500 to 999 employees	—	X	X	X
	Establishments with 1,000 employees or more	—	X	X	X
3399	Other miscellaneous manufacturing				
	All establishments	10	c	D	D
	Establishments with 1 to 4 employees	3	X	X	X
	Establishments with 5 to 9 employees	3	X	X	X
	Establishments with 10 to 19 employees	—	X	X	X
	Establishments with 20 to 49 employees	3	X	X	X
	Establishments with 50 to 99 employees	1	X	X	X
	Establishments with 100 to 249 employees	—	X	X	X
	Establishments with 250 to 499 employees	—	X	X	X
	Establishments with 500 to 999 employees	—	X	X	X
	Establishments with 1,000 employees or more	—	X	X	X

See footnotes at end of table.

Table 5. Establishments, Employees, and Payroll by Industry and Employment Size of Establishments by County: 2004—Con.

[Excludes most government employees, railroad employees, and self-employed persons. Size class 1 to 4 employees includes establishments having payroll, but no employees, during mid-March pay period. For meaning of abbreviations and symbols, see introductory text. For explanation of terms, see Appendix A. For statement on reliability, see the note at the end of the table and Appendix C]

NAICS code	Geography, kind of business, and employment size class	Establishments (number)	Paid employees for pay period including March 12 (number)	First-quarter payroll (\$1,000)	Annual payroll (\$1,000)
	CUMBERLAND—Con.				
31-33	Manufacturing—Con.				
339	Miscellaneous manufacturing—Con.				
3399	Other miscellaneous manufacturing—Con.				
33999	All other miscellaneous manufacturing				
	All establishments	5	142	820	4 347
	Establishments with 1 to 4 employees	1	X	X	X
	Establishments with 5 to 9 employees	1	X	X	X
	Establishments with 10 to 19 employees	1	X	X	X
	Establishments with 20 to 49 employees	2	X	X	X
	Establishments with 50 to 99 employees	1	X	X	X
	Establishments with 100 to 249 employees	—	X	X	X
	Establishments with 250 to 499 employees	—	X	X	X
	Establishments with 500 to 999 employees	—	X	X	X
	Establishments with 1,000 employees or more	—	X	X	X
339999	All other miscellaneous manufacturing				
	All establishments	3	c	D	D
	Establishments with 1 to 4 employees	—	X	X	X
	Establishments with 5 to 9 employees	—	X	X	X
	Establishments with 10 to 19 employees	—	X	X	X
	Establishments with 20 to 49 employees	2	X	X	X
	Establishments with 50 to 99 employees	1	X	X	X
	Establishments with 100 to 249 employees	—	X	X	X
	Establishments with 250 to 499 employees	—	X	X	X
	Establishments with 500 to 999 employees	—	X	X	X
	Establishments with 1,000 employees or more	—	X	X	X
42	Wholesale trade				
	All establishments	151	2 475	18 199	84 567
	Establishments with 1 to 4 employees	69	X	X	X
	Establishments with 5 to 9 employees	31	X	X	X
	Establishments with 10 to 19 employees	25	X	X	X
	Establishments with 20 to 49 employees	13	X	X	X
	Establishments with 50 to 99 employees	10	X	X	X
	Establishments with 100 to 249 employees	1	X	X	X
	Establishments with 250 to 499 employees	2	X	X	X
	Establishments with 500 to 999 employees	—	X	X	X
	Establishments with 1,000 employees or more	—	X	X	X
423	Durable goods merchant wholesalers				
	All establishments	76	1 162	9 567	40 855
	Establishments with 1 to 4 employees	38	X	X	X
	Establishments with 5 to 9 employees	15	X	X	X
	Establishments with 10 to 19 employees	10	X	X	X
	Establishments with 20 to 49 employees	7	X	X	X
	Establishments with 50 to 99 employees	4	X	X	X
	Establishments with 100 to 249 employees	1	X	X	X
	Establishments with 250 to 499 employees	1	X	X	X
	Establishments with 500 to 999 employees	—	X	X	X
	Establishments with 1,000 employees or more	—	X	X	X
4232	Furniture and home furnishing merchant wholesalers				
	All establishments	3	e	D	D
	Establishments with 1 to 4 employees	2	X	X	X
	Establishments with 5 to 9 employees	—	X	X	X
	Establishments with 10 to 19 employees	—	X	X	X
	Establishments with 20 to 49 employees	—	X	X	X
	Establishments with 50 to 99 employees	—	X	X	X
	Establishments with 100 to 249 employees	—	X	X	X
	Establishments with 250 to 499 employees	1	X	X	X
	Establishments with 500 to 999 employees	—	X	X	X
	Establishments with 1,000 employees or more	—	X	X	X
42322	Home furnishing merchant wholesalers				
	All establishments	1	e	D	D
	Establishments with 1 to 4 employees	—	X	X	X
	Establishments with 5 to 9 employees	—	X	X	X
	Establishments with 10 to 19 employees	—	X	X	X
	Establishments with 20 to 49 employees	—	X	X	X
	Establishments with 50 to 99 employees	—	X	X	X
	Establishments with 100 to 249 employees	—	X	X	X
	Establishments with 250 to 499 employees	1	X	X	X
	Establishments with 500 to 999 employees	—	X	X	X
	Establishments with 1,000 employees or more	—	X	X	X
423220	Home furnishing merchant wholesalers				
	All establishments	1	e	D	D
	Establishments with 1 to 4 employees	—	X	X	X
	Establishments with 5 to 9 employees	—	X	X	X
	Establishments with 10 to 19 employees	—	X	X	X
	Establishments with 20 to 49 employees	—	X	X	X
	Establishments with 50 to 99 employees	—	X	X	X
	Establishments with 100 to 249 employees	—	X	X	X
	Establishments with 250 to 499 employees	1	X	X	X
	Establishments with 500 to 999 employees	—	X	X	X
	Establishments with 1,000 employees or more	—	X	X	X

See footnotes at end of table.

Table 5. Establishments, Employees, and Payroll by Industry and Employment Size of Establishments by County: 2004—Con.

[Excludes most government employees, railroad employees, and self-employed persons. Size class 1 to 4 employees includes establishments having payroll, but no employees, during mid-March pay period. For meaning of abbreviations and symbols, see introductory text. For explanation of terms, see Appendix A. For statement on reliability, see the note at the end of the table and Appendix C]

NAICS code	Geography, kind of business, and employment size class	Establishments (number)	Paid employees for pay period including March 12 (number)	First-quarter payroll (\$1,000)	Annual payroll (\$1,000)
	CUMBERLAND—Con.				
42	Wholesale trade—Con.				
423	Durable goods merchant wholesalers—Con.				
4233	Lumber and other construction materials merchant wholesalers				
	All establishments	6	191	1 624	8 228
	Establishments with 1 to 4 employees	2	X	X	X
	Establishments with 5 to 9 employees	1	X	X	X
	Establishments with 10 to 19 employees	—	X	X	X
	Establishments with 20 to 49 employees	2	X	X	X
	Establishments with 50 to 99 employees	—	X	X	X
	Establishments with 100 to 249 employees	1	X	X	X
	Establishments with 250 to 499 employees	—	X	X	X
	Establishments with 500 to 999 employees	—	X	X	X
	Establishments with 1,000 employees or more	—	X	X	X
42331	Lumber, plywood, millwork, and wood panel merchant wholesalers				
	All establishments	3	c	D	D
	Establishments with 1 to 4 employees	1	X	X	X
	Establishments with 5 to 9 employees	—	X	X	X
	Establishments with 10 to 19 employees	—	X	X	X
	Establishments with 20 to 49 employees	1	X	X	X
	Establishments with 50 to 99 employees	—	X	X	X
	Establishments with 100 to 249 employees	1	X	X	X
	Establishments with 250 to 499 employees	—	X	X	X
	Establishments with 500 to 999 employees	—	X	X	X
	Establishments with 1,000 employees or more	—	X	X	X
423310	Lumber, plywood, millwork, and wood panel merchant wholesalers				
	All establishments	3	c	D	D
	Establishments with 1 to 4 employees	1	X	X	X
	Establishments with 5 to 9 employees	—	X	X	X
	Establishments with 10 to 19 employees	—	X	X	X
	Establishments with 20 to 49 employees	1	X	X	X
	Establishments with 50 to 99 employees	—	X	X	X
	Establishments with 100 to 249 employees	1	X	X	X
	Establishments with 250 to 499 employees	—	X	X	X
	Establishments with 500 to 999 employees	—	X	X	X
	Establishments with 1,000 employees or more	—	X	X	X
4238	Machinery, equipment, and supplies merchant wholesalers				
	All establishments	16	241	1 738	6 796
	Establishments with 1 to 4 employees	7	X	X	X
	Establishments with 5 to 9 employees	2	X	X	X
	Establishments with 10 to 19 employees	4	X	X	X
	Establishments with 20 to 49 employees	1	X	X	X
	Establishments with 50 to 99 employees	2	X	X	X
	Establishments with 100 to 249 employees	—	X	X	X
	Establishments with 250 to 499 employees	—	X	X	X
	Establishments with 500 to 999 employees	—	X	X	X
	Establishments with 1,000 employees or more	—	X	X	X
42382	Farm and garden machinery and equipment merchant wholesalers				
	All establishments	5	106	703	3 674
	Establishments with 1 to 4 employees	2	X	X	X
	Establishments with 5 to 9 employees	—	X	X	X
	Establishments with 10 to 19 employees	1	X	X	X
	Establishments with 20 to 49 employees	1	X	X	X
	Establishments with 50 to 99 employees	1	X	X	X
	Establishments with 100 to 249 employees	—	X	X	X
	Establishments with 250 to 499 employees	—	X	X	X
	Establishments with 500 to 999 employees	—	X	X	X
	Establishments with 1,000 employees or more	—	X	X	X
423820	Farm and garden machinery and equipment merchant wholesalers				
	All establishments	5	106	703	3 674
	Establishments with 1 to 4 employees	2	X	X	X
	Establishments with 5 to 9 employees	—	X	X	X
	Establishments with 10 to 19 employees	1	X	X	X
	Establishments with 20 to 49 employees	1	X	X	X
	Establishments with 50 to 99 employees	1	X	X	X
	Establishments with 100 to 249 employees	—	X	X	X
	Establishments with 250 to 499 employees	—	X	X	X
	Establishments with 500 to 999 employees	—	X	X	X
	Establishments with 1,000 employees or more	—	X	X	X
42384	Industrial supplies merchant wholesalers				
	All establishments	3	103	778	1 464
	Establishments with 1 to 4 employees	—	X	X	X
	Establishments with 5 to 9 employees	—	X	X	X
	Establishments with 10 to 19 employees	2	X	X	X
	Establishments with 20 to 49 employees	—	X	X	X
	Establishments with 50 to 99 employees	1	X	X	X
	Establishments with 100 to 249 employees	—	X	X	X
	Establishments with 250 to 499 employees	—	X	X	X
	Establishments with 500 to 999 employees	—	X	X	X
	Establishments with 1,000 employees or more	—	X	X	X

See footnotes at end of table.

Table 5. Establishments, Employees, and Payroll by Industry and Employment Size of Establishments by County: 2004—Con.

[Excludes most government employees, railroad employees, and self-employed persons. Size class 1 to 4 employees includes establishments having payroll, but no employees, during mid-March pay period. For meaning of abbreviations and symbols, see introductory text. For explanation of terms, see Appendix A. For statement on reliability, see the note at the end of the table and Appendix C]

NAICS code	Geography, kind of business, and employment size class	Establishments (number)	Paid employees for pay period including March 12 (number)	First-quarter payroll (\$1,000)	Annual payroll (\$1,000)
42	CUMBERLAND—Con.				
	Wholesale trade—Con.				
423	Durable goods merchant wholesalers—Con.				
4238	Machinery, equipment, and supplies merchant wholesalers—Con.				
42384	Industrial supplies merchant wholesalers—Con.				
423840	Industrial supplies merchant wholesalers				
	All establishments	3	103	778	1 464
	Establishments with 1 to 4 employees	—	X	X	X
	Establishments with 5 to 9 employees	—	X	X	X
	Establishments with 10 to 19 employees	2	X	X	X
	Establishments with 20 to 49 employees	—	X	X	X
	Establishments with 50 to 99 employees	1	X	X	X
	Establishments with 100 to 249 employees	—	X	X	X
	Establishments with 250 to 499 employees	—	X	X	X
	Establishments with 500 to 999 employees	—	X	X	X
	Establishments with 1,000 employees or more	—	X	X	X
4239	Miscellaneous durable goods merchant wholesalers				
	All establishments	11	141	749	3 419
	Establishments with 1 to 4 employees	6	X	X	X
	Establishments with 5 to 9 employees	2	X	X	X
	Establishments with 10 to 19 employees	1	X	X	X
	Establishments with 20 to 49 employees	1	X	X	X
	Establishments with 50 to 99 employees	1	X	X	X
	Establishments with 100 to 249 employees	—	X	X	X
	Establishments with 250 to 499 employees	—	X	X	X
	Establishments with 500 to 999 employees	—	X	X	X
	Establishments with 1,000 employees or more	—	X	X	X
42393	Recyclable material merchant wholesalers				
	All establishments	5	120	613	2 851
	Establishments with 1 to 4 employees	2	X	X	X
	Establishments with 5 to 9 employees	—	X	X	X
	Establishments with 10 to 19 employees	1	X	X	X
	Establishments with 20 to 49 employees	1	X	X	X
	Establishments with 50 to 99 employees	1	X	X	X
	Establishments with 100 to 249 employees	—	X	X	X
	Establishments with 250 to 499 employees	—	X	X	X
	Establishments with 500 to 999 employees	—	X	X	X
	Establishments with 1,000 employees or more	—	X	X	X
423930	Recyclable material merchant wholesalers				
	All establishments	5	120	613	2 851
	Establishments with 1 to 4 employees	2	X	X	X
	Establishments with 5 to 9 employees	—	X	X	X
	Establishments with 10 to 19 employees	1	X	X	X
	Establishments with 20 to 49 employees	1	X	X	X
	Establishments with 50 to 99 employees	1	X	X	X
	Establishments with 100 to 249 employees	—	X	X	X
	Establishments with 250 to 499 employees	—	X	X	X
	Establishments with 500 to 999 employees	—	X	X	X
	Establishments with 1,000 employees or more	—	X	X	X
424	Nondurable goods merchant wholesalers				
	All establishments	67	1 289	8 209	41 193
	Establishments with 1 to 4 employees	25	X	X	X
	Establishments with 5 to 9 employees	14	X	X	X
	Establishments with 10 to 19 employees	15	X	X	X
	Establishments with 20 to 49 employees	6	X	X	X
	Establishments with 50 to 99 employees	6	X	X	X
	Establishments with 100 to 249 employees	—	X	X	X
	Establishments with 250 to 499 employees	1	X	X	X
	Establishments with 500 to 999 employees	—	X	X	X
	Establishments with 1,000 employees or more	—	X	X	X
4244	Grocery and related product merchant wholesalers				
	All establishments	37	803	4 392	24 239
	Establishments with 1 to 4 employees	11	X	X	X
	Establishments with 5 to 9 employees	9	X	X	X
	Establishments with 10 to 19 employees	11	X	X	X
	Establishments with 20 to 49 employees	3	X	X	X
	Establishments with 50 to 99 employees	2	X	X	X
	Establishments with 100 to 249 employees	—	X	X	X
	Establishments with 250 to 499 employees	1	X	X	X
	Establishments with 500 to 999 employees	—	X	X	X
	Establishments with 1,000 employees or more	—	X	X	X
42442	Packaged frozen food merchant wholesalers				
	All establishments	2	c	D	D
	Establishments with 1 to 4 employees	—	X	X	X
	Establishments with 5 to 9 employees	—	X	X	X
	Establishments with 10 to 19 employees	—	X	X	X
	Establishments with 20 to 49 employees	—	X	X	X
	Establishments with 50 to 99 employees	2	X	X	X
	Establishments with 100 to 249 employees	—	X	X	X
	Establishments with 250 to 499 employees	—	X	X	X
	Establishments with 500 to 999 employees	—	X	X	X
	Establishments with 1,000 employees or more	—	X	X	X

See footnotes at end of table.

Table 5. Establishments, Employees, and Payroll by Industry and Employment Size of Establishments by County: 2004—Con.

[Excludes most government employees, railroad employees, and self-employed persons. Size class 1 to 4 employees includes establishments having payroll, but no employees, during mid-March pay period. For meaning of abbreviations and symbols, see introductory text. For explanation of terms, see Appendix A. For statement on reliability, see the note at the end of the table and Appendix C]

NAICS code	Geography, kind of business, and employment size class	Establishments (number)	Paid employees for pay period including March 12 (number)	First-quarter payroll (\$1,000)	Annual payroll (\$1,000)
42	CUMBERLAND—Con.				
	Wholesale trade—Con.				
424	Nondurable goods merchant wholesalers—Con.				
4244	Grocery and related product merchant wholesalers—Con.				
42442	Packaged frozen food merchant wholesalers—Con.				
424420	Packaged frozen food merchant wholesalers				
	All establishments	2	c	D	D
	Establishments with 1 to 4 employees	—	X	X	X
	Establishments with 5 to 9 employees	—	X	X	X
	Establishments with 10 to 19 employees	—	X	X	X
	Establishments with 20 to 49 employees	—	X	X	X
	Establishments with 50 to 99 employees	2	X	X	X
	Establishments with 100 to 249 employees	—	X	X	X
	Establishments with 250 to 499 employees	—	X	X	X
	Establishments with 500 to 999 employees	—	X	X	X
	Establishments with 1,000 employees or more	—	X	X	X
42448	Fresh fruit and vegetable merchant wholesalers				
	All establishments	21	535	2 764	16 585
	Establishments with 1 to 4 employees	4	X	X	X
	Establishments with 5 to 9 employees	8	X	X	X
	Establishments with 10 to 19 employees	8	X	X	X
	Establishments with 20 to 49 employees	—	X	X	X
	Establishments with 50 to 99 employees	—	X	X	X
	Establishments with 100 to 249 employees	—	X	X	X
	Establishments with 250 to 499 employees	1	X	X	X
	Establishments with 500 to 999 employees	—	X	X	X
	Establishments with 1,000 employees or more	—	X	X	X
424480	Fresh fruit and vegetable merchant wholesalers				
	All establishments	21	535	2 764	16 585
	Establishments with 1 to 4 employees	4	X	X	X
	Establishments with 5 to 9 employees	8	X	X	X
	Establishments with 10 to 19 employees	8	X	X	X
	Establishments with 20 to 49 employees	—	X	X	X
	Establishments with 50 to 99 employees	—	X	X	X
	Establishments with 100 to 249 employees	—	X	X	X
	Establishments with 250 to 499 employees	1	X	X	X
	Establishments with 500 to 999 employees	—	X	X	X
	Establishments with 1,000 employees or more	—	X	X	X
4247	Petroleum and petroleum products merchant wholesalers				
	All establishments	6	105	1 156	4 878
	Establishments with 1 to 4 employees	3	X	X	X
	Establishments with 5 to 9 employees	1	X	X	X
	Establishments with 10 to 19 employees	—	X	X	X
	Establishments with 20 to 49 employees	1	X	X	X
	Establishments with 50 to 99 employees	1	X	X	X
	Establishments with 100 to 249 employees	—	X	X	X
	Establishments with 250 to 499 employees	—	X	X	X
	Establishments with 500 to 999 employees	—	X	X	X
	Establishments with 1,000 employees or more	—	X	X	X
4249	Miscellaneous nondurable goods merchant wholesalers				
	All establishments	14	186	1 020	4 986
	Establishments with 1 to 4 employees	9	X	X	X
	Establishments with 5 to 9 employees	1	X	X	X
	Establishments with 10 to 19 employees	2	X	X	X
	Establishments with 20 to 49 employees	1	X	X	X
	Establishments with 50 to 99 employees	1	X	X	X
	Establishments with 100 to 249 employees	—	X	X	X
	Establishments with 250 to 499 employees	—	X	X	X
	Establishments with 500 to 999 employees	—	X	X	X
	Establishments with 1,000 employees or more	—	X	X	X
44-45	Retail trade				
	All establishments	570	7 492	39 376	171 483
	Establishments with 1 to 4 employees	260	X	X	X
	Establishments with 5 to 9 employees	132	X	X	X
	Establishments with 10 to 19 employees	93	X	X	X
	Establishments with 20 to 49 employees	55	X	X	X
	Establishments with 50 to 99 employees	20	X	X	X
	Establishments with 100 to 249 employees	9	X	X	X
	Establishments with 250 to 499 employees	1	X	X	X
	Establishments with 500 to 999 employees	—	X	X	X
	Establishments with 1,000 employees or more	—	X	X	X
441	Motor vehicle and parts dealers				
	All establishments	98	1 279	9 742	40 291
	Establishments with 1 to 4 employees	49	X	X	X
	Establishments with 5 to 9 employees	14	X	X	X
	Establishments with 10 to 19 employees	16	X	X	X
	Establishments with 20 to 49 employees	12	X	X	X
	Establishments with 50 to 99 employees	7	X	X	X
	Establishments with 100 to 249 employees	—	X	X	X
	Establishments with 250 to 499 employees	—	X	X	X
	Establishments with 500 to 999 employees	—	X	X	X
	Establishments with 1,000 employees or more	—	X	X	X

See footnotes at end of table.

Table 5. Establishments, Employees, and Payroll by Industry and Employment Size of Establishments by County: 2004—Con.

[Excludes most government employees, railroad employees, and self-employed persons. Size class 1 to 4 employees includes establishments having payroll, but no employees, during mid-March pay period. For meaning of abbreviations and symbols, see introductory text. For explanation of terms, see Appendix A. For statement on reliability, see the note at the end of the table and Appendix C]

NAICS code	Geography, kind of business, and employment size class	Establishments (number)	Paid employees for pay period including March 12 (number)	First-quarter payroll (\$1,000)	Annual payroll (\$1,000)
	CUMBERLAND—Con.				
44-45	Retail trade—Con.				
441	Motor vehicle and parts dealers—Con.				
4411	Automobile dealers				
	All establishments	64	902	7 813	31 880
	Establishments with 1 to 4 employees	41	X	X	X
	Establishments with 5 to 9 employees	5	X	X	X
	Establishments with 10 to 19 employees	4	X	X	X
	Establishments with 20 to 49 employees	7	X	X	X
	Establishments with 50 to 99 employees	7	X	X	X
	Establishments with 100 to 249 employees	—	X	X	X
	Establishments with 250 to 499 employees	—	X	X	X
	Establishments with 500 to 999 employees	—	X	X	X
	Establishments with 1,000 employees or more	—	X	X	X
44111	New car dealers				
	All establishments	23	794	7 087	28 826
	Establishments with 1 to 4 employees	7	X	X	X
	Establishments with 5 to 9 employees	1	X	X	X
	Establishments with 10 to 19 employees	1	X	X	X
	Establishments with 20 to 49 employees	7	X	X	X
	Establishments with 50 to 99 employees	7	X	X	X
	Establishments with 100 to 249 employees	—	X	X	X
	Establishments with 250 to 499 employees	—	X	X	X
	Establishments with 500 to 999 employees	—	X	X	X
	Establishments with 1,000 employees or more	—	X	X	X
441110	New car dealers				
	All establishments	23	794	7 087	28 826
	Establishments with 1 to 4 employees	7	X	X	X
	Establishments with 5 to 9 employees	1	X	X	X
	Establishments with 10 to 19 employees	1	X	X	X
	Establishments with 20 to 49 employees	7	X	X	X
	Establishments with 50 to 99 employees	7	X	X	X
	Establishments with 100 to 249 employees	—	X	X	X
	Establishments with 250 to 499 employees	—	X	X	X
	Establishments with 500 to 999 employees	—	X	X	X
	Establishments with 1,000 employees or more	—	X	X	X
44112	Used car dealers				
	All establishments	41	108	726	3 054
	Establishments with 1 to 4 employees	34	X	X	X
	Establishments with 5 to 9 employees	4	X	X	X
	Establishments with 10 to 19 employees	3	X	X	X
	Establishments with 20 to 49 employees	—	X	X	X
	Establishments with 50 to 99 employees	—	X	X	X
	Establishments with 100 to 249 employees	—	X	X	X
	Establishments with 250 to 499 employees	—	X	X	X
	Establishments with 500 to 999 employees	—	X	X	X
	Establishments with 1,000 employees or more	—	X	X	X
441120	Used car dealers				
	All establishments	41	108	726	3 054
	Establishments with 1 to 4 employees	34	X	X	X
	Establishments with 5 to 9 employees	4	X	X	X
	Establishments with 10 to 19 employees	3	X	X	X
	Establishments with 20 to 49 employees	—	X	X	X
	Establishments with 50 to 99 employees	—	X	X	X
	Establishments with 100 to 249 employees	—	X	X	X
	Establishments with 250 to 499 employees	—	X	X	X
	Establishments with 500 to 999 employees	—	X	X	X
	Establishments with 1,000 employees or more	—	X	X	X
4413	Automotive parts, accessories, and tire stores				
	All establishments	24	306	1 502	6 135
	Establishments with 1 to 4 employees	3	X	X	X
	Establishments with 5 to 9 employees	6	X	X	X
	Establishments with 10 to 19 employees	11	X	X	X
	Establishments with 20 to 49 employees	4	X	X	X
	Establishments with 50 to 99 employees	—	X	X	X
	Establishments with 100 to 249 employees	—	X	X	X
	Establishments with 250 to 499 employees	—	X	X	X
	Establishments with 500 to 999 employees	—	X	X	X
	Establishments with 1,000 employees or more	—	X	X	X
44131	Automotive parts and accessories stores				
	All establishments	19	252	1 146	4 683
	Establishments with 1 to 4 employees	2	X	X	X
	Establishments with 5 to 9 employees	5	X	X	X
	Establishments with 10 to 19 employees	8	X	X	X
	Establishments with 20 to 49 employees	4	X	X	X
	Establishments with 50 to 99 employees	—	X	X	X
	Establishments with 100 to 249 employees	—	X	X	X
	Establishments with 250 to 499 employees	—	X	X	X
	Establishments with 500 to 999 employees	—	X	X	X
	Establishments with 1,000 employees or more	—	X	X	X

See footnotes at end of table.

Table 5. Establishments, Employees, and Payroll by Industry and Employment Size of Establishments by County: 2004—Con.

[Excludes most government employees, railroad employees, and self-employed persons. Size class 1 to 4 employees includes establishments having payroll, but no employees, during mid-March pay period. For meaning of abbreviations and symbols, see introductory text. For explanation of terms, see Appendix A. For statement on reliability, see the note at the end of the table and Appendix C]

NAICS code	Geography, kind of business, and employment size class	Establishments (number)	Paid employees for pay period including March 12 (number)	First-quarter payroll (\$1,000)	Annual payroll (\$1,000)
CUMBERLAND—Con.					
44-45	Retail trade—Con.				
441	Motor vehicle and parts dealers—Con.				
4413	Automotive parts, accessories, and tire stores—Con.				
44131	Automotive parts and accessories stores—Con.				
441310	Automotive parts and accessories stores				
	All establishments	19	252	1 146	4 683
	Establishments with 1 to 4 employees	2	X	X	X
	Establishments with 5 to 9 employees	5	X	X	X
	Establishments with 10 to 19 employees	8	X	X	X
	Establishments with 20 to 49 employees	4	X	X	X
	Establishments with 50 to 99 employees	—	X	X	X
	Establishments with 100 to 249 employees	—	X	X	X
	Establishments with 250 to 499 employees	—	X	X	X
	Establishments with 500 to 999 employees	—	X	X	X
	Establishments with 1,000 employees or more	—	X	X	X
442	Furniture and home furnishings stores				
	All establishments	15	108	562	2 401
	Establishments with 1 to 4 employees	8	X	X	X
	Establishments with 5 to 9 employees	3	X	X	X
	Establishments with 10 to 19 employees	3	X	X	X
	Establishments with 20 to 49 employees	1	X	X	X
	Establishments with 50 to 99 employees	—	X	X	X
	Establishments with 100 to 249 employees	—	X	X	X
	Establishments with 250 to 499 employees	—	X	X	X
	Establishments with 500 to 999 employees	—	X	X	X
	Establishments with 1,000 employees or more	—	X	X	X
443	Electronics and appliance stores				
	All establishments	23	136	591	2 557
	Establishments with 1 to 4 employees	11	X	X	X
	Establishments with 5 to 9 employees	6	X	X	X
	Establishments with 10 to 19 employees	6	X	X	X
	Establishments with 20 to 49 employees	—	X	X	X
	Establishments with 50 to 99 employees	—	X	X	X
	Establishments with 100 to 249 employees	—	X	X	X
	Establishments with 250 to 499 employees	—	X	X	X
	Establishments with 500 to 999 employees	—	X	X	X
	Establishments with 1,000 employees or more	—	X	X	X
4431	Electronics and appliance stores				
	All establishments	23	136	591	2 557
	Establishments with 1 to 4 employees	11	X	X	X
	Establishments with 5 to 9 employees	6	X	X	X
	Establishments with 10 to 19 employees	6	X	X	X
	Establishments with 20 to 49 employees	—	X	X	X
	Establishments with 50 to 99 employees	—	X	X	X
	Establishments with 100 to 249 employees	—	X	X	X
	Establishments with 250 to 499 employees	—	X	X	X
	Establishments with 500 to 999 employees	—	X	X	X
	Establishments with 1,000 employees or more	—	X	X	X
444	Building material and garden equipment and supplies dealers				
	All establishments	45	624	4 308	22 189
	Establishments with 1 to 4 employees	21	X	X	X
	Establishments with 5 to 9 employees	8	X	X	X
	Establishments with 10 to 19 employees	7	X	X	X
	Establishments with 20 to 49 employees	8	X	X	X
	Establishments with 50 to 99 employees	—	X	X	X
	Establishments with 100 to 249 employees	1	X	X	X
	Establishments with 250 to 499 employees	—	X	X	X
	Establishments with 500 to 999 employees	—	X	X	X
	Establishments with 1,000 employees or more	—	X	X	X
4441	Building material and supplies dealers				
	All establishments	36	566	4 096	21 221
	Establishments with 1 to 4 employees	16	X	X	X
	Establishments with 5 to 9 employees	5	X	X	X
	Establishments with 10 to 19 employees	7	X	X	X
	Establishments with 20 to 49 employees	7	X	X	X
	Establishments with 50 to 99 employees	—	X	X	X
	Establishments with 100 to 249 employees	1	X	X	X
	Establishments with 250 to 499 employees	—	X	X	X
	Establishments with 500 to 999 employees	—	X	X	X
	Establishments with 1,000 employees or more	—	X	X	X
44411	Home centers				
	All establishments	3	c	D	D
	Establishments with 1 to 4 employees	2	X	X	X
	Establishments with 5 to 9 employees	—	X	X	X
	Establishments with 10 to 19 employees	—	X	X	X
	Establishments with 20 to 49 employees	—	X	X	X
	Establishments with 50 to 99 employees	—	X	X	X
	Establishments with 100 to 249 employees	1	X	X	X
	Establishments with 250 to 499 employees	—	X	X	X
	Establishments with 500 to 999 employees	—	X	X	X
	Establishments with 1,000 employees or more	—	X	X	X

See footnotes at end of table.

Table 5. Establishments, Employees, and Payroll by Industry and Employment Size of Establishments by County: 2004—Con.

[Excludes most government employees, railroad employees, and self-employed persons. Size class 1 to 4 employees includes establishments having payroll, but no employees, during mid-March pay period. For meaning of abbreviations and symbols, see introductory text. For explanation of terms, see Appendix A. For statement on reliability, see the note at the end of the table and Appendix C]

NAICS code	Geography, kind of business, and employment size class	Establishments (number)	Paid employees for pay period including March 12 (number)	First-quarter payroll (\$1,000)	Annual payroll (\$1,000)
	CUMBERLAND—Con.				
44-45	Retail trade—Con.				
444	Building material and garden equipment and supplies dealers—Con.				
4441	Building material and supplies dealers—Con.				
44411	Home centers—Con.				
444110	Home centers				
	All establishments	3	c	D	D
	Establishments with 1 to 4 employees	2	X	X	X
	Establishments with 5 to 9 employees	—	X	X	X
	Establishments with 10 to 19 employees	—	X	X	X
	Establishments with 20 to 49 employees	—	X	X	X
	Establishments with 50 to 99 employees	—	X	X	X
	Establishments with 100 to 249 employees	1	X	X	X
	Establishments with 250 to 499 employees	—	X	X	X
	Establishments with 500 to 999 employees	—	X	X	X
	Establishments with 1,000 employees or more	—	X	X	X
44419	Other building material dealers				
	All establishments	23	305	2 614	12 874
	Establishments with 1 to 4 employees	7	X	X	X
	Establishments with 5 to 9 employees	4	X	X	X
	Establishments with 10 to 19 employees	6	X	X	X
	Establishments with 20 to 49 employees	6	X	X	X
	Establishments with 50 to 99 employees	—	X	X	X
	Establishments with 100 to 249 employees	—	X	X	X
	Establishments with 250 to 499 employees	—	X	X	X
	Establishments with 500 to 999 employees	—	X	X	X
	Establishments with 1,000 employees or more	—	X	X	X
444190	Other building material dealers				
	All establishments	23	305	2 614	12 874
	Establishments with 1 to 4 employees	7	X	X	X
	Establishments with 5 to 9 employees	4	X	X	X
	Establishments with 10 to 19 employees	6	X	X	X
	Establishments with 20 to 49 employees	6	X	X	X
	Establishments with 50 to 99 employees	—	X	X	X
	Establishments with 100 to 249 employees	—	X	X	X
	Establishments with 250 to 499 employees	—	X	X	X
	Establishments with 500 to 999 employees	—	X	X	X
	Establishments with 1,000 employees or more	—	X	X	X
445	Food and beverage stores				
	All establishments	127	1 694	7 816	35 050
	Establishments with 1 to 4 employees	66	X	X	X
	Establishments with 5 to 9 employees	26	X	X	X
	Establishments with 10 to 19 employees	22	X	X	X
	Establishments with 20 to 49 employees	7	X	X	X
	Establishments with 50 to 99 employees	—	X	X	X
	Establishments with 100 to 249 employees	6	X	X	X
	Establishments with 250 to 499 employees	—	X	X	X
	Establishments with 500 to 999 employees	—	X	X	X
	Establishments with 1,000 employees or more	—	X	X	X
4451	Grocery stores				
	All establishments	82	1 495	7 180	31 225
	Establishments with 1 to 4 employees	39	X	X	X
	Establishments with 5 to 9 employees	16	X	X	X
	Establishments with 10 to 19 employees	14	X	X	X
	Establishments with 20 to 49 employees	7	X	X	X
	Establishments with 50 to 99 employees	—	X	X	X
	Establishments with 100 to 249 employees	6	X	X	X
	Establishments with 250 to 499 employees	—	X	X	X
	Establishments with 500 to 999 employees	—	X	X	X
	Establishments with 1,000 employees or more	—	X	X	X
44511	Supermarkets and other grocery (except convenience) stores				
	All establishments	48	1 205	6 162	26 639
	Establishments with 1 to 4 employees	25	X	X	X
	Establishments with 5 to 9 employees	7	X	X	X
	Establishments with 10 to 19 employees	6	X	X	X
	Establishments with 20 to 49 employees	4	X	X	X
	Establishments with 50 to 99 employees	—	X	X	X
	Establishments with 100 to 249 employees	6	X	X	X
	Establishments with 250 to 499 employees	—	X	X	X
	Establishments with 500 to 999 employees	—	X	X	X
	Establishments with 1,000 employees or more	—	X	X	X
445110	Supermarkets and other grocery (except convenience) stores				
	All establishments	48	1 205	6 162	26 639
	Establishments with 1 to 4 employees	25	X	X	X
	Establishments with 5 to 9 employees	7	X	X	X
	Establishments with 10 to 19 employees	6	X	X	X
	Establishments with 20 to 49 employees	4	X	X	X
	Establishments with 50 to 99 employees	—	X	X	X
	Establishments with 100 to 249 employees	6	X	X	X
	Establishments with 250 to 499 employees	—	X	X	X
	Establishments with 500 to 999 employees	—	X	X	X
	Establishments with 1,000 employees or more	—	X	X	X

See footnotes at end of table.

Table 5. Establishments, Employees, and Payroll by Industry and Employment Size of Establishments by County: 2004—Con.

[Excludes most government employees, railroad employees, and self-employed persons. Size class 1 to 4 employees includes establishments having payroll, but no employees, during mid-March pay period. For meaning of abbreviations and symbols, see introductory text. For explanation of terms, see Appendix A. For statement on reliability, see the note at the end of the table and Appendix C]

NAICS code	Geography, kind of business, and employment size class	Establishments (number)	Paid employees for pay period including March 12 (number)	First-quarter payroll (\$1,000)	Annual payroll (\$1,000)
	CUMBERLAND—Con.				
44-45	Retail trade—Con.				
445	Food and beverage stores—Con.				
4451	Grocery stores—Con.				
44512	Convenience stores				
	All establishments	34	290	1 018	4 586
	Establishments with 1 to 4 employees	14	X	X	X
	Establishments with 5 to 9 employees	9	X	X	X
	Establishments with 10 to 19 employees	8	X	X	X
	Establishments with 20 to 49 employees	3	X	X	X
	Establishments with 50 to 99 employees	—	X	X	X
	Establishments with 100 to 249 employees	—	X	X	X
	Establishments with 250 to 499 employees	—	X	X	X
	Establishments with 500 to 999 employees	—	X	X	X
	Establishments with 1,000 employees or more	—	X	X	X
445120	Convenience stores				
	All establishments	34	290	1 018	4 586
	Establishments with 1 to 4 employees	14	X	X	X
	Establishments with 5 to 9 employees	9	X	X	X
	Establishments with 10 to 19 employees	8	X	X	X
	Establishments with 20 to 49 employees	3	X	X	X
	Establishments with 50 to 99 employees	—	X	X	X
	Establishments with 100 to 249 employees	—	X	X	X
	Establishments with 250 to 499 employees	—	X	X	X
	Establishments with 500 to 999 employees	—	X	X	X
	Establishments with 1,000 employees or more	—	X	X	X
4453	Beer, wine, and liquor stores				
	All establishments	31	143	486	2 439
	Establishments with 1 to 4 employees	18	X	X	X
	Establishments with 5 to 9 employees	8	X	X	X
	Establishments with 10 to 19 employees	5	X	X	X
	Establishments with 20 to 49 employees	—	X	X	X
	Establishments with 50 to 99 employees	—	X	X	X
	Establishments with 100 to 249 employees	—	X	X	X
	Establishments with 250 to 499 employees	—	X	X	X
	Establishments with 500 to 999 employees	—	X	X	X
	Establishments with 1,000 employees or more	—	X	X	X
44531	Beer, wine, and liquor stores				
	All establishments	31	143	486	2 439
	Establishments with 1 to 4 employees	18	X	X	X
	Establishments with 5 to 9 employees	8	X	X	X
	Establishments with 10 to 19 employees	5	X	X	X
	Establishments with 20 to 49 employees	—	X	X	X
	Establishments with 50 to 99 employees	—	X	X	X
	Establishments with 100 to 249 employees	—	X	X	X
	Establishments with 250 to 499 employees	—	X	X	X
	Establishments with 500 to 999 employees	—	X	X	X
	Establishments with 1,000 employees or more	—	X	X	X
445310	Beer, wine, and liquor stores				
	All establishments	31	143	486	2 439
	Establishments with 1 to 4 employees	18	X	X	X
	Establishments with 5 to 9 employees	8	X	X	X
	Establishments with 10 to 19 employees	5	X	X	X
	Establishments with 20 to 49 employees	—	X	X	X
	Establishments with 50 to 99 employees	—	X	X	X
	Establishments with 100 to 249 employees	—	X	X	X
	Establishments with 250 to 499 employees	—	X	X	X
	Establishments with 500 to 999 employees	—	X	X	X
	Establishments with 1,000 employees or more	—	X	X	X
446	Health and personal care stores				
	All establishments	45	786	4 175	16 750
	Establishments with 1 to 4 employees	17	X	X	X
	Establishments with 5 to 9 employees	11	X	X	X
	Establishments with 10 to 19 employees	4	X	X	X
	Establishments with 20 to 49 employees	8	X	X	X
	Establishments with 50 to 99 employees	5	X	X	X
	Establishments with 100 to 249 employees	—	X	X	X
	Establishments with 250 to 499 employees	—	X	X	X
	Establishments with 500 to 999 employees	—	X	X	X
	Establishments with 1,000 employees or more	—	X	X	X
4461	Health and personal care stores				
	All establishments	45	786	4 175	16 750
	Establishments with 1 to 4 employees	17	X	X	X
	Establishments with 5 to 9 employees	11	X	X	X
	Establishments with 10 to 19 employees	4	X	X	X
	Establishments with 20 to 49 employees	8	X	X	X
	Establishments with 50 to 99 employees	5	X	X	X
	Establishments with 100 to 249 employees	—	X	X	X
	Establishments with 250 to 499 employees	—	X	X	X
	Establishments with 500 to 999 employees	—	X	X	X
	Establishments with 1,000 employees or more	—	X	X	X

See footnotes at end of table.

Table 5. Establishments, Employees, and Payroll by Industry and Employment Size of Establishments by County: 2004—Con.

[Excludes most government employees, railroad employees, and self-employed persons. Size class 1 to 4 employees includes establishments having payroll, but no employees, during mid-March pay period. For meaning of abbreviations and symbols, see introductory text. For explanation of terms, see Appendix A. For statement on reliability, see the note at the end of the table and Appendix C]

NAICS code	Geography, kind of business, and employment size class	Establishments (number)	Paid employees for pay period including March 12 (number)	First-quarter payroll (\$1,000)	Annual payroll (\$1,000)
	CUMBERLAND—Con.				
44-45	Retail trade—Con.				
446	Health and personal care stores—Con.				
4461	Health and personal care stores—Con.				
44611	Pharmacies and drug stores				
	All establishments	17	632	3 471	13 974
	Establishments with 1 to 4 employees	1	X	X	X
	Establishments with 5 to 9 employees	2	X	X	X
	Establishments with 10 to 19 employees	3	X	X	X
	Establishments with 20 to 49 employees	6	X	X	X
	Establishments with 50 to 99 employees	5	X	X	X
	Establishments with 100 to 249 employees	—	X	X	X
	Establishments with 250 to 499 employees	—	X	X	X
	Establishments with 500 to 999 employees	—	X	X	X
	Establishments with 1,000 employees or more	—	X	X	X
446110	Pharmacies and drug stores				
	All establishments	17	632	3 471	13 974
	Establishments with 1 to 4 employees	1	X	X	X
	Establishments with 5 to 9 employees	2	X	X	X
	Establishments with 10 to 19 employees	3	X	X	X
	Establishments with 20 to 49 employees	6	X	X	X
	Establishments with 50 to 99 employees	5	X	X	X
	Establishments with 100 to 249 employees	—	X	X	X
	Establishments with 250 to 499 employees	—	X	X	X
	Establishments with 500 to 999 employees	—	X	X	X
	Establishments with 1,000 employees or more	—	X	X	X
447	Gasoline stations				
	All establishments	34	371	1 326	6 715
	Establishments with 1 to 4 employees	20	X	X	X
	Establishments with 5 to 9 employees	5	X	X	X
	Establishments with 10 to 19 employees	4	X	X	X
	Establishments with 20 to 49 employees	3	X	X	X
	Establishments with 50 to 99 employees	2	X	X	X
	Establishments with 100 to 249 employees	—	X	X	X
	Establishments with 250 to 499 employees	—	X	X	X
	Establishments with 500 to 999 employees	—	X	X	X
	Establishments with 1,000 employees or more	—	X	X	X
4471	Gasoline stations				
	All establishments	34	371	1 326	6 715
	Establishments with 1 to 4 employees	20	X	X	X
	Establishments with 5 to 9 employees	5	X	X	X
	Establishments with 10 to 19 employees	4	X	X	X
	Establishments with 20 to 49 employees	3	X	X	X
	Establishments with 50 to 99 employees	2	X	X	X
	Establishments with 100 to 249 employees	—	X	X	X
	Establishments with 250 to 499 employees	—	X	X	X
	Establishments with 500 to 999 employees	—	X	X	X
	Establishments with 1,000 employees or more	—	X	X	X
44711	Gasoline stations with convenience stores				
	All establishments	14	297	1 022	4 666
	Establishments with 1 to 4 employees	6	X	X	X
	Establishments with 5 to 9 employees	1	X	X	X
	Establishments with 10 to 19 employees	2	X	X	X
	Establishments with 20 to 49 employees	3	X	X	X
	Establishments with 50 to 99 employees	2	X	X	X
	Establishments with 100 to 249 employees	—	X	X	X
	Establishments with 250 to 499 employees	—	X	X	X
	Establishments with 500 to 999 employees	—	X	X	X
	Establishments with 1,000 employees or more	—	X	X	X
447110	Gasoline stations with convenience stores				
	All establishments	14	297	1 022	4 666
	Establishments with 1 to 4 employees	6	X	X	X
	Establishments with 5 to 9 employees	1	X	X	X
	Establishments with 10 to 19 employees	2	X	X	X
	Establishments with 20 to 49 employees	3	X	X	X
	Establishments with 50 to 99 employees	2	X	X	X
	Establishments with 100 to 249 employees	—	X	X	X
	Establishments with 250 to 499 employees	—	X	X	X
	Establishments with 500 to 999 employees	—	X	X	X
	Establishments with 1,000 employees or more	—	X	X	X
448	Clothing and clothing accessories stores				
	All establishments	60	705	2 260	9 370
	Establishments with 1 to 4 employees	16	X	X	X
	Establishments with 5 to 9 employees	25	X	X	X
	Establishments with 10 to 19 employees	9	X	X	X
	Establishments with 20 to 49 employees	8	X	X	X
	Establishments with 50 to 99 employees	2	X	X	X
	Establishments with 100 to 249 employees	—	X	X	X
	Establishments with 250 to 499 employees	—	X	X	X
	Establishments with 500 to 999 employees	—	X	X	X
	Establishments with 1,000 employees or more	—	X	X	X

See footnotes at end of table.

Table 5. Establishments, Employees, and Payroll by Industry and Employment Size of Establishments by County: 2004—Con.

[Excludes most government employees, railroad employees, and self-employed persons. Size class 1 to 4 employees includes establishments having payroll, but no employees, during mid-March pay period. For meaning of abbreviations and symbols, see introductory text. For explanation of terms, see Appendix A. For statement on reliability, see the note at the end of the table and Appendix C]

NAICS code	Geography, kind of business, and employment size class	Establishments (number)	Paid employees for pay period including March 12 (number)	First-quarter payroll (\$1,000)	Annual payroll (\$1,000)
	CUMBERLAND—Con.				
44-45	Retail trade—Con.				
448	Clothing and clothing accessories stores—Con.				
4481	Clothing stores				
	All establishments	30	507	1 371	5 384
	Establishments with 1 to 4 employees	7	X	X	X
	Establishments with 5 to 9 employees	9	X	X	X
	Establishments with 10 to 19 employees	5	X	X	X
	Establishments with 20 to 49 employees	7	X	X	X
	Establishments with 50 to 99 employees	2	X	X	X
	Establishments with 100 to 249 employees	—	X	X	X
	Establishments with 250 to 499 employees	—	X	X	X
	Establishments with 500 to 999 employees	—	X	X	X
	Establishments with 1,000 employees or more	—	X	X	X
44812	Women's clothing stores				
	All establishments	10	141	236	924
	Establishments with 1 to 4 employees	2	X	X	X
	Establishments with 5 to 9 employees	4	X	X	X
	Establishments with 10 to 19 employees	1	X	X	X
	Establishments with 20 to 49 employees	3	X	X	X
	Establishments with 50 to 99 employees	—	X	X	X
	Establishments with 100 to 249 employees	—	X	X	X
	Establishments with 250 to 499 employees	—	X	X	X
	Establishments with 500 to 999 employees	—	X	X	X
	Establishments with 1,000 employees or more	—	X	X	X
448120	Women's clothing stores				
	All establishments	10	141	236	924
	Establishments with 1 to 4 employees	2	X	X	X
	Establishments with 5 to 9 employees	4	X	X	X
	Establishments with 10 to 19 employees	1	X	X	X
	Establishments with 20 to 49 employees	3	X	X	X
	Establishments with 50 to 99 employees	—	X	X	X
	Establishments with 100 to 249 employees	—	X	X	X
	Establishments with 250 to 499 employees	—	X	X	X
	Establishments with 500 to 999 employees	—	X	X	X
	Establishments with 1,000 employees or more	—	X	X	X
44814	Family clothing stores				
	All establishments	11	290	940	3 758
	Establishments with 1 to 4 employees	3	X	X	X
	Establishments with 5 to 9 employees	—	X	X	X
	Establishments with 10 to 19 employees	3	X	X	X
	Establishments with 20 to 49 employees	3	X	X	X
	Establishments with 50 to 99 employees	2	X	X	X
	Establishments with 100 to 249 employees	—	X	X	X
	Establishments with 250 to 499 employees	—	X	X	X
	Establishments with 500 to 999 employees	—	X	X	X
	Establishments with 1,000 employees or more	—	X	X	X
448140	Family clothing stores				
	All establishments	11	290	940	3 758
	Establishments with 1 to 4 employees	3	X	X	X
	Establishments with 5 to 9 employees	—	X	X	X
	Establishments with 10 to 19 employees	3	X	X	X
	Establishments with 20 to 49 employees	3	X	X	X
	Establishments with 50 to 99 employees	2	X	X	X
	Establishments with 100 to 249 employees	—	X	X	X
	Establishments with 250 to 499 employees	—	X	X	X
	Establishments with 500 to 999 employees	—	X	X	X
	Establishments with 1,000 employees or more	—	X	X	X
4482	Shoe stores				
	All establishments	17	118	400	1 695
	Establishments with 1 to 4 employees	4	X	X	X
	Establishments with 5 to 9 employees	10	X	X	X
	Establishments with 10 to 19 employees	3	X	X	X
	Establishments with 20 to 49 employees	—	X	X	X
	Establishments with 50 to 99 employees	—	X	X	X
	Establishments with 100 to 249 employees	—	X	X	X
	Establishments with 250 to 499 employees	—	X	X	X
	Establishments with 500 to 999 employees	—	X	X	X
	Establishments with 1,000 employees or more	—	X	X	X
44821	Shoe stores				
	All establishments	17	118	400	1 695
	Establishments with 1 to 4 employees	4	X	X	X
	Establishments with 5 to 9 employees	10	X	X	X
	Establishments with 10 to 19 employees	3	X	X	X
	Establishments with 20 to 49 employees	—	X	X	X
	Establishments with 50 to 99 employees	—	X	X	X
	Establishments with 100 to 249 employees	—	X	X	X
	Establishments with 250 to 499 employees	—	X	X	X
	Establishments with 500 to 999 employees	—	X	X	X
	Establishments with 1,000 employees or more	—	X	X	X

See footnotes at end of table.

Table 5. Establishments, Employees, and Payroll by Industry and Employment Size of Establishments by County: 2004—Con.

[Excludes most government employees, railroad employees, and self-employed persons. Size class 1 to 4 employees includes establishments having payroll, but no employees, during mid-March pay period. For meaning of abbreviations and symbols, see introductory text. For explanation of terms, see Appendix A. For statement on reliability, see the note at the end of the table and Appendix C]

NAICS code	Geography, kind of business, and employment size class	Establishments (number)	Paid employees for pay period including March 12 (number)	First-quarter payroll (\$1,000)	Annual payroll (\$1,000)
	CUMBERLAND—Con.				
44-45	Retail trade—Con.				
448	Clothing and clothing accessories stores—Con.				
4482	Shoe stores—Con.				
44821	Shoe stores—Con.				
448210	Shoe stores				
	All establishments	17	118	400	1 695
	Establishments with 1 to 4 employees	4	X	X	X
	Establishments with 5 to 9 employees	10	X	X	X
	Establishments with 10 to 19 employees	3	X	X	X
	Establishments with 20 to 49 employees	—	X	X	X
	Establishments with 50 to 99 employees	—	X	X	X
	Establishments with 100 to 249 employees	—	X	X	X
	Establishments with 250 to 499 employees	—	X	X	X
	Establishments with 500 to 999 employees	—	X	X	X
	Establishments with 1,000 employees or more	—	X	X	X
451	Sporting goods, hobby, book, and music stores				
	All establishments	26	149	590	2 534
	Establishments with 1 to 4 employees	16	X	X	X
	Establishments with 5 to 9 employees	5	X	X	X
	Establishments with 10 to 19 employees	4	X	X	X
	Establishments with 20 to 49 employees	1	X	X	X
	Establishments with 50 to 99 employees	—	X	X	X
	Establishments with 100 to 249 employees	—	X	X	X
	Establishments with 250 to 499 employees	—	X	X	X
	Establishments with 500 to 999 employees	—	X	X	X
	Establishments with 1,000 employees or more	—	X	X	X
4511	Sporting goods, hobby, and musical instrument stores				
	All establishments	20	108	449	1 980
	Establishments with 1 to 4 employees	13	X	X	X
	Establishments with 5 to 9 employees	4	X	X	X
	Establishments with 10 to 19 employees	2	X	X	X
	Establishments with 20 to 49 employees	1	X	X	X
	Establishments with 50 to 99 employees	—	X	X	X
	Establishments with 100 to 249 employees	—	X	X	X
	Establishments with 250 to 499 employees	—	X	X	X
	Establishments with 500 to 999 employees	—	X	X	X
	Establishments with 1,000 employees or more	—	X	X	X
452	General merchandise stores				
	All establishments	24	968	4 103	17 473
	Establishments with 1 to 4 employees	6	X	X	X
	Establishments with 5 to 9 employees	9	X	X	X
	Establishments with 10 to 19 employees	3	X	X	X
	Establishments with 20 to 49 employees	—	X	X	X
	Establishments with 50 to 99 employees	3	X	X	X
	Establishments with 100 to 249 employees	2	X	X	X
	Establishments with 250 to 499 employees	1	X	X	X
	Establishments with 500 to 999 employees	—	X	X	X
	Establishments with 1,000 employees or more	—	X	X	X
4521	Department stores				
	All establishments	5	f	D	D
	Establishments with 1 to 4 employees	—	X	X	X
	Establishments with 5 to 9 employees	—	X	X	X
	Establishments with 10 to 19 employees	—	X	X	X
	Establishments with 20 to 49 employees	—	X	X	X
	Establishments with 50 to 99 employees	2	X	X	X
	Establishments with 100 to 249 employees	2	X	X	X
	Establishments with 250 to 499 employees	1	X	X	X
	Establishments with 500 to 999 employees	—	X	X	X
	Establishments with 1,000 employees or more	—	X	X	X
45211	Department stores				
	All establishments	5	f	D	D
	Establishments with 1 to 4 employees	—	X	X	X
	Establishments with 5 to 9 employees	—	X	X	X
	Establishments with 10 to 19 employees	—	X	X	X
	Establishments with 20 to 49 employees	—	X	X	X
	Establishments with 50 to 99 employees	2	X	X	X
	Establishments with 100 to 249 employees	2	X	X	X
	Establishments with 250 to 499 employees	1	X	X	X
	Establishments with 500 to 999 employees	—	X	X	X
	Establishments with 1,000 employees or more	—	X	X	X
452111	Department stores (except discount department stores)				
	All establishments	2	e	D	D
	Establishments with 1 to 4 employees	—	X	X	X
	Establishments with 5 to 9 employees	—	X	X	X
	Establishments with 10 to 19 employees	—	X	X	X
	Establishments with 20 to 49 employees	—	X	X	X
	Establishments with 50 to 99 employees	—	X	X	X
	Establishments with 100 to 249 employees	2	X	X	X
	Establishments with 250 to 499 employees	—	X	X	X
	Establishments with 500 to 999 employees	—	X	X	X
	Establishments with 1,000 employees or more	—	X	X	X

See footnotes at end of table.

Table 5. Establishments, Employees, and Payroll by Industry and Employment Size of Establishments by County: 2004—Con.

[Excludes most government employees, railroad employees, and self-employed persons. Size class 1 to 4 employees includes establishments having payroll, but no employees, during mid-March pay period. For meaning of abbreviations and symbols, see introductory text. For explanation of terms, see Appendix A. For statement on reliability, see the note at the end of the table and Appendix C]

NAICS code	Geography, kind of business, and employment size class	Establishments (number)	Paid employees for pay period including March 12 (number)	First-quarter payroll (\$1,000)	Annual payroll (\$1,000)
	CUMBERLAND—Con.				
44-45	Retail trade—Con.				
452	General merchandise stores—Con.				
4521	Department stores—Con.				
45211	Department stores—Con.				
452112	Discount department stores				
	All establishments	3	e	D	D
	Establishments with 1 to 4 employees	—	X	X	X
	Establishments with 5 to 9 employees	—	X	X	X
	Establishments with 10 to 19 employees	—	X	X	X
	Establishments with 20 to 49 employees	—	X	X	X
	Establishments with 50 to 99 employees	2	X	X	X
	Establishments with 100 to 249 employees	—	X	X	X
	Establishments with 250 to 499 employees	1	X	X	X
	Establishments with 500 to 999 employees	—	X	X	X
	Establishments with 1,000 employees or more	—	X	X	X
4529	Other general merchandise stores				
	All establishments	19	c	D	D
	Establishments with 1 to 4 employees	6	X	X	X
	Establishments with 5 to 9 employees	9	X	X	X
	Establishments with 10 to 19 employees	3	X	X	X
	Establishments with 20 to 49 employees	—	X	X	X
	Establishments with 50 to 99 employees	1	X	X	X
	Establishments with 100 to 249 employees	—	X	X	X
	Establishments with 250 to 499 employees	—	X	X	X
	Establishments with 500 to 999 employees	—	X	X	X
	Establishments with 1,000 employees or more	—	X	X	X
45299	All other general merchandise stores				
	All establishments	18	103	339	1 363
	Establishments with 1 to 4 employees	6	X	X	X
	Establishments with 5 to 9 employees	9	X	X	X
	Establishments with 10 to 19 employees	3	X	X	X
	Establishments with 20 to 49 employees	—	X	X	X
	Establishments with 50 to 99 employees	—	X	X	X
	Establishments with 100 to 249 employees	—	X	X	X
	Establishments with 250 to 499 employees	—	X	X	X
	Establishments with 500 to 999 employees	—	X	X	X
	Establishments with 1,000 employees or more	—	X	X	X
452990	All other general merchandise stores				
	All establishments	18	103	339	1 363
	Establishments with 1 to 4 employees	6	X	X	X
	Establishments with 5 to 9 employees	9	X	X	X
	Establishments with 10 to 19 employees	3	X	X	X
	Establishments with 20 to 49 employees	—	X	X	X
	Establishments with 50 to 99 employees	—	X	X	X
	Establishments with 100 to 249 employees	—	X	X	X
	Establishments with 250 to 499 employees	—	X	X	X
	Establishments with 500 to 999 employees	—	X	X	X
	Establishments with 1,000 employees or more	—	X	X	X
453	Miscellaneous store retailers				
	All establishments	53	424	1 698	7 396
	Establishments with 1 to 4 employees	24	X	X	X
	Establishments with 5 to 9 employees	17	X	X	X
	Establishments with 10 to 19 employees	7	X	X	X
	Establishments with 20 to 49 employees	4	X	X	X
	Establishments with 50 to 99 employees	1	X	X	X
	Establishments with 100 to 249 employees	—	X	X	X
	Establishments with 250 to 499 employees	—	X	X	X
	Establishments with 500 to 999 employees	—	X	X	X
	Establishments with 1,000 employees or more	—	X	X	X
4532	Office supplies, stationery, and gift stores				
	All establishments	16	153	767	3 002
	Establishments with 1 to 4 employees	5	X	X	X
	Establishments with 5 to 9 employees	6	X	X	X
	Establishments with 10 to 19 employees	3	X	X	X
	Establishments with 20 to 49 employees	2	X	X	X
	Establishments with 50 to 99 employees	—	X	X	X
	Establishments with 100 to 249 employees	—	X	X	X
	Establishments with 250 to 499 employees	—	X	X	X
	Establishments with 500 to 999 employees	—	X	X	X
	Establishments with 1,000 employees or more	—	X	X	X
4533	Used merchandise stores				
	All establishments	7	109	224	1 100
	Establishments with 1 to 4 employees	4	X	X	X
	Establishments with 5 to 9 employees	1	X	X	X
	Establishments with 10 to 19 employees	1	X	X	X
	Establishments with 20 to 49 employees	—	X	X	X
	Establishments with 50 to 99 employees	1	X	X	X
	Establishments with 100 to 249 employees	—	X	X	X
	Establishments with 250 to 499 employees	—	X	X	X
	Establishments with 500 to 999 employees	—	X	X	X
	Establishments with 1,000 employees or more	—	X	X	X

See footnotes at end of table.

Table 5. Establishments, Employees, and Payroll by Industry and Employment Size of Establishments by County: 2004—Con.

[Excludes most government employees, railroad employees, and self-employed persons. Size class 1 to 4 employees includes establishments having payroll, but no employees, during mid-March pay period. For meaning of abbreviations and symbols, see introductory text. For explanation of terms, see Appendix A. For statement on reliability, see the note at the end of the table and Appendix C]

NAICS code	Geography, kind of business, and employment size class	Establishments (number)	Paid employees for pay period including March 12 (number)	First-quarter payroll (\$1,000)	Annual payroll (\$1,000)
	CUMBERLAND—Con.				
44-45	Retail trade—Con.				
453	Miscellaneous store retailers—Con.				
4533	Used merchandise stores—Con.				
45331	Used merchandise stores				
	All establishments	7	109	224	1 100
	Establishments with 1 to 4 employees	4	X	X	X
	Establishments with 5 to 9 employees	1	X	X	X
	Establishments with 10 to 19 employees	1	X	X	X
	Establishments with 20 to 49 employees	—	X	X	X
	Establishments with 50 to 99 employees	1	X	X	X
	Establishments with 100 to 249 employees	—	X	X	X
	Establishments with 250 to 499 employees	—	X	X	X
	Establishments with 500 to 999 employees	—	X	X	X
	Establishments with 1,000 employees or more	—	X	X	X
453310	Used merchandise stores				
	All establishments	7	109	224	1 100
	Establishments with 1 to 4 employees	4	X	X	X
	Establishments with 5 to 9 employees	1	X	X	X
	Establishments with 10 to 19 employees	1	X	X	X
	Establishments with 20 to 49 employees	—	X	X	X
	Establishments with 50 to 99 employees	1	X	X	X
	Establishments with 100 to 249 employees	—	X	X	X
	Establishments with 250 to 499 employees	—	X	X	X
	Establishments with 500 to 999 employees	—	X	X	X
	Establishments with 1,000 employees or more	—	X	X	X
4539	Other miscellaneous store retailers				
	All establishments	18	101	519	2 566
	Establishments with 1 to 4 employees	10	X	X	X
	Establishments with 5 to 9 employees	5	X	X	X
	Establishments with 10 to 19 employees	1	X	X	X
	Establishments with 20 to 49 employees	2	X	X	X
	Establishments with 50 to 99 employees	—	X	X	X
	Establishments with 100 to 249 employees	—	X	X	X
	Establishments with 250 to 499 employees	—	X	X	X
	Establishments with 500 to 999 employees	—	X	X	X
	Establishments with 1,000 employees or more	—	X	X	X
454	Nonstore retailers				
	All establishments	20	248	2 205	8 757
	Establishments with 1 to 4 employees	6	X	X	X
	Establishments with 5 to 9 employees	3	X	X	X
	Establishments with 10 to 19 employees	8	X	X	X
	Establishments with 20 to 49 employees	3	X	X	X
	Establishments with 50 to 99 employees	—	X	X	X
	Establishments with 100 to 249 employees	—	X	X	X
	Establishments with 250 to 499 employees	—	X	X	X
	Establishments with 500 to 999 employees	—	X	X	X
	Establishments with 1,000 employees or more	—	X	X	X
4543	Direct selling establishments				
	All establishments	17	155	1 502	5 942
	Establishments with 1 to 4 employees	6	X	X	X
	Establishments with 5 to 9 employees	3	X	X	X
	Establishments with 10 to 19 employees	7	X	X	X
	Establishments with 20 to 49 employees	1	X	X	X
	Establishments with 50 to 99 employees	—	X	X	X
	Establishments with 100 to 249 employees	—	X	X	X
	Establishments with 250 to 499 employees	—	X	X	X
	Establishments with 500 to 999 employees	—	X	X	X
	Establishments with 1,000 employees or more	—	X	X	X
45431	Fuel dealers				
	All establishments	10	116	1 253	5 030
	Establishments with 1 to 4 employees	1	X	X	X
	Establishments with 5 to 9 employees	2	X	X	X
	Establishments with 10 to 19 employees	6	X	X	X
	Establishments with 20 to 49 employees	1	X	X	X
	Establishments with 50 to 99 employees	—	X	X	X
	Establishments with 100 to 249 employees	—	X	X	X
	Establishments with 250 to 499 employees	—	X	X	X
	Establishments with 500 to 999 employees	—	X	X	X
	Establishments with 1,000 employees or more	—	X	X	X
48-49	Transportation and warehousing				
	All establishments	108	3 700	29 959	140 477
	Establishments with 1 to 4 employees	50	X	X	X
	Establishments with 5 to 9 employees	21	X	X	X
	Establishments with 10 to 19 employees	11	X	X	X
	Establishments with 20 to 49 employees	12	X	X	X
	Establishments with 50 to 99 employees	7	X	X	X
	Establishments with 100 to 249 employees	4	X	X	X
	Establishments with 250 to 499 employees	2	X	X	X
	Establishments with 500 to 999 employees	—	X	X	X
	Establishments with 1,000 employees or more	1	X	X	X

See footnotes at end of table.

Table 5. Establishments, Employees, and Payroll by Industry and Employment Size of Establishments by County: 2004—Con.

[Excludes most government employees, railroad employees, and self-employed persons. Size class 1 to 4 employees includes establishments having payroll, but no employees, during mid-March pay period. For meaning of abbreviations and symbols, see introductory text. For explanation of terms, see Appendix A. For statement on reliability, see the note at the end of the table and Appendix C]

NAICS code	Geography, kind of business, and employment size class	Establishments (number)	Paid employees for pay period including March 12 (number)	First-quarter payroll (\$1,000)	Annual payroll (\$1,000)
	CUMBERLAND—Con.				
48-49	Transportation and warehousing—Con.				
484	Truck transportation				
	All establishments	67	2 353	20 043	100 379
	Establishments with 1 to 4 employees	33	X	X	X
	Establishments with 5 to 9 employees	12	X	X	X
	Establishments with 10 to 19 employees	7	X	X	X
	Establishments with 20 to 49 employees	8	X	X	X
	Establishments with 50 to 99 employees	4	X	X	X
	Establishments with 100 to 249 employees	2	X	X	X
	Establishments with 250 to 499 employees	—	X	X	X
	Establishments with 500 to 999 employees	—	X	X	X
	Establishments with 1,000 employees or more	1	X	X	X
4841	General freight trucking				
	All establishments	32	1 626	14 720	75 647
	Establishments with 1 to 4 employees	19	X	X	X
	Establishments with 5 to 9 employees	4	X	X	X
	Establishments with 10 to 19 employees	2	X	X	X
	Establishments with 20 to 49 employees	4	X	X	X
	Establishments with 50 to 99 employees	2	X	X	X
	Establishments with 100 to 249 employees	—	X	X	X
	Establishments with 250 to 499 employees	—	X	X	X
	Establishments with 500 to 999 employees	—	X	X	X
	Establishments with 1,000 employees or more	1	X	X	X
48412	General freight trucking, long-distance				
	All establishments	18	1 550	14 102	72 784
	Establishments with 1 to 4 employees	7	X	X	X
	Establishments with 5 to 9 employees	3	X	X	X
	Establishments with 10 to 19 employees	2	X	X	X
	Establishments with 20 to 49 employees	4	X	X	X
	Establishments with 50 to 99 employees	1	X	X	X
	Establishments with 100 to 249 employees	—	X	X	X
	Establishments with 250 to 499 employees	—	X	X	X
	Establishments with 500 to 999 employees	—	X	X	X
	Establishments with 1,000 employees or more	1	X	X	X
484121	General freight trucking, long-distance, truckload (tl)				
	All establishments	11	g	D	D
	Establishments with 1 to 4 employees	6	X	X	X
	Establishments with 5 to 9 employees	2	X	X	X
	Establishments with 10 to 19 employees	—	X	X	X
	Establishments with 20 to 49 employees	1	X	X	X
	Establishments with 50 to 99 employees	1	X	X	X
	Establishments with 100 to 249 employees	—	X	X	X
	Establishments with 250 to 499 employees	—	X	X	X
	Establishments with 500 to 999 employees	—	X	X	X
	Establishments with 1,000 employees or more	1	X	X	X
484122	General freight trucking, long-distance, less than truckload (ltl)				
	All establishments	7	c	D	D
	Establishments with 1 to 4 employees	1	X	X	X
	Establishments with 5 to 9 employees	1	X	X	X
	Establishments with 10 to 19 employees	2	X	X	X
	Establishments with 20 to 49 employees	3	X	X	X
	Establishments with 50 to 99 employees	—	X	X	X
	Establishments with 100 to 249 employees	—	X	X	X
	Establishments with 250 to 499 employees	—	X	X	X
	Establishments with 500 to 999 employees	—	X	X	X
	Establishments with 1,000 employees or more	—	X	X	X
4842	Specialized freight trucking				
	All establishments	35	727	5 323	24 732
	Establishments with 1 to 4 employees	14	X	X	X
	Establishments with 5 to 9 employees	8	X	X	X
	Establishments with 10 to 19 employees	5	X	X	X
	Establishments with 20 to 49 employees	4	X	X	X
	Establishments with 50 to 99 employees	2	X	X	X
	Establishments with 100 to 249 employees	2	X	X	X
	Establishments with 250 to 499 employees	—	X	X	X
	Establishments with 500 to 999 employees	—	X	X	X
	Establishments with 1,000 employees or more	—	X	X	X
48422	Specialized freight (except used goods) trucking, local				
	All establishments	17	c	D	D
	Establishments with 1 to 4 employees	8	X	X	X
	Establishments with 5 to 9 employees	3	X	X	X
	Establishments with 10 to 19 employees	3	X	X	X
	Establishments with 20 to 49 employees	2	X	X	X
	Establishments with 50 to 99 employees	1	X	X	X
	Establishments with 100 to 249 employees	—	X	X	X
	Establishments with 250 to 499 employees	—	X	X	X
	Establishments with 500 to 999 employees	—	X	X	X
	Establishments with 1,000 employees or more	—	X	X	X

See footnotes at end of table.

Table 5. Establishments, Employees, and Payroll by Industry and Employment Size of Establishments by County: 2004—Con.

[Excludes most government employees, railroad employees, and self-employed persons. Size class 1 to 4 employees includes establishments having payroll, but no employees, during mid-March pay period. For meaning of abbreviations and symbols, see introductory text. For explanation of terms, see Appendix A. For statement on reliability, see the note at the end of the table and Appendix C]

NAICS code	Geography, kind of business, and employment size class	Establishments (number)	Paid employees for pay period including March 12 (number)	First-quarter payroll (\$1,000)	Annual payroll (\$1,000)
	CUMBERLAND—Con.				
48-49	Transportation and warehousing—Con.				
484	Truck transportation—Con.				
4842	Specialized freight trucking—Con.				
48422	Specialized freight (except used goods) trucking, local—Con.				
484220	Specialized freight (except used goods) trucking, local				
	All establishments	17	c	D	D
	Establishments with 1 to 4 employees	8	X	X	X
	Establishments with 5 to 9 employees	3	X	X	X
	Establishments with 10 to 19 employees	3	X	X	X
	Establishments with 20 to 49 employees	2	X	X	X
	Establishments with 50 to 99 employees	1	X	X	X
	Establishments with 100 to 249 employees	—	X	X	X
	Establishments with 250 to 499 employees	—	X	X	X
	Establishments with 500 to 999 employees	—	X	X	X
	Establishments with 1,000 employees or more	—	X	X	X
48423	Specialized freight (except used goods) trucking, long-distance				
	All establishments	14	414	3 042	13 919
	Establishments with 1 to 4 employees	4	X	X	X
	Establishments with 5 to 9 employees	5	X	X	X
	Establishments with 10 to 19 employees	1	X	X	X
	Establishments with 20 to 49 employees	2	X	X	X
	Establishments with 50 to 99 employees	—	X	X	X
	Establishments with 100 to 249 employees	2	X	X	X
	Establishments with 250 to 499 employees	—	X	X	X
	Establishments with 500 to 999 employees	—	X	X	X
	Establishments with 1,000 employees or more	—	X	X	X
484230	Specialized freight (except used goods) trucking, long-distance				
	All establishments	14	414	3 042	13 919
	Establishments with 1 to 4 employees	4	X	X	X
	Establishments with 5 to 9 employees	5	X	X	X
	Establishments with 10 to 19 employees	1	X	X	X
	Establishments with 20 to 49 employees	2	X	X	X
	Establishments with 50 to 99 employees	—	X	X	X
	Establishments with 100 to 249 employees	2	X	X	X
	Establishments with 250 to 499 employees	—	X	X	X
	Establishments with 500 to 999 employees	—	X	X	X
	Establishments with 1,000 employees or more	—	X	X	X
485	Transit and ground passenger transportation				
	All establishments	8	465	1 338	5 629
	Establishments with 1 to 4 employees	4	X	X	X
	Establishments with 5 to 9 employees	1	X	X	X
	Establishments with 10 to 19 employees	—	X	X	X
	Establishments with 20 to 49 employees	—	X	X	X
	Establishments with 50 to 99 employees	2	X	X	X
	Establishments with 100 to 249 employees	—	X	X	X
	Establishments with 250 to 499 employees	1	X	X	X
	Establishments with 500 to 999 employees	—	X	X	X
	Establishments with 1,000 employees or more	—	X	X	X
4854	School and employee bus transportation				
	All establishments	4	449	1 301	5 442
	Establishments with 1 to 4 employees	1	X	X	X
	Establishments with 5 to 9 employees	—	X	X	X
	Establishments with 10 to 19 employees	—	X	X	X
	Establishments with 20 to 49 employees	—	X	X	X
	Establishments with 50 to 99 employees	2	X	X	X
	Establishments with 100 to 249 employees	—	X	X	X
	Establishments with 250 to 499 employees	1	X	X	X
	Establishments with 500 to 999 employees	—	X	X	X
	Establishments with 1,000 employees or more	—	X	X	X
48541	School and employee bus transportation				
	All establishments	4	449	1 301	5 442
	Establishments with 1 to 4 employees	1	X	X	X
	Establishments with 5 to 9 employees	—	X	X	X
	Establishments with 10 to 19 employees	—	X	X	X
	Establishments with 20 to 49 employees	—	X	X	X
	Establishments with 50 to 99 employees	2	X	X	X
	Establishments with 100 to 249 employees	—	X	X	X
	Establishments with 250 to 499 employees	1	X	X	X
	Establishments with 500 to 999 employees	—	X	X	X
	Establishments with 1,000 employees or more	—	X	X	X
485410	School and employee bus transportation				
	All establishments	4	449	1 301	5 442
	Establishments with 1 to 4 employees	1	X	X	X
	Establishments with 5 to 9 employees	—	X	X	X
	Establishments with 10 to 19 employees	—	X	X	X
	Establishments with 20 to 49 employees	—	X	X	X
	Establishments with 50 to 99 employees	2	X	X	X
	Establishments with 100 to 249 employees	—	X	X	X
	Establishments with 250 to 499 employees	1	X	X	X
	Establishments with 500 to 999 employees	—	X	X	X
	Establishments with 1,000 employees or more	—	X	X	X

See footnotes at end of table.

Table 5. Establishments, Employees, and Payroll by Industry and Employment Size of Establishments by County: 2004—Con.

[Excludes most government employees, railroad employees, and self-employed persons. Size class 1 to 4 employees includes establishments having payroll, but no employees, during mid-March pay period. For meaning of abbreviations and symbols, see introductory text. For explanation of terms, see Appendix A. For statement on reliability, see the note at the end of the table and Appendix C]

NAICS code	Geography, kind of business, and employment size class	Establishments (number)	Paid employees for pay period including March 12 (number)	First-quarter payroll (\$1,000)	Annual payroll (\$1,000)
	CUMBERLAND—Con.				
48-49	Transportation and warehousing—Con.				
488	Support activities for transportation				
	All establishments	14	c	D	D
	Establishments with 1 to 4 employees	9	X	X	X
	Establishments with 5 to 9 employees	4	X	X	X
	Establishments with 10 to 19 employees	—	X	X	X
	Establishments with 20 to 49 employees	—	X	X	X
	Establishments with 50 to 99 employees	1	X	X	X
	Establishments with 100 to 249 employees	—	X	X	X
	Establishments with 250 to 499 employees	—	X	X	X
	Establishments with 500 to 999 employees	—	X	X	X
	Establishments with 1,000 employees or more	—	X	X	X
492	Couriers and messengers				
	All establishments	5	e	D	D
	Establishments with 1 to 4 employees	2	X	X	X
	Establishments with 5 to 9 employees	—	X	X	X
	Establishments with 10 to 19 employees	—	X	X	X
	Establishments with 20 to 49 employees	1	X	X	X
	Establishments with 50 to 99 employees	—	X	X	X
	Establishments with 100 to 249 employees	1	X	X	X
	Establishments with 250 to 499 employees	1	X	X	X
	Establishments with 500 to 999 employees	—	X	X	X
	Establishments with 1,000 employees or more	—	X	X	X
4921	Couriers				
	All establishments	4	e	D	D
	Establishments with 1 to 4 employees	1	X	X	X
	Establishments with 5 to 9 employees	—	X	X	X
	Establishments with 10 to 19 employees	—	X	X	X
	Establishments with 20 to 49 employees	1	X	X	X
	Establishments with 50 to 99 employees	—	X	X	X
	Establishments with 100 to 249 employees	1	X	X	X
	Establishments with 250 to 499 employees	1	X	X	X
	Establishments with 500 to 999 employees	—	X	X	X
	Establishments with 1,000 employees or more	—	X	X	X
49211	Couriers				
	All establishments	4	e	D	D
	Establishments with 1 to 4 employees	1	X	X	X
	Establishments with 5 to 9 employees	—	X	X	X
	Establishments with 10 to 19 employees	—	X	X	X
	Establishments with 20 to 49 employees	1	X	X	X
	Establishments with 50 to 99 employees	—	X	X	X
	Establishments with 100 to 249 employees	1	X	X	X
	Establishments with 250 to 499 employees	1	X	X	X
	Establishments with 500 to 999 employees	—	X	X	X
	Establishments with 1,000 employees or more	—	X	X	X
492110	Couriers				
	All establishments	4	e	D	D
	Establishments with 1 to 4 employees	1	X	X	X
	Establishments with 5 to 9 employees	—	X	X	X
	Establishments with 10 to 19 employees	—	X	X	X
	Establishments with 20 to 49 employees	1	X	X	X
	Establishments with 50 to 99 employees	—	X	X	X
	Establishments with 100 to 249 employees	1	X	X	X
	Establishments with 250 to 499 employees	1	X	X	X
	Establishments with 500 to 999 employees	—	X	X	X
	Establishments with 1,000 employees or more	—	X	X	X
493	Warehousing and storage				
	All establishments	14	317	2 726	11 012
	Establishments with 1 to 4 employees	2	X	X	X
	Establishments with 5 to 9 employees	4	X	X	X
	Establishments with 10 to 19 employees	4	X	X	X
	Establishments with 20 to 49 employees	3	X	X	X
	Establishments with 50 to 99 employees	—	X	X	X
	Establishments with 100 to 249 employees	1	X	X	X
	Establishments with 250 to 499 employees	—	X	X	X
	Establishments with 500 to 999 employees	—	X	X	X
	Establishments with 1,000 employees or more	—	X	X	X
4931	Warehousing and storage				
	All establishments	14	317	2 726	11 012
	Establishments with 1 to 4 employees	2	X	X	X
	Establishments with 5 to 9 employees	4	X	X	X
	Establishments with 10 to 19 employees	4	X	X	X
	Establishments with 20 to 49 employees	3	X	X	X
	Establishments with 50 to 99 employees	—	X	X	X
	Establishments with 100 to 249 employees	1	X	X	X
	Establishments with 250 to 499 employees	—	X	X	X
	Establishments with 500 to 999 employees	—	X	X	X
	Establishments with 1,000 employees or more	—	X	X	X

See footnotes at end of table.

Table 5. Establishments, Employees, and Payroll by Industry and Employment Size of Establishments by County: 2004—Con.

[Excludes most government employees, railroad employees, and self-employed persons. Size class 1 to 4 employees includes establishments having payroll, but no employees, during mid-March pay period. For meaning of abbreviations and symbols, see introductory text. For explanation of terms, see Appendix A. For statement on reliability, see the note at the end of the table and Appendix C]

NAICS code	Geography, kind of business, and employment size class	Establishments (number)	Paid employees for pay period including March 12 (number)	First-quarter payroll (\$1,000)	Annual payroll (\$1,000)
	CUMBERLAND—Con.				
48-49	Transportation and warehousing—Con.				
493	Warehousing and storage—Con.				
4931	Warehousing and storage—Con.				
49311	General warehousing and storage				
	All establishments	6	219	1 778	7 163
	Establishments with 1 to 4 employees	1	X	X	X
	Establishments with 5 to 9 employees	1	X	X	X
	Establishments with 10 to 19 employees	2	X	X	X
	Establishments with 20 to 49 employees	1	X	X	X
	Establishments with 50 to 99 employees	—	X	X	X
	Establishments with 100 to 249 employees	1	X	X	X
	Establishments with 250 to 499 employees	—	X	X	X
	Establishments with 500 to 999 employees	—	X	X	X
	Establishments with 1,000 employees or more	—	X	X	X
493110	General warehousing and storage				
	All establishments	6	219	1 778	7 163
	Establishments with 1 to 4 employees	1	X	X	X
	Establishments with 5 to 9 employees	1	X	X	X
	Establishments with 10 to 19 employees	2	X	X	X
	Establishments with 20 to 49 employees	1	X	X	X
	Establishments with 50 to 99 employees	—	X	X	X
	Establishments with 100 to 249 employees	1	X	X	X
	Establishments with 250 to 499 employees	—	X	X	X
	Establishments with 500 to 999 employees	—	X	X	X
	Establishments with 1,000 employees or more	—	X	X	X
51	Information				
	All establishments	35	753	8 074	28 207
	Establishments with 1 to 4 employees	16	X	X	X
	Establishments with 5 to 9 employees	4	X	X	X
	Establishments with 10 to 19 employees	6	X	X	X
	Establishments with 20 to 49 employees	4	X	X	X
	Establishments with 50 to 99 employees	2	X	X	X
	Establishments with 100 to 249 employees	3	X	X	X
	Establishments with 250 to 499 employees	—	X	X	X
	Establishments with 500 to 999 employees	—	X	X	X
	Establishments with 1,000 employees or more	—	X	X	X
511	Publishing industries (except Internet)				
	All establishments	6	e	D	D
	Establishments with 1 to 4 employees	—	X	X	X
	Establishments with 5 to 9 employees	1	X	X	X
	Establishments with 10 to 19 employees	2	X	X	X
	Establishments with 20 to 49 employees	1	X	X	X
	Establishments with 50 to 99 employees	1	X	X	X
	Establishments with 100 to 249 employees	1	X	X	X
	Establishments with 250 to 499 employees	—	X	X	X
	Establishments with 500 to 999 employees	—	X	X	X
	Establishments with 1,000 employees or more	—	X	X	X
5111	Newspaper, periodical, book, and directory publishers				
	All establishments	5	244	1 381	5 749
	Establishments with 1 to 4 employees	—	X	X	X
	Establishments with 5 to 9 employees	—	X	X	X
	Establishments with 10 to 19 employees	2	X	X	X
	Establishments with 20 to 49 employees	1	X	X	X
	Establishments with 50 to 99 employees	1	X	X	X
	Establishments with 100 to 249 employees	1	X	X	X
	Establishments with 250 to 499 employees	—	X	X	X
	Establishments with 500 to 999 employees	—	X	X	X
	Establishments with 1,000 employees or more	—	X	X	X
51111	Newspaper publishers				
	All establishments	5	244	1 381	5 749
	Establishments with 1 to 4 employees	—	X	X	X
	Establishments with 5 to 9 employees	—	X	X	X
	Establishments with 10 to 19 employees	2	X	X	X
	Establishments with 20 to 49 employees	1	X	X	X
	Establishments with 50 to 99 employees	1	X	X	X
	Establishments with 100 to 249 employees	1	X	X	X
	Establishments with 250 to 499 employees	—	X	X	X
	Establishments with 500 to 999 employees	—	X	X	X
	Establishments with 1,000 employees or more	—	X	X	X
511110	Newspaper publishers				
	All establishments	5	244	1 381	5 749
	Establishments with 1 to 4 employees	—	X	X	X
	Establishments with 5 to 9 employees	—	X	X	X
	Establishments with 10 to 19 employees	2	X	X	X
	Establishments with 20 to 49 employees	1	X	X	X
	Establishments with 50 to 99 employees	1	X	X	X
	Establishments with 100 to 249 employees	1	X	X	X
	Establishments with 250 to 499 employees	—	X	X	X
	Establishments with 500 to 999 employees	—	X	X	X
	Establishments with 1,000 employees or more	—	X	X	X

See footnotes at end of table.

Table 5. Establishments, Employees, and Payroll by Industry and Employment Size of Establishments by County: 2004—Con.

[Excludes most government employees, railroad employees, and self-employed persons. Size class 1 to 4 employees includes establishments having payroll, but no employees, during mid-March pay period. For meaning of abbreviations and symbols, see introductory text. For explanation of terms, see Appendix A. For statement on reliability, see the note at the end of the table and Appendix C]

NAICS code	Geography, kind of business, and employment size class	Establishments (number)	Paid employees for pay period including March 12 (number)	First-quarter payroll (\$1,000)	Annual payroll (\$1,000)
	CUMBERLAND—Con.				
51	Information—Con.				
517	Telecommunications				
	All establishments	19	422	4 844	18 187
	Establishments with 1 to 4 employees	10	X	X	X
	Establishments with 5 to 9 employees	3	X	X	X
	Establishments with 10 to 19 employees	2	X	X	X
	Establishments with 20 to 49 employees	1	X	X	X
	Establishments with 50 to 99 employees	1	X	X	X
	Establishments with 100 to 249 employees	2	X	X	X
	Establishments with 250 to 499 employees	—	X	X	X
	Establishments with 500 to 999 employees	—	X	X	X
	Establishments with 1,000 employees or more	—	X	X	X
5171	Wired telecommunications carriers				
	All establishments	6	c	D	D
	Establishments with 1 to 4 employees	3	X	X	X
	Establishments with 5 to 9 employees	1	X	X	X
	Establishments with 10 to 19 employees	—	X	X	X
	Establishments with 20 to 49 employees	—	X	X	X
	Establishments with 50 to 99 employees	1	X	X	X
	Establishments with 100 to 249 employees	1	X	X	X
	Establishments with 250 to 499 employees	—	X	X	X
	Establishments with 500 to 999 employees	—	X	X	X
	Establishments with 1,000 employees or more	—	X	X	X
51711	Wired telecommunications carriers				
	All establishments	6	c	D	D
	Establishments with 1 to 4 employees	3	X	X	X
	Establishments with 5 to 9 employees	1	X	X	X
	Establishments with 10 to 19 employees	—	X	X	X
	Establishments with 20 to 49 employees	—	X	X	X
	Establishments with 50 to 99 employees	1	X	X	X
	Establishments with 100 to 249 employees	1	X	X	X
	Establishments with 250 to 499 employees	—	X	X	X
	Establishments with 500 to 999 employees	—	X	X	X
	Establishments with 1,000 employees or more	—	X	X	X
517110	Wired telecommunications carriers				
	All establishments	6	c	D	D
	Establishments with 1 to 4 employees	3	X	X	X
	Establishments with 5 to 9 employees	1	X	X	X
	Establishments with 10 to 19 employees	—	X	X	X
	Establishments with 20 to 49 employees	—	X	X	X
	Establishments with 50 to 99 employees	1	X	X	X
	Establishments with 100 to 249 employees	1	X	X	X
	Establishments with 250 to 499 employees	—	X	X	X
	Establishments with 500 to 999 employees	—	X	X	X
	Establishments with 1,000 employees or more	—	X	X	X
5175	Cable and other program distribution				
	All establishments	8	194	1 858	8 426
	Establishments with 1 to 4 employees	5	X	X	X
	Establishments with 5 to 9 employees	—	X	X	X
	Establishments with 10 to 19 employees	2	X	X	X
	Establishments with 20 to 49 employees	—	X	X	X
	Establishments with 50 to 99 employees	—	X	X	X
	Establishments with 100 to 249 employees	1	X	X	X
	Establishments with 250 to 499 employees	—	X	X	X
	Establishments with 500 to 999 employees	—	X	X	X
	Establishments with 1,000 employees or more	—	X	X	X
51751	Cable and other program distribution				
	All establishments	8	194	1 858	8 426
	Establishments with 1 to 4 employees	5	X	X	X
	Establishments with 5 to 9 employees	—	X	X	X
	Establishments with 10 to 19 employees	2	X	X	X
	Establishments with 20 to 49 employees	—	X	X	X
	Establishments with 50 to 99 employees	—	X	X	X
	Establishments with 100 to 249 employees	1	X	X	X
	Establishments with 250 to 499 employees	—	X	X	X
	Establishments with 500 to 999 employees	—	X	X	X
	Establishments with 1,000 employees or more	—	X	X	X
517510	Cable and other program distribution				
	All establishments	8	194	1 858	8 426
	Establishments with 1 to 4 employees	5	X	X	X
	Establishments with 5 to 9 employees	—	X	X	X
	Establishments with 10 to 19 employees	2	X	X	X
	Establishments with 20 to 49 employees	—	X	X	X
	Establishments with 50 to 99 employees	—	X	X	X
	Establishments with 100 to 249 employees	1	X	X	X
	Establishments with 250 to 499 employees	—	X	X	X
	Establishments with 500 to 999 employees	—	X	X	X
	Establishments with 1,000 employees or more	—	X	X	X

See footnotes at end of table.

Table 5. Establishments, Employees, and Payroll by Industry and Employment Size of Establishments by County: 2004—Con.

[Excludes most government employees, railroad employees, and self-employed persons. Size class 1 to 4 employees includes establishments having payroll, but no employees, during mid-March pay period. For meaning of abbreviations and symbols, see introductory text. For explanation of terms, see Appendix A. For statement on reliability, see the note at the end of the table and Appendix C]

NAICS code	Geography, kind of business, and employment size class	Establishments (number)	Paid employees for pay period including March 12 (number)	First-quarter payroll (\$1,000)	Annual payroll (\$1,000)
	CUMBERLAND—Con.				
52	Finance and insurance				
	All establishments	128	1 462	15 123	65 719
	Establishments with 1 to 4 employees	53	X	X	X
	Establishments with 5 to 9 employees	34	X	X	X
	Establishments with 10 to 19 employees	29	X	X	X
	Establishments with 20 to 49 employees	6	X	X	X
	Establishments with 50 to 99 employees	4	X	X	X
	Establishments with 100 to 249 employees	2	X	X	X
	Establishments with 250 to 499 employees	—	X	X	X
	Establishments with 500 to 999 employees	—	X	X	X
	Establishments with 1,000 employees or more	—	X	X	X
522	Credit intermediation and related activities				
	All establishments	68	912	8 302	34 825
	Establishments with 1 to 4 employees	19	X	X	X
	Establishments with 5 to 9 employees	23	X	X	X
	Establishments with 10 to 19 employees	20	X	X	X
	Establishments with 20 to 49 employees	4	X	X	X
	Establishments with 50 to 99 employees	—	X	X	X
	Establishments with 100 to 249 employees	2	X	X	X
	Establishments with 250 to 499 employees	—	X	X	X
	Establishments with 500 to 999 employees	—	X	X	X
	Establishments with 1,000 employees or more	—	X	X	X
5221	Depository credit intermediation				
	All establishments	56	840	7 793	32 926
	Establishments with 1 to 4 employees	12	X	X	X
	Establishments with 5 to 9 employees	20	X	X	X
	Establishments with 10 to 19 employees	18	X	X	X
	Establishments with 20 to 49 employees	4	X	X	X
	Establishments with 50 to 99 employees	—	X	X	X
	Establishments with 100 to 249 employees	2	X	X	X
	Establishments with 250 to 499 employees	—	X	X	X
	Establishments with 500 to 999 employees	—	X	X	X
	Establishments with 1,000 employees or more	—	X	X	X
52211	Commercial banking				
	All establishments	41	662	6 515	27 068
	Establishments with 1 to 4 employees	9	X	X	X
	Establishments with 5 to 9 employees	17	X	X	X
	Establishments with 10 to 19 employees	11	X	X	X
	Establishments with 20 to 49 employees	2	X	X	X
	Establishments with 50 to 99 employees	—	X	X	X
	Establishments with 100 to 249 employees	2	X	X	X
	Establishments with 250 to 499 employees	—	X	X	X
	Establishments with 500 to 999 employees	—	X	X	X
	Establishments with 1,000 employees or more	—	X	X	X
522110	Commercial banking				
	All establishments	41	662	6 515	27 068
	Establishments with 1 to 4 employees	9	X	X	X
	Establishments with 5 to 9 employees	17	X	X	X
	Establishments with 10 to 19 employees	11	X	X	X
	Establishments with 20 to 49 employees	2	X	X	X
	Establishments with 50 to 99 employees	—	X	X	X
	Establishments with 100 to 249 employees	2	X	X	X
	Establishments with 250 to 499 employees	—	X	X	X
	Establishments with 500 to 999 employees	—	X	X	X
	Establishments with 1,000 employees or more	—	X	X	X
52212	Savings institutions				
	All establishments	8	113	911	4 257
	Establishments with 1 to 4 employees	1	X	X	X
	Establishments with 5 to 9 employees	1	X	X	X
	Establishments with 10 to 19 employees	5	X	X	X
	Establishments with 20 to 49 employees	1	X	X	X
	Establishments with 50 to 99 employees	—	X	X	X
	Establishments with 100 to 249 employees	—	X	X	X
	Establishments with 250 to 499 employees	—	X	X	X
	Establishments with 500 to 999 employees	—	X	X	X
	Establishments with 1,000 employees or more	—	X	X	X
522120	Savings institutions				
	All establishments	8	113	911	4 257
	Establishments with 1 to 4 employees	1	X	X	X
	Establishments with 5 to 9 employees	1	X	X	X
	Establishments with 10 to 19 employees	5	X	X	X
	Establishments with 20 to 49 employees	1	X	X	X
	Establishments with 50 to 99 employees	—	X	X	X
	Establishments with 100 to 249 employees	—	X	X	X
	Establishments with 250 to 499 employees	—	X	X	X
	Establishments with 500 to 999 employees	—	X	X	X
	Establishments with 1,000 employees or more	—	X	X	X

See footnotes at end of table.

Table 5. Establishments, Employees, and Payroll by Industry and Employment Size of Establishments by County: 2004—Con.

[Excludes most government employees, railroad employees, and self-employed persons. Size class 1 to 4 employees includes establishments having payroll, but no employees, during mid-March pay period. For meaning of abbreviations and symbols, see introductory text. For explanation of terms, see Appendix A. For statement on reliability, see the note at the end of the table and Appendix C]

NAICS code	Geography, kind of business, and employment size class	Establishments (number)	Paid employees for pay period including March 12 (number)	First-quarter payroll (\$1,000)	Annual payroll (\$1,000)
	CUMBERLAND—Con.				
52	Finance and insurance—Con.				
524	Insurance carriers and related activities				
	All establishments	42	399	4 552	19 718
	Establishments with 1 to 4 employees	21	X	X	X
	Establishments with 5 to 9 employees	11	X	X	X
	Establishments with 10 to 19 employees	6	X	X	X
	Establishments with 20 to 49 employees	1	X	X	X
	Establishments with 50 to 99 employees	3	X	X	X
	Establishments with 100 to 249 employees	—	X	X	X
	Establishments with 250 to 499 employees	—	X	X	X
	Establishments with 500 to 999 employees	—	X	X	X
	Establishments with 1,000 employees or more	—	X	X	X
5241	Insurance carriers				
	All establishments	10	c	D	D
	Establishments with 1 to 4 employees	3	X	X	X
	Establishments with 5 to 9 employees	2	X	X	X
	Establishments with 10 to 19 employees	2	X	X	X
	Establishments with 20 to 49 employees	—	X	X	X
	Establishments with 50 to 99 employees	3	X	X	X
	Establishments with 100 to 249 employees	—	X	X	X
	Establishments with 250 to 499 employees	—	X	X	X
	Establishments with 500 to 999 employees	—	X	X	X
	Establishments with 1,000 employees or more	—	X	X	X
52411	Direct life, health, and medical insurance carriers				
	All establishments	5	c	D	D
	Establishments with 1 to 4 employees	2	X	X	X
	Establishments with 5 to 9 employees	1	X	X	X
	Establishments with 10 to 19 employees	1	X	X	X
	Establishments with 20 to 49 employees	—	X	X	X
	Establishments with 50 to 99 employees	1	X	X	X
	Establishments with 100 to 249 employees	—	X	X	X
	Establishments with 250 to 499 employees	—	X	X	X
	Establishments with 500 to 999 employees	—	X	X	X
	Establishments with 1,000 employees or more	—	X	X	X
524113	Direct life insurance carriers				
	All establishments	4	c	D	D
	Establishments with 1 to 4 employees	2	X	X	X
	Establishments with 5 to 9 employees	—	X	X	X
	Establishments with 10 to 19 employees	1	X	X	X
	Establishments with 20 to 49 employees	—	X	X	X
	Establishments with 50 to 99 employees	1	X	X	X
	Establishments with 100 to 249 employees	—	X	X	X
	Establishments with 250 to 499 employees	—	X	X	X
	Establishments with 500 to 999 employees	—	X	X	X
	Establishments with 1,000 employees or more	—	X	X	X
52412	Direct insurance (except life, health, and medical) carriers				
	All establishments	5	c	D	D
	Establishments with 1 to 4 employees	1	X	X	X
	Establishments with 5 to 9 employees	1	X	X	X
	Establishments with 10 to 19 employees	1	X	X	X
	Establishments with 20 to 49 employees	—	X	X	X
	Establishments with 50 to 99 employees	2	X	X	X
	Establishments with 100 to 249 employees	—	X	X	X
	Establishments with 250 to 499 employees	—	X	X	X
	Establishments with 500 to 999 employees	—	X	X	X
	Establishments with 1,000 employees or more	—	X	X	X
524126	Direct property and casualty insurance carriers				
	All establishments	3	c	D	D
	Establishments with 1 to 4 employees	1	X	X	X
	Establishments with 5 to 9 employees	—	X	X	X
	Establishments with 10 to 19 employees	—	X	X	X
	Establishments with 20 to 49 employees	—	X	X	X
	Establishments with 50 to 99 employees	2	X	X	X
	Establishments with 100 to 249 employees	—	X	X	X
	Establishments with 250 to 499 employees	—	X	X	X
	Establishments with 500 to 999 employees	—	X	X	X
	Establishments with 1,000 employees or more	—	X	X	X
5242	Agencies, brokerages, and other insurance related activities				
	All establishments	32	c	D	D
	Establishments with 1 to 4 employees	18	X	X	X
	Establishments with 5 to 9 employees	9	X	X	X
	Establishments with 10 to 19 employees	4	X	X	X
	Establishments with 20 to 49 employees	1	X	X	X
	Establishments with 50 to 99 employees	—	X	X	X
	Establishments with 100 to 249 employees	—	X	X	X
	Establishments with 250 to 499 employees	—	X	X	X
	Establishments with 500 to 999 employees	—	X	X	X
	Establishments with 1,000 employees or more	—	X	X	X

See footnotes at end of table.

Table 5. Establishments, Employees, and Payroll by Industry and Employment Size of Establishments by County: 2004—Con.

[Excludes most government employees, railroad employees, and self-employed persons. Size class 1 to 4 employees includes establishments having payroll, but no employees, during mid-March pay period. For meaning of abbreviations and symbols, see introductory text. For explanation of terms, see Appendix A. For statement on reliability, see the note at the end of the table and Appendix C]

NAICS code	Geography, kind of business, and employment size class	Establishments (number)	Paid employees for pay period including March 12 (number)	First-quarter payroll (\$1,000)	Annual payroll (\$1,000)
	CUMBERLAND—Con.				
52	Finance and insurance—Con.				
524	Insurance carriers and related activities—Con.				
5242	Agencies, brokerages, and other insurance related activities—Con.				
52421	Insurance agencies and brokerages				
	All establishments	31	165	1 948	9 598
	Establishments with 1 to 4 employees	17	X	X	X
	Establishments with 5 to 9 employees	9	X	X	X
	Establishments with 10 to 19 employees	4	X	X	X
	Establishments with 20 to 49 employees	1	X	X	X
	Establishments with 50 to 99 employees	—	X	X	X
	Establishments with 100 to 249 employees	—	X	X	X
	Establishments with 250 to 499 employees	—	X	X	X
	Establishments with 500 to 999 employees	—	X	X	X
	Establishments with 1,000 employees or more	—	X	X	X
524210	Insurance agencies and brokerages				
	All establishments	31	165	1 948	9 598
	Establishments with 1 to 4 employees	17	X	X	X
	Establishments with 5 to 9 employees	9	X	X	X
	Establishments with 10 to 19 employees	4	X	X	X
	Establishments with 20 to 49 employees	1	X	X	X
	Establishments with 50 to 99 employees	—	X	X	X
	Establishments with 100 to 249 employees	—	X	X	X
	Establishments with 250 to 499 employees	—	X	X	X
	Establishments with 500 to 999 employees	—	X	X	X
	Establishments with 1,000 employees or more	—	X	X	X
53	Real estate and rental and leasing				
	All establishments	112	536	3 035	13 661
	Establishments with 1 to 4 employees	77	X	X	X
	Establishments with 5 to 9 employees	21	X	X	X
	Establishments with 10 to 19 employees	8	X	X	X
	Establishments with 20 to 49 employees	6	X	X	X
	Establishments with 50 to 99 employees	—	X	X	X
	Establishments with 100 to 249 employees	—	X	X	X
	Establishments with 250 to 499 employees	—	X	X	X
	Establishments with 500 to 999 employees	—	X	X	X
	Establishments with 1,000 employees or more	—	X	X	X
531	Real estate				
	All establishments	91	384	2 249	9 978
	Establishments with 1 to 4 employees	67	X	X	X
	Establishments with 5 to 9 employees	17	X	X	X
	Establishments with 10 to 19 employees	2	X	X	X
	Establishments with 20 to 49 employees	5	X	X	X
	Establishments with 50 to 99 employees	—	X	X	X
	Establishments with 100 to 249 employees	—	X	X	X
	Establishments with 250 to 499 employees	—	X	X	X
	Establishments with 500 to 999 employees	—	X	X	X
	Establishments with 1,000 employees or more	—	X	X	X
5311	Lessors of real estate				
	All establishments	59	291	1 584	7 017
	Establishments with 1 to 4 employees	40	X	X	X
	Establishments with 5 to 9 employees	13	X	X	X
	Establishments with 10 to 19 employees	2	X	X	X
	Establishments with 20 to 49 employees	4	X	X	X
	Establishments with 50 to 99 employees	—	X	X	X
	Establishments with 100 to 249 employees	—	X	X	X
	Establishments with 250 to 499 employees	—	X	X	X
	Establishments with 500 to 999 employees	—	X	X	X
	Establishments with 1,000 employees or more	—	X	X	X
53111	Lessors of residential buildings and dwellings				
	All establishments	24	168	813	3 554
	Establishments with 1 to 4 employees	13	X	X	X
	Establishments with 5 to 9 employees	8	X	X	X
	Establishments with 10 to 19 employees	—	X	X	X
	Establishments with 20 to 49 employees	3	X	X	X
	Establishments with 50 to 99 employees	—	X	X	X
	Establishments with 100 to 249 employees	—	X	X	X
	Establishments with 250 to 499 employees	—	X	X	X
	Establishments with 500 to 999 employees	—	X	X	X
	Establishments with 1,000 employees or more	—	X	X	X
531110	Lessors of residential buildings and dwellings				
	All establishments	24	168	813	3 554
	Establishments with 1 to 4 employees	13	X	X	X
	Establishments with 5 to 9 employees	8	X	X	X
	Establishments with 10 to 19 employees	—	X	X	X
	Establishments with 20 to 49 employees	3	X	X	X
	Establishments with 50 to 99 employees	—	X	X	X
	Establishments with 100 to 249 employees	—	X	X	X
	Establishments with 250 to 499 employees	—	X	X	X
	Establishments with 500 to 999 employees	—	X	X	X
	Establishments with 1,000 employees or more	—	X	X	X

See footnotes at end of table.

Table 5. Establishments, Employees, and Payroll by Industry and Employment Size of Establishments by County: 2004—Con.

[Excludes most government employees, railroad employees, and self-employed persons. Size class 1 to 4 employees includes establishments having payroll, but no employees, during mid-March pay period. For meaning of abbreviations and symbols, see introductory text. For explanation of terms, see Appendix A. For statement on reliability, see the note at the end of the table and Appendix C]

NAICS code	Geography, kind of business, and employment size class	Establishments (number)	Paid employees for pay period including March 12 (number)	First-quarter payroll (\$1,000)	Annual payroll (\$1,000)
	CUMBERLAND—Con.				
53	Real estate and rental and leasing—Con.				
532	Rental and leasing services				
	All establishments	21	152	786	3 683
	Establishments with 1 to 4 employees	10	X	X	X
	Establishments with 5 to 9 employees	4	X	X	X
	Establishments with 10 to 19 employees	6	X	X	X
	Establishments with 20 to 49 employees	1	X	X	X
	Establishments with 50 to 99 employees	—	X	X	X
	Establishments with 100 to 249 employees	—	X	X	X
	Establishments with 250 to 499 employees	—	X	X	X
	Establishments with 500 to 999 employees	—	X	X	X
	Establishments with 1,000 employees or more	—	X	X	X
5322	Consumer goods rental				
	All establishments	15	106	479	2 151
	Establishments with 1 to 4 employees	6	X	X	X
	Establishments with 5 to 9 employees	4	X	X	X
	Establishments with 10 to 19 employees	5	X	X	X
	Establishments with 20 to 49 employees	—	X	X	X
	Establishments with 50 to 99 employees	—	X	X	X
	Establishments with 100 to 249 employees	—	X	X	X
	Establishments with 250 to 499 employees	—	X	X	X
	Establishments with 500 to 999 employees	—	X	X	X
	Establishments with 1,000 employees or more	—	X	X	X
54	Professional, scientific, and technical services				
	All establishments	229	1 202	9 059	41 543
	Establishments with 1 to 4 employees	140	X	X	X
	Establishments with 5 to 9 employees	53	X	X	X
	Establishments with 10 to 19 employees	27	X	X	X
	Establishments with 20 to 49 employees	9	X	X	X
	Establishments with 50 to 99 employees	—	X	X	X
	Establishments with 100 to 249 employees	—	X	X	X
	Establishments with 250 to 499 employees	—	X	X	X
	Establishments with 500 to 999 employees	—	X	X	X
	Establishments with 1,000 employees or more	—	X	X	X
541	Professional, scientific, and technical services				
	All establishments	229	1 202	9 059	41 543
	Establishments with 1 to 4 employees	140	X	X	X
	Establishments with 5 to 9 employees	53	X	X	X
	Establishments with 10 to 19 employees	27	X	X	X
	Establishments with 20 to 49 employees	9	X	X	X
	Establishments with 50 to 99 employees	—	X	X	X
	Establishments with 100 to 249 employees	—	X	X	X
	Establishments with 250 to 499 employees	—	X	X	X
	Establishments with 500 to 999 employees	—	X	X	X
	Establishments with 1,000 employees or more	—	X	X	X
5411	Legal services				
	All establishments	88	465	4 063	19 281
	Establishments with 1 to 4 employees	54	X	X	X
	Establishments with 5 to 9 employees	20	X	X	X
	Establishments with 10 to 19 employees	10	X	X	X
	Establishments with 20 to 49 employees	4	X	X	X
	Establishments with 50 to 99 employees	—	X	X	X
	Establishments with 100 to 249 employees	—	X	X	X
	Establishments with 250 to 499 employees	—	X	X	X
	Establishments with 500 to 999 employees	—	X	X	X
	Establishments with 1,000 employees or more	—	X	X	X
54111	Offices of lawyers				
	All establishments	85	e	D	D
	Establishments with 1 to 4 employees	53	X	X	X
	Establishments with 5 to 9 employees	18	X	X	X
	Establishments with 10 to 19 employees	10	X	X	X
	Establishments with 20 to 49 employees	4	X	X	X
	Establishments with 50 to 99 employees	—	X	X	X
	Establishments with 100 to 249 employees	—	X	X	X
	Establishments with 250 to 499 employees	—	X	X	X
	Establishments with 500 to 999 employees	—	X	X	X
	Establishments with 1,000 employees or more	—	X	X	X
541110	Offices of lawyers				
	All establishments	85	e	D	D
	Establishments with 1 to 4 employees	53	X	X	X
	Establishments with 5 to 9 employees	18	X	X	X
	Establishments with 10 to 19 employees	10	X	X	X
	Establishments with 20 to 49 employees	4	X	X	X
	Establishments with 50 to 99 employees	—	X	X	X
	Establishments with 100 to 249 employees	—	X	X	X
	Establishments with 250 to 499 employees	—	X	X	X
	Establishments with 500 to 999 employees	—	X	X	X
	Establishments with 1,000 employees or more	—	X	X	X

See footnotes at end of table.

Table 5. Establishments, Employees, and Payroll by Industry and Employment Size of Establishments by County: 2004—Con.

[Excludes most government employees, railroad employees, and self-employed persons. Size class 1 to 4 employees includes establishments having payroll, but no employees, during mid-March pay period. For meaning of abbreviations and symbols, see introductory text. For explanation of terms, see Appendix A. For statement on reliability, see the note at the end of the table and Appendix C]

NAICS code	Geography, kind of business, and employment size class	Establishments (number)	Paid employees for pay period including March 12 (number)	First-quarter payroll (\$1,000)	Annual payroll (\$1,000)
	CUMBERLAND—Con.				
54	Professional, scientific, and technical services—Con.				
541	Professional, scientific, and technical services—Con.				
5412	Accounting, tax preparation, bookkeeping, and payroll services				
	All establishments	51	304	1 819	7 939
	Establishments with 1 to 4 employees	27	X	X	X
	Establishments with 5 to 9 employees	13	X	X	X
	Establishments with 10 to 19 employees	9	X	X	X
	Establishments with 20 to 49 employees	2	X	X	X
	Establishments with 50 to 99 employees	—	X	X	X
	Establishments with 100 to 249 employees	—	X	X	X
	Establishments with 250 to 499 employees	—	X	X	X
	Establishments with 500 to 999 employees	—	X	X	X
	Establishments with 1,000 employees or more	—	X	X	X
54121	Accounting, tax preparation, bookkeeping, and payroll services				
	All establishments	51	304	1 819	7 939
	Establishments with 1 to 4 employees	27	X	X	X
	Establishments with 5 to 9 employees	13	X	X	X
	Establishments with 10 to 19 employees	9	X	X	X
	Establishments with 20 to 49 employees	2	X	X	X
	Establishments with 50 to 99 employees	—	X	X	X
	Establishments with 100 to 249 employees	—	X	X	X
	Establishments with 250 to 499 employees	—	X	X	X
	Establishments with 500 to 999 employees	—	X	X	X
	Establishments with 1,000 employees or more	—	X	X	X
541211	Offices of certified public accountants				
	All establishments	26	123	977	5 073
	Establishments with 1 to 4 employees	16	X	X	X
	Establishments with 5 to 9 employees	7	X	X	X
	Establishments with 10 to 19 employees	2	X	X	X
	Establishments with 20 to 49 employees	1	X	X	X
	Establishments with 50 to 99 employees	—	X	X	X
	Establishments with 100 to 249 employees	—	X	X	X
	Establishments with 250 to 499 employees	—	X	X	X
	Establishments with 500 to 999 employees	—	X	X	X
	Establishments with 1,000 employees or more	—	X	X	X
541213	Tax preparation services				
	All establishments	12	c	D	D
	Establishments with 1 to 4 employees	4	X	X	X
	Establishments with 5 to 9 employees	3	X	X	X
	Establishments with 10 to 19 employees	4	X	X	X
	Establishments with 20 to 49 employees	1	X	X	X
	Establishments with 50 to 99 employees	—	X	X	X
	Establishments with 100 to 249 employees	—	X	X	X
	Establishments with 250 to 499 employees	—	X	X	X
	Establishments with 500 to 999 employees	—	X	X	X
	Establishments with 1,000 employees or more	—	X	X	X
5413	Architectural, engineering, and related services				
	All establishments	25	192	1 733	7 851
	Establishments with 1 to 4 employees	12	X	X	X
	Establishments with 5 to 9 employees	8	X	X	X
	Establishments with 10 to 19 employees	3	X	X	X
	Establishments with 20 to 49 employees	2	X	X	X
	Establishments with 50 to 99 employees	—	X	X	X
	Establishments with 100 to 249 employees	—	X	X	X
	Establishments with 250 to 499 employees	—	X	X	X
	Establishments with 500 to 999 employees	—	X	X	X
	Establishments with 1,000 employees or more	—	X	X	X
54133	Engineering services				
	All establishments	11	127	1 241	5 723
	Establishments with 1 to 4 employees	5	X	X	X
	Establishments with 5 to 9 employees	2	X	X	X
	Establishments with 10 to 19 employees	2	X	X	X
	Establishments with 20 to 49 employees	2	X	X	X
	Establishments with 50 to 99 employees	—	X	X	X
	Establishments with 100 to 249 employees	—	X	X	X
	Establishments with 250 to 499 employees	—	X	X	X
	Establishments with 500 to 999 employees	—	X	X	X
	Establishments with 1,000 employees or more	—	X	X	X
541330	Engineering services				
	All establishments	11	127	1 241	5 723
	Establishments with 1 to 4 employees	5	X	X	X
	Establishments with 5 to 9 employees	2	X	X	X
	Establishments with 10 to 19 employees	2	X	X	X
	Establishments with 20 to 49 employees	2	X	X	X
	Establishments with 50 to 99 employees	—	X	X	X
	Establishments with 100 to 249 employees	—	X	X	X
	Establishments with 250 to 499 employees	—	X	X	X
	Establishments with 500 to 999 employees	—	X	X	X
	Establishments with 1,000 employees or more	—	X	X	X

See footnotes at end of table.

Table 5. Establishments, Employees, and Payroll by Industry and Employment Size of Establishments by County: 2004—Con.

[Excludes most government employees, railroad employees, and self-employed persons. Size class 1 to 4 employees includes establishments having payroll, but no employees, during mid-March pay period. For meaning of abbreviations and symbols, see introductory text. For explanation of terms, see Appendix A. For statement on reliability, see the note at the end of the table and Appendix C]

NAICS code	Geography, kind of business, and employment size class	Establishments (number)	Paid employees for pay period including March 12 (number)	First-quarter payroll (\$1,000)	Annual payroll (\$1,000)
	CUMBERLAND—Con.				
54	Professional, scientific, and technical services—Con.				
541	Professional, scientific, and technical services—Con.				
5419	Other professional, scientific, and technical services				
	All establishments	21	124	554	2 361
	Establishments with 1 to 4 employees	12	X	X	X
	Establishments with 5 to 9 employees	3	X	X	X
	Establishments with 10 to 19 employees	5	X	X	X
	Establishments with 20 to 49 employees	1	X	X	X
	Establishments with 50 to 99 employees	—	X	X	X
	Establishments with 100 to 249 employees	—	X	X	X
	Establishments with 250 to 499 employees	—	X	X	X
	Establishments with 500 to 999 employees	—	X	X	X
	Establishments with 1,000 employees or more	—	X	X	X
55	Management of companies and enterprises				
	All establishments	15	f	D	D
	Establishments with 1 to 4 employees	7	X	X	X
	Establishments with 5 to 9 employees	1	X	X	X
	Establishments with 10 to 19 employees	2	X	X	X
	Establishments with 20 to 49 employees	2	X	X	X
	Establishments with 50 to 99 employees	2	X	X	X
	Establishments with 100 to 249 employees	—	X	X	X
	Establishments with 250 to 499 employees	1	X	X	X
	Establishments with 500 to 999 employees	—	X	X	X
	Establishments with 1,000 employees or more	—	X	X	X
551	Management of companies and enterprises				
	All establishments	15	f	D	D
	Establishments with 1 to 4 employees	7	X	X	X
	Establishments with 5 to 9 employees	1	X	X	X
	Establishments with 10 to 19 employees	2	X	X	X
	Establishments with 20 to 49 employees	2	X	X	X
	Establishments with 50 to 99 employees	2	X	X	X
	Establishments with 100 to 249 employees	—	X	X	X
	Establishments with 250 to 499 employees	1	X	X	X
	Establishments with 500 to 999 employees	—	X	X	X
	Establishments with 1,000 employees or more	—	X	X	X
5511	Management of companies and enterprises				
	All establishments	15	f	D	D
	Establishments with 1 to 4 employees	7	X	X	X
	Establishments with 5 to 9 employees	1	X	X	X
	Establishments with 10 to 19 employees	2	X	X	X
	Establishments with 20 to 49 employees	2	X	X	X
	Establishments with 50 to 99 employees	2	X	X	X
	Establishments with 100 to 249 employees	—	X	X	X
	Establishments with 250 to 499 employees	1	X	X	X
	Establishments with 500 to 999 employees	—	X	X	X
	Establishments with 1,000 employees or more	—	X	X	X
55111	Management of companies and enterprises				
	All establishments	15	f	D	D
	Establishments with 1 to 4 employees	7	X	X	X
	Establishments with 5 to 9 employees	1	X	X	X
	Establishments with 10 to 19 employees	2	X	X	X
	Establishments with 20 to 49 employees	2	X	X	X
	Establishments with 50 to 99 employees	2	X	X	X
	Establishments with 100 to 249 employees	—	X	X	X
	Establishments with 250 to 499 employees	1	X	X	X
	Establishments with 500 to 999 employees	—	X	X	X
	Establishments with 1,000 employees or more	—	X	X	X
551114	Corporate, subsidiary, and regional managing offices				
	All establishments	12	f	D	D
	Establishments with 1 to 4 employees	4	X	X	X
	Establishments with 5 to 9 employees	1	X	X	X
	Establishments with 10 to 19 employees	2	X	X	X
	Establishments with 20 to 49 employees	2	X	X	X
	Establishments with 50 to 99 employees	2	X	X	X
	Establishments with 100 to 249 employees	—	X	X	X
	Establishments with 250 to 499 employees	1	X	X	X
	Establishments with 500 to 999 employees	—	X	X	X
	Establishments with 1,000 employees or more	—	X	X	X
56	Administrative and support and waste management and remediation services				
	All establishments	114	2 192	12 181	52 225
	Establishments with 1 to 4 employees	70	X	X	X
	Establishments with 5 to 9 employees	14	X	X	X
	Establishments with 10 to 19 employees	8	X	X	X
	Establishments with 20 to 49 employees	11	X	X	X
	Establishments with 50 to 99 employees	3	X	X	X
	Establishments with 100 to 249 employees	7	X	X	X
	Establishments with 250 to 499 employees	1	X	X	X
	Establishments with 500 to 999 employees	—	X	X	X
	Establishments with 1,000 employees or more	—	X	X	X

See footnotes at end of table.

Table 5. Establishments, Employees, and Payroll by Industry and Employment Size of Establishments by County: 2004—Con.

[Excludes most government employees, railroad employees, and self-employed persons. Size class 1 to 4 employees includes establishments having payroll, but no employees, during mid-March pay period. For meaning of abbreviations and symbols, see introductory text. For explanation of terms, see Appendix A. For statement on reliability, see the note at the end of the table and Appendix C]

NAICS code	Geography, kind of business, and employment size class	Establishments (number)	Paid employees for pay period including March 12 (number)	First-quarter payroll (\$1,000)	Annual payroll (\$1,000)
	CUMBERLAND—Con.				
56	Administrative and support and waste management and remediation services—Con.				
561	Administrative and support services				
	All establishments	107	1 873	9 219	39 605
	Establishments with 1 to 4 employees	67	X	X	X
	Establishments with 5 to 9 employees	13	X	X	X
	Establishments with 10 to 19 employees	8	X	X	X
	Establishments with 20 to 49 employees	10	X	X	X
	Establishments with 50 to 99 employees	3	X	X	X
	Establishments with 100 to 249 employees	5	X	X	X
	Establishments with 250 to 499 employees	1	X	X	X
	Establishments with 500 to 999 employees	—	X	X	X
	Establishments with 1,000 employees or more	—	X	X	X
5611	Office administrative services				
	All establishments	7	c	D	D
	Establishments with 1 to 4 employees	6	X	X	X
	Establishments with 5 to 9 employees	—	X	X	X
	Establishments with 10 to 19 employees	—	X	X	X
	Establishments with 20 to 49 employees	—	X	X	X
	Establishments with 50 to 99 employees	—	X	X	X
	Establishments with 100 to 249 employees	1	X	X	X
	Establishments with 250 to 499 employees	—	X	X	X
	Establishments with 500 to 999 employees	—	X	X	X
	Establishments with 1,000 employees or more	—	X	X	X
56111	Office administrative services				
	All establishments	7	c	D	D
	Establishments with 1 to 4 employees	6	X	X	X
	Establishments with 5 to 9 employees	—	X	X	X
	Establishments with 10 to 19 employees	—	X	X	X
	Establishments with 20 to 49 employees	—	X	X	X
	Establishments with 50 to 99 employees	—	X	X	X
	Establishments with 100 to 249 employees	1	X	X	X
	Establishments with 250 to 499 employees	—	X	X	X
	Establishments with 500 to 999 employees	—	X	X	X
	Establishments with 1,000 employees or more	—	X	X	X
561110	Office administrative services				
	All establishments	7	c	D	D
	Establishments with 1 to 4 employees	6	X	X	X
	Establishments with 5 to 9 employees	—	X	X	X
	Establishments with 10 to 19 employees	—	X	X	X
	Establishments with 20 to 49 employees	—	X	X	X
	Establishments with 50 to 99 employees	—	X	X	X
	Establishments with 100 to 249 employees	1	X	X	X
	Establishments with 250 to 499 employees	—	X	X	X
	Establishments with 500 to 999 employees	—	X	X	X
	Establishments with 1,000 employees or more	—	X	X	X
5613	Employment services				
	All establishments	8	602	2 023	9 725
	Establishments with 1 to 4 employees	1	X	X	X
	Establishments with 5 to 9 employees	—	X	X	X
	Establishments with 10 to 19 employees	—	X	X	X
	Establishments with 20 to 49 employees	3	X	X	X
	Establishments with 50 to 99 employees	2	X	X	X
	Establishments with 100 to 249 employees	2	X	X	X
	Establishments with 250 to 499 employees	—	X	X	X
	Establishments with 500 to 999 employees	—	X	X	X
	Establishments with 1,000 employees or more	—	X	X	X
56132	Temporary help services				
	All establishments	6	f	D	D
	Establishments with 1 to 4 employees	1	X	X	X
	Establishments with 5 to 9 employees	—	X	X	X
	Establishments with 10 to 19 employees	—	X	X	X
	Establishments with 20 to 49 employees	1	X	X	X
	Establishments with 50 to 99 employees	2	X	X	X
	Establishments with 100 to 249 employees	2	X	X	X
	Establishments with 250 to 499 employees	—	X	X	X
	Establishments with 500 to 999 employees	—	X	X	X
	Establishments with 1,000 employees or more	—	X	X	X
561320	Temporary help services				
	All establishments	6	f	D	D
	Establishments with 1 to 4 employees	1	X	X	X
	Establishments with 5 to 9 employees	—	X	X	X
	Establishments with 10 to 19 employees	—	X	X	X
	Establishments with 20 to 49 employees	1	X	X	X
	Establishments with 50 to 99 employees	2	X	X	X
	Establishments with 100 to 249 employees	2	X	X	X
	Establishments with 250 to 499 employees	—	X	X	X
	Establishments with 500 to 999 employees	—	X	X	X
	Establishments with 1,000 employees or more	—	X	X	X

See footnotes at end of table.

Table 5. Establishments, Employees, and Payroll by Industry and Employment Size of Establishments by County: 2004—Con.

[Excludes most government employees, railroad employees, and self-employed persons. Size class 1 to 4 employees includes establishments having payroll, but no employees, during mid-March pay period. For meaning of abbreviations and symbols, see introductory text. For explanation of terms, see Appendix A. For statement on reliability, see the note at the end of the table and Appendix C]

NAICS code	Geography, kind of business, and employment size class	Establishments (number)	Paid employees for pay period including March 12 (number)	First-quarter payroll (\$1,000)	Annual payroll (\$1,000)
	CUMBERLAND—Con.				
56	Administrative and support and waste management and remediation services—Con.				
561	Administrative and support services—Con.				
5614	Business support services				
	All establishments	7	385	1 278	4 755
	Establishments with 1 to 4 employees	3	X	X	X
	Establishments with 5 to 9 employees	1	X	X	X
	Establishments with 10 to 19 employees	1	X	X	X
	Establishments with 20 to 49 employees	—	X	X	X
	Establishments with 50 to 99 employees	1	X	X	X
	Establishments with 100 to 249 employees	—	X	X	X
	Establishments with 250 to 499 employees	1	X	X	X
	Establishments with 500 to 999 employees	—	X	X	X
	Establishments with 1,000 employees or more	—	X	X	X
56142	Telephone call centers				
	All establishments	3	e	D	D
	Establishments with 1 to 4 employees	—	X	X	X
	Establishments with 5 to 9 employees	—	X	X	X
	Establishments with 10 to 19 employees	1	X	X	X
	Establishments with 20 to 49 employees	—	X	X	X
	Establishments with 50 to 99 employees	1	X	X	X
	Establishments with 100 to 249 employees	—	X	X	X
	Establishments with 250 to 499 employees	1	X	X	X
	Establishments with 500 to 999 employees	—	X	X	X
	Establishments with 1,000 employees or more	—	X	X	X
561422	Telemarketing bureaus				
	All establishments	2	e	D	D
	Establishments with 1 to 4 employees	—	X	X	X
	Establishments with 5 to 9 employees	—	X	X	X
	Establishments with 10 to 19 employees	—	X	X	X
	Establishments with 20 to 49 employees	—	X	X	X
	Establishments with 50 to 99 employees	1	X	X	X
	Establishments with 100 to 249 employees	—	X	X	X
	Establishments with 250 to 499 employees	1	X	X	X
	Establishments with 500 to 999 employees	—	X	X	X
	Establishments with 1,000 employees or more	—	X	X	X
5617	Services to buildings and dwellings				
	All establishments	64	360	1 029	6 811
	Establishments with 1 to 4 employees	49	X	X	X
	Establishments with 5 to 9 employees	8	X	X	X
	Establishments with 10 to 19 employees	4	X	X	X
	Establishments with 20 to 49 employees	2	X	X	X
	Establishments with 50 to 99 employees	—	X	X	X
	Establishments with 100 to 249 employees	1	X	X	X
	Establishments with 250 to 499 employees	—	X	X	X
	Establishments with 500 to 999 employees	—	X	X	X
	Establishments with 1,000 employees or more	—	X	X	X
56172	Janitorial services				
	All establishments	22	c	D	D
	Establishments with 1 to 4 employees	17	X	X	X
	Establishments with 5 to 9 employees	2	X	X	X
	Establishments with 10 to 19 employees	1	X	X	X
	Establishments with 20 to 49 employees	1	X	X	X
	Establishments with 50 to 99 employees	—	X	X	X
	Establishments with 100 to 249 employees	1	X	X	X
	Establishments with 250 to 499 employees	—	X	X	X
	Establishments with 500 to 999 employees	—	X	X	X
	Establishments with 1,000 employees or more	—	X	X	X
561720	Janitorial services				
	All establishments	22	c	D	D
	Establishments with 1 to 4 employees	17	X	X	X
	Establishments with 5 to 9 employees	2	X	X	X
	Establishments with 10 to 19 employees	1	X	X	X
	Establishments with 20 to 49 employees	1	X	X	X
	Establishments with 50 to 99 employees	—	X	X	X
	Establishments with 100 to 249 employees	1	X	X	X
	Establishments with 250 to 499 employees	—	X	X	X
	Establishments with 500 to 999 employees	—	X	X	X
	Establishments with 1,000 employees or more	—	X	X	X
56173	Landscaping services				
	All establishments	31	105	353	3 710
	Establishments with 1 to 4 employees	22	X	X	X
	Establishments with 5 to 9 employees	6	X	X	X
	Establishments with 10 to 19 employees	3	X	X	X
	Establishments with 20 to 49 employees	—	X	X	X
	Establishments with 50 to 99 employees	—	X	X	X
	Establishments with 100 to 249 employees	—	X	X	X
	Establishments with 250 to 499 employees	—	X	X	X
	Establishments with 500 to 999 employees	—	X	X	X
	Establishments with 1,000 employees or more	—	X	X	X

See footnotes at end of table.

Table 5. Establishments, Employees, and Payroll by Industry and Employment Size of Establishments by County: 2004—Con.

[Excludes most government employees, railroad employees, and self-employed persons. Size class 1 to 4 employees includes establishments having payroll, but no employees, during mid-March pay period. For meaning of abbreviations and symbols, see introductory text. For explanation of terms, see Appendix A. For statement on reliability, see the note at the end of the table and Appendix C]

NAICS code	Geography, kind of business, and employment size class	Establishments (number)	Paid employees for pay period including March 12 (number)	First-quarter payroll (\$1,000)	Annual payroll (\$1,000)
56	CUMBERLAND—Con.				
	Administrative and support and waste management and remediation services—Con.				
561	Administrative and support services—Con.				
5617	Services to buildings and dwellings—Con.				
56173	Landscaping services—Con.				
561730	Landscaping services				
	All establishments	31	105	353	3 710
	Establishments with 1 to 4 employees	22	X	X	X
	Establishments with 5 to 9 employees	6	X	X	X
	Establishments with 10 to 19 employees	3	X	X	X
	Establishments with 20 to 49 employees	—	X	X	X
	Establishments with 50 to 99 employees	—	X	X	X
	Establishments with 100 to 249 employees	—	X	X	X
	Establishments with 250 to 499 employees	—	X	X	X
	Establishments with 500 to 999 employees	—	X	X	X
	Establishments with 1,000 employees or more	—	X	X	X
5619	Other support services				
	All establishments	11	314	2 004	7 603
	Establishments with 1 to 4 employees	2	X	X	X
	Establishments with 5 to 9 employees	1	X	X	X
	Establishments with 10 to 19 employees	2	X	X	X
	Establishments with 20 to 49 employees	5	X	X	X
	Establishments with 50 to 99 employees	—	X	X	X
	Establishments with 100 to 249 employees	1	X	X	X
	Establishments with 250 to 499 employees	—	X	X	X
	Establishments with 500 to 999 employees	—	X	X	X
	Establishments with 1,000 employees or more	—	X	X	X
56191	Packaging and labeling services				
	All establishments	5	248	1 462	5 231
	Establishments with 1 to 4 employees	—	X	X	X
	Establishments with 5 to 9 employees	—	X	X	X
	Establishments with 10 to 19 employees	1	X	X	X
	Establishments with 20 to 49 employees	3	X	X	X
	Establishments with 50 to 99 employees	—	X	X	X
	Establishments with 100 to 249 employees	1	X	X	X
	Establishments with 250 to 499 employees	—	X	X	X
	Establishments with 500 to 999 employees	—	X	X	X
	Establishments with 1,000 employees or more	—	X	X	X
561910	Packaging and labeling services				
	All establishments	5	248	1 462	5 231
	Establishments with 1 to 4 employees	—	X	X	X
	Establishments with 5 to 9 employees	—	X	X	X
	Establishments with 10 to 19 employees	1	X	X	X
	Establishments with 20 to 49 employees	3	X	X	X
	Establishments with 50 to 99 employees	—	X	X	X
	Establishments with 100 to 249 employees	1	X	X	X
	Establishments with 250 to 499 employees	—	X	X	X
	Establishments with 500 to 999 employees	—	X	X	X
	Establishments with 1,000 employees or more	—	X	X	X
562	Waste management and remediation services				
	All establishments	7	319	2 962	12 620
	Establishments with 1 to 4 employees	3	X	X	X
	Establishments with 5 to 9 employees	1	X	X	X
	Establishments with 10 to 19 employees	—	X	X	X
	Establishments with 20 to 49 employees	1	X	X	X
	Establishments with 50 to 99 employees	—	X	X	X
	Establishments with 100 to 249 employees	2	X	X	X
	Establishments with 250 to 499 employees	—	X	X	X
	Establishments with 500 to 999 employees	—	X	X	X
	Establishments with 1,000 employees or more	—	X	X	X
5621	Waste collection				
	All establishments	3	c	D	D
	Establishments with 1 to 4 employees	2	X	X	X
	Establishments with 5 to 9 employees	—	X	X	X
	Establishments with 10 to 19 employees	—	X	X	X
	Establishments with 20 to 49 employees	—	X	X	X
	Establishments with 50 to 99 employees	—	X	X	X
	Establishments with 100 to 249 employees	1	X	X	X
	Establishments with 250 to 499 employees	—	X	X	X
	Establishments with 500 to 999 employees	—	X	X	X
	Establishments with 1,000 employees or more	—	X	X	X
56211	Waste collection				
	All establishments	3	c	D	D
	Establishments with 1 to 4 employees	2	X	X	X
	Establishments with 5 to 9 employees	—	X	X	X
	Establishments with 10 to 19 employees	—	X	X	X
	Establishments with 20 to 49 employees	—	X	X	X
	Establishments with 50 to 99 employees	—	X	X	X
	Establishments with 100 to 249 employees	1	X	X	X
	Establishments with 250 to 499 employees	—	X	X	X
	Establishments with 500 to 999 employees	—	X	X	X
	Establishments with 1,000 employees or more	—	X	X	X

See footnotes at end of table.

Table 5. Establishments, Employees, and Payroll by Industry and Employment Size of Establishments by County: 2004—Con.

[Excludes most government employees, railroad employees, and self-employed persons. Size class 1 to 4 employees includes establishments having payroll, but no employees, during mid-March pay period. For meaning of abbreviations and symbols, see introductory text. For explanation of terms, see Appendix A. For statement on reliability, see the note at the end of the table and Appendix C]

NAICS code	Geography, kind of business, and employment size class	Establishments (number)	Paid employees for pay period including March 12 (number)	First-quarter payroll (\$1,000)	Annual payroll (\$1,000)
	CUMBERLAND—Con.				
56	Administrative and support and waste management and remediation services—Con.				
562	Waste management and remediation services—Con.				
5621	Waste collection—Con.				
56211	Waste collection—Con.				
	All establishments—Con.				
	Establishments with 1,000 employees or more	—	X	X	X
562111	Solid waste collection				
	All establishments	3	c	D	D
	Establishments with 1 to 4 employees	2	X	X	X
	Establishments with 5 to 9 employees	—	X	X	X
	Establishments with 10 to 19 employees	—	X	X	X
	Establishments with 20 to 49 employees	—	X	X	X
	Establishments with 50 to 99 employees	—	X	X	X
	Establishments with 100 to 249 employees	1	X	X	X
	Establishments with 250 to 499 employees	—	X	X	X
	Establishments with 500 to 999 employees	—	X	X	X
	Establishments with 1,000 employees or more	—	X	X	X
5629	Remediation and other waste management services				
	All establishments	4	c	D	D
	Establishments with 1 to 4 employees	1	X	X	X
	Establishments with 5 to 9 employees	1	X	X	X
	Establishments with 10 to 19 employees	—	X	X	X
	Establishments with 20 to 49 employees	1	X	X	X
	Establishments with 50 to 99 employees	—	X	X	X
	Establishments with 100 to 249 employees	1	X	X	X
	Establishments with 250 to 499 employees	—	X	X	X
	Establishments with 500 to 999 employees	—	X	X	X
	Establishments with 1,000 employees or more	—	X	X	X
56291	Remediation services				
	All establishments	2	c	D	D
	Establishments with 1 to 4 employees	—	X	X	X
	Establishments with 5 to 9 employees	—	X	X	X
	Establishments with 10 to 19 employees	—	X	X	X
	Establishments with 20 to 49 employees	1	X	X	X
	Establishments with 50 to 99 employees	—	X	X	X
	Establishments with 100 to 249 employees	1	X	X	X
	Establishments with 250 to 499 employees	—	X	X	X
	Establishments with 500 to 999 employees	—	X	X	X
	Establishments with 1,000 employees or more	—	X	X	X
562910	Remediation services				
	All establishments	2	c	D	D
	Establishments with 1 to 4 employees	—	X	X	X
	Establishments with 5 to 9 employees	—	X	X	X
	Establishments with 10 to 19 employees	—	X	X	X
	Establishments with 20 to 49 employees	1	X	X	X
	Establishments with 50 to 99 employees	—	X	X	X
	Establishments with 100 to 249 employees	1	X	X	X
	Establishments with 250 to 499 employees	—	X	X	X
	Establishments with 500 to 999 employees	—	X	X	X
	Establishments with 1,000 employees or more	—	X	X	X
61	Educational services				
	All establishments	34	1 019	6 096	24 674
	Establishments with 1 to 4 employees	11	X	X	X
	Establishments with 5 to 9 employees	2	X	X	X
	Establishments with 10 to 19 employees	4	X	X	X
	Establishments with 20 to 49 employees	15	X	X	X
	Establishments with 50 to 99 employees	1	X	X	X
	Establishments with 100 to 249 employees	—	X	X	X
	Establishments with 250 to 499 employees	1	X	X	X
	Establishments with 500 to 999 employees	—	X	X	X
	Establishments with 1,000 employees or more	—	X	X	X
611	Educational services				
	All establishments	34	1 019	6 096	24 674
	Establishments with 1 to 4 employees	11	X	X	X
	Establishments with 5 to 9 employees	2	X	X	X
	Establishments with 10 to 19 employees	4	X	X	X
	Establishments with 20 to 49 employees	15	X	X	X
	Establishments with 50 to 99 employees	1	X	X	X
	Establishments with 100 to 249 employees	—	X	X	X
	Establishments with 250 to 499 employees	1	X	X	X
	Establishments with 500 to 999 employees	—	X	X	X
	Establishments with 1,000 employees or more	—	X	X	X

See footnotes at end of table.

Table 5. Establishments, Employees, and Payroll by Industry and Employment Size of Establishments by County: 2004—Con.

[Excludes most government employees, railroad employees, and self-employed persons. Size class 1 to 4 employees includes establishments having payroll, but no employees, during mid-March pay period. For meaning of abbreviations and symbols, see introductory text. For explanation of terms, see Appendix A. For statement on reliability, see the note at the end of the table and Appendix C]

NAICS code	Geography, kind of business, and employment size class	Establishments (number)	Paid employees for pay period including March 12 (number)	First-quarter payroll (\$1,000)	Annual payroll (\$1,000)
	CUMBERLAND—Con.				
61	Educational services—Con.				
611	Educational services—Con.				
6111	Elementary and secondary schools				
	All establishments	17	867	5 435	21 907
	Establishments with 1 to 4 employees	2	X	X	X
	Establishments with 5 to 9 employees	—	X	X	X
	Establishments with 10 to 19 employees	1	X	X	X
	Establishments with 20 to 49 employees	12	X	X	X
	Establishments with 50 to 99 employees	1	X	X	X
	Establishments with 100 to 249 employees	—	X	X	X
	Establishments with 250 to 499 employees	1	X	X	X
	Establishments with 500 to 999 employees	—	X	X	X
	Establishments with 1,000 employees or more	—	X	X	X
61111	Elementary and secondary schools				
	All establishments	17	867	5 435	21 907
	Establishments with 1 to 4 employees	2	X	X	X
	Establishments with 5 to 9 employees	—	X	X	X
	Establishments with 10 to 19 employees	1	X	X	X
	Establishments with 20 to 49 employees	12	X	X	X
	Establishments with 50 to 99 employees	1	X	X	X
	Establishments with 100 to 249 employees	—	X	X	X
	Establishments with 250 to 499 employees	1	X	X	X
	Establishments with 500 to 999 employees	—	X	X	X
	Establishments with 1,000 employees or more	—	X	X	X
611110	Elementary and secondary schools				
	All establishments	17	867	5 435	21 907
	Establishments with 1 to 4 employees	2	X	X	X
	Establishments with 5 to 9 employees	—	X	X	X
	Establishments with 10 to 19 employees	1	X	X	X
	Establishments with 20 to 49 employees	12	X	X	X
	Establishments with 50 to 99 employees	1	X	X	X
	Establishments with 100 to 249 employees	—	X	X	X
	Establishments with 250 to 499 employees	1	X	X	X
	Establishments with 500 to 999 employees	—	X	X	X
	Establishments with 1,000 employees or more	—	X	X	X
6116	Other schools and instruction				
	All establishments	13	115	500	2 109
	Establishments with 1 to 4 employees	7	X	X	X
	Establishments with 5 to 9 employees	2	X	X	X
	Establishments with 10 to 19 employees	2	X	X	X
	Establishments with 20 to 49 employees	2	X	X	X
	Establishments with 50 to 99 employees	—	X	X	X
	Establishments with 100 to 249 employees	—	X	X	X
	Establishments with 250 to 499 employees	—	X	X	X
	Establishments with 500 to 999 employees	—	X	X	X
	Establishments with 1,000 employees or more	—	X	X	X
62	Health care and social assistance				
	All establishments	376	7 737	61 949	273 644
	Establishments with 1 to 4 employees	145	X	X	X
	Establishments with 5 to 9 employees	80	X	X	X
	Establishments with 10 to 19 employees	83	X	X	X
	Establishments with 20 to 49 employees	47	X	X	X
	Establishments with 50 to 99 employees	8	X	X	X
	Establishments with 100 to 249 employees	10	X	X	X
	Establishments with 250 to 499 employees	2	X	X	X
	Establishments with 500 to 999 employees	—	X	X	X
	Establishments with 1,000 employees or more	1	X	X	X
621	Ambulatory health care services				
	All establishments	249	2 972	28 195	129 532
	Establishments with 1 to 4 employees	105	X	X	X
	Establishments with 5 to 9 employees	59	X	X	X
	Establishments with 10 to 19 employees	50	X	X	X
	Establishments with 20 to 49 employees	26	X	X	X
	Establishments with 50 to 99 employees	4	X	X	X
	Establishments with 100 to 249 employees	5	X	X	X
	Establishments with 250 to 499 employees	—	X	X	X
	Establishments with 500 to 999 employees	—	X	X	X
	Establishments with 1,000 employees or more	—	X	X	X
6211	Offices of physicians				
	All establishments	117	1 174	13 875	66 269
	Establishments with 1 to 4 employees	44	X	X	X
	Establishments with 5 to 9 employees	32	X	X	X
	Establishments with 10 to 19 employees	26	X	X	X
	Establishments with 20 to 49 employees	14	X	X	X
	Establishments with 50 to 99 employees	—	X	X	X
	Establishments with 100 to 249 employees	1	X	X	X
	Establishments with 250 to 499 employees	—	X	X	X
	Establishments with 500 to 999 employees	—	X	X	X
	Establishments with 1,000 employees or more	—	X	X	X

See footnotes at end of table.

Table 5. Establishments, Employees, and Payroll by Industry and Employment Size of Establishments by County: 2004—Con.

[Excludes most government employees, railroad employees, and self-employed persons. Size class 1 to 4 employees includes establishments having payroll, but no employees, during mid-March pay period. For meaning of abbreviations and symbols, see introductory text. For explanation of terms, see Appendix A. For statement on reliability, see the note at the end of the table and Appendix C]

NAICS code	Geography, kind of business, and employment size class	Establishments (number)	Paid employees for pay period including March 12 (number)	First-quarter payroll (\$1,000)	Annual payroll (\$1,000)
CUMBERLAND—Con.					
62	Health care and social assistance—Con.				
621	Ambulatory health care services—Con.				
6211	Offices of physicians—Con.				
62111	Offices of physicians				
	All establishments	117	1 174	13 875	66 269
	Establishments with 1 to 4 employees	44	X	X	X
	Establishments with 5 to 9 employees	32	X	X	X
	Establishments with 10 to 19 employees	26	X	X	X
	Establishments with 20 to 49 employees	14	X	X	X
	Establishments with 50 to 99 employees	—	X	X	X
	Establishments with 100 to 249 employees	1	X	X	X
	Establishments with 250 to 499 employees	—	X	X	X
	Establishments with 500 to 999 employees	—	X	X	X
	Establishments with 1,000 employees or more	—	X	X	X
621111	Offices of physicians (except mental health specialists)				
	All establishments	114	1 162	13 780	65 892
	Establishments with 1 to 4 employees	42	X	X	X
	Establishments with 5 to 9 employees	31	X	X	X
	Establishments with 10 to 19 employees	26	X	X	X
	Establishments with 20 to 49 employees	14	X	X	X
	Establishments with 50 to 99 employees	—	X	X	X
	Establishments with 100 to 249 employees	1	X	X	X
	Establishments with 250 to 499 employees	—	X	X	X
	Establishments with 500 to 999 employees	—	X	X	X
	Establishments with 1,000 employees or more	—	X	X	X
6212	Offices of dentists				
	All establishments	46	406	3 923	18 502
	Establishments with 1 to 4 employees	17	X	X	X
	Establishments with 5 to 9 employees	12	X	X	X
	Establishments with 10 to 19 employees	12	X	X	X
	Establishments with 20 to 49 employees	5	X	X	X
	Establishments with 50 to 99 employees	—	X	X	X
	Establishments with 100 to 249 employees	—	X	X	X
	Establishments with 250 to 499 employees	—	X	X	X
	Establishments with 500 to 999 employees	—	X	X	X
	Establishments with 1,000 employees or more	—	X	X	X
62121	Offices of dentists				
	All establishments	46	406	3 923	18 502
	Establishments with 1 to 4 employees	17	X	X	X
	Establishments with 5 to 9 employees	12	X	X	X
	Establishments with 10 to 19 employees	12	X	X	X
	Establishments with 20 to 49 employees	5	X	X	X
	Establishments with 50 to 99 employees	—	X	X	X
	Establishments with 100 to 249 employees	—	X	X	X
	Establishments with 250 to 499 employees	—	X	X	X
	Establishments with 500 to 999 employees	—	X	X	X
	Establishments with 1,000 employees or more	—	X	X	X
621210	Offices of dentists				
	All establishments	46	406	3 923	18 502
	Establishments with 1 to 4 employees	17	X	X	X
	Establishments with 5 to 9 employees	12	X	X	X
	Establishments with 10 to 19 employees	12	X	X	X
	Establishments with 20 to 49 employees	5	X	X	X
	Establishments with 50 to 99 employees	—	X	X	X
	Establishments with 100 to 249 employees	—	X	X	X
	Establishments with 250 to 499 employees	—	X	X	X
	Establishments with 500 to 999 employees	—	X	X	X
	Establishments with 1,000 employees or more	—	X	X	X
6213	Offices of other health practitioners				
	All establishments	44	342	3 005	13 529
	Establishments with 1 to 4 employees	24	X	X	X
	Establishments with 5 to 9 employees	9	X	X	X
	Establishments with 10 to 19 employees	9	X	X	X
	Establishments with 20 to 49 employees	1	X	X	X
	Establishments with 50 to 99 employees	1	X	X	X
	Establishments with 100 to 249 employees	—	X	X	X
	Establishments with 250 to 499 employees	—	X	X	X
	Establishments with 500 to 999 employees	—	X	X	X
	Establishments with 1,000 employees or more	—	X	X	X
62134	Offices of physical, occupational and speech therapists, and audiologists				
	All establishments	15	186	1 910	8 460
	Establishments with 1 to 4 employees	7	X	X	X
	Establishments with 5 to 9 employees	3	X	X	X
	Establishments with 10 to 19 employees	3	X	X	X
	Establishments with 20 to 49 employees	1	X	X	X
	Establishments with 50 to 99 employees	1	X	X	X
	Establishments with 100 to 249 employees	—	X	X	X
	Establishments with 250 to 499 employees	—	X	X	X
	Establishments with 500 to 999 employees	—	X	X	X
	Establishments with 1,000 employees or more	—	X	X	X

See footnotes at end of table.

Table 5. Establishments, Employees, and Payroll by Industry and Employment Size of Establishments by County: 2004—Con.

[Excludes most government employees, railroad employees, and self-employed persons. Size class 1 to 4 employees includes establishments having payroll, but no employees, during mid-March pay period. For meaning of abbreviations and symbols, see introductory text. For explanation of terms, see Appendix A. For statement on reliability, see the note at the end of the table and Appendix C]

NAICS code	Geography, kind of business, and employment size class	Establishments (number)	Paid employees for pay period including March 12 (number)	First-quarter payroll (\$1,000)	Annual payroll (\$1,000)
CUMBERLAND—Con.					
62	Health care and social assistance—Con.				
621	Ambulatory health care services—Con.				
6213	Offices of other health practitioners—Con.				
62134	Offices of physical, occupational and speech therapists, and audiologists—Con.				
621340	Offices of physical, occupational, and speech therapists and audiologists				
	All establishments	15	186	1 910	8 460
	Establishments with 1 to 4 employees	7	X	X	X
	Establishments with 5 to 9 employees	3	X	X	X
	Establishments with 10 to 19 employees	3	X	X	X
	Establishments with 20 to 49 employees	1	X	X	X
	Establishments with 50 to 99 employees	1	X	X	X
	Establishments with 100 to 249 employees	—	X	X	X
	Establishments with 250 to 499 employees	—	X	X	X
	Establishments with 500 to 999 employees	—	X	X	X
	Establishments with 1,000 employees or more	—	X	X	X
6214	Outpatient care centers				
	All establishments	22	356	3 226	13 793
	Establishments with 1 to 4 employees	13	X	X	X
	Establishments with 5 to 9 employees	3	X	X	X
	Establishments with 10 to 19 employees	2	X	X	X
	Establishments with 20 to 49 employees	2	X	X	X
	Establishments with 50 to 99 employees	1	X	X	X
	Establishments with 100 to 249 employees	1	X	X	X
	Establishments with 250 to 499 employees	—	X	X	X
	Establishments with 500 to 999 employees	—	X	X	X
	Establishments with 1,000 employees or more	—	X	X	X
62149	Other outpatient care centers				
	All establishments	16	317	3 018	12 800
	Establishments with 1 to 4 employees	10	X	X	X
	Establishments with 5 to 9 employees	1	X	X	X
	Establishments with 10 to 19 employees	1	X	X	X
	Establishments with 20 to 49 employees	2	X	X	X
	Establishments with 50 to 99 employees	1	X	X	X
	Establishments with 100 to 249 employees	1	X	X	X
	Establishments with 250 to 499 employees	—	X	X	X
	Establishments with 500 to 999 employees	—	X	X	X
	Establishments with 1,000 employees or more	—	X	X	X
621498	All other outpatient care centers				
	All establishments	13	272	2 644	11 240
	Establishments with 1 to 4 employees	9	X	X	X
	Establishments with 5 to 9 employees	1	X	X	X
	Establishments with 10 to 19 employees	—	X	X	X
	Establishments with 20 to 49 employees	1	X	X	X
	Establishments with 50 to 99 employees	1	X	X	X
	Establishments with 100 to 249 employees	1	X	X	X
	Establishments with 250 to 499 employees	—	X	X	X
	Establishments with 500 to 999 employees	—	X	X	X
	Establishments with 1,000 employees or more	—	X	X	X
6215	Medical and diagnostic laboratories				
	All establishments	9	c	D	D
	Establishments with 1 to 4 employees	2	X	X	X
	Establishments with 5 to 9 employees	3	X	X	X
	Establishments with 10 to 19 employees	1	X	X	X
	Establishments with 20 to 49 employees	2	X	X	X
	Establishments with 50 to 99 employees	1	X	X	X
	Establishments with 100 to 249 employees	—	X	X	X
	Establishments with 250 to 499 employees	—	X	X	X
	Establishments with 500 to 999 employees	—	X	X	X
	Establishments with 1,000 employees or more	—	X	X	X
62151	Medical and diagnostic laboratories				
	All establishments	9	c	D	D
	Establishments with 1 to 4 employees	2	X	X	X
	Establishments with 5 to 9 employees	3	X	X	X
	Establishments with 10 to 19 employees	1	X	X	X
	Establishments with 20 to 49 employees	2	X	X	X
	Establishments with 50 to 99 employees	1	X	X	X
	Establishments with 100 to 249 employees	—	X	X	X
	Establishments with 250 to 499 employees	—	X	X	X
	Establishments with 500 to 999 employees	—	X	X	X
	Establishments with 1,000 employees or more	—	X	X	X
621512	Diagnostic imaging centers				
	All establishments	7	147	1 435	5 515
	Establishments with 1 to 4 employees	2	X	X	X
	Establishments with 5 to 9 employees	2	X	X	X
	Establishments with 10 to 19 employees	—	X	X	X
	Establishments with 20 to 49 employees	2	X	X	X
	Establishments with 50 to 99 employees	1	X	X	X
	Establishments with 100 to 249 employees	—	X	X	X

See footnotes at end of table.

Table 5. Establishments, Employees, and Payroll by Industry and Employment Size of Establishments by County: 2004—Con.

[Excludes most government employees, railroad employees, and self-employed persons. Size class 1 to 4 employees includes establishments having payroll, but no employees, during mid-March pay period. For meaning of abbreviations and symbols, see introductory text. For explanation of terms, see Appendix A. For statement on reliability, see the note at the end of the table and Appendix C]

NAICS code	Geography, kind of business, and employment size class	Establishments (number)	Paid employees for pay period including March 12 (number)	First-quarter payroll (\$1,000)	Annual payroll (\$1,000)
	CUMBERLAND—Con.				
62	Health care and social assistance—Con.				
621	Ambulatory health care services—Con.				
6215	Medical and diagnostic laboratories—Con.				
62151	Medical and diagnostic laboratories—Con.				
621512	Diagnostic imaging centers—Con.				
	All establishments—Con.				
	Establishments with 250 to 499 employees	—	X	X	X
	Establishments with 500 to 999 employees	—	X	X	X
	Establishments with 1,000 employees or more	—	X	X	X
6216	Home health care services				
	All establishments	9	407	1 977	8 418
	Establishments with 1 to 4 employees	4	X	X	X
	Establishments with 5 to 9 employees	—	X	X	X
	Establishments with 10 to 19 employees	—	X	X	X
	Establishments with 20 to 49 employees	2	X	X	X
	Establishments with 50 to 99 employees	1	X	X	X
	Establishments with 100 to 249 employees	2	X	X	X
	Establishments with 250 to 499 employees	—	X	X	X
	Establishments with 500 to 999 employees	—	X	X	X
	Establishments with 1,000 employees or more	—	X	X	X
62161	Home health care services				
	All establishments	9	407	1 977	8 418
	Establishments with 1 to 4 employees	4	X	X	X
	Establishments with 5 to 9 employees	—	X	X	X
	Establishments with 10 to 19 employees	—	X	X	X
	Establishments with 20 to 49 employees	2	X	X	X
	Establishments with 50 to 99 employees	1	X	X	X
	Establishments with 100 to 249 employees	2	X	X	X
	Establishments with 250 to 499 employees	—	X	X	X
	Establishments with 500 to 999 employees	—	X	X	X
	Establishments with 1,000 employees or more	—	X	X	X
621610	Home health care services				
	All establishments	9	407	1 977	8 418
	Establishments with 1 to 4 employees	4	X	X	X
	Establishments with 5 to 9 employees	—	X	X	X
	Establishments with 10 to 19 employees	—	X	X	X
	Establishments with 20 to 49 employees	2	X	X	X
	Establishments with 50 to 99 employees	1	X	X	X
	Establishments with 100 to 249 employees	2	X	X	X
	Establishments with 250 to 499 employees	—	X	X	X
	Establishments with 500 to 999 employees	—	X	X	X
	Establishments with 1,000 employees or more	—	X	X	X
6219	Other ambulatory health care services				
	All establishments	2	c	D	D
	Establishments with 1 to 4 employees	1	X	X	X
	Establishments with 5 to 9 employees	—	X	X	X
	Establishments with 10 to 19 employees	—	X	X	X
	Establishments with 20 to 49 employees	—	X	X	X
	Establishments with 50 to 99 employees	—	X	X	X
	Establishments with 100 to 249 employees	1	X	X	X
	Establishments with 250 to 499 employees	—	X	X	X
	Establishments with 500 to 999 employees	—	X	X	X
	Establishments with 1,000 employees or more	—	X	X	X
62191	Ambulance services				
	All establishments	1	c	D	D
	Establishments with 1 to 4 employees	—	X	X	X
	Establishments with 5 to 9 employees	—	X	X	X
	Establishments with 10 to 19 employees	—	X	X	X
	Establishments with 20 to 49 employees	—	X	X	X
	Establishments with 50 to 99 employees	—	X	X	X
	Establishments with 100 to 249 employees	1	X	X	X
	Establishments with 250 to 499 employees	—	X	X	X
	Establishments with 500 to 999 employees	—	X	X	X
	Establishments with 1,000 employees or more	—	X	X	X
621910	Ambulance services				
	All establishments	1	c	D	D
	Establishments with 1 to 4 employees	—	X	X	X
	Establishments with 5 to 9 employees	—	X	X	X
	Establishments with 10 to 19 employees	—	X	X	X
	Establishments with 20 to 49 employees	—	X	X	X
	Establishments with 50 to 99 employees	—	X	X	X
	Establishments with 100 to 249 employees	1	X	X	X
	Establishments with 250 to 499 employees	—	X	X	X
	Establishments with 500 to 999 employees	—	X	X	X
	Establishments with 1,000 employees or more	—	X	X	X

See footnotes at end of table.

Table 5. Establishments, Employees, and Payroll by Industry and Employment Size of Establishments by County: 2004—Con.

[Excludes most government employees, railroad employees, and self-employed persons. Size class 1 to 4 employees includes establishments having payroll, but no employees, during mid-March pay period. For meaning of abbreviations and symbols, see introductory text. For explanation of terms, see Appendix A. For statement on reliability, see the note at the end of the table and Appendix C]

NAICS code	Geography, kind of business, and employment size class	Establishments (number)	Paid employees for pay period including March 12 (number)	First-quarter payroll (\$1,000)	Annual payroll (\$1,000)
	CUMBERLAND—Con.				
62	Health care and social assistance—Con.				
622	Hospitals				
	All establishments	4	g	D	D
	Establishments with 1 to 4 employees	—	X	X	X
	Establishments with 5 to 9 employees	—	X	X	X
	Establishments with 10 to 19 employees	—	X	X	X
	Establishments with 20 to 49 employees	1	X	X	X
	Establishments with 50 to 99 employees	—	X	X	X
	Establishments with 100 to 249 employees	1	X	X	X
	Establishments with 250 to 499 employees	1	X	X	X
	Establishments with 500 to 999 employees	—	X	X	X
	Establishments with 1,000 employees or more	1	X	X	X
6221	General medical and surgical hospitals				
	All establishments	4	g	D	D
	Establishments with 1 to 4 employees	—	X	X	X
	Establishments with 5 to 9 employees	—	X	X	X
	Establishments with 10 to 19 employees	—	X	X	X
	Establishments with 20 to 49 employees	1	X	X	X
	Establishments with 50 to 99 employees	—	X	X	X
	Establishments with 100 to 249 employees	1	X	X	X
	Establishments with 250 to 499 employees	1	X	X	X
	Establishments with 500 to 999 employees	—	X	X	X
	Establishments with 1,000 employees or more	1	X	X	X
62211	General medical and surgical hospitals				
	All establishments	4	g	D	D
	Establishments with 1 to 4 employees	—	X	X	X
	Establishments with 5 to 9 employees	—	X	X	X
	Establishments with 10 to 19 employees	—	X	X	X
	Establishments with 20 to 49 employees	1	X	X	X
	Establishments with 50 to 99 employees	—	X	X	X
	Establishments with 100 to 249 employees	1	X	X	X
	Establishments with 250 to 499 employees	1	X	X	X
	Establishments with 500 to 999 employees	—	X	X	X
	Establishments with 1,000 employees or more	1	X	X	X
622110	General medical and surgical hospitals				
	All establishments	4	g	D	D
	Establishments with 1 to 4 employees	—	X	X	X
	Establishments with 5 to 9 employees	—	X	X	X
	Establishments with 10 to 19 employees	—	X	X	X
	Establishments with 20 to 49 employees	1	X	X	X
	Establishments with 50 to 99 employees	—	X	X	X
	Establishments with 100 to 249 employees	1	X	X	X
	Establishments with 250 to 499 employees	1	X	X	X
	Establishments with 500 to 999 employees	—	X	X	X
	Establishments with 1,000 employees or more	1	X	X	X
623	Nursing and residential care facilities				
	All establishments	69	1 715	8 607	33 750
	Establishments with 1 to 4 employees	22	X	X	X
	Establishments with 5 to 9 employees	15	X	X	X
	Establishments with 10 to 19 employees	20	X	X	X
	Establishments with 20 to 49 employees	5	X	X	X
	Establishments with 50 to 99 employees	2	X	X	X
	Establishments with 100 to 249 employees	4	X	X	X
	Establishments with 250 to 499 employees	1	X	X	X
	Establishments with 500 to 999 employees	—	X	X	X
	Establishments with 1,000 employees or more	—	X	X	X
6231	Nursing care facilities				
	All establishments	4	505	2 840	10 564
	Establishments with 1 to 4 employees	—	X	X	X
	Establishments with 5 to 9 employees	—	X	X	X
	Establishments with 10 to 19 employees	1	X	X	X
	Establishments with 20 to 49 employees	—	X	X	X
	Establishments with 50 to 99 employees	1	X	X	X
	Establishments with 100 to 249 employees	2	X	X	X
	Establishments with 250 to 499 employees	—	X	X	X
	Establishments with 500 to 999 employees	—	X	X	X
	Establishments with 1,000 employees or more	—	X	X	X
62311	Nursing care facilities				
	All establishments	4	505	2 840	10 564
	Establishments with 1 to 4 employees	—	X	X	X
	Establishments with 5 to 9 employees	—	X	X	X
	Establishments with 10 to 19 employees	1	X	X	X
	Establishments with 20 to 49 employees	—	X	X	X
	Establishments with 50 to 99 employees	1	X	X	X
	Establishments with 100 to 249 employees	2	X	X	X
	Establishments with 250 to 499 employees	—	X	X	X
	Establishments with 500 to 999 employees	—	X	X	X
	Establishments with 1,000 employees or more	—	X	X	X

See footnotes at end of table.

Table 5. Establishments, Employees, and Payroll by Industry and Employment Size of Establishments by County: 2004—Con.

[Excludes most government employees, railroad employees, and self-employed persons. Size class 1 to 4 employees includes establishments having payroll, but no employees, during mid-March pay period. For meaning of abbreviations and symbols, see introductory text. For explanation of terms, see Appendix A. For statement on reliability, see the note at the end of the table and Appendix C]

NAICS code	Geography, kind of business, and employment size class	Establishments (number)	Paid employees for pay period including March 12 (number)	First-quarter payroll (\$1,000)	Annual payroll (\$1,000)
62	CUMBERLAND—Con.				
	Health care and social assistance—Con.				
623	Nursing and residential care facilities—Con.				
6231	Nursing care facilities—Con.				
62311	Nursing care facilities—Con.				
623110	Nursing care facilities				
	All establishments	4	505	2 840	10 564
	Establishments with 1 to 4 employees	—	X	X	X
	Establishments with 5 to 9 employees	—	X	X	X
	Establishments with 10 to 19 employees	1	X	X	X
	Establishments with 20 to 49 employees	—	X	X	X
	Establishments with 50 to 99 employees	1	X	X	X
	Establishments with 100 to 249 employees	2	X	X	X
	Establishments with 250 to 499 employees	—	X	X	X
	Establishments with 500 to 999 employees	—	X	X	X
	Establishments with 1,000 employees or more	—	X	X	X
6232	Residential mental retardation, mental health and substance abuse facilities				
	All establishments	42	1 069	5 328	21 018
	Establishments with 1 to 4 employees	2	X	X	X
	Establishments with 5 to 9 employees	15	X	X	X
	Establishments with 10 to 19 employees	19	X	X	X
	Establishments with 20 to 49 employees	3	X	X	X
	Establishments with 50 to 99 employees	—	X	X	X
	Establishments with 100 to 249 employees	2	X	X	X
	Establishments with 250 to 499 employees	1	X	X	X
	Establishments with 500 to 999 employees	—	X	X	X
	Establishments with 1,000 employees or more	—	X	X	X
62321	Residential mental retardation facilities				
	All establishments	38	885	4 019	15 856
	Establishments with 1 to 4 employees	2	X	X	X
	Establishments with 5 to 9 employees	15	X	X	X
	Establishments with 10 to 19 employees	18	X	X	X
	Establishments with 20 to 49 employees	1	X	X	X
	Establishments with 50 to 99 employees	—	X	X	X
	Establishments with 100 to 249 employees	1	X	X	X
	Establishments with 250 to 499 employees	1	X	X	X
	Establishments with 500 to 999 employees	—	X	X	X
	Establishments with 1,000 employees or more	—	X	X	X
623210	Residential mental retardation facilities				
	All establishments	38	885	4 019	15 856
	Establishments with 1 to 4 employees	2	X	X	X
	Establishments with 5 to 9 employees	15	X	X	X
	Establishments with 10 to 19 employees	18	X	X	X
	Establishments with 20 to 49 employees	1	X	X	X
	Establishments with 50 to 99 employees	—	X	X	X
	Establishments with 100 to 249 employees	1	X	X	X
	Establishments with 250 to 499 employees	1	X	X	X
	Establishments with 500 to 999 employees	—	X	X	X
	Establishments with 1,000 employees or more	—	X	X	X
62322	Residential mental health and substance abuse facilities				
	All establishments	4	184	1 309	5 162
	Establishments with 1 to 4 employees	—	X	X	X
	Establishments with 5 to 9 employees	—	X	X	X
	Establishments with 10 to 19 employees	1	X	X	X
	Establishments with 20 to 49 employees	2	X	X	X
	Establishments with 50 to 99 employees	—	X	X	X
	Establishments with 100 to 249 employees	1	X	X	X
	Establishments with 250 to 499 employees	—	X	X	X
	Establishments with 500 to 999 employees	—	X	X	X
	Establishments with 1,000 employees or more	—	X	X	X
623220	Residential mental health and substance abuse facilities				
	All establishments	4	184	1 309	5 162
	Establishments with 1 to 4 employees	—	X	X	X
	Establishments with 5 to 9 employees	—	X	X	X
	Establishments with 10 to 19 employees	1	X	X	X
	Establishments with 20 to 49 employees	2	X	X	X
	Establishments with 50 to 99 employees	—	X	X	X
	Establishments with 100 to 249 employees	1	X	X	X
	Establishments with 250 to 499 employees	—	X	X	X
	Establishments with 500 to 999 employees	—	X	X	X
	Establishments with 1,000 employees or more	—	X	X	X
6233	Community care facilities for the elderly				
	All establishments	3	c	D	D
	Establishments with 1 to 4 employees	—	X	X	X
	Establishments with 5 to 9 employees	—	X	X	X
	Establishments with 10 to 19 employees	—	X	X	X
	Establishments with 20 to 49 employees	2	X	X	X
	Establishments with 50 to 99 employees	1	X	X	X
	Establishments with 100 to 249 employees	—	X	X	X
	Establishments with 250 to 499 employees	—	X	X	X

See footnotes at end of table.

Table 5. Establishments, Employees, and Payroll by Industry and Employment Size of Establishments by County: 2004—Con.

[Excludes most government employees, railroad employees, and self-employed persons. Size class 1 to 4 employees includes establishments having payroll, but no employees, during mid-March pay period. For meaning of abbreviations and symbols, see introductory text. For explanation of terms, see Appendix A. For statement on reliability, see the note at the end of the table and Appendix C]

NAICS code	Geography, kind of business, and employment size class	Establishments (number)	Paid employees for pay period including March 12 (number)	First-quarter payroll (\$1,000)	Annual payroll (\$1,000)
	CUMBERLAND—Con.				
62	Health care and social assistance—Con.				
623	Nursing and residential care facilities—Con.				
6233	Community care facilities for the elderly—Con.				
	All establishments—Con.				
	Establishments with 500 to 999 employees	—	X	X	X
	Establishments with 1,000 employees or more	—	X	X	X
62331	Community care facilities for the elderly				
	All establishments	3	c	D	D
	Establishments with 1 to 4 employees	—	X	X	X
	Establishments with 5 to 9 employees	—	X	X	X
	Establishments with 10 to 19 employees	—	X	X	X
	Establishments with 20 to 49 employees	2	X	X	X
	Establishments with 50 to 99 employees	1	X	X	X
	Establishments with 100 to 249 employees	—	X	X	X
	Establishments with 250 to 499 employees	—	X	X	X
	Establishments with 500 to 999 employees	—	X	X	X
	Establishments with 1,000 employees or more	—	X	X	X
624	Social assistance				
	All establishments	54	f	D	D
	Establishments with 1 to 4 employees	18	X	X	X
	Establishments with 5 to 9 employees	6	X	X	X
	Establishments with 10 to 19 employees	13	X	X	X
	Establishments with 20 to 49 employees	15	X	X	X
	Establishments with 50 to 99 employees	2	X	X	X
	Establishments with 100 to 249 employees	—	X	X	X
	Establishments with 250 to 499 employees	—	X	X	X
	Establishments with 500 to 999 employees	—	X	X	X
	Establishments with 1,000 employees or more	—	X	X	X
6241	Individual and family services				
	All establishments	21	e	D	D
	Establishments with 1 to 4 employees	6	X	X	X
	Establishments with 5 to 9 employees	5	X	X	X
	Establishments with 10 to 19 employees	6	X	X	X
	Establishments with 20 to 49 employees	4	X	X	X
	Establishments with 50 to 99 employees	—	X	X	X
	Establishments with 100 to 249 employees	—	X	X	X
	Establishments with 250 to 499 employees	—	X	X	X
	Establishments with 500 to 999 employees	—	X	X	X
	Establishments with 1,000 employees or more	—	X	X	X
62412	Services for the elderly and persons with disabilities				
	All establishments	5	c	D	D
	Establishments with 1 to 4 employees	—	X	X	X
	Establishments with 5 to 9 employees	1	X	X	X
	Establishments with 10 to 19 employees	—	X	X	X
	Establishments with 20 to 49 employees	4	X	X	X
	Establishments with 50 to 99 employees	—	X	X	X
	Establishments with 100 to 249 employees	—	X	X	X
	Establishments with 250 to 499 employees	—	X	X	X
	Establishments with 500 to 999 employees	—	X	X	X
	Establishments with 1,000 employees or more	—	X	X	X
624120	Services for the elderly and persons with disabilities				
	All establishments	5	c	D	D
	Establishments with 1 to 4 employees	—	X	X	X
	Establishments with 5 to 9 employees	1	X	X	X
	Establishments with 10 to 19 employees	—	X	X	X
	Establishments with 20 to 49 employees	4	X	X	X
	Establishments with 50 to 99 employees	—	X	X	X
	Establishments with 100 to 249 employees	—	X	X	X
	Establishments with 250 to 499 employees	—	X	X	X
	Establishments with 500 to 999 employees	—	X	X	X
	Establishments with 1,000 employees or more	—	X	X	X
6244	Child day care services				
	All establishments	25	477	2 104	9 101
	Establishments with 1 to 4 employees	7	X	X	X
	Establishments with 5 to 9 employees	1	X	X	X
	Establishments with 10 to 19 employees	6	X	X	X
	Establishments with 20 to 49 employees	9	X	X	X
	Establishments with 50 to 99 employees	2	X	X	X
	Establishments with 100 to 249 employees	—	X	X	X
	Establishments with 250 to 499 employees	—	X	X	X
	Establishments with 500 to 999 employees	—	X	X	X
	Establishments with 1,000 employees or more	—	X	X	X
62441	Child day care services				
	All establishments	25	477	2 104	9 101
	Establishments with 1 to 4 employees	7	X	X	X
	Establishments with 5 to 9 employees	1	X	X	X
	Establishments with 10 to 19 employees	6	X	X	X
	Establishments with 20 to 49 employees	9	X	X	X
	Establishments with 50 to 99 employees	2	X	X	X
	Establishments with 100 to 249 employees	—	X	X	X
	Establishments with 250 to 499 employees	—	X	X	X
	Establishments with 500 to 999 employees	—	X	X	X
	Establishments with 1,000 employees or more	—	X	X	X

See footnotes at end of table.

Table 5. Establishments, Employees, and Payroll by Industry and Employment Size of Establishments by County: 2004—Con.

[Excludes most government employees, railroad employees, and self-employed persons. Size class 1 to 4 employees includes establishments having payroll, but no employees, during mid-March pay period. For meaning of abbreviations and symbols, see introductory text. For explanation of terms, see Appendix A. For statement on reliability, see the note at the end of the table and Appendix C]

NAICS code	Geography, kind of business, and employment size class	Establishments (number)	Paid employees for pay period including March 12 (number)	First-quarter payroll (\$1,000)	Annual payroll (\$1,000)
	CUMBERLAND—Con.				
62	Health care and social assistance—Con.				
624	Social assistance—Con.				
6244	Child day care services—Con.				
62441	Child day care services—Con.				
	All establishments—Con.				
	Establishments with 500 to 999 employees	—	X	X	X
	Establishments with 1,000 employees or more	—	X	X	X
624410	Child day care services				
	All establishments	25	477	2 104	9 101
	Establishments with 1 to 4 employees	7	X	X	X
	Establishments with 5 to 9 employees	1	X	X	X
	Establishments with 10 to 19 employees	6	X	X	X
	Establishments with 20 to 49 employees	9	X	X	X
	Establishments with 50 to 99 employees	2	X	X	X
	Establishments with 100 to 249 employees	—	X	X	X
	Establishments with 250 to 499 employees	—	X	X	X
	Establishments with 500 to 999 employees	—	X	X	X
	Establishments with 1,000 employees or more	—	X	X	X
71	Arts, entertainment, and recreation				
	All establishments	35	232	856	4 296
	Establishments with 1 to 4 employees	23	X	X	X
	Establishments with 5 to 9 employees	3	X	X	X
	Establishments with 10 to 19 employees	5	X	X	X
	Establishments with 20 to 49 employees	3	X	X	X
	Establishments with 50 to 99 employees	1	X	X	X
	Establishments with 100 to 249 employees	—	X	X	X
	Establishments with 250 to 499 employees	—	X	X	X
	Establishments with 500 to 999 employees	—	X	X	X
	Establishments with 1,000 employees or more	—	X	X	X
713	Amusement, gambling, and recreation industries				
	All establishments	27	c	D	D
	Establishments with 1 to 4 employees	16	X	X	X
	Establishments with 5 to 9 employees	3	X	X	X
	Establishments with 10 to 19 employees	5	X	X	X
	Establishments with 20 to 49 employees	3	X	X	X
	Establishments with 50 to 99 employees	—	X	X	X
	Establishments with 100 to 249 employees	—	X	X	X
	Establishments with 250 to 499 employees	—	X	X	X
	Establishments with 500 to 999 employees	—	X	X	X
	Establishments with 1,000 employees or more	—	X	X	X
7139	Other amusement and recreation services				
	All establishments	26	c	D	D
	Establishments with 1 to 4 employees	15	X	X	X
	Establishments with 5 to 9 employees	3	X	X	X
	Establishments with 10 to 19 employees	5	X	X	X
	Establishments with 20 to 49 employees	3	X	X	X
	Establishments with 50 to 99 employees	—	X	X	X
	Establishments with 100 to 249 employees	—	X	X	X
	Establishments with 250 to 499 employees	—	X	X	X
	Establishments with 500 to 999 employees	—	X	X	X
	Establishments with 1,000 employees or more	—	X	X	X
71394	Fitness and recreational sports centers				
	All establishments	14	c	D	D
	Establishments with 1 to 4 employees	7	X	X	X
	Establishments with 5 to 9 employees	2	X	X	X
	Establishments with 10 to 19 employees	3	X	X	X
	Establishments with 20 to 49 employees	2	X	X	X
	Establishments with 50 to 99 employees	—	X	X	X
	Establishments with 100 to 249 employees	—	X	X	X
	Establishments with 250 to 499 employees	—	X	X	X
	Establishments with 500 to 999 employees	—	X	X	X
	Establishments with 1,000 employees or more	—	X	X	X
713940	Fitness and recreational sports centers				
	All establishments	14	c	D	D
	Establishments with 1 to 4 employees	7	X	X	X
	Establishments with 5 to 9 employees	2	X	X	X
	Establishments with 10 to 19 employees	3	X	X	X
	Establishments with 20 to 49 employees	2	X	X	X
	Establishments with 50 to 99 employees	—	X	X	X
	Establishments with 100 to 249 employees	—	X	X	X
	Establishments with 250 to 499 employees	—	X	X	X
	Establishments with 500 to 999 employees	—	X	X	X
	Establishments with 1,000 employees or more	—	X	X	X

See footnotes at end of table.

Table 5. Establishments, Employees, and Payroll by Industry and Employment Size of Establishments by County: 2004—Con.

[Excludes most government employees, railroad employees, and self-employed persons. Size class 1 to 4 employees includes establishments having payroll, but no employees, during mid-March pay period. For meaning of abbreviations and symbols, see introductory text. For explanation of terms, see Appendix A. For statement on reliability, see the note at the end of the table and Appendix C]

NAICS code	Geography, kind of business, and employment size class	Establishments (number)	Paid employees for pay period including March 12 (number)	First-quarter payroll (\$1,000)	Annual payroll (\$1,000)
	CUMBERLAND—Con.				
72	Accommodation and food services				
	All establishments	229	2 924	7 442	33 253
	Establishments with 1 to 4 employees	101	X	X	X
	Establishments with 5 to 9 employees	44	X	X	X
	Establishments with 10 to 19 employees	30	X	X	X
	Establishments with 20 to 49 employees	44	X	X	X
	Establishments with 50 to 99 employees	10	X	X	X
	Establishments with 100 to 249 employees	—	X	X	X
	Establishments with 250 to 499 employees	—	X	X	X
	Establishments with 500 to 999 employees	—	X	X	X
	Establishments with 1,000 employees or more	—	X	X	X
721	Accommodation				
	All establishments	15	240	765	3 777
	Establishments with 1 to 4 employees	6	X	X	X
	Establishments with 5 to 9 employees	2	X	X	X
	Establishments with 10 to 19 employees	2	X	X	X
	Establishments with 20 to 49 employees	4	X	X	X
	Establishments with 50 to 99 employees	1	X	X	X
	Establishments with 100 to 249 employees	—	X	X	X
	Establishments with 250 to 499 employees	—	X	X	X
	Establishments with 500 to 999 employees	—	X	X	X
	Establishments with 1,000 employees or more	—	X	X	X
7211	Traveler accommodation				
	All establishments	15	240	765	3 777
	Establishments with 1 to 4 employees	6	X	X	X
	Establishments with 5 to 9 employees	2	X	X	X
	Establishments with 10 to 19 employees	2	X	X	X
	Establishments with 20 to 49 employees	4	X	X	X
	Establishments with 50 to 99 employees	1	X	X	X
	Establishments with 100 to 249 employees	—	X	X	X
	Establishments with 250 to 499 employees	—	X	X	X
	Establishments with 500 to 999 employees	—	X	X	X
	Establishments with 1,000 employees or more	—	X	X	X
72111	Hotels (except casino hotels) and motels				
	All establishments	15	240	765	3 777
	Establishments with 1 to 4 employees	6	X	X	X
	Establishments with 5 to 9 employees	2	X	X	X
	Establishments with 10 to 19 employees	2	X	X	X
	Establishments with 20 to 49 employees	4	X	X	X
	Establishments with 50 to 99 employees	1	X	X	X
	Establishments with 100 to 249 employees	—	X	X	X
	Establishments with 250 to 499 employees	—	X	X	X
	Establishments with 500 to 999 employees	—	X	X	X
	Establishments with 1,000 employees or more	—	X	X	X
721110	Hotels (except casino hotels) and motels				
	All establishments	15	240	765	3 777
	Establishments with 1 to 4 employees	6	X	X	X
	Establishments with 5 to 9 employees	2	X	X	X
	Establishments with 10 to 19 employees	2	X	X	X
	Establishments with 20 to 49 employees	4	X	X	X
	Establishments with 50 to 99 employees	1	X	X	X
	Establishments with 100 to 249 employees	—	X	X	X
	Establishments with 250 to 499 employees	—	X	X	X
	Establishments with 500 to 999 employees	—	X	X	X
	Establishments with 1,000 employees or more	—	X	X	X
722	Food services and drinking places				
	All establishments	214	2 684	6 677	29 476
	Establishments with 1 to 4 employees	95	X	X	X
	Establishments with 5 to 9 employees	42	X	X	X
	Establishments with 10 to 19 employees	28	X	X	X
	Establishments with 20 to 49 employees	40	X	X	X
	Establishments with 50 to 99 employees	9	X	X	X
	Establishments with 100 to 249 employees	—	X	X	X
	Establishments with 250 to 499 employees	—	X	X	X
	Establishments with 500 to 999 employees	—	X	X	X
	Establishments with 1,000 employees or more	—	X	X	X
7221	Full-service restaurants				
	All establishments	66	1 199	3 046	13 696
	Establishments with 1 to 4 employees	22	X	X	X
	Establishments with 5 to 9 employees	8	X	X	X
	Establishments with 10 to 19 employees	13	X	X	X
	Establishments with 20 to 49 employees	17	X	X	X
	Establishments with 50 to 99 employees	6	X	X	X
	Establishments with 100 to 249 employees	—	X	X	X
	Establishments with 250 to 499 employees	—	X	X	X
	Establishments with 500 to 999 employees	—	X	X	X
	Establishments with 1,000 employees or more	—	X	X	X

See footnotes at end of table.

Table 5. Establishments, Employees, and Payroll by Industry and Employment Size of Establishments by County: 2004—Con.

[Excludes most government employees, railroad employees, and self-employed persons. Size class 1 to 4 employees includes establishments having payroll, but no employees, during mid-March pay period. For meaning of abbreviations and symbols, see introductory text. For explanation of terms, see Appendix A. For statement on reliability, see the note at the end of the table and Appendix C]

NAICS code	Geography, kind of business, and employment size class	Establishments (number)	Paid employees for pay period including March 12 (number)	First-quarter payroll (\$1,000)	Annual payroll (\$1,000)
72	CUMBERLAND—Con.				
	Accommodation and food services—Con.				
722	Food services and drinking places—Con.				
7221	Full-service restaurants—Con.				
72211	Full-service restaurants				
	All establishments	66	1 199	3 046	13 696
	Establishments with 1 to 4 employees	22	X	X	X
	Establishments with 5 to 9 employees	8	X	X	X
	Establishments with 10 to 19 employees	13	X	X	X
	Establishments with 20 to 49 employees	17	X	X	X
	Establishments with 50 to 99 employees	6	X	X	X
	Establishments with 100 to 249 employees	-	X	X	X
	Establishments with 250 to 499 employees	-	X	X	X
	Establishments with 500 to 999 employees	-	X	X	X
	Establishments with 1,000 employees or more	-	X	X	X
722110	Full-service restaurants				
	All establishments	66	1 199	3 046	13 696
	Establishments with 1 to 4 employees	22	X	X	X
	Establishments with 5 to 9 employees	8	X	X	X
	Establishments with 10 to 19 employees	13	X	X	X
	Establishments with 20 to 49 employees	17	X	X	X
	Establishments with 50 to 99 employees	6	X	X	X
	Establishments with 100 to 249 employees	-	X	X	X
	Establishments with 250 to 499 employees	-	X	X	X
	Establishments with 500 to 999 employees	-	X	X	X
	Establishments with 1,000 employees or more	-	X	X	X
7222	Limited-service eating places				
	All establishments	109	1 195	2 917	12 988
	Establishments with 1 to 4 employees	56	X	X	X
	Establishments with 5 to 9 employees	22	X	X	X
	Establishments with 10 to 19 employees	9	X	X	X
	Establishments with 20 to 49 employees	19	X	X	X
	Establishments with 50 to 99 employees	3	X	X	X
	Establishments with 100 to 249 employees	-	X	X	X
	Establishments with 250 to 499 employees	-	X	X	X
	Establishments with 500 to 999 employees	-	X	X	X
	Establishments with 1,000 employees or more	-	X	X	X
72221	Limited-service eating places				
	All establishments	109	1 195	2 917	12 988
	Establishments with 1 to 4 employees	56	X	X	X
	Establishments with 5 to 9 employees	22	X	X	X
	Establishments with 10 to 19 employees	9	X	X	X
	Establishments with 20 to 49 employees	19	X	X	X
	Establishments with 50 to 99 employees	3	X	X	X
	Establishments with 100 to 249 employees	-	X	X	X
	Establishments with 250 to 499 employees	-	X	X	X
	Establishments with 500 to 999 employees	-	X	X	X
	Establishments with 1,000 employees or more	-	X	X	X
722211	Limited-service restaurants				
	All establishments	91	1 145	2 744	12 064
	Establishments with 1 to 4 employees	43	X	X	X
	Establishments with 5 to 9 employees	17	X	X	X
	Establishments with 10 to 19 employees	9	X	X	X
	Establishments with 20 to 49 employees	19	X	X	X
	Establishments with 50 to 99 employees	3	X	X	X
	Establishments with 100 to 249 employees	-	X	X	X
	Establishments with 250 to 499 employees	-	X	X	X
	Establishments with 500 to 999 employees	-	X	X	X
	Establishments with 1,000 employees or more	-	X	X	X
7223	Special food services				
	All establishments	18	125	323	1 265
	Establishments with 1 to 4 employees	9	X	X	X
	Establishments with 5 to 9 employees	5	X	X	X
	Establishments with 10 to 19 employees	2	X	X	X
	Establishments with 20 to 49 employees	2	X	X	X
	Establishments with 50 to 99 employees	-	X	X	X
	Establishments with 100 to 249 employees	-	X	X	X
	Establishments with 250 to 499 employees	-	X	X	X
	Establishments with 500 to 999 employees	-	X	X	X
	Establishments with 1,000 employees or more	-	X	X	X
72231	Food service contractors				
	All establishments	12	c	D	D
	Establishments with 1 to 4 employees	5	X	X	X
	Establishments with 5 to 9 employees	4	X	X	X
	Establishments with 10 to 19 employees	1	X	X	X
	Establishments with 20 to 49 employees	2	X	X	X
	Establishments with 50 to 99 employees	-	X	X	X
	Establishments with 100 to 249 employees	-	X	X	X
	Establishments with 250 to 499 employees	-	X	X	X
	Establishments with 500 to 999 employees	-	X	X	X
	Establishments with 1,000 employees or more	-	X	X	X

See footnotes at end of table.

Table 5. Establishments, Employees, and Payroll by Industry and Employment Size of Establishments by County: 2004—Con.

[Excludes most government employees, railroad employees, and self-employed persons. Size class 1 to 4 employees includes establishments having payroll, but no employees, during mid-March pay period. For meaning of abbreviations and symbols, see introductory text. For explanation of terms, see Appendix A. For statement on reliability, see the note at the end of the table and Appendix C]

NAICS code	Geography, kind of business, and employment size class	Establishments (number)	Paid employees for pay period including March 12 (number)	First-quarter payroll (\$1,000)	Annual payroll (\$1,000)
	CUMBERLAND—Con.				
72	Accommodation and food services—Con.				
722	Food services and drinking places—Con.				
7223	Special food services—Con.				
72231	Food service contractors—Con.				
722310	Food service contractors				
	All establishments	12	c	D	D
	Establishments with 1 to 4 employees	5	X	X	X
	Establishments with 5 to 9 employees	4	X	X	X
	Establishments with 10 to 19 employees	1	X	X	X
	Establishments with 20 to 49 employees	2	X	X	X
	Establishments with 50 to 99 employees	—	X	X	X
	Establishments with 100 to 249 employees	—	X	X	X
	Establishments with 250 to 499 employees	—	X	X	X
	Establishments with 500 to 999 employees	—	X	X	X
	Establishments with 1,000 employees or more	—	X	X	X
7224	Drinking places (alcoholic beverages)				
	All establishments	21	165	391	1 527
	Establishments with 1 to 4 employees	8	X	X	X
	Establishments with 5 to 9 employees	7	X	X	X
	Establishments with 10 to 19 employees	4	X	X	X
	Establishments with 20 to 49 employees	2	X	X	X
	Establishments with 50 to 99 employees	—	X	X	X
	Establishments with 100 to 249 employees	—	X	X	X
	Establishments with 250 to 499 employees	—	X	X	X
	Establishments with 500 to 999 employees	—	X	X	X
	Establishments with 1,000 employees or more	—	X	X	X
72241	Drinking places (alcoholic beverages)				
	All establishments	21	165	391	1 527
	Establishments with 1 to 4 employees	8	X	X	X
	Establishments with 5 to 9 employees	7	X	X	X
	Establishments with 10 to 19 employees	4	X	X	X
	Establishments with 20 to 49 employees	2	X	X	X
	Establishments with 50 to 99 employees	—	X	X	X
	Establishments with 100 to 249 employees	—	X	X	X
	Establishments with 250 to 499 employees	—	X	X	X
	Establishments with 500 to 999 employees	—	X	X	X
	Establishments with 1,000 employees or more	—	X	X	X
722410	Drinking places (alcoholic beverages)				
	All establishments	21	165	391	1 527
	Establishments with 1 to 4 employees	8	X	X	X
	Establishments with 5 to 9 employees	7	X	X	X
	Establishments with 10 to 19 employees	4	X	X	X
	Establishments with 20 to 49 employees	2	X	X	X
	Establishments with 50 to 99 employees	—	X	X	X
	Establishments with 100 to 249 employees	—	X	X	X
	Establishments with 250 to 499 employees	—	X	X	X
	Establishments with 500 to 999 employees	—	X	X	X
	Establishments with 1,000 employees or more	—	X	X	X
81	Other services (except public administration)				
	All establishments	404	2 058	8 694	37 668
	Establishments with 1 to 4 employees	273	X	X	X
	Establishments with 5 to 9 employees	78	X	X	X
	Establishments with 10 to 19 employees	43	X	X	X
	Establishments with 20 to 49 employees	8	X	X	X
	Establishments with 50 to 99 employees	1	X	X	X
	Establishments with 100 to 249 employees	1	X	X	X
	Establishments with 250 to 499 employees	—	X	X	X
	Establishments with 500 to 999 employees	—	X	X	X
	Establishments with 1,000 employees or more	—	X	X	X
811	Repair and maintenance				
	All establishments	120	609	3 726	15 984
	Establishments with 1 to 4 employees	79	X	X	X
	Establishments with 5 to 9 employees	24	X	X	X
	Establishments with 10 to 19 employees	14	X	X	X
	Establishments with 20 to 49 employees	2	X	X	X
	Establishments with 50 to 99 employees	1	X	X	X
	Establishments with 100 to 249 employees	—	X	X	X
	Establishments with 250 to 499 employees	—	X	X	X
	Establishments with 500 to 999 employees	—	X	X	X
	Establishments with 1,000 employees or more	—	X	X	X
8111	Automotive repair and maintenance				
	All establishments	94	434	2 561	10 942
	Establishments with 1 to 4 employees	64	X	X	X
	Establishments with 5 to 9 employees	17	X	X	X
	Establishments with 10 to 19 employees	11	X	X	X
	Establishments with 20 to 49 employees	2	X	X	X
	Establishments with 50 to 99 employees	—	X	X	X
	Establishments with 100 to 249 employees	—	X	X	X
	Establishments with 250 to 499 employees	—	X	X	X
	Establishments with 500 to 999 employees	—	X	X	X
	Establishments with 1,000 employees or more	—	X	X	X

See footnotes at end of table.

Table 5. **Establishments, Employees, and Payroll by Industry and Employment Size of Establishments by County: 2004—Con.**

[Excludes most government employees, railroad employees, and self-employed persons. Size class 1 to 4 employees includes establishments having payroll, but no employees, during mid-March pay period. For meaning of abbreviations and symbols, see introductory text. For explanation of terms, see Appendix A. For statement on reliability, see the note at the end of the table and Appendix C]

NAICS code	Geography, kind of business, and employment size class	Establishments (number)	Paid employees for pay period including March 12 (number)	First-quarter payroll (\$1,000)	Annual payroll (\$1,000)
81	CUMBERLAND—Con.				
	Other services (except public administration)—Con.				
811	Repair and maintenance—Con.				
8111	Automotive repair and maintenance—Con.				
81111	Automotive mechanical and electrical repair and maintenance				
	All establishments	56	191	1 191	4 949
	Establishments with 1 to 4 employees	43	X	X	X
	Establishments with 5 to 9 employees	10	X	X	X
	Establishments with 10 to 19 employees	3	X	X	X
	Establishments with 20 to 49 employees	—	X	X	X
	Establishments with 50 to 99 employees	—	X	X	X
	Establishments with 100 to 249 employees	—	X	X	X
	Establishments with 250 to 499 employees	—	X	X	X
	Establishments with 500 to 999 employees	—	X	X	X
	Establishments with 1,000 employees or more	—	X	X	X
811111	General automotive repair				
	All establishments	48	157	932	3 911
	Establishments with 1 to 4 employees	37	X	X	X
	Establishments with 5 to 9 employees	9	X	X	X
	Establishments with 10 to 19 employees	2	X	X	X
	Establishments with 20 to 49 employees	—	X	X	X
	Establishments with 50 to 99 employees	—	X	X	X
	Establishments with 100 to 249 employees	—	X	X	X
	Establishments with 250 to 499 employees	—	X	X	X
	Establishments with 500 to 999 employees	—	X	X	X
	Establishments with 1,000 employees or more	—	X	X	X
81112	Automotive body, paint, interior, and glass repair				
	All establishments	21	132	908	3 811
	Establishments with 1 to 4 employees	11	X	X	X
	Establishments with 5 to 9 employees	4	X	X	X
	Establishments with 10 to 19 employees	5	X	X	X
	Establishments with 20 to 49 employees	1	X	X	X
	Establishments with 50 to 99 employees	—	X	X	X
	Establishments with 100 to 249 employees	—	X	X	X
	Establishments with 250 to 499 employees	—	X	X	X
	Establishments with 500 to 999 employees	—	X	X	X
	Establishments with 1,000 employees or more	—	X	X	X
811121	Automotive body, paint, and interior repair and maintenance				
	All establishments	19	c	D	D
	Establishments with 1 to 4 employees	10	X	X	X
	Establishments with 5 to 9 employees	3	X	X	X
	Establishments with 10 to 19 employees	5	X	X	X
	Establishments with 20 to 49 employees	1	X	X	X
	Establishments with 50 to 99 employees	—	X	X	X
	Establishments with 100 to 249 employees	—	X	X	X
	Establishments with 250 to 499 employees	—	X	X	X
	Establishments with 500 to 999 employees	—	X	X	X
	Establishments with 1,000 employees or more	—	X	X	X
81119	Other automotive repair and maintenance				
	All establishments	17	111	462	2 182
	Establishments with 1 to 4 employees	10	X	X	X
	Establishments with 5 to 9 employees	3	X	X	X
	Establishments with 10 to 19 employees	3	X	X	X
	Establishments with 20 to 49 employees	1	X	X	X
	Establishments with 50 to 99 employees	—	X	X	X
	Establishments with 100 to 249 employees	—	X	X	X
	Establishments with 250 to 499 employees	—	X	X	X
	Establishments with 500 to 999 employees	—	X	X	X
	Establishments with 1,000 employees or more	—	X	X	X
8113	Commercial and industrial machinery and equipment (except automotive and electronic) repair and maintenance				
	All establishments	13	c	D	D
	Establishments with 1 to 4 employees	7	X	X	X
	Establishments with 5 to 9 employees	3	X	X	X
	Establishments with 10 to 19 employees	2	X	X	X
	Establishments with 20 to 49 employees	—	X	X	X
	Establishments with 50 to 99 employees	1	X	X	X
	Establishments with 100 to 249 employees	—	X	X	X
	Establishments with 250 to 499 employees	—	X	X	X
	Establishments with 500 to 999 employees	—	X	X	X
	Establishments with 1,000 employees or more	—	X	X	X
81131	Commercial and industrial machinery and equipment (except automotive and electronic) repair and maintenance				
	All establishments	13	c	D	D
	Establishments with 1 to 4 employees	7	X	X	X
	Establishments with 5 to 9 employees	3	X	X	X
	Establishments with 10 to 19 employees	2	X	X	X
	Establishments with 20 to 49 employees	—	X	X	X
	Establishments with 50 to 99 employees	1	X	X	X
	Establishments with 100 to 249 employees	—	X	X	X
	Establishments with 250 to 499 employees	—	X	X	X
	Establishments with 500 to 999 employees	—	X	X	X
	Establishments with 1,000 employees or more	—	X	X	X

See footnotes at end of table.

Table 5. Establishments, Employees, and Payroll by Industry and Employment Size of Establishments by County: 2004—Con.

[Excludes most government employees, railroad employees, and self-employed persons. Size class 1 to 4 employees includes establishments having payroll, but no employees, during mid-March pay period. For meaning of abbreviations and symbols, see introductory text. For explanation of terms, see Appendix A. For statement on reliability, see the note at the end of the table and Appendix C]

NAICS code	Geography, kind of business, and employment size class	Establishments (number)	Paid employees for pay period including March 12 (number)	First-quarter payroll (\$1,000)	Annual payroll (\$1,000)
	CUMBERLAND—Con.				
81	Other services (except public administration)—Con.				
811	Repair and maintenance—Con.				
8113	Commercial and industrial machinery and equipment (except automotive and electronic) repair and maintenance—Con.				
81131	Commercial and industrial machinery and equipment (except automotive and electronic) repair and maintenance—Con.				
	All establishments—Con.				
	Establishments with 1,000 employees or more.....	—	X	X	X
811310	Commercial and industrial machinery and equipment (except automotive and electronic) repair and maintenance				
	All establishments.....	13	c	D	D
	Establishments with 1 to 4 employees.....	7	X	X	X
	Establishments with 5 to 9 employees.....	3	X	X	X
	Establishments with 10 to 19 employees.....	2	X	X	X
	Establishments with 20 to 49 employees.....	—	X	X	X
	Establishments with 50 to 99 employees.....	1	X	X	X
	Establishments with 100 to 249 employees.....	—	X	X	X
	Establishments with 250 to 499 employees.....	—	X	X	X
	Establishments with 500 to 999 employees.....	—	X	X	X
	Establishments with 1,000 employees or more.....	—	X	X	X
812	Personal and laundry services				
	All establishments.....	128	580	2 054	9 201
	Establishments with 1 to 4 employees.....	88	X	X	X
	Establishments with 5 to 9 employees.....	25	X	X	X
	Establishments with 10 to 19 employees.....	13	X	X	X
	Establishments with 20 to 49 employees.....	2	X	X	X
	Establishments with 50 to 99 employees.....	—	X	X	X
	Establishments with 100 to 249 employees.....	—	X	X	X
	Establishments with 250 to 499 employees.....	—	X	X	X
	Establishments with 500 to 999 employees.....	—	X	X	X
	Establishments with 1,000 employees or more.....	—	X	X	X
8121	Personal care services				
	All establishments.....	76	367	1 127	4 885
	Establishments with 1 to 4 employees.....	49	X	X	X
	Establishments with 5 to 9 employees.....	15	X	X	X
	Establishments with 10 to 19 employees.....	11	X	X	X
	Establishments with 20 to 49 employees.....	1	X	X	X
	Establishments with 50 to 99 employees.....	—	X	X	X
	Establishments with 100 to 249 employees.....	—	X	X	X
	Establishments with 250 to 499 employees.....	—	X	X	X
	Establishments with 500 to 999 employees.....	—	X	X	X
	Establishments with 1,000 employees or more.....	—	X	X	X
81211	Hair, nail, and skin care services				
	All establishments.....	68	e	D	D
	Establishments with 1 to 4 employees.....	44	X	X	X
	Establishments with 5 to 9 employees.....	12	X	X	X
	Establishments with 10 to 19 employees.....	11	X	X	X
	Establishments with 20 to 49 employees.....	1	X	X	X
	Establishments with 50 to 99 employees.....	—	X	X	X
	Establishments with 100 to 249 employees.....	—	X	X	X
	Establishments with 250 to 499 employees.....	—	X	X	X
	Establishments with 500 to 999 employees.....	—	X	X	X
	Establishments with 1,000 employees or more.....	—	X	X	X
812112	Beauty salons				
	All establishments.....	61	326	1 015	4 347
	Establishments with 1 to 4 employees.....	37	X	X	X
	Establishments with 5 to 9 employees.....	12	X	X	X
	Establishments with 10 to 19 employees.....	11	X	X	X
	Establishments with 20 to 49 employees.....	1	X	X	X
	Establishments with 50 to 99 employees.....	—	X	X	X
	Establishments with 100 to 249 employees.....	—	X	X	X
	Establishments with 250 to 499 employees.....	—	X	X	X
	Establishments with 500 to 999 employees.....	—	X	X	X
	Establishments with 1,000 employees or more.....	—	X	X	X
8123	Drycleaning and laundry services				
	All establishments.....	24	118	361	1 787
	Establishments with 1 to 4 employees.....	16	X	X	X
	Establishments with 5 to 9 employees.....	5	X	X	X
	Establishments with 10 to 19 employees.....	2	X	X	X
	Establishments with 20 to 49 employees.....	1	X	X	X
	Establishments with 50 to 99 employees.....	—	X	X	X
	Establishments with 100 to 249 employees.....	—	X	X	X
	Establishments with 250 to 499 employees.....	—	X	X	X
	Establishments with 500 to 999 employees.....	—	X	X	X
	Establishments with 1,000 employees or more.....	—	X	X	X

See footnotes at end of table.

Table 5. Establishments, Employees, and Payroll by Industry and Employment Size of Establishments by County: 2004—Con.

[Excludes most government employees, railroad employees, and self-employed persons. Size class 1 to 4 employees includes establishments having payroll, but no employees, during mid-March pay period. For meaning of abbreviations and symbols, see introductory text. For explanation of terms, see Appendix A. For statement on reliability, see the note at the end of the table and Appendix C]

NAICS code	Geography, kind of business, and employment size class	Establishments (number)	Paid employees for pay period including March 12 (number)	First-quarter payroll (\$1,000)	Annual payroll (\$1,000)
	CUMBERLAND—Con.				
81	Other services (except public administration)—Con.				
813	Religious, grantmaking, civic, professional, and similar organizations				
	All establishments	156	869	2 914	12 483
	Establishments with 1 to 4 employees	106	X	X	X
	Establishments with 5 to 9 employees	29	X	X	X
	Establishments with 10 to 19 employees	16	X	X	X
	Establishments with 20 to 49 employees	4	X	X	X
	Establishments with 50 to 99 employees	—	X	X	X
	Establishments with 100 to 249 employees	1	X	X	X
	Establishments with 250 to 499 employees	—	X	X	X
	Establishments with 500 to 999 employees	—	X	X	X
	Establishments with 1,000 employees or more	—	X	X	X
8131	Religious organizations				
	All establishments	110	550	1 724	7 238
	Establishments with 1 to 4 employees	70	X	X	X
	Establishments with 5 to 9 employees	26	X	X	X
	Establishments with 10 to 19 employees	10	X	X	X
	Establishments with 20 to 49 employees	4	X	X	X
	Establishments with 50 to 99 employees	—	X	X	X
	Establishments with 100 to 249 employees	—	X	X	X
	Establishments with 250 to 499 employees	—	X	X	X
	Establishments with 500 to 999 employees	—	X	X	X
	Establishments with 1,000 employees or more	—	X	X	X
81311	Religious organizations				
	All establishments	110	550	1 724	7 238
	Establishments with 1 to 4 employees	70	X	X	X
	Establishments with 5 to 9 employees	26	X	X	X
	Establishments with 10 to 19 employees	10	X	X	X
	Establishments with 20 to 49 employees	4	X	X	X
	Establishments with 50 to 99 employees	—	X	X	X
	Establishments with 100 to 249 employees	—	X	X	X
	Establishments with 250 to 499 employees	—	X	X	X
	Establishments with 500 to 999 employees	—	X	X	X
	Establishments with 1,000 employees or more	—	X	X	X
813110	Religious organizations				
	All establishments	110	550	1 724	7 238
	Establishments with 1 to 4 employees	70	X	X	X
	Establishments with 5 to 9 employees	26	X	X	X
	Establishments with 10 to 19 employees	10	X	X	X
	Establishments with 20 to 49 employees	4	X	X	X
	Establishments with 50 to 99 employees	—	X	X	X
	Establishments with 100 to 249 employees	—	X	X	X
	Establishments with 250 to 499 employees	—	X	X	X
	Establishments with 500 to 999 employees	—	X	X	X
	Establishments with 1,000 employees or more	—	X	X	X
8134	Civic and social organizations				
	All establishments	16	206	593	2 668
	Establishments with 1 to 4 employees	13	X	X	X
	Establishments with 5 to 9 employees	1	X	X	X
	Establishments with 10 to 19 employees	1	X	X	X
	Establishments with 20 to 49 employees	—	X	X	X
	Establishments with 50 to 99 employees	—	X	X	X
	Establishments with 100 to 249 employees	1	X	X	X
	Establishments with 250 to 499 employees	—	X	X	X
	Establishments with 500 to 999 employees	—	X	X	X
	Establishments with 1,000 employees or more	—	X	X	X
81341	Civic and social organizations				
	All establishments	16	206	593	2 668
	Establishments with 1 to 4 employees	13	X	X	X
	Establishments with 5 to 9 employees	1	X	X	X
	Establishments with 10 to 19 employees	1	X	X	X
	Establishments with 20 to 49 employees	—	X	X	X
	Establishments with 50 to 99 employees	—	X	X	X
	Establishments with 100 to 249 employees	1	X	X	X
	Establishments with 250 to 499 employees	—	X	X	X
	Establishments with 500 to 999 employees	—	X	X	X
	Establishments with 1,000 employees or more	—	X	X	X
813410	Civic and social organizations				
	All establishments	16	206	593	2 668
	Establishments with 1 to 4 employees	13	X	X	X
	Establishments with 5 to 9 employees	1	X	X	X
	Establishments with 10 to 19 employees	1	X	X	X
	Establishments with 20 to 49 employees	—	X	X	X
	Establishments with 50 to 99 employees	—	X	X	X
	Establishments with 100 to 249 employees	1	X	X	X
	Establishments with 250 to 499 employees	—	X	X	X
	Establishments with 500 to 999 employees	—	X	X	X
	Establishments with 1,000 employees or more	—	X	X	X

See footnotes at end of table.

Table 5. Establishments, Employees, and Payroll by Industry and Employment Size of Establishments by County: 2004—Con.

[Excludes most government employees, railroad employees, and self-employed persons. Size class 1 to 4 employees includes establishments having payroll, but no employees, during mid-March pay period. For meaning of abbreviations and symbols, see introductory text. For explanation of terms, see Appendix A. For statement on reliability, see the note at the end of the table and Appendix C]

NAICS code	Geography, kind of business, and employment size class	Establishments (number)	Paid employees for pay period including March 12 (number)	First-quarter payroll (\$1,000)	Annual payroll (\$1,000)
99	CUMBERLAND—Con.				
	Industries not classified				
	All establishments	31	b	D	D
	Establishments with 1 to 4 employees	29	X	X	X
	Establishments with 5 to 9 employees	1	X	X	X
	Establishments with 10 to 19 employees	1	X	X	X
	Establishments with 20 to 49 employees	-	X	X	X
	Establishments with 50 to 99 employees	-	X	X	X
	Establishments with 100 to 249 employees	-	X	X	X
	Establishments with 250 to 499 employees	-	X	X	X
	Establishments with 500 to 999 employees	-	X	X	X
	Establishments with 1,000 employees or more	-	X	X	X
	ESSEX				
	Total for all sectors				
	All establishments	20 268	317 283	3 861 072	14 656 952
	Establishments with 1 to 4 employees	11 918	X	X	X
	Establishments with 5 to 9 employees	3 579	X	X	X
	Establishments with 10 to 19 employees	2 256	X	X	X
	Establishments with 20 to 49 employees	1 508	X	X	X
	Establishments with 50 to 99 employees	541	X	X	X
	Establishments with 100 to 249 employees	303	X	X	X
	Establishments with 250 to 499 employees	106	X	X	X
	Establishments with 500 to 999 employees	31	X	X	X
	Establishments with 1,000 employees or more	26	X	X	X
11	Forestry, fishing & hunting, and agricultural support services (NAICS 113-115)				
	All establishments	1	a	D	D
	Establishments with 1 to 4 employees	1	X	X	X
	Establishments with 5 to 9 employees	-	X	X	X
	Establishments with 10 to 19 employees	-	X	X	X
	Establishments with 20 to 49 employees	-	X	X	X
	Establishments with 50 to 99 employees	-	X	X	X
	Establishments with 100 to 249 employees	-	X	X	X
	Establishments with 250 to 499 employees	-	X	X	X
	Establishments with 500 to 999 employees	-	X	X	X
	Establishments with 1,000 employees or more	-	X	X	X
22	Utilities				
	All establishments	24	h	D	D
	Establishments with 1 to 4 employees	4	X	X	X
	Establishments with 5 to 9 employees	3	X	X	X
	Establishments with 10 to 19 employees	2	X	X	X
	Establishments with 20 to 49 employees	5	X	X	X
	Establishments with 50 to 99 employees	3	X	X	X
	Establishments with 100 to 249 employees	4	X	X	X
	Establishments with 250 to 499 employees	2	X	X	X
	Establishments with 500 to 999 employees	1	X	X	X
	Establishments with 1,000 employees or more	-	X	X	X
221	Utilities				
	All establishments	24	h	D	D
	Establishments with 1 to 4 employees	4	X	X	X
	Establishments with 5 to 9 employees	3	X	X	X
	Establishments with 10 to 19 employees	2	X	X	X
	Establishments with 20 to 49 employees	5	X	X	X
	Establishments with 50 to 99 employees	3	X	X	X
	Establishments with 100 to 249 employees	4	X	X	X
	Establishments with 250 to 499 employees	2	X	X	X
	Establishments with 500 to 999 employees	1	X	X	X
	Establishments with 1,000 employees or more	-	X	X	X
2211	Electric power generation, transmission, and distribution				
	All establishments	17	g	D	D
	Establishments with 1 to 4 employees	2	X	X	X
	Establishments with 5 to 9 employees	2	X	X	X
	Establishments with 10 to 19 employees	1	X	X	X
	Establishments with 20 to 49 employees	3	X	X	X
	Establishments with 50 to 99 employees	2	X	X	X
	Establishments with 100 to 249 employees	4	X	X	X
	Establishments with 250 to 499 employees	2	X	X	X
	Establishments with 500 to 999 employees	1	X	X	X
	Establishments with 1,000 employees or more	-	X	X	X
22111	Electric power generation				
	All establishments	8	f	D	D
	Establishments with 1 to 4 employees	1	X	X	X
	Establishments with 5 to 9 employees	1	X	X	X
	Establishments with 10 to 19 employees	1	X	X	X
	Establishments with 20 to 49 employees	1	X	X	X
	Establishments with 50 to 99 employees	1	X	X	X
	Establishments with 100 to 249 employees	2	X	X	X
	Establishments with 250 to 499 employees	1	X	X	X
	Establishments with 500 to 999 employees	-	X	X	X
	Establishments with 1,000 employees or more	-	X	X	X

See footnotes at end of table.

Table 5. Establishments, Employees, and Payroll by Industry and Employment Size of Establishments by County: 2004—Con.

[Excludes most government employees, railroad employees, and self-employed persons. Size class 1 to 4 employees includes establishments having payroll, but no employees, during mid-March pay period. For meaning of abbreviations and symbols, see introductory text. For explanation of terms, see Appendix A. For statement on reliability, see the note at the end of the table and Appendix C]

NAICS code	Geography, kind of business, and employment size class	Establishments (number)	Paid employees for pay period including March 12 (number)	First-quarter payroll (\$1,000)	Annual payroll (\$1,000)
22	ESSEX—Con.				
	Utilities—Con.				
221	Utilities—Con.				
2211	Electric power generation, transmission, and distribution—Con.				
22111	Electric power generation—Con.				
221112	Fossil fuel electric power generation				
	All establishments	7	f	D	D
	Establishments with 1 to 4 employees	1	X	X	X
	Establishments with 5 to 9 employees	1	X	X	X
	Establishments with 10 to 19 employees	1	X	X	X
	Establishments with 20 to 49 employees	—	X	X	X
	Establishments with 50 to 99 employees	1	X	X	X
	Establishments with 100 to 249 employees	2	X	X	X
	Establishments with 250 to 499 employees	1	X	X	X
	Establishments with 500 to 999 employees	—	X	X	X
	Establishments with 1,000 employees or more	—	X	X	X
22112	Electric power transmission, control, and distribution				
	All establishments	9	g	D	D
	Establishments with 1 to 4 employees	1	X	X	X
	Establishments with 5 to 9 employees	1	X	X	X
	Establishments with 10 to 19 employees	—	X	X	X
	Establishments with 20 to 49 employees	2	X	X	X
	Establishments with 50 to 99 employees	1	X	X	X
	Establishments with 100 to 249 employees	2	X	X	X
	Establishments with 250 to 499 employees	1	X	X	X
	Establishments with 500 to 999 employees	1	X	X	X
	Establishments with 1,000 employees or more	—	X	X	X
221122	Electric power distribution				
	All establishments	7	g	D	D
	Establishments with 1 to 4 employees	1	X	X	X
	Establishments with 5 to 9 employees	1	X	X	X
	Establishments with 10 to 19 employees	—	X	X	X
	Establishments with 20 to 49 employees	—	X	X	X
	Establishments with 50 to 99 employees	1	X	X	X
	Establishments with 100 to 249 employees	2	X	X	X
	Establishments with 250 to 499 employees	1	X	X	X
	Establishments with 500 to 999 employees	1	X	X	X
	Establishments with 1,000 employees or more	—	X	X	X
2213	Water, sewage, and other systems				
	All establishments	5	c	D	D
	Establishments with 1 to 4 employees	—	X	X	X
	Establishments with 5 to 9 employees	1	X	X	X
	Establishments with 10 to 19 employees	1	X	X	X
	Establishments with 20 to 49 employees	2	X	X	X
	Establishments with 50 to 99 employees	1	X	X	X
	Establishments with 100 to 249 employees	—	X	X	X
	Establishments with 250 to 499 employees	—	X	X	X
	Establishments with 500 to 999 employees	—	X	X	X
	Establishments with 1,000 employees or more	—	X	X	X
22131	Water supply and irrigation systems				
	All establishments	3	c	D	D
	Establishments with 1 to 4 employees	—	X	X	X
	Establishments with 5 to 9 employees	1	X	X	X
	Establishments with 10 to 19 employees	1	X	X	X
	Establishments with 20 to 49 employees	—	X	X	X
	Establishments with 50 to 99 employees	1	X	X	X
	Establishments with 100 to 249 employees	—	X	X	X
	Establishments with 250 to 499 employees	—	X	X	X
	Establishments with 500 to 999 employees	—	X	X	X
	Establishments with 1,000 employees or more	—	X	X	X
221310	Water supply and irrigation systems				
	All establishments	3	c	D	D
	Establishments with 1 to 4 employees	—	X	X	X
	Establishments with 5 to 9 employees	1	X	X	X
	Establishments with 10 to 19 employees	1	X	X	X
	Establishments with 20 to 49 employees	—	X	X	X
	Establishments with 50 to 99 employees	1	X	X	X
	Establishments with 100 to 249 employees	—	X	X	X
	Establishments with 250 to 499 employees	—	X	X	X
	Establishments with 500 to 999 employees	—	X	X	X
	Establishments with 1,000 employees or more	—	X	X	X
23	Construction				
	All establishments	1 603	12 749	117 161	565 093
	Establishments with 1 to 4 employees	1 108	X	X	X
	Establishments with 5 to 9 employees	253	X	X	X
	Establishments with 10 to 19 employees	140	X	X	X
	Establishments with 20 to 49 employees	69	X	X	X
	Establishments with 50 to 99 employees	18	X	X	X
	Establishments with 100 to 249 employees	10	X	X	X
	Establishments with 250 to 499 employees	3	X	X	X
	Establishments with 500 to 999 employees	1	X	X	X
	Establishments with 1,000 employees or more	1	X	X	X

See footnotes at end of table.

Table 5. **Establishments, Employees, and Payroll by Industry and Employment Size of Establishments by County: 2004—Con.**

[Excludes most government employees, railroad employees, and self-employed persons. Size class 1 to 4 employees includes establishments having payroll, but no employees, during mid-March pay period. For meaning of abbreviations and symbols, see introductory text. For explanation of terms, see Appendix A. For statement on reliability, see the note at the end of the table and Appendix C]

NAICS code	Geography, kind of business, and employment size class	Establishments (number)	Paid employees for pay period including March 12 (number)	First-quarter payroll (\$1,000)	Annual payroll (\$1,000)
	ESSEX—Con.				
23	Construction—Con.				
236	Construction of buildings				
	All establishments	513	2 742	29 048	141 831
	Establishments with 1 to 4 employees	380	X	X	X
	Establishments with 5 to 9 employees	67	X	X	X
	Establishments with 10 to 19 employees	39	X	X	X
	Establishments with 20 to 49 employees	21	X	X	X
	Establishments with 50 to 99 employees	3	X	X	X
	Establishments with 100 to 249 employees	3	X	X	X
	Establishments with 250 to 499 employees	—	X	X	X
	Establishments with 500 to 999 employees	—	X	X	X
	Establishments with 1,000 employees or more	—	X	X	X
2361	Residential building construction				
	All establishments	416	1 359	10 811	56 628
	Establishments with 1 to 4 employees	341	X	X	X
	Establishments with 5 to 9 employees	49	X	X	X
	Establishments with 10 to 19 employees	19	X	X	X
	Establishments with 20 to 49 employees	6	X	X	X
	Establishments with 50 to 99 employees	—	X	X	X
	Establishments with 100 to 249 employees	1	X	X	X
	Establishments with 250 to 499 employees	—	X	X	X
	Establishments with 500 to 999 employees	—	X	X	X
	Establishments with 1,000 employees or more	—	X	X	X
23611	Residential building construction				
	All establishments	416	1 359	10 811	56 628
	Establishments with 1 to 4 employees	341	X	X	X
	Establishments with 5 to 9 employees	49	X	X	X
	Establishments with 10 to 19 employees	19	X	X	X
	Establishments with 20 to 49 employees	6	X	X	X
	Establishments with 50 to 99 employees	—	X	X	X
	Establishments with 100 to 249 employees	1	X	X	X
	Establishments with 250 to 499 employees	—	X	X	X
	Establishments with 500 to 999 employees	—	X	X	X
	Establishments with 1,000 employees or more	—	X	X	X
236115	New single-family housing construction (except operative builders)				
	All establishments	184	490	3 674	20 808
	Establishments with 1 to 4 employees	152	X	X	X
	Establishments with 5 to 9 employees	22	X	X	X
	Establishments with 10 to 19 employees	8	X	X	X
	Establishments with 20 to 49 employees	2	X	X	X
	Establishments with 50 to 99 employees	—	X	X	X
	Establishments with 100 to 249 employees	—	X	X	X
	Establishments with 250 to 499 employees	—	X	X	X
	Establishments with 500 to 999 employees	—	X	X	X
	Establishments with 1,000 employees or more	—	X	X	X
236116	New multifamily housing construction (except operative builders)				
	All establishments	35	155	1 214	5 292
	Establishments with 1 to 4 employees	23	X	X	X
	Establishments with 5 to 9 employees	9	X	X	X
	Establishments with 10 to 19 employees	2	X	X	X
	Establishments with 20 to 49 employees	1	X	X	X
	Establishments with 50 to 99 employees	—	X	X	X
	Establishments with 100 to 249 employees	—	X	X	X
	Establishments with 250 to 499 employees	—	X	X	X
	Establishments with 500 to 999 employees	—	X	X	X
	Establishments with 1,000 employees or more	—	X	X	X
236118	Residential remodelers				
	All establishments	177	646	5 270	27 226
	Establishments with 1 to 4 employees	149	X	X	X
	Establishments with 5 to 9 employees	16	X	X	X
	Establishments with 10 to 19 employees	8	X	X	X
	Establishments with 20 to 49 employees	3	X	X	X
	Establishments with 50 to 99 employees	—	X	X	X
	Establishments with 100 to 249 employees	1	X	X	X
	Establishments with 250 to 499 employees	—	X	X	X
	Establishments with 500 to 999 employees	—	X	X	X
	Establishments with 1,000 employees or more	—	X	X	X
2362	Nonresidential building construction				
	All establishments	97	1 383	18 237	85 203
	Establishments with 1 to 4 employees	39	X	X	X
	Establishments with 5 to 9 employees	18	X	X	X
	Establishments with 10 to 19 employees	20	X	X	X
	Establishments with 20 to 49 employees	15	X	X	X
	Establishments with 50 to 99 employees	3	X	X	X
	Establishments with 100 to 249 employees	2	X	X	X
	Establishments with 250 to 499 employees	—	X	X	X
	Establishments with 500 to 999 employees	—	X	X	X
	Establishments with 1,000 employees or more	—	X	X	X

See footnotes at end of table.

Table 5. Establishments, Employees, and Payroll by Industry and Employment Size of Establishments by County: 2004—Con.

[Excludes most government employees, railroad employees, and self-employed persons. Size class 1 to 4 employees includes establishments having payroll, but no employees, during mid-March pay period. For meaning of abbreviations and symbols, see introductory text. For explanation of terms, see Appendix A. For statement on reliability, see the note at the end of the table and Appendix C]

NAICS code	Geography, kind of business, and employment size class	Establishments (number)	Paid employees for pay period including March 12 (number)	First-quarter payroll (\$1,000)	Annual payroll (\$1,000)
23	ESSEX—Con.				
	Construction—Con.				
236	Construction of buildings—Con.				
2362	Nonresidential building construction—Con.				
23622	Commercial and institutional building construction				
	All establishments	95	g	D	D
	Establishments with 1 to 4 employees	37	X	X	X
	Establishments with 5 to 9 employees	18	X	X	X
	Establishments with 10 to 19 employees	20	X	X	X
	Establishments with 20 to 49 employees	15	X	X	X
	Establishments with 50 to 99 employees	3	X	X	X
	Establishments with 100 to 249 employees	2	X	X	X
	Establishments with 250 to 499 employees	—	X	X	X
	Establishments with 500 to 999 employees	—	X	X	X
	Establishments with 1,000 employees or more	—	X	X	X
236220	Commercial and institutional building construction				
	All establishments	95	g	D	D
	Establishments with 1 to 4 employees	37	X	X	X
	Establishments with 5 to 9 employees	18	X	X	X
	Establishments with 10 to 19 employees	20	X	X	X
	Establishments with 20 to 49 employees	15	X	X	X
	Establishments with 50 to 99 employees	3	X	X	X
	Establishments with 100 to 249 employees	2	X	X	X
	Establishments with 250 to 499 employees	—	X	X	X
	Establishments with 500 to 999 employees	—	X	X	X
	Establishments with 1,000 employees or more	—	X	X	X
237	Heavy and civil engineering construction				
	All establishments	85	1 889	13 808	75 214
	Establishments with 1 to 4 employees	47	X	X	X
	Establishments with 5 to 9 employees	18	X	X	X
	Establishments with 10 to 19 employees	9	X	X	X
	Establishments with 20 to 49 employees	6	X	X	X
	Establishments with 50 to 99 employees	2	X	X	X
	Establishments with 100 to 249 employees	1	X	X	X
	Establishments with 250 to 499 employees	1	X	X	X
	Establishments with 500 to 999 employees	1	X	X	X
	Establishments with 1,000 employees or more	—	X	X	X
2371	Utility system construction				
	All establishments	14	1 135	4 584	23 551
	Establishments with 1 to 4 employees	6	X	X	X
	Establishments with 5 to 9 employees	1	X	X	X
	Establishments with 10 to 19 employees	4	X	X	X
	Establishments with 20 to 49 employees	—	X	X	X
	Establishments with 50 to 99 employees	1	X	X	X
	Establishments with 100 to 249 employees	—	X	X	X
	Establishments with 250 to 499 employees	1	X	X	X
	Establishments with 500 to 999 employees	1	X	X	X
	Establishments with 1,000 employees or more	—	X	X	X
23711	Water and sewer line and related structures construction				
	All establishments	9	450	3 018	13 391
	Establishments with 1 to 4 employees	3	X	X	X
	Establishments with 5 to 9 employees	1	X	X	X
	Establishments with 10 to 19 employees	4	X	X	X
	Establishments with 20 to 49 employees	—	X	X	X
	Establishments with 50 to 99 employees	—	X	X	X
	Establishments with 100 to 249 employees	—	X	X	X
	Establishments with 250 to 499 employees	1	X	X	X
	Establishments with 500 to 999 employees	—	X	X	X
	Establishments with 1,000 employees or more	—	X	X	X
237110	Water and sewer line and related structures construction				
	All establishments	9	450	3 018	13 391
	Establishments with 1 to 4 employees	3	X	X	X
	Establishments with 5 to 9 employees	1	X	X	X
	Establishments with 10 to 19 employees	4	X	X	X
	Establishments with 20 to 49 employees	—	X	X	X
	Establishments with 50 to 99 employees	—	X	X	X
	Establishments with 100 to 249 employees	—	X	X	X
	Establishments with 250 to 499 employees	1	X	X	X
	Establishments with 500 to 999 employees	—	X	X	X
	Establishments with 1,000 employees or more	—	X	X	X
23713	Power and communication line and related structures construction				
	All establishments	3	f	D	D
	Establishments with 1 to 4 employees	2	X	X	X
	Establishments with 5 to 9 employees	—	X	X	X
	Establishments with 10 to 19 employees	—	X	X	X
	Establishments with 20 to 49 employees	—	X	X	X
	Establishments with 50 to 99 employees	—	X	X	X
	Establishments with 100 to 249 employees	—	X	X	X
	Establishments with 250 to 499 employees	—	X	X	X
	Establishments with 500 to 999 employees	1	X	X	X
	Establishments with 1,000 employees or more	—	X	X	X

See footnotes at end of table.

Table 5. Establishments, Employees, and Payroll by Industry and Employment Size of Establishments by County: 2004—Con.

[Excludes most government employees, railroad employees, and self-employed persons. Size class 1 to 4 employees includes establishments having payroll, but no employees, during mid-March pay period. For meaning of abbreviations and symbols, see introductory text. For explanation of terms, see Appendix A. For statement on reliability, see the note at the end of the table and Appendix C]

NAICS code	Geography, kind of business, and employment size class	Establishments (number)	Paid employees for pay period including March 12 (number)	First-quarter payroll (\$1,000)	Annual payroll (\$1,000)
23	ESSEX—Con.				
	Construction—Con.				
237	Heavy and civil engineering construction—Con.				
2371	Utility system construction—Con.				
23713	Power and communication line and related structures construction—Con.				
237130	Power and communication line and related structures construction				
	All establishments	3	f	D	D
	Establishments with 1 to 4 employees	2	X	X	X
	Establishments with 5 to 9 employees	—	X	X	X
	Establishments with 10 to 19 employees	—	X	X	X
	Establishments with 20 to 49 employees	—	X	X	X
	Establishments with 50 to 99 employees	—	X	X	X
	Establishments with 100 to 249 employees	—	X	X	X
	Establishments with 250 to 499 employees	—	X	X	X
	Establishments with 500 to 999 employees	1	X	X	X
	Establishments with 1,000 employees or more	—	X	X	X
2372	Land subdivision				
	All establishments	27	317	4 147	18 005
	Establishments with 1 to 4 employees	20	X	X	X
	Establishments with 5 to 9 employees	5	X	X	X
	Establishments with 10 to 19 employees	1	X	X	X
	Establishments with 20 to 49 employees	—	X	X	X
	Establishments with 50 to 99 employees	—	X	X	X
	Establishments with 100 to 249 employees	1	X	X	X
	Establishments with 250 to 499 employees	—	X	X	X
	Establishments with 500 to 999 employees	—	X	X	X
	Establishments with 1,000 employees or more	—	X	X	X
23721	Land subdivision				
	All establishments	27	317	4 147	18 005
	Establishments with 1 to 4 employees	20	X	X	X
	Establishments with 5 to 9 employees	5	X	X	X
	Establishments with 10 to 19 employees	1	X	X	X
	Establishments with 20 to 49 employees	—	X	X	X
	Establishments with 50 to 99 employees	—	X	X	X
	Establishments with 100 to 249 employees	1	X	X	X
	Establishments with 250 to 499 employees	—	X	X	X
	Establishments with 500 to 999 employees	—	X	X	X
	Establishments with 1,000 employees or more	—	X	X	X
237210	Land subdivision				
	All establishments	27	317	4 147	18 005
	Establishments with 1 to 4 employees	20	X	X	X
	Establishments with 5 to 9 employees	5	X	X	X
	Establishments with 10 to 19 employees	1	X	X	X
	Establishments with 20 to 49 employees	—	X	X	X
	Establishments with 50 to 99 employees	—	X	X	X
	Establishments with 100 to 249 employees	1	X	X	X
	Establishments with 250 to 499 employees	—	X	X	X
	Establishments with 500 to 999 employees	—	X	X	X
	Establishments with 1,000 employees or more	—	X	X	X
2373	Highway, street, and bridge construction				
	All establishments	35	350	4 460	27 590
	Establishments with 1 to 4 employees	16	X	X	X
	Establishments with 5 to 9 employees	10	X	X	X
	Establishments with 10 to 19 employees	3	X	X	X
	Establishments with 20 to 49 employees	5	X	X	X
	Establishments with 50 to 99 employees	1	X	X	X
	Establishments with 100 to 249 employees	—	X	X	X
	Establishments with 250 to 499 employees	—	X	X	X
	Establishments with 500 to 999 employees	—	X	X	X
	Establishments with 1,000 employees or more	—	X	X	X
23731	Highway, street, and bridge construction				
	All establishments	35	350	4 460	27 590
	Establishments with 1 to 4 employees	16	X	X	X
	Establishments with 5 to 9 employees	10	X	X	X
	Establishments with 10 to 19 employees	3	X	X	X
	Establishments with 20 to 49 employees	5	X	X	X
	Establishments with 50 to 99 employees	1	X	X	X
	Establishments with 100 to 249 employees	—	X	X	X
	Establishments with 250 to 499 employees	—	X	X	X
	Establishments with 500 to 999 employees	—	X	X	X
	Establishments with 1,000 employees or more	—	X	X	X
237310	Highway, street, and bridge construction				
	All establishments	35	350	4 460	27 590
	Establishments with 1 to 4 employees	16	X	X	X
	Establishments with 5 to 9 employees	10	X	X	X
	Establishments with 10 to 19 employees	3	X	X	X
	Establishments with 20 to 49 employees	5	X	X	X
	Establishments with 50 to 99 employees	1	X	X	X
	Establishments with 100 to 249 employees	—	X	X	X
	Establishments with 250 to 499 employees	—	X	X	X
	Establishments with 500 to 999 employees	—	X	X	X
	Establishments with 1,000 employees or more	—	X	X	X

See footnotes at end of table.

Table 5. Establishments, Employees, and Payroll by Industry and Employment Size of Establishments by County: 2004—Con.

[Excludes most government employees, railroad employees, and self-employed persons. Size class 1 to 4 employees includes establishments having payroll, but no employees, during mid-March pay period. For meaning of abbreviations and symbols, see introductory text. For explanation of terms, see Appendix A. For statement on reliability, see the note at the end of the table and Appendix C]

NAICS code	Geography, kind of business, and employment size class	Establishments (number)	Paid employees for pay period including March 12 (number)	First-quarter payroll (\$1,000)	Annual payroll (\$1,000)
	ESSEX—Con.				
23	Construction—Con.				
237	Heavy and civil engineering construction—Con.				
2373	Highway, street, and bridge construction—Con.				
23731	Highway, street, and bridge construction—Con.				
237310	Highway, street, and bridge construction—Con.				
	All establishments—Con.				
	Establishments with 500 to 999 employees	—	X	X	X
	Establishments with 1,000 employees or more	—	X	X	X
238	Specialty trade contractors				
	All establishments	1 005	8 118	74 305	348 048
	Establishments with 1 to 4 employees	681	X	X	X
	Establishments with 5 to 9 employees	168	X	X	X
	Establishments with 10 to 19 employees	92	X	X	X
	Establishments with 20 to 49 employees	42	X	X	X
	Establishments with 50 to 99 employees	13	X	X	X
	Establishments with 100 to 249 employees	6	X	X	X
	Establishments with 250 to 499 employees	2	X	X	X
	Establishments with 500 to 999 employees	—	X	X	X
	Establishments with 1,000 employees or more	1	X	X	X
2381	Foundation, structure, and building exterior contractors				
	All establishments	233	1 182	9 307	51 337
	Establishments with 1 to 4 employees	165	X	X	X
	Establishments with 5 to 9 employees	39	X	X	X
	Establishments with 10 to 19 employees	19	X	X	X
	Establishments with 20 to 49 employees	5	X	X	X
	Establishments with 50 to 99 employees	5	X	X	X
	Establishments with 100 to 249 employees	—	X	X	X
	Establishments with 250 to 499 employees	—	X	X	X
	Establishments with 500 to 999 employees	—	X	X	X
	Establishments with 1,000 employees or more	—	X	X	X
23811	Poured concrete foundation and structure contractors				
	All establishments	32	112	866	6 039
	Establishments with 1 to 4 employees	24	X	X	X
	Establishments with 5 to 9 employees	4	X	X	X
	Establishments with 10 to 19 employees	4	X	X	X
	Establishments with 20 to 49 employees	—	X	X	X
	Establishments with 50 to 99 employees	—	X	X	X
	Establishments with 100 to 249 employees	—	X	X	X
	Establishments with 250 to 499 employees	—	X	X	X
	Establishments with 500 to 999 employees	—	X	X	X
	Establishments with 1,000 employees or more	—	X	X	X
238110	Poured concrete foundation and structure contractors				
	All establishments	32	112	866	6 039
	Establishments with 1 to 4 employees	24	X	X	X
	Establishments with 5 to 9 employees	4	X	X	X
	Establishments with 10 to 19 employees	4	X	X	X
	Establishments with 20 to 49 employees	—	X	X	X
	Establishments with 50 to 99 employees	—	X	X	X
	Establishments with 100 to 249 employees	—	X	X	X
	Establishments with 250 to 499 employees	—	X	X	X
	Establishments with 500 to 999 employees	—	X	X	X
	Establishments with 1,000 employees or more	—	X	X	X
23813	Framing contractors				
	All establishments	37	109	894	4 839
	Establishments with 1 to 4 employees	29	X	X	X
	Establishments with 5 to 9 employees	7	X	X	X
	Establishments with 10 to 19 employees	1	X	X	X
	Establishments with 20 to 49 employees	—	X	X	X
	Establishments with 50 to 99 employees	—	X	X	X
	Establishments with 100 to 249 employees	—	X	X	X
	Establishments with 250 to 499 employees	—	X	X	X
	Establishments with 500 to 999 employees	—	X	X	X
	Establishments with 1,000 employees or more	—	X	X	X
238130	Framing contractors				
	All establishments	37	109	894	4 839
	Establishments with 1 to 4 employees	29	X	X	X
	Establishments with 5 to 9 employees	7	X	X	X
	Establishments with 10 to 19 employees	1	X	X	X
	Establishments with 20 to 49 employees	—	X	X	X
	Establishments with 50 to 99 employees	—	X	X	X
	Establishments with 100 to 249 employees	—	X	X	X
	Establishments with 250 to 499 employees	—	X	X	X
	Establishments with 500 to 999 employees	—	X	X	X
	Establishments with 1,000 employees or more	—	X	X	X

See footnotes at end of table.

Table 5. Establishments, Employees, and Payroll by Industry and Employment Size of Establishments by County: 2004—Con.

[Excludes most government employees, railroad employees, and self-employed persons. Size class 1 to 4 employees includes establishments having payroll, but no employees, during mid-March pay period. For meaning of abbreviations and symbols, see introductory text. For explanation of terms, see Appendix A. For statement on reliability, see the note at the end of the table and Appendix C]

NAICS code	Geography, kind of business, and employment size class	Establishments (number)	Paid employees for pay period including March 12 (number)	First-quarter payroll (\$1,000)	Annual payroll (\$1,000)
23	ESSEX—Con.				
	Construction—Con.				
238	Specialty trade contractors—Con.				
2381	Foundation, structure, and building exterior contractors—Con.				
23814	Masonry contractors				
	All establishments	84	467	3 138	18 848
	Establishments with 1 to 4 employees	62	X	X	X
	Establishments with 5 to 9 employees	11	X	X	X
	Establishments with 10 to 19 employees	6	X	X	X
	Establishments with 20 to 49 employees	2	X	X	X
	Establishments with 50 to 99 employees	3	X	X	X
	Establishments with 100 to 249 employees	—	X	X	X
	Establishments with 250 to 499 employees	—	X	X	X
	Establishments with 500 to 999 employees	—	X	X	X
	Establishments with 1,000 employees or more	—	X	X	X
238140	Masonry contractors				
	All establishments	84	467	3 138	18 848
	Establishments with 1 to 4 employees	62	X	X	X
	Establishments with 5 to 9 employees	11	X	X	X
	Establishments with 10 to 19 employees	6	X	X	X
	Establishments with 20 to 49 employees	2	X	X	X
	Establishments with 50 to 99 employees	3	X	X	X
	Establishments with 100 to 249 employees	—	X	X	X
	Establishments with 250 to 499 employees	—	X	X	X
	Establishments with 500 to 999 employees	—	X	X	X
	Establishments with 1,000 employees or more	—	X	X	X
23815	Glass and glazing contractors				
	All establishments	11	129	1 333	5 550
	Establishments with 1 to 4 employees	3	X	X	X
	Establishments with 5 to 9 employees	6	X	X	X
	Establishments with 10 to 19 employees	—	X	X	X
	Establishments with 20 to 49 employees	1	X	X	X
	Establishments with 50 to 99 employees	1	X	X	X
	Establishments with 100 to 249 employees	—	X	X	X
	Establishments with 250 to 499 employees	—	X	X	X
	Establishments with 500 to 999 employees	—	X	X	X
	Establishments with 1,000 employees or more	—	X	X	X
238150	Glass and glazing contractors				
	All establishments	11	129	1 333	5 550
	Establishments with 1 to 4 employees	3	X	X	X
	Establishments with 5 to 9 employees	6	X	X	X
	Establishments with 10 to 19 employees	—	X	X	X
	Establishments with 20 to 49 employees	1	X	X	X
	Establishments with 50 to 99 employees	1	X	X	X
	Establishments with 100 to 249 employees	—	X	X	X
	Establishments with 250 to 499 employees	—	X	X	X
	Establishments with 500 to 999 employees	—	X	X	X
	Establishments with 1,000 employees or more	—	X	X	X
23816	Roofing contractors				
	All establishments	35	225	1 906	10 714
	Establishments with 1 to 4 employees	22	X	X	X
	Establishments with 5 to 9 employees	6	X	X	X
	Establishments with 10 to 19 employees	5	X	X	X
	Establishments with 20 to 49 employees	1	X	X	X
	Establishments with 50 to 99 employees	1	X	X	X
	Establishments with 100 to 249 employees	—	X	X	X
	Establishments with 250 to 499 employees	—	X	X	X
	Establishments with 500 to 999 employees	—	X	X	X
	Establishments with 1,000 employees or more	—	X	X	X
238160	Roofing contractors				
	All establishments	35	225	1 906	10 714
	Establishments with 1 to 4 employees	22	X	X	X
	Establishments with 5 to 9 employees	6	X	X	X
	Establishments with 10 to 19 employees	5	X	X	X
	Establishments with 20 to 49 employees	1	X	X	X
	Establishments with 50 to 99 employees	1	X	X	X
	Establishments with 100 to 249 employees	—	X	X	X
	Establishments with 250 to 499 employees	—	X	X	X
	Establishments with 500 to 999 employees	—	X	X	X
	Establishments with 1,000 employees or more	—	X	X	X
2382	Building equipment contractors				
	All establishments	359	4 043	39 423	179 599
	Establishments with 1 to 4 employees	225	X	X	X
	Establishments with 5 to 9 employees	64	X	X	X
	Establishments with 10 to 19 employees	40	X	X	X
	Establishments with 20 to 49 employees	19	X	X	X
	Establishments with 50 to 99 employees	5	X	X	X
	Establishments with 100 to 249 employees	5	X	X	X
	Establishments with 250 to 499 employees	—	X	X	X
	Establishments with 500 to 999 employees	—	X	X	X
	Establishments with 1,000 employees or more	1	X	X	X

See footnotes at end of table.

Table 5. Establishments, Employees, and Payroll by Industry and Employment Size of Establishments by County: 2004—Con.

[Excludes most government employees, railroad employees, and self-employed persons. Size class 1 to 4 employees includes establishments having payroll, but no employees, during mid-March pay period. For meaning of abbreviations and symbols, see introductory text. For explanation of terms, see Appendix A. For statement on reliability, see the note at the end of the table and Appendix C]

NAICS code	Geography, kind of business, and employment size class	Establishments (number)	Paid employees for pay period including March 12 (number)	First-quarter payroll (\$1,000)	Annual payroll (\$1,000)
23	ESSEX—Con.				
	Construction—Con.				
238	Specialty trade contractors—Con.				
2382	Building equipment contractors—Con.				
23821	Electrical Contractors				
	All establishments	151	2 322	19 645	90 423
	Establishments with 1 to 4 employees	95	X	X	X
	Establishments with 5 to 9 employees	31	X	X	X
	Establishments with 10 to 19 employees	15	X	X	X
	Establishments with 20 to 49 employees	4	X	X	X
	Establishments with 50 to 99 employees	2	X	X	X
	Establishments with 100 to 249 employees	3	X	X	X
	Establishments with 250 to 499 employees	—	X	X	X
	Establishments with 500 to 999 employees	—	X	X	X
	Establishments with 1,000 employees or more	1	X	X	X
238210	Electrical Contractors				
	All establishments	151	2 322	19 645	90 423
	Establishments with 1 to 4 employees	95	X	X	X
	Establishments with 5 to 9 employees	31	X	X	X
	Establishments with 10 to 19 employees	15	X	X	X
	Establishments with 20 to 49 employees	4	X	X	X
	Establishments with 50 to 99 employees	2	X	X	X
	Establishments with 100 to 249 employees	3	X	X	X
	Establishments with 250 to 499 employees	—	X	X	X
	Establishments with 500 to 999 employees	—	X	X	X
	Establishments with 1,000 employees or more	1	X	X	X
23822	Plumbing, heating, and air-conditioning contractors				
	All establishments	195	1 525	16 825	73 802
	Establishments with 1 to 4 employees	125	X	X	X
	Establishments with 5 to 9 employees	32	X	X	X
	Establishments with 10 to 19 employees	22	X	X	X
	Establishments with 20 to 49 employees	12	X	X	X
	Establishments with 50 to 99 employees	2	X	X	X
	Establishments with 100 to 249 employees	2	X	X	X
	Establishments with 250 to 499 employees	—	X	X	X
	Establishments with 500 to 999 employees	—	X	X	X
	Establishments with 1,000 employees or more	—	X	X	X
238220	Plumbing, heating, and air-conditioning contractors				
	All establishments	195	1 525	16 825	73 802
	Establishments with 1 to 4 employees	125	X	X	X
	Establishments with 5 to 9 employees	32	X	X	X
	Establishments with 10 to 19 employees	22	X	X	X
	Establishments with 20 to 49 employees	12	X	X	X
	Establishments with 50 to 99 employees	2	X	X	X
	Establishments with 100 to 249 employees	2	X	X	X
	Establishments with 250 to 499 employees	—	X	X	X
	Establishments with 500 to 999 employees	—	X	X	X
	Establishments with 1,000 employees or more	—	X	X	X
23829	Other building equipment contractors				
	All establishments	13	196	2 953	15 374
	Establishments with 1 to 4 employees	5	X	X	X
	Establishments with 5 to 9 employees	1	X	X	X
	Establishments with 10 to 19 employees	3	X	X	X
	Establishments with 20 to 49 employees	3	X	X	X
	Establishments with 50 to 99 employees	3	X	X	X
	Establishments with 100 to 249 employees	1	X	X	X
	Establishments with 250 to 499 employees	—	X	X	X
	Establishments with 500 to 999 employees	—	X	X	X
	Establishments with 1,000 employees or more	—	X	X	X
238290	Other building equipment contractors				
	All establishments	13	196	2 953	15 374
	Establishments with 1 to 4 employees	5	X	X	X
	Establishments with 5 to 9 employees	1	X	X	X
	Establishments with 10 to 19 employees	3	X	X	X
	Establishments with 20 to 49 employees	3	X	X	X
	Establishments with 50 to 99 employees	3	X	X	X
	Establishments with 100 to 249 employees	1	X	X	X
	Establishments with 250 to 499 employees	—	X	X	X
	Establishments with 500 to 999 employees	—	X	X	X
	Establishments with 1,000 employees or more	—	X	X	X
2383	Building finishing contractors				
	All establishments	301	2 071	18 294	82 144
	Establishments with 1 to 4 employees	210	X	X	X
	Establishments with 5 to 9 employees	50	X	X	X
	Establishments with 10 to 19 employees	25	X	X	X
	Establishments with 20 to 49 employees	11	X	X	X
	Establishments with 50 to 99 employees	3	X	X	X
	Establishments with 100 to 249 employees	1	X	X	X
	Establishments with 250 to 499 employees	1	X	X	X
	Establishments with 500 to 999 employees	—	X	X	X
	Establishments with 1,000 employees or more	—	X	X	X

See footnotes at end of table.

Table 5. Establishments, Employees, and Payroll by Industry and Employment Size of Establishments by County: 2004—Con.

[Excludes most government employees, railroad employees, and self-employed persons. Size class 1 to 4 employees includes establishments having payroll, but no employees, during mid-March pay period. For meaning of abbreviations and symbols, see introductory text. For explanation of terms, see Appendix A. For statement on reliability, see the note at the end of the table and Appendix C]

NAICS code	Geography, kind of business, and employment size class	Establishments (number)	Paid employees for pay period including March 12 (number)	First-quarter payroll (\$1,000)	Annual payroll (\$1,000)
23	ESSEX—Con.				
	Construction—Con.				
238	Specialty trade contractors—Con.				
2383	Building finishing contractors—Con.				
23831	Drywall and insulation contractors				
	All establishments	14	576	6 387	29 490
	Establishments with 1 to 4 employees	9	X	X	X
	Establishments with 5 to 9 employees	—	X	X	X
	Establishments with 10 to 19 employees	3	X	X	X
	Establishments with 20 to 49 employees	—	X	X	X
	Establishments with 50 to 99 employees	—	X	X	X
	Establishments with 100 to 249 employees	1	X	X	X
	Establishments with 250 to 499 employees	1	X	X	X
	Establishments with 500 to 999 employees	—	X	X	X
	Establishments with 1,000 employees or more	—	X	X	X
238310	Drywall and insulation contractors				
	All establishments	14	576	6 387	29 490
	Establishments with 1 to 4 employees	9	X	X	X
	Establishments with 5 to 9 employees	—	X	X	X
	Establishments with 10 to 19 employees	3	X	X	X
	Establishments with 20 to 49 employees	—	X	X	X
	Establishments with 50 to 99 employees	—	X	X	X
	Establishments with 100 to 249 employees	1	X	X	X
	Establishments with 250 to 499 employees	1	X	X	X
	Establishments with 500 to 999 employees	—	X	X	X
	Establishments with 1,000 employees or more	—	X	X	X
23832	Painting and wall covering contractors				
	All establishments	93	455	3 550	16 938
	Establishments with 1 to 4 employees	65	X	X	X
	Establishments with 5 to 9 employees	16	X	X	X
	Establishments with 10 to 19 employees	7	X	X	X
	Establishments with 20 to 49 employees	5	X	X	X
	Establishments with 50 to 99 employees	—	X	X	X
	Establishments with 100 to 249 employees	—	X	X	X
	Establishments with 250 to 499 employees	—	X	X	X
	Establishments with 500 to 999 employees	—	X	X	X
	Establishments with 1,000 employees or more	—	X	X	X
238320	Painting and wall covering contractors				
	All establishments	93	455	3 550	16 938
	Establishments with 1 to 4 employees	65	X	X	X
	Establishments with 5 to 9 employees	16	X	X	X
	Establishments with 10 to 19 employees	7	X	X	X
	Establishments with 20 to 49 employees	5	X	X	X
	Establishments with 50 to 99 employees	—	X	X	X
	Establishments with 100 to 249 employees	—	X	X	X
	Establishments with 250 to 499 employees	—	X	X	X
	Establishments with 500 to 999 employees	—	X	X	X
	Establishments with 1,000 employees or more	—	X	X	X
23833	Flooring contractors				
	All establishments	46	296	2 534	10 292
	Establishments with 1 to 4 employees	29	X	X	X
	Establishments with 5 to 9 employees	6	X	X	X
	Establishments with 10 to 19 employees	7	X	X	X
	Establishments with 20 to 49 employees	4	X	X	X
	Establishments with 50 to 99 employees	—	X	X	X
	Establishments with 100 to 249 employees	—	X	X	X
	Establishments with 250 to 499 employees	—	X	X	X
	Establishments with 500 to 999 employees	—	X	X	X
	Establishments with 1,000 employees or more	—	X	X	X
238330	Flooring contractors				
	All establishments	46	296	2 534	10 292
	Establishments with 1 to 4 employees	29	X	X	X
	Establishments with 5 to 9 employees	6	X	X	X
	Establishments with 10 to 19 employees	7	X	X	X
	Establishments with 20 to 49 employees	4	X	X	X
	Establishments with 50 to 99 employees	—	X	X	X
	Establishments with 100 to 249 employees	—	X	X	X
	Establishments with 250 to 499 employees	—	X	X	X
	Establishments with 500 to 999 employees	—	X	X	X
	Establishments with 1,000 employees or more	—	X	X	X
23834	Tile and terrazzo contractors				
	All establishments	37	244	2 320	7 915
	Establishments with 1 to 4 employees	25	X	X	X
	Establishments with 5 to 9 employees	6	X	X	X
	Establishments with 10 to 19 employees	4	X	X	X
	Establishments with 20 to 49 employees	1	X	X	X
	Establishments with 50 to 99 employees	1	X	X	X
	Establishments with 100 to 249 employees	—	X	X	X
	Establishments with 250 to 499 employees	—	X	X	X
	Establishments with 500 to 999 employees	—	X	X	X
	Establishments with 1,000 employees or more	—	X	X	X

See footnotes at end of table.

Table 5. Establishments, Employees, and Payroll by Industry and Employment Size of Establishments by County: 2004—Con.

[Excludes most government employees, railroad employees, and self-employed persons. Size class 1 to 4 employees includes establishments having payroll, but no employees, during mid-March pay period. For meaning of abbreviations and symbols, see introductory text. For explanation of terms, see Appendix A. For statement on reliability, see the note at the end of the table and Appendix C]

NAICS code	Geography, kind of business, and employment size class	Establishments (number)	Paid employees for pay period including March 12 (number)	First-quarter payroll (\$1,000)	Annual payroll (\$1,000)
23	ESSEX—Con.				
	Construction—Con.				
238	Specialty trade contractors—Con.				
2383	Building finishing contractors—Con.				
23834	Tile and terrazzo contractors—Con.				
238340	Tile and terrazzo contractors				
	All establishments	37	244	2 320	7 915
	Establishments with 1 to 4 employees	25	X	X	X
	Establishments with 5 to 9 employees	6	X	X	X
	Establishments with 10 to 19 employees	4	X	X	X
	Establishments with 20 to 49 employees	1	X	X	X
	Establishments with 50 to 99 employees	1	X	X	X
	Establishments with 100 to 249 employees	—	X	X	X
	Establishments with 250 to 499 employees	—	X	X	X
	Establishments with 500 to 999 employees	—	X	X	X
	Establishments with 1,000 employees or more	—	X	X	X
23835	Finish carpentry contractors				
	All establishments	94	389	2 757	13 855
	Establishments with 1 to 4 employees	70	X	X	X
	Establishments with 5 to 9 employees	21	X	X	X
	Establishments with 10 to 19 employees	1	X	X	X
	Establishments with 20 to 49 employees	1	X	X	X
	Establishments with 50 to 99 employees	1	X	X	X
	Establishments with 100 to 249 employees	—	X	X	X
	Establishments with 250 to 499 employees	—	X	X	X
	Establishments with 500 to 999 employees	—	X	X	X
	Establishments with 1,000 employees or more	—	X	X	X
238350	Finish carpentry contractors				
	All establishments	94	389	2 757	13 855
	Establishments with 1 to 4 employees	70	X	X	X
	Establishments with 5 to 9 employees	21	X	X	X
	Establishments with 10 to 19 employees	1	X	X	X
	Establishments with 20 to 49 employees	1	X	X	X
	Establishments with 50 to 99 employees	1	X	X	X
	Establishments with 100 to 249 employees	—	X	X	X
	Establishments with 250 to 499 employees	—	X	X	X
	Establishments with 500 to 999 employees	—	X	X	X
	Establishments with 1,000 employees or more	—	X	X	X
23839	Other building finishing contractors				
	All establishments	17	111	746	3 654
	Establishments with 1 to 4 employees	12	X	X	X
	Establishments with 5 to 9 employees	1	X	X	X
	Establishments with 10 to 19 employees	3	X	X	X
	Establishments with 20 to 49 employees	—	X	X	X
	Establishments with 50 to 99 employees	1	X	X	X
	Establishments with 100 to 249 employees	—	X	X	X
	Establishments with 250 to 499 employees	—	X	X	X
	Establishments with 500 to 999 employees	—	X	X	X
	Establishments with 1,000 employees or more	—	X	X	X
238390	Other building finishing contractors				
	All establishments	17	111	746	3 654
	Establishments with 1 to 4 employees	12	X	X	X
	Establishments with 5 to 9 employees	1	X	X	X
	Establishments with 10 to 19 employees	3	X	X	X
	Establishments with 20 to 49 employees	—	X	X	X
	Establishments with 50 to 99 employees	1	X	X	X
	Establishments with 100 to 249 employees	—	X	X	X
	Establishments with 250 to 499 employees	—	X	X	X
	Establishments with 500 to 999 employees	—	X	X	X
	Establishments with 1,000 employees or more	—	X	X	X
2389	Other specialty trade contractors				
	All establishments	112	822	7 281	34 968
	Establishments with 1 to 4 employees	81	X	X	X
	Establishments with 5 to 9 employees	15	X	X	X
	Establishments with 10 to 19 employees	8	X	X	X
	Establishments with 20 to 49 employees	7	X	X	X
	Establishments with 50 to 99 employees	—	X	X	X
	Establishments with 100 to 249 employees	—	X	X	X
	Establishments with 250 to 499 employees	1	X	X	X
	Establishments with 500 to 999 employees	—	X	X	X
	Establishments with 1,000 employees or more	—	X	X	X
23891	Site preparation contractors				
	All establishments	46	606	5 300	23 510
	Establishments with 1 to 4 employees	29	X	X	X
	Establishments with 5 to 9 employees	8	X	X	X
	Establishments with 10 to 19 employees	2	X	X	X
	Establishments with 20 to 49 employees	6	X	X	X
	Establishments with 50 to 99 employees	—	X	X	X
	Establishments with 100 to 249 employees	—	X	X	X
	Establishments with 250 to 499 employees	1	X	X	X
	Establishments with 500 to 999 employees	—	X	X	X
	Establishments with 1,000 employees or more	—	X	X	X

See footnotes at end of table.

Table 5. Establishments, Employees, and Payroll by Industry and Employment Size of Establishments by County: 2004—Con.

[Excludes most government employees, railroad employees, and self-employed persons. Size class 1 to 4 employees includes establishments having payroll, but no employees, during mid-March pay period. For meaning of abbreviations and symbols, see introductory text. For explanation of terms, see Appendix A. For statement on reliability, see the note at the end of the table and Appendix C]

NAICS code	Geography, kind of business, and employment size class	Establishments (number)	Paid employees for pay period including March 12 (number)	First-quarter payroll (\$1,000)	Annual payroll (\$1,000)
23	ESSEX—Con.				
	Construction—Con.				
238	Specialty trade contractors—Con.				
2389	Other specialty trade contractors—Con.				
23891	Site preparation contractors—Con.				
238910	Site preparation contractors				
	All establishments	46	606	5 300	23 510
	Establishments with 1 to 4 employees	29	X	X	X
	Establishments with 5 to 9 employees	8	X	X	X
	Establishments with 10 to 19 employees	2	X	X	X
	Establishments with 20 to 49 employees	6	X	X	X
	Establishments with 50 to 99 employees	—	X	X	X
	Establishments with 100 to 249 employees	—	X	X	X
	Establishments with 250 to 499 employees	1	X	X	X
	Establishments with 500 to 999 employees	—	X	X	X
	Establishments with 1,000 employees or more	—	X	X	X
23899	All other specialty trade contractors				
	All establishments	66	216	1 981	11 458
	Establishments with 1 to 4 employees	52	X	X	X
	Establishments with 5 to 9 employees	7	X	X	X
	Establishments with 10 to 19 employees	6	X	X	X
	Establishments with 20 to 49 employees	1	X	X	X
	Establishments with 50 to 99 employees	—	X	X	X
	Establishments with 100 to 249 employees	—	X	X	X
	Establishments with 250 to 499 employees	—	X	X	X
	Establishments with 500 to 999 employees	—	X	X	X
	Establishments with 1,000 employees or more	—	X	X	X
238990	All other specialty trade contractors				
	All establishments	66	216	1 981	11 458
	Establishments with 1 to 4 employees	52	X	X	X
	Establishments with 5 to 9 employees	7	X	X	X
	Establishments with 10 to 19 employees	6	X	X	X
	Establishments with 20 to 49 employees	1	X	X	X
	Establishments with 50 to 99 employees	—	X	X	X
	Establishments with 100 to 249 employees	—	X	X	X
	Establishments with 250 to 499 employees	—	X	X	X
	Establishments with 500 to 999 employees	—	X	X	X
	Establishments with 1,000 employees or more	—	X	X	X
31-33	Manufacturing				
	All establishments	1 014	28 109	358 699	1 387 477
	Establishments with 1 to 4 employees	337	X	X	X
	Establishments with 5 to 9 employees	199	X	X	X
	Establishments with 10 to 19 employees	180	X	X	X
	Establishments with 20 to 49 employees	180	X	X	X
	Establishments with 50 to 99 employees	64	X	X	X
	Establishments with 100 to 249 employees	42	X	X	X
	Establishments with 250 to 499 employees	9	X	X	X
	Establishments with 500 to 999 employees	1	X	X	X
	Establishments with 1,000 employees or more	2	X	X	X
311	Food manufacturing				
	All establishments	93	2 608	20 761	90 485
	Establishments with 1 to 4 employees	30	X	X	X
	Establishments with 5 to 9 employees	21	X	X	X
	Establishments with 10 to 19 employees	18	X	X	X
	Establishments with 20 to 49 employees	9	X	X	X
	Establishments with 50 to 99 employees	5	X	X	X
	Establishments with 100 to 249 employees	9	X	X	X
	Establishments with 250 to 499 employees	1	X	X	X
	Establishments with 500 to 999 employees	—	X	X	X
	Establishments with 1,000 employees or more	—	X	X	X
3114	Fruit and vegetable preserving and specialty food manufacturing				
	All establishments	3	217	2 423	9 588
	Establishments with 1 to 4 employees	—	X	X	X
	Establishments with 5 to 9 employees	—	X	X	X
	Establishments with 10 to 19 employees	—	X	X	X
	Establishments with 20 to 49 employees	—	X	X	X
	Establishments with 50 to 99 employees	3	X	X	X
	Establishments with 100 to 249 employees	—	X	X	X
	Establishments with 250 to 499 employees	—	X	X	X
	Establishments with 500 to 999 employees	—	X	X	X
	Establishments with 1,000 employees or more	—	X	X	X
31142	Fruit and vegetable canning, pickling, and drying				
	All establishments	2	c	D	D
	Establishments with 1 to 4 employees	—	X	X	X
	Establishments with 5 to 9 employees	—	X	X	X
	Establishments with 10 to 19 employees	—	X	X	X
	Establishments with 20 to 49 employees	—	X	X	X
	Establishments with 50 to 99 employees	2	X	X	X
	Establishments with 100 to 249 employees	—	X	X	X
	Establishments with 250 to 499 employees	—	X	X	X
	Establishments with 500 to 999 employees	—	X	X	X
	Establishments with 1,000 employees or more	—	X	X	X

See footnotes at end of table.

Table 5. Establishments, Employees, and Payroll by Industry and Employment Size of Establishments by County: 2004—Con.

[Excludes most government employees, railroad employees, and self-employed persons. Size class 1 to 4 employees includes establishments having payroll, but no employees, during mid-March pay period. For meaning of abbreviations and symbols, see introductory text. For explanation of terms, see Appendix A. For statement on reliability, see the note at the end of the table and Appendix C]

NAICS code	Geography, kind of business, and employment size class	Establishments (number)	Paid employees for pay period including March 12 (number)	First-quarter payroll (\$1,000)	Annual payroll (\$1,000)
ESSEX—Con.					
31-33	Manufacturing—Con.				
311	Food manufacturing—Con.				
3114	Fruit and vegetable preserving and specialty food manufacturing—Con.				
31142	Fruit and vegetable canning, pickling, and drying—Con.				
311421	Fruit and vegetable canning				
	All establishments	2	c	D	D
	Establishments with 1 to 4 employees	—	X	X	X
	Establishments with 5 to 9 employees	—	X	X	X
	Establishments with 10 to 19 employees	—	X	X	X
	Establishments with 20 to 49 employees	—	X	X	X
	Establishments with 50 to 99 employees	2	X	X	X
	Establishments with 100 to 249 employees	—	X	X	X
	Establishments with 250 to 499 employees	—	X	X	X
	Establishments with 500 to 999 employees	—	X	X	X
	Establishments with 1,000 employees or more	—	X	X	X
3115	Dairy product manufacturing				
	All establishments	7	233	1 511	7 505
	Establishments with 1 to 4 employees	—	X	X	X
	Establishments with 5 to 9 employees	1	X	X	X
	Establishments with 10 to 19 employees	2	X	X	X
	Establishments with 20 to 49 employees	2	X	X	X
	Establishments with 50 to 99 employees	—	X	X	X
	Establishments with 100 to 249 employees	1	X	X	X
	Establishments with 250 to 499 employees	—	X	X	X
	Establishments with 500 to 999 employees	—	X	X	X
	Establishments with 1,000 employees or more	—	X	X	X
31151	Dairy product (except frozen) manufacturing				
	All establishments	3	167	1 031	4 917
	Establishments with 1 to 4 employees	—	X	X	X
	Establishments with 5 to 9 employees	—	X	X	X
	Establishments with 10 to 19 employees	1	X	X	X
	Establishments with 20 to 49 employees	1	X	X	X
	Establishments with 50 to 99 employees	—	X	X	X
	Establishments with 100 to 249 employees	1	X	X	X
	Establishments with 250 to 499 employees	—	X	X	X
	Establishments with 500 to 999 employees	—	X	X	X
	Establishments with 1,000 employees or more	—	X	X	X
311513	Cheese manufacturing				
	All establishments	2	c	D	D
	Establishments with 1 to 4 employees	—	X	X	X
	Establishments with 5 to 9 employees	—	X	X	X
	Establishments with 10 to 19 employees	—	X	X	X
	Establishments with 20 to 49 employees	1	X	X	X
	Establishments with 50 to 99 employees	—	X	X	X
	Establishments with 100 to 249 employees	1	X	X	X
	Establishments with 250 to 499 employees	—	X	X	X
	Establishments with 500 to 999 employees	—	X	X	X
	Establishments with 1,000 employees or more	—	X	X	X
3116	Animal slaughtering and processing				
	All establishments	14	488	5 272	24 541
	Establishments with 1 to 4 employees	5	X	X	X
	Establishments with 5 to 9 employees	1	X	X	X
	Establishments with 10 to 19 employees	3	X	X	X
	Establishments with 20 to 49 employees	2	X	X	X
	Establishments with 50 to 99 employees	—	X	X	X
	Establishments with 100 to 249 employees	3	X	X	X
	Establishments with 250 to 499 employees	—	X	X	X
	Establishments with 500 to 999 employees	—	X	X	X
	Establishments with 1,000 employees or more	—	X	X	X
31161	Animal slaughtering and processing				
	All establishments	14	488	5 272	24 541
	Establishments with 1 to 4 employees	5	X	X	X
	Establishments with 5 to 9 employees	1	X	X	X
	Establishments with 10 to 19 employees	3	X	X	X
	Establishments with 20 to 49 employees	2	X	X	X
	Establishments with 50 to 99 employees	—	X	X	X
	Establishments with 100 to 249 employees	3	X	X	X
	Establishments with 250 to 499 employees	—	X	X	X
	Establishments with 500 to 999 employees	—	X	X	X
	Establishments with 1,000 employees or more	—	X	X	X
311612	Meat processed from carcasses				
	All establishments	8	277	3 197	15 607
	Establishments with 1 to 4 employees	3	X	X	X
	Establishments with 5 to 9 employees	1	X	X	X
	Establishments with 10 to 19 employees	2	X	X	X
	Establishments with 20 to 49 employees	—	X	X	X
	Establishments with 50 to 99 employees	—	X	X	X
	Establishments with 100 to 249 employees	2	X	X	X
	Establishments with 250 to 499 employees	—	X	X	X

See footnotes at end of table.

Table 5. Establishments, Employees, and Payroll by Industry and Employment Size of Establishments by County: 2004—Con.

[Excludes most government employees, railroad employees, and self-employed persons. Size class 1 to 4 employees includes establishments having payroll, but no employees, during mid-March pay period. For meaning of abbreviations and symbols, see introductory text. For explanation of terms, see Appendix A. For statement on reliability, see the note at the end of the table and Appendix C]

NAICS code	Geography, kind of business, and employment size class	Establishments (number)	Paid employees for pay period including March 12 (number)	First-quarter payroll (\$1,000)	Annual payroll (\$1,000)
	ESSEX—Con.				
31-33	Manufacturing—Con.				
311	Food manufacturing—Con.				
3116	Animal slaughtering and processing—Con.				
31161	Animal slaughtering and processing—Con.				
311612	Meat processed from carcasses—Con.				
	All establishments—Con.				
	Establishments with 500 to 999 employees	—	X	X	X
	Establishments with 1,000 employees or more	—	X	X	X
311613	Rendering and meat byproduct processing				
	All establishments	1	c	D	D
	Establishments with 1 to 4 employees	—	X	X	X
	Establishments with 5 to 9 employees	—	X	X	X
	Establishments with 10 to 19 employees	—	X	X	X
	Establishments with 20 to 49 employees	—	X	X	X
	Establishments with 50 to 99 employees	—	X	X	X
	Establishments with 100 to 249 employees	1	X	X	X
	Establishments with 250 to 499 employees	—	X	X	X
	Establishments with 500 to 999 employees	—	X	X	X
	Establishments with 1,000 employees or more	—	X	X	X
3117	Seafood product preparation and packaging				
	All establishments	2	e	D	D
	Establishments with 1 to 4 employees	—	X	X	X
	Establishments with 5 to 9 employees	—	X	X	X
	Establishments with 10 to 19 employees	—	X	X	X
	Establishments with 20 to 49 employees	—	X	X	X
	Establishments with 50 to 99 employees	—	X	X	X
	Establishments with 100 to 249 employees	2	X	X	X
	Establishments with 250 to 499 employees	—	X	X	X
	Establishments with 500 to 999 employees	—	X	X	X
	Establishments with 1,000 employees or more	—	X	X	X
31171	Seafood product preparation and packaging				
	All establishments	2	e	D	D
	Establishments with 1 to 4 employees	—	X	X	X
	Establishments with 5 to 9 employees	—	X	X	X
	Establishments with 10 to 19 employees	—	X	X	X
	Establishments with 20 to 49 employees	—	X	X	X
	Establishments with 50 to 99 employees	—	X	X	X
	Establishments with 100 to 249 employees	2	X	X	X
	Establishments with 250 to 499 employees	—	X	X	X
	Establishments with 500 to 999 employees	—	X	X	X
	Establishments with 1,000 employees or more	—	X	X	X
311711	Seafood canning				
	All establishments	1	c	D	D
	Establishments with 1 to 4 employees	—	X	X	X
	Establishments with 5 to 9 employees	—	X	X	X
	Establishments with 10 to 19 employees	—	X	X	X
	Establishments with 20 to 49 employees	—	X	X	X
	Establishments with 50 to 99 employees	—	X	X	X
	Establishments with 100 to 249 employees	1	X	X	X
	Establishments with 250 to 499 employees	—	X	X	X
	Establishments with 500 to 999 employees	—	X	X	X
	Establishments with 1,000 employees or more	—	X	X	X
311712	Fresh and frozen seafood processing				
	All establishments	1	c	D	D
	Establishments with 1 to 4 employees	—	X	X	X
	Establishments with 5 to 9 employees	—	X	X	X
	Establishments with 10 to 19 employees	—	X	X	X
	Establishments with 20 to 49 employees	—	X	X	X
	Establishments with 50 to 99 employees	—	X	X	X
	Establishments with 100 to 249 employees	1	X	X	X
	Establishments with 250 to 499 employees	—	X	X	X
	Establishments with 500 to 999 employees	—	X	X	X
	Establishments with 1,000 employees or more	—	X	X	X
3118	Bakeries and tortilla manufacturing				
	All establishments	56	1 227	8 179	33 483
	Establishments with 1 to 4 employees	20	X	X	X
	Establishments with 5 to 9 employees	14	X	X	X
	Establishments with 10 to 19 employees	13	X	X	X
	Establishments with 20 to 49 employees	3	X	X	X
	Establishments with 50 to 99 employees	2	X	X	X
	Establishments with 100 to 249 employees	3	X	X	X
	Establishments with 250 to 499 employees	1	X	X	X
	Establishments with 500 to 999 employees	—	X	X	X
	Establishments with 1,000 employees or more	—	X	X	X

See footnotes at end of table.

Table 5. Establishments, Employees, and Payroll by Industry and Employment Size of Establishments by County: 2004—Con.

[Excludes most government employees, railroad employees, and self-employed persons. Size class 1 to 4 employees includes establishments having payroll, but no employees, during mid-March pay period. For meaning of abbreviations and symbols, see introductory text. For explanation of terms, see Appendix A. For statement on reliability, see the note at the end of the table and Appendix C]

NAICS code	Geography, kind of business, and employment size class	Establishments (number)	Paid employees for pay period including March 12 (number)	First-quarter payroll (\$1,000)	Annual payroll (\$1,000)
	ESSEX—Con.				
31-33	Manufacturing—Con.				
311	Food manufacturing—Con.				
3118	Bakeries and tortilla manufacturing—Con.				
31181	Bread and bakery product manufacturing				
	All establishments	53	1 053	7 185	29 120
	Establishments with 1 to 4 employees	20	X	X	X
	Establishments with 5 to 9 employees	14	X	X	X
	Establishments with 10 to 19 employees	11	X	X	X
	Establishments with 20 to 49 employees	3	X	X	X
	Establishments with 50 to 99 employees	2	X	X	X
	Establishments with 100 to 249 employees	2	X	X	X
	Establishments with 250 to 499 employees	1	X	X	X
	Establishments with 500 to 999 employees	—	X	X	X
	Establishments with 1,000 employees or more	—	X	X	X
311811	Retail bakeries				
	All establishments	42	295	1 151	4 774
	Establishments with 1 to 4 employees	19	X	X	X
	Establishments with 5 to 9 employees	12	X	X	X
	Establishments with 10 to 19 employees	9	X	X	X
	Establishments with 20 to 49 employees	2	X	X	X
	Establishments with 50 to 99 employees	—	X	X	X
	Establishments with 100 to 249 employees	—	X	X	X
	Establishments with 250 to 499 employees	—	X	X	X
	Establishments with 500 to 999 employees	—	X	X	X
	Establishments with 1,000 employees or more	—	X	X	X
311812	Commercial bakeries				
	All establishments	11	758	6 034	24 346
	Establishments with 1 to 4 employees	1	X	X	X
	Establishments with 5 to 9 employees	2	X	X	X
	Establishments with 10 to 19 employees	2	X	X	X
	Establishments with 20 to 49 employees	1	X	X	X
	Establishments with 50 to 99 employees	2	X	X	X
	Establishments with 100 to 249 employees	2	X	X	X
	Establishments with 250 to 499 employees	1	X	X	X
	Establishments with 500 to 999 employees	—	X	X	X
	Establishments with 1,000 employees or more	—	X	X	X
31182	Cookie, cracker, and pasta manufacturing				
	All establishments	3	174	994	4 363
	Establishments with 1 to 4 employees	—	X	X	X
	Establishments with 5 to 9 employees	—	X	X	X
	Establishments with 10 to 19 employees	2	X	X	X
	Establishments with 20 to 49 employees	—	X	X	X
	Establishments with 50 to 99 employees	—	X	X	X
	Establishments with 100 to 249 employees	1	X	X	X
	Establishments with 250 to 499 employees	—	X	X	X
	Establishments with 500 to 999 employees	—	X	X	X
	Establishments with 1,000 employees or more	—	X	X	X
311821	Cookie and cracker manufacturing				
	All establishments	2	c	D	D
	Establishments with 1 to 4 employees	—	X	X	X
	Establishments with 5 to 9 employees	—	X	X	X
	Establishments with 10 to 19 employees	1	X	X	X
	Establishments with 20 to 49 employees	—	X	X	X
	Establishments with 50 to 99 employees	—	X	X	X
	Establishments with 100 to 249 employees	1	X	X	X
	Establishments with 250 to 499 employees	—	X	X	X
	Establishments with 500 to 999 employees	—	X	X	X
	Establishments with 1,000 employees or more	—	X	X	X
312	Beverage and tobacco product manufacturing				
	All establishments	6	g	D	D
	Establishments with 1 to 4 employees	3	X	X	X
	Establishments with 5 to 9 employees	—	X	X	X
	Establishments with 10 to 19 employees	—	X	X	X
	Establishments with 20 to 49 employees	1	X	X	X
	Establishments with 50 to 99 employees	—	X	X	X
	Establishments with 100 to 249 employees	1	X	X	X
	Establishments with 250 to 499 employees	—	X	X	X
	Establishments with 500 to 999 employees	1	X	X	X
	Establishments with 1,000 employees or more	—	X	X	X
3121	Beverage manufacturing				
	All establishments	4	g	D	D
	Establishments with 1 to 4 employees	2	X	X	X
	Establishments with 5 to 9 employees	—	X	X	X
	Establishments with 10 to 19 employees	—	X	X	X
	Establishments with 20 to 49 employees	—	X	X	X
	Establishments with 50 to 99 employees	—	X	X	X
	Establishments with 100 to 249 employees	1	X	X	X
	Establishments with 250 to 499 employees	—	X	X	X
	Establishments with 500 to 999 employees	1	X	X	X
	Establishments with 1,000 employees or more	—	X	X	X

See footnotes at end of table.

Table 5. Establishments, Employees, and Payroll by Industry and Employment Size of Establishments by County: 2004—Con.

[Excludes most government employees, railroad employees, and self-employed persons. Size class 1 to 4 employees includes establishments having payroll, but no employees, during mid-March pay period. For meaning of abbreviations and symbols, see introductory text. For explanation of terms, see Appendix A. For statement on reliability, see the note at the end of the table and Appendix C]

NAICS code	Geography, kind of business, and employment size class	Establishments (number)	Paid employees for pay period including March 12 (number)	First-quarter payroll (\$1,000)	Annual payroll (\$1,000)
31-33	ESSEX—Con.				
	Manufacturing—Con.				
312	Beverage and tobacco product manufacturing—Con.				
3121	Beverage manufacturing—Con.				
31211	Soft drink and ice manufacturing				
	All establishments	3	c	D	D
	Establishments with 1 to 4 employees	2	X	X	X
	Establishments with 5 to 9 employees	—	X	X	X
	Establishments with 10 to 19 employees	—	X	X	X
	Establishments with 20 to 49 employees	—	X	X	X
	Establishments with 50 to 99 employees	—	X	X	X
	Establishments with 100 to 249 employees	1	X	X	X
	Establishments with 250 to 499 employees	—	X	X	X
	Establishments with 500 to 999 employees	—	X	X	X
	Establishments with 1,000 employees or more	—	X	X	X
312111	Soft drink manufacturing				
	All establishments	1	c	D	D
	Establishments with 1 to 4 employees	—	X	X	X
	Establishments with 5 to 9 employees	—	X	X	X
	Establishments with 10 to 19 employees	—	X	X	X
	Establishments with 20 to 49 employees	—	X	X	X
	Establishments with 50 to 99 employees	—	X	X	X
	Establishments with 100 to 249 employees	1	X	X	X
	Establishments with 250 to 499 employees	—	X	X	X
	Establishments with 500 to 999 employees	—	X	X	X
	Establishments with 1,000 employees or more	—	X	X	X
31212	Breweries				
	All establishments	1	f	D	D
	Establishments with 1 to 4 employees	—	X	X	X
	Establishments with 5 to 9 employees	—	X	X	X
	Establishments with 10 to 19 employees	—	X	X	X
	Establishments with 20 to 49 employees	—	X	X	X
	Establishments with 50 to 99 employees	—	X	X	X
	Establishments with 100 to 249 employees	—	X	X	X
	Establishments with 250 to 499 employees	—	X	X	X
	Establishments with 500 to 999 employees	1	X	X	X
	Establishments with 1,000 employees or more	—	X	X	X
312120	Breweries				
	All establishments	1	f	D	D
	Establishments with 1 to 4 employees	—	X	X	X
	Establishments with 5 to 9 employees	—	X	X	X
	Establishments with 10 to 19 employees	—	X	X	X
	Establishments with 20 to 49 employees	—	X	X	X
	Establishments with 50 to 99 employees	—	X	X	X
	Establishments with 100 to 249 employees	—	X	X	X
	Establishments with 250 to 499 employees	—	X	X	X
	Establishments with 500 to 999 employees	1	X	X	X
	Establishments with 1,000 employees or more	—	X	X	X
313	Textile mills				
	All establishments	20	423	3 245	14 888
	Establishments with 1 to 4 employees	8	X	X	X
	Establishments with 5 to 9 employees	4	X	X	X
	Establishments with 10 to 19 employees	2	X	X	X
	Establishments with 20 to 49 employees	5	X	X	X
	Establishments with 50 to 99 employees	—	X	X	X
	Establishments with 100 to 249 employees	1	X	X	X
	Establishments with 250 to 499 employees	—	X	X	X
	Establishments with 500 to 999 employees	—	X	X	X
	Establishments with 1,000 employees or more	—	X	X	X
3132	Fabric mills				
	All establishments	6	c	D	D
	Establishments with 1 to 4 employees	2	X	X	X
	Establishments with 5 to 9 employees	2	X	X	X
	Establishments with 10 to 19 employees	—	X	X	X
	Establishments with 20 to 49 employees	1	X	X	X
	Establishments with 50 to 99 employees	—	X	X	X
	Establishments with 100 to 249 employees	1	X	X	X
	Establishments with 250 to 499 employees	—	X	X	X
	Establishments with 500 to 999 employees	—	X	X	X
	Establishments with 1,000 employees or more	—	X	X	X
31324	Knit fabric mills				
	All establishments	4	c	D	D
	Establishments with 1 to 4 employees	2	X	X	X
	Establishments with 5 to 9 employees	1	X	X	X
	Establishments with 10 to 19 employees	—	X	X	X
	Establishments with 20 to 49 employees	—	X	X	X
	Establishments with 50 to 99 employees	—	X	X	X
	Establishments with 100 to 249 employees	1	X	X	X
	Establishments with 250 to 499 employees	—	X	X	X
	Establishments with 500 to 999 employees	—	X	X	X
	Establishments with 1,000 employees or more	—	X	X	X

See footnotes at end of table.

Table 5. Establishments, Employees, and Payroll by Industry and Employment Size of Establishments by County: 2004—Con.

[Excludes most government employees, railroad employees, and self-employed persons. Size class 1 to 4 employees includes establishments having payroll, but no employees, during mid-March pay period. For meaning of abbreviations and symbols, see introductory text. For explanation of terms, see Appendix A. For statement on reliability, see the note at the end of the table and Appendix C]

NAICS code	Geography, kind of business, and employment size class	Establishments (number)	Paid employees for pay period including March 12 (number)	First-quarter payroll (\$1,000)	Annual payroll (\$1,000)
ESSEX—Con.					
31-33	Manufacturing—Con.				
313	Textile mills—Con.				
3132	Fabric mills—Con.				
31324	Knit fabric mills—Con.				
313241	Weft knit fabric mills				
	All establishments	3	c	D	D
	Establishments with 1 to 4 employees	1	X	X	X
	Establishments with 5 to 9 employees	1	X	X	X
	Establishments with 10 to 19 employees	—	X	X	X
	Establishments with 20 to 49 employees	—	X	X	X
	Establishments with 50 to 99 employees	—	X	X	X
	Establishments with 100 to 249 employees	1	X	X	X
	Establishments with 250 to 499 employees	—	X	X	X
	Establishments with 500 to 999 employees	—	X	X	X
	Establishments with 1,000 employees or more	—	X	X	X
3133	Textile and fabric finishing and fabric coating mills				
	All establishments	12	185	1 608	7 321
	Establishments with 1 to 4 employees	5	X	X	X
	Establishments with 5 to 9 employees	2	X	X	X
	Establishments with 10 to 19 employees	1	X	X	X
	Establishments with 20 to 49 employees	4	X	X	X
	Establishments with 50 to 99 employees	—	X	X	X
	Establishments with 100 to 249 employees	—	X	X	X
	Establishments with 250 to 499 employees	—	X	X	X
	Establishments with 500 to 999 employees	—	X	X	X
	Establishments with 1,000 employees or more	—	X	X	X
31331	Textile and fabric finishing mills				
	All establishments	10	c	D	D
	Establishments with 1 to 4 employees	4	X	X	X
	Establishments with 5 to 9 employees	2	X	X	X
	Establishments with 10 to 19 employees	1	X	X	X
	Establishments with 20 to 49 employees	3	X	X	X
	Establishments with 50 to 99 employees	—	X	X	X
	Establishments with 100 to 249 employees	—	X	X	X
	Establishments with 250 to 499 employees	—	X	X	X
	Establishments with 500 to 999 employees	—	X	X	X
	Establishments with 1,000 employees or more	—	X	X	X
314	Textile product mills				
	All establishments	21	417	2 700	11 644
	Establishments with 1 to 4 employees	9	X	X	X
	Establishments with 5 to 9 employees	1	X	X	X
	Establishments with 10 to 19 employees	6	X	X	X
	Establishments with 20 to 49 employees	3	X	X	X
	Establishments with 50 to 99 employees	1	X	X	X
	Establishments with 100 to 249 employees	1	X	X	X
	Establishments with 250 to 499 employees	—	X	X	X
	Establishments with 500 to 999 employees	—	X	X	X
	Establishments with 1,000 employees or more	—	X	X	X
3141	Textile furnishings mills				
	All establishments	10	126	813	3 757
	Establishments with 1 to 4 employees	6	X	X	X
	Establishments with 5 to 9 employees	1	X	X	X
	Establishments with 10 to 19 employees	2	X	X	X
	Establishments with 20 to 49 employees	—	X	X	X
	Establishments with 50 to 99 employees	1	X	X	X
	Establishments with 100 to 249 employees	—	X	X	X
	Establishments with 250 to 499 employees	—	X	X	X
	Establishments with 500 to 999 employees	—	X	X	X
	Establishments with 1,000 employees or more	—	X	X	X
31412	Curtain and linen mills				
	All establishments	9	c	D	D
	Establishments with 1 to 4 employees	5	X	X	X
	Establishments with 5 to 9 employees	1	X	X	X
	Establishments with 10 to 19 employees	2	X	X	X
	Establishments with 20 to 49 employees	—	X	X	X
	Establishments with 50 to 99 employees	1	X	X	X
	Establishments with 100 to 249 employees	—	X	X	X
	Establishments with 250 to 499 employees	—	X	X	X
	Establishments with 500 to 999 employees	—	X	X	X
	Establishments with 1,000 employees or more	—	X	X	X
3149	Other textile product mills				
	All establishments	11	291	1 887	7 887
	Establishments with 1 to 4 employees	3	X	X	X
	Establishments with 5 to 9 employees	—	X	X	X
	Establishments with 10 to 19 employees	4	X	X	X
	Establishments with 20 to 49 employees	3	X	X	X
	Establishments with 50 to 99 employees	—	X	X	X
	Establishments with 100 to 249 employees	1	X	X	X
	Establishments with 250 to 499 employees	—	X	X	X
	Establishments with 500 to 999 employees	—	X	X	X
	Establishments with 1,000 employees or more	—	X	X	X

See footnotes at end of table.

Table 5. Establishments, Employees, and Payroll by Industry and Employment Size of Establishments by County: 2004—Con.

[Excludes most government employees, railroad employees, and self-employed persons. Size class 1 to 4 employees includes establishments having payroll, but no employees, during mid-March pay period. For meaning of abbreviations and symbols, see introductory text. For explanation of terms, see Appendix A. For statement on reliability, see the note at the end of the table and Appendix C]

NAICS code	Geography, kind of business, and employment size class	Establishments (number)	Paid employees for pay period including March 12 (number)	First-quarter payroll (\$1,000)	Annual payroll (\$1,000)
	ESSEX—Con.				
31-33	Manufacturing—Con.				
314	Textile product mills—Con.				
3149	Other textile product mills—Con.				
31499	All other textile product mills				
	All establishments	10	e	D	D
	Establishments with 1 to 4 employees	2	X	X	X
	Establishments with 5 to 9 employees	—	X	X	X
	Establishments with 10 to 19 employees	4	X	X	X
	Establishments with 20 to 49 employees	3	X	X	X
	Establishments with 50 to 99 employees	—	X	X	X
	Establishments with 100 to 249 employees	1	X	X	X
	Establishments with 250 to 499 employees	—	X	X	X
	Establishments with 500 to 999 employees	—	X	X	X
	Establishments with 1,000 employees or more	—	X	X	X
314999	All other miscellaneous textile product mills				
	All establishments	9	e	D	D
	Establishments with 1 to 4 employees	2	X	X	X
	Establishments with 5 to 9 employees	—	X	X	X
	Establishments with 10 to 19 employees	3	X	X	X
	Establishments with 20 to 49 employees	3	X	X	X
	Establishments with 50 to 99 employees	—	X	X	X
	Establishments with 100 to 249 employees	1	X	X	X
	Establishments with 250 to 499 employees	—	X	X	X
	Establishments with 500 to 999 employees	—	X	X	X
	Establishments with 1,000 employees or more	—	X	X	X
315	Apparel manufacturing				
	All establishments	35	849	5 339	27 915
	Establishments with 1 to 4 employees	13	X	X	X
	Establishments with 5 to 9 employees	6	X	X	X
	Establishments with 10 to 19 employees	5	X	X	X
	Establishments with 20 to 49 employees	7	X	X	X
	Establishments with 50 to 99 employees	2	X	X	X
	Establishments with 100 to 249 employees	2	X	X	X
	Establishments with 250 to 499 employees	—	X	X	X
	Establishments with 500 to 999 employees	—	X	X	X
	Establishments with 1,000 employees or more	—	X	X	X
3152	Cut and sew apparel manufacturing				
	All establishments	23	592	4 107	22 230
	Establishments with 1 to 4 employees	7	X	X	X
	Establishments with 5 to 9 employees	6	X	X	X
	Establishments with 10 to 19 employees	4	X	X	X
	Establishments with 20 to 49 employees	4	X	X	X
	Establishments with 50 to 99 employees	—	X	X	X
	Establishments with 100 to 249 employees	2	X	X	X
	Establishments with 250 to 499 employees	—	X	X	X
	Establishments with 500 to 999 employees	—	X	X	X
	Establishments with 1,000 employees or more	—	X	X	X
31521	Cut and sew apparel contractors				
	All establishments	11	170	757	7 393
	Establishments with 1 to 4 employees	2	X	X	X
	Establishments with 5 to 9 employees	3	X	X	X
	Establishments with 10 to 19 employees	3	X	X	X
	Establishments with 20 to 49 employees	3	X	X	X
	Establishments with 50 to 99 employees	—	X	X	X
	Establishments with 100 to 249 employees	—	X	X	X
	Establishments with 250 to 499 employees	—	X	X	X
	Establishments with 500 to 999 employees	—	X	X	X
	Establishments with 1,000 employees or more	—	X	X	X
315212	Women's, girls', and infants' cut and sew apparel contractors				
	All establishments	10	c	D	D
	Establishments with 1 to 4 employees	2	X	X	X
	Establishments with 5 to 9 employees	3	X	X	X
	Establishments with 10 to 19 employees	2	X	X	X
	Establishments with 20 to 49 employees	3	X	X	X
	Establishments with 50 to 99 employees	—	X	X	X
	Establishments with 100 to 249 employees	—	X	X	X
	Establishments with 250 to 499 employees	—	X	X	X
	Establishments with 500 to 999 employees	—	X	X	X
	Establishments with 1,000 employees or more	—	X	X	X
31522	Men's and boys' cut and sew apparel manufacturing				
	All establishments	2	c	D	D
	Establishments with 1 to 4 employees	—	X	X	X
	Establishments with 5 to 9 employees	—	X	X	X
	Establishments with 10 to 19 employees	—	X	X	X
	Establishments with 20 to 49 employees	1	X	X	X
	Establishments with 50 to 99 employees	—	X	X	X
	Establishments with 100 to 249 employees	1	X	X	X
	Establishments with 250 to 499 employees	—	X	X	X
	Establishments with 500 to 999 employees	—	X	X	X
	Establishments with 1,000 employees or more	—	X	X	X

See footnotes at end of table.

Table 5. Establishments, Employees, and Payroll by Industry and Employment Size of Establishments by County: 2004—Con.

[Excludes most government employees, railroad employees, and self-employed persons. Size class 1 to 4 employees includes establishments having payroll, but no employees, during mid-March pay period. For meaning of abbreviations and symbols, see introductory text. For explanation of terms, see Appendix A. For statement on reliability, see the note at the end of the table and Appendix C]

NAICS code	Geography, kind of business, and employment size class	Establishments (number)	Paid employees for pay period including March 12 (number)	First-quarter payroll (\$1,000)	Annual payroll (\$1,000)
ESSEX—Con.					
31-33	Manufacturing—Con.				
315	Apparel manufacturing—Con.				
3152	Cut and sew apparel manufacturing—Con.				
31522	Men's and boys' cut and sew apparel manufacturing—Con.				
315223	Men's and boys' cut and sew shirt (except work shirt) manufacturing				
	All establishments	2	c	D	D
	Establishments with 1 to 4 employees	—	X	X	X
	Establishments with 5 to 9 employees	—	X	X	X
	Establishments with 10 to 19 employees	—	X	X	X
	Establishments with 20 to 49 employees	1	X	X	X
	Establishments with 50 to 99 employees	—	X	X	X
	Establishments with 100 to 249 employees	1	X	X	X
	Establishments with 250 to 499 employees	—	X	X	X
	Establishments with 500 to 999 employees	—	X	X	X
	Establishments with 1,000 employees or more	—	X	X	X
31523	Women's and girls' cut and sew apparel manufacturing				
	All establishments	8	194	2 112	9 772
	Establishments with 1 to 4 employees	5	X	X	X
	Establishments with 5 to 9 employees	2	X	X	X
	Establishments with 10 to 19 employees	—	X	X	X
	Establishments with 20 to 49 employees	—	X	X	X
	Establishments with 50 to 99 employees	—	X	X	X
	Establishments with 100 to 249 employees	1	X	X	X
	Establishments with 250 to 499 employees	—	X	X	X
	Establishments with 500 to 999 employees	—	X	X	X
	Establishments with 1,000 employees or more	—	X	X	X
315232	Women's and girls' cut and sew blouse and shirt manufacturing				
	All establishments	1	c	D	D
	Establishments with 1 to 4 employees	—	X	X	X
	Establishments with 5 to 9 employees	—	X	X	X
	Establishments with 10 to 19 employees	—	X	X	X
	Establishments with 20 to 49 employees	—	X	X	X
	Establishments with 50 to 99 employees	—	X	X	X
	Establishments with 100 to 249 employees	1	X	X	X
	Establishments with 250 to 499 employees	—	X	X	X
	Establishments with 500 to 999 employees	—	X	X	X
	Establishments with 1,000 employees or more	—	X	X	X
3159	Apparel accessories and other apparel manufacturing				
	All establishments	9	c	D	D
	Establishments with 1 to 4 employees	4	X	X	X
	Establishments with 5 to 9 employees	—	X	X	X
	Establishments with 10 to 19 employees	—	X	X	X
	Establishments with 20 to 49 employees	3	X	X	X
	Establishments with 50 to 99 employees	2	X	X	X
	Establishments with 100 to 249 employees	—	X	X	X
	Establishments with 250 to 499 employees	—	X	X	X
	Establishments with 500 to 999 employees	—	X	X	X
	Establishments with 1,000 employees or more	—	X	X	X
31599	Apparel accessories and other apparel manufacturing				
	All establishments	9	c	D	D
	Establishments with 1 to 4 employees	4	X	X	X
	Establishments with 5 to 9 employees	—	X	X	X
	Establishments with 10 to 19 employees	—	X	X	X
	Establishments with 20 to 49 employees	3	X	X	X
	Establishments with 50 to 99 employees	2	X	X	X
	Establishments with 100 to 249 employees	—	X	X	X
	Establishments with 250 to 499 employees	—	X	X	X
	Establishments with 500 to 999 employees	—	X	X	X
	Establishments with 1,000 employees or more	—	X	X	X
315991	Hat, cap, and millinery manufacturing				
	All establishments	4	188	826	3 971
	Establishments with 1 to 4 employees	—	X	X	X
	Establishments with 5 to 9 employees	—	X	X	X
	Establishments with 10 to 19 employees	—	X	X	X
	Establishments with 20 to 49 employees	2	X	X	X
	Establishments with 50 to 99 employees	2	X	X	X
	Establishments with 100 to 249 employees	—	X	X	X
	Establishments with 250 to 499 employees	—	X	X	X
	Establishments with 500 to 999 employees	—	X	X	X
	Establishments with 1,000 employees or more	—	X	X	X
316	Leather and allied product manufacturing				
	All establishments	2	c	D	D
	Establishments with 1 to 4 employees	—	X	X	X
	Establishments with 5 to 9 employees	1	X	X	X
	Establishments with 10 to 19 employees	—	X	X	X
	Establishments with 20 to 49 employees	—	X	X	X
	Establishments with 50 to 99 employees	—	X	X	X
	Establishments with 100 to 249 employees	1	X	X	X
	Establishments with 250 to 499 employees	—	X	X	X
	Establishments with 500 to 999 employees	—	X	X	X
	Establishments with 1,000 employees or more	—	X	X	X

See footnotes at end of table.

Table 5. Establishments, Employees, and Payroll by Industry and Employment Size of Establishments by County: 2004—Con.

[Excludes most government employees, railroad employees, and self-employed persons. Size class 1 to 4 employees includes establishments having payroll, but no employees, during mid-March pay period. For meaning of abbreviations and symbols, see introductory text. For explanation of terms, see Appendix A. For statement on reliability, see the note at the end of the table and Appendix C]

NAICS code	Geography, kind of business, and employment size class	Establishments (number)	Paid employees for pay period including March 12 (number)	First-quarter payroll (\$1,000)	Annual payroll (\$1,000)
ESSEX—Con.					
31-33	Manufacturing—Con.				
316	Leather and allied product manufacturing—Con.				
3161	Leather and hide tanning and finishing				
	All establishments	1	c	D	D
	Establishments with 1 to 4 employees	—	X	X	X
	Establishments with 5 to 9 employees	—	X	X	X
	Establishments with 10 to 19 employees	—	X	X	X
	Establishments with 20 to 49 employees	—	X	X	X
	Establishments with 50 to 99 employees	—	X	X	X
	Establishments with 100 to 249 employees	1	X	X	X
	Establishments with 250 to 499 employees	—	X	X	X
	Establishments with 500 to 999 employees	—	X	X	X
	Establishments with 1,000 employees or more	—	X	X	X
31611	Leather and hide tanning and finishing				
	All establishments	1	c	D	D
	Establishments with 1 to 4 employees	—	X	X	X
	Establishments with 5 to 9 employees	—	X	X	X
	Establishments with 10 to 19 employees	—	X	X	X
	Establishments with 20 to 49 employees	—	X	X	X
	Establishments with 50 to 99 employees	—	X	X	X
	Establishments with 100 to 249 employees	1	X	X	X
	Establishments with 250 to 499 employees	—	X	X	X
	Establishments with 500 to 999 employees	—	X	X	X
	Establishments with 1,000 employees or more	—	X	X	X
316110	Leather and hide tanning and finishing				
	All establishments	1	c	D	D
	Establishments with 1 to 4 employees	—	X	X	X
	Establishments with 5 to 9 employees	—	X	X	X
	Establishments with 10 to 19 employees	—	X	X	X
	Establishments with 20 to 49 employees	—	X	X	X
	Establishments with 50 to 99 employees	—	X	X	X
	Establishments with 100 to 249 employees	1	X	X	X
	Establishments with 250 to 499 employees	—	X	X	X
	Establishments with 500 to 999 employees	—	X	X	X
	Establishments with 1,000 employees or more	—	X	X	X
321	Wood product manufacturing				
	All establishments	10	102	888	4 010
	Establishments with 1 to 4 employees	3	X	X	X
	Establishments with 5 to 9 employees	3	X	X	X
	Establishments with 10 to 19 employees	3	X	X	X
	Establishments with 20 to 49 employees	1	X	X	X
	Establishments with 50 to 99 employees	—	X	X	X
	Establishments with 100 to 249 employees	—	X	X	X
	Establishments with 250 to 499 employees	—	X	X	X
	Establishments with 500 to 999 employees	—	X	X	X
	Establishments with 1,000 employees or more	—	X	X	X
3219	Other wood product manufacturing				
	All establishments	10	102	888	4 010
	Establishments with 1 to 4 employees	3	X	X	X
	Establishments with 5 to 9 employees	3	X	X	X
	Establishments with 10 to 19 employees	3	X	X	X
	Establishments with 20 to 49 employees	1	X	X	X
	Establishments with 50 to 99 employees	—	X	X	X
	Establishments with 100 to 249 employees	—	X	X	X
	Establishments with 250 to 499 employees	—	X	X	X
	Establishments with 500 to 999 employees	—	X	X	X
	Establishments with 1,000 employees or more	—	X	X	X
322	Paper manufacturing				
	All establishments	39	1 569	17 639	71 779
	Establishments with 1 to 4 employees	9	X	X	X
	Establishments with 5 to 9 employees	7	X	X	X
	Establishments with 10 to 19 employees	5	X	X	X
	Establishments with 20 to 49 employees	8	X	X	X
	Establishments with 50 to 99 employees	5	X	X	X
	Establishments with 100 to 249 employees	4	X	X	X
	Establishments with 250 to 499 employees	1	X	X	X
	Establishments with 500 to 999 employees	—	X	X	X
	Establishments with 1,000 employees or more	—	X	X	X
3222	Converted paper product manufacturing				
	All establishments	39	1 569	17 639	71 779
	Establishments with 1 to 4 employees	9	X	X	X
	Establishments with 5 to 9 employees	7	X	X	X
	Establishments with 10 to 19 employees	5	X	X	X
	Establishments with 20 to 49 employees	8	X	X	X
	Establishments with 50 to 99 employees	5	X	X	X
	Establishments with 100 to 249 employees	4	X	X	X
	Establishments with 250 to 499 employees	1	X	X	X
	Establishments with 500 to 999 employees	—	X	X	X
	Establishments with 1,000 employees or more	—	X	X	X

See footnotes at end of table.

Table 5. Establishments, Employees, and Payroll by Industry and Employment Size of Establishments by County: 2004—Con.

[Excludes most government employees, railroad employees, and self-employed persons. Size class 1 to 4 employees includes establishments having payroll, but no employees, during mid-March pay period. For meaning of abbreviations and symbols, see introductory text. For explanation of terms, see Appendix A. For statement on reliability, see the note at the end of the table and Appendix C]

NAICS code	Geography, kind of business, and employment size class	Establishments (number)	Paid employees for pay period including March 12 (number)	First-quarter payroll (\$1,000)	Annual payroll (\$1,000)
31-33	ESSEX—Con.				
	Manufacturing—Con.				
322	Paper manufacturing—Con.				
3222	Converted paper product manufacturing—Con.				
32221	Paperboard container manufacturing				
	All establishments	20	1 116	13 632	54 876
	Establishments with 1 to 4 employees	2	X	X	X
	Establishments with 5 to 9 employees	3	X	X	X
	Establishments with 10 to 19 employees	3	X	X	X
	Establishments with 20 to 49 employees	6	X	X	X
	Establishments with 50 to 99 employees	2	X	X	X
	Establishments with 100 to 249 employees	3	X	X	X
	Establishments with 250 to 499 employees	1	X	X	X
	Establishments with 500 to 999 employees	—	X	X	X
	Establishments with 1,000 employees or more	—	X	X	X
322211	Corrugated and solid fiber box manufacturing				
	All establishments	10	805	10 570	43 575
	Establishments with 1 to 4 employees	2	X	X	X
	Establishments with 5 to 9 employees	1	X	X	X
	Establishments with 10 to 19 employees	2	X	X	X
	Establishments with 20 to 49 employees	1	X	X	X
	Establishments with 50 to 99 employees	—	X	X	X
	Establishments with 100 to 249 employees	3	X	X	X
	Establishments with 250 to 499 employees	1	X	X	X
	Establishments with 500 to 999 employees	—	X	X	X
	Establishments with 1,000 employees or more	—	X	X	X
322212	Folding paperboard box manufacturing				
	All establishments	5	148	1 629	6 215
	Establishments with 1 to 4 employees	—	X	X	X
	Establishments with 5 to 9 employees	1	X	X	X
	Establishments with 10 to 19 employees	—	X	X	X
	Establishments with 20 to 49 employees	3	X	X	X
	Establishments with 50 to 99 employees	1	X	X	X
	Establishments with 100 to 249 employees	—	X	X	X
	Establishments with 250 to 499 employees	—	X	X	X
	Establishments with 500 to 999 employees	—	X	X	X
	Establishments with 1,000 employees or more	—	X	X	X
32222	Paper bag and coated and treated paper manufacturing				
	All establishments	13	407	3 636	14 928
	Establishments with 1 to 4 employees	5	X	X	X
	Establishments with 5 to 9 employees	1	X	X	X
	Establishments with 10 to 19 employees	2	X	X	X
	Establishments with 20 to 49 employees	1	X	X	X
	Establishments with 50 to 99 employees	3	X	X	X
	Establishments with 100 to 249 employees	1	X	X	X
	Establishments with 250 to 499 employees	—	X	X	X
	Establishments with 500 to 999 employees	—	X	X	X
	Establishments with 1,000 employees or more	—	X	X	X
322222	Coated and laminated paper manufacturing				
	All establishments	8	177	1 406	6 073
	Establishments with 1 to 4 employees	4	X	X	X
	Establishments with 5 to 9 employees	1	X	X	X
	Establishments with 10 to 19 employees	—	X	X	X
	Establishments with 20 to 49 employees	1	X	X	X
	Establishments with 50 to 99 employees	2	X	X	X
	Establishments with 100 to 249 employees	—	X	X	X
	Establishments with 250 to 499 employees	—	X	X	X
	Establishments with 500 to 999 employees	—	X	X	X
	Establishments with 1,000 employees or more	—	X	X	X
322226	Surface-coated paperboard manufacturing				
	All establishments	1	c	D	D
	Establishments with 1 to 4 employees	—	X	X	X
	Establishments with 5 to 9 employees	—	X	X	X
	Establishments with 10 to 19 employees	—	X	X	X
	Establishments with 20 to 49 employees	—	X	X	X
	Establishments with 50 to 99 employees	—	X	X	X
	Establishments with 100 to 249 employees	1	X	X	X
	Establishments with 250 to 499 employees	—	X	X	X
	Establishments with 500 to 999 employees	—	X	X	X
	Establishments with 1,000 employees or more	—	X	X	X
323	Printing and related support activities				
	All establishments	134	2 094	20 259	85 084
	Establishments with 1 to 4 employees	57	X	X	X
	Establishments with 5 to 9 employees	31	X	X	X
	Establishments with 10 to 19 employees	23	X	X	X
	Establishments with 20 to 49 employees	14	X	X	X
	Establishments with 50 to 99 employees	7	X	X	X
	Establishments with 100 to 249 employees	2	X	X	X
	Establishments with 250 to 499 employees	—	X	X	X
	Establishments with 500 to 999 employees	—	X	X	X
	Establishments with 1,000 employees or more	—	X	X	X

See footnotes at end of table.

Table 5. Establishments, Employees, and Payroll by Industry and Employment Size of Establishments by County: 2004—Con.

[Excludes most government employees, railroad employees, and self-employed persons. Size class 1 to 4 employees includes establishments having payroll, but no employees, during mid-March pay period. For meaning of abbreviations and symbols, see introductory text. For explanation of terms, see Appendix A. For statement on reliability, see the note at the end of the table and Appendix C]

NAICS code	Geography, kind of business, and employment size class	Establishments (number)	Paid employees for pay period including March 12 (number)	First-quarter payroll (\$1,000)	Annual payroll (\$1,000)
31-33	ESSEX—Con.				
	Manufacturing—Con.				
323	Printing and related support activities—Con.				
3231	Printing and related support activities				
	All establishments	134	2 094	20 259	85 084
	Establishments with 1 to 4 employees	57	X	X	X
	Establishments with 5 to 9 employees	31	X	X	X
	Establishments with 10 to 19 employees	23	X	X	X
	Establishments with 20 to 49 employees	14	X	X	X
	Establishments with 50 to 99 employees	7	X	X	X
	Establishments with 100 to 249 employees	2	X	X	X
	Establishments with 250 to 499 employees	—	X	X	X
	Establishments with 500 to 999 employees	—	X	X	X
	Establishments with 1,000 employees or more	—	X	X	X
32311	Printing				
	All establishments	121	1 980	19 081	79 748
	Establishments with 1 to 4 employees	50	X	X	X
	Establishments with 5 to 9 employees	28	X	X	X
	Establishments with 10 to 19 employees	21	X	X	X
	Establishments with 20 to 49 employees	13	X	X	X
	Establishments with 50 to 99 employees	7	X	X	X
	Establishments with 100 to 249 employees	2	X	X	X
	Establishments with 250 to 499 employees	—	X	X	X
	Establishments with 500 to 999 employees	—	X	X	X
	Establishments with 1,000 employees or more	—	X	X	X
323110	Commercial lithographic printing				
	All establishments	54	654	8 176	34 610
	Establishments with 1 to 4 employees	23	X	X	X
	Establishments with 5 to 9 employees	11	X	X	X
	Establishments with 10 to 19 employees	11	X	X	X
	Establishments with 20 to 49 employees	7	X	X	X
	Establishments with 50 to 99 employees	2	X	X	X
	Establishments with 100 to 249 employees	—	X	X	X
	Establishments with 250 to 499 employees	—	X	X	X
	Establishments with 500 to 999 employees	—	X	X	X
	Establishments with 1,000 employees or more	—	X	X	X
323112	Commercial flexographic printing				
	All establishments	9	133	1 167	5 079
	Establishments with 1 to 4 employees	2	X	X	X
	Establishments with 5 to 9 employees	2	X	X	X
	Establishments with 10 to 19 employees	3	X	X	X
	Establishments with 20 to 49 employees	2	X	X	X
	Establishments with 50 to 99 employees	—	X	X	X
	Establishments with 100 to 249 employees	—	X	X	X
	Establishments with 250 to 499 employees	—	X	X	X
	Establishments with 500 to 999 employees	—	X	X	X
	Establishments with 1,000 employees or more	—	X	X	X
323113	Commercial screen printing				
	All establishments	15	492	2 232	10 250
	Establishments with 1 to 4 employees	4	X	X	X
	Establishments with 5 to 9 employees	4	X	X	X
	Establishments with 10 to 19 employees	2	X	X	X
	Establishments with 20 to 49 employees	2	X	X	X
	Establishments with 50 to 99 employees	2	X	X	X
	Establishments with 100 to 249 employees	1	X	X	X
	Establishments with 250 to 499 employees	—	X	X	X
	Establishments with 500 to 999 employees	—	X	X	X
	Establishments with 1,000 employees or more	—	X	X	X
323114	Quick printing				
	All establishments	20	318	2 986	13 157
	Establishments with 1 to 4 employees	15	X	X	X
	Establishments with 5 to 9 employees	1	X	X	X
	Establishments with 10 to 19 employees	3	X	X	X
	Establishments with 20 to 49 employees	—	X	X	X
	Establishments with 50 to 99 employees	—	X	X	X
	Establishments with 100 to 249 employees	1	X	X	X
	Establishments with 250 to 499 employees	—	X	X	X
	Establishments with 500 to 999 employees	—	X	X	X
	Establishments with 1,000 employees or more	—	X	X	X
323115	Digital printing				
	All establishments	8	134	1 934	7 063
	Establishments with 1 to 4 employees	1	X	X	X
	Establishments with 5 to 9 employees	5	X	X	X
	Establishments with 10 to 19 employees	1	X	X	X
	Establishments with 20 to 49 employees	—	X	X	X
	Establishments with 50 to 99 employees	1	X	X	X
	Establishments with 100 to 249 employees	—	X	X	X
	Establishments with 250 to 499 employees	—	X	X	X
	Establishments with 500 to 999 employees	—	X	X	X
	Establishments with 1,000 employees or more	—	X	X	X

See footnotes at end of table.

Table 5. Establishments, Employees, and Payroll by Industry and Employment Size of Establishments by County: 2004—Con.

[Excludes most government employees, railroad employees, and self-employed persons. Size class 1 to 4 employees includes establishments having payroll, but no employees, during mid-March pay period. For meaning of abbreviations and symbols, see introductory text. For explanation of terms, see Appendix A. For statement on reliability, see the note at the end of the table and Appendix C]

NAICS code	Geography, kind of business, and employment size class	Establishments (number)	Paid employees for pay period including March 12 (number)	First-quarter payroll (\$1,000)	Annual payroll (\$1,000)
31-33	ESSEX—Con.				
	Manufacturing—Con.				
323	Printing and related support activities—Con.				
3231	Printing and related support activities—Con.				
32311	Printing—Con.				
323119	Other commercial printing				
	All establishments	10	214	2 304	8 747
	Establishments with 1 to 4 employees	4	X	X	X
	Establishments with 5 to 9 employees	2	X	X	X
	Establishments with 10 to 19 employees	—	X	X	X
	Establishments with 20 to 49 employees	2	X	X	X
	Establishments with 50 to 99 employees	2	X	X	X
	Establishments with 100 to 249 employees	—	X	X	X
	Establishments with 250 to 499 employees	—	X	X	X
	Establishments with 500 to 999 employees	—	X	X	X
	Establishments with 1,000 employees or more	—	X	X	X
32312	Support activities for printing				
	All establishments	13	114	1 178	5 336
	Establishments with 1 to 4 employees	7	X	X	X
	Establishments with 5 to 9 employees	3	X	X	X
	Establishments with 10 to 19 employees	2	X	X	X
	Establishments with 20 to 49 employees	1	X	X	X
	Establishments with 50 to 99 employees	—	X	X	X
	Establishments with 100 to 249 employees	—	X	X	X
	Establishments with 250 to 499 employees	—	X	X	X
	Establishments with 500 to 999 employees	—	X	X	X
	Establishments with 1,000 employees or more	—	X	X	X
324	Petroleum and coal products manufacturing				
	All establishments	3	c	D	D
	Establishments with 1 to 4 employees	—	X	X	X
	Establishments with 5 to 9 employees	1	X	X	X
	Establishments with 10 to 19 employees	—	X	X	X
	Establishments with 20 to 49 employees	—	X	X	X
	Establishments with 50 to 99 employees	2	X	X	X
	Establishments with 100 to 249 employees	—	X	X	X
	Establishments with 250 to 499 employees	—	X	X	X
	Establishments with 500 to 999 employees	—	X	X	X
	Establishments with 1,000 employees or more	—	X	X	X
3241	Petroleum and coal products manufacturing				
	All establishments	3	c	D	D
	Establishments with 1 to 4 employees	—	X	X	X
	Establishments with 5 to 9 employees	1	X	X	X
	Establishments with 10 to 19 employees	—	X	X	X
	Establishments with 20 to 49 employees	—	X	X	X
	Establishments with 50 to 99 employees	2	X	X	X
	Establishments with 100 to 249 employees	—	X	X	X
	Establishments with 250 to 499 employees	—	X	X	X
	Establishments with 500 to 999 employees	—	X	X	X
	Establishments with 1,000 employees or more	—	X	X	X
32419	Other petroleum and coal products manufacturing				
	All establishments	2	c	D	D
	Establishments with 1 to 4 employees	—	X	X	X
	Establishments with 5 to 9 employees	—	X	X	X
	Establishments with 10 to 19 employees	—	X	X	X
	Establishments with 20 to 49 employees	—	X	X	X
	Establishments with 50 to 99 employees	2	X	X	X
	Establishments with 100 to 249 employees	—	X	X	X
	Establishments with 250 to 499 employees	—	X	X	X
	Establishments with 500 to 999 employees	—	X	X	X
	Establishments with 1,000 employees or more	—	X	X	X
325	Chemical manufacturing				
	All establishments	84	6 981	148 219	508 858
	Establishments with 1 to 4 employees	12	X	X	X
	Establishments with 5 to 9 employees	24	X	X	X
	Establishments with 10 to 19 employees	9	X	X	X
	Establishments with 20 to 49 employees	20	X	X	X
	Establishments with 50 to 99 employees	7	X	X	X
	Establishments with 100 to 249 employees	6	X	X	X
	Establishments with 250 to 499 employees	5	X	X	X
	Establishments with 500 to 999 employees	—	X	X	X
	Establishments with 1,000 employees or more	1	X	X	X
3251	Basic chemical manufacturing				
	All establishments	21	777	11 118	49 094
	Establishments with 1 to 4 employees	2	X	X	X
	Establishments with 5 to 9 employees	7	X	X	X
	Establishments with 10 to 19 employees	3	X	X	X
	Establishments with 20 to 49 employees	5	X	X	X
	Establishments with 50 to 99 employees	2	X	X	X
	Establishments with 100 to 249 employees	2	X	X	X
	Establishments with 250 to 499 employees	—	X	X	X
	Establishments with 500 to 999 employees	—	X	X	X
	Establishments with 1,000 employees or more	—	X	X	X

See footnotes at end of table.

Table 5. Establishments, Employees, and Payroll by Industry and Employment Size of Establishments by County: 2004—Con.

[Excludes most government employees, railroad employees, and self-employed persons. Size class 1 to 4 employees includes establishments having payroll, but no employees, during mid-March pay period. For meaning of abbreviations and symbols, see introductory text. For explanation of terms, see Appendix A. For statement on reliability, see the note at the end of the table and Appendix C]

NAICS code	Geography, kind of business, and employment size class	Establishments (number)	Paid employees for pay period including March 12 (number)	First-quarter payroll (\$1,000)	Annual payroll (\$1,000)
	ESSEX—Con.				
31-33	Manufacturing—Con.				
325	Chemical manufacturing—Con.				
3251	Basic chemical manufacturing—Con.				
32511	Petrochemical manufacturing				
	All establishments	2	c	D	D
	Establishments with 1 to 4 employees	—	X	X	X
	Establishments with 5 to 9 employees	—	X	X	X
	Establishments with 10 to 19 employees	1	X	X	X
	Establishments with 20 to 49 employees	—	X	X	X
	Establishments with 50 to 99 employees	—	X	X	X
	Establishments with 100 to 249 employees	1	X	X	X
	Establishments with 250 to 499 employees	—	X	X	X
	Establishments with 500 to 999 employees	—	X	X	X
	Establishments with 1,000 employees or more	—	X	X	X
325110	Petrochemical manufacturing				
	All establishments	2	c	D	D
	Establishments with 1 to 4 employees	—	X	X	X
	Establishments with 5 to 9 employees	—	X	X	X
	Establishments with 10 to 19 employees	1	X	X	X
	Establishments with 20 to 49 employees	—	X	X	X
	Establishments with 50 to 99 employees	—	X	X	X
	Establishments with 100 to 249 employees	1	X	X	X
	Establishments with 250 to 499 employees	—	X	X	X
	Establishments with 500 to 999 employees	—	X	X	X
	Establishments with 1,000 employees or more	—	X	X	X
32519	Other basic organic chemical manufacturing				
	All establishments	9	497	7 213	33 325
	Establishments with 1 to 4 employees	1	X	X	X
	Establishments with 5 to 9 employees	2	X	X	X
	Establishments with 10 to 19 employees	1	X	X	X
	Establishments with 20 to 49 employees	2	X	X	X
	Establishments with 50 to 99 employees	2	X	X	X
	Establishments with 100 to 249 employees	1	X	X	X
	Establishments with 250 to 499 employees	—	X	X	X
	Establishments with 500 to 999 employees	—	X	X	X
	Establishments with 1,000 employees or more	—	X	X	X
325199	All other basic organic chemical manufacturing				
	All establishments	8	e	D	D
	Establishments with 1 to 4 employees	1	X	X	X
	Establishments with 5 to 9 employees	1	X	X	X
	Establishments with 10 to 19 employees	1	X	X	X
	Establishments with 20 to 49 employees	2	X	X	X
	Establishments with 50 to 99 employees	2	X	X	X
	Establishments with 100 to 249 employees	1	X	X	X
	Establishments with 250 to 499 employees	—	X	X	X
	Establishments with 500 to 999 employees	—	X	X	X
	Establishments with 1,000 employees or more	—	X	X	X
3254	Pharmaceutical and medicine manufacturing				
	All establishments	18	5 037	125 223	406 329
	Establishments with 1 to 4 employees	1	X	X	X
	Establishments with 5 to 9 employees	3	X	X	X
	Establishments with 10 to 19 employees	—	X	X	X
	Establishments with 20 to 49 employees	4	X	X	X
	Establishments with 50 to 99 employees	2	X	X	X
	Establishments with 100 to 249 employees	3	X	X	X
	Establishments with 250 to 499 employees	4	X	X	X
	Establishments with 500 to 999 employees	—	X	X	X
	Establishments with 1,000 employees or more	1	X	X	X
32541	Pharmaceutical and medicine manufacturing				
	All establishments	18	5 037	125 223	406 329
	Establishments with 1 to 4 employees	1	X	X	X
	Establishments with 5 to 9 employees	3	X	X	X
	Establishments with 10 to 19 employees	—	X	X	X
	Establishments with 20 to 49 employees	4	X	X	X
	Establishments with 50 to 99 employees	2	X	X	X
	Establishments with 100 to 249 employees	3	X	X	X
	Establishments with 250 to 499 employees	4	X	X	X
	Establishments with 500 to 999 employees	—	X	X	X
	Establishments with 1,000 employees or more	1	X	X	X
325411	Medicinal and botanical manufacturing				
	All establishments	6	f	D	D
	Establishments with 1 to 4 employees	1	X	X	X
	Establishments with 5 to 9 employees	2	X	X	X
	Establishments with 10 to 19 employees	—	X	X	X
	Establishments with 20 to 49 employees	1	X	X	X
	Establishments with 50 to 99 employees	—	X	X	X
	Establishments with 100 to 249 employees	1	X	X	X
	Establishments with 250 to 499 employees	1	X	X	X
	Establishments with 500 to 999 employees	—	X	X	X
	Establishments with 1,000 employees or more	—	X	X	X

See footnotes at end of table.

Table 5. Establishments, Employees, and Payroll by Industry and Employment Size of Establishments by County: 2004—Con.

[Excludes most government employees, railroad employees, and self-employed persons. Size class 1 to 4 employees includes establishments having payroll, but no employees, during mid-March pay period. For meaning of abbreviations and symbols, see introductory text. For explanation of terms, see Appendix A. For statement on reliability, see the note at the end of the table and Appendix C]

NAICS code	Geography, kind of business, and employment size class	Establishments (number)	Paid employees for pay period including March 12 (number)	First-quarter payroll (\$1,000)	Annual payroll (\$1,000)
	ESSEX—Con.				
31-33	Manufacturing—Con.				
325	Chemical manufacturing—Con.				
3254	Pharmaceutical and medicine manufacturing—Con.				
32541	Pharmaceutical and medicine manufacturing—Con.				
325412	Pharmaceutical preparation manufacturing				
	All establishments	11	4 151	113 738	363 447
	Establishments with 1 to 4 employees	—	X	X	X
	Establishments with 5 to 9 employees	1	X	X	X
	Establishments with 10 to 19 employees	—	X	X	X
	Establishments with 20 to 49 employees	3	X	X	X
	Establishments with 50 to 99 employees	2	X	X	X
	Establishments with 100 to 249 employees	1	X	X	X
	Establishments with 250 to 499 employees	3	X	X	X
	Establishments with 500 to 999 employees	—	X	X	X
	Establishments with 1,000 employees or more	1	X	X	X
325413	In-vitro diagnostic substance manufacturing				
	All establishments	1	c	D	D
	Establishments with 1 to 4 employees	—	X	X	X
	Establishments with 5 to 9 employees	—	X	X	X
	Establishments with 10 to 19 employees	—	X	X	X
	Establishments with 20 to 49 employees	—	X	X	X
	Establishments with 50 to 99 employees	—	X	X	X
	Establishments with 100 to 249 employees	1	X	X	X
	Establishments with 250 to 499 employees	—	X	X	X
	Establishments with 500 to 999 employees	—	X	X	X
	Establishments with 1,000 employees or more	—	X	X	X
3255	Paint, coating, and adhesive manufacturing				
	All establishments	21	450	5 556	23 284
	Establishments with 1 to 4 employees	5	X	X	X
	Establishments with 5 to 9 employees	8	X	X	X
	Establishments with 10 to 19 employees	2	X	X	X
	Establishments with 20 to 49 employees	4	X	X	X
	Establishments with 50 to 99 employees	1	X	X	X
	Establishments with 100 to 249 employees	1	X	X	X
	Establishments with 250 to 499 employees	—	X	X	X
	Establishments with 500 to 999 employees	—	X	X	X
	Establishments with 1,000 employees or more	—	X	X	X
32551	Paint and coating manufacturing				
	All establishments	12	269	2 949	12 549
	Establishments with 1 to 4 employees	3	X	X	X
	Establishments with 5 to 9 employees	5	X	X	X
	Establishments with 10 to 19 employees	1	X	X	X
	Establishments with 20 to 49 employees	2	X	X	X
	Establishments with 50 to 99 employees	—	X	X	X
	Establishments with 100 to 249 employees	1	X	X	X
	Establishments with 250 to 499 employees	—	X	X	X
	Establishments with 500 to 999 employees	—	X	X	X
	Establishments with 1,000 employees or more	—	X	X	X
325510	Paint and coating manufacturing				
	All establishments	12	269	2 949	12 549
	Establishments with 1 to 4 employees	3	X	X	X
	Establishments with 5 to 9 employees	5	X	X	X
	Establishments with 10 to 19 employees	1	X	X	X
	Establishments with 20 to 49 employees	2	X	X	X
	Establishments with 50 to 99 employees	—	X	X	X
	Establishments with 100 to 249 employees	1	X	X	X
	Establishments with 250 to 499 employees	—	X	X	X
	Establishments with 500 to 999 employees	—	X	X	X
	Establishments with 1,000 employees or more	—	X	X	X
32552	Adhesive manufacturing				
	All establishments	9	181	2 607	10 735
	Establishments with 1 to 4 employees	2	X	X	X
	Establishments with 5 to 9 employees	3	X	X	X
	Establishments with 10 to 19 employees	1	X	X	X
	Establishments with 20 to 49 employees	2	X	X	X
	Establishments with 50 to 99 employees	1	X	X	X
	Establishments with 100 to 249 employees	—	X	X	X
	Establishments with 250 to 499 employees	—	X	X	X
	Establishments with 500 to 999 employees	—	X	X	X
	Establishments with 1,000 employees or more	—	X	X	X
325520	Adhesive manufacturing				
	All establishments	9	181	2 607	10 735
	Establishments with 1 to 4 employees	2	X	X	X
	Establishments with 5 to 9 employees	3	X	X	X
	Establishments with 10 to 19 employees	1	X	X	X
	Establishments with 20 to 49 employees	2	X	X	X
	Establishments with 50 to 99 employees	1	X	X	X
	Establishments with 100 to 249 employees	—	X	X	X
	Establishments with 250 to 499 employees	—	X	X	X
	Establishments with 500 to 999 employees	—	X	X	X

See footnotes at end of table.

Table 5. Establishments, Employees, and Payroll by Industry and Employment Size of Establishments by County: 2004—Con.

[Excludes most government employees, railroad employees, and self-employed persons. Size class 1 to 4 employees includes establishments having payroll, but no employees, during mid-March pay period. For meaning of abbreviations and symbols, see introductory text. For explanation of terms, see Appendix A. For statement on reliability, see the note at the end of the table and Appendix C]

NAICS code	Geography, kind of business, and employment size class	Establishments (number)	Paid employees for pay period including March 12 (number)	First-quarter payroll (\$1,000)	Annual payroll (\$1,000)
	ESSEX—Con.				
31-33	Manufacturing—Con.				
325	Chemical manufacturing—Con.				
3255	Paint, coating, and adhesive manufacturing—Con.				
32552	Adhesive manufacturing—Con.				
325520	Adhesive manufacturing—Con.				
	All establishments—Con.				
	Establishments with 1,000 employees or more	—	X	X	X
3256	Soap, cleaning compound, and toilet preparation manufacturing				
	All establishments	14	537	4 073	20 826
	Establishments with 1 to 4 employees	3	X	X	X
	Establishments with 5 to 9 employees	3	X	X	X
	Establishments with 10 to 19 employees	2	X	X	X
	Establishments with 20 to 49 employees	3	X	X	X
	Establishments with 50 to 99 employees	2	X	X	X
	Establishments with 100 to 249 employees	—	X	X	X
	Establishments with 250 to 499 employees	1	X	X	X
	Establishments with 500 to 999 employees	—	X	X	X
	Establishments with 1,000 employees or more	—	X	X	X
32562	Toilet preparation manufacturing				
	All establishments	11	464	3 227	16 600
	Establishments with 1 to 4 employees	3	X	X	X
	Establishments with 5 to 9 employees	1	X	X	X
	Establishments with 10 to 19 employees	2	X	X	X
	Establishments with 20 to 49 employees	3	X	X	X
	Establishments with 50 to 99 employees	1	X	X	X
	Establishments with 100 to 249 employees	—	X	X	X
	Establishments with 250 to 499 employees	1	X	X	X
	Establishments with 500 to 999 employees	—	X	X	X
	Establishments with 1,000 employees or more	—	X	X	X
325620	Toilet preparation manufacturing				
	All establishments	11	464	3 227	16 600
	Establishments with 1 to 4 employees	3	X	X	X
	Establishments with 5 to 9 employees	1	X	X	X
	Establishments with 10 to 19 employees	2	X	X	X
	Establishments with 20 to 49 employees	3	X	X	X
	Establishments with 50 to 99 employees	1	X	X	X
	Establishments with 100 to 249 employees	—	X	X	X
	Establishments with 250 to 499 employees	1	X	X	X
	Establishments with 500 to 999 employees	—	X	X	X
	Establishments with 1,000 employees or more	—	X	X	X
3259	Other chemical product and preparation manufacturing				
	All establishments	7	c	D	D
	Establishments with 1 to 4 employees	—	X	X	X
	Establishments with 5 to 9 employees	3	X	X	X
	Establishments with 10 to 19 employees	2	X	X	X
	Establishments with 20 to 49 employees	2	X	X	X
	Establishments with 50 to 99 employees	—	X	X	X
	Establishments with 100 to 249 employees	—	X	X	X
	Establishments with 250 to 499 employees	—	X	X	X
	Establishments with 500 to 999 employees	—	X	X	X
	Establishments with 1,000 employees or more	—	X	X	X
326	Plastics and rubber products manufacturing				
	All establishments	35	911	8 044	31 478
	Establishments with 1 to 4 employees	9	X	X	X
	Establishments with 5 to 9 employees	8	X	X	X
	Establishments with 10 to 19 employees	7	X	X	X
	Establishments with 20 to 49 employees	4	X	X	X
	Establishments with 50 to 99 employees	4	X	X	X
	Establishments with 100 to 249 employees	3	X	X	X
	Establishments with 250 to 499 employees	—	X	X	X
	Establishments with 500 to 999 employees	—	X	X	X
	Establishments with 1,000 employees or more	—	X	X	X
3261	Plastics product manufacturing				
	All establishments	28	839	7 236	28 142
	Establishments with 1 to 4 employees	8	X	X	X
	Establishments with 5 to 9 employees	5	X	X	X
	Establishments with 10 to 19 employees	5	X	X	X
	Establishments with 20 to 49 employees	3	X	X	X
	Establishments with 50 to 99 employees	4	X	X	X
	Establishments with 100 to 249 employees	3	X	X	X
	Establishments with 250 to 499 employees	—	X	X	X
	Establishments with 500 to 999 employees	—	X	X	X
	Establishments with 1,000 employees or more	—	X	X	X

See footnotes at end of table.

Table 5. Establishments, Employees, and Payroll by Industry and Employment Size of Establishments by County: 2004—Con.

[Excludes most government employees, railroad employees, and self-employed persons. Size class 1 to 4 employees includes establishments having payroll, but no employees, during mid-March pay period. For meaning of abbreviations and symbols, see introductory text. For explanation of terms, see Appendix A. For statement on reliability, see the note at the end of the table and Appendix C]

NAICS code	Geography, kind of business, and employment size class	Establishments (number)	Paid employees for pay period including March 12 (number)	First-quarter payroll (\$1,000)	Annual payroll (\$1,000)
	ESSEX—Con.				
31-33	Manufacturing—Con.				
326	Plastics and rubber products manufacturing—Con.				
3261	Plastics product manufacturing—Con.				
32611	Plastics packaging materials and unlaminated film and sheet manufacturing				
	All establishments	8	385	3 684	14 905
	Establishments with 1 to 4 employees	1	X	X	X
	Establishments with 5 to 9 employees	2	X	X	X
	Establishments with 10 to 19 employees	2	X	X	X
	Establishments with 20 to 49 employees	—	X	X	X
	Establishments with 50 to 99 employees	1	X	X	X
	Establishments with 100 to 249 employees	2	X	X	X
	Establishments with 250 to 499 employees	—	X	X	X
	Establishments with 500 to 999 employees	—	X	X	X
	Establishments with 1,000 employees or more	—	X	X	X
326111	Plastics bag manufacturing				
	All establishments	3	c	D	D
	Establishments with 1 to 4 employees	—	X	X	X
	Establishments with 5 to 9 employees	1	X	X	X
	Establishments with 10 to 19 employees	1	X	X	X
	Establishments with 20 to 49 employees	—	X	X	X
	Establishments with 50 to 99 employees	—	X	X	X
	Establishments with 100 to 249 employees	1	X	X	X
	Establishments with 250 to 499 employees	—	X	X	X
	Establishments with 500 to 999 employees	—	X	X	X
	Establishments with 1,000 employees or more	—	X	X	X
326113	Unlaminated plastics film and sheet (except packaging) manufacturing				
	All establishments	4	245	2 673	10 943
	Establishments with 1 to 4 employees	1	X	X	X
	Establishments with 5 to 9 employees	—	X	X	X
	Establishments with 10 to 19 employees	1	X	X	X
	Establishments with 20 to 49 employees	—	X	X	X
	Establishments with 50 to 99 employees	1	X	X	X
	Establishments with 100 to 249 employees	1	X	X	X
	Establishments with 250 to 499 employees	—	X	X	X
	Establishments with 500 to 999 employees	—	X	X	X
	Establishments with 1,000 employees or more	—	X	X	X
32619	Other plastics product manufacturing				
	All establishments	16	401	3 088	11 392
	Establishments with 1 to 4 employees	6	X	X	X
	Establishments with 5 to 9 employees	2	X	X	X
	Establishments with 10 to 19 employees	2	X	X	X
	Establishments with 20 to 49 employees	2	X	X	X
	Establishments with 50 to 99 employees	3	X	X	X
	Establishments with 100 to 249 employees	1	X	X	X
	Establishments with 250 to 499 employees	—	X	X	X
	Establishments with 500 to 999 employees	—	X	X	X
	Establishments with 1,000 employees or more	—	X	X	X
326199	All other plastics product manufacturing				
	All establishments	16	401	3 088	11 392
	Establishments with 1 to 4 employees	6	X	X	X
	Establishments with 5 to 9 employees	2	X	X	X
	Establishments with 10 to 19 employees	2	X	X	X
	Establishments with 20 to 49 employees	2	X	X	X
	Establishments with 50 to 99 employees	3	X	X	X
	Establishments with 100 to 249 employees	1	X	X	X
	Establishments with 250 to 499 employees	—	X	X	X
	Establishments with 500 to 999 employees	—	X	X	X
	Establishments with 1,000 employees or more	—	X	X	X
327	Nonmetallic mineral product manufacturing				
	All establishments	22	465	4 849	22 018
	Establishments with 1 to 4 employees	8	X	X	X
	Establishments with 5 to 9 employees	3	X	X	X
	Establishments with 10 to 19 employees	1	X	X	X
	Establishments with 20 to 49 employees	8	X	X	X
	Establishments with 50 to 99 employees	1	X	X	X
	Establishments with 100 to 249 employees	1	X	X	X
	Establishments with 250 to 499 employees	—	X	X	X
	Establishments with 500 to 999 employees	—	X	X	X
	Establishments with 1,000 employees or more	—	X	X	X
3271	Clay product and refractory manufacturing				
	All establishments	2	c	D	D
	Establishments with 1 to 4 employees	—	X	X	X
	Establishments with 5 to 9 employees	—	X	X	X
	Establishments with 10 to 19 employees	—	X	X	X
	Establishments with 20 to 49 employees	1	X	X	X
	Establishments with 50 to 99 employees	1	X	X	X
	Establishments with 100 to 249 employees	—	X	X	X
	Establishments with 250 to 499 employees	—	X	X	X
	Establishments with 500 to 999 employees	—	X	X	X
	Establishments with 1,000 employees or more	—	X	X	X

See footnotes at end of table.

Table 5. Establishments, Employees, and Payroll by Industry and Employment Size of Establishments by County: 2004—Con.

[Excludes most government employees, railroad employees, and self-employed persons. Size class 1 to 4 employees includes establishments having payroll, but no employees, during mid-March pay period. For meaning of abbreviations and symbols, see introductory text. For explanation of terms, see Appendix A. For statement on reliability, see the note at the end of the table and Appendix C]

NAICS code	Geography, kind of business, and employment size class	Establishments (number)	Paid employees for pay period including March 12 (number)	First-quarter payroll (\$1,000)	Annual payroll (\$1,000)
31-33	ESSEX—Con.				
	Manufacturing—Con.				
327	Nonmetallic mineral product manufacturing—Con.				
3271	Clay product and refractory manufacturing—Con.				
32711	Pottery, ceramics, and plumbing fixture manufacturing				
	All establishments	2	c	D	D
	Establishments with 1 to 4 employees	—	X	X	X
	Establishments with 5 to 9 employees	—	X	X	X
	Establishments with 10 to 19 employees	—	X	X	X
	Establishments with 20 to 49 employees	1	X	X	X
	Establishments with 50 to 99 employees	1	X	X	X
	Establishments with 100 to 249 employees	—	X	X	X
	Establishments with 250 to 499 employees	—	X	X	X
	Establishments with 500 to 999 employees	—	X	X	X
	Establishments with 1,000 employees or more	—	X	X	X
327113	Porcelain electrical supply manufacturing				
	All establishments	2	c	D	D
	Establishments with 1 to 4 employees	—	X	X	X
	Establishments with 5 to 9 employees	—	X	X	X
	Establishments with 10 to 19 employees	—	X	X	X
	Establishments with 20 to 49 employees	1	X	X	X
	Establishments with 50 to 99 employees	1	X	X	X
	Establishments with 100 to 249 employees	—	X	X	X
	Establishments with 250 to 499 employees	—	X	X	X
	Establishments with 500 to 999 employees	—	X	X	X
	Establishments with 1,000 employees or more	—	X	X	X
3273	Cement and concrete product manufacturing				
	All establishments	10	143	1 545	8 079
	Establishments with 1 to 4 employees	4	X	X	X
	Establishments with 5 to 9 employees	2	X	X	X
	Establishments with 10 to 19 employees	—	X	X	X
	Establishments with 20 to 49 employees	4	X	X	X
	Establishments with 50 to 99 employees	—	X	X	X
	Establishments with 100 to 249 employees	—	X	X	X
	Establishments with 250 to 499 employees	—	X	X	X
	Establishments with 500 to 999 employees	—	X	X	X
	Establishments with 1,000 employees or more	—	X	X	X
32732	Ready-mix concrete manufacturing				
	All establishments	4	111	1 226	6 665
	Establishments with 1 to 4 employees	—	X	X	X
	Establishments with 5 to 9 employees	1	X	X	X
	Establishments with 10 to 19 employees	—	X	X	X
	Establishments with 20 to 49 employees	3	X	X	X
	Establishments with 50 to 99 employees	—	X	X	X
	Establishments with 100 to 249 employees	—	X	X	X
	Establishments with 250 to 499 employees	—	X	X	X
	Establishments with 500 to 999 employees	—	X	X	X
	Establishments with 1,000 employees or more	—	X	X	X
327320	Ready-mix concrete manufacturing				
	All establishments	4	111	1 226	6 665
	Establishments with 1 to 4 employees	—	X	X	X
	Establishments with 5 to 9 employees	1	X	X	X
	Establishments with 10 to 19 employees	—	X	X	X
	Establishments with 20 to 49 employees	3	X	X	X
	Establishments with 50 to 99 employees	—	X	X	X
	Establishments with 100 to 249 employees	—	X	X	X
	Establishments with 250 to 499 employees	—	X	X	X
	Establishments with 500 to 999 employees	—	X	X	X
	Establishments with 1,000 employees or more	—	X	X	X
3274	Lime and gypsum product manufacturing				
	All establishments	1	c	D	D
	Establishments with 1 to 4 employees	—	X	X	X
	Establishments with 5 to 9 employees	—	X	X	X
	Establishments with 10 to 19 employees	—	X	X	X
	Establishments with 20 to 49 employees	—	X	X	X
	Establishments with 50 to 99 employees	—	X	X	X
	Establishments with 100 to 249 employees	1	X	X	X
	Establishments with 250 to 499 employees	—	X	X	X
	Establishments with 500 to 999 employees	—	X	X	X
	Establishments with 1,000 employees or more	—	X	X	X
32742	Gypsum product manufacturing				
	All establishments	1	c	D	D
	Establishments with 1 to 4 employees	—	X	X	X
	Establishments with 5 to 9 employees	—	X	X	X
	Establishments with 10 to 19 employees	—	X	X	X
	Establishments with 20 to 49 employees	—	X	X	X
	Establishments with 50 to 99 employees	—	X	X	X
	Establishments with 100 to 249 employees	1	X	X	X
	Establishments with 250 to 499 employees	—	X	X	X
	Establishments with 500 to 999 employees	—	X	X	X
	Establishments with 1,000 employees or more	—	X	X	X

See footnotes at end of table.

Table 5. Establishments, Employees, and Payroll by Industry and Employment Size of Establishments by County: 2004—Con.

[Excludes most government employees, railroad employees, and self-employed persons. Size class 1 to 4 employees includes establishments having payroll, but no employees, during mid-March pay period. For meaning of abbreviations and symbols, see introductory text. For explanation of terms, see Appendix A. For statement on reliability, see the note at the end of the table and Appendix C]

NAICS code	Geography, kind of business, and employment size class	Establishments (number)	Paid employees for pay period including March 12 (number)	First-quarter payroll (\$1,000)	Annual payroll (\$1,000)
	ESSEX—Con.				
31-33	Manufacturing—Con.				
327	Nonmetallic mineral product manufacturing—Con.				
3274	Lime and gypsum product manufacturing—Con.				
32742	Gypsum product manufacturing—Con.				
327420	Gypsum product manufacturing				
	All establishments	1	c	D	D
	Establishments with 1 to 4 employees	—	X	X	X
	Establishments with 5 to 9 employees	—	X	X	X
	Establishments with 10 to 19 employees	—	X	X	X
	Establishments with 20 to 49 employees	—	X	X	X
	Establishments with 50 to 99 employees	—	X	X	X
	Establishments with 100 to 249 employees	1	X	X	X
	Establishments with 250 to 499 employees	—	X	X	X
	Establishments with 500 to 999 employees	—	X	X	X
	Establishments with 1,000 employees or more	—	X	X	X
331	Primary metal manufacturing				
	All establishments	17	765	5 889	28 017
	Establishments with 1 to 4 employees	3	X	X	X
	Establishments with 5 to 9 employees	1	X	X	X
	Establishments with 10 to 19 employees	5	X	X	X
	Establishments with 20 to 49 employees	4	X	X	X
	Establishments with 50 to 99 employees	2	X	X	X
	Establishments with 100 to 249 employees	1	X	X	X
	Establishments with 250 to 499 employees	1	X	X	X
	Establishments with 500 to 999 employees	—	X	X	X
	Establishments with 1,000 employees or more	—	X	X	X
3312	Steel product manufacturing from purchased steel				
	All establishments	1	e	D	D
	Establishments with 1 to 4 employees	—	X	X	X
	Establishments with 5 to 9 employees	—	X	X	X
	Establishments with 10 to 19 employees	—	X	X	X
	Establishments with 20 to 49 employees	—	X	X	X
	Establishments with 50 to 99 employees	—	X	X	X
	Establishments with 100 to 249 employees	—	X	X	X
	Establishments with 250 to 499 employees	1	X	X	X
	Establishments with 500 to 999 employees	—	X	X	X
	Establishments with 1,000 employees or more	—	X	X	X
33122	Rolling and drawing of purchased steel				
	All establishments	1	e	D	D
	Establishments with 1 to 4 employees	—	X	X	X
	Establishments with 5 to 9 employees	—	X	X	X
	Establishments with 10 to 19 employees	—	X	X	X
	Establishments with 20 to 49 employees	—	X	X	X
	Establishments with 50 to 99 employees	—	X	X	X
	Establishments with 100 to 249 employees	—	X	X	X
	Establishments with 250 to 499 employees	1	X	X	X
	Establishments with 500 to 999 employees	—	X	X	X
	Establishments with 1,000 employees or more	—	X	X	X
331222	Steel wire drawing				
	All establishments	1	e	D	D
	Establishments with 1 to 4 employees	—	X	X	X
	Establishments with 5 to 9 employees	—	X	X	X
	Establishments with 10 to 19 employees	—	X	X	X
	Establishments with 20 to 49 employees	—	X	X	X
	Establishments with 50 to 99 employees	—	X	X	X
	Establishments with 100 to 249 employees	—	X	X	X
	Establishments with 250 to 499 employees	1	X	X	X
	Establishments with 500 to 999 employees	—	X	X	X
	Establishments with 1,000 employees or more	—	X	X	X
3313	Alumina and aluminum production and processing				
	All establishments	1	c	D	D
	Establishments with 1 to 4 employees	—	X	X	X
	Establishments with 5 to 9 employees	—	X	X	X
	Establishments with 10 to 19 employees	—	X	X	X
	Establishments with 20 to 49 employees	—	X	X	X
	Establishments with 50 to 99 employees	—	X	X	X
	Establishments with 100 to 249 employees	1	X	X	X
	Establishments with 250 to 499 employees	—	X	X	X
	Establishments with 500 to 999 employees	—	X	X	X
	Establishments with 1,000 employees or more	—	X	X	X
33131	Alumina and aluminum production and processing				
	All establishments	1	c	D	D
	Establishments with 1 to 4 employees	—	X	X	X
	Establishments with 5 to 9 employees	—	X	X	X
	Establishments with 10 to 19 employees	—	X	X	X
	Establishments with 20 to 49 employees	—	X	X	X
	Establishments with 50 to 99 employees	—	X	X	X
	Establishments with 100 to 249 employees	1	X	X	X
	Establishments with 250 to 499 employees	—	X	X	X
	Establishments with 500 to 999 employees	—	X	X	X
	Establishments with 1,000 employees or more	—	X	X	X

See footnotes at end of table.

Table 5. Establishments, Employees, and Payroll by Industry and Employment Size of Establishments by County: 2004—Con.

[Excludes most government employees, railroad employees, and self-employed persons. Size class 1 to 4 employees includes establishments having payroll, but no employees, during mid-March pay period. For meaning of abbreviations and symbols, see introductory text. For explanation of terms, see Appendix A. For statement on reliability, see the note at the end of the table and Appendix C]

NAICS code	Geography, kind of business, and employment size class	Establishments (number)	Paid employees for pay period including March 12 (number)	First-quarter payroll (\$1,000)	Annual payroll (\$1,000)
ESSEX—Con.					
31-33	Manufacturing—Con.				
331	Primary metal manufacturing—Con.				
3313	Alumina and aluminum production and processing—Con.				
33131	Alumina and aluminum production and processing—Con.				
331316	Aluminum extruded product manufacturing				
	All establishments	1	c	D	D
	Establishments with 1 to 4 employees	—	X	X	X
	Establishments with 5 to 9 employees	—	X	X	X
	Establishments with 10 to 19 employees	—	X	X	X
	Establishments with 20 to 49 employees	—	X	X	X
	Establishments with 50 to 99 employees	—	X	X	X
	Establishments with 100 to 249 employees	1	X	X	X
	Establishments with 250 to 499 employees	—	X	X	X
	Establishments with 500 to 999 employees	—	X	X	X
	Establishments with 1,000 employees or more	—	X	X	X
3314	Nonferrous metal (except aluminum) production and processing				
	All establishments	5	c	D	D
	Establishments with 1 to 4 employees	1	X	X	X
	Establishments with 5 to 9 employees	—	X	X	X
	Establishments with 10 to 19 employees	2	X	X	X
	Establishments with 20 to 49 employees	1	X	X	X
	Establishments with 50 to 99 employees	1	X	X	X
	Establishments with 100 to 249 employees	—	X	X	X
	Establishments with 250 to 499 employees	—	X	X	X
	Establishments with 500 to 999 employees	—	X	X	X
	Establishments with 1,000 employees or more	—	X	X	X
3315	Foundries				
	All establishments	5	c	D	D
	Establishments with 1 to 4 employees	—	X	X	X
	Establishments with 5 to 9 employees	—	X	X	X
	Establishments with 10 to 19 employees	2	X	X	X
	Establishments with 20 to 49 employees	3	X	X	X
	Establishments with 50 to 99 employees	—	X	X	X
	Establishments with 100 to 249 employees	—	X	X	X
	Establishments with 250 to 499 employees	—	X	X	X
	Establishments with 500 to 999 employees	—	X	X	X
	Establishments with 1,000 employees or more	—	X	X	X
332	Fabricated metal product manufacturing				
	All establishments	179	2 903	25 032	109 262
	Establishments with 1 to 4 employees	58	X	X	X
	Establishments with 5 to 9 employees	36	X	X	X
	Establishments with 10 to 19 employees	36	X	X	X
	Establishments with 20 to 49 employees	36	X	X	X
	Establishments with 50 to 99 employees	10	X	X	X
	Establishments with 100 to 249 employees	3	X	X	X
	Establishments with 250 to 499 employees	—	X	X	X
	Establishments with 500 to 999 employees	—	X	X	X
	Establishments with 1,000 employees or more	—	X	X	X
3321	Forging and stamping				
	All establishments	18	299	2 856	13 199
	Establishments with 1 to 4 employees	3	X	X	X
	Establishments with 5 to 9 employees	6	X	X	X
	Establishments with 10 to 19 employees	1	X	X	X
	Establishments with 20 to 49 employees	7	X	X	X
	Establishments with 50 to 99 employees	1	X	X	X
	Establishments with 100 to 249 employees	—	X	X	X
	Establishments with 250 to 499 employees	—	X	X	X
	Establishments with 500 to 999 employees	—	X	X	X
	Establishments with 1,000 employees or more	—	X	X	X
33211	Forging and stamping				
	All establishments	18	299	2 856	13 199
	Establishments with 1 to 4 employees	3	X	X	X
	Establishments with 5 to 9 employees	6	X	X	X
	Establishments with 10 to 19 employees	1	X	X	X
	Establishments with 20 to 49 employees	7	X	X	X
	Establishments with 50 to 99 employees	1	X	X	X
	Establishments with 100 to 249 employees	—	X	X	X
	Establishments with 250 to 499 employees	—	X	X	X
	Establishments with 500 to 999 employees	—	X	X	X
	Establishments with 1,000 employees or more	—	X	X	X
332116	Metal stamping				
	All establishments	17	e	D	D
	Establishments with 1 to 4 employees	3	X	X	X
	Establishments with 5 to 9 employees	5	X	X	X
	Establishments with 10 to 19 employees	1	X	X	X
	Establishments with 20 to 49 employees	7	X	X	X
	Establishments with 50 to 99 employees	1	X	X	X
	Establishments with 100 to 249 employees	—	X	X	X
	Establishments with 250 to 499 employees	—	X	X	X
	Establishments with 500 to 999 employees	—	X	X	X
	Establishments with 1,000 employees or more	—	X	X	X

See footnotes at end of table.

Table 5. Establishments, Employees, and Payroll by Industry and Employment Size of Establishments by County: 2004—Con.

[Excludes most government employees, railroad employees, and self-employed persons. Size class 1 to 4 employees includes establishments having payroll, but no employees, during mid-March pay period. For meaning of abbreviations and symbols, see introductory text. For explanation of terms, see Appendix A. For statement on reliability, see the note at the end of the table and Appendix C]

NAICS code	Geography, kind of business, and employment size class	Establishments (number)	Paid employees for pay period including March 12 (number)	First-quarter payroll (\$1,000)	Annual payroll (\$1,000)
31-33	ESSEX—Con.				
	Manufacturing—Con.				
332	Fabricated metal product manufacturing—Con.				
3322	Cutlery and handtool manufacturing				
	All establishments	7	182	1 500	5 728
	Establishments with 1 to 4 employees	3	X	X	X
	Establishments with 5 to 9 employees	1	X	X	X
	Establishments with 10 to 19 employees	—	X	X	X
	Establishments with 20 to 49 employees	2	X	X	X
	Establishments with 50 to 99 employees	—	X	X	X
	Establishments with 100 to 249 employees	1	X	X	X
	Establishments with 250 to 499 employees	—	X	X	X
	Establishments with 500 to 999 employees	—	X	X	X
	Establishments with 1,000 employees or more	—	X	X	X
33221	Cutlery and handtool manufacturing				
	All establishments	7	182	1 500	5 728
	Establishments with 1 to 4 employees	3	X	X	X
	Establishments with 5 to 9 employees	1	X	X	X
	Establishments with 10 to 19 employees	—	X	X	X
	Establishments with 20 to 49 employees	2	X	X	X
	Establishments with 50 to 99 employees	—	X	X	X
	Establishments with 100 to 249 employees	1	X	X	X
	Establishments with 250 to 499 employees	—	X	X	X
	Establishments with 500 to 999 employees	—	X	X	X
	Establishments with 1,000 employees or more	—	X	X	X
332211	Cutlery and flatware (except precious) manufacturing				
	All establishments	1	c	D	D
	Establishments with 1 to 4 employees	—	X	X	X
	Establishments with 5 to 9 employees	—	X	X	X
	Establishments with 10 to 19 employees	—	X	X	X
	Establishments with 20 to 49 employees	—	X	X	X
	Establishments with 50 to 99 employees	—	X	X	X
	Establishments with 100 to 249 employees	1	X	X	X
	Establishments with 250 to 499 employees	—	X	X	X
	Establishments with 500 to 999 employees	—	X	X	X
	Establishments with 1,000 employees or more	—	X	X	X
3323	Architectural and structural metals manufacturing				
	All establishments	40	486	4 423	18 841
	Establishments with 1 to 4 employees	14	X	X	X
	Establishments with 5 to 9 employees	5	X	X	X
	Establishments with 10 to 19 employees	12	X	X	X
	Establishments with 20 to 49 employees	9	X	X	X
	Establishments with 50 to 99 employees	—	X	X	X
	Establishments with 100 to 249 employees	—	X	X	X
	Establishments with 250 to 499 employees	—	X	X	X
	Establishments with 500 to 999 employees	—	X	X	X
	Establishments with 1,000 employees or more	—	X	X	X
33231	Plate work and fabricated structural product manufacturing				
	All establishments	15	197	1 816	7 418
	Establishments with 1 to 4 employees	4	X	X	X
	Establishments with 5 to 9 employees	3	X	X	X
	Establishments with 10 to 19 employees	5	X	X	X
	Establishments with 20 to 49 employees	3	X	X	X
	Establishments with 50 to 99 employees	—	X	X	X
	Establishments with 100 to 249 employees	—	X	X	X
	Establishments with 250 to 499 employees	—	X	X	X
	Establishments with 500 to 999 employees	—	X	X	X
	Establishments with 1,000 employees or more	—	X	X	X
332312	Fabricated structural metal manufacturing				
	All establishments	10	136	1 445	5 858
	Establishments with 1 to 4 employees	2	X	X	X
	Establishments with 5 to 9 employees	3	X	X	X
	Establishments with 10 to 19 employees	3	X	X	X
	Establishments with 20 to 49 employees	2	X	X	X
	Establishments with 50 to 99 employees	—	X	X	X
	Establishments with 100 to 249 employees	—	X	X	X
	Establishments with 250 to 499 employees	—	X	X	X
	Establishments with 500 to 999 employees	—	X	X	X
	Establishments with 1,000 employees or more	—	X	X	X
33232	Ornamental and architectural metal products manufacturing				
	All establishments	25	289	2 607	11 423
	Establishments with 1 to 4 employees	10	X	X	X
	Establishments with 5 to 9 employees	2	X	X	X
	Establishments with 10 to 19 employees	7	X	X	X
	Establishments with 20 to 49 employees	6	X	X	X
	Establishments with 50 to 99 employees	—	X	X	X
	Establishments with 100 to 249 employees	—	X	X	X
	Establishments with 250 to 499 employees	—	X	X	X
	Establishments with 500 to 999 employees	—	X	X	X
	Establishments with 1,000 employees or more	—	X	X	X

See footnotes at end of table.

Table 5. Establishments, Employees, and Payroll by Industry and Employment Size of Establishments by County: 2004—Con.

[Excludes most government employees, railroad employees, and self-employed persons. Size class 1 to 4 employees includes establishments having payroll, but no employees, during mid-March pay period. For meaning of abbreviations and symbols, see introductory text. For explanation of terms, see Appendix A. For statement on reliability, see the note at the end of the table and Appendix C]

NAICS code	Geography, kind of business, and employment size class	Establishments (number)	Paid employees for pay period including March 12 (number)	First-quarter payroll (\$1,000)	Annual payroll (\$1,000)
31-33	ESSEX—Con.				
	Manufacturing—Con.				
332	Fabricated metal product manufacturing—Con.				
3323	Architectural and structural metals manufacturing—Con.				
33232	Ornamental and architectural metal products manufacturing—Con.				
332321	Metal window and door manufacturing				
	All establishments	5	108	992	4 305
	Establishments with 1 to 4 employees	—	X	X	X
	Establishments with 5 to 9 employees	1	X	X	X
	Establishments with 10 to 19 employees	1	X	X	X
	Establishments with 20 to 49 employees	3	X	X	X
	Establishments with 50 to 99 employees	—	X	X	X
	Establishments with 100 to 249 employees	—	X	X	X
	Establishments with 250 to 499 employees	—	X	X	X
	Establishments with 500 to 999 employees	—	X	X	X
	Establishments with 1,000 employees or more	—	X	X	X
332322	Sheet metal work manufacturing				
	All establishments	13	134	1 244	5 383
	Establishments with 1 to 4 employees	5	X	X	X
	Establishments with 5 to 9 employees	1	X	X	X
	Establishments with 10 to 19 employees	5	X	X	X
	Establishments with 20 to 49 employees	2	X	X	X
	Establishments with 50 to 99 employees	—	X	X	X
	Establishments with 100 to 249 employees	—	X	X	X
	Establishments with 250 to 499 employees	—	X	X	X
	Establishments with 500 to 999 employees	—	X	X	X
	Establishments with 1,000 employees or more	—	X	X	X
3326	Spring and wire product manufacturing				
	All establishments	14	247	2 107	9 182
	Establishments with 1 to 4 employees	3	X	X	X
	Establishments with 5 to 9 employees	4	X	X	X
	Establishments with 10 to 19 employees	2	X	X	X
	Establishments with 20 to 49 employees	4	X	X	X
	Establishments with 50 to 99 employees	1	X	X	X
	Establishments with 100 to 249 employees	—	X	X	X
	Establishments with 250 to 499 employees	—	X	X	X
	Establishments with 500 to 999 employees	—	X	X	X
	Establishments with 1,000 employees or more	—	X	X	X
33261	Spring and wire product manufacturing				
	All establishments	14	247	2 107	9 182
	Establishments with 1 to 4 employees	3	X	X	X
	Establishments with 5 to 9 employees	4	X	X	X
	Establishments with 10 to 19 employees	2	X	X	X
	Establishments with 20 to 49 employees	4	X	X	X
	Establishments with 50 to 99 employees	1	X	X	X
	Establishments with 100 to 249 employees	—	X	X	X
	Establishments with 250 to 499 employees	—	X	X	X
	Establishments with 500 to 999 employees	—	X	X	X
	Establishments with 1,000 employees or more	—	X	X	X
332618	Other fabricated wire product manufacturing				
	All establishments	12	c	D	D
	Establishments with 1 to 4 employees	3	X	X	X
	Establishments with 5 to 9 employees	4	X	X	X
	Establishments with 10 to 19 employees	1	X	X	X
	Establishments with 20 to 49 employees	4	X	X	X
	Establishments with 50 to 99 employees	—	X	X	X
	Establishments with 100 to 249 employees	—	X	X	X
	Establishments with 250 to 499 employees	—	X	X	X
	Establishments with 500 to 999 employees	—	X	X	X
	Establishments with 1,000 employees or more	—	X	X	X
3327	Machine shops; turned product; and screw, nut, and bolt manufacturing				
	All establishments	47	758	7 241	32 220
	Establishments with 1 to 4 employees	20	X	X	X
	Establishments with 5 to 9 employees	9	X	X	X
	Establishments with 10 to 19 employees	7	X	X	X
	Establishments with 20 to 49 employees	6	X	X	X
	Establishments with 50 to 99 employees	4	X	X	X
	Establishments with 100 to 249 employees	1	X	X	X
	Establishments with 250 to 499 employees	—	X	X	X
	Establishments with 500 to 999 employees	—	X	X	X
	Establishments with 1,000 employees or more	—	X	X	X
33271	Machine shops				
	All establishments	35	452	4 519	19 919
	Establishments with 1 to 4 employees	18	X	X	X
	Establishments with 5 to 9 employees	6	X	X	X
	Establishments with 10 to 19 employees	4	X	X	X
	Establishments with 20 to 49 employees	5	X	X	X
	Establishments with 50 to 99 employees	1	X	X	X
	Establishments with 100 to 249 employees	1	X	X	X
	Establishments with 250 to 499 employees	—	X	X	X

See footnotes at end of table.

Table 5. Establishments, Employees, and Payroll by Industry and Employment Size of Establishments by County: 2004—Con.

[Excludes most government employees, railroad employees, and self-employed persons. Size class 1 to 4 employees includes establishments having payroll, but no employees, during mid-March pay period. For meaning of abbreviations and symbols, see introductory text. For explanation of terms, see Appendix A. For statement on reliability, see the note at the end of the table and Appendix C]

NAICS code	Geography, kind of business, and employment size class	Establishments (number)	Paid employees for pay period including March 12 (number)	First-quarter payroll (\$1,000)	Annual payroll (\$1,000)
	ESSEX—Con.				
31-33	Manufacturing—Con.				
332	Fabricated metal product manufacturing—Con.				
3327	Machine shops; turned product; and screw, nut, and bolt manufacturing—Con.				
33271	Machine shops—Con.				
	All establishments—Con.				
	Establishments with 500 to 999 employees	—	X	X	X
	Establishments with 1,000 employees or more	—	X	X	X
332710	Machine shops				
	All establishments	35	452	4 519	19 919
	Establishments with 1 to 4 employees	18	X	X	X
	Establishments with 5 to 9 employees	6	X	X	X
	Establishments with 10 to 19 employees	4	X	X	X
	Establishments with 20 to 49 employees	5	X	X	X
	Establishments with 50 to 99 employees	1	X	X	X
	Establishments with 100 to 249 employees	1	X	X	X
	Establishments with 250 to 499 employees	—	X	X	X
	Establishments with 500 to 999 employees	—	X	X	X
	Establishments with 1,000 employees or more	—	X	X	X
33272	Turned product and screw, nut, and bolt manufacturing				
	All establishments	12	306	2 722	12 301
	Establishments with 1 to 4 employees	2	X	X	X
	Establishments with 5 to 9 employees	3	X	X	X
	Establishments with 10 to 19 employees	3	X	X	X
	Establishments with 20 to 49 employees	1	X	X	X
	Establishments with 50 to 99 employees	3	X	X	X
	Establishments with 100 to 249 employees	—	X	X	X
	Establishments with 250 to 499 employees	—	X	X	X
	Establishments with 500 to 999 employees	—	X	X	X
	Establishments with 1,000 employees or more	—	X	X	X
332721	Precision turned product manufacturing				
	All establishments	6	130	1 221	5 932
	Establishments with 1 to 4 employees	—	X	X	X
	Establishments with 5 to 9 employees	2	X	X	X
	Establishments with 10 to 19 employees	2	X	X	X
	Establishments with 20 to 49 employees	1	X	X	X
	Establishments with 50 to 99 employees	1	X	X	X
	Establishments with 100 to 249 employees	—	X	X	X
	Establishments with 250 to 499 employees	—	X	X	X
	Establishments with 500 to 999 employees	—	X	X	X
	Establishments with 1,000 employees or more	—	X	X	X
332722	Bolt, nut, screw, rivet, and washer manufacturing				
	All establishments	6	176	1 501	6 369
	Establishments with 1 to 4 employees	2	X	X	X
	Establishments with 5 to 9 employees	1	X	X	X
	Establishments with 10 to 19 employees	1	X	X	X
	Establishments with 20 to 49 employees	—	X	X	X
	Establishments with 50 to 99 employees	2	X	X	X
	Establishments with 100 to 249 employees	—	X	X	X
	Establishments with 250 to 499 employees	—	X	X	X
	Establishments with 500 to 999 employees	—	X	X	X
	Establishments with 1,000 employees or more	—	X	X	X
3328	Coating, engraving, heat treating, and allied activities				
	All establishments	31	351	2 301	10 551
	Establishments with 1 to 4 employees	11	X	X	X
	Establishments with 5 to 9 employees	6	X	X	X
	Establishments with 10 to 19 employees	10	X	X	X
	Establishments with 20 to 49 employees	2	X	X	X
	Establishments with 50 to 99 employees	2	X	X	X
	Establishments with 100 to 249 employees	—	X	X	X
	Establishments with 250 to 499 employees	—	X	X	X
	Establishments with 500 to 999 employees	—	X	X	X
	Establishments with 1,000 employees or more	—	X	X	X
33281	Coating, engraving, heat treating, and allied activities				
	All establishments	31	351	2 301	10 551
	Establishments with 1 to 4 employees	11	X	X	X
	Establishments with 5 to 9 employees	6	X	X	X
	Establishments with 10 to 19 employees	10	X	X	X
	Establishments with 20 to 49 employees	2	X	X	X
	Establishments with 50 to 99 employees	2	X	X	X
	Establishments with 100 to 249 employees	—	X	X	X
	Establishments with 250 to 499 employees	—	X	X	X
	Establishments with 500 to 999 employees	—	X	X	X
	Establishments with 1,000 employees or more	—	X	X	X

See footnotes at end of table.

Table 5. Establishments, Employees, and Payroll by Industry and Employment Size of Establishments by County: 2004—Con.

[Excludes most government employees, railroad employees, and self-employed persons. Size class 1 to 4 employees includes establishments having payroll, but no employees, during mid-March pay period. For meaning of abbreviations and symbols, see introductory text. For explanation of terms, see Appendix A. For statement on reliability, see the note at the end of the table and Appendix C]

NAICS code	Geography, kind of business, and employment size class	Establishments (number)	Paid employees for pay period including March 12 (number)	First-quarter payroll (\$1,000)	Annual payroll (\$1,000)
ESSEX—Con.					
31-33	Manufacturing—Con.				
332	Fabricated metal product manufacturing—Con.				
3328	Coating, engraving, heat treating, and allied activities—Con.				
33281	Coating, engraving, heat treating, and allied activities—Con.				
332812	Metal coating, engraving (except jewelry and silverware), and allied services to manufacturers				
	All establishments	10	194	1 274	5 521
	Establishments with 1 to 4 employees	1	X	X	X
	Establishments with 5 to 9 employees	3	X	X	X
	Establishments with 10 to 19 employees	3	X	X	X
	Establishments with 20 to 49 employees	1	X	X	X
	Establishments with 50 to 99 employees	2	X	X	X
	Establishments with 100 to 249 employees	—	X	X	X
	Establishments with 250 to 499 employees	—	X	X	X
	Establishments with 500 to 999 employees	—	X	X	X
	Establishments with 1,000 employees or more	—	X	X	X
332813	Electroplating, plating, polishing, anodizing, and coloring				
	All establishments	19	c	D	D
	Establishments with 1 to 4 employees	9	X	X	X
	Establishments with 5 to 9 employees	3	X	X	X
	Establishments with 10 to 19 employees	7	X	X	X
	Establishments with 20 to 49 employees	—	X	X	X
	Establishments with 50 to 99 employees	—	X	X	X
	Establishments with 100 to 249 employees	—	X	X	X
	Establishments with 250 to 499 employees	—	X	X	X
	Establishments with 500 to 999 employees	—	X	X	X
	Establishments with 1,000 employees or more	—	X	X	X
3329	Other fabricated metal product manufacturing				
	All establishments	16	471	3 918	16 333
	Establishments with 1 to 4 employees	4	X	X	X
	Establishments with 5 to 9 employees	2	X	X	X
	Establishments with 10 to 19 employees	3	X	X	X
	Establishments with 20 to 49 employees	4	X	X	X
	Establishments with 50 to 99 employees	2	X	X	X
	Establishments with 100 to 249 employees	1	X	X	X
	Establishments with 250 to 499 employees	—	X	X	X
	Establishments with 500 to 999 employees	—	X	X	X
	Establishments with 1,000 employees or more	—	X	X	X
33299	All other fabricated metal product manufacturing				
	All establishments	14	e	D	D
	Establishments with 1 to 4 employees	4	X	X	X
	Establishments with 5 to 9 employees	1	X	X	X
	Establishments with 10 to 19 employees	3	X	X	X
	Establishments with 20 to 49 employees	4	X	X	X
	Establishments with 50 to 99 employees	1	X	X	X
	Establishments with 100 to 249 employees	1	X	X	X
	Establishments with 250 to 499 employees	—	X	X	X
	Establishments with 500 to 999 employees	—	X	X	X
	Establishments with 1,000 employees or more	—	X	X	X
332999	All other miscellaneous fabricated metal product manufacturing				
	All establishments	10	385	2 901	11 968
	Establishments with 1 to 4 employees	2	X	X	X
	Establishments with 5 to 9 employees	—	X	X	X
	Establishments with 10 to 19 employees	2	X	X	X
	Establishments with 20 to 49 employees	4	X	X	X
	Establishments with 50 to 99 employees	1	X	X	X
	Establishments with 100 to 249 employees	1	X	X	X
	Establishments with 250 to 499 employees	—	X	X	X
	Establishments with 500 to 999 employees	—	X	X	X
	Establishments with 1,000 employees or more	—	X	X	X
333	Machinery manufacturing				
	All establishments	81	1 154	13 377	57 525
	Establishments with 1 to 4 employees	31	X	X	X
	Establishments with 5 to 9 employees	17	X	X	X
	Establishments with 10 to 19 employees	14	X	X	X
	Establishments with 20 to 49 employees	15	X	X	X
	Establishments with 50 to 99 employees	3	X	X	X
	Establishments with 100 to 249 employees	1	X	X	X
	Establishments with 250 to 499 employees	—	X	X	X
	Establishments with 500 to 999 employees	—	X	X	X
	Establishments with 1,000 employees or more	—	X	X	X
3332	Industrial machinery manufacturing				
	All establishments	22	341	3 897	17 429
	Establishments with 1 to 4 employees	6	X	X	X
	Establishments with 5 to 9 employees	8	X	X	X
	Establishments with 10 to 19 employees	2	X	X	X
	Establishments with 20 to 49 employees	4	X	X	X
	Establishments with 50 to 99 employees	2	X	X	X
	Establishments with 100 to 249 employees	—	X	X	X
	Establishments with 250 to 499 employees	—	X	X	X

See footnotes at end of table.

Table 5. Establishments, Employees, and Payroll by Industry and Employment Size of Establishments by County: 2004—Con.

[Excludes most government employees, railroad employees, and self-employed persons. Size class 1 to 4 employees includes establishments having payroll, but no employees, during mid-March pay period. For meaning of abbreviations and symbols, see introductory text. For explanation of terms, see Appendix A. For statement on reliability, see the note at the end of the table and Appendix C]

NAICS code	Geography, kind of business, and employment size class	Establishments (number)	Paid employees for pay period including March 12 (number)	First-quarter payroll (\$1,000)	Annual payroll (\$1,000)
	ESSEX—Con.				
31-33	Manufacturing—Con.				
333	Machinery manufacturing—Con.				
3332	Industrial machinery manufacturing—Con.				
	All establishments—Con.				
	Establishments with 500 to 999 employees	—	X	X	X
	Establishments with 1,000 employees or more	—	X	X	X
33329	Other industrial machinery manufacturing				
	All establishments	20	e	D	D
	Establishments with 1 to 4 employees	5	X	X	X
	Establishments with 5 to 9 employees	7	X	X	X
	Establishments with 10 to 19 employees	2	X	X	X
	Establishments with 20 to 49 employees	4	X	X	X
	Establishments with 50 to 99 employees	2	X	X	X
	Establishments with 100 to 249 employees	—	X	X	X
	Establishments with 250 to 499 employees	—	X	X	X
	Establishments with 500 to 999 employees	—	X	X	X
	Establishments with 1,000 employees or more	—	X	X	X
333293	Printing machinery and equipment manufacturing				
	All establishments	7	166	1 920	8 355
	Establishments with 1 to 4 employees	1	X	X	X
	Establishments with 5 to 9 employees	3	X	X	X
	Establishments with 10 to 19 employees	—	X	X	X
	Establishments with 20 to 49 employees	1	X	X	X
	Establishments with 50 to 99 employees	2	X	X	X
	Establishments with 100 to 249 employees	—	X	X	X
	Establishments with 250 to 499 employees	—	X	X	X
	Establishments with 500 to 999 employees	—	X	X	X
	Establishments with 1,000 employees or more	—	X	X	X
333298	All other industrial machinery manufacturing				
	All establishments	6	103	1 207	5 645
	Establishments with 1 to 4 employees	1	X	X	X
	Establishments with 5 to 9 employees	2	X	X	X
	Establishments with 10 to 19 employees	1	X	X	X
	Establishments with 20 to 49 employees	2	X	X	X
	Establishments with 50 to 99 employees	—	X	X	X
	Establishments with 100 to 249 employees	—	X	X	X
	Establishments with 250 to 499 employees	—	X	X	X
	Establishments with 500 to 999 employees	—	X	X	X
	Establishments with 1,000 employees or more	—	X	X	X
3335	Metalworking machinery manufacturing				
	All establishments	16	129	1 233	5 441
	Establishments with 1 to 4 employees	8	X	X	X
	Establishments with 5 to 9 employees	3	X	X	X
	Establishments with 10 to 19 employees	2	X	X	X
	Establishments with 20 to 49 employees	3	X	X	X
	Establishments with 50 to 99 employees	—	X	X	X
	Establishments with 100 to 249 employees	—	X	X	X
	Establishments with 250 to 499 employees	—	X	X	X
	Establishments with 500 to 999 employees	—	X	X	X
	Establishments with 1,000 employees or more	—	X	X	X
33351	Metalworking machinery manufacturing				
	All establishments	16	129	1 233	5 441
	Establishments with 1 to 4 employees	8	X	X	X
	Establishments with 5 to 9 employees	3	X	X	X
	Establishments with 10 to 19 employees	2	X	X	X
	Establishments with 20 to 49 employees	3	X	X	X
	Establishments with 50 to 99 employees	—	X	X	X
	Establishments with 100 to 249 employees	—	X	X	X
	Establishments with 250 to 499 employees	—	X	X	X
	Establishments with 500 to 999 employees	—	X	X	X
	Establishments with 1,000 employees or more	—	X	X	X
3339	Other general purpose machinery manufacturing				
	All establishments	26	526	6 242	27 138
	Establishments with 1 to 4 employees	7	X	X	X
	Establishments with 5 to 9 employees	5	X	X	X
	Establishments with 10 to 19 employees	6	X	X	X
	Establishments with 20 to 49 employees	6	X	X	X
	Establishments with 50 to 99 employees	1	X	X	X
	Establishments with 100 to 249 employees	1	X	X	X
	Establishments with 250 to 499 employees	—	X	X	X
	Establishments with 500 to 999 employees	—	X	X	X
	Establishments with 1,000 employees or more	—	X	X	X
33399	All other general purpose machinery manufacturing				
	All establishments	19	432	5 215	23 070
	Establishments with 1 to 4 employees	6	X	X	X
	Establishments with 5 to 9 employees	3	X	X	X
	Establishments with 10 to 19 employees	3	X	X	X
	Establishments with 20 to 49 employees	5	X	X	X
	Establishments with 50 to 99 employees	1	X	X	X
	Establishments with 100 to 249 employees	1	X	X	X
	Establishments with 250 to 499 employees	—	X	X	X

See footnotes at end of table.

Table 5. Establishments, Employees, and Payroll by Industry and Employment Size of Establishments by County: 2004—Con.

[Excludes most government employees, railroad employees, and self-employed persons. Size class 1 to 4 employees includes establishments having payroll, but no employees, during mid-March pay period. For meaning of abbreviations and symbols, see introductory text. For explanation of terms, see Appendix A. For statement on reliability, see the note at the end of the table and Appendix C]

NAICS code	Geography, kind of business, and employment size class	Establishments (number)	Paid employees for pay period including March 12 (number)	First-quarter payroll (\$1,000)	Annual payroll (\$1,000)
	ESSEX—Con.				
31-33	Manufacturing—Con.				
333	Machinery manufacturing—Con.				
3339	Other general purpose machinery manufacturing—Con.				
33399	All other general purpose machinery manufacturing—Con.				
	All establishments—Con.				
	Establishments with 500 to 999 employees	—	X	X	X
	Establishments with 1,000 employees or more	—	X	X	X
333993	Packaging machinery manufacturing				
	All establishments	7	184	2 723	11 582
	Establishments with 1 to 4 employees	1	X	X	X
	Establishments with 5 to 9 employees	—	X	X	X
	Establishments with 10 to 19 employees	2	X	X	X
	Establishments with 20 to 49 employees	3	X	X	X
	Establishments with 50 to 99 employees	1	X	X	X
	Establishments with 100 to 249 employees	—	X	X	X
	Establishments with 250 to 499 employees	—	X	X	X
	Establishments with 500 to 999 employees	—	X	X	X
	Establishments with 1,000 employees or more	—	X	X	X
333999	All other miscellaneous general purpose machinery manufacturing				
	All establishments	8	195	1 863	8 740
	Establishments with 1 to 4 employees	3	X	X	X
	Establishments with 5 to 9 employees	2	X	X	X
	Establishments with 10 to 19 employees	1	X	X	X
	Establishments with 20 to 49 employees	1	X	X	X
	Establishments with 50 to 99 employees	—	X	X	X
	Establishments with 100 to 249 employees	1	X	X	X
	Establishments with 250 to 499 employees	—	X	X	X
	Establishments with 500 to 999 employees	—	X	X	X
	Establishments with 1,000 employees or more	—	X	X	X
334	Computer and electronic product manufacturing				
	All establishments	45	2 010	27 838	92 881
	Establishments with 1 to 4 employees	14	X	X	X
	Establishments with 5 to 9 employees	5	X	X	X
	Establishments with 10 to 19 employees	9	X	X	X
	Establishments with 20 to 49 employees	12	X	X	X
	Establishments with 50 to 99 employees	3	X	X	X
	Establishments with 100 to 249 employees	1	X	X	X
	Establishments with 250 to 499 employees	—	X	X	X
	Establishments with 500 to 999 employees	—	X	X	X
	Establishments with 1,000 employees or more	1	X	X	X
3343	Audio and video equipment manufacturing				
	All establishments	4	g	D	D
	Establishments with 1 to 4 employees	3	X	X	X
	Establishments with 5 to 9 employees	—	X	X	X
	Establishments with 10 to 19 employees	—	X	X	X
	Establishments with 20 to 49 employees	—	X	X	X
	Establishments with 50 to 99 employees	—	X	X	X
	Establishments with 100 to 249 employees	—	X	X	X
	Establishments with 250 to 499 employees	—	X	X	X
	Establishments with 500 to 999 employees	—	X	X	X
	Establishments with 1,000 employees or more	1	X	X	X
33431	Audio and video equipment manufacturing				
	All establishments	4	g	D	D
	Establishments with 1 to 4 employees	3	X	X	X
	Establishments with 5 to 9 employees	—	X	X	X
	Establishments with 10 to 19 employees	—	X	X	X
	Establishments with 20 to 49 employees	—	X	X	X
	Establishments with 50 to 99 employees	—	X	X	X
	Establishments with 100 to 249 employees	—	X	X	X
	Establishments with 250 to 499 employees	—	X	X	X
	Establishments with 500 to 999 employees	—	X	X	X
	Establishments with 1,000 employees or more	1	X	X	X
334310	Audio and video equipment manufacturing				
	All establishments	4	g	D	D
	Establishments with 1 to 4 employees	3	X	X	X
	Establishments with 5 to 9 employees	—	X	X	X
	Establishments with 10 to 19 employees	—	X	X	X
	Establishments with 20 to 49 employees	—	X	X	X
	Establishments with 50 to 99 employees	—	X	X	X
	Establishments with 100 to 249 employees	—	X	X	X
	Establishments with 250 to 499 employees	—	X	X	X
	Establishments with 500 to 999 employees	—	X	X	X
	Establishments with 1,000 employees or more	1	X	X	X

See footnotes at end of table.

Table 5. Establishments, Employees, and Payroll by Industry and Employment Size of Establishments by County: 2004—Con.

[Excludes most government employees, railroad employees, and self-employed persons. Size class 1 to 4 employees includes establishments having payroll, but no employees, during mid-March pay period. For meaning of abbreviations and symbols, see introductory text. For explanation of terms, see Appendix A. For statement on reliability, see the note at the end of the table and Appendix C]

NAICS code	Geography, kind of business, and employment size class	Establishments (number)	Paid employees for pay period including March 12 (number)	First-quarter payroll (\$1,000)	Annual payroll (\$1,000)
	ESSEX—Con.				
31-33	Manufacturing—Con.				
334	Computer and electronic product manufacturing—Con.				
3344	Semiconductor and other electronic component manufacturing				
	All establishments	14	371	4 098	17 808
	Establishments with 1 to 4 employees	2	X	X	X
	Establishments with 5 to 9 employees	2	X	X	X
	Establishments with 10 to 19 employees	3	X	X	X
	Establishments with 20 to 49 employees	6	X	X	X
	Establishments with 50 to 99 employees	—	X	X	X
	Establishments with 100 to 249 employees	1	X	X	X
	Establishments with 250 to 499 employees	—	X	X	X
	Establishments with 500 to 999 employees	—	X	X	X
	Establishments with 1,000 employees or more	—	X	X	X
33441	Semiconductor and other electronic component manufacturing				
	All establishments	14	371	4 098	17 808
	Establishments with 1 to 4 employees	2	X	X	X
	Establishments with 5 to 9 employees	2	X	X	X
	Establishments with 10 to 19 employees	3	X	X	X
	Establishments with 20 to 49 employees	6	X	X	X
	Establishments with 50 to 99 employees	—	X	X	X
	Establishments with 100 to 249 employees	1	X	X	X
	Establishments with 250 to 499 employees	—	X	X	X
	Establishments with 500 to 999 employees	—	X	X	X
	Establishments with 1,000 employees or more	—	X	X	X
334419	Other electronic component manufacturing				
	All establishments	6	194	2 717	11 488
	Establishments with 1 to 4 employees	2	X	X	X
	Establishments with 5 to 9 employees	—	X	X	X
	Establishments with 10 to 19 employees	1	X	X	X
	Establishments with 20 to 49 employees	2	X	X	X
	Establishments with 50 to 99 employees	—	X	X	X
	Establishments with 100 to 249 employees	1	X	X	X
	Establishments with 250 to 499 employees	—	X	X	X
	Establishments with 500 to 999 employees	—	X	X	X
	Establishments with 1,000 employees or more	—	X	X	X
3345	Navigational, measuring, electromedical, and control instruments manufacturing				
	All establishments	18	471	5 968	26 713
	Establishments with 1 to 4 employees	4	X	X	X
	Establishments with 5 to 9 employees	3	X	X	X
	Establishments with 10 to 19 employees	3	X	X	X
	Establishments with 20 to 49 employees	6	X	X	X
	Establishments with 50 to 99 employees	2	X	X	X
	Establishments with 100 to 249 employees	—	X	X	X
	Establishments with 250 to 499 employees	—	X	X	X
	Establishments with 500 to 999 employees	—	X	X	X
	Establishments with 1,000 employees or more	—	X	X	X
33451	Navigational, measuring, electromedical, and control instruments manufacturing				
	All establishments	18	471	5 968	26 713
	Establishments with 1 to 4 employees	4	X	X	X
	Establishments with 5 to 9 employees	3	X	X	X
	Establishments with 10 to 19 employees	3	X	X	X
	Establishments with 20 to 49 employees	6	X	X	X
	Establishments with 50 to 99 employees	2	X	X	X
	Establishments with 100 to 249 employees	—	X	X	X
	Establishments with 250 to 499 employees	—	X	X	X
	Establishments with 500 to 999 employees	—	X	X	X
	Establishments with 1,000 employees or more	—	X	X	X
334510	Electromedical and electrotherapeutic apparatus manufacturing				
	All establishments	3	C	D	D
	Establishments with 1 to 4 employees	1	X	X	X
	Establishments with 5 to 9 employees	—	X	X	X
	Establishments with 10 to 19 employees	—	X	X	X
	Establishments with 20 to 49 employees	1	X	X	X
	Establishments with 50 to 99 employees	1	X	X	X
	Establishments with 100 to 249 employees	—	X	X	X
	Establishments with 250 to 499 employees	—	X	X	X
	Establishments with 500 to 999 employees	—	X	X	X
	Establishments with 1,000 employees or more	—	X	X	X
335	Electrical equipment, appliance, and component manufacturing				
	All establishments	26	686	7 325	34 060
	Establishments with 1 to 4 employees	6	X	X	X
	Establishments with 5 to 9 employees	5	X	X	X
	Establishments with 10 to 19 employees	4	X	X	X
	Establishments with 20 to 49 employees	8	X	X	X
	Establishments with 50 to 99 employees	1	X	X	X
	Establishments with 100 to 249 employees	2	X	X	X
	Establishments with 250 to 499 employees	—	X	X	X
	Establishments with 500 to 999 employees	—	X	X	X
	Establishments with 1,000 employees or more	—	X	X	X

See footnotes at end of table.

Table 5. Establishments, Employees, and Payroll by Industry and Employment Size of Establishments by County: 2004—Con.

[Excludes most government employees, railroad employees, and self-employed persons. Size class 1 to 4 employees includes establishments having payroll, but no employees, during mid-March pay period. For meaning of abbreviations and symbols, see introductory text. For explanation of terms, see Appendix A. For statement on reliability, see the note at the end of the table and Appendix C]

NAICS code	Geography, kind of business, and employment size class	Establishments (number)	Paid employees for pay period including March 12 (number)	First-quarter payroll (\$1,000)	Annual payroll (\$1,000)
31-33	ESSEX—Con.				
	Manufacturing—Con.				
335	Electrical equipment, appliance, and component manufacturing—Con.				
3351	Electric lighting equipment manufacturing				
	All establishments	9	302	3 154	15 494
	Establishments with 1 to 4 employees	1	X	X	X
	Establishments with 5 to 9 employees	2	X	X	X
	Establishments with 10 to 19 employees	2	X	X	X
	Establishments with 20 to 49 employees	2	X	X	X
	Establishments with 50 to 99 employees	1	X	X	X
	Establishments with 100 to 249 employees	1	X	X	X
	Establishments with 250 to 499 employees	—	X	X	X
	Establishments with 500 to 999 employees	—	X	X	X
	Establishments with 1,000 employees or more	—	X	X	X
33512	Lighting fixture manufacturing				
	All establishments	7	e	D	D
	Establishments with 1 to 4 employees	1	X	X	X
	Establishments with 5 to 9 employees	1	X	X	X
	Establishments with 10 to 19 employees	1	X	X	X
	Establishments with 20 to 49 employees	2	X	X	X
	Establishments with 50 to 99 employees	1	X	X	X
	Establishments with 100 to 249 employees	1	X	X	X
	Establishments with 250 to 499 employees	—	X	X	X
	Establishments with 500 to 999 employees	—	X	X	X
	Establishments with 1,000 employees or more	—	X	X	X
335122	Commercial, industrial, and institutional electric lighting fixture manufacturing				
	All establishments	3	c	D	D
	Establishments with 1 to 4 employees	1	X	X	X
	Establishments with 5 to 9 employees	—	X	X	X
	Establishments with 10 to 19 employees	—	X	X	X
	Establishments with 20 to 49 employees	—	X	X	X
	Establishments with 50 to 99 employees	1	X	X	X
	Establishments with 100 to 249 employees	1	X	X	X
	Establishments with 250 to 499 employees	—	X	X	X
	Establishments with 500 to 999 employees	—	X	X	X
	Establishments with 1,000 employees or more	—	X	X	X
3359	Other electrical equipment and component manufacturing				
	All establishments	12	307	3 420	14 833
	Establishments with 1 to 4 employees	3	X	X	X
	Establishments with 5 to 9 employees	2	X	X	X
	Establishments with 10 to 19 employees	2	X	X	X
	Establishments with 20 to 49 employees	4	X	X	X
	Establishments with 50 to 99 employees	—	X	X	X
	Establishments with 100 to 249 employees	1	X	X	X
	Establishments with 250 to 499 employees	—	X	X	X
	Establishments with 500 to 999 employees	—	X	X	X
	Establishments with 1,000 employees or more	—	X	X	X
33593	Wiring device manufacturing				
	All establishments	6	239	2 864	12 434
	Establishments with 1 to 4 employees	1	X	X	X
	Establishments with 5 to 9 employees	1	X	X	X
	Establishments with 10 to 19 employees	—	X	X	X
	Establishments with 20 to 49 employees	3	X	X	X
	Establishments with 50 to 99 employees	—	X	X	X
	Establishments with 100 to 249 employees	1	X	X	X
	Establishments with 250 to 499 employees	—	X	X	X
	Establishments with 500 to 999 employees	—	X	X	X
	Establishments with 1,000 employees or more	—	X	X	X
335931	Current-carrying wiring device manufacturing				
	All establishments	4	c	D	D
	Establishments with 1 to 4 employees	—	X	X	X
	Establishments with 5 to 9 employees	1	X	X	X
	Establishments with 10 to 19 employees	—	X	X	X
	Establishments with 20 to 49 employees	3	X	X	X
	Establishments with 50 to 99 employees	—	X	X	X
	Establishments with 100 to 249 employees	—	X	X	X
	Establishments with 250 to 499 employees	—	X	X	X
	Establishments with 500 to 999 employees	—	X	X	X
	Establishments with 1,000 employees or more	—	X	X	X
335932	Noncurrent-carrying wiring device manufacturing				
	All establishments	2	c	D	D
	Establishments with 1 to 4 employees	1	X	X	X
	Establishments with 5 to 9 employees	—	X	X	X
	Establishments with 10 to 19 employees	—	X	X	X
	Establishments with 20 to 49 employees	—	X	X	X
	Establishments with 50 to 99 employees	—	X	X	X
	Establishments with 100 to 249 employees	1	X	X	X
	Establishments with 250 to 499 employees	—	X	X	X
	Establishments with 500 to 999 employees	—	X	X	X
	Establishments with 1,000 employees or more	—	X	X	X

See footnotes at end of table.

Table 5. Establishments, Employees, and Payroll by Industry and Employment Size of Establishments by County: 2004—Con.

[Excludes most government employees, railroad employees, and self-employed persons. Size class 1 to 4 employees includes establishments having payroll, but no employees, during mid-March pay period. For meaning of abbreviations and symbols, see introductory text. For explanation of terms, see Appendix A. For statement on reliability, see the note at the end of the table and Appendix C]

NAICS code	Geography, kind of business, and employment size class	Establishments (number)	Paid employees for pay period including March 12 (number)	First-quarter payroll (\$1,000)	Annual payroll (\$1,000)
31-33	ESSEX—Con.				
	Manufacturing—Con.				
336	Transportation equipment manufacturing				
	All establishments	16	281	2 761	10 309
	Establishments with 1 to 4 employees	7	X	X	X
	Establishments with 5 to 9 employees	2	X	X	X
	Establishments with 10 to 19 employees	3	X	X	X
	Establishments with 20 to 49 employees	2	X	X	X
	Establishments with 50 to 99 employees	2	X	X	X
	Establishments with 100 to 249 employees	—	X	X	X
	Establishments with 250 to 499 employees	—	X	X	X
	Establishments with 500 to 999 employees	—	X	X	X
	Establishments with 1,000 employees or more	—	X	X	X
3363	Motor vehicle parts manufacturing				
	All establishments	13	243	2 349	8 792
	Establishments with 1 to 4 employees	6	X	X	X
	Establishments with 5 to 9 employees	1	X	X	X
	Establishments with 10 to 19 employees	3	X	X	X
	Establishments with 20 to 49 employees	1	X	X	X
	Establishments with 50 to 99 employees	2	X	X	X
	Establishments with 100 to 249 employees	—	X	X	X
	Establishments with 250 to 499 employees	—	X	X	X
	Establishments with 500 to 999 employees	—	X	X	X
	Establishments with 1,000 employees or more	—	X	X	X
337	Furniture and related product manufacturing				
	All establishments	52	903	7 431	32 968
	Establishments with 1 to 4 employees	14	X	X	X
	Establishments with 5 to 9 employees	11	X	X	X
	Establishments with 10 to 19 employees	15	X	X	X
	Establishments with 20 to 49 employees	7	X	X	X
	Establishments with 50 to 99 employees	3	X	X	X
	Establishments with 100 to 249 employees	2	X	X	X
	Establishments with 250 to 499 employees	—	X	X	X
	Establishments with 500 to 999 employees	—	X	X	X
	Establishments with 1,000 employees or more	—	X	X	X
3371	Household and institutional furniture and kitchen cabinet manufacturing				
	All establishments	32	e	D	D
	Establishments with 1 to 4 employees	11	X	X	X
	Establishments with 5 to 9 employees	10	X	X	X
	Establishments with 10 to 19 employees	6	X	X	X
	Establishments with 20 to 49 employees	3	X	X	X
	Establishments with 50 to 99 employees	2	X	X	X
	Establishments with 100 to 249 employees	—	X	X	X
	Establishments with 250 to 499 employees	—	X	X	X
	Establishments with 500 to 999 employees	—	X	X	X
	Establishments with 1,000 employees or more	—	X	X	X
33711	Wood kitchen cabinet and countertop manufacturing				
	All establishments	18	c	D	D
	Establishments with 1 to 4 employees	9	X	X	X
	Establishments with 5 to 9 employees	5	X	X	X
	Establishments with 10 to 19 employees	3	X	X	X
	Establishments with 20 to 49 employees	1	X	X	X
	Establishments with 50 to 99 employees	—	X	X	X
	Establishments with 100 to 249 employees	—	X	X	X
	Establishments with 250 to 499 employees	—	X	X	X
	Establishments with 500 to 999 employees	—	X	X	X
	Establishments with 1,000 employees or more	—	X	X	X
337110	Wood kitchen cabinet and countertop manufacturing				
	All establishments	18	c	D	D
	Establishments with 1 to 4 employees	9	X	X	X
	Establishments with 5 to 9 employees	5	X	X	X
	Establishments with 10 to 19 employees	3	X	X	X
	Establishments with 20 to 49 employees	1	X	X	X
	Establishments with 50 to 99 employees	—	X	X	X
	Establishments with 100 to 249 employees	—	X	X	X
	Establishments with 250 to 499 employees	—	X	X	X
	Establishments with 500 to 999 employees	—	X	X	X
	Establishments with 1,000 employees or more	—	X	X	X
33712	Household and institutional furniture manufacturing				
	All establishments	14	232	2 013	9 277
	Establishments with 1 to 4 employees	2	X	X	X
	Establishments with 5 to 9 employees	5	X	X	X
	Establishments with 10 to 19 employees	3	X	X	X
	Establishments with 20 to 49 employees	2	X	X	X
	Establishments with 50 to 99 employees	2	X	X	X
	Establishments with 100 to 249 employees	—	X	X	X
	Establishments with 250 to 499 employees	—	X	X	X
	Establishments with 500 to 999 employees	—	X	X	X
	Establishments with 1,000 employees or more	—	X	X	X

See footnotes at end of table.

Table 5. Establishments, Employees, and Payroll by Industry and Employment Size of Establishments by County: 2004—Con.

[Excludes most government employees, railroad employees, and self-employed persons. Size class 1 to 4 employees includes establishments having payroll, but no employees, during mid-March pay period. For meaning of abbreviations and symbols, see introductory text. For explanation of terms, see Appendix A. For statement on reliability, see the note at the end of the table and Appendix C]

NAICS code	Geography, kind of business, and employment size class	Establishments (number)	Paid employees for pay period including March 12 (number)	First-quarter payroll (\$1,000)	Annual payroll (\$1,000)
31-33	ESSEX—Con.				
	Manufacturing—Con.				
337	Furniture and related product manufacturing—Con.				
3372	Office furniture (including fixtures) manufacturing				
	All establishments	16	474	3 385	14 261
	Establishments with 1 to 4 employees	1	X	X	X
	Establishments with 5 to 9 employees	1	X	X	X
	Establishments with 10 to 19 employees	8	X	X	X
	Establishments with 20 to 49 employees	4	X	X	X
	Establishments with 50 to 99 employees	—	X	X	X
	Establishments with 100 to 249 employees	2	X	X	X
	Establishments with 250 to 499 employees	—	X	X	X
	Establishments with 500 to 999 employees	—	X	X	X
	Establishments with 1,000 employees or more	—	X	X	X
33721	Office furniture (including fixtures) manufacturing				
	All establishments	16	474	3 385	14 261
	Establishments with 1 to 4 employees	1	X	X	X
	Establishments with 5 to 9 employees	1	X	X	X
	Establishments with 10 to 19 employees	8	X	X	X
	Establishments with 20 to 49 employees	4	X	X	X
	Establishments with 50 to 99 employees	—	X	X	X
	Establishments with 100 to 249 employees	2	X	X	X
	Establishments with 250 to 499 employees	—	X	X	X
	Establishments with 500 to 999 employees	—	X	X	X
	Establishments with 1,000 employees or more	—	X	X	X
337215	Showcase, partition, shelving, and locker manufacturing				
	All establishments	8	338	2 156	9 246
	Establishments with 1 to 4 employees	—	X	X	X
	Establishments with 5 to 9 employees	1	X	X	X
	Establishments with 10 to 19 employees	3	X	X	X
	Establishments with 20 to 49 employees	2	X	X	X
	Establishments with 50 to 99 employees	—	X	X	X
	Establishments with 100 to 249 employees	2	X	X	X
	Establishments with 250 to 499 employees	—	X	X	X
	Establishments with 500 to 999 employees	—	X	X	X
	Establishments with 1,000 employees or more	—	X	X	X
339	Miscellaneous manufacturing				
	All establishments	94	1 611	19 115	81 448
	Establishments with 1 to 4 employees	43	X	X	X
	Establishments with 5 to 9 employees	12	X	X	X
	Establishments with 10 to 19 employees	15	X	X	X
	Establishments with 20 to 49 employees	16	X	X	X
	Establishments with 50 to 99 employees	6	X	X	X
	Establishments with 100 to 249 employees	1	X	X	X
	Establishments with 250 to 499 employees	1	X	X	X
	Establishments with 500 to 999 employees	—	X	X	X
	Establishments with 1,000 employees or more	—	X	X	X
3391	Medical equipment and supplies manufacturing				
	All establishments	32	594	8 662	39 155
	Establishments with 1 to 4 employees	16	X	X	X
	Establishments with 5 to 9 employees	5	X	X	X
	Establishments with 10 to 19 employees	5	X	X	X
	Establishments with 20 to 49 employees	4	X	X	X
	Establishments with 50 to 99 employees	1	X	X	X
	Establishments with 100 to 249 employees	—	X	X	X
	Establishments with 250 to 499 employees	1	X	X	X
	Establishments with 500 to 999 employees	—	X	X	X
	Establishments with 1,000 employees or more	—	X	X	X
33911	Medical equipment and supplies manufacturing				
	All establishments	32	594	8 662	39 155
	Establishments with 1 to 4 employees	16	X	X	X
	Establishments with 5 to 9 employees	5	X	X	X
	Establishments with 10 to 19 employees	5	X	X	X
	Establishments with 20 to 49 employees	4	X	X	X
	Establishments with 50 to 99 employees	1	X	X	X
	Establishments with 100 to 249 employees	—	X	X	X
	Establishments with 250 to 499 employees	1	X	X	X
	Establishments with 500 to 999 employees	—	X	X	X
	Establishments with 1,000 employees or more	—	X	X	X
339112	Surgical and medical instrument manufacturing				
	All establishments	8	411	7 106	31 967
	Establishments with 1 to 4 employees	3	X	X	X
	Establishments with 5 to 9 employees	1	X	X	X
	Establishments with 10 to 19 employees	—	X	X	X
	Establishments with 20 to 49 employees	2	X	X	X
	Establishments with 50 to 99 employees	1	X	X	X
	Establishments with 100 to 249 employees	—	X	X	X
	Establishments with 250 to 499 employees	1	X	X	X
	Establishments with 500 to 999 employees	—	X	X	X
	Establishments with 1,000 employees or more	—	X	X	X

See footnotes at end of table.

Table 5. Establishments, Employees, and Payroll by Industry and Employment Size of Establishments by County: 2004—Con.

[Excludes most government employees, railroad employees, and self-employed persons. Size class 1 to 4 employees includes establishments having payroll, but no employees, during mid-March pay period. For meaning of abbreviations and symbols, see introductory text. For explanation of terms, see Appendix A. For statement on reliability, see the note at the end of the table and Appendix C]

NAICS code	Geography, kind of business, and employment size class	Establishments (number)	Paid employees for pay period including March 12 (number)	First-quarter payroll (\$1,000)	Annual payroll (\$1,000)
	ESSEX—Con.				
31-33	Manufacturing—Con.				
339	Miscellaneous manufacturing—Con.				
3391	Medical equipment and supplies manufacturing—Con.				
33911	Medical equipment and supplies manufacturing—Con.				
339116	Dental laboratories				
	All establishments	18	113	818	3 552
	Establishments with 1 to 4 employees	12	X	X	X
	Establishments with 5 to 9 employees	2	X	X	X
	Establishments with 10 to 19 employees	3	X	X	X
	Establishments with 20 to 49 employees	1	X	X	X
	Establishments with 50 to 99 employees	—	X	X	X
	Establishments with 100 to 249 employees	—	X	X	X
	Establishments with 250 to 499 employees	—	X	X	X
	Establishments with 500 to 999 employees	—	X	X	X
	Establishments with 1,000 employees or more	—	X	X	X
3399	Other miscellaneous manufacturing				
	All establishments	62	1 017	10 453	42 293
	Establishments with 1 to 4 employees	27	X	X	X
	Establishments with 5 to 9 employees	7	X	X	X
	Establishments with 10 to 19 employees	10	X	X	X
	Establishments with 20 to 49 employees	12	X	X	X
	Establishments with 50 to 99 employees	5	X	X	X
	Establishments with 100 to 249 employees	1	X	X	X
	Establishments with 250 to 499 employees	—	X	X	X
	Establishments with 500 to 999 employees	—	X	X	X
	Establishments with 1,000 employees or more	—	X	X	X
33991	Jewelry and silverware manufacturing				
	All establishments	15	290	2 617	11 504
	Establishments with 1 to 4 employees	7	X	X	X
	Establishments with 5 to 9 employees	2	X	X	X
	Establishments with 10 to 19 employees	4	X	X	X
	Establishments with 20 to 49 employees	4	X	X	X
	Establishments with 50 to 99 employees	2	X	X	X
	Establishments with 100 to 249 employees	—	X	X	X
	Establishments with 250 to 499 employees	—	X	X	X
	Establishments with 500 to 999 employees	—	X	X	X
	Establishments with 1,000 employees or more	—	X	X	X
339911	Jewelry (except costume) manufacturing				
	All establishments	12	247	2 259	9 627
	Establishments with 1 to 4 employees	6	X	X	X
	Establishments with 5 to 9 employees	1	X	X	X
	Establishments with 10 to 19 employees	—	X	X	X
	Establishments with 20 to 49 employees	3	X	X	X
	Establishments with 50 to 99 employees	2	X	X	X
	Establishments with 100 to 249 employees	—	X	X	X
	Establishments with 250 to 499 employees	—	X	X	X
	Establishments with 500 to 999 employees	—	X	X	X
	Establishments with 1,000 employees or more	—	X	X	X
33992	Sporting and athletic goods manufacturing				
	All establishments	2	c	D	D
	Establishments with 1 to 4 employees	—	X	X	X
	Establishments with 5 to 9 employees	—	X	X	X
	Establishments with 10 to 19 employees	—	X	X	X
	Establishments with 20 to 49 employees	1	X	X	X
	Establishments with 50 to 99 employees	1	X	X	X
	Establishments with 100 to 249 employees	—	X	X	X
	Establishments with 250 to 499 employees	—	X	X	X
	Establishments with 500 to 999 employees	—	X	X	X
	Establishments with 1,000 employees or more	—	X	X	X
339920	Sporting and athletic goods manufacturing				
	All establishments	2	c	D	D
	Establishments with 1 to 4 employees	—	X	X	X
	Establishments with 5 to 9 employees	—	X	X	X
	Establishments with 10 to 19 employees	—	X	X	X
	Establishments with 20 to 49 employees	1	X	X	X
	Establishments with 50 to 99 employees	1	X	X	X
	Establishments with 100 to 249 employees	—	X	X	X
	Establishments with 250 to 499 employees	—	X	X	X
	Establishments with 500 to 999 employees	—	X	X	X
	Establishments with 1,000 employees or more	—	X	X	X
33995	Sign manufacturing				
	All establishments	12	141	1 042	4 506
	Establishments with 1 to 4 employees	7	X	X	X
	Establishments with 5 to 9 employees	—	X	X	X
	Establishments with 10 to 19 employees	3	X	X	X
	Establishments with 20 to 49 employees	1	X	X	X
	Establishments with 50 to 99 employees	1	X	X	X
	Establishments with 100 to 249 employees	—	X	X	X
	Establishments with 250 to 499 employees	—	X	X	X
	Establishments with 500 to 999 employees	—	X	X	X
	Establishments with 1,000 employees or more	—	X	X	X

See footnotes at end of table.

Table 5. Establishments, Employees, and Payroll by Industry and Employment Size of Establishments by County: 2004—Con.

[Excludes most government employees, railroad employees, and self-employed persons. Size class 1 to 4 employees includes establishments having payroll, but no employees, during mid-March pay period. For meaning of abbreviations and symbols, see introductory text. For explanation of terms, see Appendix A. For statement on reliability, see the note at the end of the table and Appendix C]

NAICS code	Geography, kind of business, and employment size class	Establishments (number)	Paid employees for pay period including March 12 (number)	First-quarter payroll (\$1,000)	Annual payroll (\$1,000)
	ESSEX—Con.				
31-33	Manufacturing—Con.				
339	Miscellaneous manufacturing—Con.				
3399	Other miscellaneous manufacturing—Con.				
33995	Sign manufacturing—Con.				
339950	Sign manufacturing				
	All establishments	12	141	1 042	4 506
	Establishments with 1 to 4 employees	7	X	X	X
	Establishments with 5 to 9 employees	—	X	X	X
	Establishments with 10 to 19 employees	3	X	X	X
	Establishments with 20 to 49 employees	1	X	X	X
	Establishments with 50 to 99 employees	1	X	X	X
	Establishments with 100 to 249 employees	—	X	X	X
	Establishments with 250 to 499 employees	—	X	X	X
	Establishments with 500 to 999 employees	—	X	X	X
	Establishments with 1,000 employees or more	—	X	X	X
33999	All other miscellaneous manufacturing				
	All establishments	22	415	4 792	17 891
	Establishments with 1 to 4 employees	7	X	X	X
	Establishments with 5 to 9 employees	3	X	X	X
	Establishments with 10 to 19 employees	5	X	X	X
	Establishments with 20 to 49 employees	5	X	X	X
	Establishments with 50 to 99 employees	1	X	X	X
	Establishments with 100 to 249 employees	1	X	X	X
	Establishments with 250 to 499 employees	—	X	X	X
	Establishments with 500 to 999 employees	—	X	X	X
	Establishments with 1,000 employees or more	—	X	X	X
339991	Gasket, packing, and sealing device manufacturing				
	All establishments	4	100	1 017	4 375
	Establishments with 1 to 4 employees	—	X	X	X
	Establishments with 5 to 9 employees	2	X	X	X
	Establishments with 10 to 19 employees	1	X	X	X
	Establishments with 20 to 49 employees	—	X	X	X
	Establishments with 50 to 99 employees	1	X	X	X
	Establishments with 100 to 249 employees	—	X	X	X
	Establishments with 250 to 499 employees	—	X	X	X
	Establishments with 500 to 999 employees	—	X	X	X
	Establishments with 1,000 employees or more	—	X	X	X
339999	All other miscellaneous manufacturing				
	All establishments	11	244	2 001	9 378
	Establishments with 1 to 4 employees	4	X	X	X
	Establishments with 5 to 9 employees	1	X	X	X
	Establishments with 10 to 19 employees	2	X	X	X
	Establishments with 20 to 49 employees	3	X	X	X
	Establishments with 50 to 99 employees	—	X	X	X
	Establishments with 100 to 249 employees	1	X	X	X
	Establishments with 250 to 499 employees	—	X	X	X
	Establishments with 500 to 999 employees	—	X	X	X
	Establishments with 1,000 employees or more	—	X	X	X
42	Wholesale trade				
	All establishments	1 287	20 536	328 083	1 280 357
	Establishments with 1 to 4 employees	677	X	X	X
	Establishments with 5 to 9 employees	239	X	X	X
	Establishments with 10 to 19 employees	196	X	X	X
	Establishments with 20 to 49 employees	114	X	X	X
	Establishments with 50 to 99 employees	34	X	X	X
	Establishments with 100 to 249 employees	20	X	X	X
	Establishments with 250 to 499 employees	4	X	X	X
	Establishments with 500 to 999 employees	1	X	X	X
	Establishments with 1,000 employees or more	2	X	X	X
423	Durable goods merchant wholesalers				
	All establishments	690	10 036	129 769	574 427
	Establishments with 1 to 4 employees	313	X	X	X
	Establishments with 5 to 9 employees	145	X	X	X
	Establishments with 10 to 19 employees	125	X	X	X
	Establishments with 20 to 49 employees	69	X	X	X
	Establishments with 50 to 99 employees	25	X	X	X
	Establishments with 100 to 249 employees	11	X	X	X
	Establishments with 250 to 499 employees	1	X	X	X
	Establishments with 500 to 999 employees	1	X	X	X
	Establishments with 1,000 employees or more	—	X	X	X
4231	Motor vehicle and motor vehicle parts and supplies merchant wholesalers				
	All establishments	62	1 055	12 413	53 349
	Establishments with 1 to 4 employees	26	X	X	X
	Establishments with 5 to 9 employees	11	X	X	X
	Establishments with 10 to 19 employees	14	X	X	X
	Establishments with 20 to 49 employees	6	X	X	X
	Establishments with 50 to 99 employees	3	X	X	X
	Establishments with 100 to 249 employees	2	X	X	X
	Establishments with 250 to 499 employees	—	X	X	X

See footnotes at end of table.

Table 5. Establishments, Employees, and Payroll by Industry and Employment Size of Establishments by County: 2004—Con.

[Excludes most government employees, railroad employees, and self-employed persons. Size class 1 to 4 employees includes establishments having payroll, but no employees, during mid-March pay period. For meaning of abbreviations and symbols, see introductory text. For explanation of terms, see Appendix A. For statement on reliability, see the note at the end of the table and Appendix C]

NAICS code	Geography, kind of business, and employment size class	Establishments (number)	Paid employees for pay period including March 12 (number)	First-quarter payroll (\$1,000)	Annual payroll (\$1,000)
	ESSEX—Con.				
42	Wholesale trade—Con.				
423	Durable goods merchant wholesalers—Con.				
4231	Motor vehicle and motor vehicle parts and supplies merchant wholesalers—Con.				
	All establishments—Con.				
	Establishments with 500 to 999 employees	—	X	X	X
	Establishments with 1,000 employees or more	—	X	X	X
42311	Automobile and other motor vehicle merchant wholesalers				
	All establishments	11	533	7 466	32 253
	Establishments with 1 to 4 employees	2	X	X	X
	Establishments with 5 to 9 employees	4	X	X	X
	Establishments with 10 to 19 employees	1	X	X	X
	Establishments with 20 to 49 employees	—	X	X	X
	Establishments with 50 to 99 employees	2	X	X	X
	Establishments with 100 to 249 employees	2	X	X	X
	Establishments with 250 to 499 employees	—	X	X	X
	Establishments with 500 to 999 employees	—	X	X	X
	Establishments with 1,000 employees or more	—	X	X	X
423110	Automobile and other motor vehicle merchant wholesalers				
	All establishments	11	533	7 466	32 253
	Establishments with 1 to 4 employees	2	X	X	X
	Establishments with 5 to 9 employees	4	X	X	X
	Establishments with 10 to 19 employees	1	X	X	X
	Establishments with 20 to 49 employees	—	X	X	X
	Establishments with 50 to 99 employees	2	X	X	X
	Establishments with 100 to 249 employees	2	X	X	X
	Establishments with 250 to 499 employees	—	X	X	X
	Establishments with 500 to 999 employees	—	X	X	X
	Establishments with 1,000 employees or more	—	X	X	X
42312	Motor vehicle supplies and new parts merchant wholesalers				
	All establishments	36	439	4 211	18 021
	Establishments with 1 to 4 employees	13	X	X	X
	Establishments with 5 to 9 employees	6	X	X	X
	Establishments with 10 to 19 employees	11	X	X	X
	Establishments with 20 to 49 employees	5	X	X	X
	Establishments with 50 to 99 employees	1	X	X	X
	Establishments with 100 to 249 employees	—	X	X	X
	Establishments with 250 to 499 employees	—	X	X	X
	Establishments with 500 to 999 employees	—	X	X	X
	Establishments with 1,000 employees or more	—	X	X	X
423120	Motor vehicle supplies and new parts merchant wholesalers				
	All establishments	36	439	4 211	18 021
	Establishments with 1 to 4 employees	13	X	X	X
	Establishments with 5 to 9 employees	6	X	X	X
	Establishments with 10 to 19 employees	11	X	X	X
	Establishments with 20 to 49 employees	5	X	X	X
	Establishments with 50 to 99 employees	1	X	X	X
	Establishments with 100 to 249 employees	—	X	X	X
	Establishments with 250 to 499 employees	—	X	X	X
	Establishments with 500 to 999 employees	—	X	X	X
	Establishments with 1,000 employees or more	—	X	X	X
4232	Furniture and home furnishing merchant wholesalers				
	All establishments	61	744	7 942	35 774
	Establishments with 1 to 4 employees	27	X	X	X
	Establishments with 5 to 9 employees	17	X	X	X
	Establishments with 10 to 19 employees	8	X	X	X
	Establishments with 20 to 49 employees	6	X	X	X
	Establishments with 50 to 99 employees	3	X	X	X
	Establishments with 100 to 249 employees	—	X	X	X
	Establishments with 250 to 499 employees	—	X	X	X
	Establishments with 500 to 999 employees	—	X	X	X
	Establishments with 1,000 employees or more	—	X	X	X
42321	Furniture merchant wholesalers				
	All establishments	22	222	2 243	10 499
	Establishments with 1 to 4 employees	10	X	X	X
	Establishments with 5 to 9 employees	5	X	X	X
	Establishments with 10 to 19 employees	4	X	X	X
	Establishments with 20 to 49 employees	3	X	X	X
	Establishments with 50 to 99 employees	—	X	X	X
	Establishments with 100 to 249 employees	—	X	X	X
	Establishments with 250 to 499 employees	—	X	X	X
	Establishments with 500 to 999 employees	—	X	X	X
	Establishments with 1,000 employees or more	—	X	X	X
423210	Furniture merchant wholesalers				

See footnotes at end of table.

Table 5. Establishments, Employees, and Payroll by Industry and Employment Size of Establishments by County: 2004—Con.

[Excludes most government employees, railroad employees, and self-employed persons. Size class 1 to 4 employees includes establishments having payroll, but no employees, during mid-March pay period. For meaning of abbreviations and symbols, see introductory text. For explanation of terms, see Appendix A. For statement on reliability, see the note at the end of the table and Appendix C]

NAICS code	Geography, kind of business, and employment size class	Establishments (number)	Paid employees for pay period including March 12 (number)	First-quarter payroll (\$1,000)	Annual payroll (\$1,000)
42	ESSEX—Con.				
	Wholesale trade—Con.				
423	Durable goods merchant wholesalers—Con.				
4232	Furniture and home furnishing merchant wholesalers—Con.				
42321	Furniture merchant wholesalers—Con.				
423210	Furniture merchant wholesalers—Con.				
	All establishments	22	222	2 243	10 499
	Establishments with 1 to 4 employees	10	X	X	X
	Establishments with 5 to 9 employees	5	X	X	X
	Establishments with 10 to 19 employees	4	X	X	X
	Establishments with 20 to 49 employees	3	X	X	X
	Establishments with 50 to 99 employees	—	X	X	X
	Establishments with 100 to 249 employees	—	X	X	X
	Establishments with 250 to 499 employees	—	X	X	X
	Establishments with 500 to 999 employees	—	X	X	X
	Establishments with 1,000 employees or more	—	X	X	X
42322	Home furnishing merchant wholesalers				
	All establishments	39	522	5 699	25 275
	Establishments with 1 to 4 employees	17	X	X	X
	Establishments with 5 to 9 employees	12	X	X	X
	Establishments with 10 to 19 employees	4	X	X	X
	Establishments with 20 to 49 employees	3	X	X	X
	Establishments with 50 to 99 employees	3	X	X	X
	Establishments with 100 to 249 employees	—	X	X	X
	Establishments with 250 to 499 employees	—	X	X	X
	Establishments with 500 to 999 employees	—	X	X	X
	Establishments with 1,000 employees or more	—	X	X	X
423220	Home furnishing merchant wholesalers				
	All establishments	39	522	5 699	25 275
	Establishments with 1 to 4 employees	17	X	X	X
	Establishments with 5 to 9 employees	12	X	X	X
	Establishments with 10 to 19 employees	4	X	X	X
	Establishments with 20 to 49 employees	3	X	X	X
	Establishments with 50 to 99 employees	3	X	X	X
	Establishments with 100 to 249 employees	—	X	X	X
	Establishments with 250 to 499 employees	—	X	X	X
	Establishments with 500 to 999 employees	—	X	X	X
	Establishments with 1,000 employees or more	—	X	X	X
4233	Lumber and other construction materials merchant wholesalers				
	All establishments	38	395	4 835	26 254
	Establishments with 1 to 4 employees	15	X	X	X
	Establishments with 5 to 9 employees	10	X	X	X
	Establishments with 10 to 19 employees	7	X	X	X
	Establishments with 20 to 49 employees	6	X	X	X
	Establishments with 50 to 99 employees	—	X	X	X
	Establishments with 100 to 249 employees	—	X	X	X
	Establishments with 250 to 499 employees	—	X	X	X
	Establishments with 500 to 999 employees	—	X	X	X
	Establishments with 1,000 employees or more	—	X	X	X
42331	Lumber, plywood, millwork, and wood panel merchant wholesalers				
	All establishments	18	206	2 646	12 287
	Establishments with 1 to 4 employees	7	X	X	X
	Establishments with 5 to 9 employees	4	X	X	X
	Establishments with 10 to 19 employees	4	X	X	X
	Establishments with 20 to 49 employees	3	X	X	X
	Establishments with 50 to 99 employees	—	X	X	X
	Establishments with 100 to 249 employees	—	X	X	X
	Establishments with 250 to 499 employees	—	X	X	X
	Establishments with 500 to 999 employees	—	X	X	X
	Establishments with 1,000 employees or more	—	X	X	X
423310	Lumber, plywood, millwork, and wood panel merchant wholesalers				
	All establishments	18	206	2 646	12 287
	Establishments with 1 to 4 employees	7	X	X	X
	Establishments with 5 to 9 employees	4	X	X	X
	Establishments with 10 to 19 employees	4	X	X	X
	Establishments with 20 to 49 employees	3	X	X	X
	Establishments with 50 to 99 employees	—	X	X	X
	Establishments with 100 to 249 employees	—	X	X	X
	Establishments with 250 to 499 employees	—	X	X	X
	Establishments with 500 to 999 employees	—	X	X	X
	Establishments with 1,000 employees or more	—	X	X	X
42332	Brick, stone, and related construction material merchant wholesalers				
	All establishments	13	118	1 277	9 806
	Establishments with 1 to 4 employees	4	X	X	X
	Establishments with 5 to 9 employees	5	X	X	X
	Establishments with 10 to 19 employees	2	X	X	X
	Establishments with 20 to 49 employees	2	X	X	X
	Establishments with 50 to 99 employees	—	X	X	X
	Establishments with 100 to 249 employees	—	X	X	X
	Establishments with 250 to 499 employees	—	X	X	X
	Establishments with 500 to 999 employees	—	X	X	X
	Establishments with 1,000 employees or more	—	X	X	X

See footnotes at end of table.

Table 5. Establishments, Employees, and Payroll by Industry and Employment Size of Establishments by County: 2004—Con.

[Excludes most government employees, railroad employees, and self-employed persons. Size class 1 to 4 employees includes establishments having payroll, but no employees, during mid-March pay period. For meaning of abbreviations and symbols, see introductory text. For explanation of terms, see Appendix A. For statement on reliability, see the note at the end of the table and Appendix C]

NAICS code	Geography, kind of business, and employment size class	Establishments (number)	Paid employees for pay period including March 12 (number)	First-quarter payroll (\$1,000)	Annual payroll (\$1,000)
	ESSEX—Con.				
42	Wholesale trade—Con.				
423	Durable goods merchant wholesalers—Con.				
4233	Lumber and other construction materials merchant wholesalers—Con.				
42332	Brick, stone, and related construction material merchant wholesalers—Con.				
423320	Brick, stone, and related construction material merchant wholesalers				
	All establishments	13	118	1 277	9 806
	Establishments with 1 to 4 employees	4	X	X	X
	Establishments with 5 to 9 employees	5	X	X	X
	Establishments with 10 to 19 employees	2	X	X	X
	Establishments with 20 to 49 employees	2	X	X	X
	Establishments with 50 to 99 employees	—	X	X	X
	Establishments with 100 to 249 employees	—	X	X	X
	Establishments with 250 to 499 employees	—	X	X	X
	Establishments with 500 to 999 employees	—	X	X	X
	Establishments with 1,000 employees or more	—	X	X	X
4234	Professional and commercial equipment and supplies merchant wholesalers				
	All establishments	109	2 736	41 841	185 186
	Establishments with 1 to 4 employees	45	X	X	X
	Establishments with 5 to 9 employees	25	X	X	X
	Establishments with 10 to 19 employees	15	X	X	X
	Establishments with 20 to 49 employees	13	X	X	X
	Establishments with 50 to 99 employees	5	X	X	X
	Establishments with 100 to 249 employees	4	X	X	X
	Establishments with 250 to 499 employees	1	X	X	X
	Establishments with 500 to 999 employees	1	X	X	X
	Establishments with 1,000 employees or more	—	X	X	X
42341	Photographic equipment and supplies merchant wholesalers				
	All establishments	4	144	1 836	7 801
	Establishments with 1 to 4 employees	—	X	X	X
	Establishments with 5 to 9 employees	1	X	X	X
	Establishments with 10 to 19 employees	1	X	X	X
	Establishments with 20 to 49 employees	1	X	X	X
	Establishments with 50 to 99 employees	1	X	X	X
	Establishments with 100 to 249 employees	—	X	X	X
	Establishments with 250 to 499 employees	—	X	X	X
	Establishments with 500 to 999 employees	—	X	X	X
	Establishments with 1,000 employees or more	—	X	X	X
423410	Photographic equipment and supplies merchant wholesalers				
	All establishments	4	144	1 836	7 801
	Establishments with 1 to 4 employees	—	X	X	X
	Establishments with 5 to 9 employees	1	X	X	X
	Establishments with 10 to 19 employees	1	X	X	X
	Establishments with 20 to 49 employees	1	X	X	X
	Establishments with 50 to 99 employees	1	X	X	X
	Establishments with 100 to 249 employees	—	X	X	X
	Establishments with 250 to 499 employees	—	X	X	X
	Establishments with 500 to 999 employees	—	X	X	X
	Establishments with 1,000 employees or more	—	X	X	X
42342	Office equipment merchant wholesalers				
	All establishments	27	1 651	25 583	117 911
	Establishments with 1 to 4 employees	7	X	X	X
	Establishments with 5 to 9 employees	6	X	X	X
	Establishments with 10 to 19 employees	6	X	X	X
	Establishments with 20 to 49 employees	2	X	X	X
	Establishments with 50 to 99 employees	1	X	X	X
	Establishments with 100 to 249 employees	3	X	X	X
	Establishments with 250 to 499 employees	1	X	X	X
	Establishments with 500 to 999 employees	1	X	X	X
	Establishments with 1,000 employees or more	—	X	X	X
423420	Office equipment merchant wholesalers				
	All establishments	27	1 651	25 583	117 911
	Establishments with 1 to 4 employees	7	X	X	X
	Establishments with 5 to 9 employees	6	X	X	X
	Establishments with 10 to 19 employees	6	X	X	X
	Establishments with 20 to 49 employees	2	X	X	X
	Establishments with 50 to 99 employees	1	X	X	X
	Establishments with 100 to 249 employees	3	X	X	X
	Establishments with 250 to 499 employees	1	X	X	X
	Establishments with 500 to 999 employees	1	X	X	X
	Establishments with 1,000 employees or more	—	X	X	X

See footnotes at end of table.

Table 5. Establishments, Employees, and Payroll by Industry and Employment Size of Establishments by County: 2004—Con.

[Excludes most government employees, railroad employees, and self-employed persons. Size class 1 to 4 employees includes establishments having payroll, but no employees, during mid-March pay period. For meaning of abbreviations and symbols, see introductory text. For explanation of terms, see Appendix A. For statement on reliability, see the note at the end of the table and Appendix C]

NAICS code	Geography, kind of business, and employment size class	Establishments (number)	Paid employees for pay period including March 12 (number)	First-quarter payroll (\$1,000)	Annual payroll (\$1,000)
	ESSEX—Con.				
42	Wholesale trade—Con.				
423	Durable goods merchant wholesalers—Con.				
4234	Professional and commercial equipment and supplies merchant wholesalers—Con.				
42343	Computer and computer peripheral equipment and software merchant wholesalers				
	All establishments	28	269	4 145	18 589
	Establishments with 1 to 4 employees	14	X	X	X
	Establishments with 5 to 9 employees	8	X	X	X
	Establishments with 10 to 19 employees	3	X	X	X
	Establishments with 20 to 49 employees	2	X	X	X
	Establishments with 50 to 99 employees	1	X	X	X
	Establishments with 100 to 249 employees	—	X	X	X
	Establishments with 250 to 499 employees	—	X	X	X
	Establishments with 500 to 999 employees	—	X	X	X
	Establishments with 1,000 employees or more	—	X	X	X
423430	Computer and computer peripheral equipment and software merchant wholesalers				
	All establishments	28	269	4 145	18 589
	Establishments with 1 to 4 employees	14	X	X	X
	Establishments with 5 to 9 employees	8	X	X	X
	Establishments with 10 to 19 employees	3	X	X	X
	Establishments with 20 to 49 employees	2	X	X	X
	Establishments with 50 to 99 employees	1	X	X	X
	Establishments with 100 to 249 employees	—	X	X	X
	Establishments with 250 to 499 employees	—	X	X	X
	Establishments with 500 to 999 employees	—	X	X	X
	Establishments with 1,000 employees or more	—	X	X	X
42344	Other commercial equipment merchant wholesalers				
	All establishments	21	237	3 328	13 855
	Establishments with 1 to 4 employees	10	X	X	X
	Establishments with 5 to 9 employees	4	X	X	X
	Establishments with 10 to 19 employees	3	X	X	X
	Establishments with 20 to 49 employees	3	X	X	X
	Establishments with 50 to 99 employees	1	X	X	X
	Establishments with 100 to 249 employees	—	X	X	X
	Establishments with 250 to 499 employees	—	X	X	X
	Establishments with 500 to 999 employees	—	X	X	X
	Establishments with 1,000 employees or more	—	X	X	X
423440	Other commercial equipment merchant wholesalers				
	All establishments	21	237	3 328	13 855
	Establishments with 1 to 4 employees	10	X	X	X
	Establishments with 5 to 9 employees	4	X	X	X
	Establishments with 10 to 19 employees	3	X	X	X
	Establishments with 20 to 49 employees	3	X	X	X
	Establishments with 50 to 99 employees	1	X	X	X
	Establishments with 100 to 249 employees	—	X	X	X
	Establishments with 250 to 499 employees	—	X	X	X
	Establishments with 500 to 999 employees	—	X	X	X
	Establishments with 1,000 employees or more	—	X	X	X
42345	Medical, dental, and hospital equipment and supplies merchant wholesalers				
	All establishments	17	348	6 327	24 116
	Establishments with 1 to 4 employees	9	X	X	X
	Establishments with 5 to 9 employees	2	X	X	X
	Establishments with 10 to 19 employees	1	X	X	X
	Establishments with 20 to 49 employees	3	X	X	X
	Establishments with 50 to 99 employees	1	X	X	X
	Establishments with 100 to 249 employees	1	X	X	X
	Establishments with 250 to 499 employees	—	X	X	X
	Establishments with 500 to 999 employees	—	X	X	X
	Establishments with 1,000 employees or more	—	X	X	X
423450	Medical, dental, and hospital equipment and supplies merchant wholesalers				
	All establishments	17	348	6 327	24 116
	Establishments with 1 to 4 employees	9	X	X	X
	Establishments with 5 to 9 employees	2	X	X	X
	Establishments with 10 to 19 employees	1	X	X	X
	Establishments with 20 to 49 employees	3	X	X	X
	Establishments with 50 to 99 employees	1	X	X	X
	Establishments with 100 to 249 employees	1	X	X	X
	Establishments with 250 to 499 employees	—	X	X	X
	Establishments with 500 to 999 employees	—	X	X	X
	Establishments with 1,000 employees or more	—	X	X	X

See footnotes at end of table.

Table 5. Establishments, Employees, and Payroll by Industry and Employment Size of Establishments by County: 2004—Con.

[Excludes most government employees, railroad employees, and self-employed persons. Size class 1 to 4 employees includes establishments having payroll, but no employees, during mid-March pay period. For meaning of abbreviations and symbols, see introductory text. For explanation of terms, see Appendix A. For statement on reliability, see the note at the end of the table and Appendix C]

NAICS code	Geography, kind of business, and employment size class	Establishments (number)	Paid employees for pay period including March 12 (number)	First-quarter payroll (\$1,000)	Annual payroll (\$1,000)
42	ESSEX—Con.				
	Wholesale trade—Con.				
423	Durable goods merchant wholesalers—Con.				
4235	Metal and mineral (except petroleum) merchant wholesalers				
	All establishments	32	426	4 698	20 657
	Establishments with 1 to 4 employees	15	X	X	X
	Establishments with 5 to 9 employees	1	X	X	X
	Establishments with 10 to 19 employees	8	X	X	X
	Establishments with 20 to 49 employees	7	X	X	X
	Establishments with 50 to 99 employees	1	X	X	X
	Establishments with 100 to 249 employees	—	X	X	X
	Establishments with 250 to 499 employees	—	X	X	X
	Establishments with 500 to 999 employees	—	X	X	X
	Establishments with 1,000 employees or more	—	X	X	X
42351	Metal service centers and other metal merchant wholesalers				
	All establishments	31	e	D	D
	Establishments with 1 to 4 employees	14	X	X	X
	Establishments with 5 to 9 employees	1	X	X	X
	Establishments with 10 to 19 employees	8	X	X	X
	Establishments with 20 to 49 employees	7	X	X	X
	Establishments with 50 to 99 employees	1	X	X	X
	Establishments with 100 to 249 employees	—	X	X	X
	Establishments with 250 to 499 employees	—	X	X	X
	Establishments with 500 to 999 employees	—	X	X	X
	Establishments with 1,000 employees or more	—	X	X	X
423510	Metal service centers and other metal merchant wholesalers				
	All establishments	31	e	D	D
	Establishments with 1 to 4 employees	14	X	X	X
	Establishments with 5 to 9 employees	1	X	X	X
	Establishments with 10 to 19 employees	8	X	X	X
	Establishments with 20 to 49 employees	7	X	X	X
	Establishments with 50 to 99 employees	1	X	X	X
	Establishments with 100 to 249 employees	—	X	X	X
	Establishments with 250 to 499 employees	—	X	X	X
	Establishments with 500 to 999 employees	—	X	X	X
	Establishments with 1,000 employees or more	—	X	X	X
4236	Electrical and electronic goods merchant wholesalers				
	All establishments	81	1 239	16 539	69 515
	Establishments with 1 to 4 employees	36	X	X	X
	Establishments with 5 to 9 employees	17	X	X	X
	Establishments with 10 to 19 employees	14	X	X	X
	Establishments with 20 to 49 employees	6	X	X	X
	Establishments with 50 to 99 employees	7	X	X	X
	Establishments with 100 to 249 employees	1	X	X	X
	Establishments with 250 to 499 employees	—	X	X	X
	Establishments with 500 to 999 employees	—	X	X	X
	Establishments with 1,000 employees or more	—	X	X	X
42361	Electrical apparatus and equipment, wiring supplies, and related equipment merchant wholesalers				
	All establishments	33	420	5 387	22 429
	Establishments with 1 to 4 employees	15	X	X	X
	Establishments with 5 to 9 employees	7	X	X	X
	Establishments with 10 to 19 employees	7	X	X	X
	Establishments with 20 to 49 employees	2	X	X	X
	Establishments with 50 to 99 employees	2	X	X	X
	Establishments with 100 to 249 employees	—	X	X	X
	Establishments with 250 to 499 employees	—	X	X	X
	Establishments with 500 to 999 employees	—	X	X	X
	Establishments with 1,000 employees or more	—	X	X	X
423610	Electrical apparatus and equipment, wiring supplies, and related equipment merchant wholesalers				
	All establishments	33	420	5 387	22 429
	Establishments with 1 to 4 employees	15	X	X	X
	Establishments with 5 to 9 employees	7	X	X	X
	Establishments with 10 to 19 employees	7	X	X	X
	Establishments with 20 to 49 employees	2	X	X	X
	Establishments with 50 to 99 employees	2	X	X	X
	Establishments with 100 to 249 employees	—	X	X	X
	Establishments with 250 to 499 employees	—	X	X	X
	Establishments with 500 to 999 employees	—	X	X	X
	Establishments with 1,000 employees or more	—	X	X	X
42369	Other electronic parts and equipment merchant wholesalers				
	All establishments	40	742	9 730	40 854
	Establishments with 1 to 4 employees	17	X	X	X
	Establishments with 5 to 9 employees	9	X	X	X
	Establishments with 10 to 19 employees	5	X	X	X
	Establishments with 20 to 49 employees	3	X	X	X
	Establishments with 50 to 99 employees	5	X	X	X
	Establishments with 100 to 249 employees	1	X	X	X
	Establishments with 250 to 499 employees	—	X	X	X
	Establishments with 500 to 999 employees	—	X	X	X
	Establishments with 1,000 employees or more	—	X	X	X

See footnotes at end of table.

Table 5. Establishments, Employees, and Payroll by Industry and Employment Size of Establishments by County: 2004—Con.

[Excludes most government employees, railroad employees, and self-employed persons. Size class 1 to 4 employees includes establishments having payroll, but no employees, during mid-March pay period. For meaning of abbreviations and symbols, see introductory text. For explanation of terms, see Appendix A. For statement on reliability, see the note at the end of the table and Appendix C]

NAICS code	Geography, kind of business, and employment size class	Establishments (number)	Paid employees for pay period including March 12 (number)	First-quarter payroll (\$1,000)	Annual payroll (\$1,000)
	ESSEX—Con.				
42	Wholesale trade—Con.				
423	Durable goods merchant wholesalers—Con.				
4236	Electrical and electronic goods merchant wholesalers—Con.				
42369	Other electronic parts and equipment merchant wholesalers—Con.				
423690	Other electronic parts and equipment merchant wholesalers				
	All establishments	40	742	9 730	40 854
	Establishments with 1 to 4 employees	17	X	X	X
	Establishments with 5 to 9 employees	9	X	X	X
	Establishments with 10 to 19 employees	5	X	X	X
	Establishments with 20 to 49 employees	3	X	X	X
	Establishments with 50 to 99 employees	5	X	X	X
	Establishments with 100 to 249 employees	1	X	X	X
	Establishments with 250 to 499 employees	—	X	X	X
	Establishments with 500 to 999 employees	—	X	X	X
	Establishments with 1,000 employees or more	—	X	X	X
4237	Hardware, and plumbing and heating equipment and supplies merchant wholesalers				
	All establishments	51	688	7 122	33 181
	Establishments with 1 to 4 employees	16	X	X	X
	Establishments with 5 to 9 employees	15	X	X	X
	Establishments with 10 to 19 employees	11	X	X	X
	Establishments with 20 to 49 employees	7	X	X	X
	Establishments with 50 to 99 employees	1	X	X	X
	Establishments with 100 to 249 employees	1	X	X	X
	Establishments with 250 to 499 employees	—	X	X	X
	Establishments with 500 to 999 employees	—	X	X	X
	Establishments with 1,000 employees or more	—	X	X	X
42371	Hardware merchant wholesalers				
	All establishments	20	272	2 512	12 691
	Establishments with 1 to 4 employees	6	X	X	X
	Establishments with 5 to 9 employees	7	X	X	X
	Establishments with 10 to 19 employees	6	X	X	X
	Establishments with 20 to 49 employees	—	X	X	X
	Establishments with 50 to 99 employees	—	X	X	X
	Establishments with 100 to 249 employees	1	X	X	X
	Establishments with 250 to 499 employees	—	X	X	X
	Establishments with 500 to 999 employees	—	X	X	X
	Establishments with 1,000 employees or more	—	X	X	X
423710	Hardware merchant wholesalers				
	All establishments	20	272	2 512	12 691
	Establishments with 1 to 4 employees	6	X	X	X
	Establishments with 5 to 9 employees	7	X	X	X
	Establishments with 10 to 19 employees	6	X	X	X
	Establishments with 20 to 49 employees	—	X	X	X
	Establishments with 50 to 99 employees	—	X	X	X
	Establishments with 100 to 249 employees	1	X	X	X
	Establishments with 250 to 499 employees	—	X	X	X
	Establishments with 500 to 999 employees	—	X	X	X
	Establishments with 1,000 employees or more	—	X	X	X
42372	Plumbing and heating equipment and supplies (hydronics) merchant wholesalers				
	All establishments	15	c	D	D
	Establishments with 1 to 4 employees	5	X	X	X
	Establishments with 5 to 9 employees	3	X	X	X
	Establishments with 10 to 19 employees	4	X	X	X
	Establishments with 20 to 49 employees	3	X	X	X
	Establishments with 50 to 99 employees	—	X	X	X
	Establishments with 100 to 249 employees	—	X	X	X
	Establishments with 250 to 499 employees	—	X	X	X
	Establishments with 500 to 999 employees	—	X	X	X
	Establishments with 1,000 employees or more	—	X	X	X
423720	Plumbing and heating equipment and supplies (hydronics) merchant wholesalers				
	All establishments	15	c	D	D
	Establishments with 1 to 4 employees	5	X	X	X
	Establishments with 5 to 9 employees	3	X	X	X
	Establishments with 10 to 19 employees	4	X	X	X
	Establishments with 20 to 49 employees	3	X	X	X
	Establishments with 50 to 99 employees	—	X	X	X
	Establishments with 100 to 249 employees	—	X	X	X
	Establishments with 250 to 499 employees	—	X	X	X
	Establishments with 500 to 999 employees	—	X	X	X
	Establishments with 1,000 employees or more	—	X	X	X

See footnotes at end of table.

Table 5. Establishments, Employees, and Payroll by Industry and Employment Size of Establishments by County: 2004—Con.

[Excludes most government employees, railroad employees, and self-employed persons. Size class 1 to 4 employees includes establishments having payroll, but no employees, during mid-March pay period. For meaning of abbreviations and symbols, see introductory text. For explanation of terms, see Appendix A. For statement on reliability, see the note at the end of the table and Appendix C]

NAICS code	Geography, kind of business, and employment size class	Establishments (number)	Paid employees for pay period including March 12 (number)	First-quarter payroll (\$1,000)	Annual payroll (\$1,000)
42	ESSEX—Con.				
	Wholesale trade—Con.				
423	Durable goods merchant wholesalers—Con.				
4237	Hardware, and plumbing and heating equipment and supplies merchant wholesalers—Con.				
42373	Warm air heating and air-conditioning equipment and supplies merchant wholesalers				
	All establishments	13	161	2 086	8 886
	Establishments with 1 to 4 employees	4	X	X	X
	Establishments with 5 to 9 employees	5	X	X	X
	Establishments with 10 to 19 employees	—	X	X	X
	Establishments with 20 to 49 employees	4	X	X	X
	Establishments with 50 to 99 employees	—	X	X	X
	Establishments with 100 to 249 employees	—	X	X	X
	Establishments with 250 to 499 employees	—	X	X	X
	Establishments with 500 to 999 employees	—	X	X	X
	Establishments with 1,000 employees or more	—	X	X	X
423730	Warm air heating and air-conditioning equipment and supplies merchant wholesalers				
	All establishments	13	161	2 086	8 886
	Establishments with 1 to 4 employees	4	X	X	X
	Establishments with 5 to 9 employees	5	X	X	X
	Establishments with 10 to 19 employees	—	X	X	X
	Establishments with 20 to 49 employees	4	X	X	X
	Establishments with 50 to 99 employees	—	X	X	X
	Establishments with 100 to 249 employees	—	X	X	X
	Establishments with 250 to 499 employees	—	X	X	X
	Establishments with 500 to 999 employees	—	X	X	X
	Establishments with 1,000 employees or more	—	X	X	X
4238	Machinery, equipment, and supplies merchant wholesalers				
	All establishments	145	1 770	24 978	102 939
	Establishments with 1 to 4 employees	69	X	X	X
	Establishments with 5 to 9 employees	27	X	X	X
	Establishments with 10 to 19 employees	34	X	X	X
	Establishments with 20 to 49 employees	9	X	X	X
	Establishments with 50 to 99 employees	4	X	X	X
	Establishments with 100 to 249 employees	2	X	X	X
	Establishments with 250 to 499 employees	—	X	X	X
	Establishments with 500 to 999 employees	—	X	X	X
	Establishments with 1,000 employees or more	—	X	X	X
42383	Industrial machinery and equipment merchant wholesalers				
	All establishments	80	1 033	15 595	65 666
	Establishments with 1 to 4 employees	35	X	X	X
	Establishments with 5 to 9 employees	15	X	X	X
	Establishments with 10 to 19 employees	20	X	X	X
	Establishments with 20 to 49 employees	7	X	X	X
	Establishments with 50 to 99 employees	2	X	X	X
	Establishments with 100 to 249 employees	1	X	X	X
	Establishments with 250 to 499 employees	—	X	X	X
	Establishments with 500 to 999 employees	—	X	X	X
	Establishments with 1,000 employees or more	—	X	X	X
423830	Industrial machinery and equipment merchant wholesalers				
	All establishments	80	1 033	15 595	65 666
	Establishments with 1 to 4 employees	35	X	X	X
	Establishments with 5 to 9 employees	15	X	X	X
	Establishments with 10 to 19 employees	20	X	X	X
	Establishments with 20 to 49 employees	7	X	X	X
	Establishments with 50 to 99 employees	2	X	X	X
	Establishments with 100 to 249 employees	1	X	X	X
	Establishments with 250 to 499 employees	—	X	X	X
	Establishments with 500 to 999 employees	—	X	X	X
	Establishments with 1,000 employees or more	—	X	X	X
42384	Industrial supplies merchant wholesalers				
	All establishments	37	445	4 916	19 974
	Establishments with 1 to 4 employees	16	X	X	X
	Establishments with 5 to 9 employees	8	X	X	X
	Establishments with 10 to 19 employees	9	X	X	X
	Establishments with 20 to 49 employees	2	X	X	X
	Establishments with 50 to 99 employees	2	X	X	X
	Establishments with 100 to 249 employees	—	X	X	X
	Establishments with 250 to 499 employees	—	X	X	X
	Establishments with 500 to 999 employees	—	X	X	X
	Establishments with 1,000 employees or more	—	X	X	X
423840	Industrial supplies merchant wholesalers				
	All establishments	37	445	4 916	19 974
	Establishments with 1 to 4 employees	16	X	X	X
	Establishments with 5 to 9 employees	8	X	X	X
	Establishments with 10 to 19 employees	9	X	X	X
	Establishments with 20 to 49 employees	2	X	X	X
	Establishments with 50 to 99 employees	2	X	X	X
	Establishments with 100 to 249 employees	—	X	X	X
	Establishments with 250 to 499 employees	—	X	X	X
	Establishments with 500 to 999 employees	—	X	X	X
	Establishments with 1,000 employees or more	—	X	X	X

See footnotes at end of table.

Table 5. Establishments, Employees, and Payroll by Industry and Employment Size of Establishments by County: 2004—Con.

[Excludes most government employees, railroad employees, and self-employed persons. Size class 1 to 4 employees includes establishments having payroll, but no employees, during mid-March pay period. For meaning of abbreviations and symbols, see introductory text. For explanation of terms, see Appendix A. For statement on reliability, see the note at the end of the table and Appendix C]

NAICS code	Geography, kind of business, and employment size class	Establishments (number)	Paid employees for pay period including March 12 (number)	First-quarter payroll (\$1,000)	Annual payroll (\$1,000)
42	ESSEX—Con.				
	Wholesale trade—Con.				
423	Durable goods merchant wholesalers—Con.				
4238	Machinery, equipment, and supplies merchant wholesalers—Con.				
42384	Industrial supplies merchant wholesalers—Con.				
423840	Industrial supplies merchant wholesalers—Con.				
	All establishments—Con.				
	Establishments with 500 to 999 employees	—	X	X	X
	Establishments with 1,000 employees or more	—	X	X	X
42386	Transportation equipment and supplies (except motor vehicle) merchant wholesalers				
	All establishments	7	204	3 697	13 620
	Establishments with 1 to 4 employees	3	X	X	X
	Establishments with 5 to 9 employees	1	X	X	X
	Establishments with 10 to 19 employees	2	X	X	X
	Establishments with 20 to 49 employees	—	X	X	X
	Establishments with 50 to 99 employees	—	X	X	X
	Establishments with 100 to 249 employees	1	X	X	X
	Establishments with 250 to 499 employees	—	X	X	X
	Establishments with 500 to 999 employees	—	X	X	X
	Establishments with 1,000 employees or more	—	X	X	X
423860	Transportation equipment and supplies (except motor vehicle) merchant wholesalers				
	All establishments	7	204	3 697	13 620
	Establishments with 1 to 4 employees	3	X	X	X
	Establishments with 5 to 9 employees	1	X	X	X
	Establishments with 10 to 19 employees	2	X	X	X
	Establishments with 20 to 49 employees	—	X	X	X
	Establishments with 50 to 99 employees	—	X	X	X
	Establishments with 100 to 249 employees	1	X	X	X
	Establishments with 250 to 499 employees	—	X	X	X
	Establishments with 500 to 999 employees	—	X	X	X
	Establishments with 1,000 employees or more	—	X	X	X
4239	Miscellaneous durable goods merchant wholesalers				
	All establishments	111	983	9 401	47 572
	Establishments with 1 to 4 employees	64	X	X	X
	Establishments with 5 to 9 employees	22	X	X	X
	Establishments with 10 to 19 employees	14	X	X	X
	Establishments with 20 to 49 employees	9	X	X	X
	Establishments with 50 to 99 employees	1	X	X	X
	Establishments with 100 to 249 employees	1	X	X	X
	Establishments with 250 to 499 employees	—	X	X	X
	Establishments with 500 to 999 employees	—	X	X	X
	Establishments with 1,000 employees or more	—	X	X	X
42393	Recyclable material merchant wholesalers				
	All establishments	27	623	6 109	27 661
	Establishments with 1 to 4 employees	3	X	X	X
	Establishments with 5 to 9 employees	11	X	X	X
	Establishments with 10 to 19 employees	3	X	X	X
	Establishments with 20 to 49 employees	8	X	X	X
	Establishments with 50 to 99 employees	1	X	X	X
	Establishments with 100 to 249 employees	1	X	X	X
	Establishments with 250 to 499 employees	—	X	X	X
	Establishments with 500 to 999 employees	—	X	X	X
	Establishments with 1,000 employees or more	—	X	X	X
423930	Recyclable material merchant wholesalers				
	All establishments	27	623	6 109	27 661
	Establishments with 1 to 4 employees	3	X	X	X
	Establishments with 5 to 9 employees	11	X	X	X
	Establishments with 10 to 19 employees	3	X	X	X
	Establishments with 20 to 49 employees	8	X	X	X
	Establishments with 50 to 99 employees	1	X	X	X
	Establishments with 100 to 249 employees	1	X	X	X
	Establishments with 250 to 499 employees	—	X	X	X
	Establishments with 500 to 999 employees	—	X	X	X
	Establishments with 1,000 employees or more	—	X	X	X
42399	Other miscellaneous durable goods merchant wholesalers				
	All establishments	44	207	2 074	13 593
	Establishments with 1 to 4 employees	31	X	X	X
	Establishments with 5 to 9 employees	7	X	X	X
	Establishments with 10 to 19 employees	5	X	X	X
	Establishments with 20 to 49 employees	1	X	X	X
	Establishments with 50 to 99 employees	—	X	X	X
	Establishments with 100 to 249 employees	—	X	X	X
	Establishments with 250 to 499 employees	—	X	X	X
	Establishments with 500 to 999 employees	—	X	X	X
	Establishments with 1,000 employees or more	—	X	X	X

See footnotes at end of table.

Table 5. Establishments, Employees, and Payroll by Industry and Employment Size of Establishments by County: 2004—Con.

[Excludes most government employees, railroad employees, and self-employed persons. Size class 1 to 4 employees includes establishments having payroll, but no employees, during mid-March pay period. For meaning of abbreviations and symbols, see introductory text. For explanation of terms, see Appendix A. For statement on reliability, see the note at the end of the table and Appendix C]

NAICS code	Geography, kind of business, and employment size class	Establishments (number)	Paid employees for pay period including March 12 (number)	First-quarter payroll (\$1,000)	Annual payroll (\$1,000)
42	ESSEX—Con.				
	Wholesale trade—Con.				
423	Durable goods merchant wholesalers—Con.				
4239	Miscellaneous durable goods merchant wholesalers—Con.				
42399	Other miscellaneous durable goods merchant wholesalers—Con.				
423990	Other miscellaneous durable goods merchant wholesalers				
	All establishments	44	207	2 074	13 593
	Establishments with 1 to 4 employees	31	X	X	X
	Establishments with 5 to 9 employees	7	X	X	X
	Establishments with 10 to 19 employees	5	X	X	X
	Establishments with 20 to 49 employees	1	X	X	X
	Establishments with 50 to 99 employees	—	X	X	X
	Establishments with 100 to 249 employees	—	X	X	X
	Establishments with 250 to 499 employees	—	X	X	X
	Establishments with 500 to 999 employees	—	X	X	X
	Establishments with 1,000 employees or more	—	X	X	X
424	Nondurable goods merchant wholesalers				
	All establishments	483	9 841	192 009	677 091
	Establishments with 1 to 4 employees	273	X	X	X
	Establishments with 5 to 9 employees	75	X	X	X
	Establishments with 10 to 19 employees	69	X	X	X
	Establishments with 20 to 49 employees	44	X	X	X
	Establishments with 50 to 99 employees	9	X	X	X
	Establishments with 100 to 249 employees	9	X	X	X
	Establishments with 250 to 499 employees	2	X	X	X
	Establishments with 500 to 999 employees	—	X	X	X
	Establishments with 1,000 employees or more	2	X	X	X
4241	Paper and paper product merchant wholesalers				
	All establishments	54	644	8 741	36 622
	Establishments with 1 to 4 employees	32	X	X	X
	Establishments with 5 to 9 employees	8	X	X	X
	Establishments with 10 to 19 employees	7	X	X	X
	Establishments with 20 to 49 employees	5	X	X	X
	Establishments with 50 to 99 employees	1	X	X	X
	Establishments with 100 to 249 employees	1	X	X	X
	Establishments with 250 to 499 employees	—	X	X	X
	Establishments with 500 to 999 employees	—	X	X	X
	Establishments with 1,000 employees or more	—	X	X	X
42411	Printing and writing paper merchant wholesalers				
	All establishments	13	281	4 408	18 677
	Establishments with 1 to 4 employees	8	X	X	X
	Establishments with 5 to 9 employees	3	X	X	X
	Establishments with 10 to 19 employees	—	X	X	X
	Establishments with 20 to 49 employees	1	X	X	X
	Establishments with 50 to 99 employees	—	X	X	X
	Establishments with 100 to 249 employees	1	X	X	X
	Establishments with 250 to 499 employees	—	X	X	X
	Establishments with 500 to 999 employees	—	X	X	X
	Establishments with 1,000 employees or more	—	X	X	X
424110	Printing and writing paper merchant wholesalers				
	All establishments	13	281	4 408	18 677
	Establishments with 1 to 4 employees	8	X	X	X
	Establishments with 5 to 9 employees	3	X	X	X
	Establishments with 10 to 19 employees	—	X	X	X
	Establishments with 20 to 49 employees	1	X	X	X
	Establishments with 50 to 99 employees	—	X	X	X
	Establishments with 100 to 249 employees	1	X	X	X
	Establishments with 250 to 499 employees	—	X	X	X
	Establishments with 500 to 999 employees	—	X	X	X
	Establishments with 1,000 employees or more	—	X	X	X
42412	Stationery and office supplies merchant wholesalers				
	All establishments	18	135	1 731	7 039
	Establishments with 1 to 4 employees	12	X	X	X
	Establishments with 5 to 9 employees	1	X	X	X
	Establishments with 10 to 19 employees	4	X	X	X
	Establishments with 20 to 49 employees	—	X	X	X
	Establishments with 50 to 99 employees	1	X	X	X
	Establishments with 100 to 249 employees	—	X	X	X
	Establishments with 250 to 499 employees	—	X	X	X
	Establishments with 500 to 999 employees	—	X	X	X
	Establishments with 1,000 employees or more	—	X	X	X
424120	Stationery and office supplies merchant wholesalers				
	All establishments	18	135	1 731	7 039
	Establishments with 1 to 4 employees	12	X	X	X
	Establishments with 5 to 9 employees	1	X	X	X
	Establishments with 10 to 19 employees	4	X	X	X
	Establishments with 20 to 49 employees	—	X	X	X
	Establishments with 50 to 99 employees	1	X	X	X
	Establishments with 100 to 249 employees	—	X	X	X
	Establishments with 250 to 499 employees	—	X	X	X
	Establishments with 500 to 999 employees	—	X	X	X
	Establishments with 1,000 employees or more	—	X	X	X

See footnotes at end of table.

Table 5. Establishments, Employees, and Payroll by Industry and Employment Size of Establishments by County: 2004—Con.

[Excludes most government employees, railroad employees, and self-employed persons. Size class 1 to 4 employees includes establishments having payroll, but no employees, during mid-March pay period. For meaning of abbreviations and symbols, see introductory text. For explanation of terms, see Appendix A. For statement on reliability, see the note at the end of the table and Appendix C]

NAICS code	Geography, kind of business, and employment size class	Establishments (number)	Paid employees for pay period including March 12 (number)	First-quarter payroll (\$1,000)	Annual payroll (\$1,000)
42	ESSEX—Con.				
	Wholesale trade—Con.				
424	Nondurable goods merchant wholesalers—Con.				
4241	Paper and paper product merchant wholesalers—Con.				
42413	Industrial and personal service paper merchant wholesalers				
	All establishments	23	228	2 602	10 906
	Establishments with 1 to 4 employees	12	X	X	X
	Establishments with 5 to 9 employees	4	X	X	X
	Establishments with 10 to 19 employees	3	X	X	X
	Establishments with 20 to 49 employees	4	X	X	X
	Establishments with 50 to 99 employees	—	X	X	X
	Establishments with 100 to 249 employees	—	X	X	X
	Establishments with 250 to 499 employees	—	X	X	X
	Establishments with 500 to 999 employees	—	X	X	X
	Establishments with 1,000 employees or more	—	X	X	X
424130	Industrial and personal service paper merchant wholesalers				
	All establishments	23	228	2 602	10 906
	Establishments with 1 to 4 employees	12	X	X	X
	Establishments with 5 to 9 employees	4	X	X	X
	Establishments with 10 to 19 employees	3	X	X	X
	Establishments with 20 to 49 employees	4	X	X	X
	Establishments with 50 to 99 employees	—	X	X	X
	Establishments with 100 to 249 employees	—	X	X	X
	Establishments with 250 to 499 employees	—	X	X	X
	Establishments with 500 to 999 employees	—	X	X	X
	Establishments with 1,000 employees or more	—	X	X	X
4242	Drugs and druggists' sundries merchant wholesalers				
	All establishments	52	4 977	141 469	456 791
	Establishments with 1 to 4 employees	28	X	X	X
	Establishments with 5 to 9 employees	6	X	X	X
	Establishments with 10 to 19 employees	6	X	X	X
	Establishments with 20 to 49 employees	7	X	X	X
	Establishments with 50 to 99 employees	1	X	X	X
	Establishments with 100 to 249 employees	—	X	X	X
	Establishments with 250 to 499 employees	2	X	X	X
	Establishments with 500 to 999 employees	—	X	X	X
	Establishments with 1,000 employees or more	2	X	X	X
42421	Drugs and druggists' sundries merchant wholesalers				
	All establishments	52	4 977	141 469	456 791
	Establishments with 1 to 4 employees	28	X	X	X
	Establishments with 5 to 9 employees	6	X	X	X
	Establishments with 10 to 19 employees	6	X	X	X
	Establishments with 20 to 49 employees	7	X	X	X
	Establishments with 50 to 99 employees	1	X	X	X
	Establishments with 100 to 249 employees	—	X	X	X
	Establishments with 250 to 499 employees	2	X	X	X
	Establishments with 500 to 999 employees	—	X	X	X
	Establishments with 1,000 employees or more	2	X	X	X
424210	Drugs and druggists' sundries merchant wholesalers				
	All establishments	52	4 977	141 469	456 791
	Establishments with 1 to 4 employees	28	X	X	X
	Establishments with 5 to 9 employees	6	X	X	X
	Establishments with 10 to 19 employees	6	X	X	X
	Establishments with 20 to 49 employees	7	X	X	X
	Establishments with 50 to 99 employees	1	X	X	X
	Establishments with 100 to 249 employees	—	X	X	X
	Establishments with 250 to 499 employees	2	X	X	X
	Establishments with 500 to 999 employees	—	X	X	X
	Establishments with 1,000 employees or more	2	X	X	X
4243	Apparel, piece goods, and notions merchant wholesalers				
	All establishments	64	386	3 792	19 113
	Establishments with 1 to 4 employees	47	X	X	X
	Establishments with 5 to 9 employees	8	X	X	X
	Establishments with 10 to 19 employees	7	X	X	X
	Establishments with 20 to 49 employees	—	X	X	X
	Establishments with 50 to 99 employees	2	X	X	X
	Establishments with 100 to 249 employees	—	X	X	X
	Establishments with 250 to 499 employees	—	X	X	X
	Establishments with 500 to 999 employees	—	X	X	X
	Establishments with 1,000 employees or more	—	X	X	X
42433	Women's, children's, and infants' clothing and accessories merchant wholesalers				
	All establishments	29	266	2 629	13 199
	Establishments with 1 to 4 employees	21	X	X	X
	Establishments with 5 to 9 employees	2	X	X	X
	Establishments with 10 to 19 employees	4	X	X	X
	Establishments with 20 to 49 employees	—	X	X	X
	Establishments with 50 to 99 employees	2	X	X	X
	Establishments with 100 to 249 employees	—	X	X	X
	Establishments with 250 to 499 employees	—	X	X	X
	Establishments with 500 to 999 employees	—	X	X	X
	Establishments with 1,000 employees or more	—	X	X	X

See footnotes at end of table.

Table 5. Establishments, Employees, and Payroll by Industry and Employment Size of Establishments by County: 2004—Con.

[Excludes most government employees, railroad employees, and self-employed persons. Size class 1 to 4 employees includes establishments having payroll, but no employees, during mid-March pay period. For meaning of abbreviations and symbols, see introductory text. For explanation of terms, see Appendix A. For statement on reliability, see the note at the end of the table and Appendix C]

NAICS code	Geography, kind of business, and employment size class	Establishments (number)	Paid employees for pay period including March 12 (number)	First-quarter payroll (\$1,000)	Annual payroll (\$1,000)
42	ESSEX—Con.				
	Wholesale trade—Con.				
424	Nondurable goods merchant wholesalers—Con.				
4243	Apparel, piece goods, and notions merchant wholesalers—Con.				
42433	Women's, children's, and infants' clothing and accessories merchant wholesalers—Con.				
424330	Women's, children's, and infants' clothing and accessories merchant wholesalers				
	All establishments	29	266	2 629	13 199
	Establishments with 1 to 4 employees	21	X	X	X
	Establishments with 5 to 9 employees	2	X	X	X
	Establishments with 10 to 19 employees	4	X	X	X
	Establishments with 20 to 49 employees	—	X	X	X
	Establishments with 50 to 99 employees	2	X	X	X
	Establishments with 100 to 249 employees	—	X	X	X
	Establishments with 250 to 499 employees	—	X	X	X
	Establishments with 500 to 999 employees	—	X	X	X
	Establishments with 1,000 employees or more	—	X	X	X
4244	Grocery and related product merchant wholesalers				
	All establishments	153	2 299	21 752	93 946
	Establishments with 1 to 4 employees	78	X	X	X
	Establishments with 5 to 9 employees	25	X	X	X
	Establishments with 10 to 19 employees	25	X	X	X
	Establishments with 20 to 49 employees	16	X	X	X
	Establishments with 50 to 99 employees	3	X	X	X
	Establishments with 100 to 249 employees	6	X	X	X
	Establishments with 250 to 499 employees	—	X	X	X
	Establishments with 500 to 999 employees	—	X	X	X
	Establishments with 1,000 employees or more	—	X	X	X
42441	General line grocery merchant wholesalers				
	All establishments	14	139	1 045	4 236
	Establishments with 1 to 4 employees	8	X	X	X
	Establishments with 5 to 9 employees	3	X	X	X
	Establishments with 10 to 19 employees	1	X	X	X
	Establishments with 20 to 49 employees	2	X	X	X
	Establishments with 50 to 99 employees	—	X	X	X
	Establishments with 100 to 249 employees	—	X	X	X
	Establishments with 250 to 499 employees	—	X	X	X
	Establishments with 500 to 999 employees	—	X	X	X
	Establishments with 1,000 employees or more	—	X	X	X
424410	General line grocery merchant wholesalers				
	All establishments	14	139	1 045	4 236
	Establishments with 1 to 4 employees	8	X	X	X
	Establishments with 5 to 9 employees	3	X	X	X
	Establishments with 10 to 19 employees	1	X	X	X
	Establishments with 20 to 49 employees	2	X	X	X
	Establishments with 50 to 99 employees	—	X	X	X
	Establishments with 100 to 249 employees	—	X	X	X
	Establishments with 250 to 499 employees	—	X	X	X
	Establishments with 500 to 999 employees	—	X	X	X
	Establishments with 1,000 employees or more	—	X	X	X
42442	Packaged frozen food merchant wholesalers				
	All establishments	18	283	1 964	8 484
	Establishments with 1 to 4 employees	9	X	X	X
	Establishments with 5 to 9 employees	—	X	X	X
	Establishments with 10 to 19 employees	4	X	X	X
	Establishments with 20 to 49 employees	5	X	X	X
	Establishments with 50 to 99 employees	—	X	X	X
	Establishments with 100 to 249 employees	—	X	X	X
	Establishments with 250 to 499 employees	—	X	X	X
	Establishments with 500 to 999 employees	—	X	X	X
	Establishments with 1,000 employees or more	—	X	X	X
424420	Packaged frozen food merchant wholesalers				
	All establishments	18	283	1 964	8 484
	Establishments with 1 to 4 employees	9	X	X	X
	Establishments with 5 to 9 employees	—	X	X	X
	Establishments with 10 to 19 employees	4	X	X	X
	Establishments with 20 to 49 employees	5	X	X	X
	Establishments with 50 to 99 employees	—	X	X	X
	Establishments with 100 to 249 employees	—	X	X	X
	Establishments with 250 to 499 employees	—	X	X	X
	Establishments with 500 to 999 employees	—	X	X	X
	Establishments with 1,000 employees or more	—	X	X	X
42443	Dairy product (except dried or canned) merchant wholesalers				
	All establishments	13	253	3 554	16 330
	Establishments with 1 to 4 employees	8	X	X	X
	Establishments with 5 to 9 employees	1	X	X	X
	Establishments with 10 to 19 employees	1	X	X	X
	Establishments with 20 to 49 employees	1	X	X	X
	Establishments with 50 to 99 employees	1	X	X	X
	Establishments with 100 to 249 employees	1	X	X	X

See footnotes at end of table.

Table 5. Establishments, Employees, and Payroll by Industry and Employment Size of Establishments by County: 2004—Con.

[Excludes most government employees, railroad employees, and self-employed persons. Size class 1 to 4 employees includes establishments having payroll, but no employees, during mid-March pay period. For meaning of abbreviations and symbols, see introductory text. For explanation of terms, see Appendix A. For statement on reliability, see the note at the end of the table and Appendix C]

NAICS code	Geography, kind of business, and employment size class	Establishments (number)	Paid employees for pay period including March 12 (number)	First-quarter payroll (\$1,000)	Annual payroll (\$1,000)
	ESSEX—Con.				
42	Wholesale trade—Con.				
424	Nondurable goods merchant wholesalers—Con.				
4244	Grocery and related product merchant wholesalers—Con.				
42443	Dairy product (except dried or canned) merchant wholesalers—Con.				
	All establishments—Con.				
	Establishments with 250 to 499 employees	—	X	X	X
	Establishments with 500 to 999 employees	—	X	X	X
	Establishments with 1,000 employees or more	—	X	X	X
424430	Dairy product (except dried or canned) merchant wholesalers				
	All establishments	13	253	3 554	16 330
	Establishments with 1 to 4 employees	8	X	X	X
	Establishments with 5 to 9 employees	1	X	X	X
	Establishments with 10 to 19 employees	1	X	X	X
	Establishments with 20 to 49 employees	1	X	X	X
	Establishments with 50 to 99 employees	1	X	X	X
	Establishments with 100 to 249 employees	1	X	X	X
	Establishments with 250 to 499 employees	—	X	X	X
	Establishments with 500 to 999 employees	—	X	X	X
	Establishments with 1,000 employees or more	—	X	X	X
42447	Meat and meat product merchant wholesalers				
	All establishments	24	467	3 778	19 327
	Establishments with 1 to 4 employees	12	X	X	X
	Establishments with 5 to 9 employees	4	X	X	X
	Establishments with 10 to 19 employees	4	X	X	X
	Establishments with 20 to 49 employees	2	X	X	X
	Establishments with 50 to 99 employees	—	X	X	X
	Establishments with 100 to 249 employees	2	X	X	X
	Establishments with 250 to 499 employees	—	X	X	X
	Establishments with 500 to 999 employees	—	X	X	X
	Establishments with 1,000 employees or more	—	X	X	X
424470	Meat and meat product merchant wholesalers				
	All establishments	24	467	3 778	19 327
	Establishments with 1 to 4 employees	12	X	X	X
	Establishments with 5 to 9 employees	4	X	X	X
	Establishments with 10 to 19 employees	4	X	X	X
	Establishments with 20 to 49 employees	2	X	X	X
	Establishments with 50 to 99 employees	—	X	X	X
	Establishments with 100 to 249 employees	2	X	X	X
	Establishments with 250 to 499 employees	—	X	X	X
	Establishments with 500 to 999 employees	—	X	X	X
	Establishments with 1,000 employees or more	—	X	X	X
42448	Fresh fruit and vegetable merchant wholesalers				
	All establishments	18	451	3 848	16 548
	Establishments with 1 to 4 employees	7	X	X	X
	Establishments with 5 to 9 employees	7	X	X	X
	Establishments with 10 to 19 employees	1	X	X	X
	Establishments with 20 to 49 employees	—	X	X	X
	Establishments with 50 to 99 employees	1	X	X	X
	Establishments with 100 to 249 employees	2	X	X	X
	Establishments with 250 to 499 employees	—	X	X	X
	Establishments with 500 to 999 employees	—	X	X	X
	Establishments with 1,000 employees or more	—	X	X	X
424480	Fresh fruit and vegetable merchant wholesalers				
	All establishments	18	451	3 848	16 548
	Establishments with 1 to 4 employees	7	X	X	X
	Establishments with 5 to 9 employees	7	X	X	X
	Establishments with 10 to 19 employees	1	X	X	X
	Establishments with 20 to 49 employees	—	X	X	X
	Establishments with 50 to 99 employees	1	X	X	X
	Establishments with 100 to 249 employees	2	X	X	X
	Establishments with 250 to 499 employees	—	X	X	X
	Establishments with 500 to 999 employees	—	X	X	X
	Establishments with 1,000 employees or more	—	X	X	X
42449	Other grocery and related products merchant wholesalers				
	All establishments	47	574	6 338	24 119
	Establishments with 1 to 4 employees	22	X	X	X
	Establishments with 5 to 9 employees	9	X	X	X
	Establishments with 10 to 19 employees	9	X	X	X
	Establishments with 20 to 49 employees	5	X	X	X
	Establishments with 50 to 99 employees	1	X	X	X
	Establishments with 100 to 249 employees	1	X	X	X
	Establishments with 250 to 499 employees	—	X	X	X
	Establishments with 500 to 999 employees	—	X	X	X
	Establishments with 1,000 employees or more	—	X	X	X

See footnotes at end of table.

Table 5. Establishments, Employees, and Payroll by Industry and Employment Size of Establishments by County: 2004—Con.

[Excludes most government employees, railroad employees, and self-employed persons. Size class 1 to 4 employees includes establishments having payroll, but no employees, during mid-March pay period. For meaning of abbreviations and symbols, see introductory text. For explanation of terms, see Appendix A. For statement on reliability, see the note at the end of the table and Appendix C]

NAICS code	Geography, kind of business, and employment size class	Establishments (number)	Paid employees for pay period including March 12 (number)	First-quarter payroll (\$1,000)	Annual payroll (\$1,000)
42	ESSEX—Con.				
	Wholesale trade—Con.				
424	Nondurable goods merchant wholesalers—Con.				
4244	Grocery and related product merchant wholesalers—Con.				
42449	Other grocery and related products merchant wholesalers—Con.				
424490	Other grocery and related products merchant wholesalers				
	All establishments	47	574	6 338	24 119
	Establishments with 1 to 4 employees	22	X	X	X
	Establishments with 5 to 9 employees	9	X	X	X
	Establishments with 10 to 19 employees	9	X	X	X
	Establishments with 20 to 49 employees	5	X	X	X
	Establishments with 50 to 99 employees	1	X	X	X
	Establishments with 100 to 249 employees	1	X	X	X
	Establishments with 250 to 499 employees	—	X	X	X
	Establishments with 500 to 999 employees	—	X	X	X
	Establishments with 1,000 employees or more	—	X	X	X
4246	Chemical and allied products merchant wholesalers				
	All establishments	52	477	5 494	24 245
	Establishments with 1 to 4 employees	31	X	X	X
	Establishments with 5 to 9 employees	9	X	X	X
	Establishments with 10 to 19 employees	7	X	X	X
	Establishments with 20 to 49 employees	3	X	X	X
	Establishments with 50 to 99 employees	1	X	X	X
	Establishments with 100 to 249 employees	1	X	X	X
	Establishments with 250 to 499 employees	—	X	X	X
	Establishments with 500 to 999 employees	—	X	X	X
	Establishments with 1,000 employees or more	—	X	X	X
42461	Plastics materials and basic forms and shapes merchant wholesalers				
	All establishments	9	116	1 061	4 542
	Establishments with 1 to 4 employees	4	X	X	X
	Establishments with 5 to 9 employees	3	X	X	X
	Establishments with 10 to 19 employees	1	X	X	X
	Establishments with 20 to 49 employees	—	X	X	X
	Establishments with 50 to 99 employees	1	X	X	X
	Establishments with 100 to 249 employees	—	X	X	X
	Establishments with 250 to 499 employees	—	X	X	X
	Establishments with 500 to 999 employees	—	X	X	X
	Establishments with 1,000 employees or more	—	X	X	X
424610	Plastics materials and basic forms and shapes merchant wholesalers				
	All establishments	9	116	1 061	4 542
	Establishments with 1 to 4 employees	4	X	X	X
	Establishments with 5 to 9 employees	3	X	X	X
	Establishments with 10 to 19 employees	1	X	X	X
	Establishments with 20 to 49 employees	—	X	X	X
	Establishments with 50 to 99 employees	1	X	X	X
	Establishments with 100 to 249 employees	—	X	X	X
	Establishments with 250 to 499 employees	—	X	X	X
	Establishments with 500 to 999 employees	—	X	X	X
	Establishments with 1,000 employees or more	—	X	X	X
42469	Other chemical and allied products merchant wholesalers				
	All establishments	43	361	4 433	19 703
	Establishments with 1 to 4 employees	27	X	X	X
	Establishments with 5 to 9 employees	6	X	X	X
	Establishments with 10 to 19 employees	6	X	X	X
	Establishments with 20 to 49 employees	3	X	X	X
	Establishments with 50 to 99 employees	—	X	X	X
	Establishments with 100 to 249 employees	1	X	X	X
	Establishments with 250 to 499 employees	—	X	X	X
	Establishments with 500 to 999 employees	—	X	X	X
	Establishments with 1,000 employees or more	—	X	X	X
424690	Other chemical and allied products merchant wholesalers				
	All establishments	43	361	4 433	19 703
	Establishments with 1 to 4 employees	27	X	X	X
	Establishments with 5 to 9 employees	6	X	X	X
	Establishments with 10 to 19 employees	6	X	X	X
	Establishments with 20 to 49 employees	3	X	X	X
	Establishments with 50 to 99 employees	—	X	X	X
	Establishments with 100 to 249 employees	1	X	X	X
	Establishments with 250 to 499 employees	—	X	X	X
	Establishments with 500 to 999 employees	—	X	X	X
	Establishments with 1,000 employees or more	—	X	X	X
4247	Petroleum and petroleum products merchant wholesalers				
	All establishments	18	157	1 721	7 387
	Establishments with 1 to 4 employees	8	X	X	X
	Establishments with 5 to 9 employees	4	X	X	X
	Establishments with 10 to 19 employees	4	X	X	X
	Establishments with 20 to 49 employees	2	X	X	X
	Establishments with 50 to 99 employees	—	X	X	X
	Establishments with 100 to 249 employees	—	X	X	X
	Establishments with 250 to 499 employees	—	X	X	X
	Establishments with 500 to 999 employees	—	X	X	X
	Establishments with 1,000 employees or more	—	X	X	X

See footnotes at end of table.

Table 5. Establishments, Employees, and Payroll by Industry and Employment Size of Establishments by County: 2004—Con.

[Excludes most government employees, railroad employees, and self-employed persons. Size class 1 to 4 employees includes establishments having payroll, but no employees, during mid-March pay period. For meaning of abbreviations and symbols, see introductory text. For explanation of terms, see Appendix A. For statement on reliability, see the note at the end of the table and Appendix C]

NAICS code	Geography, kind of business, and employment size class	Establishments (number)	Paid employees for pay period including March 12 (number)	First-quarter payroll (\$1,000)	Annual payroll (\$1,000)
42	ESSEX—Con.				
	Wholesale trade—Con.				
424	Nondurable goods merchant wholesalers—Con.				
4248	Beer, wine, and distilled alcoholic beverage merchant wholesalers				
	All establishments	9	276	3 821	15 696
	Establishments with 1 to 4 employees	5	X	X	X
	Establishments with 5 to 9 employees	—	X	X	X
	Establishments with 10 to 19 employees	—	X	X	X
	Establishments with 20 to 49 employees	3	X	X	X
	Establishments with 50 to 99 employees	—	X	X	X
	Establishments with 100 to 249 employees	1	X	X	X
	Establishments with 250 to 499 employees	—	X	X	X
	Establishments with 500 to 999 employees	—	X	X	X
	Establishments with 1,000 employees or more	—	X	X	X
42482	Wine and distilled alcoholic beverage merchant wholesalers				
	All establishments	7	c	D	D
	Establishments with 1 to 4 employees	4	X	X	X
	Establishments with 5 to 9 employees	—	X	X	X
	Establishments with 10 to 19 employees	—	X	X	X
	Establishments with 20 to 49 employees	2	X	X	X
	Establishments with 50 to 99 employees	—	X	X	X
	Establishments with 100 to 249 employees	1	X	X	X
	Establishments with 250 to 499 employees	—	X	X	X
	Establishments with 500 to 999 employees	—	X	X	X
	Establishments with 1,000 employees or more	—	X	X	X
424820	Wine and distilled alcoholic beverage merchant wholesalers				
	All establishments	7	c	D	D
	Establishments with 1 to 4 employees	4	X	X	X
	Establishments with 5 to 9 employees	—	X	X	X
	Establishments with 10 to 19 employees	—	X	X	X
	Establishments with 20 to 49 employees	2	X	X	X
	Establishments with 50 to 99 employees	—	X	X	X
	Establishments with 100 to 249 employees	1	X	X	X
	Establishments with 250 to 499 employees	—	X	X	X
	Establishments with 500 to 999 employees	—	X	X	X
	Establishments with 1,000 employees or more	—	X	X	X
4249	Miscellaneous nondurable goods merchant wholesalers				
	All establishments	77	576	4 564	20 654
	Establishments with 1 to 4 employees	42	X	X	X
	Establishments with 5 to 9 employees	15	X	X	X
	Establishments with 10 to 19 employees	13	X	X	X
	Establishments with 20 to 49 employees	6	X	X	X
	Establishments with 50 to 99 employees	1	X	X	X
	Establishments with 100 to 249 employees	—	X	X	X
	Establishments with 250 to 499 employees	—	X	X	X
	Establishments with 500 to 999 employees	—	X	X	X
	Establishments with 1,000 employees or more	—	X	X	X
42494	Tobacco and tobacco product merchant wholesalers				
	All establishments	11	136	1 050	4 320
	Establishments with 1 to 4 employees	3	X	X	X
	Establishments with 5 to 9 employees	3	X	X	X
	Establishments with 10 to 19 employees	3	X	X	X
	Establishments with 20 to 49 employees	2	X	X	X
	Establishments with 50 to 99 employees	—	X	X	X
	Establishments with 100 to 249 employees	—	X	X	X
	Establishments with 250 to 499 employees	—	X	X	X
	Establishments with 500 to 999 employees	—	X	X	X
	Establishments with 1,000 employees or more	—	X	X	X
424940	Tobacco and tobacco product merchant wholesalers				
	All establishments	11	136	1 050	4 320
	Establishments with 1 to 4 employees	3	X	X	X
	Establishments with 5 to 9 employees	3	X	X	X
	Establishments with 10 to 19 employees	3	X	X	X
	Establishments with 20 to 49 employees	2	X	X	X
	Establishments with 50 to 99 employees	—	X	X	X
	Establishments with 100 to 249 employees	—	X	X	X
	Establishments with 250 to 499 employees	—	X	X	X
	Establishments with 500 to 999 employees	—	X	X	X
	Establishments with 1,000 employees or more	—	X	X	X
42499	Other miscellaneous nondurable goods merchant wholesalers				
	All establishments	41	178	1 186	5 100
	Establishments with 1 to 4 employees	27	X	X	X
	Establishments with 5 to 9 employees	9	X	X	X
	Establishments with 10 to 19 employees	4	X	X	X
	Establishments with 20 to 49 employees	1	X	X	X
	Establishments with 50 to 99 employees	—	X	X	X
	Establishments with 100 to 249 employees	—	X	X	X
	Establishments with 250 to 499 employees	—	X	X	X
	Establishments with 500 to 999 employees	—	X	X	X
	Establishments with 1,000 employees or more	—	X	X	X

See footnotes at end of table.

Table 5. Establishments, Employees, and Payroll by Industry and Employment Size of Establishments by County: 2004—Con.

[Excludes most government employees, railroad employees, and self-employed persons. Size class 1 to 4 employees includes establishments having payroll, but no employees, during mid-March pay period. For meaning of abbreviations and symbols, see introductory text. For explanation of terms, see Appendix A. For statement on reliability, see the note at the end of the table and Appendix C]

NAICS code	Geography, kind of business, and employment size class	Establishments (number)	Paid employees for pay period including March 12 (number)	First-quarter payroll (\$1,000)	Annual payroll (\$1,000)
42	ESSEX—Con.				
	Wholesale trade—Con.				
424	Nondurable goods merchant wholesalers—Con.				
4249	Miscellaneous nondurable goods merchant wholesalers—Con.				
42499	Other miscellaneous nondurable goods merchant wholesalers—Con.				
424990	Other miscellaneous nondurable goods merchant wholesalers				
	All establishments	41	178	1 186	5 100
	Establishments with 1 to 4 employees	27	X	X	X
	Establishments with 5 to 9 employees	9	X	X	X
	Establishments with 10 to 19 employees	4	X	X	X
	Establishments with 20 to 49 employees	1	X	X	X
	Establishments with 50 to 99 employees	—	X	X	X
	Establishments with 100 to 249 employees	—	X	X	X
	Establishments with 250 to 499 employees	—	X	X	X
	Establishments with 500 to 999 employees	—	X	X	X
	Establishments with 1,000 employees or more	—	X	X	X
425	Wholesale electronic markets and agents and brokers				
	All establishments	114	659	6 305	28 839
	Establishments with 1 to 4 employees	91	X	X	X
	Establishments with 5 to 9 employees	19	X	X	X
	Establishments with 10 to 19 employees	2	X	X	X
	Establishments with 20 to 49 employees	1	X	X	X
	Establishments with 50 to 99 employees	—	X	X	X
	Establishments with 100 to 249 employees	—	X	X	X
	Establishments with 250 to 499 employees	1	X	X	X
	Establishments with 500 to 999 employees	—	X	X	X
	Establishments with 1,000 employees or more	—	X	X	X
4251	Wholesale electronic markets and agents and brokers				
	All establishments	114	659	6 305	28 839
	Establishments with 1 to 4 employees	91	X	X	X
	Establishments with 5 to 9 employees	19	X	X	X
	Establishments with 10 to 19 employees	2	X	X	X
	Establishments with 20 to 49 employees	1	X	X	X
	Establishments with 50 to 99 employees	—	X	X	X
	Establishments with 100 to 249 employees	—	X	X	X
	Establishments with 250 to 499 employees	1	X	X	X
	Establishments with 500 to 999 employees	—	X	X	X
	Establishments with 1,000 employees or more	—	X	X	X
42512	Wholesale trade agents and brokers				
	All establishments	108	653	6 256	28 163
	Establishments with 1 to 4 employees	85	X	X	X
	Establishments with 5 to 9 employees	19	X	X	X
	Establishments with 10 to 19 employees	2	X	X	X
	Establishments with 20 to 49 employees	1	X	X	X
	Establishments with 50 to 99 employees	—	X	X	X
	Establishments with 100 to 249 employees	—	X	X	X
	Establishments with 250 to 499 employees	1	X	X	X
	Establishments with 500 to 999 employees	—	X	X	X
	Establishments with 1,000 employees or more	—	X	X	X
425120	Wholesale trade agents and brokers				
	All establishments	108	653	6 256	28 163
	Establishments with 1 to 4 employees	85	X	X	X
	Establishments with 5 to 9 employees	19	X	X	X
	Establishments with 10 to 19 employees	2	X	X	X
	Establishments with 20 to 49 employees	1	X	X	X
	Establishments with 50 to 99 employees	—	X	X	X
	Establishments with 100 to 249 employees	—	X	X	X
	Establishments with 250 to 499 employees	1	X	X	X
	Establishments with 500 to 999 employees	—	X	X	X
	Establishments with 1,000 employees or more	—	X	X	X
44-45	Retail trade				
	All establishments	2 993	30 658	170 845	729 700
	Establishments with 1 to 4 employees	1 768	X	X	X
	Establishments with 5 to 9 employees	589	X	X	X
	Establishments with 10 to 19 employees	327	X	X	X
	Establishments with 20 to 49 employees	200	X	X	X
	Establishments with 50 to 99 employees	68	X	X	X
	Establishments with 100 to 249 employees	29	X	X	X
	Establishments with 250 to 499 employees	11	X	X	X
	Establishments with 500 to 999 employees	1	X	X	X
	Establishments with 1,000 employees or more	—	X	X	X
441	Motor vehicle and parts dealers				
	All establishments	213	2 584	23 861	100 575
	Establishments with 1 to 4 employees	124	X	X	X
	Establishments with 5 to 9 employees	36	X	X	X
	Establishments with 10 to 19 employees	21	X	X	X
	Establishments with 20 to 49 employees	15	X	X	X
	Establishments with 50 to 99 employees	15	X	X	X
	Establishments with 100 to 249 employees	1	X	X	X
	Establishments with 250 to 499 employees	1	X	X	X
	Establishments with 500 to 999 employees	—	X	X	X
	Establishments with 1,000 employees or more	—	X	X	X

See footnotes at end of table.

Table 5. Establishments, Employees, and Payroll by Industry and Employment Size of Establishments by County: 2004—Con.

[Excludes most government employees, railroad employees, and self-employed persons. Size class 1 to 4 employees includes establishments having payroll, but no employees, during mid-March pay period. For meaning of abbreviations and symbols, see introductory text. For explanation of terms, see Appendix A. For statement on reliability, see the note at the end of the table and Appendix C]

NAICS code	Geography, kind of business, and employment size class	Establishments (number)	Paid employees for pay period including March 12 (number)	First-quarter payroll (\$1,000)	Annual payroll (\$1,000)
44-45	ESSEX—Con.				
	Retail trade—Con.				
441	Motor vehicle and parts dealers—Con.				
4411	Automobile dealers				
	All establishments	105	1 853	18 964	80 373
	Establishments with 1 to 4 employees	68	X	X	X
	Establishments with 5 to 9 employees	10	X	X	X
	Establishments with 10 to 19 employees	2	X	X	X
	Establishments with 20 to 49 employees	8	X	X	X
	Establishments with 50 to 99 employees	15	X	X	X
	Establishments with 100 to 249 employees	1	X	X	X
	Establishments with 250 to 499 employees	1	X	X	X
	Establishments with 500 to 999 employees	—	X	X	X
	Establishments with 1,000 employees or more	—	X	X	X
44111	New car dealers				
	All establishments	47	1 707	18 239	76 505
	Establishments with 1 to 4 employees	19	X	X	X
	Establishments with 5 to 9 employees	2	X	X	X
	Establishments with 10 to 19 employees	1	X	X	X
	Establishments with 20 to 49 employees	8	X	X	X
	Establishments with 50 to 99 employees	15	X	X	X
	Establishments with 100 to 249 employees	1	X	X	X
	Establishments with 250 to 499 employees	1	X	X	X
	Establishments with 500 to 999 employees	—	X	X	X
	Establishments with 1,000 employees or more	—	X	X	X
441110	New car dealers				
	All establishments	47	1 707	18 239	76 505
	Establishments with 1 to 4 employees	19	X	X	X
	Establishments with 5 to 9 employees	2	X	X	X
	Establishments with 10 to 19 employees	1	X	X	X
	Establishments with 20 to 49 employees	8	X	X	X
	Establishments with 50 to 99 employees	15	X	X	X
	Establishments with 100 to 249 employees	1	X	X	X
	Establishments with 250 to 499 employees	1	X	X	X
	Establishments with 500 to 999 employees	—	X	X	X
	Establishments with 1,000 employees or more	—	X	X	X
44112	Used car dealers				
	All establishments	58	146	725	3 868
	Establishments with 1 to 4 employees	49	X	X	X
	Establishments with 5 to 9 employees	8	X	X	X
	Establishments with 10 to 19 employees	1	X	X	X
	Establishments with 20 to 49 employees	—	X	X	X
	Establishments with 50 to 99 employees	—	X	X	X
	Establishments with 100 to 249 employees	—	X	X	X
	Establishments with 250 to 499 employees	—	X	X	X
	Establishments with 500 to 999 employees	—	X	X	X
	Establishments with 1,000 employees or more	—	X	X	X
441120	Used car dealers				
	All establishments	58	146	725	3 868
	Establishments with 1 to 4 employees	49	X	X	X
	Establishments with 5 to 9 employees	8	X	X	X
	Establishments with 10 to 19 employees	1	X	X	X
	Establishments with 20 to 49 employees	—	X	X	X
	Establishments with 50 to 99 employees	—	X	X	X
	Establishments with 100 to 249 employees	—	X	X	X
	Establishments with 250 to 499 employees	—	X	X	X
	Establishments with 500 to 999 employees	—	X	X	X
	Establishments with 1,000 employees or more	—	X	X	X
4413	Automotive parts, accessories, and tire stores				
	All establishments	102	679	4 356	17 968
	Establishments with 1 to 4 employees	53	X	X	X
	Establishments with 5 to 9 employees	25	X	X	X
	Establishments with 10 to 19 employees	18	X	X	X
	Establishments with 20 to 49 employees	6	X	X	X
	Establishments with 50 to 99 employees	—	X	X	X
	Establishments with 100 to 249 employees	—	X	X	X
	Establishments with 250 to 499 employees	—	X	X	X
	Establishments with 500 to 999 employees	—	X	X	X
	Establishments with 1,000 employees or more	—	X	X	X
44131	Automotive parts and accessories stores				
	All establishments	72	500	2 838	11 907
	Establishments with 1 to 4 employees	40	X	X	X
	Establishments with 5 to 9 employees	15	X	X	X
	Establishments with 10 to 19 employees	11	X	X	X
	Establishments with 20 to 49 employees	6	X	X	X
	Establishments with 50 to 99 employees	—	X	X	X
	Establishments with 100 to 249 employees	—	X	X	X
	Establishments with 250 to 499 employees	—	X	X	X
	Establishments with 500 to 999 employees	—	X	X	X
	Establishments with 1,000 employees or more	—	X	X	X

See footnotes at end of table.

Table 5. Establishments, Employees, and Payroll by Industry and Employment Size of Establishments by County: 2004—Con.

[Excludes most government employees, railroad employees, and self-employed persons. Size class 1 to 4 employees includes establishments having payroll, but no employees, during mid-March pay period. For meaning of abbreviations and symbols, see introductory text. For explanation of terms, see Appendix A. For statement on reliability, see the note at the end of the table and Appendix C]

NAICS code	Geography, kind of business, and employment size class	Establishments (number)	Paid employees for pay period including March 12 (number)	First-quarter payroll (\$1,000)	Annual payroll (\$1,000)
44-45	ESSEX—Con.				
	Retail trade—Con.				
441	Motor vehicle and parts dealers—Con.				
4413	Automotive parts, accessories, and tire stores—Con.				
44131	Automotive parts and accessories stores—Con.				
441310	Automotive parts and accessories stores				
	All establishments	72	500	2 838	11 907
	Establishments with 1 to 4 employees	40	X	X	X
	Establishments with 5 to 9 employees	15	X	X	X
	Establishments with 10 to 19 employees	11	X	X	X
	Establishments with 20 to 49 employees	6	X	X	X
	Establishments with 50 to 99 employees	—	X	X	X
	Establishments with 100 to 249 employees	—	X	X	X
	Establishments with 250 to 499 employees	—	X	X	X
	Establishments with 500 to 999 employees	—	X	X	X
	Establishments with 1,000 employees or more	—	X	X	X
44132	Tire dealers				
	All establishments	30	179	1 518	6 061
	Establishments with 1 to 4 employees	13	X	X	X
	Establishments with 5 to 9 employees	10	X	X	X
	Establishments with 10 to 19 employees	7	X	X	X
	Establishments with 20 to 49 employees	—	X	X	X
	Establishments with 50 to 99 employees	—	X	X	X
	Establishments with 100 to 249 employees	—	X	X	X
	Establishments with 250 to 499 employees	—	X	X	X
	Establishments with 500 to 999 employees	—	X	X	X
	Establishments with 1,000 employees or more	—	X	X	X
441320	Tire dealers				
	All establishments	30	179	1 518	6 061
	Establishments with 1 to 4 employees	13	X	X	X
	Establishments with 5 to 9 employees	10	X	X	X
	Establishments with 10 to 19 employees	7	X	X	X
	Establishments with 20 to 49 employees	—	X	X	X
	Establishments with 50 to 99 employees	—	X	X	X
	Establishments with 100 to 249 employees	—	X	X	X
	Establishments with 250 to 499 employees	—	X	X	X
	Establishments with 500 to 999 employees	—	X	X	X
	Establishments with 1,000 employees or more	—	X	X	X
442	Furniture and home furnishings stores				
	All establishments	149	1 232	8 036	32 064
	Establishments with 1 to 4 employees	90	X	X	X
	Establishments with 5 to 9 employees	19	X	X	X
	Establishments with 10 to 19 employees	19	X	X	X
	Establishments with 20 to 49 employees	19	X	X	X
	Establishments with 50 to 99 employees	2	X	X	X
	Establishments with 100 to 249 employees	—	X	X	X
	Establishments with 250 to 499 employees	—	X	X	X
	Establishments with 500 to 999 employees	—	X	X	X
	Establishments with 1,000 employees or more	—	X	X	X
4421	Furniture stores				
	All establishments	79	679	5 392	21 100
	Establishments with 1 to 4 employees	46	X	X	X
	Establishments with 5 to 9 employees	8	X	X	X
	Establishments with 10 to 19 employees	11	X	X	X
	Establishments with 20 to 49 employees	14	X	X	X
	Establishments with 50 to 99 employees	—	X	X	X
	Establishments with 100 to 249 employees	—	X	X	X
	Establishments with 250 to 499 employees	—	X	X	X
	Establishments with 500 to 999 employees	—	X	X	X
	Establishments with 1,000 employees or more	—	X	X	X
44211	Furniture stores				
	All establishments	79	679	5 392	21 100
	Establishments with 1 to 4 employees	46	X	X	X
	Establishments with 5 to 9 employees	8	X	X	X
	Establishments with 10 to 19 employees	11	X	X	X
	Establishments with 20 to 49 employees	14	X	X	X
	Establishments with 50 to 99 employees	—	X	X	X
	Establishments with 100 to 249 employees	—	X	X	X
	Establishments with 250 to 499 employees	—	X	X	X
	Establishments with 500 to 999 employees	—	X	X	X
	Establishments with 1,000 employees or more	—	X	X	X
442110	Furniture stores				
	All establishments	79	679	5 392	21 100
	Establishments with 1 to 4 employees	46	X	X	X
	Establishments with 5 to 9 employees	8	X	X	X
	Establishments with 10 to 19 employees	11	X	X	X
	Establishments with 20 to 49 employees	14	X	X	X
	Establishments with 50 to 99 employees	—	X	X	X
	Establishments with 100 to 249 employees	—	X	X	X
	Establishments with 250 to 499 employees	—	X	X	X
	Establishments with 500 to 999 employees	—	X	X	X
	Establishments with 1,000 employees or more	—	X	X	X

See footnotes at end of table.

Table 5. Establishments, Employees, and Payroll by Industry and Employment Size of Establishments by County: 2004—Con.

[Excludes most government employees, railroad employees, and self-employed persons. Size class 1 to 4 employees includes establishments having payroll, but no employees, during mid-March pay period. For meaning of abbreviations and symbols, see introductory text. For explanation of terms, see Appendix A. For statement on reliability, see the note at the end of the table and Appendix C]

NAICS code	Geography, kind of business, and employment size class	Establishments (number)	Paid employees for pay period including March 12 (number)	First-quarter payroll (\$1,000)	Annual payroll (\$1,000)
	ESSEX—Con.				
44-45	Retail trade—Con.				
442	Furniture and home furnishings stores—Con.				
4422	Home furnishings stores				
	All establishments	70	553	2 644	10 964
	Establishments with 1 to 4 employees	44	X	X	X
	Establishments with 5 to 9 employees	11	X	X	X
	Establishments with 10 to 19 employees	8	X	X	X
	Establishments with 20 to 49 employees	5	X	X	X
	Establishments with 50 to 99 employees	2	X	X	X
	Establishments with 100 to 249 employees	—	X	X	X
	Establishments with 250 to 499 employees	—	X	X	X
	Establishments with 500 to 999 employees	—	X	X	X
	Establishments with 1,000 employees or more	—	X	X	X
44229	Other home furnishings stores				
	All establishments	46	475	2 085	8 627
	Establishments with 1 to 4 employees	26	X	X	X
	Establishments with 5 to 9 employees	6	X	X	X
	Establishments with 10 to 19 employees	7	X	X	X
	Establishments with 20 to 49 employees	5	X	X	X
	Establishments with 50 to 99 employees	2	X	X	X
	Establishments with 100 to 249 employees	—	X	X	X
	Establishments with 250 to 499 employees	—	X	X	X
	Establishments with 500 to 999 employees	—	X	X	X
	Establishments with 1,000 employees or more	—	X	X	X
442299	All other home furnishings stores				
	All establishments	38	442	1 888	7 819
	Establishments with 1 to 4 employees	20	X	X	X
	Establishments with 5 to 9 employees	5	X	X	X
	Establishments with 10 to 19 employees	6	X	X	X
	Establishments with 20 to 49 employees	5	X	X	X
	Establishments with 50 to 99 employees	2	X	X	X
	Establishments with 100 to 249 employees	—	X	X	X
	Establishments with 250 to 499 employees	—	X	X	X
	Establishments with 500 to 999 employees	—	X	X	X
	Establishments with 1,000 employees or more	—	X	X	X
443	Electronics and appliance stores				
	All establishments	130	831	5 733	23 917
	Establishments with 1 to 4 employees	85	X	X	X
	Establishments with 5 to 9 employees	23	X	X	X
	Establishments with 10 to 19 employees	12	X	X	X
	Establishments with 20 to 49 employees	8	X	X	X
	Establishments with 50 to 99 employees	2	X	X	X
	Establishments with 100 to 249 employees	—	X	X	X
	Establishments with 250 to 499 employees	—	X	X	X
	Establishments with 500 to 999 employees	—	X	X	X
	Establishments with 1,000 employees or more	—	X	X	X
4431	Electronics and appliance stores				
	All establishments	130	831	5 733	23 917
	Establishments with 1 to 4 employees	85	X	X	X
	Establishments with 5 to 9 employees	23	X	X	X
	Establishments with 10 to 19 employees	12	X	X	X
	Establishments with 20 to 49 employees	8	X	X	X
	Establishments with 50 to 99 employees	2	X	X	X
	Establishments with 100 to 249 employees	—	X	X	X
	Establishments with 250 to 499 employees	—	X	X	X
	Establishments with 500 to 999 employees	—	X	X	X
	Establishments with 1,000 employees or more	—	X	X	X
44311	Appliance, television, and other electronics stores				
	All establishments	103	658	4 530	20 422
	Establishments with 1 to 4 employees	69	X	X	X
	Establishments with 5 to 9 employees	16	X	X	X
	Establishments with 10 to 19 employees	9	X	X	X
	Establishments with 20 to 49 employees	8	X	X	X
	Establishments with 50 to 99 employees	1	X	X	X
	Establishments with 100 to 249 employees	—	X	X	X
	Establishments with 250 to 499 employees	—	X	X	X
	Establishments with 500 to 999 employees	—	X	X	X
	Establishments with 1,000 employees or more	—	X	X	X
443111	Household appliance stores				
	All establishments	23	189	2 000	9 082
	Establishments with 1 to 4 employees	14	X	X	X
	Establishments with 5 to 9 employees	3	X	X	X
	Establishments with 10 to 19 employees	3	X	X	X
	Establishments with 20 to 49 employees	3	X	X	X
	Establishments with 50 to 99 employees	—	X	X	X
	Establishments with 100 to 249 employees	—	X	X	X
	Establishments with 250 to 499 employees	—	X	X	X
	Establishments with 500 to 999 employees	—	X	X	X
	Establishments with 1,000 employees or more	—	X	X	X

See footnotes at end of table.

Table 5. Establishments, Employees, and Payroll by Industry and Employment Size of Establishments by County: 2004—Con.

[Excludes most government employees, railroad employees, and self-employed persons. Size class 1 to 4 employees includes establishments having payroll, but no employees, during mid-March pay period. For meaning of abbreviations and symbols, see introductory text. For explanation of terms, see Appendix A. For statement on reliability, see the note at the end of the table and Appendix C]

NAICS code	Geography, kind of business, and employment size class	Establishments (number)	Paid employees for pay period including March 12 (number)	First-quarter payroll (\$1,000)	Annual payroll (\$1,000)
44-45	ESSEX—Con.				
	Retail trade—Con.				
443	Electronics and appliance stores—Con.				
4431	Electronics and appliance stores—Con.				
44311	Appliance, television, and other electronics stores—Con.				
443112	Radio, television, and other electronics stores				
	All establishments	80	469	2 530	11 340
	Establishments with 1 to 4 employees	55	X	X	X
	Establishments with 5 to 9 employees	13	X	X	X
	Establishments with 10 to 19 employees	6	X	X	X
	Establishments with 20 to 49 employees	5	X	X	X
	Establishments with 50 to 99 employees	1	X	X	X
	Establishments with 100 to 249 employees	—	X	X	X
	Establishments with 250 to 499 employees	—	X	X	X
	Establishments with 500 to 999 employees	—	X	X	X
	Establishments with 1,000 employees or more	—	X	X	X
44312	Computer and software stores				
	All establishments	20	146	1 036	2 931
	Establishments with 1 to 4 employees	11	X	X	X
	Establishments with 5 to 9 employees	6	X	X	X
	Establishments with 10 to 19 employees	2	X	X	X
	Establishments with 20 to 49 employees	—	X	X	X
	Establishments with 50 to 99 employees	1	X	X	X
	Establishments with 100 to 249 employees	—	X	X	X
	Establishments with 250 to 499 employees	—	X	X	X
	Establishments with 500 to 999 employees	—	X	X	X
	Establishments with 1,000 employees or more	—	X	X	X
443120	Computer and software stores				
	All establishments	20	146	1 036	2 931
	Establishments with 1 to 4 employees	11	X	X	X
	Establishments with 5 to 9 employees	6	X	X	X
	Establishments with 10 to 19 employees	2	X	X	X
	Establishments with 20 to 49 employees	—	X	X	X
	Establishments with 50 to 99 employees	1	X	X	X
	Establishments with 100 to 249 employees	—	X	X	X
	Establishments with 250 to 499 employees	—	X	X	X
	Establishments with 500 to 999 employees	—	X	X	X
	Establishments with 1,000 employees or more	—	X	X	X
444	Building material and garden equipment and supplies dealers				
	All establishments	135	1 607	14 004	65 309
	Establishments with 1 to 4 employees	54	X	X	X
	Establishments with 5 to 9 employees	42	X	X	X
	Establishments with 10 to 19 employees	22	X	X	X
	Establishments with 20 to 49 employees	15	X	X	X
	Establishments with 50 to 99 employees	—	X	X	X
	Establishments with 100 to 249 employees	1	X	X	X
	Establishments with 250 to 499 employees	1	X	X	X
	Establishments with 500 to 999 employees	—	X	X	X
	Establishments with 1,000 employees or more	—	X	X	X
4441	Building material and supplies dealers				
	All establishments	117	1 502	13 408	61 647
	Establishments with 1 to 4 employees	41	X	X	X
	Establishments with 5 to 9 employees	40	X	X	X
	Establishments with 10 to 19 employees	21	X	X	X
	Establishments with 20 to 49 employees	13	X	X	X
	Establishments with 50 to 99 employees	—	X	X	X
	Establishments with 100 to 249 employees	1	X	X	X
	Establishments with 250 to 499 employees	1	X	X	X
	Establishments with 500 to 999 employees	—	X	X	X
	Establishments with 1,000 employees or more	—	X	X	X
44411	Home centers				
	All establishments	5	278	1 799	7 937
	Establishments with 1 to 4 employees	1	X	X	X
	Establishments with 5 to 9 employees	1	X	X	X
	Establishments with 10 to 19 employees	1	X	X	X
	Establishments with 20 to 49 employees	1	X	X	X
	Establishments with 50 to 99 employees	—	X	X	X
	Establishments with 100 to 249 employees	1	X	X	X
	Establishments with 250 to 499 employees	—	X	X	X
	Establishments with 500 to 999 employees	—	X	X	X
	Establishments with 1,000 employees or more	—	X	X	X
444110	Home centers				
	All establishments	5	278	1 799	7 937
	Establishments with 1 to 4 employees	1	X	X	X
	Establishments with 5 to 9 employees	1	X	X	X
	Establishments with 10 to 19 employees	1	X	X	X
	Establishments with 20 to 49 employees	1	X	X	X
	Establishments with 50 to 99 employees	—	X	X	X
	Establishments with 100 to 249 employees	1	X	X	X
	Establishments with 250 to 499 employees	—	X	X	X
	Establishments with 500 to 999 employees	—	X	X	X
	Establishments with 1,000 employees or more	—	X	X	X

See footnotes at end of table.

Table 5. Establishments, Employees, and Payroll by Industry and Employment Size of Establishments by County: 2004—Con.

[Excludes most government employees, railroad employees, and self-employed persons. Size class 1 to 4 employees includes establishments having payroll, but no employees, during mid-March pay period. For meaning of abbreviations and symbols, see introductory text. For explanation of terms, see Appendix A. For statement on reliability, see the note at the end of the table and Appendix C]

NAICS code	Geography, kind of business, and employment size class	Establishments (number)	Paid employees for pay period including March 12 (number)	First-quarter payroll (\$1,000)	Annual payroll (\$1,000)
44-45	ESSEX—Con.				
	Retail trade—Con.				
444	Building material and garden equipment and supplies dealers—Con.				
4441	Building material and supplies dealers—Con.				
44412	Paint and wallpaper stores				
	All establishments	18	147	1 060	4 852
	Establishments with 1 to 4 employees	4	X	X	X
	Establishments with 5 to 9 employees	9	X	X	X
	Establishments with 10 to 19 employees	4	X	X	X
	Establishments with 20 to 49 employees	1	X	X	X
	Establishments with 50 to 99 employees	—	X	X	X
	Establishments with 100 to 249 employees	—	X	X	X
	Establishments with 250 to 499 employees	—	X	X	X
	Establishments with 500 to 999 employees	—	X	X	X
	Establishments with 1,000 employees or more	—	X	X	X
444120	Paint and wallpaper stores				
	All establishments	18	147	1 060	4 852
	Establishments with 1 to 4 employees	4	X	X	X
	Establishments with 5 to 9 employees	9	X	X	X
	Establishments with 10 to 19 employees	4	X	X	X
	Establishments with 20 to 49 employees	1	X	X	X
	Establishments with 50 to 99 employees	—	X	X	X
	Establishments with 100 to 249 employees	—	X	X	X
	Establishments with 250 to 499 employees	—	X	X	X
	Establishments with 500 to 999 employees	—	X	X	X
	Establishments with 1,000 employees or more	—	X	X	X
44413	Hardware stores				
	All establishments	28	172	1 258	4 870
	Establishments with 1 to 4 employees	15	X	X	X
	Establishments with 5 to 9 employees	6	X	X	X
	Establishments with 10 to 19 employees	6	X	X	X
	Establishments with 20 to 49 employees	1	X	X	X
	Establishments with 50 to 99 employees	—	X	X	X
	Establishments with 100 to 249 employees	—	X	X	X
	Establishments with 250 to 499 employees	—	X	X	X
	Establishments with 500 to 999 employees	—	X	X	X
	Establishments with 1,000 employees or more	—	X	X	X
444130	Hardware stores				
	All establishments	28	172	1 258	4 870
	Establishments with 1 to 4 employees	15	X	X	X
	Establishments with 5 to 9 employees	6	X	X	X
	Establishments with 10 to 19 employees	6	X	X	X
	Establishments with 20 to 49 employees	1	X	X	X
	Establishments with 50 to 99 employees	—	X	X	X
	Establishments with 100 to 249 employees	—	X	X	X
	Establishments with 250 to 499 employees	—	X	X	X
	Establishments with 500 to 999 employees	—	X	X	X
	Establishments with 1,000 employees or more	—	X	X	X
44419	Other building material dealers				
	All establishments	66	905	9 291	43 988
	Establishments with 1 to 4 employees	21	X	X	X
	Establishments with 5 to 9 employees	24	X	X	X
	Establishments with 10 to 19 employees	10	X	X	X
	Establishments with 20 to 49 employees	10	X	X	X
	Establishments with 50 to 99 employees	—	X	X	X
	Establishments with 100 to 249 employees	—	X	X	X
	Establishments with 250 to 499 employees	1	X	X	X
	Establishments with 500 to 999 employees	—	X	X	X
	Establishments with 1,000 employees or more	—	X	X	X
444190	Other building material dealers				
	All establishments	66	905	9 291	43 988
	Establishments with 1 to 4 employees	21	X	X	X
	Establishments with 5 to 9 employees	24	X	X	X
	Establishments with 10 to 19 employees	10	X	X	X
	Establishments with 20 to 49 employees	10	X	X	X
	Establishments with 50 to 99 employees	—	X	X	X
	Establishments with 100 to 249 employees	—	X	X	X
	Establishments with 250 to 499 employees	1	X	X	X
	Establishments with 500 to 999 employees	—	X	X	X
	Establishments with 1,000 employees or more	—	X	X	X
4442	Lawn and garden equipment and supplies stores				
	All establishments	18	105	596	3 662
	Establishments with 1 to 4 employees	13	X	X	X
	Establishments with 5 to 9 employees	2	X	X	X
	Establishments with 10 to 19 employees	1	X	X	X
	Establishments with 20 to 49 employees	2	X	X	X
	Establishments with 50 to 99 employees	—	X	X	X
	Establishments with 100 to 249 employees	—	X	X	X
	Establishments with 250 to 499 employees	—	X	X	X
	Establishments with 500 to 999 employees	—	X	X	X
	Establishments with 1,000 employees or more	—	X	X	X

See footnotes at end of table.

Table 5. Establishments, Employees, and Payroll by Industry and Employment Size of Establishments by County: 2004—Con.

[Excludes most government employees, railroad employees, and self-employed persons. Size class 1 to 4 employees includes establishments having payroll, but no employees, during mid-March pay period. For meaning of abbreviations and symbols, see introductory text. For explanation of terms, see Appendix A. For statement on reliability, see the note at the end of the table and Appendix C]

NAICS code	Geography, kind of business, and employment size class	Establishments (number)	Paid employees for pay period including March 12 (number)	First-quarter payroll (\$1,000)	Annual payroll (\$1,000)
	ESSEX—Con.				
44-45	Retail trade—Con.				
445	Food and beverage stores				
	All establishments	718	7 854	37 825	160 231
	Establishments with 1 to 4 employees	544	X	X	X
	Establishments with 5 to 9 employees	83	X	X	X
	Establishments with 10 to 19 employees	32	X	X	X
	Establishments with 20 to 49 employees	24	X	X	X
	Establishments with 50 to 99 employees	10	X	X	X
	Establishments with 100 to 249 employees	20	X	X	X
	Establishments with 250 to 499 employees	5	X	X	X
	Establishments with 500 to 999 employees	—	X	X	X
	Establishments with 1,000 employees or more	—	X	X	X
4451	Grocery stores				
	All establishments	404	6 665	33 079	139 645
	Establishments with 1 to 4 employees	306	X	X	X
	Establishments with 5 to 9 employees	31	X	X	X
	Establishments with 10 to 19 employees	13	X	X	X
	Establishments with 20 to 49 employees	20	X	X	X
	Establishments with 50 to 99 employees	9	X	X	X
	Establishments with 100 to 249 employees	20	X	X	X
	Establishments with 250 to 499 employees	5	X	X	X
	Establishments with 500 to 999 employees	—	X	X	X
	Establishments with 1,000 employees or more	—	X	X	X
44511	Supermarkets and other grocery (except convenience) stores				
	All establishments	295	6 402	32 117	135 719
	Establishments with 1 to 4 employees	206	X	X	X
	Establishments with 5 to 9 employees	28	X	X	X
	Establishments with 10 to 19 employees	8	X	X	X
	Establishments with 20 to 49 employees	19	X	X	X
	Establishments with 50 to 99 employees	9	X	X	X
	Establishments with 100 to 249 employees	20	X	X	X
	Establishments with 250 to 499 employees	5	X	X	X
	Establishments with 500 to 999 employees	—	X	X	X
	Establishments with 1,000 employees or more	—	X	X	X
445110	Supermarkets and other grocery (except convenience) stores				
	All establishments	295	6 402	32 117	135 719
	Establishments with 1 to 4 employees	206	X	X	X
	Establishments with 5 to 9 employees	28	X	X	X
	Establishments with 10 to 19 employees	8	X	X	X
	Establishments with 20 to 49 employees	19	X	X	X
	Establishments with 50 to 99 employees	9	X	X	X
	Establishments with 100 to 249 employees	20	X	X	X
	Establishments with 250 to 499 employees	5	X	X	X
	Establishments with 500 to 999 employees	—	X	X	X
	Establishments with 1,000 employees or more	—	X	X	X
44512	Convenience stores				
	All establishments	109	263	962	3 926
	Establishments with 1 to 4 employees	100	X	X	X
	Establishments with 5 to 9 employees	3	X	X	X
	Establishments with 10 to 19 employees	5	X	X	X
	Establishments with 20 to 49 employees	1	X	X	X
	Establishments with 50 to 99 employees	—	X	X	X
	Establishments with 100 to 249 employees	—	X	X	X
	Establishments with 250 to 499 employees	—	X	X	X
	Establishments with 500 to 999 employees	—	X	X	X
	Establishments with 1,000 employees or more	—	X	X	X
445120	Convenience stores				
	All establishments	109	263	962	3 926
	Establishments with 1 to 4 employees	100	X	X	X
	Establishments with 5 to 9 employees	3	X	X	X
	Establishments with 10 to 19 employees	5	X	X	X
	Establishments with 20 to 49 employees	1	X	X	X
	Establishments with 50 to 99 employees	—	X	X	X
	Establishments with 100 to 249 employees	—	X	X	X
	Establishments with 250 to 499 employees	—	X	X	X
	Establishments with 500 to 999 employees	—	X	X	X
	Establishments with 1,000 employees or more	—	X	X	X
4452	Specialty food stores				
	All establishments	109	420	1 610	7 359
	Establishments with 1 to 4 employees	76	X	X	X
	Establishments with 5 to 9 employees	22	X	X	X
	Establishments with 10 to 19 employees	8	X	X	X
	Establishments with 20 to 49 employees	3	X	X	X
	Establishments with 50 to 99 employees	—	X	X	X
	Establishments with 100 to 249 employees	—	X	X	X
	Establishments with 250 to 499 employees	—	X	X	X
	Establishments with 500 to 999 employees	—	X	X	X
	Establishments with 1,000 employees or more	—	X	X	X

See footnotes at end of table.

Table 5. Establishments, Employees, and Payroll by Industry and Employment Size of Establishments by County: 2004—Con.

[Excludes most government employees, railroad employees, and self-employed persons. Size class 1 to 4 employees includes establishments having payroll, but no employees, during mid-March pay period. For meaning of abbreviations and symbols, see introductory text. For explanation of terms, see Appendix A. For statement on reliability, see the note at the end of the table and Appendix C]

NAICS code	Geography, kind of business, and employment size class	Establishments (number)	Paid employees for pay period including March 12 (number)	First-quarter payroll (\$1,000)	Annual payroll (\$1,000)
ESSEX—Con.					
44-45	Retail trade—Con.				
445	Food and beverage stores—Con.				
4452	Specialty food stores—Con.				
44521	Meat markets				
	All establishments	35	155	685	2 643
	Establishments with 1 to 4 employees	22	X	X	X
	Establishments with 5 to 9 employees	10	X	X	X
	Establishments with 10 to 19 employees	1	X	X	X
	Establishments with 20 to 49 employees	2	X	X	X
	Establishments with 50 to 99 employees	—	X	X	X
	Establishments with 100 to 249 employees	—	X	X	X
	Establishments with 250 to 499 employees	—	X	X	X
	Establishments with 500 to 999 employees	—	X	X	X
	Establishments with 1,000 employees or more	—	X	X	X
445210	Meat markets				
	All establishments	35	155	685	2 643
	Establishments with 1 to 4 employees	22	X	X	X
	Establishments with 5 to 9 employees	10	X	X	X
	Establishments with 10 to 19 employees	1	X	X	X
	Establishments with 20 to 49 employees	2	X	X	X
	Establishments with 50 to 99 employees	—	X	X	X
	Establishments with 100 to 249 employees	—	X	X	X
	Establishments with 250 to 499 employees	—	X	X	X
	Establishments with 500 to 999 employees	—	X	X	X
	Establishments with 1,000 employees or more	—	X	X	X
44529	Other specialty food stores				
	All establishments	46	183	639	2 938
	Establishments with 1 to 4 employees	32	X	X	X
	Establishments with 5 to 9 employees	7	X	X	X
	Establishments with 10 to 19 employees	7	X	X	X
	Establishments with 20 to 49 employees	—	X	X	X
	Establishments with 50 to 99 employees	—	X	X	X
	Establishments with 100 to 249 employees	—	X	X	X
	Establishments with 250 to 499 employees	—	X	X	X
	Establishments with 500 to 999 employees	—	X	X	X
	Establishments with 1,000 employees or more	—	X	X	X
4453	Beer, wine, and liquor stores				
	All establishments	205	769	3 136	13 227
	Establishments with 1 to 4 employees	162	X	X	X
	Establishments with 5 to 9 employees	30	X	X	X
	Establishments with 10 to 19 employees	11	X	X	X
	Establishments with 20 to 49 employees	1	X	X	X
	Establishments with 50 to 99 employees	1	X	X	X
	Establishments with 100 to 249 employees	—	X	X	X
	Establishments with 250 to 499 employees	—	X	X	X
	Establishments with 500 to 999 employees	—	X	X	X
	Establishments with 1,000 employees or more	—	X	X	X
44531	Beer, wine, and liquor stores				
	All establishments	205	769	3 136	13 227
	Establishments with 1 to 4 employees	162	X	X	X
	Establishments with 5 to 9 employees	30	X	X	X
	Establishments with 10 to 19 employees	11	X	X	X
	Establishments with 20 to 49 employees	1	X	X	X
	Establishments with 50 to 99 employees	1	X	X	X
	Establishments with 100 to 249 employees	—	X	X	X
	Establishments with 250 to 499 employees	—	X	X	X
	Establishments with 500 to 999 employees	—	X	X	X
	Establishments with 1,000 employees or more	—	X	X	X
445310	Beer, wine, and liquor stores				
	All establishments	205	769	3 136	13 227
	Establishments with 1 to 4 employees	162	X	X	X
	Establishments with 5 to 9 employees	30	X	X	X
	Establishments with 10 to 19 employees	11	X	X	X
	Establishments with 20 to 49 employees	1	X	X	X
	Establishments with 50 to 99 employees	1	X	X	X
	Establishments with 100 to 249 employees	—	X	X	X
	Establishments with 250 to 499 employees	—	X	X	X
	Establishments with 500 to 999 employees	—	X	X	X
	Establishments with 1,000 employees or more	—	X	X	X
446	Health and personal care stores				
	All establishments	290	3 110	16 956	72 459
	Establishments with 1 to 4 employees	143	X	X	X
	Establishments with 5 to 9 employees	56	X	X	X
	Establishments with 10 to 19 employees	41	X	X	X
	Establishments with 20 to 49 employees	41	X	X	X
	Establishments with 50 to 99 employees	9	X	X	X
	Establishments with 100 to 249 employees	—	X	X	X
	Establishments with 250 to 499 employees	—	X	X	X
	Establishments with 500 to 999 employees	—	X	X	X
	Establishments with 1,000 employees or more	—	X	X	X

See footnotes at end of table.

Table 5. Establishments, Employees, and Payroll by Industry and Employment Size of Establishments by County: 2004—Con.

[Excludes most government employees, railroad employees, and self-employed persons. Size class 1 to 4 employees includes establishments having payroll, but no employees, during mid-March pay period. For meaning of abbreviations and symbols, see introductory text. For explanation of terms, see Appendix A. For statement on reliability, see the note at the end of the table and Appendix C]

NAICS code	Geography, kind of business, and employment size class	Establishments (number)	Paid employees for pay period including March 12 (number)	First-quarter payroll (\$1,000)	Annual payroll (\$1,000)
	ESSEX—Con.				
44-45	Retail trade—Con.				
446	Health and personal care stores—Con.				
4461	Health and personal care stores				
	All establishments	290	3 110	16 956	72 459
	Establishments with 1 to 4 employees	143	X	X	X
	Establishments with 5 to 9 employees	56	X	X	X
	Establishments with 10 to 19 employees	41	X	X	X
	Establishments with 20 to 49 employees	41	X	X	X
	Establishments with 50 to 99 employees	9	X	X	X
	Establishments with 100 to 249 employees	—	X	X	X
	Establishments with 250 to 499 employees	—	X	X	X
	Establishments with 500 to 999 employees	—	X	X	X
	Establishments with 1,000 employees or more	—	X	X	X
44611	Pharmacies and drug stores				
	All establishments	156	2 555	13 944	59 406
	Establishments with 1 to 4 employees	49	X	X	X
	Establishments with 5 to 9 employees	25	X	X	X
	Establishments with 10 to 19 employees	33	X	X	X
	Establishments with 20 to 49 employees	40	X	X	X
	Establishments with 50 to 99 employees	9	X	X	X
	Establishments with 100 to 249 employees	—	X	X	X
	Establishments with 250 to 499 employees	—	X	X	X
	Establishments with 500 to 999 employees	—	X	X	X
	Establishments with 1,000 employees or more	—	X	X	X
446110	Pharmacies and drug stores				
	All establishments	156	2 555	13 944	59 406
	Establishments with 1 to 4 employees	49	X	X	X
	Establishments with 5 to 9 employees	25	X	X	X
	Establishments with 10 to 19 employees	33	X	X	X
	Establishments with 20 to 49 employees	40	X	X	X
	Establishments with 50 to 99 employees	9	X	X	X
	Establishments with 100 to 249 employees	—	X	X	X
	Establishments with 250 to 499 employees	—	X	X	X
	Establishments with 500 to 999 employees	—	X	X	X
	Establishments with 1,000 employees or more	—	X	X	X
44612	Cosmetics, beauty supplies, and perfume stores				
	All establishments	51	244	1 084	4 469
	Establishments with 1 to 4 employees	37	X	X	X
	Establishments with 5 to 9 employees	8	X	X	X
	Establishments with 10 to 19 employees	5	X	X	X
	Establishments with 20 to 49 employees	1	X	X	X
	Establishments with 50 to 99 employees	—	X	X	X
	Establishments with 100 to 249 employees	—	X	X	X
	Establishments with 250 to 499 employees	—	X	X	X
	Establishments with 500 to 999 employees	—	X	X	X
	Establishments with 1,000 employees or more	—	X	X	X
446120	Cosmetics, beauty supplies, and perfume stores				
	All establishments	51	244	1 084	4 469
	Establishments with 1 to 4 employees	37	X	X	X
	Establishments with 5 to 9 employees	8	X	X	X
	Establishments with 10 to 19 employees	5	X	X	X
	Establishments with 20 to 49 employees	1	X	X	X
	Establishments with 50 to 99 employees	—	X	X	X
	Establishments with 100 to 249 employees	—	X	X	X
	Establishments with 250 to 499 employees	—	X	X	X
	Establishments with 500 to 999 employees	—	X	X	X
	Establishments with 1,000 employees or more	—	X	X	X
44613	Optical goods stores				
	All establishments	44	182	1 214	5 166
	Establishments with 1 to 4 employees	28	X	X	X
	Establishments with 5 to 9 employees	14	X	X	X
	Establishments with 10 to 19 employees	2	X	X	X
	Establishments with 20 to 49 employees	—	X	X	X
	Establishments with 50 to 99 employees	—	X	X	X
	Establishments with 100 to 249 employees	—	X	X	X
	Establishments with 250 to 499 employees	—	X	X	X
	Establishments with 500 to 999 employees	—	X	X	X
	Establishments with 1,000 employees or more	—	X	X	X
446130	Optical goods stores				
	All establishments	44	182	1 214	5 166
	Establishments with 1 to 4 employees	28	X	X	X
	Establishments with 5 to 9 employees	14	X	X	X
	Establishments with 10 to 19 employees	2	X	X	X
	Establishments with 20 to 49 employees	—	X	X	X
	Establishments with 50 to 99 employees	—	X	X	X
	Establishments with 100 to 249 employees	—	X	X	X
	Establishments with 250 to 499 employees	—	X	X	X
	Establishments with 500 to 999 employees	—	X	X	X
	Establishments with 1,000 employees or more	—	X	X	X

See footnotes at end of table.

Table 5. Establishments, Employees, and Payroll by Industry and Employment Size of Establishments by County: 2004—Con.

[Excludes most government employees, railroad employees, and self-employed persons. Size class 1 to 4 employees includes establishments having payroll, but no employees, during mid-March pay period. For meaning of abbreviations and symbols, see introductory text. For explanation of terms, see Appendix A. For statement on reliability, see the note at the end of the table and Appendix C]

NAICS code	Geography, kind of business, and employment size class	Establishments (number)	Paid employees for pay period including March 12 (number)	First-quarter payroll (\$1,000)	Annual payroll (\$1,000)
	ESSEX—Con.				
44-45	Retail trade—Con.				
446	Health and personal care stores—Con.				
4461	Health and personal care stores—Con.				
44619	Other health and personal care stores				
	All establishments	39	129	714	3 418
	Establishments with 1 to 4 employees	29	X	X	X
	Establishments with 5 to 9 employees	9	X	X	X
	Establishments with 10 to 19 employees	1	X	X	X
	Establishments with 20 to 49 employees	—	X	X	X
	Establishments with 50 to 99 employees	—	X	X	X
	Establishments with 100 to 249 employees	—	X	X	X
	Establishments with 250 to 499 employees	—	X	X	X
	Establishments with 500 to 999 employees	—	X	X	X
	Establishments with 1,000 employees or more	—	X	X	X
447	Gasoline stations				
	All establishments	211	858	4 168	16 662
	Establishments with 1 to 4 employees	146	X	X	X
	Establishments with 5 to 9 employees	50	X	X	X
	Establishments with 10 to 19 employees	13	X	X	X
	Establishments with 20 to 49 employees	2	X	X	X
	Establishments with 50 to 99 employees	—	X	X	X
	Establishments with 100 to 249 employees	—	X	X	X
	Establishments with 250 to 499 employees	—	X	X	X
	Establishments with 500 to 999 employees	—	X	X	X
	Establishments with 1,000 employees or more	—	X	X	X
4471	Gasoline stations				
	All establishments	211	858	4 168	16 662
	Establishments with 1 to 4 employees	146	X	X	X
	Establishments with 5 to 9 employees	50	X	X	X
	Establishments with 10 to 19 employees	13	X	X	X
	Establishments with 20 to 49 employees	2	X	X	X
	Establishments with 50 to 99 employees	—	X	X	X
	Establishments with 100 to 249 employees	—	X	X	X
	Establishments with 250 to 499 employees	—	X	X	X
	Establishments with 500 to 999 employees	—	X	X	X
	Establishments with 1,000 employees or more	—	X	X	X
44711	Gasoline stations with convenience stores				
	All establishments	35	200	792	3 269
	Establishments with 1 to 4 employees	20	X	X	X
	Establishments with 5 to 9 employees	10	X	X	X
	Establishments with 10 to 19 employees	4	X	X	X
	Establishments with 20 to 49 employees	1	X	X	X
	Establishments with 50 to 99 employees	—	X	X	X
	Establishments with 100 to 249 employees	—	X	X	X
	Establishments with 250 to 499 employees	—	X	X	X
	Establishments with 500 to 999 employees	—	X	X	X
	Establishments with 1,000 employees or more	—	X	X	X
447110	Gasoline stations with convenience stores				
	All establishments	35	200	792	3 269
	Establishments with 1 to 4 employees	20	X	X	X
	Establishments with 5 to 9 employees	10	X	X	X
	Establishments with 10 to 19 employees	4	X	X	X
	Establishments with 20 to 49 employees	1	X	X	X
	Establishments with 50 to 99 employees	—	X	X	X
	Establishments with 100 to 249 employees	—	X	X	X
	Establishments with 250 to 499 employees	—	X	X	X
	Establishments with 500 to 999 employees	—	X	X	X
	Establishments with 1,000 employees or more	—	X	X	X
44719	Other gasoline stations				
	All establishments	176	658	3 376	13 393
	Establishments with 1 to 4 employees	126	X	X	X
	Establishments with 5 to 9 employees	40	X	X	X
	Establishments with 10 to 19 employees	9	X	X	X
	Establishments with 20 to 49 employees	1	X	X	X
	Establishments with 50 to 99 employees	—	X	X	X
	Establishments with 100 to 249 employees	—	X	X	X
	Establishments with 250 to 499 employees	—	X	X	X
	Establishments with 500 to 999 employees	—	X	X	X
	Establishments with 1,000 employees or more	—	X	X	X
447190	Other gasoline stations				
	All establishments	176	658	3 376	13 393
	Establishments with 1 to 4 employees	126	X	X	X
	Establishments with 5 to 9 employees	40	X	X	X
	Establishments with 10 to 19 employees	9	X	X	X
	Establishments with 20 to 49 employees	1	X	X	X
	Establishments with 50 to 99 employees	—	X	X	X
	Establishments with 100 to 249 employees	—	X	X	X
	Establishments with 250 to 499 employees	—	X	X	X
	Establishments with 500 to 999 employees	—	X	X	X
	Establishments with 1,000 employees or more	—	X	X	X

See footnotes at end of table.

Table 5. Establishments, Employees, and Payroll by Industry and Employment Size of Establishments by County: 2004—Con.

[Excludes most government employees, railroad employees, and self-employed persons. Size class 1 to 4 employees includes establishments having payroll, but no employees, during mid-March pay period. For meaning of abbreviations and symbols, see introductory text. For explanation of terms, see Appendix A. For statement on reliability, see the note at the end of the table and Appendix C]

NAICS code	Geography, kind of business, and employment size class	Establishments (number)	Paid employees for pay period including March 12 (number)	First-quarter payroll (\$1,000)	Annual payroll (\$1,000)
	ESSEX—Con.				
44-45	Retail trade—Con.				
448	Clothing and clothing accessories stores				
	All establishments	562	6 090	26 792	110 989
	Establishments with 1 to 4 employees	243	X	X	X
	Establishments with 5 to 9 employees	156	X	X	X
	Establishments with 10 to 19 employees	93	X	X	X
	Establishments with 20 to 49 employees	46	X	X	X
	Establishments with 50 to 99 employees	22	X	X	X
	Establishments with 100 to 249 employees	1	X	X	X
	Establishments with 250 to 499 employees	1	X	X	X
	Establishments with 500 to 999 employees	—	X	X	X
	Establishments with 1,000 employees or more	—	X	X	X
4481	Clothing stores				
	All establishments	372	4 956	20 215	83 510
	Establishments with 1 to 4 employees	156	X	X	X
	Establishments with 5 to 9 employees	85	X	X	X
	Establishments with 10 to 19 employees	65	X	X	X
	Establishments with 20 to 49 employees	43	X	X	X
	Establishments with 50 to 99 employees	21	X	X	X
	Establishments with 100 to 249 employees	1	X	X	X
	Establishments with 250 to 499 employees	1	X	X	X
	Establishments with 500 to 999 employees	—	X	X	X
	Establishments with 1,000 employees or more	—	X	X	X
44811	Men's clothing stores				
	All establishments	58	494	2 484	10 576
	Establishments with 1 to 4 employees	31	X	X	X
	Establishments with 5 to 9 employees	13	X	X	X
	Establishments with 10 to 19 employees	6	X	X	X
	Establishments with 20 to 49 employees	7	X	X	X
	Establishments with 50 to 99 employees	1	X	X	X
	Establishments with 100 to 249 employees	—	X	X	X
	Establishments with 250 to 499 employees	—	X	X	X
	Establishments with 500 to 999 employees	—	X	X	X
	Establishments with 1,000 employees or more	—	X	X	X
448110	Men's clothing stores				
	All establishments	58	494	2 484	10 576
	Establishments with 1 to 4 employees	31	X	X	X
	Establishments with 5 to 9 employees	13	X	X	X
	Establishments with 10 to 19 employees	6	X	X	X
	Establishments with 20 to 49 employees	7	X	X	X
	Establishments with 50 to 99 employees	1	X	X	X
	Establishments with 100 to 249 employees	—	X	X	X
	Establishments with 250 to 499 employees	—	X	X	X
	Establishments with 500 to 999 employees	—	X	X	X
	Establishments with 1,000 employees or more	—	X	X	X
44812	Women's clothing stores				
	All establishments	147	1 884	6 622	28 029
	Establishments with 1 to 4 employees	48	X	X	X
	Establishments with 5 to 9 employees	41	X	X	X
	Establishments with 10 to 19 employees	33	X	X	X
	Establishments with 20 to 49 employees	17	X	X	X
	Establishments with 50 to 99 employees	7	X	X	X
	Establishments with 100 to 249 employees	1	X	X	X
	Establishments with 250 to 499 employees	—	X	X	X
	Establishments with 500 to 999 employees	—	X	X	X
	Establishments with 1,000 employees or more	—	X	X	X
448120	Women's clothing stores				
	All establishments	147	1 884	6 622	28 029
	Establishments with 1 to 4 employees	48	X	X	X
	Establishments with 5 to 9 employees	41	X	X	X
	Establishments with 10 to 19 employees	33	X	X	X
	Establishments with 20 to 49 employees	17	X	X	X
	Establishments with 50 to 99 employees	7	X	X	X
	Establishments with 100 to 249 employees	1	X	X	X
	Establishments with 250 to 499 employees	—	X	X	X
	Establishments with 500 to 999 employees	—	X	X	X
	Establishments with 1,000 employees or more	—	X	X	X
44813	Children's and infants' clothing stores				
	All establishments	44	546	1 826	7 535
	Establishments with 1 to 4 employees	17	X	X	X
	Establishments with 5 to 9 employees	6	X	X	X
	Establishments with 10 to 19 employees	11	X	X	X
	Establishments with 20 to 49 employees	9	X	X	X
	Establishments with 50 to 99 employees	1	X	X	X
	Establishments with 100 to 249 employees	—	X	X	X
	Establishments with 250 to 499 employees	—	X	X	X
	Establishments with 500 to 999 employees	—	X	X	X
	Establishments with 1,000 employees or more	—	X	X	X

See footnotes at end of table.

Table 5. Establishments, Employees, and Payroll by Industry and Employment Size of Establishments by County: 2004—Con.

[Excludes most government employees, railroad employees, and self-employed persons. Size class 1 to 4 employees includes establishments having payroll, but no employees, during mid-March pay period. For meaning of abbreviations and symbols, see introductory text. For explanation of terms, see Appendix A. For statement on reliability, see the note at the end of the table and Appendix C]

NAICS code	Geography, kind of business, and employment size class	Establishments (number)	Paid employees for pay period including March 12 (number)	First-quarter payroll (\$1,000)	Annual payroll (\$1,000)
	ESSEX—Con.				
44-45	Retail trade—Con.				
448	Clothing and clothing accessories stores—Con.				
4481	Clothing stores—Con.				
44813	Children's and infants' clothing stores—Con.				
448130	Children's and infants' clothing stores				
	All establishments	44	546	1 826	7 535
	Establishments with 1 to 4 employees	17	X	X	X
	Establishments with 5 to 9 employees	6	X	X	X
	Establishments with 10 to 19 employees	11	X	X	X
	Establishments with 20 to 49 employees	9	X	X	X
	Establishments with 50 to 99 employees	1	X	X	X
	Establishments with 100 to 249 employees	—	X	X	X
	Establishments with 250 to 499 employees	—	X	X	X
	Establishments with 500 to 999 employees	—	X	X	X
	Establishments with 1,000 employees or more	—	X	X	X
44814	Family clothing stores				
	All establishments	69	1 733	7 593	30 273
	Establishments with 1 to 4 employees	25	X	X	X
	Establishments with 5 to 9 employees	12	X	X	X
	Establishments with 10 to 19 employees	13	X	X	X
	Establishments with 20 to 49 employees	7	X	X	X
	Establishments with 50 to 99 employees	11	X	X	X
	Establishments with 100 to 249 employees	—	X	X	X
	Establishments with 250 to 499 employees	1	X	X	X
	Establishments with 500 to 999 employees	—	X	X	X
	Establishments with 1,000 employees or more	—	X	X	X
448140	Family clothing stores				
	All establishments	69	1 733	7 593	30 273
	Establishments with 1 to 4 employees	25	X	X	X
	Establishments with 5 to 9 employees	12	X	X	X
	Establishments with 10 to 19 employees	13	X	X	X
	Establishments with 20 to 49 employees	7	X	X	X
	Establishments with 50 to 99 employees	11	X	X	X
	Establishments with 100 to 249 employees	—	X	X	X
	Establishments with 250 to 499 employees	1	X	X	X
	Establishments with 500 to 999 employees	—	X	X	X
	Establishments with 1,000 employees or more	—	X	X	X
44819	Other clothing stores				
	All establishments	35	223	1 056	3 979
	Establishments with 1 to 4 employees	21	X	X	X
	Establishments with 5 to 9 employees	9	X	X	X
	Establishments with 10 to 19 employees	2	X	X	X
	Establishments with 20 to 49 employees	2	X	X	X
	Establishments with 50 to 99 employees	1	X	X	X
	Establishments with 100 to 249 employees	—	X	X	X
	Establishments with 250 to 499 employees	—	X	X	X
	Establishments with 500 to 999 employees	—	X	X	X
	Establishments with 1,000 employees or more	—	X	X	X
448190	Other clothing stores				
	All establishments	35	223	1 056	3 979
	Establishments with 1 to 4 employees	21	X	X	X
	Establishments with 5 to 9 employees	9	X	X	X
	Establishments with 10 to 19 employees	2	X	X	X
	Establishments with 20 to 49 employees	2	X	X	X
	Establishments with 50 to 99 employees	1	X	X	X
	Establishments with 100 to 249 employees	—	X	X	X
	Establishments with 250 to 499 employees	—	X	X	X
	Establishments with 500 to 999 employees	—	X	X	X
	Establishments with 1,000 employees or more	—	X	X	X
4482	Shoe stores				
	All establishments	93	591	2 562	10 847
	Establishments with 1 to 4 employees	35	X	X	X
	Establishments with 5 to 9 employees	39	X	X	X
	Establishments with 10 to 19 employees	18	X	X	X
	Establishments with 20 to 49 employees	1	X	X	X
	Establishments with 50 to 99 employees	—	X	X	X
	Establishments with 100 to 249 employees	—	X	X	X
	Establishments with 250 to 499 employees	—	X	X	X
	Establishments with 500 to 999 employees	—	X	X	X
	Establishments with 1,000 employees or more	—	X	X	X
44821	Shoe stores				
	All establishments	93	591	2 562	10 847
	Establishments with 1 to 4 employees	35	X	X	X
	Establishments with 5 to 9 employees	39	X	X	X
	Establishments with 10 to 19 employees	18	X	X	X
	Establishments with 20 to 49 employees	1	X	X	X
	Establishments with 50 to 99 employees	—	X	X	X
	Establishments with 100 to 249 employees	—	X	X	X
	Establishments with 250 to 499 employees	—	X	X	X
	Establishments with 500 to 999 employees	—	X	X	X
	Establishments with 1,000 employees or more	—	X	X	X

See footnotes at end of table.

Table 5. Establishments, Employees, and Payroll by Industry and Employment Size of Establishments by County: 2004—Con.

[Excludes most government employees, railroad employees, and self-employed persons. Size class 1 to 4 employees includes establishments having payroll, but no employees, during mid-March pay period. For meaning of abbreviations and symbols, see introductory text. For explanation of terms, see Appendix A. For statement on reliability, see the note at the end of the table and Appendix C]

NAICS code	Geography, kind of business, and employment size class	Establishments (number)	Paid employees for pay period including March 12 (number)	First-quarter payroll (\$1,000)	Annual payroll (\$1,000)
	ESSEX—Con.				
44-45	Retail trade—Con.				
448	Clothing and clothing accessories stores—Con.				
4482	Shoe stores—Con.				
44821	Shoe stores—Con.				
448210	Shoe stores				
	All establishments	93	591	2 562	10 847
	Establishments with 1 to 4 employees	35	X	X	X
	Establishments with 5 to 9 employees	39	X	X	X
	Establishments with 10 to 19 employees	18	X	X	X
	Establishments with 20 to 49 employees	1	X	X	X
	Establishments with 50 to 99 employees	—	X	X	X
	Establishments with 100 to 249 employees	—	X	X	X
	Establishments with 250 to 499 employees	—	X	X	X
	Establishments with 500 to 999 employees	—	X	X	X
	Establishments with 1,000 employees or more	—	X	X	X
4483	Jewelry, luggage, and leather goods stores				
	All establishments	97	543	4 015	16 632
	Establishments with 1 to 4 employees	52	X	X	X
	Establishments with 5 to 9 employees	32	X	X	X
	Establishments with 10 to 19 employees	10	X	X	X
	Establishments with 20 to 49 employees	2	X	X	X
	Establishments with 50 to 99 employees	1	X	X	X
	Establishments with 100 to 249 employees	—	X	X	X
	Establishments with 250 to 499 employees	—	X	X	X
	Establishments with 500 to 999 employees	—	X	X	X
	Establishments with 1,000 employees or more	—	X	X	X
44831	Jewelry stores				
	All establishments	91	499	3 602	15 084
	Establishments with 1 to 4 employees	52	X	X	X
	Establishments with 5 to 9 employees	28	X	X	X
	Establishments with 10 to 19 employees	8	X	X	X
	Establishments with 20 to 49 employees	2	X	X	X
	Establishments with 50 to 99 employees	1	X	X	X
	Establishments with 100 to 249 employees	—	X	X	X
	Establishments with 250 to 499 employees	—	X	X	X
	Establishments with 500 to 999 employees	—	X	X	X
	Establishments with 1,000 employees or more	—	X	X	X
448310	Jewelry stores				
	All establishments	91	499	3 602	15 084
	Establishments with 1 to 4 employees	52	X	X	X
	Establishments with 5 to 9 employees	28	X	X	X
	Establishments with 10 to 19 employees	8	X	X	X
	Establishments with 20 to 49 employees	2	X	X	X
	Establishments with 50 to 99 employees	1	X	X	X
	Establishments with 100 to 249 employees	—	X	X	X
	Establishments with 250 to 499 employees	—	X	X	X
	Establishments with 500 to 999 employees	—	X	X	X
	Establishments with 1,000 employees or more	—	X	X	X
451	Sporting goods, hobby, book, and music stores				
	All establishments	154	1 160	4 696	19 902
	Establishments with 1 to 4 employees	84	X	X	X
	Establishments with 5 to 9 employees	32	X	X	X
	Establishments with 10 to 19 employees	23	X	X	X
	Establishments with 20 to 49 employees	13	X	X	X
	Establishments with 50 to 99 employees	2	X	X	X
	Establishments with 100 to 249 employees	—	X	X	X
	Establishments with 250 to 499 employees	—	X	X	X
	Establishments with 500 to 999 employees	—	X	X	X
	Establishments with 1,000 employees or more	—	X	X	X
4511	Sporting goods, hobby, and musical instrument stores				
	All establishments	74	568	2 423	10 596
	Establishments with 1 to 4 employees	45	X	X	X
	Establishments with 5 to 9 employees	7	X	X	X
	Establishments with 10 to 19 employees	13	X	X	X
	Establishments with 20 to 49 employees	8	X	X	X
	Establishments with 50 to 99 employees	1	X	X	X
	Establishments with 100 to 249 employees	—	X	X	X
	Establishments with 250 to 499 employees	—	X	X	X
	Establishments with 500 to 999 employees	—	X	X	X
	Establishments with 1,000 employees or more	—	X	X	X
45111	Sporting goods stores				
	All establishments	31	147	745	3 087
	Establishments with 1 to 4 employees	21	X	X	X
	Establishments with 5 to 9 employees	3	X	X	X
	Establishments with 10 to 19 employees	6	X	X	X
	Establishments with 20 to 49 employees	1	X	X	X
	Establishments with 50 to 99 employees	—	X	X	X
	Establishments with 100 to 249 employees	—	X	X	X
	Establishments with 250 to 499 employees	—	X	X	X
	Establishments with 500 to 999 employees	—	X	X	X
	Establishments with 1,000 employees or more	—	X	X	X

See footnotes at end of table.

Table 5. Establishments, Employees, and Payroll by Industry and Employment Size of Establishments by County: 2004—Con.

[Excludes most government employees, railroad employees, and self-employed persons. Size class 1 to 4 employees includes establishments having payroll, but no employees, during mid-March pay period. For meaning of abbreviations and symbols, see introductory text. For explanation of terms, see Appendix A. For statement on reliability, see the note at the end of the table and Appendix C]

NAICS code	Geography, kind of business, and employment size class	Establishments (number)	Paid employees for pay period including March 12 (number)	First-quarter payroll (\$1,000)	Annual payroll (\$1,000)
44-45	ESSEX—Con.				
	Retail trade—Con.				
451	Sporting goods, hobby, book, and music stores—Con.				
4511	Sporting goods, hobby, and musical instrument stores—Con.				
45111	Sporting goods stores—Con.				
451110	Sporting goods stores				
	All establishments	31	147	745	3 087
	Establishments with 1 to 4 employees	21	X	X	X
	Establishments with 5 to 9 employees	3	X	X	X
	Establishments with 10 to 19 employees	6	X	X	X
	Establishments with 20 to 49 employees	1	X	X	X
	Establishments with 50 to 99 employees	—	X	X	X
	Establishments with 100 to 249 employees	—	X	X	X
	Establishments with 250 to 499 employees	—	X	X	X
	Establishments with 500 to 999 employees	—	X	X	X
	Establishments with 1,000 employees or more	—	X	X	X
45112	Hobby, toy, and game stores				
	All establishments	28	336	1 193	5 238
	Establishments with 1 to 4 employees	12	X	X	X
	Establishments with 5 to 9 employees	4	X	X	X
	Establishments with 10 to 19 employees	6	X	X	X
	Establishments with 20 to 49 employees	5	X	X	X
	Establishments with 50 to 99 employees	1	X	X	X
	Establishments with 100 to 249 employees	—	X	X	X
	Establishments with 250 to 499 employees	—	X	X	X
	Establishments with 500 to 999 employees	—	X	X	X
	Establishments with 1,000 employees or more	—	X	X	X
451120	Hobby, toy, and game stores				
	All establishments	28	336	1 193	5 238
	Establishments with 1 to 4 employees	12	X	X	X
	Establishments with 5 to 9 employees	4	X	X	X
	Establishments with 10 to 19 employees	6	X	X	X
	Establishments with 20 to 49 employees	5	X	X	X
	Establishments with 50 to 99 employees	1	X	X	X
	Establishments with 100 to 249 employees	—	X	X	X
	Establishments with 250 to 499 employees	—	X	X	X
	Establishments with 500 to 999 employees	—	X	X	X
	Establishments with 1,000 employees or more	—	X	X	X
4512	Book, periodical, and music stores				
	All establishments	80	592	2 273	9 306
	Establishments with 1 to 4 employees	39	X	X	X
	Establishments with 5 to 9 employees	25	X	X	X
	Establishments with 10 to 19 employees	10	X	X	X
	Establishments with 20 to 49 employees	5	X	X	X
	Establishments with 50 to 99 employees	1	X	X	X
	Establishments with 100 to 249 employees	—	X	X	X
	Establishments with 250 to 499 employees	—	X	X	X
	Establishments with 500 to 999 employees	—	X	X	X
	Establishments with 1,000 employees or more	—	X	X	X
45121	Book stores and news dealers				
	All establishments	62	491	1 993	8 204
	Establishments with 1 to 4 employees	27	X	X	X
	Establishments with 5 to 9 employees	22	X	X	X
	Establishments with 10 to 19 employees	8	X	X	X
	Establishments with 20 to 49 employees	4	X	X	X
	Establishments with 50 to 99 employees	1	X	X	X
	Establishments with 100 to 249 employees	—	X	X	X
	Establishments with 250 to 499 employees	—	X	X	X
	Establishments with 500 to 999 employees	—	X	X	X
	Establishments with 1,000 employees or more	—	X	X	X
451211	Book stores				
	All establishments	31	303	1 222	5 104
	Establishments with 1 to 4 employees	11	X	X	X
	Establishments with 5 to 9 employees	8	X	X	X
	Establishments with 10 to 19 employees	8	X	X	X
	Establishments with 20 to 49 employees	4	X	X	X
	Establishments with 50 to 99 employees	—	X	X	X
	Establishments with 100 to 249 employees	—	X	X	X
	Establishments with 250 to 499 employees	—	X	X	X
	Establishments with 500 to 999 employees	—	X	X	X
	Establishments with 1,000 employees or more	—	X	X	X
451212	News dealers and newsstands				
	All establishments	31	188	771	3 100
	Establishments with 1 to 4 employees	16	X	X	X
	Establishments with 5 to 9 employees	14	X	X	X
	Establishments with 10 to 19 employees	—	X	X	X
	Establishments with 20 to 49 employees	—	X	X	X
	Establishments with 50 to 99 employees	1	X	X	X
	Establishments with 100 to 249 employees	—	X	X	X
	Establishments with 250 to 499 employees	—	X	X	X
	Establishments with 500 to 999 employees	—	X	X	X

See footnotes at end of table.

Table 5. Establishments, Employees, and Payroll by Industry and Employment Size of Establishments by County: 2004—Con.

[Excludes most government employees, railroad employees, and self-employed persons. Size class 1 to 4 employees includes establishments having payroll, but no employees, during mid-March pay period. For meaning of abbreviations and symbols, see introductory text. For explanation of terms, see Appendix A. For statement on reliability, see the note at the end of the table and Appendix C]

NAICS code	Geography, kind of business, and employment size class	Establishments (number)	Paid employees for pay period including March 12 (number)	First-quarter payroll (\$1,000)	Annual payroll (\$1,000)
	ESSEX—Con.				
44-45	Retail trade—Con.				
451	Sporting goods, hobby, book, and music stores—Con.				
4512	Book, periodical, and music stores—Con.				
45121	Book stores and news dealers—Con.				
451212	News dealers and newsstands—Con.				
	All establishments—Con.				
	Establishments with 1,000 employees or more	—	X	X	X
45122	Prerecorded tape, compact disc, and record stores				
	All establishments	18	101	280	1 102
	Establishments with 1 to 4 employees	12	X	X	X
	Establishments with 5 to 9 employees	3	X	X	X
	Establishments with 10 to 19 employees	2	X	X	X
	Establishments with 20 to 49 employees	1	X	X	X
	Establishments with 50 to 99 employees	—	X	X	X
	Establishments with 100 to 249 employees	—	X	X	X
	Establishments with 250 to 499 employees	—	X	X	X
	Establishments with 500 to 999 employees	—	X	X	X
	Establishments with 1,000 employees or more	—	X	X	X
451220	Prerecorded tape, compact disc, and record stores				
	All establishments	18	101	280	1 102
	Establishments with 1 to 4 employees	12	X	X	X
	Establishments with 5 to 9 employees	3	X	X	X
	Establishments with 10 to 19 employees	2	X	X	X
	Establishments with 20 to 49 employees	1	X	X	X
	Establishments with 50 to 99 employees	—	X	X	X
	Establishments with 100 to 249 employees	—	X	X	X
	Establishments with 250 to 499 employees	—	X	X	X
	Establishments with 500 to 999 employees	—	X	X	X
	Establishments with 1,000 employees or more	—	X	X	X
452	General merchandise stores				
	All establishments	79	3 300	15 113	65 312
	Establishments with 1 to 4 employees	30	X	X	X
	Establishments with 5 to 9 employees	23	X	X	X
	Establishments with 10 to 19 employees	10	X	X	X
	Establishments with 20 to 49 employees	3	X	X	X
	Establishments with 50 to 99 employees	4	X	X	X
	Establishments with 100 to 249 employees	5	X	X	X
	Establishments with 250 to 499 employees	3	X	X	X
	Establishments with 500 to 999 employees	1	X	X	X
	Establishments with 1,000 employees or more	—	X	X	X
4521	Department stores				
	All establishments	11	2 742	12 982	55 803
	Establishments with 1 to 4 employees	—	X	X	X
	Establishments with 5 to 9 employees	—	X	X	X
	Establishments with 10 to 19 employees	—	X	X	X
	Establishments with 20 to 49 employees	—	X	X	X
	Establishments with 50 to 99 employees	2	X	X	X
	Establishments with 100 to 249 employees	5	X	X	X
	Establishments with 250 to 499 employees	3	X	X	X
	Establishments with 500 to 999 employees	1	X	X	X
	Establishments with 1,000 employees or more	—	X	X	X
45211	Department stores				
	All establishments	11	2 742	12 982	55 803
	Establishments with 1 to 4 employees	—	X	X	X
	Establishments with 5 to 9 employees	—	X	X	X
	Establishments with 10 to 19 employees	—	X	X	X
	Establishments with 20 to 49 employees	—	X	X	X
	Establishments with 50 to 99 employees	2	X	X	X
	Establishments with 100 to 249 employees	5	X	X	X
	Establishments with 250 to 499 employees	3	X	X	X
	Establishments with 500 to 999 employees	1	X	X	X
	Establishments with 1,000 employees or more	—	X	X	X
452111	Department stores (except discount department stores)				
	All establishments	7	2 090	10 574	45 573
	Establishments with 1 to 4 employees	—	X	X	X
	Establishments with 5 to 9 employees	—	X	X	X
	Establishments with 10 to 19 employees	—	X	X	X
	Establishments with 20 to 49 employees	—	X	X	X
	Establishments with 50 to 99 employees	1	X	X	X
	Establishments with 100 to 249 employees	3	X	X	X
	Establishments with 250 to 499 employees	2	X	X	X
	Establishments with 500 to 999 employees	1	X	X	X
	Establishments with 1,000 employees or more	—	X	X	X

See footnotes at end of table.

Table 5. Establishments, Employees, and Payroll by Industry and Employment Size of Establishments by County: 2004—Con.

[Excludes most government employees, railroad employees, and self-employed persons. Size class 1 to 4 employees includes establishments having payroll, but no employees, during mid-March pay period. For meaning of abbreviations and symbols, see introductory text. For explanation of terms, see Appendix A. For statement on reliability, see the note at the end of the table and Appendix C]

NAICS code	Geography, kind of business, and employment size class	Establishments (number)	Paid employees for pay period including March 12 (number)	First-quarter payroll (\$1,000)	Annual payroll (\$1,000)
44-45	ESSEX—Con.				
	Retail trade—Con.				
452	General merchandise stores—Con.				
4521	Department stores—Con.				
45211	Department stores—Con.				
452112	Discount department stores				
	All establishments	4	652	2 408	10 230
	Establishments with 1 to 4 employees	—	X	X	X
	Establishments with 5 to 9 employees	—	X	X	X
	Establishments with 10 to 19 employees	—	X	X	X
	Establishments with 20 to 49 employees	—	X	X	X
	Establishments with 50 to 99 employees	1	X	X	X
	Establishments with 100 to 249 employees	2	X	X	X
	Establishments with 250 to 499 employees	1	X	X	X
	Establishments with 500 to 999 employees	—	X	X	X
	Establishments with 1,000 employees or more	—	X	X	X
4529	Other general merchandise stores				
	All establishments	68	558	2 131	9 509
	Establishments with 1 to 4 employees	30	X	X	X
	Establishments with 5 to 9 employees	23	X	X	X
	Establishments with 10 to 19 employees	10	X	X	X
	Establishments with 20 to 49 employees	3	X	X	X
	Establishments with 50 to 99 employees	2	X	X	X
	Establishments with 100 to 249 employees	—	X	X	X
	Establishments with 250 to 499 employees	—	X	X	X
	Establishments with 500 to 999 employees	—	X	X	X
	Establishments with 1,000 employees or more	—	X	X	X
45299	All other general merchandise stores				
	All establishments	68	558	2 131	9 509
	Establishments with 1 to 4 employees	30	X	X	X
	Establishments with 5 to 9 employees	23	X	X	X
	Establishments with 10 to 19 employees	10	X	X	X
	Establishments with 20 to 49 employees	3	X	X	X
	Establishments with 50 to 99 employees	2	X	X	X
	Establishments with 100 to 249 employees	—	X	X	X
	Establishments with 250 to 499 employees	—	X	X	X
	Establishments with 500 to 999 employees	—	X	X	X
	Establishments with 1,000 employees or more	—	X	X	X
452990	All other general merchandise stores				
	All establishments	68	558	2 131	9 509
	Establishments with 1 to 4 employees	30	X	X	X
	Establishments with 5 to 9 employees	23	X	X	X
	Establishments with 10 to 19 employees	10	X	X	X
	Establishments with 20 to 49 employees	3	X	X	X
	Establishments with 50 to 99 employees	2	X	X	X
	Establishments with 100 to 249 employees	—	X	X	X
	Establishments with 250 to 499 employees	—	X	X	X
	Establishments with 500 to 999 employees	—	X	X	X
	Establishments with 1,000 employees or more	—	X	X	X
453	Miscellaneous store retailers				
	All establishments	241	1 280	5 532	24 704
	Establishments with 1 to 4 employees	154	X	X	X
	Establishments with 5 to 9 employees	51	X	X	X
	Establishments with 10 to 19 employees	25	X	X	X
	Establishments with 20 to 49 employees	11	X	X	X
	Establishments with 50 to 99 employees	—	X	X	X
	Establishments with 100 to 249 employees	—	X	X	X
	Establishments with 250 to 499 employees	—	X	X	X
	Establishments with 500 to 999 employees	—	X	X	X
	Establishments with 1,000 employees or more	—	X	X	X
4531	Florists				
	All establishments	49	254	1 139	4 790
	Establishments with 1 to 4 employees	29	X	X	X
	Establishments with 5 to 9 employees	14	X	X	X
	Establishments with 10 to 19 employees	5	X	X	X
	Establishments with 20 to 49 employees	1	X	X	X
	Establishments with 50 to 99 employees	—	X	X	X
	Establishments with 100 to 249 employees	—	X	X	X
	Establishments with 250 to 499 employees	—	X	X	X
	Establishments with 500 to 999 employees	—	X	X	X
	Establishments with 1,000 employees or more	—	X	X	X
45311	Florists				
	All establishments	49	254	1 139	4 790
	Establishments with 1 to 4 employees	29	X	X	X
	Establishments with 5 to 9 employees	14	X	X	X
	Establishments with 10 to 19 employees	5	X	X	X
	Establishments with 20 to 49 employees	1	X	X	X
	Establishments with 50 to 99 employees	—	X	X	X
	Establishments with 100 to 249 employees	—	X	X	X
	Establishments with 250 to 499 employees	—	X	X	X
	Establishments with 500 to 999 employees	—	X	X	X
	Establishments with 1,000 employees or more	—	X	X	X

See footnotes at end of table.

Table 5. Establishments, Employees, and Payroll by Industry and Employment Size of Establishments by County: 2004—Con.

[Excludes most government employees, railroad employees, and self-employed persons. Size class 1 to 4 employees includes establishments having payroll, but no employees, during mid-March pay period. For meaning of abbreviations and symbols, see introductory text. For explanation of terms, see Appendix A. For statement on reliability, see the note at the end of the table and Appendix C]

NAICS code	Geography, kind of business, and employment size class	Establishments (number)	Paid employees for pay period including March 12 (number)	First-quarter payroll (\$1,000)	Annual payroll (\$1,000)
44-45	ESSEX—Con.				
	Retail trade—Con.				
453	Miscellaneous store retailers—Con.				
4531	Florists—Con.				
45311	Florists—Con.				
453110	Florists				
	All establishments	49	254	1 139	4 790
	Establishments with 1 to 4 employees	29	X	X	X
	Establishments with 5 to 9 employees	14	X	X	X
	Establishments with 10 to 19 employees	5	X	X	X
	Establishments with 20 to 49 employees	1	X	X	X
	Establishments with 50 to 99 employees	—	X	X	X
	Establishments with 100 to 249 employees	—	X	X	X
	Establishments with 250 to 499 employees	—	X	X	X
	Establishments with 500 to 999 employees	—	X	X	X
	Establishments with 1,000 employees or more	—	X	X	X
4532	Office supplies, stationery, and gift stores				
	All establishments	93	559	2 234	9 005
	Establishments with 1 to 4 employees	52	X	X	X
	Establishments with 5 to 9 employees	29	X	X	X
	Establishments with 10 to 19 employees	6	X	X	X
	Establishments with 20 to 49 employees	6	X	X	X
	Establishments with 50 to 99 employees	—	X	X	X
	Establishments with 100 to 249 employees	—	X	X	X
	Establishments with 250 to 499 employees	—	X	X	X
	Establishments with 500 to 999 employees	—	X	X	X
	Establishments with 1,000 employees or more	—	X	X	X
45321	Office supplies and stationery stores				
	All establishments	22	218	999	3 872
	Establishments with 1 to 4 employees	11	X	X	X
	Establishments with 5 to 9 employees	6	X	X	X
	Establishments with 10 to 19 employees	—	X	X	X
	Establishments with 20 to 49 employees	5	X	X	X
	Establishments with 50 to 99 employees	—	X	X	X
	Establishments with 100 to 249 employees	—	X	X	X
	Establishments with 250 to 499 employees	—	X	X	X
	Establishments with 500 to 999 employees	—	X	X	X
	Establishments with 1,000 employees or more	—	X	X	X
453210	Office supplies and stationery stores				
	All establishments	22	218	999	3 872
	Establishments with 1 to 4 employees	11	X	X	X
	Establishments with 5 to 9 employees	6	X	X	X
	Establishments with 10 to 19 employees	—	X	X	X
	Establishments with 20 to 49 employees	5	X	X	X
	Establishments with 50 to 99 employees	—	X	X	X
	Establishments with 100 to 249 employees	—	X	X	X
	Establishments with 250 to 499 employees	—	X	X	X
	Establishments with 500 to 999 employees	—	X	X	X
	Establishments with 1,000 employees or more	—	X	X	X
45322	Gift, novelty, and souvenir stores				
	All establishments	71	341	1 235	5 133
	Establishments with 1 to 4 employees	41	X	X	X
	Establishments with 5 to 9 employees	23	X	X	X
	Establishments with 10 to 19 employees	6	X	X	X
	Establishments with 20 to 49 employees	1	X	X	X
	Establishments with 50 to 99 employees	—	X	X	X
	Establishments with 100 to 249 employees	—	X	X	X
	Establishments with 250 to 499 employees	—	X	X	X
	Establishments with 500 to 999 employees	—	X	X	X
	Establishments with 1,000 employees or more	—	X	X	X
453220	Gift, novelty, and souvenir stores				
	All establishments	71	341	1 235	5 133
	Establishments with 1 to 4 employees	41	X	X	X
	Establishments with 5 to 9 employees	23	X	X	X
	Establishments with 10 to 19 employees	6	X	X	X
	Establishments with 20 to 49 employees	1	X	X	X
	Establishments with 50 to 99 employees	—	X	X	X
	Establishments with 100 to 249 employees	—	X	X	X
	Establishments with 250 to 499 employees	—	X	X	X
	Establishments with 500 to 999 employees	—	X	X	X
	Establishments with 1,000 employees or more	—	X	X	X
4533	Used merchandise stores				
	All establishments	21	131	516	2 825
	Establishments with 1 to 4 employees	11	X	X	X
	Establishments with 5 to 9 employees	2	X	X	X
	Establishments with 10 to 19 employees	7	X	X	X
	Establishments with 20 to 49 employees	1	X	X	X
	Establishments with 50 to 99 employees	—	X	X	X
	Establishments with 100 to 249 employees	—	X	X	X
	Establishments with 250 to 499 employees	—	X	X	X
	Establishments with 500 to 999 employees	—	X	X	X
	Establishments with 1,000 employees or more	—	X	X	X

See footnotes at end of table.

Table 5. Establishments, Employees, and Payroll by Industry and Employment Size of Establishments by County: 2004—Con.

[Excludes most government employees, railroad employees, and self-employed persons. Size class 1 to 4 employees includes establishments having payroll, but no employees, during mid-March pay period. For meaning of abbreviations and symbols, see introductory text. For explanation of terms, see Appendix A. For statement on reliability, see the note at the end of the table and Appendix C]

NAICS code	Geography, kind of business, and employment size class	Establishments (number)	Paid employees for pay period including March 12 (number)	First-quarter payroll (\$1,000)	Annual payroll (\$1,000)
44-45	ESSEX—Con.				
	Retail trade—Con.				
453	Miscellaneous store retailers—Con.				
4533	Used merchandise stores—Con.				
45331	Used merchandise stores				
	All establishments	21	131	516	2 825
	Establishments with 1 to 4 employees	11	X	X	X
	Establishments with 5 to 9 employees	2	X	X	X
	Establishments with 10 to 19 employees	7	X	X	X
	Establishments with 20 to 49 employees	1	X	X	X
	Establishments with 50 to 99 employees	—	X	X	X
	Establishments with 100 to 249 employees	—	X	X	X
	Establishments with 250 to 499 employees	—	X	X	X
	Establishments with 500 to 999 employees	—	X	X	X
	Establishments with 1,000 employees or more	—	X	X	X
453310	Used merchandise stores				
	All establishments	21	131	516	2 825
	Establishments with 1 to 4 employees	11	X	X	X
	Establishments with 5 to 9 employees	2	X	X	X
	Establishments with 10 to 19 employees	7	X	X	X
	Establishments with 20 to 49 employees	1	X	X	X
	Establishments with 50 to 99 employees	—	X	X	X
	Establishments with 100 to 249 employees	—	X	X	X
	Establishments with 250 to 499 employees	—	X	X	X
	Establishments with 500 to 999 employees	—	X	X	X
	Establishments with 1,000 employees or more	—	X	X	X
4539	Other miscellaneous store retailers				
	All establishments	78	336	1 643	8 084
	Establishments with 1 to 4 employees	62	X	X	X
	Establishments with 5 to 9 employees	6	X	X	X
	Establishments with 10 to 19 employees	7	X	X	X
	Establishments with 20 to 49 employees	3	X	X	X
	Establishments with 50 to 99 employees	—	X	X	X
	Establishments with 100 to 249 employees	—	X	X	X
	Establishments with 250 to 499 employees	—	X	X	X
	Establishments with 500 to 999 employees	—	X	X	X
	Establishments with 1,000 employees or more	—	X	X	X
45391	Pet and pet supplies stores				
	All establishments	14	122	359	1 312
	Establishments with 1 to 4 employees	5	X	X	X
	Establishments with 5 to 9 employees	5	X	X	X
	Establishments with 10 to 19 employees	3	X	X	X
	Establishments with 20 to 49 employees	1	X	X	X
	Establishments with 50 to 99 employees	—	X	X	X
	Establishments with 100 to 249 employees	—	X	X	X
	Establishments with 250 to 499 employees	—	X	X	X
	Establishments with 500 to 999 employees	—	X	X	X
	Establishments with 1,000 employees or more	—	X	X	X
453910	Pet and pet supplies stores				
	All establishments	14	122	359	1 312
	Establishments with 1 to 4 employees	5	X	X	X
	Establishments with 5 to 9 employees	5	X	X	X
	Establishments with 10 to 19 employees	3	X	X	X
	Establishments with 20 to 49 employees	1	X	X	X
	Establishments with 50 to 99 employees	—	X	X	X
	Establishments with 100 to 249 employees	—	X	X	X
	Establishments with 250 to 499 employees	—	X	X	X
	Establishments with 500 to 999 employees	—	X	X	X
	Establishments with 1,000 employees or more	—	X	X	X
45399	All other miscellaneous store retailers				
	All establishments	48	165	1 054	5 850
	Establishments with 1 to 4 employees	43	X	X	X
	Establishments with 5 to 9 employees	—	X	X	X
	Establishments with 10 to 19 employees	3	X	X	X
	Establishments with 20 to 49 employees	2	X	X	X
	Establishments with 50 to 99 employees	—	X	X	X
	Establishments with 100 to 249 employees	—	X	X	X
	Establishments with 250 to 499 employees	—	X	X	X
	Establishments with 500 to 999 employees	—	X	X	X
	Establishments with 1,000 employees or more	—	X	X	X
453998	All other miscellaneous store retailers (except tobacco stores)				
	All establishments	39	126	962	5 446
	Establishments with 1 to 4 employees	35	X	X	X
	Establishments with 5 to 9 employees	—	X	X	X
	Establishments with 10 to 19 employees	3	X	X	X
	Establishments with 20 to 49 employees	1	X	X	X
	Establishments with 50 to 99 employees	—	X	X	X
	Establishments with 100 to 249 employees	—	X	X	X
	Establishments with 250 to 499 employees	—	X	X	X
	Establishments with 500 to 999 employees	—	X	X	X
	Establishments with 1,000 employees or more	—	X	X	X

See footnotes at end of table.

Table 5. Establishments, Employees, and Payroll by Industry and Employment Size of Establishments by County: 2004—Con.

[Excludes most government employees, railroad employees, and self-employed persons. Size class 1 to 4 employees includes establishments having payroll, but no employees, during mid-March pay period. For meaning of abbreviations and symbols, see introductory text. For explanation of terms, see Appendix A. For statement on reliability, see the note at the end of the table and Appendix C]

NAICS code	Geography, kind of business, and employment size class	Establishments (number)	Paid employees for pay period including March 12 (number)	First-quarter payroll (\$1,000)	Annual payroll (\$1,000)
	ESSEX—Con.				
44-45	Retail trade—Con.				
454	Nonstore retailers				
	All establishments	111	752	8 129	37 576
	Establishments with 1 to 4 employees	71	X	X	X
	Establishments with 5 to 9 employees	18	X	X	X
	Establishments with 10 to 19 employees	16	X	X	X
	Establishments with 20 to 49 employees	3	X	X	X
	Establishments with 50 to 99 employees	2	X	X	X
	Establishments with 100 to 249 employees	1	X	X	X
	Establishments with 250 to 499 employees	—	X	X	X
	Establishments with 500 to 999 employees	—	X	X	X
	Establishments with 1,000 employees or more	—	X	X	X
4541	Electronic shopping and mail-order houses				
	All establishments	32	224	2 121	10 524
	Establishments with 1 to 4 employees	19	X	X	X
	Establishments with 5 to 9 employees	7	X	X	X
	Establishments with 10 to 19 employees	3	X	X	X
	Establishments with 20 to 49 employees	2	X	X	X
	Establishments with 50 to 99 employees	1	X	X	X
	Establishments with 100 to 249 employees	—	X	X	X
	Establishments with 250 to 499 employees	—	X	X	X
	Establishments with 500 to 999 employees	—	X	X	X
	Establishments with 1,000 employees or more	—	X	X	X
45411	Electronic shopping and mail-order houses				
	All establishments	32	224	2 121	10 524
	Establishments with 1 to 4 employees	19	X	X	X
	Establishments with 5 to 9 employees	7	X	X	X
	Establishments with 10 to 19 employees	3	X	X	X
	Establishments with 20 to 49 employees	2	X	X	X
	Establishments with 50 to 99 employees	1	X	X	X
	Establishments with 100 to 249 employees	—	X	X	X
	Establishments with 250 to 499 employees	—	X	X	X
	Establishments with 500 to 999 employees	—	X	X	X
	Establishments with 1,000 employees or more	—	X	X	X
454113	Mail-order houses				
	All establishments	17	148	1 434	6 645
	Establishments with 1 to 4 employees	10	X	X	X
	Establishments with 5 to 9 employees	4	X	X	X
	Establishments with 10 to 19 employees	1	X	X	X
	Establishments with 20 to 49 employees	1	X	X	X
	Establishments with 50 to 99 employees	1	X	X	X
	Establishments with 100 to 249 employees	—	X	X	X
	Establishments with 250 to 499 employees	—	X	X	X
	Establishments with 500 to 999 employees	—	X	X	X
	Establishments with 1,000 employees or more	—	X	X	X
4543	Direct selling establishments				
	All establishments	70	466	5 527	24 903
	Establishments with 1 to 4 employees	45	X	X	X
	Establishments with 5 to 9 employees	10	X	X	X
	Establishments with 10 to 19 employees	13	X	X	X
	Establishments with 20 to 49 employees	—	X	X	X
	Establishments with 50 to 99 employees	1	X	X	X
	Establishments with 100 to 249 employees	1	X	X	X
	Establishments with 250 to 499 employees	—	X	X	X
	Establishments with 500 to 999 employees	—	X	X	X
	Establishments with 1,000 employees or more	—	X	X	X
45431	Fuel dealers				
	All establishments	27	306	3 394	12 352
	Establishments with 1 to 4 employees	12	X	X	X
	Establishments with 5 to 9 employees	7	X	X	X
	Establishments with 10 to 19 employees	6	X	X	X
	Establishments with 20 to 49 employees	—	X	X	X
	Establishments with 50 to 99 employees	1	X	X	X
	Establishments with 100 to 249 employees	1	X	X	X
	Establishments with 250 to 499 employees	—	X	X	X
	Establishments with 500 to 999 employees	—	X	X	X
	Establishments with 1,000 employees or more	—	X	X	X
454311	Heating oil dealers				
	All establishments	27	306	3 394	12 352
	Establishments with 1 to 4 employees	12	X	X	X
	Establishments with 5 to 9 employees	7	X	X	X
	Establishments with 10 to 19 employees	6	X	X	X
	Establishments with 20 to 49 employees	—	X	X	X
	Establishments with 50 to 99 employees	1	X	X	X
	Establishments with 100 to 249 employees	1	X	X	X
	Establishments with 250 to 499 employees	—	X	X	X
	Establishments with 500 to 999 employees	—	X	X	X
	Establishments with 1,000 employees or more	—	X	X	X

See footnotes at end of table.

Table 5. Establishments, Employees, and Payroll by Industry and Employment Size of Establishments by County: 2004—Con.

[Excludes most government employees, railroad employees, and self-employed persons. Size class 1 to 4 employees includes establishments having payroll, but no employees, during mid-March pay period. For meaning of abbreviations and symbols, see introductory text. For explanation of terms, see Appendix A. For statement on reliability, see the note at the end of the table and Appendix C]

NAICS code	Geography, kind of business, and employment size class	Establishments (number)	Paid employees for pay period including March 12 (number)	First-quarter payroll (\$1,000)	Annual payroll (\$1,000)
	ESSEX—Con.				
44-45	Retail trade—Con.				
454	Nonstore retailers—Con.				
4543	Direct selling establishments—Con.				
45439	Other direct selling establishments				
	All establishments	43	160	2 133	12 551
	Establishments with 1 to 4 employees	33	X	X	X
	Establishments with 5 to 9 employees	3	X	X	X
	Establishments with 10 to 19 employees	7	X	X	X
	Establishments with 20 to 49 employees	—	X	X	X
	Establishments with 50 to 99 employees	—	X	X	X
	Establishments with 100 to 249 employees	—	X	X	X
	Establishments with 250 to 499 employees	—	X	X	X
	Establishments with 500 to 999 employees	—	X	X	X
	Establishments with 1,000 employees or more	—	X	X	X
454390	Other direct selling establishments				
	All establishments	43	160	2 133	12 551
	Establishments with 1 to 4 employees	33	X	X	X
	Establishments with 5 to 9 employees	3	X	X	X
	Establishments with 10 to 19 employees	7	X	X	X
	Establishments with 20 to 49 employees	—	X	X	X
	Establishments with 50 to 99 employees	—	X	X	X
	Establishments with 100 to 249 employees	—	X	X	X
	Establishments with 250 to 499 employees	—	X	X	X
	Establishments with 500 to 999 employees	—	X	X	X
	Establishments with 1,000 employees or more	—	X	X	X
48-49	Transportation and warehousing				
	All establishments	635	27 906	283 483	1 220 128
	Establishments with 1 to 4 employees	291	X	X	X
	Establishments with 5 to 9 employees	127	X	X	X
	Establishments with 10 to 19 employees	99	X	X	X
	Establishments with 20 to 49 employees	58	X	X	X
	Establishments with 50 to 99 employees	27	X	X	X
	Establishments with 100 to 249 employees	20	X	X	X
	Establishments with 250 to 499 employees	10	X	X	X
	Establishments with 500 to 999 employees	—	X	X	X
	Establishments with 1,000 employees or more	3	X	X	X
481	Air transportation				
	All establishments	46	14 499	172 221	750 447
	Establishments with 1 to 4 employees	14	X	X	X
	Establishments with 5 to 9 employees	9	X	X	X
	Establishments with 10 to 19 employees	5	X	X	X
	Establishments with 20 to 49 employees	7	X	X	X
	Establishments with 50 to 99 employees	4	X	X	X
	Establishments with 100 to 249 employees	1	X	X	X
	Establishments with 250 to 499 employees	4	X	X	X
	Establishments with 500 to 999 employees	—	X	X	X
	Establishments with 1,000 employees or more	2	X	X	X
4811	Scheduled air transportation				
	All establishments	39	14 451	171 086	746 261
	Establishments with 1 to 4 employees	11	X	X	X
	Establishments with 5 to 9 employees	8	X	X	X
	Establishments with 10 to 19 employees	2	X	X	X
	Establishments with 20 to 49 employees	7	X	X	X
	Establishments with 50 to 99 employees	4	X	X	X
	Establishments with 100 to 249 employees	1	X	X	X
	Establishments with 250 to 499 employees	4	X	X	X
	Establishments with 500 to 999 employees	—	X	X	X
	Establishments with 1,000 employees or more	2	X	X	X
48111	Scheduled air transportation				
	All establishments	39	14 451	171 086	746 261
	Establishments with 1 to 4 employees	11	X	X	X
	Establishments with 5 to 9 employees	8	X	X	X
	Establishments with 10 to 19 employees	2	X	X	X
	Establishments with 20 to 49 employees	7	X	X	X
	Establishments with 50 to 99 employees	4	X	X	X
	Establishments with 100 to 249 employees	1	X	X	X
	Establishments with 250 to 499 employees	4	X	X	X
	Establishments with 500 to 999 employees	—	X	X	X
	Establishments with 1,000 employees or more	2	X	X	X
481111	Scheduled passenger air transportation				
	All establishments	34	14 361	170 213	742 430
	Establishments with 1 to 4 employees	9	X	X	X
	Establishments with 5 to 9 employees	7	X	X	X
	Establishments with 10 to 19 employees	2	X	X	X
	Establishments with 20 to 49 employees	5	X	X	X
	Establishments with 50 to 99 employees	4	X	X	X
	Establishments with 100 to 249 employees	1	X	X	X
	Establishments with 250 to 499 employees	4	X	X	X
	Establishments with 500 to 999 employees	—	X	X	X
	Establishments with 1,000 employees or more	2	X	X	X

See footnotes at end of table.

Table 5. Establishments, Employees, and Payroll by Industry and Employment Size of Establishments by County: 2004—Con.

[Excludes most government employees, railroad employees, and self-employed persons. Size class 1 to 4 employees includes establishments having payroll, but no employees, during mid-March pay period. For meaning of abbreviations and symbols, see introductory text. For explanation of terms, see Appendix A. For statement on reliability, see the note at the end of the table and Appendix C]

NAICS code	Geography, kind of business, and employment size class	Establishments (number)	Paid employees for pay period including March 12 (number)	First-quarter payroll (\$1,000)	Annual payroll (\$1,000)
	ESSEX—Con.				
48-49	Transportation and warehousing—Con.				
484	Truck transportation				
	All establishments	240	2 875	29 664	135 004
	Establishments with 1 to 4 employees	129	X	X	X
	Establishments with 5 to 9 employees	47	X	X	X
	Establishments with 10 to 19 employees	32	X	X	X
	Establishments with 20 to 49 employees	22	X	X	X
	Establishments with 50 to 99 employees	6	X	X	X
	Establishments with 100 to 249 employees	3	X	X	X
	Establishments with 250 to 499 employees	1	X	X	X
	Establishments with 500 to 999 employees	—	X	X	X
	Establishments with 1,000 employees or more	—	X	X	X
4841	General freight trucking				
	All establishments	143	1 688	17 588	70 604
	Establishments with 1 to 4 employees	80	X	X	X
	Establishments with 5 to 9 employees	31	X	X	X
	Establishments with 10 to 19 employees	14	X	X	X
	Establishments with 20 to 49 employees	12	X	X	X
	Establishments with 50 to 99 employees	4	X	X	X
	Establishments with 100 to 249 employees	1	X	X	X
	Establishments with 250 to 499 employees	1	X	X	X
	Establishments with 500 to 999 employees	—	X	X	X
	Establishments with 1,000 employees or more	—	X	X	X
48411	General freight trucking, local				
	All establishments	94	720	6 825	32 585
	Establishments with 1 to 4 employees	55	X	X	X
	Establishments with 5 to 9 employees	23	X	X	X
	Establishments with 10 to 19 employees	8	X	X	X
	Establishments with 20 to 49 employees	6	X	X	X
	Establishments with 50 to 99 employees	1	X	X	X
	Establishments with 100 to 249 employees	1	X	X	X
	Establishments with 250 to 499 employees	—	X	X	X
	Establishments with 500 to 999 employees	—	X	X	X
	Establishments with 1,000 employees or more	—	X	X	X
484110	General freight trucking, local				
	All establishments	94	720	6 825	32 585
	Establishments with 1 to 4 employees	55	X	X	X
	Establishments with 5 to 9 employees	23	X	X	X
	Establishments with 10 to 19 employees	8	X	X	X
	Establishments with 20 to 49 employees	6	X	X	X
	Establishments with 50 to 99 employees	1	X	X	X
	Establishments with 100 to 249 employees	1	X	X	X
	Establishments with 250 to 499 employees	—	X	X	X
	Establishments with 500 to 999 employees	—	X	X	X
	Establishments with 1,000 employees or more	—	X	X	X
48412	General freight trucking, long-distance				
	All establishments	49	968	10 763	38 019
	Establishments with 1 to 4 employees	25	X	X	X
	Establishments with 5 to 9 employees	8	X	X	X
	Establishments with 10 to 19 employees	6	X	X	X
	Establishments with 20 to 49 employees	6	X	X	X
	Establishments with 50 to 99 employees	3	X	X	X
	Establishments with 100 to 249 employees	—	X	X	X
	Establishments with 250 to 499 employees	1	X	X	X
	Establishments with 500 to 999 employees	—	X	X	X
	Establishments with 1,000 employees or more	—	X	X	X
484121	General freight trucking, long-distance, truckload (tl)				
	All establishments	38	329	2 915	12 538
	Establishments with 1 to 4 employees	22	X	X	X
	Establishments with 5 to 9 employees	7	X	X	X
	Establishments with 10 to 19 employees	4	X	X	X
	Establishments with 20 to 49 employees	4	X	X	X
	Establishments with 50 to 99 employees	1	X	X	X
	Establishments with 100 to 249 employees	—	X	X	X
	Establishments with 250 to 499 employees	—	X	X	X
	Establishments with 500 to 999 employees	—	X	X	X
	Establishments with 1,000 employees or more	—	X	X	X
484122	General freight trucking, long-distance, less than truckload (ltl)				
	All establishments	11	639	7 848	25 481
	Establishments with 1 to 4 employees	3	X	X	X
	Establishments with 5 to 9 employees	1	X	X	X
	Establishments with 10 to 19 employees	2	X	X	X
	Establishments with 20 to 49 employees	2	X	X	X
	Establishments with 50 to 99 employees	2	X	X	X
	Establishments with 100 to 249 employees	—	X	X	X
	Establishments with 250 to 499 employees	1	X	X	X
	Establishments with 500 to 999 employees	—	X	X	X
	Establishments with 1,000 employees or more	—	X	X	X

See footnotes at end of table.

Table 5. Establishments, Employees, and Payroll by Industry and Employment Size of Establishments by County: 2004—Con.

[Excludes most government employees, railroad employees, and self-employed persons. Size class 1 to 4 employees includes establishments having payroll, but no employees, during mid-March pay period. For meaning of abbreviations and symbols, see introductory text. For explanation of terms, see Appendix A. For statement on reliability, see the note at the end of the table and Appendix C]

NAICS code	Geography, kind of business, and employment size class	Establishments (number)	Paid employees for pay period including March 12 (number)	First-quarter payroll (\$1,000)	Annual payroll (\$1,000)
	ESSEX—Con.				
48-49	Transportation and warehousing—Con.				
484	Truck transportation—Con.				
4842	Specialized freight trucking				
	All establishments	97	1 187	12 076	64 400
	Establishments with 1 to 4 employees	49	X	X	X
	Establishments with 5 to 9 employees	16	X	X	X
	Establishments with 10 to 19 employees	18	X	X	X
	Establishments with 20 to 49 employees	10	X	X	X
	Establishments with 50 to 99 employees	2	X	X	X
	Establishments with 100 to 249 employees	2	X	X	X
	Establishments with 250 to 499 employees	—	X	X	X
	Establishments with 500 to 999 employees	—	X	X	X
	Establishments with 1,000 employees or more	—	X	X	X
48421	Used household and office goods moving				
	All establishments	30	374	2 821	13 132
	Establishments with 1 to 4 employees	15	X	X	X
	Establishments with 5 to 9 employees	3	X	X	X
	Establishments with 10 to 19 employees	5	X	X	X
	Establishments with 20 to 49 employees	6	X	X	X
	Establishments with 50 to 99 employees	1	X	X	X
	Establishments with 100 to 249 employees	—	X	X	X
	Establishments with 250 to 499 employees	—	X	X	X
	Establishments with 500 to 999 employees	—	X	X	X
	Establishments with 1,000 employees or more	—	X	X	X
484210	Used household and office goods moving				
	All establishments	30	374	2 821	13 132
	Establishments with 1 to 4 employees	15	X	X	X
	Establishments with 5 to 9 employees	3	X	X	X
	Establishments with 10 to 19 employees	5	X	X	X
	Establishments with 20 to 49 employees	6	X	X	X
	Establishments with 50 to 99 employees	1	X	X	X
	Establishments with 100 to 249 employees	—	X	X	X
	Establishments with 250 to 499 employees	—	X	X	X
	Establishments with 500 to 999 employees	—	X	X	X
	Establishments with 1,000 employees or more	—	X	X	X
48422	Specialized freight (except used goods) trucking, local				
	All establishments	44	275	2 568	11 304
	Establishments with 1 to 4 employees	24	X	X	X
	Establishments with 5 to 9 employees	7	X	X	X
	Establishments with 10 to 19 employees	10	X	X	X
	Establishments with 20 to 49 employees	3	X	X	X
	Establishments with 50 to 99 employees	—	X	X	X
	Establishments with 100 to 249 employees	—	X	X	X
	Establishments with 250 to 499 employees	—	X	X	X
	Establishments with 500 to 999 employees	—	X	X	X
	Establishments with 1,000 employees or more	—	X	X	X
484220	Specialized freight (except used goods) trucking, local				
	All establishments	44	275	2 568	11 304
	Establishments with 1 to 4 employees	24	X	X	X
	Establishments with 5 to 9 employees	7	X	X	X
	Establishments with 10 to 19 employees	10	X	X	X
	Establishments with 20 to 49 employees	3	X	X	X
	Establishments with 50 to 99 employees	—	X	X	X
	Establishments with 100 to 249 employees	—	X	X	X
	Establishments with 250 to 499 employees	—	X	X	X
	Establishments with 500 to 999 employees	—	X	X	X
	Establishments with 1,000 employees or more	—	X	X	X
48423	Specialized freight (except used goods) trucking, long-distance				
	All establishments	23	538	6 687	39 964
	Establishments with 1 to 4 employees	10	X	X	X
	Establishments with 5 to 9 employees	6	X	X	X
	Establishments with 10 to 19 employees	3	X	X	X
	Establishments with 20 to 49 employees	1	X	X	X
	Establishments with 50 to 99 employees	1	X	X	X
	Establishments with 100 to 249 employees	2	X	X	X
	Establishments with 250 to 499 employees	—	X	X	X
	Establishments with 500 to 999 employees	—	X	X	X
	Establishments with 1,000 employees or more	—	X	X	X
484230	Specialized freight (except used goods) trucking, long-distance				
	All establishments	23	538	6 687	39 964
	Establishments with 1 to 4 employees	10	X	X	X
	Establishments with 5 to 9 employees	6	X	X	X
	Establishments with 10 to 19 employees	3	X	X	X
	Establishments with 20 to 49 employees	1	X	X	X
	Establishments with 50 to 99 employees	1	X	X	X
	Establishments with 100 to 249 employees	2	X	X	X
	Establishments with 250 to 499 employees	—	X	X	X
	Establishments with 500 to 999 employees	—	X	X	X
	Establishments with 1,000 employees or more	—	X	X	X

See footnotes at end of table.

Table 5. Establishments, Employees, and Payroll by Industry and Employment Size of Establishments by County: 2004—Con.

[Excludes most government employees, railroad employees, and self-employed persons. Size class 1 to 4 employees includes establishments having payroll, but no employees, during mid-March pay period. For meaning of abbreviations and symbols, see introductory text. For explanation of terms, see Appendix A. For statement on reliability, see the note at the end of the table and Appendix C]

NAICS code	Geography, kind of business, and employment size class	Establishments (number)	Paid employees for pay period including March 12 (number)	First-quarter payroll (\$1,000)	Annual payroll (\$1,000)
	ESSEX—Con.				
48-49	Transportation and warehousing—Con.				
485	Transit and ground passenger transportation				
	All establishments	94	1 514	6 685	28 217
	Establishments with 1 to 4 employees	52	X	X	X
	Establishments with 5 to 9 employees	16	X	X	X
	Establishments with 10 to 19 employees	14	X	X	X
	Establishments with 20 to 49 employees	4	X	X	X
	Establishments with 50 to 99 employees	2	X	X	X
	Establishments with 100 to 249 employees	6	X	X	X
	Establishments with 250 to 499 employees	—	X	X	X
	Establishments with 500 to 999 employees	—	X	X	X
	Establishments with 1,000 employees or more	—	X	X	X
4852	Interurban and rural bus transportation				
	All establishments	3	c	D	D
	Establishments with 1 to 4 employees	1	X	X	X
	Establishments with 5 to 9 employees	—	X	X	X
	Establishments with 10 to 19 employees	1	X	X	X
	Establishments with 20 to 49 employees	—	X	X	X
	Establishments with 50 to 99 employees	—	X	X	X
	Establishments with 100 to 249 employees	1	X	X	X
	Establishments with 250 to 499 employees	—	X	X	X
	Establishments with 500 to 999 employees	—	X	X	X
	Establishments with 1,000 employees or more	—	X	X	X
48521	Interurban and rural bus transportation				
	All establishments	3	c	D	D
	Establishments with 1 to 4 employees	1	X	X	X
	Establishments with 5 to 9 employees	—	X	X	X
	Establishments with 10 to 19 employees	1	X	X	X
	Establishments with 20 to 49 employees	—	X	X	X
	Establishments with 50 to 99 employees	—	X	X	X
	Establishments with 100 to 249 employees	1	X	X	X
	Establishments with 250 to 499 employees	—	X	X	X
	Establishments with 500 to 999 employees	—	X	X	X
	Establishments with 1,000 employees or more	—	X	X	X
485210	Interurban and rural bus transportation				
	All establishments	3	c	D	D
	Establishments with 1 to 4 employees	1	X	X	X
	Establishments with 5 to 9 employees	—	X	X	X
	Establishments with 10 to 19 employees	1	X	X	X
	Establishments with 20 to 49 employees	—	X	X	X
	Establishments with 50 to 99 employees	—	X	X	X
	Establishments with 100 to 249 employees	1	X	X	X
	Establishments with 250 to 499 employees	—	X	X	X
	Establishments with 500 to 999 employees	—	X	X	X
	Establishments with 1,000 employees or more	—	X	X	X
4853	Taxi and limousine service				
	All establishments	53	458	2 097	7 688
	Establishments with 1 to 4 employees	30	X	X	X
	Establishments with 5 to 9 employees	14	X	X	X
	Establishments with 10 to 19 employees	5	X	X	X
	Establishments with 20 to 49 employees	2	X	X	X
	Establishments with 50 to 99 employees	1	X	X	X
	Establishments with 100 to 249 employees	1	X	X	X
	Establishments with 250 to 499 employees	—	X	X	X
	Establishments with 500 to 999 employees	—	X	X	X
	Establishments with 1,000 employees or more	—	X	X	X
48532	Limousine service				
	All establishments	41	393	1 780	6 379
	Establishments with 1 to 4 employees	23	X	X	X
	Establishments with 5 to 9 employees	10	X	X	X
	Establishments with 10 to 19 employees	5	X	X	X
	Establishments with 20 to 49 employees	1	X	X	X
	Establishments with 50 to 99 employees	1	X	X	X
	Establishments with 100 to 249 employees	1	X	X	X
	Establishments with 250 to 499 employees	—	X	X	X
	Establishments with 500 to 999 employees	—	X	X	X
	Establishments with 1,000 employees or more	—	X	X	X
485320	Limousine service				
	All establishments	41	393	1 780	6 379
	Establishments with 1 to 4 employees	23	X	X	X
	Establishments with 5 to 9 employees	10	X	X	X
	Establishments with 10 to 19 employees	5	X	X	X
	Establishments with 20 to 49 employees	1	X	X	X
	Establishments with 50 to 99 employees	1	X	X	X
	Establishments with 100 to 249 employees	1	X	X	X
	Establishments with 250 to 499 employees	—	X	X	X
	Establishments with 500 to 999 employees	—	X	X	X
	Establishments with 1,000 employees or more	—	X	X	X

See footnotes at end of table.

Table 5. Establishments, Employees, and Payroll by Industry and Employment Size of Establishments by County: 2004—Con.

[Excludes most government employees, railroad employees, and self-employed persons. Size class 1 to 4 employees includes establishments having payroll, but no employees, during mid-March pay period. For meaning of abbreviations and symbols, see introductory text. For explanation of terms, see Appendix A. For statement on reliability, see the note at the end of the table and Appendix C]

NAICS code	Geography, kind of business, and employment size class	Establishments (number)	Paid employees for pay period including March 12 (number)	First-quarter payroll (\$1,000)	Annual payroll (\$1,000)
	ESSEX—Con.				
48-49	Transportation and warehousing—Con.				
485	Transit and ground passenger transportation—Con.				
4854	School and employee bus transportation				
	All establishments	19	641	2 023	9 280
	Establishments with 1 to 4 employees	10	X	X	X
	Establishments with 5 to 9 employees	1	X	X	X
	Establishments with 10 to 19 employees	4	X	X	X
	Establishments with 20 to 49 employees	—	X	X	X
	Establishments with 50 to 99 employees	—	X	X	X
	Establishments with 100 to 249 employees	4	X	X	X
	Establishments with 250 to 499 employees	—	X	X	X
	Establishments with 500 to 999 employees	—	X	X	X
	Establishments with 1,000 employees or more	—	X	X	X
48541	School and employee bus transportation				
	All establishments	19	641	2 023	9 280
	Establishments with 1 to 4 employees	10	X	X	X
	Establishments with 5 to 9 employees	1	X	X	X
	Establishments with 10 to 19 employees	4	X	X	X
	Establishments with 20 to 49 employees	—	X	X	X
	Establishments with 50 to 99 employees	—	X	X	X
	Establishments with 100 to 249 employees	4	X	X	X
	Establishments with 250 to 499 employees	—	X	X	X
	Establishments with 500 to 999 employees	—	X	X	X
	Establishments with 1,000 employees or more	—	X	X	X
485410	School and employee bus transportation				
	All establishments	19	641	2 023	9 280
	Establishments with 1 to 4 employees	10	X	X	X
	Establishments with 5 to 9 employees	1	X	X	X
	Establishments with 10 to 19 employees	4	X	X	X
	Establishments with 20 to 49 employees	—	X	X	X
	Establishments with 50 to 99 employees	—	X	X	X
	Establishments with 100 to 249 employees	4	X	X	X
	Establishments with 250 to 499 employees	—	X	X	X
	Establishments with 500 to 999 employees	—	X	X	X
	Establishments with 1,000 employees or more	—	X	X	X
4859	Other transit and ground passenger transportation				
	All establishments	13	139	566	2 644
	Establishments with 1 to 4 employees	8	X	X	X
	Establishments with 5 to 9 employees	—	X	X	X
	Establishments with 10 to 19 employees	3	X	X	X
	Establishments with 20 to 49 employees	1	X	X	X
	Establishments with 50 to 99 employees	1	X	X	X
	Establishments with 100 to 249 employees	—	X	X	X
	Establishments with 250 to 499 employees	—	X	X	X
	Establishments with 500 to 999 employees	—	X	X	X
	Establishments with 1,000 employees or more	—	X	X	X
48599	Other transit and ground passenger transportation				
	All establishments	13	139	566	2 644
	Establishments with 1 to 4 employees	8	X	X	X
	Establishments with 5 to 9 employees	—	X	X	X
	Establishments with 10 to 19 employees	3	X	X	X
	Establishments with 20 to 49 employees	1	X	X	X
	Establishments with 50 to 99 employees	1	X	X	X
	Establishments with 100 to 249 employees	—	X	X	X
	Establishments with 250 to 499 employees	—	X	X	X
	Establishments with 500 to 999 employees	—	X	X	X
	Establishments with 1,000 employees or more	—	X	X	X
485991	Special needs transportation				
	All establishments	11	c	D	D
	Establishments with 1 to 4 employees	6	X	X	X
	Establishments with 5 to 9 employees	—	X	X	X
	Establishments with 10 to 19 employees	3	X	X	X
	Establishments with 20 to 49 employees	1	X	X	X
	Establishments with 50 to 99 employees	1	X	X	X
	Establishments with 100 to 249 employees	—	X	X	X
	Establishments with 250 to 499 employees	—	X	X	X
	Establishments with 500 to 999 employees	—	X	X	X
	Establishments with 1,000 employees or more	—	X	X	X
488	Support activities for transportation				
	All establishments	143	3 960	37 142	152 692
	Establishments with 1 to 4 employees	58	X	X	X
	Establishments with 5 to 9 employees	35	X	X	X
	Establishments with 10 to 19 employees	19	X	X	X
	Establishments with 20 to 49 employees	12	X	X	X
	Establishments with 50 to 99 employees	10	X	X	X
	Establishments with 100 to 249 employees	6	X	X	X
	Establishments with 250 to 499 employees	3	X	X	X
	Establishments with 500 to 999 employees	—	X	X	X
	Establishments with 1,000 employees or more	—	X	X	X

See footnotes at end of table.

Table 5. Establishments, Employees, and Payroll by Industry and Employment Size of Establishments by County: 2004—Con.

[Excludes most government employees, railroad employees, and self-employed persons. Size class 1 to 4 employees includes establishments having payroll, but no employees, during mid-March pay period. For meaning of abbreviations and symbols, see introductory text. For explanation of terms, see Appendix A. For statement on reliability, see the note at the end of the table and Appendix C]

NAICS code	Geography, kind of business, and employment size class	Establishments (number)	Paid employees for pay period including March 12 (number)	First-quarter payroll (\$1,000)	Annual payroll (\$1,000)
	ESSEX—Con.				
48-49	Transportation and warehousing—Con.				
488	Support activities for transportation—Con.				
4881	Support activities for air transportation				
	All establishments	20	2 111	13 225	51 258
	Establishments with 1 to 4 employees	3	X	X	X
	Establishments with 5 to 9 employees	2	X	X	X
	Establishments with 10 to 19 employees	3	X	X	X
	Establishments with 20 to 49 employees	3	X	X	X
	Establishments with 50 to 99 employees	3	X	X	X
	Establishments with 100 to 249 employees	3	X	X	X
	Establishments with 250 to 499 employees	3	X	X	X
	Establishments with 500 to 999 employees	—	X	X	X
	Establishments with 1,000 employees or more	—	X	X	X
48811	Airport operations				
	All establishments	11	1 761	11 061	42 168
	Establishments with 1 to 4 employees	—	X	X	X
	Establishments with 5 to 9 employees	—	X	X	X
	Establishments with 10 to 19 employees	1	X	X	X
	Establishments with 20 to 49 employees	3	X	X	X
	Establishments with 50 to 99 employees	2	X	X	X
	Establishments with 100 to 249 employees	2	X	X	X
	Establishments with 250 to 499 employees	3	X	X	X
	Establishments with 500 to 999 employees	—	X	X	X
	Establishments with 1,000 employees or more	—	X	X	X
488119	Other airport operations				
	All establishments	11	1 761	11 061	42 168
	Establishments with 1 to 4 employees	—	X	X	X
	Establishments with 5 to 9 employees	—	X	X	X
	Establishments with 10 to 19 employees	1	X	X	X
	Establishments with 20 to 49 employees	3	X	X	X
	Establishments with 50 to 99 employees	2	X	X	X
	Establishments with 100 to 249 employees	2	X	X	X
	Establishments with 250 to 499 employees	3	X	X	X
	Establishments with 500 to 999 employees	—	X	X	X
	Establishments with 1,000 employees or more	—	X	X	X
48819	Other support activities for air transportation				
	All establishments	9	350	2 164	9 090
	Establishments with 1 to 4 employees	3	X	X	X
	Establishments with 5 to 9 employees	2	X	X	X
	Establishments with 10 to 19 employees	2	X	X	X
	Establishments with 20 to 49 employees	—	X	X	X
	Establishments with 50 to 99 employees	1	X	X	X
	Establishments with 100 to 249 employees	1	X	X	X
	Establishments with 250 to 499 employees	—	X	X	X
	Establishments with 500 to 999 employees	—	X	X	X
	Establishments with 1,000 employees or more	—	X	X	X
488190	Other support activities for air transportation				
	All establishments	9	350	2 164	9 090
	Establishments with 1 to 4 employees	3	X	X	X
	Establishments with 5 to 9 employees	2	X	X	X
	Establishments with 10 to 19 employees	2	X	X	X
	Establishments with 20 to 49 employees	—	X	X	X
	Establishments with 50 to 99 employees	1	X	X	X
	Establishments with 100 to 249 employees	1	X	X	X
	Establishments with 250 to 499 employees	—	X	X	X
	Establishments with 500 to 999 employees	—	X	X	X
	Establishments with 1,000 employees or more	—	X	X	X
4883	Support activities for water transportation				
	All establishments	5	f	D	D
	Establishments with 1 to 4 employees	—	X	X	X
	Establishments with 5 to 9 employees	2	X	X	X
	Establishments with 10 to 19 employees	—	X	X	X
	Establishments with 20 to 49 employees	—	X	X	X
	Establishments with 50 to 99 employees	—	X	X	X
	Establishments with 100 to 249 employees	3	X	X	X
	Establishments with 250 to 499 employees	—	X	X	X
	Establishments with 500 to 999 employees	—	X	X	X
	Establishments with 1,000 employees or more	—	X	X	X
48832	Marine cargo handling				
	All establishments	3	529	11 502	47 122
	Establishments with 1 to 4 employees	—	X	X	X
	Establishments with 5 to 9 employees	—	X	X	X
	Establishments with 10 to 19 employees	—	X	X	X
	Establishments with 20 to 49 employees	—	X	X	X
	Establishments with 50 to 99 employees	—	X	X	X
	Establishments with 100 to 249 employees	3	X	X	X
	Establishments with 250 to 499 employees	—	X	X	X
	Establishments with 500 to 999 employees	—	X	X	X
	Establishments with 1,000 employees or more	—	X	X	X

See footnotes at end of table.

Table 5. Establishments, Employees, and Payroll by Industry and Employment Size of Establishments by County: 2004—Con.

[Excludes most government employees, railroad employees, and self-employed persons. Size class 1 to 4 employees includes establishments having payroll, but no employees, during mid-March pay period. For meaning of abbreviations and symbols, see introductory text. For explanation of terms, see Appendix A. For statement on reliability, see the note at the end of the table and Appendix C]

NAICS code	Geography, kind of business, and employment size class	Establishments (number)	Paid employees for pay period including March 12 (number)	First-quarter payroll (\$1,000)	Annual payroll (\$1,000)
	ESSEX—Con.				
48-49	Transportation and warehousing—Con.				
488	Support activities for transportation—Con.				
4883	Support activities for water transportation—Con.				
48832	Marine cargo handling—Con.				
488320	Marine cargo handling				
	All establishments	3	529	11 502	47 122
	Establishments with 1 to 4 employees	—	X	X	X
	Establishments with 5 to 9 employees	—	X	X	X
	Establishments with 10 to 19 employees	—	X	X	X
	Establishments with 20 to 49 employees	—	X	X	X
	Establishments with 50 to 99 employees	—	X	X	X
	Establishments with 100 to 249 employees	3	X	X	X
	Establishments with 250 to 499 employees	—	X	X	X
	Establishments with 500 to 999 employees	—	X	X	X
	Establishments with 1,000 employees or more	—	X	X	X
4884	Support activities for road transportation				
	All establishments	35	250	1 339	6 281
	Establishments with 1 to 4 employees	20	X	X	X
	Establishments with 5 to 9 employees	10	X	X	X
	Establishments with 10 to 19 employees	3	X	X	X
	Establishments with 20 to 49 employees	1	X	X	X
	Establishments with 50 to 99 employees	1	X	X	X
	Establishments with 100 to 249 employees	—	X	X	X
	Establishments with 250 to 499 employees	—	X	X	X
	Establishments with 500 to 999 employees	—	X	X	X
	Establishments with 1,000 employees or more	—	X	X	X
48841	Motor vehicle towing				
	All establishments	28	156	946	4 237
	Establishments with 1 to 4 employees	16	X	X	X
	Establishments with 5 to 9 employees	9	X	X	X
	Establishments with 10 to 19 employees	2	X	X	X
	Establishments with 20 to 49 employees	1	X	X	X
	Establishments with 50 to 99 employees	—	X	X	X
	Establishments with 100 to 249 employees	—	X	X	X
	Establishments with 250 to 499 employees	—	X	X	X
	Establishments with 500 to 999 employees	—	X	X	X
	Establishments with 1,000 employees or more	—	X	X	X
488410	Motor vehicle towing				
	All establishments	28	156	946	4 237
	Establishments with 1 to 4 employees	16	X	X	X
	Establishments with 5 to 9 employees	9	X	X	X
	Establishments with 10 to 19 employees	2	X	X	X
	Establishments with 20 to 49 employees	1	X	X	X
	Establishments with 50 to 99 employees	—	X	X	X
	Establishments with 100 to 249 employees	—	X	X	X
	Establishments with 250 to 499 employees	—	X	X	X
	Establishments with 500 to 999 employees	—	X	X	X
	Establishments with 1,000 employees or more	—	X	X	X
4885	Freight transportation arrangement				
	All establishments	68	878	9 377	40 666
	Establishments with 1 to 4 employees	27	X	X	X
	Establishments with 5 to 9 employees	18	X	X	X
	Establishments with 10 to 19 employees	11	X	X	X
	Establishments with 20 to 49 employees	7	X	X	X
	Establishments with 50 to 99 employees	5	X	X	X
	Establishments with 100 to 249 employees	—	X	X	X
	Establishments with 250 to 499 employees	—	X	X	X
	Establishments with 500 to 999 employees	—	X	X	X
	Establishments with 1,000 employees or more	—	X	X	X
48851	Freight transportation arrangement				
	All establishments	68	878	9 377	40 666
	Establishments with 1 to 4 employees	27	X	X	X
	Establishments with 5 to 9 employees	18	X	X	X
	Establishments with 10 to 19 employees	11	X	X	X
	Establishments with 20 to 49 employees	7	X	X	X
	Establishments with 50 to 99 employees	5	X	X	X
	Establishments with 100 to 249 employees	—	X	X	X
	Establishments with 250 to 499 employees	—	X	X	X
	Establishments with 500 to 999 employees	—	X	X	X
	Establishments with 1,000 employees or more	—	X	X	X
488510	Freight transportation arrangement				
	All establishments	68	878	9 377	40 666
	Establishments with 1 to 4 employees	27	X	X	X
	Establishments with 5 to 9 employees	18	X	X	X
	Establishments with 10 to 19 employees	11	X	X	X
	Establishments with 20 to 49 employees	7	X	X	X
	Establishments with 50 to 99 employees	5	X	X	X
	Establishments with 100 to 249 employees	—	X	X	X
	Establishments with 250 to 499 employees	—	X	X	X
	Establishments with 500 to 999 employees	—	X	X	X
	Establishments with 1,000 employees or more	—	X	X	X

See footnotes at end of table.

Table 5. Establishments, Employees, and Payroll by Industry and Employment Size of Establishments by County: 2004—Con.

[Excludes most government employees, railroad employees, and self-employed persons. Size class 1 to 4 employees includes establishments having payroll, but no employees, during mid-March pay period. For meaning of abbreviations and symbols, see introductory text. For explanation of terms, see Appendix A. For statement on reliability, see the note at the end of the table and Appendix C]

NAICS code	Geography, kind of business, and employment size class	Establishments (number)	Paid employees for pay period including March 12 (number)	First-quarter payroll (\$1,000)	Annual payroll (\$1,000)
	ESSEX—Con.				
48-49	Transportation and warehousing—Con.				
492	Couriers and messengers				
	All establishments	42	3 743	25 925	102 845
	Establishments with 1 to 4 employees	20	X	X	X
	Establishments with 5 to 9 employees	5	X	X	X
	Establishments with 10 to 19 employees	6	X	X	X
	Establishments with 20 to 49 employees	5	X	X	X
	Establishments with 50 to 99 employees	2	X	X	X
	Establishments with 100 to 249 employees	1	X	X	X
	Establishments with 250 to 499 employees	2	X	X	X
	Establishments with 500 to 999 employees	-	X	X	X
	Establishments with 1,000 employees or more	1	X	X	X
4921	Couriers				
	All establishments	27	3 610	25 194	99 574
	Establishments with 1 to 4 employees	11	X	X	X
	Establishments with 5 to 9 employees	3	X	X	X
	Establishments with 10 to 19 employees	4	X	X	X
	Establishments with 20 to 49 employees	3	X	X	X
	Establishments with 50 to 99 employees	2	X	X	X
	Establishments with 100 to 249 employees	1	X	X	X
	Establishments with 250 to 499 employees	2	X	X	X
	Establishments with 500 to 999 employees	-	X	X	X
	Establishments with 1,000 employees or more	1	X	X	X
49211	Couriers				
	All establishments	27	3 610	25 194	99 574
	Establishments with 1 to 4 employees	11	X	X	X
	Establishments with 5 to 9 employees	3	X	X	X
	Establishments with 10 to 19 employees	4	X	X	X
	Establishments with 20 to 49 employees	3	X	X	X
	Establishments with 50 to 99 employees	2	X	X	X
	Establishments with 100 to 249 employees	1	X	X	X
	Establishments with 250 to 499 employees	2	X	X	X
	Establishments with 500 to 999 employees	-	X	X	X
	Establishments with 1,000 employees or more	1	X	X	X
492110	Couriers				
	All establishments	27	3 610	25 194	99 574
	Establishments with 1 to 4 employees	11	X	X	X
	Establishments with 5 to 9 employees	3	X	X	X
	Establishments with 10 to 19 employees	4	X	X	X
	Establishments with 20 to 49 employees	3	X	X	X
	Establishments with 50 to 99 employees	2	X	X	X
	Establishments with 100 to 249 employees	1	X	X	X
	Establishments with 250 to 499 employees	2	X	X	X
	Establishments with 500 to 999 employees	-	X	X	X
	Establishments with 1,000 employees or more	1	X	X	X
4922	Local messengers and local delivery				
	All establishments	15	133	731	3 271
	Establishments with 1 to 4 employees	9	X	X	X
	Establishments with 5 to 9 employees	2	X	X	X
	Establishments with 10 to 19 employees	2	X	X	X
	Establishments with 20 to 49 employees	2	X	X	X
	Establishments with 50 to 99 employees	-	X	X	X
	Establishments with 100 to 249 employees	-	X	X	X
	Establishments with 250 to 499 employees	-	X	X	X
	Establishments with 500 to 999 employees	-	X	X	X
	Establishments with 1,000 employees or more	-	X	X	X
49221	Local messengers and local delivery				
	All establishments	15	133	731	3 271
	Establishments with 1 to 4 employees	9	X	X	X
	Establishments with 5 to 9 employees	2	X	X	X
	Establishments with 10 to 19 employees	2	X	X	X
	Establishments with 20 to 49 employees	2	X	X	X
	Establishments with 50 to 99 employees	-	X	X	X
	Establishments with 100 to 249 employees	-	X	X	X
	Establishments with 250 to 499 employees	-	X	X	X
	Establishments with 500 to 999 employees	-	X	X	X
	Establishments with 1,000 employees or more	-	X	X	X
492210	Local messengers and local delivery				
	All establishments	15	133	731	3 271
	Establishments with 1 to 4 employees	9	X	X	X
	Establishments with 5 to 9 employees	2	X	X	X
	Establishments with 10 to 19 employees	2	X	X	X
	Establishments with 20 to 49 employees	2	X	X	X
	Establishments with 50 to 99 employees	-	X	X	X
	Establishments with 100 to 249 employees	-	X	X	X
	Establishments with 250 to 499 employees	-	X	X	X
	Establishments with 500 to 999 employees	-	X	X	X
	Establishments with 1,000 employees or more	-	X	X	X

See footnotes at end of table.

Table 5. Establishments, Employees, and Payroll by Industry and Employment Size of Establishments by County: 2004—Con.

[Excludes most government employees, railroad employees, and self-employed persons. Size class 1 to 4 employees includes establishments having payroll, but no employees, during mid-March pay period. For meaning of abbreviations and symbols, see introductory text. For explanation of terms, see Appendix A. For statement on reliability, see the note at the end of the table and Appendix C]

NAICS code	Geography, kind of business, and employment size class	Establishments (number)	Paid employees for pay period including March 12 (number)	First-quarter payroll (\$1,000)	Annual payroll (\$1,000)
	ESSEX—Con.				
48-49	Transportation and warehousing—Con.				
493	Warehousing and storage				
	All establishments	60	1 242	10 761	46 789
	Establishments with 1 to 4 employees	14	X	X	X
	Establishments with 5 to 9 employees	12	X	X	X
	Establishments with 10 to 19 employees	20	X	X	X
	Establishments with 20 to 49 employees	8	X	X	X
	Establishments with 50 to 99 employees	3	X	X	X
	Establishments with 100 to 249 employees	3	X	X	X
	Establishments with 250 to 499 employees	—	X	X	X
	Establishments with 500 to 999 employees	—	X	X	X
	Establishments with 1,000 employees or more	—	X	X	X
4931	Warehousing and storage				
	All establishments	60	1 242	10 761	46 789
	Establishments with 1 to 4 employees	14	X	X	X
	Establishments with 5 to 9 employees	12	X	X	X
	Establishments with 10 to 19 employees	20	X	X	X
	Establishments with 20 to 49 employees	8	X	X	X
	Establishments with 50 to 99 employees	3	X	X	X
	Establishments with 100 to 249 employees	3	X	X	X
	Establishments with 250 to 499 employees	—	X	X	X
	Establishments with 500 to 999 employees	—	X	X	X
	Establishments with 1,000 employees or more	—	X	X	X
49311	General warehousing and storage				
	All establishments	44	862	7 218	31 787
	Establishments with 1 to 4 employees	10	X	X	X
	Establishments with 5 to 9 employees	10	X	X	X
	Establishments with 10 to 19 employees	15	X	X	X
	Establishments with 20 to 49 employees	5	X	X	X
	Establishments with 50 to 99 employees	2	X	X	X
	Establishments with 100 to 249 employees	2	X	X	X
	Establishments with 250 to 499 employees	—	X	X	X
	Establishments with 500 to 999 employees	—	X	X	X
	Establishments with 1,000 employees or more	—	X	X	X
493110	General warehousing and storage				
	All establishments	44	862	7 218	31 787
	Establishments with 1 to 4 employees	10	X	X	X
	Establishments with 5 to 9 employees	10	X	X	X
	Establishments with 10 to 19 employees	15	X	X	X
	Establishments with 20 to 49 employees	5	X	X	X
	Establishments with 50 to 99 employees	2	X	X	X
	Establishments with 100 to 249 employees	2	X	X	X
	Establishments with 250 to 499 employees	—	X	X	X
	Establishments with 500 to 999 employees	—	X	X	X
	Establishments with 1,000 employees or more	—	X	X	X
49319	Other warehousing and storage				
	All establishments	11	194	1 596	7 149
	Establishments with 1 to 4 employees	3	X	X	X
	Establishments with 5 to 9 employees	2	X	X	X
	Establishments with 10 to 19 employees	4	X	X	X
	Establishments with 20 to 49 employees	1	X	X	X
	Establishments with 50 to 99 employees	—	X	X	X
	Establishments with 100 to 249 employees	1	X	X	X
	Establishments with 250 to 499 employees	—	X	X	X
	Establishments with 500 to 999 employees	—	X	X	X
	Establishments with 1,000 employees or more	—	X	X	X
493190	Other warehousing and storage				
	All establishments	11	194	1 596	7 149
	Establishments with 1 to 4 employees	3	X	X	X
	Establishments with 5 to 9 employees	2	X	X	X
	Establishments with 10 to 19 employees	4	X	X	X
	Establishments with 20 to 49 employees	1	X	X	X
	Establishments with 50 to 99 employees	—	X	X	X
	Establishments with 100 to 249 employees	1	X	X	X
	Establishments with 250 to 499 employees	—	X	X	X
	Establishments with 500 to 999 employees	—	X	X	X
	Establishments with 1,000 employees or more	—	X	X	X
51	Information				
	All establishments	333	10 255	204 670	698 607
	Establishments with 1 to 4 employees	175	X	X	X
	Establishments with 5 to 9 employees	49	X	X	X
	Establishments with 10 to 19 employees	46	X	X	X
	Establishments with 20 to 49 employees	28	X	X	X
	Establishments with 50 to 99 employees	22	X	X	X
	Establishments with 100 to 249 employees	5	X	X	X
	Establishments with 250 to 499 employees	5	X	X	X
	Establishments with 500 to 999 employees	1	X	X	X
	Establishments with 1,000 employees or more	2	X	X	X

See footnotes at end of table.

Table 5. Establishments, Employees, and Payroll by Industry and Employment Size of Establishments by County: 2004—Con.

[Excludes most government employees, railroad employees, and self-employed persons. Size class 1 to 4 employees includes establishments having payroll, but no employees, during mid-March pay period. For meaning of abbreviations and symbols, see introductory text. For explanation of terms, see Appendix A. For statement on reliability, see the note at the end of the table and Appendix C]

NAICS code	Geography, kind of business, and employment size class	Establishments (number)	Paid employees for pay period including March 12 (number)	First-quarter payroll (\$1,000)	Annual payroll (\$1,000)
	ESSEX—Con.				
51	Information—Con.				
511	Publishing industries (except Internet)				
	All establishments	73	2 799	45 035	191 357
	Establishments with 1 to 4 employees	38	X	X	X
	Establishments with 5 to 9 employees	12	X	X	X
	Establishments with 10 to 19 employees	12	X	X	X
	Establishments with 20 to 49 employees	6	X	X	X
	Establishments with 50 to 99 employees	1	X	X	X
	Establishments with 100 to 249 employees	2	X	X	X
	Establishments with 250 to 499 employees	1	X	X	X
	Establishments with 500 to 999 employees	—	X	X	X
	Establishments with 1,000 employees or more	1	X	X	X
5111	Newspaper, periodical, book, and directory publishers				
	All establishments	61	2 364	38 776	161 217
	Establishments with 1 to 4 employees	29	X	X	X
	Establishments with 5 to 9 employees	12	X	X	X
	Establishments with 10 to 19 employees	12	X	X	X
	Establishments with 20 to 49 employees	5	X	X	X
	Establishments with 50 to 99 employees	—	X	X	X
	Establishments with 100 to 249 employees	2	X	X	X
	Establishments with 250 to 499 employees	—	X	X	X
	Establishments with 500 to 999 employees	—	X	X	X
	Establishments with 1,000 employees or more	1	X	X	X
51111	Newspaper publishers				
	All establishments	17	g	D	D
	Establishments with 1 to 4 employees	3	X	X	X
	Establishments with 5 to 9 employees	7	X	X	X
	Establishments with 10 to 19 employees	3	X	X	X
	Establishments with 20 to 49 employees	3	X	X	X
	Establishments with 50 to 99 employees	—	X	X	X
	Establishments with 100 to 249 employees	—	X	X	X
	Establishments with 250 to 499 employees	—	X	X	X
	Establishments with 500 to 999 employees	—	X	X	X
	Establishments with 1,000 employees or more	1	X	X	X
511110	Newspaper publishers				
	All establishments	17	g	D	D
	Establishments with 1 to 4 employees	3	X	X	X
	Establishments with 5 to 9 employees	7	X	X	X
	Establishments with 10 to 19 employees	3	X	X	X
	Establishments with 20 to 49 employees	3	X	X	X
	Establishments with 50 to 99 employees	—	X	X	X
	Establishments with 100 to 249 employees	—	X	X	X
	Establishments with 250 to 499 employees	—	X	X	X
	Establishments with 500 to 999 employees	—	X	X	X
	Establishments with 1,000 employees or more	1	X	X	X
51112	Periodical publishers				
	All establishments	28	e	D	D
	Establishments with 1 to 4 employees	17	X	X	X
	Establishments with 5 to 9 employees	2	X	X	X
	Establishments with 10 to 19 employees	7	X	X	X
	Establishments with 20 to 49 employees	1	X	X	X
	Establishments with 50 to 99 employees	—	X	X	X
	Establishments with 100 to 249 employees	1	X	X	X
	Establishments with 250 to 499 employees	—	X	X	X
	Establishments with 500 to 999 employees	—	X	X	X
	Establishments with 1,000 employees or more	—	X	X	X
511120	Periodical publishers				
	All establishments	28	e	D	D
	Establishments with 1 to 4 employees	17	X	X	X
	Establishments with 5 to 9 employees	2	X	X	X
	Establishments with 10 to 19 employees	7	X	X	X
	Establishments with 20 to 49 employees	1	X	X	X
	Establishments with 50 to 99 employees	—	X	X	X
	Establishments with 100 to 249 employees	1	X	X	X
	Establishments with 250 to 499 employees	—	X	X	X
	Establishments with 500 to 999 employees	—	X	X	X
	Establishments with 1,000 employees or more	—	X	X	X
51113	Book publishers				
	All establishments	12	292	4 662	19 207
	Establishments with 1 to 4 employees	6	X	X	X
	Establishments with 5 to 9 employees	3	X	X	X
	Establishments with 10 to 19 employees	1	X	X	X
	Establishments with 20 to 49 employees	1	X	X	X
	Establishments with 50 to 99 employees	—	X	X	X
	Establishments with 100 to 249 employees	1	X	X	X
	Establishments with 250 to 499 employees	—	X	X	X
	Establishments with 500 to 999 employees	—	X	X	X
	Establishments with 1,000 employees or more	—	X	X	X

See footnotes at end of table.

Table 5. Establishments, Employees, and Payroll by Industry and Employment Size of Establishments by County: 2004—Con.

[Excludes most government employees, railroad employees, and self-employed persons. Size class 1 to 4 employees includes establishments having payroll, but no employees, during mid-March pay period. For meaning of abbreviations and symbols, see introductory text. For explanation of terms, see Appendix A. For statement on reliability, see the note at the end of the table and Appendix C]

NAICS code	Geography, kind of business, and employment size class	Establishments (number)	Paid employees for pay period including March 12 (number)	First-quarter payroll (\$1,000)	Annual payroll (\$1,000)
51	ESSEX—Con.				
	Information—Con.				
511	Publishing industries (except Internet)—Con.				
5111	Newspaper, periodical, book, and directory publishers—Con.				
51113	Book publishers—Con.				
511130	Book publishers				
	All establishments	12	292	4 662	19 207
	Establishments with 1 to 4 employees	6	X	X	X
	Establishments with 5 to 9 employees	3	X	X	X
	Establishments with 10 to 19 employees	1	X	X	X
	Establishments with 20 to 49 employees	1	X	X	X
	Establishments with 50 to 99 employees	—	X	X	X
	Establishments with 100 to 249 employees	1	X	X	X
	Establishments with 250 to 499 employees	—	X	X	X
	Establishments with 500 to 999 employees	—	X	X	X
	Establishments with 1,000 employees or more	—	X	X	X
5112	Software publishers				
	All establishments	12	435	6 259	30 140
	Establishments with 1 to 4 employees	9	X	X	X
	Establishments with 5 to 9 employees	—	X	X	X
	Establishments with 10 to 19 employees	—	X	X	X
	Establishments with 20 to 49 employees	1	X	X	X
	Establishments with 50 to 99 employees	1	X	X	X
	Establishments with 100 to 249 employees	—	X	X	X
	Establishments with 250 to 499 employees	1	X	X	X
	Establishments with 500 to 999 employees	—	X	X	X
	Establishments with 1,000 employees or more	—	X	X	X
51121	Software publishers				
	All establishments	12	435	6 259	30 140
	Establishments with 1 to 4 employees	9	X	X	X
	Establishments with 5 to 9 employees	—	X	X	X
	Establishments with 10 to 19 employees	—	X	X	X
	Establishments with 20 to 49 employees	1	X	X	X
	Establishments with 50 to 99 employees	1	X	X	X
	Establishments with 100 to 249 employees	—	X	X	X
	Establishments with 250 to 499 employees	1	X	X	X
	Establishments with 500 to 999 employees	—	X	X	X
	Establishments with 1,000 employees or more	—	X	X	X
511210	Software publishers				
	All establishments	12	435	6 259	30 140
	Establishments with 1 to 4 employees	9	X	X	X
	Establishments with 5 to 9 employees	—	X	X	X
	Establishments with 10 to 19 employees	—	X	X	X
	Establishments with 20 to 49 employees	1	X	X	X
	Establishments with 50 to 99 employees	1	X	X	X
	Establishments with 100 to 249 employees	—	X	X	X
	Establishments with 250 to 499 employees	1	X	X	X
	Establishments with 500 to 999 employees	—	X	X	X
	Establishments with 1,000 employees or more	—	X	X	X
512	Motion picture and sound recording industries				
	All establishments	56	299	1 672	8 750
	Establishments with 1 to 4 employees	38	X	X	X
	Establishments with 5 to 9 employees	8	X	X	X
	Establishments with 10 to 19 employees	6	X	X	X
	Establishments with 20 to 49 employees	4	X	X	X
	Establishments with 50 to 99 employees	—	X	X	X
	Establishments with 100 to 249 employees	—	X	X	X
	Establishments with 250 to 499 employees	—	X	X	X
	Establishments with 500 to 999 employees	—	X	X	X
	Establishments with 1,000 employees or more	—	X	X	X
5121	Motion picture and video industries				
	All establishments	52	294	1 656	8 669
	Establishments with 1 to 4 employees	34	X	X	X
	Establishments with 5 to 9 employees	8	X	X	X
	Establishments with 10 to 19 employees	6	X	X	X
	Establishments with 20 to 49 employees	4	X	X	X
	Establishments with 50 to 99 employees	—	X	X	X
	Establishments with 100 to 249 employees	—	X	X	X
	Establishments with 250 to 499 employees	—	X	X	X
	Establishments with 500 to 999 employees	—	X	X	X
	Establishments with 1,000 employees or more	—	X	X	X
51213	Motion picture and video exhibition				
	All establishments	11	197	453	2 004
	Establishments with 1 to 4 employees	2	X	X	X
	Establishments with 5 to 9 employees	1	X	X	X
	Establishments with 10 to 19 employees	4	X	X	X
	Establishments with 20 to 49 employees	4	X	X	X
	Establishments with 50 to 99 employees	—	X	X	X
	Establishments with 100 to 249 employees	—	X	X	X
	Establishments with 250 to 499 employees	—	X	X	X
	Establishments with 500 to 999 employees	—	X	X	X
	Establishments with 1,000 employees or more	—	X	X	X

See footnotes at end of table.

Table 5. Establishments, Employees, and Payroll by Industry and Employment Size of Establishments by County: 2004—Con.

[Excludes most government employees, railroad employees, and self-employed persons. Size class 1 to 4 employees includes establishments having payroll, but no employees, during mid-March pay period. For meaning of abbreviations and symbols, see introductory text. For explanation of terms, see Appendix A. For statement on reliability, see the note at the end of the table and Appendix C]

NAICS code	Geography, kind of business, and employment size class	Establishments (number)	Paid employees for pay period including March 12 (number)	First-quarter payroll (\$1,000)	Annual payroll (\$1,000)
51	ESSEX—Con.				
	Information—Con.				
512	Motion picture and sound recording industries—Con.				
5121	Motion picture and video industries—Con.				
51213	Motion picture and video exhibition—Con.				
512131	Motion picture theaters (except drive-ins)				
	All establishments	11	197	453	2 004
	Establishments with 1 to 4 employees	2	X	X	X
	Establishments with 5 to 9 employees	1	X	X	X
	Establishments with 10 to 19 employees	4	X	X	X
	Establishments with 20 to 49 employees	4	X	X	X
	Establishments with 50 to 99 employees	—	X	X	X
	Establishments with 100 to 249 employees	—	X	X	X
	Establishments with 250 to 499 employees	—	X	X	X
	Establishments with 500 to 999 employees	—	X	X	X
	Establishments with 1,000 employees or more	—	X	X	X
515	Broadcasting (except Internet)				
	All establishments	11	129	2 756	8 996
	Establishments with 1 to 4 employees	4	X	X	X
	Establishments with 5 to 9 employees	3	X	X	X
	Establishments with 10 to 19 employees	2	X	X	X
	Establishments with 20 to 49 employees	1	X	X	X
	Establishments with 50 to 99 employees	1	X	X	X
	Establishments with 100 to 249 employees	—	X	X	X
	Establishments with 250 to 499 employees	—	X	X	X
	Establishments with 500 to 999 employees	—	X	X	X
	Establishments with 1,000 employees or more	—	X	X	X
5151	Radio and television broadcasting				
	All establishments	9	c	D	D
	Establishments with 1 to 4 employees	2	X	X	X
	Establishments with 5 to 9 employees	3	X	X	X
	Establishments with 10 to 19 employees	2	X	X	X
	Establishments with 20 to 49 employees	1	X	X	X
	Establishments with 50 to 99 employees	1	X	X	X
	Establishments with 100 to 249 employees	—	X	X	X
	Establishments with 250 to 499 employees	—	X	X	X
	Establishments with 500 to 999 employees	—	X	X	X
	Establishments with 1,000 employees or more	—	X	X	X
517	Telecommunications				
	All establishments	117	6 028	140 702	419 011
	Establishments with 1 to 4 employees	47	X	X	X
	Establishments with 5 to 9 employees	18	X	X	X
	Establishments with 10 to 19 employees	14	X	X	X
	Establishments with 20 to 49 employees	12	X	X	X
	Establishments with 50 to 99 employees	19	X	X	X
	Establishments with 100 to 249 employees	2	X	X	X
	Establishments with 250 to 499 employees	3	X	X	X
	Establishments with 500 to 999 employees	1	X	X	X
	Establishments with 1,000 employees or more	1	X	X	X
5171	Wired telecommunications carriers				
	All establishments	78	3 161	68 440	192 227
	Establishments with 1 to 4 employees	29	X	X	X
	Establishments with 5 to 9 employees	13	X	X	X
	Establishments with 10 to 19 employees	9	X	X	X
	Establishments with 20 to 49 employees	9	X	X	X
	Establishments with 50 to 99 employees	13	X	X	X
	Establishments with 100 to 249 employees	2	X	X	X
	Establishments with 250 to 499 employees	2	X	X	X
	Establishments with 500 to 999 employees	1	X	X	X
	Establishments with 1,000 employees or more	—	X	X	X
51711	Wired telecommunications carriers				
	All establishments	78	3 161	68 440	192 227
	Establishments with 1 to 4 employees	29	X	X	X
	Establishments with 5 to 9 employees	13	X	X	X
	Establishments with 10 to 19 employees	9	X	X	X
	Establishments with 20 to 49 employees	9	X	X	X
	Establishments with 50 to 99 employees	13	X	X	X
	Establishments with 100 to 249 employees	2	X	X	X
	Establishments with 250 to 499 employees	2	X	X	X
	Establishments with 500 to 999 employees	1	X	X	X
	Establishments with 1,000 employees or more	—	X	X	X
517110	Wired telecommunications carriers				
	All establishments	78	3 161	68 440	192 227
	Establishments with 1 to 4 employees	29	X	X	X
	Establishments with 5 to 9 employees	13	X	X	X
	Establishments with 10 to 19 employees	9	X	X	X
	Establishments with 20 to 49 employees	9	X	X	X
	Establishments with 50 to 99 employees	13	X	X	X
	Establishments with 100 to 249 employees	2	X	X	X
	Establishments with 250 to 499 employees	2	X	X	X
	Establishments with 500 to 999 employees	1	X	X	X
	Establishments with 1,000 employees or more	—	X	X	X

See footnotes at end of table.

Table 5. Establishments, Employees, and Payroll by Industry and Employment Size of Establishments by County: 2004—Con.

[Excludes most government employees, railroad employees, and self-employed persons. Size class 1 to 4 employees includes establishments having payroll, but no employees, during mid-March pay period. For meaning of abbreviations and symbols, see introductory text. For explanation of terms, see Appendix A. For statement on reliability, see the note at the end of the table and Appendix C]

NAICS code	Geography, kind of business, and employment size class	Establishments (number)	Paid employees for pay period including March 12 (number)	First-quarter payroll (\$1,000)	Annual payroll (\$1,000)
51	ESSEX—Con.				
	Information—Con.				
517	Telecommunications—Con.				
5172	Wireless telecommunications carriers (except satellite)				
	All establishments	20	e	D	D
	Establishments with 1 to 4 employees	8	X	X	X
	Establishments with 5 to 9 employees	4	X	X	X
	Establishments with 10 to 19 employees	5	X	X	X
	Establishments with 20 to 49 employees	1	X	X	X
	Establishments with 50 to 99 employees	2	X	X	X
	Establishments with 100 to 249 employees	—	X	X	X
	Establishments with 250 to 499 employees	—	X	X	X
	Establishments with 500 to 999 employees	—	X	X	X
	Establishments with 1,000 employees or more	—	X	X	X
51721	Wireless telecommunications carriers (except satellite)				
	All establishments	20	e	D	D
	Establishments with 1 to 4 employees	8	X	X	X
	Establishments with 5 to 9 employees	4	X	X	X
	Establishments with 10 to 19 employees	5	X	X	X
	Establishments with 20 to 49 employees	1	X	X	X
	Establishments with 50 to 99 employees	2	X	X	X
	Establishments with 100 to 249 employees	—	X	X	X
	Establishments with 250 to 499 employees	—	X	X	X
	Establishments with 500 to 999 employees	—	X	X	X
	Establishments with 1,000 employees or more	—	X	X	X
517212	Cellular and other wireless telecommunications				
	All establishments	17	e	D	D
	Establishments with 1 to 4 employees	5	X	X	X
	Establishments with 5 to 9 employees	4	X	X	X
	Establishments with 10 to 19 employees	5	X	X	X
	Establishments with 20 to 49 employees	1	X	X	X
	Establishments with 50 to 99 employees	2	X	X	X
	Establishments with 100 to 249 employees	—	X	X	X
	Establishments with 250 to 499 employees	—	X	X	X
	Establishments with 500 to 999 employees	—	X	X	X
	Establishments with 1,000 employees or more	—	X	X	X
5173	Telecommunications resellers				
	All establishments	8	g	D	D
	Establishments with 1 to 4 employees	6	X	X	X
	Establishments with 5 to 9 employees	—	X	X	X
	Establishments with 10 to 19 employees	—	X	X	X
	Establishments with 20 to 49 employees	—	X	X	X
	Establishments with 50 to 99 employees	1	X	X	X
	Establishments with 100 to 249 employees	—	X	X	X
	Establishments with 250 to 499 employees	—	X	X	X
	Establishments with 500 to 999 employees	—	X	X	X
	Establishments with 1,000 employees or more	1	X	X	X
51731	Telecommunications resellers				
	All establishments	8	g	D	D
	Establishments with 1 to 4 employees	6	X	X	X
	Establishments with 5 to 9 employees	—	X	X	X
	Establishments with 10 to 19 employees	—	X	X	X
	Establishments with 20 to 49 employees	—	X	X	X
	Establishments with 50 to 99 employees	1	X	X	X
	Establishments with 100 to 249 employees	—	X	X	X
	Establishments with 250 to 499 employees	—	X	X	X
	Establishments with 500 to 999 employees	—	X	X	X
	Establishments with 1,000 employees or more	1	X	X	X
517310	Telecommunications resellers				
	All establishments	8	g	D	D
	Establishments with 1 to 4 employees	6	X	X	X
	Establishments with 5 to 9 employees	—	X	X	X
	Establishments with 10 to 19 employees	—	X	X	X
	Establishments with 20 to 49 employees	—	X	X	X
	Establishments with 50 to 99 employees	1	X	X	X
	Establishments with 100 to 249 employees	—	X	X	X
	Establishments with 250 to 499 employees	—	X	X	X
	Establishments with 500 to 999 employees	—	X	X	X
	Establishments with 1,000 employees or more	1	X	X	X
5175	Cable and other program distribution				
	All establishments	7	592	7 428	31 039
	Establishments with 1 to 4 employees	2	X	X	X
	Establishments with 5 to 9 employees	—	X	X	X
	Establishments with 10 to 19 employees	—	X	X	X
	Establishments with 20 to 49 employees	1	X	X	X
	Establishments with 50 to 99 employees	3	X	X	X
	Establishments with 100 to 249 employees	—	X	X	X
	Establishments with 250 to 499 employees	1	X	X	X
	Establishments with 500 to 999 employees	—	X	X	X
	Establishments with 1,000 employees or more	—	X	X	X

See footnotes at end of table.

Table 5. Establishments, Employees, and Payroll by Industry and Employment Size of Establishments by County: 2004—Con.

[Excludes most government employees, railroad employees, and self-employed persons. Size class 1 to 4 employees includes establishments having payroll, but no employees, during mid-March pay period. For meaning of abbreviations and symbols, see introductory text. For explanation of terms, see Appendix A. For statement on reliability, see the note at the end of the table and Appendix C]

NAICS code	Geography, kind of business, and employment size class	Establishments (number)	Paid employees for pay period including March 12 (number)	First-quarter payroll (\$1,000)	Annual payroll (\$1,000)
51	ESSEX—Con.				
	Information—Con.				
517	Telecommunications—Con.				
5175	Cable and other program distribution—Con.				
51751	Cable and other program distribution				
	All establishments	7	592	7 428	31 039
	Establishments with 1 to 4 employees	2	X	X	X
	Establishments with 5 to 9 employees	—	X	X	X
	Establishments with 10 to 19 employees	—	X	X	X
	Establishments with 20 to 49 employees	1	X	X	X
	Establishments with 50 to 99 employees	3	X	X	X
	Establishments with 100 to 249 employees	—	X	X	X
	Establishments with 250 to 499 employees	1	X	X	X
	Establishments with 500 to 999 employees	—	X	X	X
	Establishments with 1,000 employees or more	—	X	X	X
517510	Cable and other program distribution				
	All establishments	7	592	7 428	31 039
	Establishments with 1 to 4 employees	2	X	X	X
	Establishments with 5 to 9 employees	—	X	X	X
	Establishments with 10 to 19 employees	—	X	X	X
	Establishments with 20 to 49 employees	1	X	X	X
	Establishments with 50 to 99 employees	3	X	X	X
	Establishments with 100 to 249 employees	—	X	X	X
	Establishments with 250 to 499 employees	1	X	X	X
	Establishments with 500 to 999 employees	—	X	X	X
	Establishments with 1,000 employees or more	—	X	X	X
518	Internet service providers, web search portals, and data processing services				
	All establishments	59	926	13 696	67 349
	Establishments with 1 to 4 employees	35	X	X	X
	Establishments with 5 to 9 employees	6	X	X	X
	Establishments with 10 to 19 employees	11	X	X	X
	Establishments with 20 to 49 employees	4	X	X	X
	Establishments with 50 to 99 employees	1	X	X	X
	Establishments with 100 to 249 employees	1	X	X	X
	Establishments with 250 to 499 employees	1	X	X	X
	Establishments with 500 to 999 employees	—	X	X	X
	Establishments with 1,000 employees or more	—	X	X	X
5182	Data processing, hosting, and related services				
	All establishments	48	882	12 951	64 154
	Establishments with 1 to 4 employees	27	X	X	X
	Establishments with 5 to 9 employees	5	X	X	X
	Establishments with 10 to 19 employees	9	X	X	X
	Establishments with 20 to 49 employees	4	X	X	X
	Establishments with 50 to 99 employees	1	X	X	X
	Establishments with 100 to 249 employees	1	X	X	X
	Establishments with 250 to 499 employees	1	X	X	X
	Establishments with 500 to 999 employees	—	X	X	X
	Establishments with 1,000 employees or more	—	X	X	X
51821	Data processing, hosting, and related services				
	All establishments	48	882	12 951	64 154
	Establishments with 1 to 4 employees	27	X	X	X
	Establishments with 5 to 9 employees	5	X	X	X
	Establishments with 10 to 19 employees	9	X	X	X
	Establishments with 20 to 49 employees	4	X	X	X
	Establishments with 50 to 99 employees	1	X	X	X
	Establishments with 100 to 249 employees	1	X	X	X
	Establishments with 250 to 499 employees	1	X	X	X
	Establishments with 500 to 999 employees	—	X	X	X
	Establishments with 1,000 employees or more	—	X	X	X
518210	Data processing, hosting, and related services				
	All establishments	48	882	12 951	64 154
	Establishments with 1 to 4 employees	27	X	X	X
	Establishments with 5 to 9 employees	5	X	X	X
	Establishments with 10 to 19 employees	9	X	X	X
	Establishments with 20 to 49 employees	4	X	X	X
	Establishments with 50 to 99 employees	1	X	X	X
	Establishments with 100 to 249 employees	1	X	X	X
	Establishments with 250 to 499 employees	1	X	X	X
	Establishments with 500 to 999 employees	—	X	X	X
	Establishments with 1,000 employees or more	—	X	X	X
52	Finance and insurance				
	All establishments	1 056	24 644	824 707	2 227 016
	Establishments with 1 to 4 employees	531	X	X	X
	Establishments with 5 to 9 employees	228	X	X	X
	Establishments with 10 to 19 employees	139	X	X	X
	Establishments with 20 to 49 employees	78	X	X	X
	Establishments with 50 to 99 employees	39	X	X	X
	Establishments with 100 to 249 employees	26	X	X	X
	Establishments with 250 to 499 employees	6	X	X	X
	Establishments with 500 to 999 employees	6	X	X	X
	Establishments with 1,000 employees or more	3	X	X	X

See footnotes at end of table.

Table 5. Establishments, Employees, and Payroll by Industry and Employment Size of Establishments by County: 2004—Con.

[Excludes most government employees, railroad employees, and self-employed persons. Size class 1 to 4 employees includes establishments having payroll, but no employees, during mid-March pay period. For meaning of abbreviations and symbols, see introductory text. For explanation of terms, see Appendix A. For statement on reliability, see the note at the end of the table and Appendix C]

NAICS code	Geography, kind of business, and employment size class	Establishments (number)	Paid employees for pay period including March 12 (number)	First-quarter payroll (\$1,000)	Annual payroll (\$1,000)
	ESSEX—Con.				
52	Finance and insurance—Con.				
522	Credit intermediation and related activities				
	All establishments	454	8 133	118 605	413 396
	Establishments with 1 to 4 employees	136	X	X	X
	Establishments with 5 to 9 employees	156	X	X	X
	Establishments with 10 to 19 employees	90	X	X	X
	Establishments with 20 to 49 employees	48	X	X	X
	Establishments with 50 to 99 employees	11	X	X	X
	Establishments with 100 to 249 employees	9	X	X	X
	Establishments with 250 to 499 employees	2	X	X	X
	Establishments with 500 to 999 employees	2	X	X	X
	Establishments with 1,000 employees or more	—	X	X	X
5221	Depository credit intermediation				
	All establishments	293	4 191	46 322	169 041
	Establishments with 1 to 4 employees	52	X	X	X
	Establishments with 5 to 9 employees	120	X	X	X
	Establishments with 10 to 19 employees	77	X	X	X
	Establishments with 20 to 49 employees	31	X	X	X
	Establishments with 50 to 99 employees	8	X	X	X
	Establishments with 100 to 249 employees	5	X	X	X
	Establishments with 250 to 499 employees	—	X	X	X
	Establishments with 500 to 999 employees	—	X	X	X
	Establishments with 1,000 employees or more	—	X	X	X
52211	Commercial banking				
	All establishments	174	2 663	27 972	95 577
	Establishments with 1 to 4 employees	26	X	X	X
	Establishments with 5 to 9 employees	69	X	X	X
	Establishments with 10 to 19 employees	50	X	X	X
	Establishments with 20 to 49 employees	21	X	X	X
	Establishments with 50 to 99 employees	5	X	X	X
	Establishments with 100 to 249 employees	3	X	X	X
	Establishments with 250 to 499 employees	—	X	X	X
	Establishments with 500 to 999 employees	—	X	X	X
	Establishments with 1,000 employees or more	—	X	X	X
522110	Commercial banking				
	All establishments	174	2 663	27 972	95 577
	Establishments with 1 to 4 employees	26	X	X	X
	Establishments with 5 to 9 employees	69	X	X	X
	Establishments with 10 to 19 employees	50	X	X	X
	Establishments with 20 to 49 employees	21	X	X	X
	Establishments with 50 to 99 employees	5	X	X	X
	Establishments with 100 to 249 employees	3	X	X	X
	Establishments with 250 to 499 employees	—	X	X	X
	Establishments with 500 to 999 employees	—	X	X	X
	Establishments with 1,000 employees or more	—	X	X	X
52212	Savings institutions				
	All establishments	87	1 320	16 668	66 838
	Establishments with 1 to 4 employees	7	X	X	X
	Establishments with 5 to 9 employees	41	X	X	X
	Establishments with 10 to 19 employees	25	X	X	X
	Establishments with 20 to 49 employees	10	X	X	X
	Establishments with 50 to 99 employees	2	X	X	X
	Establishments with 100 to 249 employees	2	X	X	X
	Establishments with 250 to 499 employees	—	X	X	X
	Establishments with 500 to 999 employees	—	X	X	X
	Establishments with 1,000 employees or more	—	X	X	X
522120	Savings institutions				
	All establishments	87	1 320	16 668	66 838
	Establishments with 1 to 4 employees	7	X	X	X
	Establishments with 5 to 9 employees	41	X	X	X
	Establishments with 10 to 19 employees	25	X	X	X
	Establishments with 20 to 49 employees	10	X	X	X
	Establishments with 50 to 99 employees	2	X	X	X
	Establishments with 100 to 249 employees	2	X	X	X
	Establishments with 250 to 499 employees	—	X	X	X
	Establishments with 500 to 999 employees	—	X	X	X
	Establishments with 1,000 employees or more	—	X	X	X
52213	Credit unions				
	All establishments	32	208	1 682	6 626
	Establishments with 1 to 4 employees	19	X	X	X
	Establishments with 5 to 9 employees	10	X	X	X
	Establishments with 10 to 19 employees	2	X	X	X
	Establishments with 20 to 49 employees	—	X	X	X
	Establishments with 50 to 99 employees	1	X	X	X
	Establishments with 100 to 249 employees	—	X	X	X
	Establishments with 250 to 499 employees	—	X	X	X
	Establishments with 500 to 999 employees	—	X	X	X
	Establishments with 1,000 employees or more	—	X	X	X

See footnotes at end of table.

Table 5. Establishments, Employees, and Payroll by Industry and Employment Size of Establishments by County: 2004—Con.

[Excludes most government employees, railroad employees, and self-employed persons. Size class 1 to 4 employees includes establishments having payroll, but no employees, during mid-March pay period. For meaning of abbreviations and symbols, see introductory text. For explanation of terms, see Appendix A. For statement on reliability, see the note at the end of the table and Appendix C]

NAICS code	Geography, kind of business, and employment size class	Establishments (number)	Paid employees for pay period including March 12 (number)	First-quarter payroll (\$1,000)	Annual payroll (\$1,000)
52	ESSEX—Con.				
	Finance and insurance—Con.				
522	Credit intermediation and related activities—Con.				
5221	Depository credit intermediation—Con.				
52213	Credit unions—Con.				
522130	Credit unions				
	All establishments	32	208	1 682	6 626
	Establishments with 1 to 4 employees	19	X	X	X
	Establishments with 5 to 9 employees	10	X	X	X
	Establishments with 10 to 19 employees	2	X	X	X
	Establishments with 20 to 49 employees	—	X	X	X
	Establishments with 50 to 99 employees	1	X	X	X
	Establishments with 100 to 249 employees	—	X	X	X
	Establishments with 250 to 499 employees	—	X	X	X
	Establishments with 500 to 999 employees	—	X	X	X
	Establishments with 1,000 employees or more	—	X	X	X
5222	Nondepository credit intermediation				
	All establishments	89	2 731	56 333	179 316
	Establishments with 1 to 4 employees	38	X	X	X
	Establishments with 5 to 9 employees	19	X	X	X
	Establishments with 10 to 19 employees	7	X	X	X
	Establishments with 20 to 49 employees	16	X	X	X
	Establishments with 50 to 99 employees	3	X	X	X
	Establishments with 100 to 249 employees	3	X	X	X
	Establishments with 250 to 499 employees	2	X	X	X
	Establishments with 500 to 999 employees	1	X	X	X
	Establishments with 1,000 employees or more	—	X	X	X
52222	Sales financing				
	All establishments	19	g	D	D
	Establishments with 1 to 4 employees	8	X	X	X
	Establishments with 5 to 9 employees	—	X	X	X
	Establishments with 10 to 19 employees	1	X	X	X
	Establishments with 20 to 49 employees	5	X	X	X
	Establishments with 50 to 99 employees	1	X	X	X
	Establishments with 100 to 249 employees	1	X	X	X
	Establishments with 250 to 499 employees	2	X	X	X
	Establishments with 500 to 999 employees	1	X	X	X
	Establishments with 1,000 employees or more	—	X	X	X
522220	Sales financing				
	All establishments	19	g	D	D
	Establishments with 1 to 4 employees	8	X	X	X
	Establishments with 5 to 9 employees	—	X	X	X
	Establishments with 10 to 19 employees	1	X	X	X
	Establishments with 20 to 49 employees	5	X	X	X
	Establishments with 50 to 99 employees	1	X	X	X
	Establishments with 100 to 249 employees	1	X	X	X
	Establishments with 250 to 499 employees	2	X	X	X
	Establishments with 500 to 999 employees	1	X	X	X
	Establishments with 1,000 employees or more	—	X	X	X
52229	Other nondepository credit intermediation				
	All establishments	69	g	D	D
	Establishments with 1 to 4 employees	29	X	X	X
	Establishments with 5 to 9 employees	19	X	X	X
	Establishments with 10 to 19 employees	6	X	X	X
	Establishments with 20 to 49 employees	11	X	X	X
	Establishments with 50 to 99 employees	2	X	X	X
	Establishments with 100 to 249 employees	2	X	X	X
	Establishments with 250 to 499 employees	—	X	X	X
	Establishments with 500 to 999 employees	—	X	X	X
	Establishments with 1,000 employees or more	—	X	X	X
522292	Real estate credit				
	All establishments	47	906	14 146	67 970
	Establishments with 1 to 4 employees	14	X	X	X
	Establishments with 5 to 9 employees	14	X	X	X
	Establishments with 10 to 19 employees	6	X	X	X
	Establishments with 20 to 49 employees	9	X	X	X
	Establishments with 50 to 99 employees	2	X	X	X
	Establishments with 100 to 249 employees	2	X	X	X
	Establishments with 250 to 499 employees	—	X	X	X
	Establishments with 500 to 999 employees	—	X	X	X
	Establishments with 1,000 employees or more	—	X	X	X
5223	Activities related to credit intermediation				
	All establishments	72	1 211	15 950	65 039
	Establishments with 1 to 4 employees	46	X	X	X
	Establishments with 5 to 9 employees	17	X	X	X
	Establishments with 10 to 19 employees	6	X	X	X
	Establishments with 20 to 49 employees	1	X	X	X
	Establishments with 50 to 99 employees	—	X	X	X
	Establishments with 100 to 249 employees	1	X	X	X
	Establishments with 250 to 499 employees	—	X	X	X
	Establishments with 500 to 999 employees	1	X	X	X
	Establishments with 1,000 employees or more	—	X	X	X

See footnotes at end of table.

Table 5. Establishments, Employees, and Payroll by Industry and Employment Size of Establishments by County: 2004—Con.

[Excludes most government employees, railroad employees, and self-employed persons. Size class 1 to 4 employees includes establishments having payroll, but no employees, during mid-March pay period. For meaning of abbreviations and symbols, see introductory text. For explanation of terms, see Appendix A. For statement on reliability, see the note at the end of the table and Appendix C]

NAICS code	Geography, kind of business, and employment size class	Establishments (number)	Paid employees for pay period including March 12 (number)	First-quarter payroll (\$1,000)	Annual payroll (\$1,000)
52	ESSEX—Con.				
	Finance and insurance—Con.				
522	Credit intermediation and related activities—Con.				
5223	Activities related to credit intermediation—Con.				
52231	Mortgage and nonmortgage loan brokers				
	All establishments	25	129	1 144	4 960
	Establishments with 1 to 4 employees	18	X	X	X
	Establishments with 5 to 9 employees	4	X	X	X
	Establishments with 10 to 19 employees	2	X	X	X
	Establishments with 20 to 49 employees	1	X	X	X
	Establishments with 50 to 99 employees	—	X	X	X
	Establishments with 100 to 249 employees	—	X	X	X
	Establishments with 250 to 499 employees	—	X	X	X
	Establishments with 500 to 999 employees	—	X	X	X
	Establishments with 1,000 employees or more	—	X	X	X
522310	Mortgage and nonmortgage loan brokers				
	All establishments	25	129	1 144	4 960
	Establishments with 1 to 4 employees	18	X	X	X
	Establishments with 5 to 9 employees	4	X	X	X
	Establishments with 10 to 19 employees	2	X	X	X
	Establishments with 20 to 49 employees	1	X	X	X
	Establishments with 50 to 99 employees	—	X	X	X
	Establishments with 100 to 249 employees	—	X	X	X
	Establishments with 250 to 499 employees	—	X	X	X
	Establishments with 500 to 999 employees	—	X	X	X
	Establishments with 1,000 employees or more	—	X	X	X
52232	Financial transactions processing, reserve, and clearinghouse activities				
	All establishments	13	927	13 253	53 288
	Establishments with 1 to 4 employees	7	X	X	X
	Establishments with 5 to 9 employees	3	X	X	X
	Establishments with 10 to 19 employees	1	X	X	X
	Establishments with 20 to 49 employees	—	X	X	X
	Establishments with 50 to 99 employees	—	X	X	X
	Establishments with 100 to 249 employees	1	X	X	X
	Establishments with 250 to 499 employees	—	X	X	X
	Establishments with 500 to 999 employees	1	X	X	X
	Establishments with 1,000 employees or more	—	X	X	X
522320	Financial transactions processing, reserve, and clearinghouse activities				
	All establishments	13	927	13 253	53 288
	Establishments with 1 to 4 employees	7	X	X	X
	Establishments with 5 to 9 employees	3	X	X	X
	Establishments with 10 to 19 employees	1	X	X	X
	Establishments with 20 to 49 employees	—	X	X	X
	Establishments with 50 to 99 employees	—	X	X	X
	Establishments with 100 to 249 employees	1	X	X	X
	Establishments with 250 to 499 employees	—	X	X	X
	Establishments with 500 to 999 employees	1	X	X	X
	Establishments with 1,000 employees or more	—	X	X	X
52239	Other activities related to credit intermediation				
	All establishments	34	155	1 553	6 791
	Establishments with 1 to 4 employees	21	X	X	X
	Establishments with 5 to 9 employees	10	X	X	X
	Establishments with 10 to 19 employees	3	X	X	X
	Establishments with 20 to 49 employees	—	X	X	X
	Establishments with 50 to 99 employees	—	X	X	X
	Establishments with 100 to 249 employees	—	X	X	X
	Establishments with 250 to 499 employees	—	X	X	X
	Establishments with 500 to 999 employees	—	X	X	X
	Establishments with 1,000 employees or more	—	X	X	X
522390	Other activities related to credit intermediation				
	All establishments	34	155	1 553	6 791
	Establishments with 1 to 4 employees	21	X	X	X
	Establishments with 5 to 9 employees	10	X	X	X
	Establishments with 10 to 19 employees	3	X	X	X
	Establishments with 20 to 49 employees	—	X	X	X
	Establishments with 50 to 99 employees	—	X	X	X
	Establishments with 100 to 249 employees	—	X	X	X
	Establishments with 250 to 499 employees	—	X	X	X
	Establishments with 500 to 999 employees	—	X	X	X
	Establishments with 1,000 employees or more	—	X	X	X
523	Securities, commodity contracts, other financial investments, and related activities				
	All establishments	240	g	D	D
	Establishments with 1 to 4 employees	186	X	X	X
	Establishments with 5 to 9 employees	20	X	X	X
	Establishments with 10 to 19 employees	12	X	X	X
	Establishments with 20 to 49 employees	9	X	X	X
	Establishments with 50 to 99 employees	10	X	X	X
	Establishments with 100 to 249 employees	3	X	X	X
	Establishments with 250 to 499 employees	—	X	X	X

See footnotes at end of table.

Table 5. Establishments, Employees, and Payroll by Industry and Employment Size of Establishments by County: 2004—Con.

[Excludes most government employees, railroad employees, and self-employed persons. Size class 1 to 4 employees includes establishments having payroll, but no employees, during mid-March pay period. For meaning of abbreviations and symbols, see introductory text. For explanation of terms, see Appendix A. For statement on reliability, see the note at the end of the table and Appendix C]

NAICS code	Geography, kind of business, and employment size class	Establishments (number)	Paid employees for pay period including March 12 (number)	First-quarter payroll (\$1,000)	Annual payroll (\$1,000)
52	ESSEX—Con.				
	Finance and insurance—Con.				
523	Securities, commodity contracts, other financial investments, and related activities—Con.				
	All establishments—Con.				
	Establishments with 500 to 999 employees	—	X	X	X
	Establishments with 1,000 employees or more	—	X	X	X
5231	Securities and commodity contracts intermediation and brokerage				
	All establishments	125	g	D	D
	Establishments with 1 to 4 employees	98	X	X	X
	Establishments with 5 to 9 employees	8	X	X	X
	Establishments with 10 to 19 employees	6	X	X	X
	Establishments with 20 to 49 employees	4	X	X	X
	Establishments with 50 to 99 employees	7	X	X	X
	Establishments with 100 to 249 employees	2	X	X	X
	Establishments with 250 to 499 employees	—	X	X	X
	Establishments with 500 to 999 employees	—	X	X	X
	Establishments with 1,000 employees or more	—	X	X	X
52311	Investment banking and securities dealing				
	All establishments	53	103	2 556	19 900
	Establishments with 1 to 4 employees	48	X	X	X
	Establishments with 5 to 9 employees	1	X	X	X
	Establishments with 10 to 19 employees	2	X	X	X
	Establishments with 20 to 49 employees	2	X	X	X
	Establishments with 50 to 99 employees	—	X	X	X
	Establishments with 100 to 249 employees	—	X	X	X
	Establishments with 250 to 499 employees	—	X	X	X
	Establishments with 500 to 999 employees	—	X	X	X
	Establishments with 1,000 employees or more	—	X	X	X
523110	Investment banking and securities dealing				
	All establishments	53	103	2 556	19 900
	Establishments with 1 to 4 employees	48	X	X	X
	Establishments with 5 to 9 employees	1	X	X	X
	Establishments with 10 to 19 employees	2	X	X	X
	Establishments with 20 to 49 employees	2	X	X	X
	Establishments with 50 to 99 employees	—	X	X	X
	Establishments with 100 to 249 employees	—	X	X	X
	Establishments with 250 to 499 employees	—	X	X	X
	Establishments with 500 to 999 employees	—	X	X	X
	Establishments with 1,000 employees or more	—	X	X	X
52312	Securities brokerage				
	All establishments	64	918	50 979	164 116
	Establishments with 1 to 4 employees	43	X	X	X
	Establishments with 5 to 9 employees	7	X	X	X
	Establishments with 10 to 19 employees	3	X	X	X
	Establishments with 20 to 49 employees	2	X	X	X
	Establishments with 50 to 99 employees	7	X	X	X
	Establishments with 100 to 249 employees	2	X	X	X
	Establishments with 250 to 499 employees	—	X	X	X
	Establishments with 500 to 999 employees	—	X	X	X
	Establishments with 1,000 employees or more	—	X	X	X
523120	Securities brokerage				
	All establishments	64	918	50 979	164 116
	Establishments with 1 to 4 employees	43	X	X	X
	Establishments with 5 to 9 employees	7	X	X	X
	Establishments with 10 to 19 employees	3	X	X	X
	Establishments with 20 to 49 employees	2	X	X	X
	Establishments with 50 to 99 employees	7	X	X	X
	Establishments with 100 to 249 employees	2	X	X	X
	Establishments with 250 to 499 employees	—	X	X	X
	Establishments with 500 to 999 employees	—	X	X	X
	Establishments with 1,000 employees or more	—	X	X	X
5239	Other financial investment activities				
	All establishments	114	f	D	D
	Establishments with 1 to 4 employees	87	X	X	X
	Establishments with 5 to 9 employees	12	X	X	X
	Establishments with 10 to 19 employees	6	X	X	X
	Establishments with 20 to 49 employees	5	X	X	X
	Establishments with 50 to 99 employees	3	X	X	X
	Establishments with 100 to 249 employees	1	X	X	X
	Establishments with 250 to 499 employees	—	X	X	X
	Establishments with 500 to 999 employees	—	X	X	X
	Establishments with 1,000 employees or more	—	X	X	X
52391	Miscellaneous intermediation				
	All establishments	15	c	D	D
	Establishments with 1 to 4 employees	11	X	X	X
	Establishments with 5 to 9 employees	1	X	X	X
	Establishments with 10 to 19 employees	—	X	X	X
	Establishments with 20 to 49 employees	2	X	X	X
	Establishments with 50 to 99 employees	1	X	X	X
	Establishments with 100 to 249 employees	—	X	X	X
	Establishments with 250 to 499 employees	—	X	X	X

See footnotes at end of table.

Table 5. Establishments, Employees, and Payroll by Industry and Employment Size of Establishments by County: 2004—Con.

[Excludes most government employees, railroad employees, and self-employed persons. Size class 1 to 4 employees includes establishments having payroll, but no employees, during mid-March pay period. For meaning of abbreviations and symbols, see introductory text. For explanation of terms, see Appendix A. For statement on reliability, see the note at the end of the table and Appendix C]

NAICS code	Geography, kind of business, and employment size class	Establishments (number)	Paid employees for pay period including March 12 (number)	First-quarter payroll (\$1,000)	Annual payroll (\$1,000)
	ESSEX—Con.				
52	Finance and insurance—Con.				
523	Securities, commodity contracts, other financial investments, and related activities—Con.				
5239	Other financial investment activities—Con.				
52391	Miscellaneous intermediation—Con.				
	All establishments—Con.				
	Establishments with 500 to 999 employees	—	X	X	X
	Establishments with 1,000 employees or more	—	X	X	X
523910	Miscellaneous intermediation				
	All establishments	15	c	D	D
	Establishments with 1 to 4 employees	11	X	X	X
	Establishments with 5 to 9 employees	1	X	X	X
	Establishments with 10 to 19 employees	—	X	X	X
	Establishments with 20 to 49 employees	2	X	X	X
	Establishments with 50 to 99 employees	1	X	X	X
	Establishments with 100 to 249 employees	—	X	X	X
	Establishments with 250 to 499 employees	—	X	X	X
	Establishments with 500 to 999 employees	—	X	X	X
	Establishments with 1,000 employees or more	—	X	X	X
52392	Portfolio management				
	All establishments	38	235	19 255	60 492
	Establishments with 1 to 4 employees	26	X	X	X
	Establishments with 5 to 9 employees	5	X	X	X
	Establishments with 10 to 19 employees	5	X	X	X
	Establishments with 20 to 49 employees	1	X	X	X
	Establishments with 50 to 99 employees	1	X	X	X
	Establishments with 100 to 249 employees	—	X	X	X
	Establishments with 250 to 499 employees	—	X	X	X
	Establishments with 500 to 999 employees	—	X	X	X
	Establishments with 1,000 employees or more	—	X	X	X
523920	Portfolio management				
	All establishments	38	235	19 255	60 492
	Establishments with 1 to 4 employees	26	X	X	X
	Establishments with 5 to 9 employees	5	X	X	X
	Establishments with 10 to 19 employees	5	X	X	X
	Establishments with 20 to 49 employees	1	X	X	X
	Establishments with 50 to 99 employees	1	X	X	X
	Establishments with 100 to 249 employees	—	X	X	X
	Establishments with 250 to 499 employees	—	X	X	X
	Establishments with 500 to 999 employees	—	X	X	X
	Establishments with 1,000 employees or more	—	X	X	X
52393	Investment advice				
	All establishments	58	485	27 093	50 401
	Establishments with 1 to 4 employees	48	X	X	X
	Establishments with 5 to 9 employees	6	X	X	X
	Establishments with 10 to 19 employees	1	X	X	X
	Establishments with 20 to 49 employees	1	X	X	X
	Establishments with 50 to 99 employees	1	X	X	X
	Establishments with 100 to 249 employees	1	X	X	X
	Establishments with 250 to 499 employees	—	X	X	X
	Establishments with 500 to 999 employees	—	X	X	X
	Establishments with 1,000 employees or more	—	X	X	X
523930	Investment advice				
	All establishments	58	485	27 093	50 401
	Establishments with 1 to 4 employees	48	X	X	X
	Establishments with 5 to 9 employees	6	X	X	X
	Establishments with 10 to 19 employees	1	X	X	X
	Establishments with 20 to 49 employees	1	X	X	X
	Establishments with 50 to 99 employees	1	X	X	X
	Establishments with 100 to 249 employees	1	X	X	X
	Establishments with 250 to 499 employees	—	X	X	X
	Establishments with 500 to 999 employees	—	X	X	X
	Establishments with 1,000 employees or more	—	X	X	X
524	Insurance carriers and related activities				
	All establishments	355	14 412	583 448	1 360 785
	Establishments with 1 to 4 employees	203	X	X	X
	Establishments with 5 to 9 employees	52	X	X	X
	Establishments with 10 to 19 employees	37	X	X	X
	Establishments with 20 to 49 employees	21	X	X	X
	Establishments with 50 to 99 employees	18	X	X	X
	Establishments with 100 to 249 employees	13	X	X	X
	Establishments with 250 to 499 employees	4	X	X	X
	Establishments with 500 to 999 employees	4	X	X	X
	Establishments with 1,000 employees or more	3	X	X	X

See footnotes at end of table.

Table 5. Establishments, Employees, and Payroll by Industry and Employment Size of Establishments by County: 2004—Con.

[Excludes most government employees, railroad employees, and self-employed persons. Size class 1 to 4 employees includes establishments having payroll, but no employees, during mid-March pay period. For meaning of abbreviations and symbols, see introductory text. For explanation of terms, see Appendix A. For statement on reliability, see the note at the end of the table and Appendix C]

NAICS code	Geography, kind of business, and employment size class	Establishments (number)	Paid employees for pay period including March 12 (number)	First-quarter payroll (\$1,000)	Annual payroll (\$1,000)
52	ESSEX—Con.				
	Finance and insurance—Con.				
524	Insurance carriers and related activities—Con.				
5241	Insurance carriers				
	All establishments	113	12 390	552 594	1 213 172
	Establishments with 1 to 4 employees	43	X	X	X
	Establishments with 5 to 9 employees	15	X	X	X
	Establishments with 10 to 19 employees	13	X	X	X
	Establishments with 20 to 49 employees	9	X	X	X
	Establishments with 50 to 99 employees	11	X	X	X
	Establishments with 100 to 249 employees	12	X	X	X
	Establishments with 250 to 499 employees	3	X	X	X
	Establishments with 500 to 999 employees	4	X	X	X
	Establishments with 1,000 employees or more	3	X	X	X
52411	Direct life, health, and medical insurance carriers				
	All establishments	79	11 810	542 594	1 170 402
	Establishments with 1 to 4 employees	26	X	X	X
	Establishments with 5 to 9 employees	11	X	X	X
	Establishments with 10 to 19 employees	7	X	X	X
	Establishments with 20 to 49 employees	6	X	X	X
	Establishments with 50 to 99 employees	8	X	X	X
	Establishments with 100 to 249 employees	11	X	X	X
	Establishments with 250 to 499 employees	3	X	X	X
	Establishments with 500 to 999 employees	4	X	X	X
	Establishments with 1,000 employees or more	3	X	X	X
524113	Direct life insurance carriers				
	All establishments	64	i	D	D
	Establishments with 1 to 4 employees	19	X	X	X
	Establishments with 5 to 9 employees	11	X	X	X
	Establishments with 10 to 19 employees	7	X	X	X
	Establishments with 20 to 49 employees	5	X	X	X
	Establishments with 50 to 99 employees	5	X	X	X
	Establishments with 100 to 249 employees	9	X	X	X
	Establishments with 250 to 499 employees	3	X	X	X
	Establishments with 500 to 999 employees	4	X	X	X
	Establishments with 1,000 employees or more	1	X	X	X
524114	Direct health and medical insurance carriers				
	All establishments	15	h	D	D
	Establishments with 1 to 4 employees	7	X	X	X
	Establishments with 5 to 9 employees	—	X	X	X
	Establishments with 10 to 19 employees	—	X	X	X
	Establishments with 20 to 49 employees	1	X	X	X
	Establishments with 50 to 99 employees	3	X	X	X
	Establishments with 100 to 249 employees	2	X	X	X
	Establishments with 250 to 499 employees	—	X	X	X
	Establishments with 500 to 999 employees	—	X	X	X
	Establishments with 1,000 employees or more	2	X	X	X
52412	Direct insurance (except life, health, and medical) carriers				
	All establishments	34	580	10 000	42 770
	Establishments with 1 to 4 employees	17	X	X	X
	Establishments with 5 to 9 employees	4	X	X	X
	Establishments with 10 to 19 employees	6	X	X	X
	Establishments with 20 to 49 employees	3	X	X	X
	Establishments with 50 to 99 employees	3	X	X	X
	Establishments with 100 to 249 employees	1	X	X	X
	Establishments with 250 to 499 employees	—	X	X	X
	Establishments with 500 to 999 employees	—	X	X	X
	Establishments with 1,000 employees or more	—	X	X	X
524126	Direct property and casualty insurance carriers				
	All establishments	27	548	9 548	41 177
	Establishments with 1 to 4 employees	12	X	X	X
	Establishments with 5 to 9 employees	4	X	X	X
	Establishments with 10 to 19 employees	4	X	X	X
	Establishments with 20 to 49 employees	3	X	X	X
	Establishments with 50 to 99 employees	3	X	X	X
	Establishments with 100 to 249 employees	1	X	X	X
	Establishments with 250 to 499 employees	—	X	X	X
	Establishments with 500 to 999 employees	—	X	X	X
	Establishments with 1,000 employees or more	—	X	X	X
5242	Agencies, brokerages, and other insurance related activities				
	All establishments	242	2 022	30 854	147 613
	Establishments with 1 to 4 employees	160	X	X	X
	Establishments with 5 to 9 employees	37	X	X	X
	Establishments with 10 to 19 employees	24	X	X	X
	Establishments with 20 to 49 employees	12	X	X	X
	Establishments with 50 to 99 employees	7	X	X	X
	Establishments with 100 to 249 employees	1	X	X	X
	Establishments with 250 to 499 employees	1	X	X	X
	Establishments with 500 to 999 employees	—	X	X	X
	Establishments with 1,000 employees or more	—	X	X	X

See footnotes at end of table.

Table 5. Establishments, Employees, and Payroll by Industry and Employment Size of Establishments by County: 2004—Con.

[Excludes most government employees, railroad employees, and self-employed persons. Size class 1 to 4 employees includes establishments having payroll, but no employees, during mid-March pay period. For meaning of abbreviations and symbols, see introductory text. For explanation of terms, see Appendix A. For statement on reliability, see the note at the end of the table and Appendix C]

NAICS code	Geography, kind of business, and employment size class	Establishments (number)	Paid employees for pay period including March 12 (number)	First-quarter payroll (\$1,000)	Annual payroll (\$1,000)
52	ESSEX—Con.				
	Finance and insurance—Con.				
524	Insurance carriers and related activities—Con.				
5242	Agencies, brokerages, and other insurance related activities—Con.				
52421	Insurance agencies and brokerages				
	All establishments	222	1 934	29 910	143 754
	Establishments with 1 to 4 employees	144	X	X	X
	Establishments with 5 to 9 employees	35	X	X	X
	Establishments with 10 to 19 employees	23	X	X	X
	Establishments with 20 to 49 employees	11	X	X	X
	Establishments with 50 to 99 employees	7	X	X	X
	Establishments with 100 to 249 employees	1	X	X	X
	Establishments with 250 to 499 employees	1	X	X	X
	Establishments with 500 to 999 employees	—	X	X	X
	Establishments with 1,000 employees or more	—	X	X	X
524210	Insurance agencies and brokerages				
	All establishments	222	1 934	29 910	143 754
	Establishments with 1 to 4 employees	144	X	X	X
	Establishments with 5 to 9 employees	35	X	X	X
	Establishments with 10 to 19 employees	23	X	X	X
	Establishments with 20 to 49 employees	11	X	X	X
	Establishments with 50 to 99 employees	7	X	X	X
	Establishments with 100 to 249 employees	1	X	X	X
	Establishments with 250 to 499 employees	1	X	X	X
	Establishments with 500 to 999 employees	—	X	X	X
	Establishments with 1,000 employees or more	—	X	X	X
525	Funds, trusts, and other financial vehicles (part)				
	All establishments	7	c	D	D
	Establishments with 1 to 4 employees	6	X	X	X
	Establishments with 5 to 9 employees	—	X	X	X
	Establishments with 10 to 19 employees	—	X	X	X
	Establishments with 20 to 49 employees	—	X	X	X
	Establishments with 50 to 99 employees	—	X	X	X
	Establishments with 100 to 249 employees	1	X	X	X
	Establishments with 250 to 499 employees	—	X	X	X
	Establishments with 500 to 999 employees	—	X	X	X
	Establishments with 1,000 employees or more	—	X	X	X
5259	Other investment pools and funds (part)				
	All establishments	7	c	D	D
	Establishments with 1 to 4 employees	6	X	X	X
	Establishments with 5 to 9 employees	—	X	X	X
	Establishments with 10 to 19 employees	—	X	X	X
	Establishments with 20 to 49 employees	—	X	X	X
	Establishments with 50 to 99 employees	—	X	X	X
	Establishments with 100 to 249 employees	1	X	X	X
	Establishments with 250 to 499 employees	—	X	X	X
	Establishments with 500 to 999 employees	—	X	X	X
	Establishments with 1,000 employees or more	—	X	X	X
52591	Open-end investment funds				
	All establishments	1	c	D	D
	Establishments with 1 to 4 employees	—	X	X	X
	Establishments with 5 to 9 employees	—	X	X	X
	Establishments with 10 to 19 employees	—	X	X	X
	Establishments with 20 to 49 employees	—	X	X	X
	Establishments with 50 to 99 employees	—	X	X	X
	Establishments with 100 to 249 employees	1	X	X	X
	Establishments with 250 to 499 employees	—	X	X	X
	Establishments with 500 to 999 employees	—	X	X	X
	Establishments with 1,000 employees or more	—	X	X	X
525910	Open-end investment funds				
	All establishments	1	c	D	D
	Establishments with 1 to 4 employees	—	X	X	X
	Establishments with 5 to 9 employees	—	X	X	X
	Establishments with 10 to 19 employees	—	X	X	X
	Establishments with 20 to 49 employees	—	X	X	X
	Establishments with 50 to 99 employees	—	X	X	X
	Establishments with 100 to 249 employees	1	X	X	X
	Establishments with 250 to 499 employees	—	X	X	X
	Establishments with 500 to 999 employees	—	X	X	X
	Establishments with 1,000 employees or more	—	X	X	X
53	Real estate and rental and leasing				
	All establishments	1 004	6 403	49 795	219 082
	Establishments with 1 to 4 employees	704	X	X	X
	Establishments with 5 to 9 employees	165	X	X	X
	Establishments with 10 to 19 employees	84	X	X	X
	Establishments with 20 to 49 employees	30	X	X	X
	Establishments with 50 to 99 employees	10	X	X	X
	Establishments with 100 to 249 employees	9	X	X	X
	Establishments with 250 to 499 employees	2	X	X	X
	Establishments with 500 to 999 employees	—	X	X	X
	Establishments with 1,000 employees or more	—	X	X	X

See footnotes at end of table.

Table 5. Establishments, Employees, and Payroll by Industry and Employment Size of Establishments by County: 2004—Con.

[Excludes most government employees, railroad employees, and self-employed persons. Size class 1 to 4 employees includes establishments having payroll, but no employees, during mid-March pay period. For meaning of abbreviations and symbols, see introductory text. For explanation of terms, see Appendix A. For statement on reliability, see the note at the end of the table and Appendix C]

NAICS code	Geography, kind of business, and employment size class	Establishments (number)	Paid employees for pay period including March 12 (number)	First-quarter payroll (\$1,000)	Annual payroll (\$1,000)
53	ESSEX—Con.				
	Real estate and rental and leasing—Con.				
531	Real estate				
	All establishments	891	4 441	34 607	150 115
	Establishments with 1 to 4 employees	653	X	X	X
	Establishments with 5 to 9 employees	141	X	X	X
	Establishments with 10 to 19 employees	60	X	X	X
	Establishments with 20 to 49 employees	24	X	X	X
	Establishments with 50 to 99 employees	7	X	X	X
	Establishments with 100 to 249 employees	6	X	X	X
	Establishments with 250 to 499 employees	—	X	X	X
	Establishments with 500 to 999 employees	—	X	X	X
	Establishments with 1,000 employees or more	—	X	X	X
5311	Lessors of real estate				
	All establishments	498	2 161	13 461	60 179
	Establishments with 1 to 4 employees	372	X	X	X
	Establishments with 5 to 9 employees	80	X	X	X
	Establishments with 10 to 19 employees	27	X	X	X
	Establishments with 20 to 49 employees	16	X	X	X
	Establishments with 50 to 99 employees	1	X	X	X
	Establishments with 100 to 249 employees	2	X	X	X
	Establishments with 250 to 499 employees	—	X	X	X
	Establishments with 500 to 999 employees	—	X	X	X
	Establishments with 1,000 employees or more	—	X	X	X
53111	Lessors of residential buildings and dwellings				
	All establishments	362	1 687	9 898	42 510
	Establishments with 1 to 4 employees	263	X	X	X
	Establishments with 5 to 9 employees	65	X	X	X
	Establishments with 10 to 19 employees	20	X	X	X
	Establishments with 20 to 49 employees	11	X	X	X
	Establishments with 50 to 99 employees	1	X	X	X
	Establishments with 100 to 249 employees	2	X	X	X
	Establishments with 250 to 499 employees	—	X	X	X
	Establishments with 500 to 999 employees	—	X	X	X
	Establishments with 1,000 employees or more	—	X	X	X
531110	Lessors of residential buildings and dwellings				
	All establishments	362	1 687	9 898	42 510
	Establishments with 1 to 4 employees	263	X	X	X
	Establishments with 5 to 9 employees	65	X	X	X
	Establishments with 10 to 19 employees	20	X	X	X
	Establishments with 20 to 49 employees	11	X	X	X
	Establishments with 50 to 99 employees	1	X	X	X
	Establishments with 100 to 249 employees	2	X	X	X
	Establishments with 250 to 499 employees	—	X	X	X
	Establishments with 500 to 999 employees	—	X	X	X
	Establishments with 1,000 employees or more	—	X	X	X
53112	Lessors of nonresidential buildings (except miniwarehouses)				
	All establishments	112	394	3 104	15 784
	Establishments with 1 to 4 employees	92	X	X	X
	Establishments with 5 to 9 employees	10	X	X	X
	Establishments with 10 to 19 employees	5	X	X	X
	Establishments with 20 to 49 employees	5	X	X	X
	Establishments with 50 to 99 employees	—	X	X	X
	Establishments with 100 to 249 employees	—	X	X	X
	Establishments with 250 to 499 employees	—	X	X	X
	Establishments with 500 to 999 employees	—	X	X	X
	Establishments with 1,000 employees or more	—	X	X	X
531120	Lessors of nonresidential buildings (except miniwarehouses)				
	All establishments	112	394	3 104	15 784
	Establishments with 1 to 4 employees	92	X	X	X
	Establishments with 5 to 9 employees	10	X	X	X
	Establishments with 10 to 19 employees	5	X	X	X
	Establishments with 20 to 49 employees	5	X	X	X
	Establishments with 50 to 99 employees	—	X	X	X
	Establishments with 100 to 249 employees	—	X	X	X
	Establishments with 250 to 499 employees	—	X	X	X
	Establishments with 500 to 999 employees	—	X	X	X
	Establishments with 1,000 employees or more	—	X	X	X
5312	Offices of real estate agents and brokers				
	All establishments	174	599	5 003	23 404
	Establishments with 1 to 4 employees	135	X	X	X
	Establishments with 5 to 9 employees	27	X	X	X
	Establishments with 10 to 19 employees	10	X	X	X
	Establishments with 20 to 49 employees	1	X	X	X
	Establishments with 50 to 99 employees	1	X	X	X
	Establishments with 100 to 249 employees	—	X	X	X
	Establishments with 250 to 499 employees	—	X	X	X
	Establishments with 500 to 999 employees	—	X	X	X
	Establishments with 1,000 employees or more	—	X	X	X

See footnotes at end of table.

Table 5. Establishments, Employees, and Payroll by Industry and Employment Size of Establishments by County: 2004—Con.

[Excludes most government employees, railroad employees, and self-employed persons. Size class 1 to 4 employees includes establishments having payroll, but no employees, during mid-March pay period. For meaning of abbreviations and symbols, see introductory text. For explanation of terms, see Appendix A. For statement on reliability, see the note at the end of the table and Appendix C]

NAICS code	Geography, kind of business, and employment size class	Establishments (number)	Paid employees for pay period including March 12 (number)	First-quarter payroll (\$1,000)	Annual payroll (\$1,000)
53	ESSEX—Con.				
	Real estate and rental and leasing—Con.				
531	Real estate—Con.				
5312	Offices of real estate agents and brokers—Con.				
53121	Offices of real estate agents and brokers				
	All establishments	174	599	5 003	23 404
	Establishments with 1 to 4 employees	135	X	X	X
	Establishments with 5 to 9 employees	27	X	X	X
	Establishments with 10 to 19 employees	10	X	X	X
	Establishments with 20 to 49 employees	1	X	X	X
	Establishments with 50 to 99 employees	1	X	X	X
	Establishments with 100 to 249 employees	—	X	X	X
	Establishments with 250 to 499 employees	—	X	X	X
	Establishments with 500 to 999 employees	—	X	X	X
	Establishments with 1,000 employees or more	—	X	X	X
531210	Offices of real estate agents and brokers				
	All establishments	174	599	5 003	23 404
	Establishments with 1 to 4 employees	135	X	X	X
	Establishments with 5 to 9 employees	27	X	X	X
	Establishments with 10 to 19 employees	10	X	X	X
	Establishments with 20 to 49 employees	1	X	X	X
	Establishments with 50 to 99 employees	1	X	X	X
	Establishments with 100 to 249 employees	—	X	X	X
	Establishments with 250 to 499 employees	—	X	X	X
	Establishments with 500 to 999 employees	—	X	X	X
	Establishments with 1,000 employees or more	—	X	X	X
5313	Activities related to real estate				
	All establishments	219	1 681	16 143	66 532
	Establishments with 1 to 4 employees	146	X	X	X
	Establishments with 5 to 9 employees	34	X	X	X
	Establishments with 10 to 19 employees	23	X	X	X
	Establishments with 20 to 49 employees	7	X	X	X
	Establishments with 50 to 99 employees	5	X	X	X
	Establishments with 100 to 249 employees	4	X	X	X
	Establishments with 250 to 499 employees	—	X	X	X
	Establishments with 500 to 999 employees	—	X	X	X
	Establishments with 1,000 employees or more	—	X	X	X
53131	Real estate property managers				
	All establishments	150	1 468	13 924	55 284
	Establishments with 1 to 4 employees	88	X	X	X
	Establishments with 5 to 9 employees	25	X	X	X
	Establishments with 10 to 19 employees	22	X	X	X
	Establishments with 20 to 49 employees	7	X	X	X
	Establishments with 50 to 99 employees	4	X	X	X
	Establishments with 100 to 249 employees	4	X	X	X
	Establishments with 250 to 499 employees	—	X	X	X
	Establishments with 500 to 999 employees	—	X	X	X
	Establishments with 1,000 employees or more	—	X	X	X
531311	Residential property managers				
	All establishments	104	1 121	8 817	36 862
	Establishments with 1 to 4 employees	60	X	X	X
	Establishments with 5 to 9 employees	18	X	X	X
	Establishments with 10 to 19 employees	16	X	X	X
	Establishments with 20 to 49 employees	3	X	X	X
	Establishments with 50 to 99 employees	3	X	X	X
	Establishments with 100 to 249 employees	4	X	X	X
	Establishments with 250 to 499 employees	—	X	X	X
	Establishments with 500 to 999 employees	—	X	X	X
	Establishments with 1,000 employees or more	—	X	X	X
531312	Nonresidential property managers				
	All establishments	46	347	5 107	18 422
	Establishments with 1 to 4 employees	28	X	X	X
	Establishments with 5 to 9 employees	7	X	X	X
	Establishments with 10 to 19 employees	6	X	X	X
	Establishments with 20 to 49 employees	4	X	X	X
	Establishments with 50 to 99 employees	1	X	X	X
	Establishments with 100 to 249 employees	—	X	X	X
	Establishments with 250 to 499 employees	—	X	X	X
	Establishments with 500 to 999 employees	—	X	X	X
	Establishments with 1,000 employees or more	—	X	X	X
53139	Other activities related to real estate				
	All establishments	39	136	1 263	6 620
	Establishments with 1 to 4 employees	33	X	X	X
	Establishments with 5 to 9 employees	4	X	X	X
	Establishments with 10 to 19 employees	1	X	X	X
	Establishments with 20 to 49 employees	—	X	X	X
	Establishments with 50 to 99 employees	1	X	X	X
	Establishments with 100 to 249 employees	—	X	X	X
	Establishments with 250 to 499 employees	—	X	X	X
	Establishments with 500 to 999 employees	—	X	X	X
	Establishments with 1,000 employees or more	—	X	X	X

See footnotes at end of table.

Table 5. Establishments, Employees, and Payroll by Industry and Employment Size of Establishments by County: 2004—Con.

[Excludes most government employees, railroad employees, and self-employed persons. Size class 1 to 4 employees includes establishments having payroll, but no employees, during mid-March pay period. For meaning of abbreviations and symbols, see introductory text. For explanation of terms, see Appendix A. For statement on reliability, see the note at the end of the table and Appendix C]

NAICS code	Geography, kind of business, and employment size class	Establishments (number)	Paid employees for pay period including March 12 (number)	First-quarter payroll (\$1,000)	Annual payroll (\$1,000)
53	ESSEX—Con.				
	Real estate and rental and leasing—Con.				
531	Real estate—Con.				
5313	Activities related to real estate—Con.				
53139	Other activities related to real estate—Con.				
531390	Other activities related to real estate				
	All establishments	39	136	1 263	6 620
	Establishments with 1 to 4 employees	33	X	X	X
	Establishments with 5 to 9 employees	4	X	X	X
	Establishments with 10 to 19 employees	1	X	X	X
	Establishments with 20 to 49 employees	—	X	X	X
	Establishments with 50 to 99 employees	1	X	X	X
	Establishments with 100 to 249 employees	—	X	X	X
	Establishments with 250 to 499 employees	—	X	X	X
	Establishments with 500 to 999 employees	—	X	X	X
	Establishments with 1,000 employees or more	—	X	X	X
532	Rental and leasing services				
	All establishments	104	1 773	14 682	66 611
	Establishments with 1 to 4 employees	44	X	X	X
	Establishments with 5 to 9 employees	24	X	X	X
	Establishments with 10 to 19 employees	24	X	X	X
	Establishments with 20 to 49 employees	6	X	X	X
	Establishments with 50 to 99 employees	1	X	X	X
	Establishments with 100 to 249 employees	3	X	X	X
	Establishments with 250 to 499 employees	2	X	X	X
	Establishments with 500 to 999 employees	—	X	X	X
	Establishments with 1,000 employees or more	—	X	X	X
5321	Automotive equipment rental and leasing				
	All establishments	38	1 232	9 393	40 839
	Establishments with 1 to 4 employees	18	X	X	X
	Establishments with 5 to 9 employees	4	X	X	X
	Establishments with 10 to 19 employees	8	X	X	X
	Establishments with 20 to 49 employees	2	X	X	X
	Establishments with 50 to 99 employees	1	X	X	X
	Establishments with 100 to 249 employees	3	X	X	X
	Establishments with 250 to 499 employees	2	X	X	X
	Establishments with 500 to 999 employees	—	X	X	X
	Establishments with 1,000 employees or more	—	X	X	X
53211	Passenger car rental and leasing				
	All establishments	24	1 116	8 202	36 026
	Establishments with 1 to 4 employees	11	X	X	X
	Establishments with 5 to 9 employees	2	X	X	X
	Establishments with 10 to 19 employees	4	X	X	X
	Establishments with 20 to 49 employees	1	X	X	X
	Establishments with 50 to 99 employees	1	X	X	X
	Establishments with 100 to 249 employees	3	X	X	X
	Establishments with 250 to 499 employees	2	X	X	X
	Establishments with 500 to 999 employees	—	X	X	X
	Establishments with 1,000 employees or more	—	X	X	X
532111	Passenger car rental				
	All establishments	20	g	D	D
	Establishments with 1 to 4 employees	9	X	X	X
	Establishments with 5 to 9 employees	1	X	X	X
	Establishments with 10 to 19 employees	4	X	X	X
	Establishments with 20 to 49 employees	—	X	X	X
	Establishments with 50 to 99 employees	1	X	X	X
	Establishments with 100 to 249 employees	3	X	X	X
	Establishments with 250 to 499 employees	2	X	X	X
	Establishments with 500 to 999 employees	—	X	X	X
	Establishments with 1,000 employees or more	—	X	X	X
53212	Truck, utility trailer, and RV (recreational vehicle) rental and leasing				
	All establishments	14	116	1 191	4 813
	Establishments with 1 to 4 employees	7	X	X	X
	Establishments with 5 to 9 employees	2	X	X	X
	Establishments with 10 to 19 employees	4	X	X	X
	Establishments with 20 to 49 employees	1	X	X	X
	Establishments with 50 to 99 employees	—	X	X	X
	Establishments with 100 to 249 employees	—	X	X	X
	Establishments with 250 to 499 employees	—	X	X	X
	Establishments with 500 to 999 employees	—	X	X	X
	Establishments with 1,000 employees or more	—	X	X	X
532120	Truck, utility trailer, and RV (recreational vehicle) rental and leasing				
	All establishments	14	116	1 191	4 813
	Establishments with 1 to 4 employees	7	X	X	X
	Establishments with 5 to 9 employees	2	X	X	X
	Establishments with 10 to 19 employees	4	X	X	X
	Establishments with 20 to 49 employees	1	X	X	X
	Establishments with 50 to 99 employees	—	X	X	X
	Establishments with 100 to 249 employees	—	X	X	X
	Establishments with 250 to 499 employees	—	X	X	X
	Establishments with 500 to 999 employees	—	X	X	X
	Establishments with 1,000 employees or more	—	X	X	X

See footnotes at end of table.

Table 5. Establishments, Employees, and Payroll by Industry and Employment Size of Establishments by County: 2004—Con.

[Excludes most government employees, railroad employees, and self-employed persons. Size class 1 to 4 employees includes establishments having payroll, but no employees, during mid-March pay period. For meaning of abbreviations and symbols, see introductory text. For explanation of terms, see Appendix A. For statement on reliability, see the note at the end of the table and Appendix C]

NAICS code	Geography, kind of business, and employment size class	Establishments (number)	Paid employees for pay period including March 12 (number)	First-quarter payroll (\$1,000)	Annual payroll (\$1,000)
53	ESSEX—Con.				
	Real estate and rental and leasing—Con.				
532	Rental and leasing services—Con.				
5322	Consumer goods rental				
	All establishments	41	341	1 955	9 946
	Establishments with 1 to 4 employees	15	X	X	X
	Establishments with 5 to 9 employees	11	X	X	X
	Establishments with 10 to 19 employees	13	X	X	X
	Establishments with 20 to 49 employees	2	X	X	X
	Establishments with 50 to 99 employees	—	X	X	X
	Establishments with 100 to 249 employees	—	X	X	X
	Establishments with 250 to 499 employees	—	X	X	X
	Establishments with 500 to 999 employees	—	X	X	X
	Establishments with 1,000 employees or more	—	X	X	X
53223	Video tape and disc rental				
	All establishments	21	188	637	2 549
	Establishments with 1 to 4 employees	6	X	X	X
	Establishments with 5 to 9 employees	3	X	X	X
	Establishments with 10 to 19 employees	12	X	X	X
	Establishments with 20 to 49 employees	—	X	X	X
	Establishments with 50 to 99 employees	—	X	X	X
	Establishments with 100 to 249 employees	—	X	X	X
	Establishments with 250 to 499 employees	—	X	X	X
	Establishments with 500 to 999 employees	—	X	X	X
	Establishments with 1,000 employees or more	—	X	X	X
532230	Video tape and disc rental				
	All establishments	21	188	637	2 549
	Establishments with 1 to 4 employees	6	X	X	X
	Establishments with 5 to 9 employees	3	X	X	X
	Establishments with 10 to 19 employees	12	X	X	X
	Establishments with 20 to 49 employees	—	X	X	X
	Establishments with 50 to 99 employees	—	X	X	X
	Establishments with 100 to 249 employees	—	X	X	X
	Establishments with 250 to 499 employees	—	X	X	X
	Establishments with 500 to 999 employees	—	X	X	X
	Establishments with 1,000 employees or more	—	X	X	X
5324	Commercial and industrial machinery and equipment rental and leasing				
	All establishments	19	167	3 148	15 042
	Establishments with 1 to 4 employees	9	X	X	X
	Establishments with 5 to 9 employees	5	X	X	X
	Establishments with 10 to 19 employees	3	X	X	X
	Establishments with 20 to 49 employees	2	X	X	X
	Establishments with 50 to 99 employees	—	X	X	X
	Establishments with 100 to 249 employees	—	X	X	X
	Establishments with 250 to 499 employees	—	X	X	X
	Establishments with 500 to 999 employees	—	X	X	X
	Establishments with 1,000 employees or more	—	X	X	X
53249	Other commercial and industrial machinery and equipment rental and leasing				
	All establishments	12	118	2 449	11 500
	Establishments with 1 to 4 employees	5	X	X	X
	Establishments with 5 to 9 employees	3	X	X	X
	Establishments with 10 to 19 employees	3	X	X	X
	Establishments with 20 to 49 employees	1	X	X	X
	Establishments with 50 to 99 employees	—	X	X	X
	Establishments with 100 to 249 employees	—	X	X	X
	Establishments with 250 to 499 employees	—	X	X	X
	Establishments with 500 to 999 employees	—	X	X	X
	Establishments with 1,000 employees or more	—	X	X	X
532490	Other commercial and industrial machinery and equipment rental and leasing				
	All establishments	12	118	2 449	11 500
	Establishments with 1 to 4 employees	5	X	X	X
	Establishments with 5 to 9 employees	3	X	X	X
	Establishments with 10 to 19 employees	3	X	X	X
	Establishments with 20 to 49 employees	1	X	X	X
	Establishments with 50 to 99 employees	—	X	X	X
	Establishments with 100 to 249 employees	—	X	X	X
	Establishments with 250 to 499 employees	—	X	X	X
	Establishments with 500 to 999 employees	—	X	X	X
	Establishments with 1,000 employees or more	—	X	X	X
533	Lessors of nonfinancial intangible assets (except copyrighted works)				
	All establishments	9	189	506	2 356
	Establishments with 1 to 4 employees	7	X	X	X
	Establishments with 5 to 9 employees	—	X	X	X
	Establishments with 10 to 19 employees	—	X	X	X
	Establishments with 20 to 49 employees	—	X	X	X
	Establishments with 50 to 99 employees	2	X	X	X
	Establishments with 100 to 249 employees	—	X	X	X
	Establishments with 250 to 499 employees	—	X	X	X
	Establishments with 500 to 999 employees	—	X	X	X
	Establishments with 1,000 employees or more	—	X	X	X

See footnotes at end of table.

Table 5. Establishments, Employees, and Payroll by Industry and Employment Size of Establishments by County: 2004—Con.

[Excludes most government employees, railroad employees, and self-employed persons. Size class 1 to 4 employees includes establishments having payroll, but no employees, during mid-March pay period. For meaning of abbreviations and symbols, see introductory text. For explanation of terms, see Appendix A. For statement on reliability, see the note at the end of the table and Appendix C]

NAICS code	Geography, kind of business, and employment size class	Establishments (number)	Paid employees for pay period including March 12 (number)	First-quarter payroll (\$1,000)	Annual payroll (\$1,000)
53	ESSEX—Con.				
	Real estate and rental and leasing—Con.				
533	Lessors of nonfinancial intangible assets (except copyrighted works)—Con.				
5331	Lessors of nonfinancial intangible assets (except copyrighted works)				
	All establishments	9	189	506	2 356
	Establishments with 1 to 4 employees	7	X	X	X
	Establishments with 5 to 9 employees	—	X	X	X
	Establishments with 10 to 19 employees	—	X	X	X
	Establishments with 20 to 49 employees	—	X	X	X
	Establishments with 50 to 99 employees	2	X	X	X
	Establishments with 100 to 249 employees	—	X	X	X
	Establishments with 250 to 499 employees	—	X	X	X
	Establishments with 500 to 999 employees	—	X	X	X
	Establishments with 1,000 employees or more	—	X	X	X
53311	Lessors of nonfinancial intangible assets (except copyrighted works)				
	All establishments	9	189	506	2 356
	Establishments with 1 to 4 employees	7	X	X	X
	Establishments with 5 to 9 employees	—	X	X	X
	Establishments with 10 to 19 employees	—	X	X	X
	Establishments with 20 to 49 employees	—	X	X	X
	Establishments with 50 to 99 employees	2	X	X	X
	Establishments with 100 to 249 employees	—	X	X	X
	Establishments with 250 to 499 employees	—	X	X	X
	Establishments with 500 to 999 employees	—	X	X	X
	Establishments with 1,000 employees or more	—	X	X	X
533110	Lessors of nonfinancial intangible assets (except copyrighted works)				
	All establishments	9	189	506	2 356
	Establishments with 1 to 4 employees	7	X	X	X
	Establishments with 5 to 9 employees	—	X	X	X
	Establishments with 10 to 19 employees	—	X	X	X
	Establishments with 20 to 49 employees	—	X	X	X
	Establishments with 50 to 99 employees	2	X	X	X
	Establishments with 100 to 249 employees	—	X	X	X
	Establishments with 250 to 499 employees	—	X	X	X
	Establishments with 500 to 999 employees	—	X	X	X
	Establishments with 1,000 employees or more	—	X	X	X
54	Professional, scientific, and technical services				
	All establishments	2 577	27 536	433 412	1 720 929
	Establishments with 1 to 4 employees	1 843	X	X	X
	Establishments with 5 to 9 employees	339	X	X	X
	Establishments with 10 to 19 employees	177	X	X	X
	Establishments with 20 to 49 employees	131	X	X	X
	Establishments with 50 to 99 employees	49	X	X	X
	Establishments with 100 to 249 employees	21	X	X	X
	Establishments with 250 to 499 employees	13	X	X	X
	Establishments with 500 to 999 employees	2	X	X	X
	Establishments with 1,000 employees or more	2	X	X	X
541	Professional, scientific, and technical services				
	All establishments	2 577	27 536	433 412	1 720 929
	Establishments with 1 to 4 employees	1 843	X	X	X
	Establishments with 5 to 9 employees	339	X	X	X
	Establishments with 10 to 19 employees	177	X	X	X
	Establishments with 20 to 49 employees	131	X	X	X
	Establishments with 50 to 99 employees	49	X	X	X
	Establishments with 100 to 249 employees	21	X	X	X
	Establishments with 250 to 499 employees	13	X	X	X
	Establishments with 500 to 999 employees	2	X	X	X
	Establishments with 1,000 employees or more	2	X	X	X
5411	Legal services				
	All establishments	808	7 667	137 144	630 639
	Establishments with 1 to 4 employees	542	X	X	X
	Establishments with 5 to 9 employees	129	X	X	X
	Establishments with 10 to 19 employees	60	X	X	X
	Establishments with 20 to 49 employees	49	X	X	X
	Establishments with 50 to 99 employees	19	X	X	X
	Establishments with 100 to 249 employees	5	X	X	X
	Establishments with 250 to 499 employees	4	X	X	X
	Establishments with 500 to 999 employees	—	X	X	X
	Establishments with 1,000 employees or more	—	X	X	X
54111	Offices of lawyers				
	All establishments	776	7 506	135 102	622 330
	Establishments with 1 to 4 employees	521	X	X	X
	Establishments with 5 to 9 employees	123	X	X	X
	Establishments with 10 to 19 employees	57	X	X	X
	Establishments with 20 to 49 employees	47	X	X	X
	Establishments with 50 to 99 employees	19	X	X	X
	Establishments with 100 to 249 employees	5	X	X	X
	Establishments with 250 to 499 employees	4	X	X	X
	Establishments with 500 to 999 employees	—	X	X	X
	Establishments with 1,000 employees or more	—	X	X	X

See footnotes at end of table.

Table 5. Establishments, Employees, and Payroll by Industry and Employment Size of Establishments by County: 2004—Con.

[Excludes most government employees, railroad employees, and self-employed persons. Size class 1 to 4 employees includes establishments having payroll, but no employees, during mid-March pay period. For meaning of abbreviations and symbols, see introductory text. For explanation of terms, see Appendix A. For statement on reliability, see the note at the end of the table and Appendix C]

NAICS code	Geography, kind of business, and employment size class	Establishments (number)	Paid employees for pay period including March 12 (number)	First-quarter payroll (\$1,000)	Annual payroll (\$1,000)
ESSEX—Con.					
54	Professional, scientific, and technical services—Con.				
541	Professional, scientific, and technical services—Con.				
5411	Legal services—Con.				
54111	Offices of lawyers—Con.				
541110	Offices of lawyers				
	All establishments	776	7 506	135 102	622 330
	Establishments with 1 to 4 employees	521	X	X	X
	Establishments with 5 to 9 employees	123	X	X	X
	Establishments with 10 to 19 employees	57	X	X	X
	Establishments with 20 to 49 employees	47	X	X	X
	Establishments with 50 to 99 employees	19	X	X	X
	Establishments with 100 to 249 employees	5	X	X	X
	Establishments with 250 to 499 employees	4	X	X	X
	Establishments with 500 to 999 employees	—	X	X	X
	Establishments with 1,000 employees or more	—	X	X	X
54119	Other legal services				
	All establishments	32	161	2 042	8 309
	Establishments with 1 to 4 employees	21	X	X	X
	Establishments with 5 to 9 employees	6	X	X	X
	Establishments with 10 to 19 employees	3	X	X	X
	Establishments with 20 to 49 employees	2	X	X	X
	Establishments with 50 to 99 employees	—	X	X	X
	Establishments with 100 to 249 employees	—	X	X	X
	Establishments with 250 to 499 employees	—	X	X	X
	Establishments with 500 to 999 employees	—	X	X	X
	Establishments with 1,000 employees or more	—	X	X	X
541191	Title abstract and settlement offices				
	All establishments	23	c	D	D
	Establishments with 1 to 4 employees	14	X	X	X
	Establishments with 5 to 9 employees	5	X	X	X
	Establishments with 10 to 19 employees	3	X	X	X
	Establishments with 20 to 49 employees	1	X	X	X
	Establishments with 50 to 99 employees	—	X	X	X
	Establishments with 100 to 249 employees	—	X	X	X
	Establishments with 250 to 499 employees	—	X	X	X
	Establishments with 500 to 999 employees	—	X	X	X
	Establishments with 1,000 employees or more	—	X	X	X
5412	Accounting, tax preparation, bookkeeping, and payroll services				
	All establishments	309	5 265	73 095	206 166
	Establishments with 1 to 4 employees	197	X	X	X
	Establishments with 5 to 9 employees	44	X	X	X
	Establishments with 10 to 19 employees	31	X	X	X
	Establishments with 20 to 49 employees	20	X	X	X
	Establishments with 50 to 99 employees	9	X	X	X
	Establishments with 100 to 249 employees	2	X	X	X
	Establishments with 250 to 499 employees	5	X	X	X
	Establishments with 500 to 999 employees	1	X	X	X
	Establishments with 1,000 employees or more	—	X	X	X
54121	Accounting, tax preparation, bookkeeping, and payroll services				
	All establishments	309	5 265	73 095	206 166
	Establishments with 1 to 4 employees	197	X	X	X
	Establishments with 5 to 9 employees	44	X	X	X
	Establishments with 10 to 19 employees	31	X	X	X
	Establishments with 20 to 49 employees	20	X	X	X
	Establishments with 50 to 99 employees	9	X	X	X
	Establishments with 100 to 249 employees	2	X	X	X
	Establishments with 250 to 499 employees	5	X	X	X
	Establishments with 500 to 999 employees	1	X	X	X
	Establishments with 1,000 employees or more	—	X	X	X
541211	Offices of certified public accountants				
	All establishments	176	2 103	29 979	130 514
	Establishments with 1 to 4 employees	123	X	X	X
	Establishments with 5 to 9 employees	24	X	X	X
	Establishments with 10 to 19 employees	13	X	X	X
	Establishments with 20 to 49 employees	8	X	X	X
	Establishments with 50 to 99 employees	4	X	X	X
	Establishments with 100 to 249 employees	2	X	X	X
	Establishments with 250 to 499 employees	2	X	X	X
	Establishments with 500 to 999 employees	—	X	X	X
	Establishments with 1,000 employees or more	—	X	X	X
541213	Tax preparation services				
	All establishments	38	532	1 253	2 638
	Establishments with 1 to 4 employees	16	X	X	X
	Establishments with 5 to 9 employees	5	X	X	X
	Establishments with 10 to 19 employees	8	X	X	X
	Establishments with 20 to 49 employees	7	X	X	X
	Establishments with 50 to 99 employees	2	X	X	X
	Establishments with 100 to 249 employees	—	X	X	X
	Establishments with 250 to 499 employees	—	X	X	X
	Establishments with 500 to 999 employees	—	X	X	X

See footnotes at end of table.

Table 5. Establishments, Employees, and Payroll by Industry and Employment Size of Establishments by County: 2004—Con.

[Excludes most government employees, railroad employees, and self-employed persons. Size class 1 to 4 employees includes establishments having payroll, but no employees, during mid-March pay period. For meaning of abbreviations and symbols, see introductory text. For explanation of terms, see Appendix A. For statement on reliability, see the note at the end of the table and Appendix C]

NAICS code	Geography, kind of business, and employment size class	Establishments (number)	Paid employees for pay period including March 12 (number)	First-quarter payroll (\$1,000)	Annual payroll (\$1,000)
	ESSEX—Con.				
54	Professional, scientific, and technical services—Con.				
541	Professional, scientific, and technical services—Con.				
5412	Accounting, tax preparation, bookkeeping, and payroll services—Con.				
54121	Accounting, tax preparation, bookkeeping, and payroll services—Con.				
541213	Tax preparation services—Con.				
	All establishments—Con.				
	Establishments with 1,000 employees or more	—	X	X	X
541214	Payroll services				
	All establishments	28	2 183	38 781	60 292
	Establishments with 1 to 4 employees	13	X	X	X
	Establishments with 5 to 9 employees	2	X	X	X
	Establishments with 10 to 19 employees	5	X	X	X
	Establishments with 20 to 49 employees	3	X	X	X
	Establishments with 50 to 99 employees	1	X	X	X
	Establishments with 100 to 249 employees	—	X	X	X
	Establishments with 250 to 499 employees	3	X	X	X
	Establishments with 500 to 999 employees	1	X	X	X
	Establishments with 1,000 employees or more	—	X	X	X
541219	Other accounting services				
	All establishments	67	447	3 082	12 722
	Establishments with 1 to 4 employees	45	X	X	X
	Establishments with 5 to 9 employees	13	X	X	X
	Establishments with 10 to 19 employees	5	X	X	X
	Establishments with 20 to 49 employees	2	X	X	X
	Establishments with 50 to 99 employees	2	X	X	X
	Establishments with 100 to 249 employees	—	X	X	X
	Establishments with 250 to 499 employees	—	X	X	X
	Establishments with 500 to 999 employees	—	X	X	X
	Establishments with 1,000 employees or more	—	X	X	X
5413	Architectural, engineering, and related services				
	All establishments	211	3 448	46 533	202 343
	Establishments with 1 to 4 employees	133	X	X	X
	Establishments with 5 to 9 employees	35	X	X	X
	Establishments with 10 to 19 employees	19	X	X	X
	Establishments with 20 to 49 employees	11	X	X	X
	Establishments with 50 to 99 employees	6	X	X	X
	Establishments with 100 to 249 employees	3	X	X	X
	Establishments with 250 to 499 employees	3	X	X	X
	Establishments with 500 to 999 employees	1	X	X	X
	Establishments with 1,000 employees or more	—	X	X	X
54131	Architectural services				
	All establishments	64	594	4 974	22 638
	Establishments with 1 to 4 employees	41	X	X	X
	Establishments with 5 to 9 employees	16	X	X	X
	Establishments with 10 to 19 employees	4	X	X	X
	Establishments with 20 to 49 employees	2	X	X	X
	Establishments with 50 to 99 employees	—	X	X	X
	Establishments with 100 to 249 employees	—	X	X	X
	Establishments with 250 to 499 employees	1	X	X	X
	Establishments with 500 to 999 employees	—	X	X	X
	Establishments with 1,000 employees or more	—	X	X	X
541310	Architectural services				
	All establishments	64	594	4 974	22 638
	Establishments with 1 to 4 employees	41	X	X	X
	Establishments with 5 to 9 employees	16	X	X	X
	Establishments with 10 to 19 employees	4	X	X	X
	Establishments with 20 to 49 employees	2	X	X	X
	Establishments with 50 to 99 employees	—	X	X	X
	Establishments with 100 to 249 employees	—	X	X	X
	Establishments with 250 to 499 employees	1	X	X	X
	Establishments with 500 to 999 employees	—	X	X	X
	Establishments with 1,000 employees or more	—	X	X	X
54133	Engineering services				
	All establishments	103	2 300	36 178	153 945
	Establishments with 1 to 4 employees	69	X	X	X
	Establishments with 5 to 9 employees	13	X	X	X
	Establishments with 10 to 19 employees	6	X	X	X
	Establishments with 20 to 49 employees	6	X	X	X
	Establishments with 50 to 99 employees	4	X	X	X
	Establishments with 100 to 249 employees	2	X	X	X
	Establishments with 250 to 499 employees	2	X	X	X
	Establishments with 500 to 999 employees	1	X	X	X
	Establishments with 1,000 employees or more	—	X	X	X

See footnotes at end of table.

Table 5. Establishments, Employees, and Payroll by Industry and Employment Size of Establishments by County: 2004—Con.

[Excludes most government employees, railroad employees, and self-employed persons. Size class 1 to 4 employees includes establishments having payroll, but no employees, during mid-March pay period. For meaning of abbreviations and symbols, see introductory text. For explanation of terms, see Appendix A. For statement on reliability, see the note at the end of the table and Appendix C]

NAICS code	Geography, kind of business, and employment size class	Establishments (number)	Paid employees for pay period including March 12 (number)	First-quarter payroll (\$1,000)	Annual payroll (\$1,000)
ESSEX—Con.					
54	Professional, scientific, and technical services—Con.				
541	Professional, scientific, and technical services—Con.				
5413	Architectural, engineering, and related services—Con.				
54133	Engineering services—Con.				
541330	Engineering services				
	All establishments	103	2 300	36 178	153 945
	Establishments with 1 to 4 employees	69	X	X	X
	Establishments with 5 to 9 employees	13	X	X	X
	Establishments with 10 to 19 employees	6	X	X	X
	Establishments with 20 to 49 employees	6	X	X	X
	Establishments with 50 to 99 employees	4	X	X	X
	Establishments with 100 to 249 employees	2	X	X	X
	Establishments with 250 to 499 employees	2	X	X	X
	Establishments with 500 to 999 employees	1	X	X	X
	Establishments with 1,000 employees or more	—	X	X	X
54138	Testing laboratories				
	All establishments	16	406	3 868	18 268
	Establishments with 1 to 4 employees	5	X	X	X
	Establishments with 5 to 9 employees	1	X	X	X
	Establishments with 10 to 19 employees	5	X	X	X
	Establishments with 20 to 49 employees	2	X	X	X
	Establishments with 50 to 99 employees	2	X	X	X
	Establishments with 100 to 249 employees	1	X	X	X
	Establishments with 250 to 499 employees	—	X	X	X
	Establishments with 500 to 999 employees	—	X	X	X
	Establishments with 1,000 employees or more	—	X	X	X
541380	Testing laboratories				
	All establishments	16	406	3 868	18 268
	Establishments with 1 to 4 employees	5	X	X	X
	Establishments with 5 to 9 employees	1	X	X	X
	Establishments with 10 to 19 employees	5	X	X	X
	Establishments with 20 to 49 employees	2	X	X	X
	Establishments with 50 to 99 employees	2	X	X	X
	Establishments with 100 to 249 employees	1	X	X	X
	Establishments with 250 to 499 employees	—	X	X	X
	Establishments with 500 to 999 employees	—	X	X	X
	Establishments with 1,000 employees or more	—	X	X	X
5414	Specialized design services				
	All establishments	110	344	3 924	16 162
	Establishments with 1 to 4 employees	92	X	X	X
	Establishments with 5 to 9 employees	14	X	X	X
	Establishments with 10 to 19 employees	2	X	X	X
	Establishments with 20 to 49 employees	1	X	X	X
	Establishments with 50 to 99 employees	1	X	X	X
	Establishments with 100 to 249 employees	—	X	X	X
	Establishments with 250 to 499 employees	—	X	X	X
	Establishments with 500 to 999 employees	—	X	X	X
	Establishments with 1,000 employees or more	—	X	X	X
54141	Interior design services				
	All establishments	44	142	1 379	5 616
	Establishments with 1 to 4 employees	38	X	X	X
	Establishments with 5 to 9 employees	5	X	X	X
	Establishments with 10 to 19 employees	—	X	X	X
	Establishments with 20 to 49 employees	—	X	X	X
	Establishments with 50 to 99 employees	1	X	X	X
	Establishments with 100 to 249 employees	—	X	X	X
	Establishments with 250 to 499 employees	—	X	X	X
	Establishments with 500 to 999 employees	—	X	X	X
	Establishments with 1,000 employees or more	—	X	X	X
541410	Interior design services				
	All establishments	44	142	1 379	5 616
	Establishments with 1 to 4 employees	38	X	X	X
	Establishments with 5 to 9 employees	5	X	X	X
	Establishments with 10 to 19 employees	—	X	X	X
	Establishments with 20 to 49 employees	—	X	X	X
	Establishments with 50 to 99 employees	1	X	X	X
	Establishments with 100 to 249 employees	—	X	X	X
	Establishments with 250 to 499 employees	—	X	X	X
	Establishments with 500 to 999 employees	—	X	X	X
	Establishments with 1,000 employees or more	—	X	X	X
54143	Graphic design services				
	All establishments	56	185	2 318	9 178
	Establishments with 1 to 4 employees	44	X	X	X
	Establishments with 5 to 9 employees	9	X	X	X
	Establishments with 10 to 19 employees	2	X	X	X
	Establishments with 20 to 49 employees	1	X	X	X
	Establishments with 50 to 99 employees	—	X	X	X
	Establishments with 100 to 249 employees	—	X	X	X
	Establishments with 250 to 499 employees	—	X	X	X
	Establishments with 500 to 999 employees	—	X	X	X
	Establishments with 1,000 employees or more	—	X	X	X

See footnotes at end of table.

Table 5. Establishments, Employees, and Payroll by Industry and Employment Size of Establishments by County: 2004—Con.

[Excludes most government employees, railroad employees, and self-employed persons. Size class 1 to 4 employees includes establishments having payroll, but no employees, during mid-March pay period. For meaning of abbreviations and symbols, see introductory text. For explanation of terms, see Appendix A. For statement on reliability, see the note at the end of the table and Appendix C]

NAICS code	Geography, kind of business, and employment size class	Establishments (number)	Paid employees for pay period including March 12 (number)	First-quarter payroll (\$1,000)	Annual payroll (\$1,000)
ESSEX—Con.					
54	Professional, scientific, and technical services—Con.				
541	Professional, scientific, and technical services—Con.				
5414	Specialized design services—Con.				
54143	Graphic design services—Con.				
541430	Graphic design services				
	All establishments	56	185	2 318	9 178
	Establishments with 1 to 4 employees	44	X	X	X
	Establishments with 5 to 9 employees	9	X	X	X
	Establishments with 10 to 19 employees	2	X	X	X
	Establishments with 20 to 49 employees	1	X	X	X
	Establishments with 50 to 99 employees	—	X	X	X
	Establishments with 100 to 249 employees	—	X	X	X
	Establishments with 250 to 499 employees	—	X	X	X
	Establishments with 500 to 999 employees	—	X	X	X
	Establishments with 1,000 employees or more	—	X	X	X
5415	Computer systems design and related services				
	All establishments	385	3 744	62 442	252 867
	Establishments with 1 to 4 employees	314	X	X	X
	Establishments with 5 to 9 employees	33	X	X	X
	Establishments with 10 to 19 employees	14	X	X	X
	Establishments with 20 to 49 employees	16	X	X	X
	Establishments with 50 to 99 employees	3	X	X	X
	Establishments with 100 to 249 employees	4	X	X	X
	Establishments with 250 to 499 employees	—	X	X	X
	Establishments with 500 to 999 employees	—	X	X	X
	Establishments with 1,000 employees or more	1	X	X	X
54151	Computer systems design and related services				
	All establishments	385	3 744	62 442	252 867
	Establishments with 1 to 4 employees	314	X	X	X
	Establishments with 5 to 9 employees	33	X	X	X
	Establishments with 10 to 19 employees	14	X	X	X
	Establishments with 20 to 49 employees	16	X	X	X
	Establishments with 50 to 99 employees	3	X	X	X
	Establishments with 100 to 249 employees	4	X	X	X
	Establishments with 250 to 499 employees	—	X	X	X
	Establishments with 500 to 999 employees	—	X	X	X
	Establishments with 1,000 employees or more	1	X	X	X
541511	Custom computer programming services				
	All establishments	189	1 032	15 300	67 795
	Establishments with 1 to 4 employees	156	X	X	X
	Establishments with 5 to 9 employees	13	X	X	X
	Establishments with 10 to 19 employees	8	X	X	X
	Establishments with 20 to 49 employees	9	X	X	X
	Establishments with 50 to 99 employees	1	X	X	X
	Establishments with 100 to 249 employees	2	X	X	X
	Establishments with 250 to 499 employees	—	X	X	X
	Establishments with 500 to 999 employees	—	X	X	X
	Establishments with 1,000 employees or more	—	X	X	X
541512	Computer systems design services				
	All establishments	131	e	D	D
	Establishments with 1 to 4 employees	112	X	X	X
	Establishments with 5 to 9 employees	11	X	X	X
	Establishments with 10 to 19 employees	4	X	X	X
	Establishments with 20 to 49 employees	2	X	X	X
	Establishments with 50 to 99 employees	2	X	X	X
	Establishments with 100 to 249 employees	—	X	X	X
	Establishments with 250 to 499 employees	—	X	X	X
	Establishments with 500 to 999 employees	—	X	X	X
	Establishments with 1,000 employees or more	—	X	X	X
541513	Computer facilities management services				
	All establishments	15	g	D	D
	Establishments with 1 to 4 employees	11	X	X	X
	Establishments with 5 to 9 employees	2	X	X	X
	Establishments with 10 to 19 employees	—	X	X	X
	Establishments with 20 to 49 employees	1	X	X	X
	Establishments with 50 to 99 employees	—	X	X	X
	Establishments with 100 to 249 employees	—	X	X	X
	Establishments with 250 to 499 employees	—	X	X	X
	Establishments with 500 to 999 employees	—	X	X	X
	Establishments with 1,000 employees or more	1	X	X	X
541519	Other computer related services				
	All establishments	50	471	10 514	44 071
	Establishments with 1 to 4 employees	35	X	X	X
	Establishments with 5 to 9 employees	7	X	X	X
	Establishments with 10 to 19 employees	2	X	X	X
	Establishments with 20 to 49 employees	4	X	X	X
	Establishments with 50 to 99 employees	—	X	X	X
	Establishments with 100 to 249 employees	2	X	X	X
	Establishments with 250 to 499 employees	—	X	X	X
	Establishments with 500 to 999 employees	—	X	X	X

See footnotes at end of table.

Table 5. Establishments, Employees, and Payroll by Industry and Employment Size of Establishments by County: 2004—Con.

[Excludes most government employees, railroad employees, and self-employed persons. Size class 1 to 4 employees includes establishments having payroll, but no employees, during mid-March pay period. For meaning of abbreviations and symbols, see introductory text. For explanation of terms, see Appendix A. For statement on reliability, see the note at the end of the table and Appendix C]

NAICS code	Geography, kind of business, and employment size class	Establishments (number)	Paid employees for pay period including March 12 (number)	First-quarter payroll (\$1,000)	Annual payroll (\$1,000)
	ESSEX—Con.				
54	Professional, scientific, and technical services—Con.				
541	Professional, scientific, and technical services—Con.				
5415	Computer systems design and related services—Con.				
54151	Computer systems design and related services—Con.				
541519	Other computer related services—Con.				
	All establishments—Con.				
	Establishments with 1,000 employees or more	—	X	X	X
5416	Management, scientific, and technical consulting services				
	All establishments	377	3 567	64 176	201 249
	Establishments with 1 to 4 employees	305	X	X	X
	Establishments with 5 to 9 employees	40	X	X	X
	Establishments with 10 to 19 employees	12	X	X	X
	Establishments with 20 to 49 employees	11	X	X	X
	Establishments with 50 to 99 employees	7	X	X	X
	Establishments with 100 to 249 employees	1	X	X	X
	Establishments with 250 to 499 employees	—	X	X	X
	Establishments with 500 to 999 employees	—	X	X	X
	Establishments with 1,000 employees or more	1	X	X	X
54161	Management consulting services				
	All establishments	325	3 396	62 344	191 238
	Establishments with 1 to 4 employees	262	X	X	X
	Establishments with 5 to 9 employees	33	X	X	X
	Establishments with 10 to 19 employees	11	X	X	X
	Establishments with 20 to 49 employees	11	X	X	X
	Establishments with 50 to 99 employees	6	X	X	X
	Establishments with 100 to 249 employees	1	X	X	X
	Establishments with 250 to 499 employees	—	X	X	X
	Establishments with 500 to 999 employees	—	X	X	X
	Establishments with 1,000 employees or more	1	X	X	X
541611	Administrative management and general management consulting services				
	All establishments	142	769	12 708	58 876
	Establishments with 1 to 4 employees	117	X	X	X
	Establishments with 5 to 9 employees	14	X	X	X
	Establishments with 10 to 19 employees	3	X	X	X
	Establishments with 20 to 49 employees	4	X	X	X
	Establishments with 50 to 99 employees	3	X	X	X
	Establishments with 100 to 249 employees	1	X	X	X
	Establishments with 250 to 499 employees	—	X	X	X
	Establishments with 500 to 999 employees	—	X	X	X
	Establishments with 1,000 employees or more	—	X	X	X
541612	Human resources and executive search consulting services				
	All establishments	74	e	D	D
	Establishments with 1 to 4 employees	58	X	X	X
	Establishments with 5 to 9 employees	9	X	X	X
	Establishments with 10 to 19 employees	4	X	X	X
	Establishments with 20 to 49 employees	3	X	X	X
	Establishments with 50 to 99 employees	—	X	X	X
	Establishments with 100 to 249 employees	—	X	X	X
	Establishments with 250 to 499 employees	—	X	X	X
	Establishments with 500 to 999 employees	—	X	X	X
	Establishments with 1,000 employees or more	—	X	X	X
541613	Marketing consulting services				
	All establishments	65	280	9 213	38 841
	Establishments with 1 to 4 employees	55	X	X	X
	Establishments with 5 to 9 employees	4	X	X	X
	Establishments with 10 to 19 employees	2	X	X	X
	Establishments with 20 to 49 employees	3	X	X	X
	Establishments with 50 to 99 employees	1	X	X	X
	Establishments with 100 to 249 employees	—	X	X	X
	Establishments with 250 to 499 employees	—	X	X	X
	Establishments with 500 to 999 employees	—	X	X	X
	Establishments with 1,000 employees or more	—	X	X	X
541614	Process, physical distribution, and logistics consulting services				
	All establishments	28	274	5 743	25 802
	Establishments with 1 to 4 employees	20	X	X	X
	Establishments with 5 to 9 employees	3	X	X	X
	Establishments with 10 to 19 employees	2	X	X	X
	Establishments with 20 to 49 employees	1	X	X	X
	Establishments with 50 to 99 employees	2	X	X	X
	Establishments with 100 to 249 employees	—	X	X	X
	Establishments with 250 to 499 employees	—	X	X	X
	Establishments with 500 to 999 employees	—	X	X	X
	Establishments with 1,000 employees or more	—	X	X	X

See footnotes at end of table.

Table 5. Establishments, Employees, and Payroll by Industry and Employment Size of Establishments by County: 2004—Con.

[Excludes most government employees, railroad employees, and self-employed persons. Size class 1 to 4 employees includes establishments having payroll, but no employees, during mid-March pay period. For meaning of abbreviations and symbols, see introductory text. For explanation of terms, see Appendix A. For statement on reliability, see the note at the end of the table and Appendix C]

NAICS code	Geography, kind of business, and employment size class	Establishments (number)	Paid employees for pay period including March 12 (number)	First-quarter payroll (\$1,000)	Annual payroll (\$1,000)
	ESSEX—Con.				
54	Professional, scientific, and technical services—Con.				
541	Professional, scientific, and technical services—Con.				
5416	Management, scientific, and technical consulting services—Con.				
54161	Management consulting services—Con.				
541618	Other management consulting services				
	All establishments	16	g	D	D
	Establishments with 1 to 4 employees	12	X	X	X
	Establishments with 5 to 9 employees	3	X	X	X
	Establishments with 10 to 19 employees	—	X	X	X
	Establishments with 20 to 49 employees	—	X	X	X
	Establishments with 50 to 99 employees	—	X	X	X
	Establishments with 100 to 249 employees	—	X	X	X
	Establishments with 250 to 499 employees	—	X	X	X
	Establishments with 500 to 999 employees	—	X	X	X
	Establishments with 1,000 employees or more	1	X	X	X
54162	Environmental consulting services				
	All establishments	22	121	1 467	7 518
	Establishments with 1 to 4 employees	15	X	X	X
	Establishments with 5 to 9 employees	5	X	X	X
	Establishments with 10 to 19 employees	1	X	X	X
	Establishments with 20 to 49 employees	—	X	X	X
	Establishments with 50 to 99 employees	1	X	X	X
	Establishments with 100 to 249 employees	—	X	X	X
	Establishments with 250 to 499 employees	—	X	X	X
	Establishments with 500 to 999 employees	—	X	X	X
	Establishments with 1,000 employees or more	—	X	X	X
541620	Environmental consulting services				
	All establishments	22	121	1 467	7 518
	Establishments with 1 to 4 employees	15	X	X	X
	Establishments with 5 to 9 employees	5	X	X	X
	Establishments with 10 to 19 employees	1	X	X	X
	Establishments with 20 to 49 employees	—	X	X	X
	Establishments with 50 to 99 employees	1	X	X	X
	Establishments with 100 to 249 employees	—	X	X	X
	Establishments with 250 to 499 employees	—	X	X	X
	Establishments with 500 to 999 employees	—	X	X	X
	Establishments with 1,000 employees or more	—	X	X	X
5417	Scientific research and development services				
	All establishments	39	719	12 029	51 428
	Establishments with 1 to 4 employees	17	X	X	X
	Establishments with 5 to 9 employees	5	X	X	X
	Establishments with 10 to 19 employees	6	X	X	X
	Establishments with 20 to 49 employees	8	X	X	X
	Establishments with 50 to 99 employees	2	X	X	X
	Establishments with 100 to 249 employees	1	X	X	X
	Establishments with 250 to 499 employees	—	X	X	X
	Establishments with 500 to 999 employees	—	X	X	X
	Establishments with 1,000 employees or more	—	X	X	X
54171	Research and development in the physical, engineering, and life sciences				
	All establishments	35	708	11 842	50 658
	Establishments with 1 to 4 employees	14	X	X	X
	Establishments with 5 to 9 employees	4	X	X	X
	Establishments with 10 to 19 employees	6	X	X	X
	Establishments with 20 to 49 employees	8	X	X	X
	Establishments with 50 to 99 employees	2	X	X	X
	Establishments with 100 to 249 employees	1	X	X	X
	Establishments with 250 to 499 employees	—	X	X	X
	Establishments with 500 to 999 employees	—	X	X	X
	Establishments with 1,000 employees or more	—	X	X	X
541710	Research and development in the physical, engineering, and life sciences				
	All establishments	35	708	11 842	50 658
	Establishments with 1 to 4 employees	14	X	X	X
	Establishments with 5 to 9 employees	4	X	X	X
	Establishments with 10 to 19 employees	6	X	X	X
	Establishments with 20 to 49 employees	8	X	X	X
	Establishments with 50 to 99 employees	2	X	X	X
	Establishments with 100 to 249 employees	1	X	X	X
	Establishments with 250 to 499 employees	—	X	X	X
	Establishments with 500 to 999 employees	—	X	X	X
	Establishments with 1,000 employees or more	—	X	X	X
5418	Advertising and related services				
	All establishments	152	1 454	17 249	75 691
	Establishments with 1 to 4 employees	108	X	X	X
	Establishments with 5 to 9 employees	17	X	X	X
	Establishments with 10 to 19 employees	14	X	X	X
	Establishments with 20 to 49 employees	10	X	X	X
	Establishments with 50 to 99 employees	—	X	X	X
	Establishments with 100 to 249 employees	2	X	X	X

See footnotes at end of table.

Table 5. Establishments, Employees, and Payroll by Industry and Employment Size of Establishments by County: 2004—Con.

[Excludes most government employees, railroad employees, and self-employed persons. Size class 1 to 4 employees includes establishments having payroll, but no employees, during mid-March pay period. For meaning of abbreviations and symbols, see introductory text. For explanation of terms, see Appendix A. For statement on reliability, see the note at the end of the table and Appendix C]

NAICS code	Geography, kind of business, and employment size class	Establishments (number)	Paid employees for pay period including March 12 (number)	First-quarter payroll (\$1,000)	Annual payroll (\$1,000)
	ESSEX—Con.				
54	Professional, scientific, and technical services—Con.				
541	Professional, scientific, and technical services—Con.				
5418	Advertising and related services—Con.				
	All establishments—Con.				
	Establishments with 250 to 499 employees	1	X	X	X
	Establishments with 500 to 999 employees	—	X	X	X
	Establishments with 1,000 employees or more	—	X	X	X
54181	Advertising agencies				
	All establishments	45	332	4 011	20 344
	Establishments with 1 to 4 employees	29	X	X	X
	Establishments with 5 to 9 employees	5	X	X	X
	Establishments with 10 to 19 employees	6	X	X	X
	Establishments with 20 to 49 employees	5	X	X	X
	Establishments with 50 to 99 employees	—	X	X	X
	Establishments with 100 to 249 employees	—	X	X	X
	Establishments with 250 to 499 employees	—	X	X	X
	Establishments with 500 to 999 employees	—	X	X	X
	Establishments with 1,000 employees or more	—	X	X	X
541810	Advertising agencies				
	All establishments	45	332	4 011	20 344
	Establishments with 1 to 4 employees	29	X	X	X
	Establishments with 5 to 9 employees	5	X	X	X
	Establishments with 10 to 19 employees	6	X	X	X
	Establishments with 20 to 49 employees	5	X	X	X
	Establishments with 50 to 99 employees	—	X	X	X
	Establishments with 100 to 249 employees	—	X	X	X
	Establishments with 250 to 499 employees	—	X	X	X
	Establishments with 500 to 999 employees	—	X	X	X
	Establishments with 1,000 employees or more	—	X	X	X
54182	Public relations agencies				
	All establishments	34	134	1 597	7 307
	Establishments with 1 to 4 employees	23	X	X	X
	Establishments with 5 to 9 employees	8	X	X	X
	Establishments with 10 to 19 employees	2	X	X	X
	Establishments with 20 to 49 employees	1	X	X	X
	Establishments with 50 to 99 employees	—	X	X	X
	Establishments with 100 to 249 employees	—	X	X	X
	Establishments with 250 to 499 employees	—	X	X	X
	Establishments with 500 to 999 employees	—	X	X	X
	Establishments with 1,000 employees or more	—	X	X	X
541820	Public relations agencies				
	All establishments	34	134	1 597	7 307
	Establishments with 1 to 4 employees	23	X	X	X
	Establishments with 5 to 9 employees	8	X	X	X
	Establishments with 10 to 19 employees	2	X	X	X
	Establishments with 20 to 49 employees	1	X	X	X
	Establishments with 50 to 99 employees	—	X	X	X
	Establishments with 100 to 249 employees	—	X	X	X
	Establishments with 250 to 499 employees	—	X	X	X
	Establishments with 500 to 999 employees	—	X	X	X
	Establishments with 1,000 employees or more	—	X	X	X
54185	Display advertising				
	All establishments	8	152	2 846	10 125
	Establishments with 1 to 4 employees	6	X	X	X
	Establishments with 5 to 9 employees	—	X	X	X
	Establishments with 10 to 19 employees	—	X	X	X
	Establishments with 20 to 49 employees	1	X	X	X
	Establishments with 50 to 99 employees	—	X	X	X
	Establishments with 100 to 249 employees	1	X	X	X
	Establishments with 250 to 499 employees	—	X	X	X
	Establishments with 500 to 999 employees	—	X	X	X
	Establishments with 1,000 employees or more	—	X	X	X
541850	Display advertising				
	All establishments	8	152	2 846	10 125
	Establishments with 1 to 4 employees	6	X	X	X
	Establishments with 5 to 9 employees	—	X	X	X
	Establishments with 10 to 19 employees	—	X	X	X
	Establishments with 20 to 49 employees	1	X	X	X
	Establishments with 50 to 99 employees	—	X	X	X
	Establishments with 100 to 249 employees	1	X	X	X
	Establishments with 250 to 499 employees	—	X	X	X
	Establishments with 500 to 999 employees	—	X	X	X
	Establishments with 1,000 employees or more	—	X	X	X
54186	Direct mail advertising				

See footnotes at end of table.

Table 5. Establishments, Employees, and Payroll by Industry and Employment Size of Establishments by County: 2004—Con.

[Excludes most government employees, railroad employees, and self-employed persons. Size class 1 to 4 employees includes establishments having payroll, but no employees, during mid-March pay period. For meaning of abbreviations and symbols, see introductory text. For explanation of terms, see Appendix A. For statement on reliability, see the note at the end of the table and Appendix C]

NAICS code	Geography, kind of business, and employment size class	Establishments (number)	Paid employees for pay period including March 12 (number)	First-quarter payroll (\$1,000)	Annual payroll (\$1,000)
	ESSEX—Con.				
54	Professional, scientific, and technical services—Con.				
541	Professional, scientific, and technical services—Con.				
5418	Advertising and related services—Con.				
54186	Direct mail advertising—Con.				
	All establishments	22	703	7 187	30 829
	Establishments with 1 to 4 employees	11	X	X	X
	Establishments with 5 to 9 employees	1	X	X	X
	Establishments with 10 to 19 employees	6	X	X	X
	Establishments with 20 to 49 employees	2	X	X	X
	Establishments with 50 to 99 employees	—	X	X	X
	Establishments with 100 to 249 employees	1	X	X	X
	Establishments with 250 to 499 employees	1	X	X	X
	Establishments with 500 to 999 employees	—	X	X	X
	Establishments with 1,000 employees or more	—	X	X	X
541860	Direct mail advertising				
	All establishments	22	703	7 187	30 829
	Establishments with 1 to 4 employees	11	X	X	X
	Establishments with 5 to 9 employees	1	X	X	X
	Establishments with 10 to 19 employees	6	X	X	X
	Establishments with 20 to 49 employees	2	X	X	X
	Establishments with 50 to 99 employees	—	X	X	X
	Establishments with 100 to 249 employees	1	X	X	X
	Establishments with 250 to 499 employees	1	X	X	X
	Establishments with 500 to 999 employees	—	X	X	X
	Establishments with 1,000 employees or more	—	X	X	X
5419	Other professional, scientific, and technical services				
	All establishments	186	1 328	16 820	84 384
	Establishments with 1 to 4 employees	135	X	X	X
	Establishments with 5 to 9 employees	22	X	X	X
	Establishments with 10 to 19 employees	19	X	X	X
	Establishments with 20 to 49 employees	5	X	X	X
	Establishments with 50 to 99 employees	2	X	X	X
	Establishments with 100 to 249 employees	3	X	X	X
	Establishments with 250 to 499 employees	—	X	X	X
	Establishments with 500 to 999 employees	—	X	X	X
	Establishments with 1,000 employees or more	—	X	X	X
54191	Marketing research and public opinion polling				
	All establishments	25	536	11 368	57 264
	Establishments with 1 to 4 employees	15	X	X	X
	Establishments with 5 to 9 employees	3	X	X	X
	Establishments with 10 to 19 employees	2	X	X	X
	Establishments with 20 to 49 employees	2	X	X	X
	Establishments with 50 to 99 employees	1	X	X	X
	Establishments with 100 to 249 employees	2	X	X	X
	Establishments with 250 to 499 employees	—	X	X	X
	Establishments with 500 to 999 employees	—	X	X	X
	Establishments with 1,000 employees or more	—	X	X	X
541910	Marketing research and public opinion polling				
	All establishments	25	536	11 368	57 264
	Establishments with 1 to 4 employees	15	X	X	X
	Establishments with 5 to 9 employees	3	X	X	X
	Establishments with 10 to 19 employees	2	X	X	X
	Establishments with 20 to 49 employees	2	X	X	X
	Establishments with 50 to 99 employees	1	X	X	X
	Establishments with 100 to 249 employees	2	X	X	X
	Establishments with 250 to 499 employees	—	X	X	X
	Establishments with 500 to 999 employees	—	X	X	X
	Establishments with 1,000 employees or more	—	X	X	X
54192	Photographic services				
	All establishments	53	170	1 175	4 618
	Establishments with 1 to 4 employees	46	X	X	X
	Establishments with 5 to 9 employees	4	X	X	X
	Establishments with 10 to 19 employees	2	X	X	X
	Establishments with 20 to 49 employees	1	X	X	X
	Establishments with 50 to 99 employees	—	X	X	X
	Establishments with 100 to 249 employees	—	X	X	X
	Establishments with 250 to 499 employees	—	X	X	X
	Establishments with 500 to 999 employees	—	X	X	X
	Establishments with 1,000 employees or more	—	X	X	X
541921	Photography studios, portrait				
	All establishments	40	148	912	3 490
	Establishments with 1 to 4 employees	34	X	X	X
	Establishments with 5 to 9 employees	3	X	X	X
	Establishments with 10 to 19 employees	2	X	X	X
	Establishments with 20 to 49 employees	1	X	X	X
	Establishments with 50 to 99 employees	—	X	X	X
	Establishments with 100 to 249 employees	—	X	X	X
	Establishments with 250 to 499 employees	—	X	X	X
	Establishments with 500 to 999 employees	—	X	X	X
	Establishments with 1,000 employees or more	—	X	X	X

See footnotes at end of table.

Table 5. Establishments, Employees, and Payroll by Industry and Employment Size of Establishments by County: 2004—Con.

[Excludes most government employees, railroad employees, and self-employed persons. Size class 1 to 4 employees includes establishments having payroll, but no employees, during mid-March pay period. For meaning of abbreviations and symbols, see introductory text. For explanation of terms, see Appendix A. For statement on reliability, see the note at the end of the table and Appendix C]

NAICS code	Geography, kind of business, and employment size class	Establishments (number)	Paid employees for pay period including March 12 (number)	First-quarter payroll (\$1,000)	Annual payroll (\$1,000)
	ESSEX—Con.				
54	Professional, scientific, and technical services—Con.				
541	Professional, scientific, and technical services—Con.				
5419	Other professional, scientific, and technical services—Con.				
54194	Veterinary services				
	All establishments	34	350	2 707	13 692
	Establishments with 1 to 4 employees	10	X	X	X
	Establishments with 5 to 9 employees	9	X	X	X
	Establishments with 10 to 19 employees	12	X	X	X
	Establishments with 20 to 49 employees	2	X	X	X
	Establishments with 50 to 99 employees	1	X	X	X
	Establishments with 100 to 249 employees	—	X	X	X
	Establishments with 250 to 499 employees	—	X	X	X
	Establishments with 500 to 999 employees	—	X	X	X
	Establishments with 1,000 employees or more	—	X	X	X
541940	Veterinary services				
	All establishments	34	350	2 707	13 692
	Establishments with 1 to 4 employees	10	X	X	X
	Establishments with 5 to 9 employees	9	X	X	X
	Establishments with 10 to 19 employees	12	X	X	X
	Establishments with 20 to 49 employees	2	X	X	X
	Establishments with 50 to 99 employees	1	X	X	X
	Establishments with 100 to 249 employees	—	X	X	X
	Establishments with 250 to 499 employees	—	X	X	X
	Establishments with 500 to 999 employees	—	X	X	X
	Establishments with 1,000 employees or more	—	X	X	X
54199	All other professional, scientific, and technical services				
	All establishments	66	258	1 468	8 351
	Establishments with 1 to 4 employees	58	X	X	X
	Establishments with 5 to 9 employees	4	X	X	X
	Establishments with 10 to 19 employees	3	X	X	X
	Establishments with 20 to 49 employees	—	X	X	X
	Establishments with 50 to 99 employees	—	X	X	X
	Establishments with 100 to 249 employees	1	X	X	X
	Establishments with 250 to 499 employees	—	X	X	X
	Establishments with 500 to 999 employees	—	X	X	X
	Establishments with 1,000 employees or more	—	X	X	X
541990	All other professional, scientific, and technical services				
	All establishments	66	258	1 468	8 351
	Establishments with 1 to 4 employees	58	X	X	X
	Establishments with 5 to 9 employees	4	X	X	X
	Establishments with 10 to 19 employees	3	X	X	X
	Establishments with 20 to 49 employees	—	X	X	X
	Establishments with 50 to 99 employees	—	X	X	X
	Establishments with 100 to 249 employees	1	X	X	X
	Establishments with 250 to 499 employees	—	X	X	X
	Establishments with 500 to 999 employees	—	X	X	X
	Establishments with 1,000 employees or more	—	X	X	X
55	Management of companies and enterprises				
	All establishments	79	4 762	113 347	383 939
	Establishments with 1 to 4 employees	24	X	X	X
	Establishments with 5 to 9 employees	9	X	X	X
	Establishments with 10 to 19 employees	12	X	X	X
	Establishments with 20 to 49 employees	15	X	X	X
	Establishments with 50 to 99 employees	10	X	X	X
	Establishments with 100 to 249 employees	5	X	X	X
	Establishments with 250 to 499 employees	3	X	X	X
	Establishments with 500 to 999 employees	—	X	X	X
	Establishments with 1,000 employees or more	1	X	X	X
551	Management of companies and enterprises				
	All establishments	79	4 762	113 347	383 939
	Establishments with 1 to 4 employees	24	X	X	X
	Establishments with 5 to 9 employees	9	X	X	X
	Establishments with 10 to 19 employees	12	X	X	X
	Establishments with 20 to 49 employees	15	X	X	X
	Establishments with 50 to 99 employees	10	X	X	X
	Establishments with 100 to 249 employees	5	X	X	X
	Establishments with 250 to 499 employees	3	X	X	X
	Establishments with 500 to 999 employees	—	X	X	X
	Establishments with 1,000 employees or more	1	X	X	X
5511	Management of companies and enterprises				
	All establishments	79	4 762	113 347	383 939
	Establishments with 1 to 4 employees	24	X	X	X
	Establishments with 5 to 9 employees	9	X	X	X
	Establishments with 10 to 19 employees	12	X	X	X
	Establishments with 20 to 49 employees	15	X	X	X
	Establishments with 50 to 99 employees	10	X	X	X
	Establishments with 100 to 249 employees	5	X	X	X
	Establishments with 250 to 499 employees	3	X	X	X
	Establishments with 500 to 999 employees	—	X	X	X
	Establishments with 1,000 employees or more	1	X	X	X

See footnotes at end of table.

Table 5. Establishments, Employees, and Payroll by Industry and Employment Size of Establishments by County: 2004—Con.

[Excludes most government employees, railroad employees, and self-employed persons. Size class 1 to 4 employees includes establishments having payroll, but no employees, during mid-March pay period. For meaning of abbreviations and symbols, see introductory text. For explanation of terms, see Appendix A. For statement on reliability, see the note at the end of the table and Appendix C]

NAICS code	Geography, kind of business, and employment size class	Establishments (number)	Paid employees for pay period including March 12 (number)	First-quarter payroll (\$1,000)	Annual payroll (\$1,000)
	ESSEX—Con.				
55	Management of companies and enterprises—Con.				
551	Management of companies and enterprises—Con.				
5511	Management of companies and enterprises—Con.				
55111	Management of companies and enterprises				
	All establishments	79	4 762	113 347	383 939
	Establishments with 1 to 4 employees	24	X	X	X
	Establishments with 5 to 9 employees	9	X	X	X
	Establishments with 10 to 19 employees	12	X	X	X
	Establishments with 20 to 49 employees	15	X	X	X
	Establishments with 50 to 99 employees	10	X	X	X
	Establishments with 100 to 249 employees	5	X	X	X
	Establishments with 250 to 499 employees	3	X	X	X
	Establishments with 500 to 999 employees	—	X	X	X
	Establishments with 1,000 employees or more	1	X	X	X
55112	Offices of other holding companies				
	All establishments	17	f	D	D
	Establishments with 1 to 4 employees	9	X	X	X
	Establishments with 5 to 9 employees	1	X	X	X
	Establishments with 10 to 19 employees	3	X	X	X
	Establishments with 20 to 49 employees	1	X	X	X
	Establishments with 50 to 99 employees	2	X	X	X
	Establishments with 100 to 249 employees	—	X	X	X
	Establishments with 250 to 499 employees	1	X	X	X
	Establishments with 500 to 999 employees	—	X	X	X
	Establishments with 1,000 employees or more	—	X	X	X
55114	Corporate, subsidiary, and regional managing offices				
	All establishments	61	4 226	94 705	316 805
	Establishments with 1 to 4 employees	15	X	X	X
	Establishments with 5 to 9 employees	8	X	X	X
	Establishments with 10 to 19 employees	9	X	X	X
	Establishments with 20 to 49 employees	13	X	X	X
	Establishments with 50 to 99 employees	8	X	X	X
	Establishments with 100 to 249 employees	5	X	X	X
	Establishments with 250 to 499 employees	2	X	X	X
	Establishments with 500 to 999 employees	—	X	X	X
	Establishments with 1,000 employees or more	1	X	X	X
56	Administrative and support and waste management and remediation services				
	All establishments	934	20 133	123 919	523 259
	Establishments with 1 to 4 employees	568	X	X	X
	Establishments with 5 to 9 employees	129	X	X	X
	Establishments with 10 to 19 employees	82	X	X	X
	Establishments with 20 to 49 employees	74	X	X	X
	Establishments with 50 to 99 employees	39	X	X	X
	Establishments with 100 to 249 employees	23	X	X	X
	Establishments with 250 to 499 employees	14	X	X	X
	Establishments with 500 to 999 employees	4	X	X	X
	Establishments with 1,000 employees or more	1	X	X	X
561	Administrative and support services				
	All establishments	888	18 999	110 007	468 128
	Establishments with 1 to 4 employees	555	X	X	X
	Establishments with 5 to 9 employees	117	X	X	X
	Establishments with 10 to 19 employees	74	X	X	X
	Establishments with 20 to 49 employees	68	X	X	X
	Establishments with 50 to 99 employees	35	X	X	X
	Establishments with 100 to 249 employees	20	X	X	X
	Establishments with 250 to 499 employees	14	X	X	X
	Establishments with 500 to 999 employees	4	X	X	X
	Establishments with 1,000 employees or more	1	X	X	X
5611	Office administrative services				
	All establishments	57	1 047	9 803	41 920
	Establishments with 1 to 4 employees	32	X	X	X
	Establishments with 5 to 9 employees	5	X	X	X
	Establishments with 10 to 19 employees	8	X	X	X
	Establishments with 20 to 49 employees	9	X	X	X
	Establishments with 50 to 99 employees	—	X	X	X
	Establishments with 100 to 249 employees	2	X	X	X
	Establishments with 250 to 499 employees	1	X	X	X
	Establishments with 500 to 999 employees	—	X	X	X
	Establishments with 1,000 employees or more	—	X	X	X
56111	Office administrative services				
	All establishments	57	1 047	9 803	41 920
	Establishments with 1 to 4 employees	32	X	X	X
	Establishments with 5 to 9 employees	5	X	X	X
	Establishments with 10 to 19 employees	8	X	X	X
	Establishments with 20 to 49 employees	9	X	X	X
	Establishments with 50 to 99 employees	—	X	X	X
	Establishments with 100 to 249 employees	2	X	X	X
	Establishments with 250 to 499 employees	1	X	X	X
	Establishments with 500 to 999 employees	—	X	X	X
	Establishments with 1,000 employees or more	—	X	X	X

See footnotes at end of table.

Table 5. Establishments, Employees, and Payroll by Industry and Employment Size of Establishments by County: 2004—Con.

[Excludes most government employees, railroad employees, and self-employed persons. Size class 1 to 4 employees includes establishments having payroll, but no employees, during mid-March pay period. For meaning of abbreviations and symbols, see introductory text. For explanation of terms, see Appendix A. For statement on reliability, see the note at the end of the table and Appendix C]

NAICS code	Geography, kind of business, and employment size class	Establishments (number)	Paid employees for pay period including March 12 (number)	First-quarter payroll (\$1,000)	Annual payroll (\$1,000)
56	ESSEX—Con.				
	Administrative and support and waste management and remediation services—Con.				
561	Administrative and support services—Con.				
5611	Office administrative services—Con.				
56111	Office administrative services—Con.				
561110	Office administrative services				
	All establishments	57	1 047	9 803	41 920
	Establishments with 1 to 4 employees	32	X	X	X
	Establishments with 5 to 9 employees	5	X	X	X
	Establishments with 10 to 19 employees	8	X	X	X
	Establishments with 20 to 49 employees	9	X	X	X
	Establishments with 50 to 99 employees	—	X	X	X
	Establishments with 100 to 249 employees	2	X	X	X
	Establishments with 250 to 499 employees	1	X	X	X
	Establishments with 500 to 999 employees	—	X	X	X
	Establishments with 1,000 employees or more	—	X	X	X
5612	Facilities support services				
	All establishments	5	462	5 537	22 157
	Establishments with 1 to 4 employees	1	X	X	X
	Establishments with 5 to 9 employees	—	X	X	X
	Establishments with 10 to 19 employees	—	X	X	X
	Establishments with 20 to 49 employees	1	X	X	X
	Establishments with 50 to 99 employees	1	X	X	X
	Establishments with 100 to 249 employees	2	X	X	X
	Establishments with 250 to 499 employees	—	X	X	X
	Establishments with 500 to 999 employees	—	X	X	X
	Establishments with 1,000 employees or more	—	X	X	X
56121	Facilities support services				
	All establishments	5	462	5 537	22 157
	Establishments with 1 to 4 employees	1	X	X	X
	Establishments with 5 to 9 employees	—	X	X	X
	Establishments with 10 to 19 employees	—	X	X	X
	Establishments with 20 to 49 employees	1	X	X	X
	Establishments with 50 to 99 employees	1	X	X	X
	Establishments with 100 to 249 employees	2	X	X	X
	Establishments with 250 to 499 employees	—	X	X	X
	Establishments with 500 to 999 employees	—	X	X	X
	Establishments with 1,000 employees or more	—	X	X	X
561210	Facilities support services				
	All establishments	5	462	5 537	22 157
	Establishments with 1 to 4 employees	1	X	X	X
	Establishments with 5 to 9 employees	—	X	X	X
	Establishments with 10 to 19 employees	—	X	X	X
	Establishments with 20 to 49 employees	1	X	X	X
	Establishments with 50 to 99 employees	1	X	X	X
	Establishments with 100 to 249 employees	2	X	X	X
	Establishments with 250 to 499 employees	—	X	X	X
	Establishments with 500 to 999 employees	—	X	X	X
	Establishments with 1,000 employees or more	—	X	X	X
5613	Employment services				
	All establishments	102	5 215	30 990	126 893
	Establishments with 1 to 4 employees	38	X	X	X
	Establishments with 5 to 9 employees	13	X	X	X
	Establishments with 10 to 19 employees	12	X	X	X
	Establishments with 20 to 49 employees	11	X	X	X
	Establishments with 50 to 99 employees	14	X	X	X
	Establishments with 100 to 249 employees	8	X	X	X
	Establishments with 250 to 499 employees	5	X	X	X
	Establishments with 500 to 999 employees	1	X	X	X
	Establishments with 1,000 employees or more	—	X	X	X
56131	Employment placement agencies				
	All establishments	29	649	6 321	22 093
	Establishments with 1 to 4 employees	20	X	X	X
	Establishments with 5 to 9 employees	3	X	X	X
	Establishments with 10 to 19 employees	3	X	X	X
	Establishments with 20 to 49 employees	—	X	X	X
	Establishments with 50 to 99 employees	2	X	X	X
	Establishments with 100 to 249 employees	—	X	X	X
	Establishments with 250 to 499 employees	1	X	X	X
	Establishments with 500 to 999 employees	—	X	X	X
	Establishments with 1,000 employees or more	—	X	X	X
561310	Employment placement agencies				
	All establishments	29	649	6 321	22 093
	Establishments with 1 to 4 employees	20	X	X	X
	Establishments with 5 to 9 employees	3	X	X	X
	Establishments with 10 to 19 employees	3	X	X	X
	Establishments with 20 to 49 employees	—	X	X	X
	Establishments with 50 to 99 employees	2	X	X	X
	Establishments with 100 to 249 employees	—	X	X	X
	Establishments with 250 to 499 employees	1	X	X	X
	Establishments with 500 to 999 employees	—	X	X	X
	Establishments with 1,000 employees or more	—	X	X	X

See footnotes at end of table.

Table 5. Establishments, Employees, and Payroll by Industry and Employment Size of Establishments by County: 2004—Con.

[Excludes most government employees, railroad employees, and self-employed persons. Size class 1 to 4 employees includes establishments having payroll, but no employees, during mid-March pay period. For meaning of abbreviations and symbols, see introductory text. For explanation of terms, see Appendix A. For statement on reliability, see the note at the end of the table and Appendix C]

NAICS code	Geography, kind of business, and employment size class	Establishments (number)	Paid employees for pay period including March 12 (number)	First-quarter payroll (\$1,000)	Annual payroll (\$1,000)
56	ESSEX—Con. Administrative and support and waste management and remediation services—Con.				
561	Administrative and support services—Con.				
5613	Employment services—Con.				
56131	Employment placement agencies—Con.				
561310	Employment placement agencies—Con.				
	All establishments—Con.				
	Establishments with 500 to 999 employees	—	X	X	X
	Establishments with 1,000 employees or more	—	X	X	X
56132	Temporary help services				
	All establishments	64	4 346	23 763	101 084
	Establishments with 1 to 4 employees	15	X	X	X
	Establishments with 5 to 9 employees	8	X	X	X
	Establishments with 10 to 19 employees	8	X	X	X
	Establishments with 20 to 49 employees	10	X	X	X
	Establishments with 50 to 99 employees	11	X	X	X
	Establishments with 100 to 249 employees	7	X	X	X
	Establishments with 250 to 499 employees	4	X	X	X
	Establishments with 500 to 999 employees	1	X	X	X
	Establishments with 1,000 employees or more	—	X	X	X
561320	Temporary help services				
	All establishments	64	4 346	23 763	101 084
	Establishments with 1 to 4 employees	15	X	X	X
	Establishments with 5 to 9 employees	8	X	X	X
	Establishments with 10 to 19 employees	8	X	X	X
	Establishments with 20 to 49 employees	10	X	X	X
	Establishments with 50 to 99 employees	11	X	X	X
	Establishments with 100 to 249 employees	7	X	X	X
	Establishments with 250 to 499 employees	4	X	X	X
	Establishments with 500 to 999 employees	1	X	X	X
	Establishments with 1,000 employees or more	—	X	X	X
56133	Professional employer organizations				
	All establishments	9	220	906	3 716
	Establishments with 1 to 4 employees	3	X	X	X
	Establishments with 5 to 9 employees	2	X	X	X
	Establishments with 10 to 19 employees	1	X	X	X
	Establishments with 20 to 49 employees	1	X	X	X
	Establishments with 50 to 99 employees	1	X	X	X
	Establishments with 100 to 249 employees	1	X	X	X
	Establishments with 250 to 499 employees	—	X	X	X
	Establishments with 500 to 999 employees	—	X	X	X
	Establishments with 1,000 employees or more	—	X	X	X
561330	Professional employer organizations				
	All establishments	9	220	906	3 716
	Establishments with 1 to 4 employees	3	X	X	X
	Establishments with 5 to 9 employees	2	X	X	X
	Establishments with 10 to 19 employees	1	X	X	X
	Establishments with 20 to 49 employees	1	X	X	X
	Establishments with 50 to 99 employees	1	X	X	X
	Establishments with 100 to 249 employees	1	X	X	X
	Establishments with 250 to 499 employees	—	X	X	X
	Establishments with 500 to 999 employees	—	X	X	X
	Establishments with 1,000 employees or more	—	X	X	X
5614	Business support services				
	All establishments	82	1 047	5 800	23 765
	Establishments with 1 to 4 employees	48	X	X	X
	Establishments with 5 to 9 employees	12	X	X	X
	Establishments with 10 to 19 employees	9	X	X	X
	Establishments with 20 to 49 employees	10	X	X	X
	Establishments with 50 to 99 employees	2	X	X	X
	Establishments with 100 to 249 employees	—	X	X	X
	Establishments with 250 to 499 employees	1	X	X	X
	Establishments with 500 to 999 employees	—	X	X	X
	Establishments with 1,000 employees or more	—	X	X	X
56142	Telephone call centers				
	All establishments	15	495	1 429	4 881
	Establishments with 1 to 4 employees	8	X	X	X
	Establishments with 5 to 9 employees	—	X	X	X
	Establishments with 10 to 19 employees	2	X	X	X
	Establishments with 20 to 49 employees	4	X	X	X
	Establishments with 50 to 99 employees	—	X	X	X
	Establishments with 100 to 249 employees	—	X	X	X
	Establishments with 250 to 499 employees	1	X	X	X
	Establishments with 500 to 999 employees	—	X	X	X
	Establishments with 1,000 employees or more	—	X	X	X

See footnotes at end of table.

Table 5. Establishments, Employees, and Payroll by Industry and Employment Size of Establishments by County: 2004—Con.

[Excludes most government employees, railroad employees, and self-employed persons. Size class 1 to 4 employees includes establishments having payroll, but no employees, during mid-March pay period. For meaning of abbreviations and symbols, see introductory text. For explanation of terms, see Appendix A. For statement on reliability, see the note at the end of the table and Appendix C]

NAICS code	Geography, kind of business, and employment size class	Establishments (number)	Paid employees for pay period including March 12 (number)	First-quarter payroll (\$1,000)	Annual payroll (\$1,000)
56	ESSEX—Con.				
	Administrative and support and waste management and remediation services—Con.				
561	Administrative and support services—Con.				
5614	Business support services—Con.				
56142	Telephone call centers—Con.				
561421	Telephone answering services				
	All establishments	8	119	650	3 148
	Establishments with 1 to 4 employees	3	X	X	X
	Establishments with 5 to 9 employees	—	X	X	X
	Establishments with 10 to 19 employees	2	X	X	X
	Establishments with 20 to 49 employees	3	X	X	X
	Establishments with 50 to 99 employees	—	X	X	X
	Establishments with 100 to 249 employees	—	X	X	X
	Establishments with 250 to 499 employees	—	X	X	X
	Establishments with 500 to 999 employees	—	X	X	X
	Establishments with 1,000 employees or more	—	X	X	X
561422	Telemarketing bureaus				
	All establishments	7	376	779	1 733
	Establishments with 1 to 4 employees	5	X	X	X
	Establishments with 5 to 9 employees	—	X	X	X
	Establishments with 10 to 19 employees	—	X	X	X
	Establishments with 20 to 49 employees	1	X	X	X
	Establishments with 50 to 99 employees	—	X	X	X
	Establishments with 100 to 249 employees	—	X	X	X
	Establishments with 250 to 499 employees	1	X	X	X
	Establishments with 500 to 999 employees	—	X	X	X
	Establishments with 1,000 employees or more	—	X	X	X
56143	Business service centers				
	All establishments	23	199	1 625	7 049
	Establishments with 1 to 4 employees	12	X	X	X
	Establishments with 5 to 9 employees	5	X	X	X
	Establishments with 10 to 19 employees	3	X	X	X
	Establishments with 20 to 49 employees	3	X	X	X
	Establishments with 50 to 99 employees	—	X	X	X
	Establishments with 100 to 249 employees	—	X	X	X
	Establishments with 250 to 499 employees	—	X	X	X
	Establishments with 500 to 999 employees	—	X	X	X
	Establishments with 1,000 employees or more	—	X	X	X
561439	Other business service centers (including copy shops)				
	All establishments	15	172	1 548	6 735
	Establishments with 1 to 4 employees	6	X	X	X
	Establishments with 5 to 9 employees	4	X	X	X
	Establishments with 10 to 19 employees	2	X	X	X
	Establishments with 20 to 49 employees	3	X	X	X
	Establishments with 50 to 99 employees	—	X	X	X
	Establishments with 100 to 249 employees	—	X	X	X
	Establishments with 250 to 499 employees	—	X	X	X
	Establishments with 500 to 999 employees	—	X	X	X
	Establishments with 1,000 employees or more	—	X	X	X
56144	Collection agencies				
	All establishments	16	124	750	2 851
	Establishments with 1 to 4 employees	9	X	X	X
	Establishments with 5 to 9 employees	4	X	X	X
	Establishments with 10 to 19 employees	1	X	X	X
	Establishments with 20 to 49 employees	2	X	X	X
	Establishments with 50 to 99 employees	—	X	X	X
	Establishments with 100 to 249 employees	—	X	X	X
	Establishments with 250 to 499 employees	—	X	X	X
	Establishments with 500 to 999 employees	—	X	X	X
	Establishments with 1,000 employees or more	—	X	X	X
561440	Collection agencies				
	All establishments	16	124	750	2 851
	Establishments with 1 to 4 employees	9	X	X	X
	Establishments with 5 to 9 employees	4	X	X	X
	Establishments with 10 to 19 employees	1	X	X	X
	Establishments with 20 to 49 employees	2	X	X	X
	Establishments with 50 to 99 employees	—	X	X	X
	Establishments with 100 to 249 employees	—	X	X	X
	Establishments with 250 to 499 employees	—	X	X	X
	Establishments with 500 to 999 employees	—	X	X	X
	Establishments with 1,000 employees or more	—	X	X	X
56149	Other business support services				
	All establishments	18	141	1 460	6 592
	Establishments with 1 to 4 employees	11	X	X	X
	Establishments with 5 to 9 employees	3	X	X	X
	Establishments with 10 to 19 employees	2	X	X	X
	Establishments with 20 to 49 employees	1	X	X	X
	Establishments with 50 to 99 employees	1	X	X	X
	Establishments with 100 to 249 employees	—	X	X	X
	Establishments with 250 to 499 employees	—	X	X	X

See footnotes at end of table.

Table 5. Establishments, Employees, and Payroll by Industry and Employment Size of Establishments by County: 2004—Con.

[Excludes most government employees, railroad employees, and self-employed persons. Size class 1 to 4 employees includes establishments having payroll, but no employees, during mid-March pay period. For meaning of abbreviations and symbols, see introductory text. For explanation of terms, see Appendix A. For statement on reliability, see the note at the end of the table and Appendix C]

NAICS code	Geography, kind of business, and employment size class	Establishments (number)	Paid employees for pay period including March 12 (number)	First-quarter payroll (\$1,000)	Annual payroll (\$1,000)
	ESSEX—Con.				
56	Administrative and support and waste management and remediation services—Con.				
561	Administrative and support services—Con.				
5614	Business support services—Con.				
56149	Other business support services—Con.				
	All establishments—Con.				
	Establishments with 500 to 999 employees	—	X	X	X
	Establishments with 1,000 employees or more	—	X	X	X
561492	Court reporting and stenotype services				
	All establishments	10	100	1 125	4 986
	Establishments with 1 to 4 employees	7	X	X	X
	Establishments with 5 to 9 employees	1	X	X	X
	Establishments with 10 to 19 employees	—	X	X	X
	Establishments with 20 to 49 employees	1	X	X	X
	Establishments with 50 to 99 employees	1	X	X	X
	Establishments with 100 to 249 employees	—	X	X	X
	Establishments with 250 to 499 employees	—	X	X	X
	Establishments with 500 to 999 employees	—	X	X	X
	Establishments with 1,000 employees or more	—	X	X	X
5615	Travel arrangement and reservation services				
	All establishments	102	524	4 108	20 600
	Establishments with 1 to 4 employees	79	X	X	X
	Establishments with 5 to 9 employees	12	X	X	X
	Establishments with 10 to 19 employees	4	X	X	X
	Establishments with 20 to 49 employees	6	X	X	X
	Establishments with 50 to 99 employees	1	X	X	X
	Establishments with 100 to 249 employees	—	X	X	X
	Establishments with 250 to 499 employees	—	X	X	X
	Establishments with 500 to 999 employees	—	X	X	X
	Establishments with 1,000 employees or more	—	X	X	X
56151	Travel agencies				
	All establishments	85	324	2 409	10 848
	Establishments with 1 to 4 employees	68	X	X	X
	Establishments with 5 to 9 employees	11	X	X	X
	Establishments with 10 to 19 employees	3	X	X	X
	Establishments with 20 to 49 employees	3	X	X	X
	Establishments with 50 to 99 employees	—	X	X	X
	Establishments with 100 to 249 employees	—	X	X	X
	Establishments with 250 to 499 employees	—	X	X	X
	Establishments with 500 to 999 employees	—	X	X	X
	Establishments with 1,000 employees or more	—	X	X	X
561510	Travel agencies				
	All establishments	85	324	2 409	10 848
	Establishments with 1 to 4 employees	68	X	X	X
	Establishments with 5 to 9 employees	11	X	X	X
	Establishments with 10 to 19 employees	3	X	X	X
	Establishments with 20 to 49 employees	3	X	X	X
	Establishments with 50 to 99 employees	—	X	X	X
	Establishments with 100 to 249 employees	—	X	X	X
	Establishments with 250 to 499 employees	—	X	X	X
	Establishments with 500 to 999 employees	—	X	X	X
	Establishments with 1,000 employees or more	—	X	X	X
56152	Tour operators				
	All establishments	6	c	D	D
	Establishments with 1 to 4 employees	4	X	X	X
	Establishments with 5 to 9 employees	—	X	X	X
	Establishments with 10 to 19 employees	—	X	X	X
	Establishments with 20 to 49 employees	1	X	X	X
	Establishments with 50 to 99 employees	1	X	X	X
	Establishments with 100 to 249 employees	—	X	X	X
	Establishments with 250 to 499 employees	—	X	X	X
	Establishments with 500 to 999 employees	—	X	X	X
	Establishments with 1,000 employees or more	—	X	X	X
561520	Tour operators				
	All establishments	6	c	D	D
	Establishments with 1 to 4 employees	4	X	X	X
	Establishments with 5 to 9 employees	—	X	X	X
	Establishments with 10 to 19 employees	—	X	X	X
	Establishments with 20 to 49 employees	1	X	X	X
	Establishments with 50 to 99 employees	1	X	X	X
	Establishments with 100 to 249 employees	—	X	X	X
	Establishments with 250 to 499 employees	—	X	X	X
	Establishments with 500 to 999 employees	—	X	X	X
	Establishments with 1,000 employees or more	—	X	X	X

See footnotes at end of table.

Table 5. Establishments, Employees, and Payroll by Industry and Employment Size of Establishments by County: 2004—Con.

[Excludes most government employees, railroad employees, and self-employed persons. Size class 1 to 4 employees includes establishments having payroll, but no employees, during mid-March pay period. For meaning of abbreviations and symbols, see introductory text. For explanation of terms, see Appendix A. For statement on reliability, see the note at the end of the table and Appendix C]

NAICS code	Geography, kind of business, and employment size class	Establishments (number)	Paid employees for pay period including March 12 (number)	First-quarter payroll (\$1,000)	Annual payroll (\$1,000)
56	ESSEX—Con.				
	Administrative and support and waste management and remediation services—Con.				
561	Administrative and support services—Con.				
5616	Investigation and security services				
	All establishments	76	4 788	24 639	103 080
	Establishments with 1 to 4 employees	34	X	X	X
	Establishments with 5 to 9 employees	11	X	X	X
	Establishments with 10 to 19 employees	9	X	X	X
	Establishments with 20 to 49 employees	8	X	X	X
	Establishments with 50 to 99 employees	7	X	X	X
	Establishments with 100 to 249 employees	3	X	X	X
	Establishments with 250 to 499 employees	1	X	X	X
	Establishments with 500 to 999 employees	2	X	X	X
	Establishments with 1,000 employees or more	1	X	X	X
56161	Investigation, guard, and armored car services				
	All establishments	43	4 439	20 389	83 396
	Establishments with 1 to 4 employees	11	X	X	X
	Establishments with 5 to 9 employees	8	X	X	X
	Establishments with 10 to 19 employees	7	X	X	X
	Establishments with 20 to 49 employees	5	X	X	X
	Establishments with 50 to 99 employees	5	X	X	X
	Establishments with 100 to 249 employees	3	X	X	X
	Establishments with 250 to 499 employees	1	X	X	X
	Establishments with 500 to 999 employees	2	X	X	X
	Establishments with 1,000 employees or more	1	X	X	X
561611	Investigation services				
	All establishments	11	c	D	D
	Establishments with 1 to 4 employees	5	X	X	X
	Establishments with 5 to 9 employees	2	X	X	X
	Establishments with 10 to 19 employees	2	X	X	X
	Establishments with 20 to 49 employees	2	X	X	X
	Establishments with 50 to 99 employees	—	X	X	X
	Establishments with 100 to 249 employees	—	X	X	X
	Establishments with 250 to 499 employees	—	X	X	X
	Establishments with 500 to 999 employees	—	X	X	X
	Establishments with 1,000 employees or more	—	X	X	X
561612	Security guards and patrol services				
	All establishments	30	4 253	19 393	79 360
	Establishments with 1 to 4 employees	6	X	X	X
	Establishments with 5 to 9 employees	6	X	X	X
	Establishments with 10 to 19 employees	4	X	X	X
	Establishments with 20 to 49 employees	3	X	X	X
	Establishments with 50 to 99 employees	4	X	X	X
	Establishments with 100 to 249 employees	3	X	X	X
	Establishments with 250 to 499 employees	1	X	X	X
	Establishments with 500 to 999 employees	2	X	X	X
	Establishments with 1,000 employees or more	1	X	X	X
56162	Security systems services				
	All establishments	33	349	4 250	19 684
	Establishments with 1 to 4 employees	23	X	X	X
	Establishments with 5 to 9 employees	3	X	X	X
	Establishments with 10 to 19 employees	2	X	X	X
	Establishments with 20 to 49 employees	3	X	X	X
	Establishments with 50 to 99 employees	2	X	X	X
	Establishments with 100 to 249 employees	—	X	X	X
	Establishments with 250 to 499 employees	—	X	X	X
	Establishments with 500 to 999 employees	—	X	X	X
	Establishments with 1,000 employees or more	—	X	X	X
561621	Security systems services (except locksmiths)				
	All establishments	18	187	2 781	13 298
	Establishments with 1 to 4 employees	14	X	X	X
	Establishments with 5 to 9 employees	—	X	X	X
	Establishments with 10 to 19 employees	1	X	X	X
	Establishments with 20 to 49 employees	2	X	X	X
	Establishments with 50 to 99 employees	1	X	X	X
	Establishments with 100 to 249 employees	—	X	X	X
	Establishments with 250 to 499 employees	—	X	X	X
	Establishments with 500 to 999 employees	—	X	X	X
	Establishments with 1,000 employees or more	—	X	X	X
561622	Locksmiths				
	All establishments	15	162	1 469	6 386
	Establishments with 1 to 4 employees	9	X	X	X
	Establishments with 5 to 9 employees	3	X	X	X
	Establishments with 10 to 19 employees	1	X	X	X
	Establishments with 20 to 49 employees	1	X	X	X
	Establishments with 50 to 99 employees	1	X	X	X
	Establishments with 100 to 249 employees	—	X	X	X
	Establishments with 250 to 499 employees	—	X	X	X
	Establishments with 500 to 999 employees	—	X	X	X
	Establishments with 1,000 employees or more	—	X	X	X

See footnotes at end of table.

Table 5. Establishments, Employees, and Payroll by Industry and Employment Size of Establishments by County: 2004—Con.

[Excludes most government employees, railroad employees, and self-employed persons. Size class 1 to 4 employees includes establishments having payroll, but no employees, during mid-March pay period. For meaning of abbreviations and symbols, see introductory text. For explanation of terms, see Appendix A. For statement on reliability, see the note at the end of the table and Appendix C]

NAICS code	Geography, kind of business, and employment size class	Establishments (number)	Paid employees for pay period including March 12 (number)	First-quarter payroll (\$1,000)	Annual payroll (\$1,000)
56	ESSEX—Con.				
	Administrative and support and waste management and remediation services—Con.				
561	Administrative and support services—Con.				
5617	Services to buildings and dwellings				
	All establishments	402	3 875	15 741	80 106
	Establishments with 1 to 4 employees	293	X	X	X
	Establishments with 5 to 9 employees	55	X	X	X
	Establishments with 10 to 19 employees	26	X	X	X
	Establishments with 20 to 49 employees	15	X	X	X
	Establishments with 50 to 99 employees	6	X	X	X
	Establishments with 100 to 249 employees	3	X	X	X
	Establishments with 250 to 499 employees	3	X	X	X
	Establishments with 500 to 999 employees	1	X	X	X
	Establishments with 1,000 employees or more	—	X	X	X
56171	Exterminating and pest control services				
	All establishments	24	108	599	3 613
	Establishments with 1 to 4 employees	14	X	X	X
	Establishments with 5 to 9 employees	8	X	X	X
	Establishments with 10 to 19 employees	1	X	X	X
	Establishments with 20 to 49 employees	1	X	X	X
	Establishments with 50 to 99 employees	—	X	X	X
	Establishments with 100 to 249 employees	—	X	X	X
	Establishments with 250 to 499 employees	—	X	X	X
	Establishments with 500 to 999 employees	—	X	X	X
	Establishments with 1,000 employees or more	—	X	X	X
561710	Exterminating and pest control services				
	All establishments	24	108	599	3 613
	Establishments with 1 to 4 employees	14	X	X	X
	Establishments with 5 to 9 employees	8	X	X	X
	Establishments with 10 to 19 employees	1	X	X	X
	Establishments with 20 to 49 employees	1	X	X	X
	Establishments with 50 to 99 employees	—	X	X	X
	Establishments with 100 to 249 employees	—	X	X	X
	Establishments with 250 to 499 employees	—	X	X	X
	Establishments with 500 to 999 employees	—	X	X	X
	Establishments with 1,000 employees or more	—	X	X	X
56172	Janitorial services				
	All establishments	130	3 133	11 763	49 591
	Establishments with 1 to 4 employees	73	X	X	X
	Establishments with 5 to 9 employees	18	X	X	X
	Establishments with 10 to 19 employees	15	X	X	X
	Establishments with 20 to 49 employees	12	X	X	X
	Establishments with 50 to 99 employees	5	X	X	X
	Establishments with 100 to 249 employees	3	X	X	X
	Establishments with 250 to 499 employees	3	X	X	X
	Establishments with 500 to 999 employees	1	X	X	X
	Establishments with 1,000 employees or more	—	X	X	X
561720	Janitorial services				
	All establishments	130	3 133	11 763	49 591
	Establishments with 1 to 4 employees	73	X	X	X
	Establishments with 5 to 9 employees	18	X	X	X
	Establishments with 10 to 19 employees	15	X	X	X
	Establishments with 20 to 49 employees	12	X	X	X
	Establishments with 50 to 99 employees	5	X	X	X
	Establishments with 100 to 249 employees	3	X	X	X
	Establishments with 250 to 499 employees	3	X	X	X
	Establishments with 500 to 999 employees	1	X	X	X
	Establishments with 1,000 employees or more	—	X	X	X
56173	Landscaping services				
	All establishments	206	443	2 184	20 104
	Establishments with 1 to 4 employees	176	X	X	X
	Establishments with 5 to 9 employees	20	X	X	X
	Establishments with 10 to 19 employees	8	X	X	X
	Establishments with 20 to 49 employees	2	X	X	X
	Establishments with 50 to 99 employees	—	X	X	X
	Establishments with 100 to 249 employees	—	X	X	X
	Establishments with 250 to 499 employees	—	X	X	X
	Establishments with 500 to 999 employees	—	X	X	X
	Establishments with 1,000 employees or more	—	X	X	X
561730	Landscaping services				
	All establishments	206	443	2 184	20 104
	Establishments with 1 to 4 employees	176	X	X	X
	Establishments with 5 to 9 employees	20	X	X	X
	Establishments with 10 to 19 employees	8	X	X	X
	Establishments with 20 to 49 employees	2	X	X	X
	Establishments with 50 to 99 employees	—	X	X	X
	Establishments with 100 to 249 employees	—	X	X	X
	Establishments with 250 to 499 employees	—	X	X	X
	Establishments with 500 to 999 employees	—	X	X	X
	Establishments with 1,000 employees or more	—	X	X	X

See footnotes at end of table.

Table 5. Establishments, Employees, and Payroll by Industry and Employment Size of Establishments by County: 2004—Con.

[Excludes most government employees, railroad employees, and self-employed persons. Size class 1 to 4 employees includes establishments having payroll, but no employees, during mid-March pay period. For meaning of abbreviations and symbols, see introductory text. For explanation of terms, see Appendix A. For statement on reliability, see the note at the end of the table and Appendix C]

NAICS code	Geography, kind of business, and employment size class	Establishments (number)	Paid employees for pay period including March 12 (number)	First-quarter payroll (\$1,000)	Annual payroll (\$1,000)
56	ESSEX—Con.				
	Administrative and support and waste management and remediation services—Con.				
561	Administrative and support services—Con.				
5619	Other support services				
	All establishments	62	2 041	13 389	49 607
	Establishments with 1 to 4 employees	30	X	X	X
	Establishments with 5 to 9 employees	9	X	X	X
	Establishments with 10 to 19 employees	6	X	X	X
	Establishments with 20 to 49 employees	8	X	X	X
	Establishments with 50 to 99 employees	4	X	X	X
	Establishments with 100 to 249 employees	2	X	X	X
	Establishments with 250 to 499 employees	3	X	X	X
	Establishments with 500 to 999 employees	—	X	X	X
	Establishments with 1,000 employees or more	—	X	X	X
56191	Packaging and labeling services				
	All establishments	13	666	4 900	16 267
	Establishments with 1 to 4 employees	5	X	X	X
	Establishments with 5 to 9 employees	1	X	X	X
	Establishments with 10 to 19 employees	1	X	X	X
	Establishments with 20 to 49 employees	3	X	X	X
	Establishments with 50 to 99 employees	1	X	X	X
	Establishments with 100 to 249 employees	1	X	X	X
	Establishments with 250 to 499 employees	1	X	X	X
	Establishments with 500 to 999 employees	—	X	X	X
	Establishments with 1,000 employees or more	—	X	X	X
561910	Packaging and labeling services				
	All establishments	13	666	4 900	16 267
	Establishments with 1 to 4 employees	5	X	X	X
	Establishments with 5 to 9 employees	1	X	X	X
	Establishments with 10 to 19 employees	1	X	X	X
	Establishments with 20 to 49 employees	3	X	X	X
	Establishments with 50 to 99 employees	1	X	X	X
	Establishments with 100 to 249 employees	1	X	X	X
	Establishments with 250 to 499 employees	1	X	X	X
	Establishments with 500 to 999 employees	—	X	X	X
	Establishments with 1,000 employees or more	—	X	X	X
56192	Convention and trade show organizers				
	All establishments	18	141	1 328	6 451
	Establishments with 1 to 4 employees	11	X	X	X
	Establishments with 5 to 9 employees	2	X	X	X
	Establishments with 10 to 19 employees	2	X	X	X
	Establishments with 20 to 49 employees	3	X	X	X
	Establishments with 50 to 99 employees	—	X	X	X
	Establishments with 100 to 249 employees	—	X	X	X
	Establishments with 250 to 499 employees	—	X	X	X
	Establishments with 500 to 999 employees	—	X	X	X
	Establishments with 1,000 employees or more	—	X	X	X
561920	Convention and trade show organizers				
	All establishments	18	141	1 328	6 451
	Establishments with 1 to 4 employees	11	X	X	X
	Establishments with 5 to 9 employees	2	X	X	X
	Establishments with 10 to 19 employees	2	X	X	X
	Establishments with 20 to 49 employees	3	X	X	X
	Establishments with 50 to 99 employees	—	X	X	X
	Establishments with 100 to 249 employees	—	X	X	X
	Establishments with 250 to 499 employees	—	X	X	X
	Establishments with 500 to 999 employees	—	X	X	X
	Establishments with 1,000 employees or more	—	X	X	X
56199	All other support services				
	All establishments	31	1 234	7 161	26 889
	Establishments with 1 to 4 employees	14	X	X	X
	Establishments with 5 to 9 employees	6	X	X	X
	Establishments with 10 to 19 employees	3	X	X	X
	Establishments with 20 to 49 employees	2	X	X	X
	Establishments with 50 to 99 employees	3	X	X	X
	Establishments with 100 to 249 employees	1	X	X	X
	Establishments with 250 to 499 employees	2	X	X	X
	Establishments with 500 to 999 employees	—	X	X	X
	Establishments with 1,000 employees or more	—	X	X	X
561990	All other support services				
	All establishments	31	1 234	7 161	26 889
	Establishments with 1 to 4 employees	14	X	X	X
	Establishments with 5 to 9 employees	6	X	X	X
	Establishments with 10 to 19 employees	3	X	X	X
	Establishments with 20 to 49 employees	2	X	X	X
	Establishments with 50 to 99 employees	3	X	X	X
	Establishments with 100 to 249 employees	1	X	X	X
	Establishments with 250 to 499 employees	2	X	X	X
	Establishments with 500 to 999 employees	—	X	X	X
	Establishments with 1,000 employees or more	—	X	X	X

See footnotes at end of table.

Table 5. Establishments, Employees, and Payroll by Industry and Employment Size of Establishments by County: 2004—Con.

[Excludes most government employees, railroad employees, and self-employed persons. Size class 1 to 4 employees includes establishments having payroll, but no employees, during mid-March pay period. For meaning of abbreviations and symbols, see introductory text. For explanation of terms, see Appendix A. For statement on reliability, see the note at the end of the table and Appendix C]

NAICS code	Geography, kind of business, and employment size class	Establishments (number)	Paid employees for pay period including March 12 (number)	First-quarter payroll (\$1,000)	Annual payroll (\$1,000)
56	ESSEX—Con. Administrative and support and waste management and remediation services—Con.				
562	Waste management and remediation services				
	All establishments	46	1 134	13 912	55 131
	Establishments with 1 to 4 employees	13	X	X	X
	Establishments with 5 to 9 employees	12	X	X	X
	Establishments with 10 to 19 employees	8	X	X	X
	Establishments with 20 to 49 employees	6	X	X	X
	Establishments with 50 to 99 employees	4	X	X	X
	Establishments with 100 to 249 employees	3	X	X	X
	Establishments with 250 to 499 employees	—	X	X	X
	Establishments with 500 to 999 employees	—	X	X	X
	Establishments with 1,000 employees or more	—	X	X	X
5621	Waste collection				
	All establishments	21	644	7 397	29 864
	Establishments with 1 to 4 employees	6	X	X	X
	Establishments with 5 to 9 employees	5	X	X	X
	Establishments with 10 to 19 employees	3	X	X	X
	Establishments with 20 to 49 employees	3	X	X	X
	Establishments with 50 to 99 employees	1	X	X	X
	Establishments with 100 to 249 employees	3	X	X	X
	Establishments with 250 to 499 employees	—	X	X	X
	Establishments with 500 to 999 employees	—	X	X	X
	Establishments with 1,000 employees or more	—	X	X	X
56211	Waste collection				
	All establishments	21	644	7 397	29 864
	Establishments with 1 to 4 employees	6	X	X	X
	Establishments with 5 to 9 employees	5	X	X	X
	Establishments with 10 to 19 employees	3	X	X	X
	Establishments with 20 to 49 employees	3	X	X	X
	Establishments with 50 to 99 employees	1	X	X	X
	Establishments with 100 to 249 employees	3	X	X	X
	Establishments with 250 to 499 employees	—	X	X	X
	Establishments with 500 to 999 employees	—	X	X	X
	Establishments with 1,000 employees or more	—	X	X	X
562111	Solid waste collection				
	All establishments	19	f	D	D
	Establishments with 1 to 4 employees	5	X	X	X
	Establishments with 5 to 9 employees	4	X	X	X
	Establishments with 10 to 19 employees	3	X	X	X
	Establishments with 20 to 49 employees	3	X	X	X
	Establishments with 50 to 99 employees	1	X	X	X
	Establishments with 100 to 249 employees	3	X	X	X
	Establishments with 250 to 499 employees	—	X	X	X
	Establishments with 500 to 999 employees	—	X	X	X
	Establishments with 1,000 employees or more	—	X	X	X
5622	Waste treatment and disposal				
	All establishments	11	195	3 132	10 755
	Establishments with 1 to 4 employees	3	X	X	X
	Establishments with 5 to 9 employees	2	X	X	X
	Establishments with 10 to 19 employees	3	X	X	X
	Establishments with 20 to 49 employees	2	X	X	X
	Establishments with 50 to 99 employees	1	X	X	X
	Establishments with 100 to 249 employees	—	X	X	X
	Establishments with 250 to 499 employees	—	X	X	X
	Establishments with 500 to 999 employees	—	X	X	X
	Establishments with 1,000 employees or more	—	X	X	X
56221	Waste treatment and disposal				
	All establishments	11	195	3 132	10 755
	Establishments with 1 to 4 employees	3	X	X	X
	Establishments with 5 to 9 employees	2	X	X	X
	Establishments with 10 to 19 employees	3	X	X	X
	Establishments with 20 to 49 employees	2	X	X	X
	Establishments with 50 to 99 employees	1	X	X	X
	Establishments with 100 to 249 employees	—	X	X	X
	Establishments with 250 to 499 employees	—	X	X	X
	Establishments with 500 to 999 employees	—	X	X	X
	Establishments with 1,000 employees or more	—	X	X	X
5629	Remediation and other waste management services				
	All establishments	14	295	3 383	14 512
	Establishments with 1 to 4 employees	4	X	X	X
	Establishments with 5 to 9 employees	5	X	X	X
	Establishments with 10 to 19 employees	2	X	X	X
	Establishments with 20 to 49 employees	1	X	X	X
	Establishments with 50 to 99 employees	2	X	X	X
	Establishments with 100 to 249 employees	—	X	X	X
	Establishments with 250 to 499 employees	—	X	X	X
	Establishments with 500 to 999 employees	—	X	X	X
	Establishments with 1,000 employees or more	—	X	X	X

See footnotes at end of table.

Table 5. Establishments, Employees, and Payroll by Industry and Employment Size of Establishments by County: 2004—Con.

[Excludes most government employees, railroad employees, and self-employed persons. Size class 1 to 4 employees includes establishments having payroll, but no employees, during mid-March pay period. For meaning of abbreviations and symbols, see introductory text. For explanation of terms, see Appendix A. For statement on reliability, see the note at the end of the table and Appendix C]

NAICS code	Geography, kind of business, and employment size class	Establishments (number)	Paid employees for pay period including March 12 (number)	First-quarter payroll (\$1,000)	Annual payroll (\$1,000)
56	ESSEX—Con. Administrative and support and waste management and remediation services—Con.				
562	Waste management and remediation services—Con.				
5629	Remediation and other waste management services—Con.				
56291	Remediation services				
	All establishments	8	102	1 036	4 766
	Establishments with 1 to 4 employees	2	X	X	X
	Establishments with 5 to 9 employees	3	X	X	X
	Establishments with 10 to 19 employees	2	X	X	X
	Establishments with 20 to 49 employees	1	X	X	X
	Establishments with 50 to 99 employees	—	X	X	X
	Establishments with 100 to 249 employees	—	X	X	X
	Establishments with 250 to 499 employees	—	X	X	X
	Establishments with 500 to 999 employees	—	X	X	X
	Establishments with 1,000 employees or more	—	X	X	X
562910	Remediation services				
	All establishments	8	102	1 036	4 766
	Establishments with 1 to 4 employees	2	X	X	X
	Establishments with 5 to 9 employees	3	X	X	X
	Establishments with 10 to 19 employees	2	X	X	X
	Establishments with 20 to 49 employees	1	X	X	X
	Establishments with 50 to 99 employees	—	X	X	X
	Establishments with 100 to 249 employees	—	X	X	X
	Establishments with 250 to 499 employees	—	X	X	X
	Establishments with 500 to 999 employees	—	X	X	X
	Establishments with 1,000 employees or more	—	X	X	X
61	Educational services				
	All establishments	270	10 055	74 193	312 025
	Establishments with 1 to 4 employees	114	X	X	X
	Establishments with 5 to 9 employees	30	X	X	X
	Establishments with 10 to 19 employees	44	X	X	X
	Establishments with 20 to 49 employees	48	X	X	X
	Establishments with 50 to 99 employees	19	X	X	X
	Establishments with 100 to 249 employees	9	X	X	X
	Establishments with 250 to 499 employees	2	X	X	X
	Establishments with 500 to 999 employees	2	X	X	X
	Establishments with 1,000 employees or more	2	X	X	X
611	Educational services				
	All establishments	270	10 055	74 193	312 025
	Establishments with 1 to 4 employees	114	X	X	X
	Establishments with 5 to 9 employees	30	X	X	X
	Establishments with 10 to 19 employees	44	X	X	X
	Establishments with 20 to 49 employees	48	X	X	X
	Establishments with 50 to 99 employees	19	X	X	X
	Establishments with 100 to 249 employees	9	X	X	X
	Establishments with 250 to 499 employees	2	X	X	X
	Establishments with 500 to 999 employees	2	X	X	X
	Establishments with 1,000 employees or more	2	X	X	X
6111	Elementary and secondary schools				
	All establishments	88	3 888	30 855	125 905
	Establishments with 1 to 4 employees	11	X	X	X
	Establishments with 5 to 9 employees	7	X	X	X
	Establishments with 10 to 19 employees	13	X	X	X
	Establishments with 20 to 49 employees	32	X	X	X
	Establishments with 50 to 99 employees	16	X	X	X
	Establishments with 100 to 249 employees	8	X	X	X
	Establishments with 250 to 499 employees	1	X	X	X
	Establishments with 500 to 999 employees	—	X	X	X
	Establishments with 1,000 employees or more	—	X	X	X
61111	Elementary and secondary schools				
	All establishments	88	3 888	30 855	125 905
	Establishments with 1 to 4 employees	11	X	X	X
	Establishments with 5 to 9 employees	7	X	X	X
	Establishments with 10 to 19 employees	13	X	X	X
	Establishments with 20 to 49 employees	32	X	X	X
	Establishments with 50 to 99 employees	16	X	X	X
	Establishments with 100 to 249 employees	8	X	X	X
	Establishments with 250 to 499 employees	1	X	X	X
	Establishments with 500 to 999 employees	—	X	X	X
	Establishments with 1,000 employees or more	—	X	X	X
611110	Elementary and secondary schools				
	All establishments	88	3 888	30 855	125 905
	Establishments with 1 to 4 employees	11	X	X	X
	Establishments with 5 to 9 employees	7	X	X	X
	Establishments with 10 to 19 employees	13	X	X	X
	Establishments with 20 to 49 employees	32	X	X	X
	Establishments with 50 to 99 employees	16	X	X	X
	Establishments with 100 to 249 employees	8	X	X	X
	Establishments with 250 to 499 employees	1	X	X	X
	Establishments with 500 to 999 employees	—	X	X	X
	Establishments with 1,000 employees or more	—	X	X	X

See footnotes at end of table.

Table 5. Establishments, Employees, and Payroll by Industry and Employment Size of Establishments by County: 2004—Con.

[Excludes most government employees, railroad employees, and self-employed persons. Size class 1 to 4 employees includes establishments having payroll, but no employees, during mid-March pay period. For meaning of abbreviations and symbols, see introductory text. For explanation of terms, see Appendix A. For statement on reliability, see the note at the end of the table and Appendix C]

NAICS code	Geography, kind of business, and employment size class	Establishments (number)	Paid employees for pay period including March 12 (number)	First-quarter payroll (\$1,000)	Annual payroll (\$1,000)
61	ESSEX—Con.				
	Educational services—Con.				
611	Educational services—Con.				
6112	Junior colleges				
	All establishments	5	g	D	D
	Establishments with 1 to 4 employees	3	X	X	X
	Establishments with 5 to 9 employees	—	X	X	X
	Establishments with 10 to 19 employees	—	X	X	X
	Establishments with 20 to 49 employees	—	X	X	X
	Establishments with 50 to 99 employees	—	X	X	X
	Establishments with 100 to 249 employees	—	X	X	X
	Establishments with 250 to 499 employees	1	X	X	X
	Establishments with 500 to 999 employees	—	X	X	X
	Establishments with 1,000 employees or more	1	X	X	X
61121	Junior colleges				
	All establishments	5	g	D	D
	Establishments with 1 to 4 employees	3	X	X	X
	Establishments with 5 to 9 employees	—	X	X	X
	Establishments with 10 to 19 employees	—	X	X	X
	Establishments with 20 to 49 employees	—	X	X	X
	Establishments with 50 to 99 employees	—	X	X	X
	Establishments with 100 to 249 employees	—	X	X	X
	Establishments with 250 to 499 employees	1	X	X	X
	Establishments with 500 to 999 employees	—	X	X	X
	Establishments with 1,000 employees or more	1	X	X	X
611210	Junior colleges				
	All establishments	5	g	D	D
	Establishments with 1 to 4 employees	3	X	X	X
	Establishments with 5 to 9 employees	—	X	X	X
	Establishments with 10 to 19 employees	—	X	X	X
	Establishments with 20 to 49 employees	—	X	X	X
	Establishments with 50 to 99 employees	—	X	X	X
	Establishments with 100 to 249 employees	—	X	X	X
	Establishments with 250 to 499 employees	1	X	X	X
	Establishments with 500 to 999 employees	—	X	X	X
	Establishments with 1,000 employees or more	1	X	X	X
6113	Colleges and universities				
	All establishments	13	3 383	26 410	111 163
	Establishments with 1 to 4 employees	6	X	X	X
	Establishments with 5 to 9 employees	2	X	X	X
	Establishments with 10 to 19 employees	—	X	X	X
	Establishments with 20 to 49 employees	1	X	X	X
	Establishments with 50 to 99 employees	—	X	X	X
	Establishments with 100 to 249 employees	1	X	X	X
	Establishments with 250 to 499 employees	—	X	X	X
	Establishments with 500 to 999 employees	2	X	X	X
	Establishments with 1,000 employees or more	1	X	X	X
61131	Colleges and universities				
	All establishments	13	3 383	26 410	111 163
	Establishments with 1 to 4 employees	6	X	X	X
	Establishments with 5 to 9 employees	2	X	X	X
	Establishments with 10 to 19 employees	—	X	X	X
	Establishments with 20 to 49 employees	1	X	X	X
	Establishments with 50 to 99 employees	—	X	X	X
	Establishments with 100 to 249 employees	1	X	X	X
	Establishments with 250 to 499 employees	—	X	X	X
	Establishments with 500 to 999 employees	2	X	X	X
	Establishments with 1,000 employees or more	1	X	X	X
611310	Colleges and universities				
	All establishments	13	3 383	26 410	111 163
	Establishments with 1 to 4 employees	6	X	X	X
	Establishments with 5 to 9 employees	2	X	X	X
	Establishments with 10 to 19 employees	—	X	X	X
	Establishments with 20 to 49 employees	1	X	X	X
	Establishments with 50 to 99 employees	—	X	X	X
	Establishments with 100 to 249 employees	1	X	X	X
	Establishments with 250 to 499 employees	—	X	X	X
	Establishments with 500 to 999 employees	2	X	X	X
	Establishments with 1,000 employees or more	1	X	X	X
6114	Business schools and computer and management training				
	All establishments	28	c	D	D
	Establishments with 1 to 4 employees	21	X	X	X
	Establishments with 5 to 9 employees	2	X	X	X
	Establishments with 10 to 19 employees	5	X	X	X
	Establishments with 20 to 49 employees	—	X	X	X
	Establishments with 50 to 99 employees	—	X	X	X
	Establishments with 100 to 249 employees	—	X	X	X
	Establishments with 250 to 499 employees	—	X	X	X
	Establishments with 500 to 999 employees	—	X	X	X
	Establishments with 1,000 employees or more	—	X	X	X

See footnotes at end of table.

Table 5. Establishments, Employees, and Payroll by Industry and Employment Size of Establishments by County: 2004—Con.

[Excludes most government employees, railroad employees, and self-employed persons. Size class 1 to 4 employees includes establishments having payroll, but no employees, during mid-March pay period. For meaning of abbreviations and symbols, see introductory text. For explanation of terms, see Appendix A. For statement on reliability, see the note at the end of the table and Appendix C]

NAICS code	Geography, kind of business, and employment size class	Establishments (number)	Paid employees for pay period including March 12 (number)	First-quarter payroll (\$1,000)	Annual payroll (\$1,000)
61	ESSEX—Con.				
	Educational services—Con.				
611	Educational services—Con.				
6115	Technical and trade schools				
	All establishments	30	336	2 227	10 640
	Establishments with 1 to 4 employees	14	X	X	X
	Establishments with 5 to 9 employees	5	X	X	X
	Establishments with 10 to 19 employees	6	X	X	X
	Establishments with 20 to 49 employees	4	X	X	X
	Establishments with 50 to 99 employees	1	X	X	X
	Establishments with 100 to 249 employees	—	X	X	X
	Establishments with 250 to 499 employees	—	X	X	X
	Establishments with 500 to 999 employees	—	X	X	X
	Establishments with 1,000 employees or more	—	X	X	X
61151	Technical and trade schools				
	All establishments	30	336	2 227	10 640
	Establishments with 1 to 4 employees	14	X	X	X
	Establishments with 5 to 9 employees	5	X	X	X
	Establishments with 10 to 19 employees	6	X	X	X
	Establishments with 20 to 49 employees	4	X	X	X
	Establishments with 50 to 99 employees	1	X	X	X
	Establishments with 100 to 249 employees	—	X	X	X
	Establishments with 250 to 499 employees	—	X	X	X
	Establishments with 500 to 999 employees	—	X	X	X
	Establishments with 1,000 employees or more	—	X	X	X
611519	Other technical and trade schools				
	All establishments	20	277	1 885	9 181
	Establishments with 1 to 4 employees	9	X	X	X
	Establishments with 5 to 9 employees	2	X	X	X
	Establishments with 10 to 19 employees	4	X	X	X
	Establishments with 20 to 49 employees	4	X	X	X
	Establishments with 50 to 99 employees	1	X	X	X
	Establishments with 100 to 249 employees	—	X	X	X
	Establishments with 250 to 499 employees	—	X	X	X
	Establishments with 500 to 999 employees	—	X	X	X
	Establishments with 1,000 employees or more	—	X	X	X
6116	Other schools and instruction				
	All establishments	90	769	2 531	10 902
	Establishments with 1 to 4 employees	49	X	X	X
	Establishments with 5 to 9 employees	12	X	X	X
	Establishments with 10 to 19 employees	19	X	X	X
	Establishments with 20 to 49 employees	8	X	X	X
	Establishments with 50 to 99 employees	2	X	X	X
	Establishments with 100 to 249 employees	—	X	X	X
	Establishments with 250 to 499 employees	—	X	X	X
	Establishments with 500 to 999 employees	—	X	X	X
	Establishments with 1,000 employees or more	—	X	X	X
61161	Fine arts schools				
	All establishments	33	231	761	2 985
	Establishments with 1 to 4 employees	19	X	X	X
	Establishments with 5 to 9 employees	6	X	X	X
	Establishments with 10 to 19 employees	6	X	X	X
	Establishments with 20 to 49 employees	1	X	X	X
	Establishments with 50 to 99 employees	1	X	X	X
	Establishments with 100 to 249 employees	—	X	X	X
	Establishments with 250 to 499 employees	—	X	X	X
	Establishments with 500 to 999 employees	—	X	X	X
	Establishments with 1,000 employees or more	—	X	X	X
611610	Fine arts schools				
	All establishments	33	231	761	2 985
	Establishments with 1 to 4 employees	19	X	X	X
	Establishments with 5 to 9 employees	6	X	X	X
	Establishments with 10 to 19 employees	6	X	X	X
	Establishments with 20 to 49 employees	1	X	X	X
	Establishments with 50 to 99 employees	1	X	X	X
	Establishments with 100 to 249 employees	—	X	X	X
	Establishments with 250 to 499 employees	—	X	X	X
	Establishments with 500 to 999 employees	—	X	X	X
	Establishments with 1,000 employees or more	—	X	X	X
61162	Sports and recreation instruction				
	All establishments	23	118	423	1 824
	Establishments with 1 to 4 employees	16	X	X	X
	Establishments with 5 to 9 employees	3	X	X	X
	Establishments with 10 to 19 employees	3	X	X	X
	Establishments with 20 to 49 employees	1	X	X	X
	Establishments with 50 to 99 employees	—	X	X	X
	Establishments with 100 to 249 employees	—	X	X	X
	Establishments with 250 to 499 employees	—	X	X	X
	Establishments with 500 to 999 employees	—	X	X	X
	Establishments with 1,000 employees or more	—	X	X	X

See footnotes at end of table.

Table 5. Establishments, Employees, and Payroll by Industry and Employment Size of Establishments by County: 2004—Con.

[Excludes most government employees, railroad employees, and self-employed persons. Size class 1 to 4 employees includes establishments having payroll, but no employees, during mid-March pay period. For meaning of abbreviations and symbols, see introductory text. For explanation of terms, see Appendix A. For statement on reliability, see the note at the end of the table and Appendix C]

NAICS code	Geography, kind of business, and employment size class	Establishments (number)	Paid employees for pay period including March 12 (number)	First-quarter payroll (\$1,000)	Annual payroll (\$1,000)
61	ESSEX—Con.				
	Educational services—Con.				
611	Educational services—Con.				
6116	Other schools and instruction—Con.				
61162	Sports and recreation instruction—Con.				
611620	Sports and recreation instruction				
	All establishments	23	118	423	1 824
	Establishments with 1 to 4 employees	16	X	X	X
	Establishments with 5 to 9 employees	3	X	X	X
	Establishments with 10 to 19 employees	3	X	X	X
	Establishments with 20 to 49 employees	1	X	X	X
	Establishments with 50 to 99 employees	—	X	X	X
	Establishments with 100 to 249 employees	—	X	X	X
	Establishments with 250 to 499 employees	—	X	X	X
	Establishments with 500 to 999 employees	—	X	X	X
	Establishments with 1,000 employees or more	—	X	X	X
61169	All other schools and instruction				
	All establishments	27	371	1 253	5 722
	Establishments with 1 to 4 employees	9	X	X	X
	Establishments with 5 to 9 employees	2	X	X	X
	Establishments with 10 to 19 employees	10	X	X	X
	Establishments with 20 to 49 employees	5	X	X	X
	Establishments with 50 to 99 employees	1	X	X	X
	Establishments with 100 to 249 employees	—	X	X	X
	Establishments with 250 to 499 employees	—	X	X	X
	Establishments with 500 to 999 employees	—	X	X	X
	Establishments with 1,000 employees or more	—	X	X	X
611691	Exam preparation and tutoring				
	All establishments	19	314	1 029	4 495
	Establishments with 1 to 4 employees	5	X	X	X
	Establishments with 5 to 9 employees	1	X	X	X
	Establishments with 10 to 19 employees	8	X	X	X
	Establishments with 20 to 49 employees	4	X	X	X
	Establishments with 50 to 99 employees	1	X	X	X
	Establishments with 100 to 249 employees	—	X	X	X
	Establishments with 250 to 499 employees	—	X	X	X
	Establishments with 500 to 999 employees	—	X	X	X
	Establishments with 1,000 employees or more	—	X	X	X
6117	Educational support services				
	All establishments	16	153	1 123	5 209
	Establishments with 1 to 4 employees	10	X	X	X
	Establishments with 5 to 9 employees	2	X	X	X
	Establishments with 10 to 19 employees	1	X	X	X
	Establishments with 20 to 49 employees	3	X	X	X
	Establishments with 50 to 99 employees	—	X	X	X
	Establishments with 100 to 249 employees	—	X	X	X
	Establishments with 250 to 499 employees	—	X	X	X
	Establishments with 500 to 999 employees	—	X	X	X
	Establishments with 1,000 employees or more	—	X	X	X
61171	Educational support services				
	All establishments	16	153	1 123	5 209
	Establishments with 1 to 4 employees	10	X	X	X
	Establishments with 5 to 9 employees	2	X	X	X
	Establishments with 10 to 19 employees	1	X	X	X
	Establishments with 20 to 49 employees	3	X	X	X
	Establishments with 50 to 99 employees	—	X	X	X
	Establishments with 100 to 249 employees	—	X	X	X
	Establishments with 250 to 499 employees	—	X	X	X
	Establishments with 500 to 999 employees	—	X	X	X
	Establishments with 1,000 employees or more	—	X	X	X
611710	Educational support services				
	All establishments	16	153	1 123	5 209
	Establishments with 1 to 4 employees	10	X	X	X
	Establishments with 5 to 9 employees	2	X	X	X
	Establishments with 10 to 19 employees	1	X	X	X
	Establishments with 20 to 49 employees	3	X	X	X
	Establishments with 50 to 99 employees	—	X	X	X
	Establishments with 100 to 249 employees	—	X	X	X
	Establishments with 250 to 499 employees	—	X	X	X
	Establishments with 500 to 999 employees	—	X	X	X
	Establishments with 1,000 employees or more	—	X	X	X
62	Health care and social assistance				
	All establishments	2 474	54 617	500 490	2 305 617
	Establishments with 1 to 4 employees	1 236	X	X	X
	Establishments with 5 to 9 employees	565	X	X	X
	Establishments with 10 to 19 employees	331	X	X	X
	Establishments with 20 to 49 employees	211	X	X	X
	Establishments with 50 to 99 employees	49	X	X	X
	Establishments with 100 to 249 employees	51	X	X	X
	Establishments with 250 to 499 employees	14	X	X	X
	Establishments with 500 to 999 employees	10	X	X	X
	Establishments with 1,000 employees or more	7	X	X	X

See footnotes at end of table.

Table 5. Establishments, Employees, and Payroll by Industry and Employment Size of Establishments by County: 2004—Con.

[Excludes most government employees, railroad employees, and self-employed persons. Size class 1 to 4 employees includes establishments having payroll, but no employees, during mid-March pay period. For meaning of abbreviations and symbols, see introductory text. For explanation of terms, see Appendix A. For statement on reliability, see the note at the end of the table and Appendix C]

NAICS code	Geography, kind of business, and employment size class	Establishments (number)	Paid employees for pay period including March 12 (number)	First-quarter payroll (\$1,000)	Annual payroll (\$1,000)
	ESSEX—Con.				
62	Health care and social assistance—Con.				
621	Ambulatory health care services				
	All establishments	1 883	17 055	162 932	756 898
	Establishments with 1 to 4 employees	1 093	X	X	X
	Establishments with 5 to 9 employees	453	X	X	X
	Establishments with 10 to 19 employees	195	X	X	X
	Establishments with 20 to 49 employees	101	X	X	X
	Establishments with 50 to 99 employees	17	X	X	X
	Establishments with 100 to 249 employees	18	X	X	X
	Establishments with 250 to 499 employees	6	X	X	X
	Establishments with 500 to 999 employees	—	X	X	X
	Establishments with 1,000 employees or more	—	X	X	X
6211	Offices of physicians				
	All establishments	962	6 231	87 200	424 654
	Establishments with 1 to 4 employees	558	X	X	X
	Establishments with 5 to 9 employees	240	X	X	X
	Establishments with 10 to 19 employees	111	X	X	X
	Establishments with 20 to 49 employees	47	X	X	X
	Establishments with 50 to 99 employees	3	X	X	X
	Establishments with 100 to 249 employees	2	X	X	X
	Establishments with 250 to 499 employees	1	X	X	X
	Establishments with 500 to 999 employees	—	X	X	X
	Establishments with 1,000 employees or more	—	X	X	X
62111	Offices of physicians				
	All establishments	962	6 231	87 200	424 654
	Establishments with 1 to 4 employees	558	X	X	X
	Establishments with 5 to 9 employees	240	X	X	X
	Establishments with 10 to 19 employees	111	X	X	X
	Establishments with 20 to 49 employees	47	X	X	X
	Establishments with 50 to 99 employees	3	X	X	X
	Establishments with 100 to 249 employees	2	X	X	X
	Establishments with 250 to 499 employees	1	X	X	X
	Establishments with 500 to 999 employees	—	X	X	X
	Establishments with 1,000 employees or more	—	X	X	X
621111	Offices of physicians (except mental health specialists)				
	All establishments	913	6 085	86 092	416 605
	Establishments with 1 to 4 employees	520	X	X	X
	Establishments with 5 to 9 employees	230	X	X	X
	Establishments with 10 to 19 employees	110	X	X	X
	Establishments with 20 to 49 employees	47	X	X	X
	Establishments with 50 to 99 employees	3	X	X	X
	Establishments with 100 to 249 employees	2	X	X	X
	Establishments with 250 to 499 employees	1	X	X	X
	Establishments with 500 to 999 employees	—	X	X	X
	Establishments with 1,000 employees or more	—	X	X	X
621112	Offices of physicians, mental health specialists				
	All establishments	49	146	1 108	8 049
	Establishments with 1 to 4 employees	38	X	X	X
	Establishments with 5 to 9 employees	10	X	X	X
	Establishments with 10 to 19 employees	1	X	X	X
	Establishments with 20 to 49 employees	—	X	X	X
	Establishments with 50 to 99 employees	—	X	X	X
	Establishments with 100 to 249 employees	—	X	X	X
	Establishments with 250 to 499 employees	—	X	X	X
	Establishments with 500 to 999 employees	—	X	X	X
	Establishments with 1,000 employees or more	—	X	X	X
6212	Offices of dentists				
	All establishments	413	2 115	17 356	79 847
	Establishments with 1 to 4 employees	244	X	X	X
	Establishments with 5 to 9 employees	111	X	X	X
	Establishments with 10 to 19 employees	49	X	X	X
	Establishments with 20 to 49 employees	9	X	X	X
	Establishments with 50 to 99 employees	—	X	X	X
	Establishments with 100 to 249 employees	—	X	X	X
	Establishments with 250 to 499 employees	—	X	X	X
	Establishments with 500 to 999 employees	—	X	X	X
	Establishments with 1,000 employees or more	—	X	X	X
62121	Offices of dentists				
	All establishments	413	2 115	17 356	79 847
	Establishments with 1 to 4 employees	244	X	X	X
	Establishments with 5 to 9 employees	111	X	X	X
	Establishments with 10 to 19 employees	49	X	X	X
	Establishments with 20 to 49 employees	9	X	X	X
	Establishments with 50 to 99 employees	—	X	X	X
	Establishments with 100 to 249 employees	—	X	X	X
	Establishments with 250 to 499 employees	—	X	X	X
	Establishments with 500 to 999 employees	—	X	X	X
	Establishments with 1,000 employees or more	—	X	X	X

See footnotes at end of table.

Table 5. Establishments, Employees, and Payroll by Industry and Employment Size of Establishments by County: 2004—Con.

[Excludes most government employees, railroad employees, and self-employed persons. Size class 1 to 4 employees includes establishments having payroll, but no employees, during mid-March pay period. For meaning of abbreviations and symbols, see introductory text. For explanation of terms, see Appendix A. For statement on reliability, see the note at the end of the table and Appendix C]

NAICS code	Geography, kind of business, and employment size class	Establishments (number)	Paid employees for pay period including March 12 (number)	First-quarter payroll (\$1,000)	Annual payroll (\$1,000)
62	ESSEX—Con.				
	Health care and social assistance—Con.				
621	Ambulatory health care services—Con.				
6212	Offices of dentists—Con.				
62121	Offices of dentists—Con.				
621210	Offices of dentists				
	All establishments	413	2 115	17 356	79 847
	Establishments with 1 to 4 employees	244	X	X	X
	Establishments with 5 to 9 employees	111	X	X	X
	Establishments with 10 to 19 employees	49	X	X	X
	Establishments with 20 to 49 employees	9	X	X	X
	Establishments with 50 to 99 employees	—	X	X	X
	Establishments with 100 to 249 employees	—	X	X	X
	Establishments with 250 to 499 employees	—	X	X	X
	Establishments with 500 to 999 employees	—	X	X	X
	Establishments with 1,000 employees or more	—	X	X	X
6213	Offices of other health practitioners				
	All establishments	303	1 255	8 005	37 619
	Establishments with 1 to 4 employees	222	X	X	X
	Establishments with 5 to 9 employees	65	X	X	X
	Establishments with 10 to 19 employees	11	X	X	X
	Establishments with 20 to 49 employees	4	X	X	X
	Establishments with 50 to 99 employees	—	X	X	X
	Establishments with 100 to 249 employees	1	X	X	X
	Establishments with 250 to 499 employees	—	X	X	X
	Establishments with 500 to 999 employees	—	X	X	X
	Establishments with 1,000 employees or more	—	X	X	X
62131	Offices of chiropractors				
	All establishments	121	348	1 755	8 710
	Establishments with 1 to 4 employees	92	X	X	X
	Establishments with 5 to 9 employees	27	X	X	X
	Establishments with 10 to 19 employees	2	X	X	X
	Establishments with 20 to 49 employees	—	X	X	X
	Establishments with 50 to 99 employees	—	X	X	X
	Establishments with 100 to 249 employees	—	X	X	X
	Establishments with 250 to 499 employees	—	X	X	X
	Establishments with 500 to 999 employees	—	X	X	X
	Establishments with 1,000 employees or more	—	X	X	X
621310	Offices of chiropractors				
	All establishments	121	348	1 755	8 710
	Establishments with 1 to 4 employees	92	X	X	X
	Establishments with 5 to 9 employees	27	X	X	X
	Establishments with 10 to 19 employees	2	X	X	X
	Establishments with 20 to 49 employees	—	X	X	X
	Establishments with 50 to 99 employees	—	X	X	X
	Establishments with 100 to 249 employees	—	X	X	X
	Establishments with 250 to 499 employees	—	X	X	X
	Establishments with 500 to 999 employees	—	X	X	X
	Establishments with 1,000 employees or more	—	X	X	X
62132	Offices of optometrists				
	All establishments	34	139	976	3 846
	Establishments with 1 to 4 employees	24	X	X	X
	Establishments with 5 to 9 employees	8	X	X	X
	Establishments with 10 to 19 employees	2	X	X	X
	Establishments with 20 to 49 employees	—	X	X	X
	Establishments with 50 to 99 employees	—	X	X	X
	Establishments with 100 to 249 employees	—	X	X	X
	Establishments with 250 to 499 employees	—	X	X	X
	Establishments with 500 to 999 employees	—	X	X	X
	Establishments with 1,000 employees or more	—	X	X	X
621320	Offices of optometrists				
	All establishments	34	139	976	3 846
	Establishments with 1 to 4 employees	24	X	X	X
	Establishments with 5 to 9 employees	8	X	X	X
	Establishments with 10 to 19 employees	2	X	X	X
	Establishments with 20 to 49 employees	—	X	X	X
	Establishments with 50 to 99 employees	—	X	X	X
	Establishments with 100 to 249 employees	—	X	X	X
	Establishments with 250 to 499 employees	—	X	X	X
	Establishments with 500 to 999 employees	—	X	X	X
	Establishments with 1,000 employees or more	—	X	X	X
62134	Offices of physical, occupational and speech therapists, and audiologists				
	All establishments	58	509	3 461	16 691
	Establishments with 1 to 4 employees	36	X	X	X
	Establishments with 5 to 9 employees	13	X	X	X
	Establishments with 10 to 19 employees	5	X	X	X
	Establishments with 20 to 49 employees	3	X	X	X
	Establishments with 50 to 99 employees	—	X	X	X
	Establishments with 100 to 249 employees	1	X	X	X
	Establishments with 250 to 499 employees	—	X	X	X

See footnotes at end of table.

Table 5. Establishments, Employees, and Payroll by Industry and Employment Size of Establishments by County: 2004—Con.

[Excludes most government employees, railroad employees, and self-employed persons. Size class 1 to 4 employees includes establishments having payroll, but no employees, during mid-March pay period. For meaning of abbreviations and symbols, see introductory text. For explanation of terms, see Appendix A. For statement on reliability, see the note at the end of the table and Appendix C]

NAICS code	Geography, kind of business, and employment size class	Establishments (number)	Paid employees for pay period including March 12 (number)	First-quarter payroll (\$1,000)	Annual payroll (\$1,000)
	ESSEX—Con.				
62	Health care and social assistance—Con.				
621	Ambulatory health care services—Con.				
6213	Offices of other health practitioners—Con.				
62134	Offices of physical, occupational and speech therapists, and audiologists—Con.				
	All establishments—Con.				
	Establishments with 500 to 999 employees	—	X	X	X
	Establishments with 1,000 employees or more	—	X	X	X
621340	Offices of physical, occupational, and speech therapists and audiologists				
	All establishments	58	509	3 461	16 691
	Establishments with 1 to 4 employees	36	X	X	X
	Establishments with 5 to 9 employees	13	X	X	X
	Establishments with 10 to 19 employees	5	X	X	X
	Establishments with 20 to 49 employees	3	X	X	X
	Establishments with 50 to 99 employees	—	X	X	X
	Establishments with 100 to 249 employees	1	X	X	X
	Establishments with 250 to 499 employees	—	X	X	X
	Establishments with 500 to 999 employees	—	X	X	X
	Establishments with 1,000 employees or more	—	X	X	X
62139	Offices of all other health practitioners				
	All establishments	54	200	1 346	6 128
	Establishments with 1 to 4 employees	36	X	X	X
	Establishments with 5 to 9 employees	15	X	X	X
	Establishments with 10 to 19 employees	2	X	X	X
	Establishments with 20 to 49 employees	1	X	X	X
	Establishments with 50 to 99 employees	—	X	X	X
	Establishments with 100 to 249 employees	—	X	X	X
	Establishments with 250 to 499 employees	—	X	X	X
	Establishments with 500 to 999 employees	—	X	X	X
	Establishments with 1,000 employees or more	—	X	X	X
621391	Offices of podiatrists				
	All establishments	42	145	883	4 008
	Establishments with 1 to 4 employees	28	X	X	X
	Establishments with 5 to 9 employees	13	X	X	X
	Establishments with 10 to 19 employees	1	X	X	X
	Establishments with 20 to 49 employees	—	X	X	X
	Establishments with 50 to 99 employees	—	X	X	X
	Establishments with 100 to 249 employees	—	X	X	X
	Establishments with 250 to 499 employees	—	X	X	X
	Establishments with 500 to 999 employees	—	X	X	X
	Establishments with 1,000 employees or more	—	X	X	X
6214	Outpatient care centers				
	All establishments	86	2 830	24 921	106 145
	Establishments with 1 to 4 employees	22	X	X	X
	Establishments with 5 to 9 employees	20	X	X	X
	Establishments with 10 to 19 employees	12	X	X	X
	Establishments with 20 to 49 employees	23	X	X	X
	Establishments with 50 to 99 employees	3	X	X	X
	Establishments with 100 to 249 employees	4	X	X	X
	Establishments with 250 to 499 employees	2	X	X	X
	Establishments with 500 to 999 employees	—	X	X	X
	Establishments with 1,000 employees or more	—	X	X	X
62142	Outpatient mental health and substance abuse centers				
	All establishments	20	1 024	5 292	21 541
	Establishments with 1 to 4 employees	4	X	X	X
	Establishments with 5 to 9 employees	1	X	X	X
	Establishments with 10 to 19 employees	4	X	X	X
	Establishments with 20 to 49 employees	7	X	X	X
	Establishments with 50 to 99 employees	1	X	X	X
	Establishments with 100 to 249 employees	2	X	X	X
	Establishments with 250 to 499 employees	1	X	X	X
	Establishments with 500 to 999 employees	—	X	X	X
	Establishments with 1,000 employees or more	—	X	X	X
621420	Outpatient mental health and substance abuse centers				
	All establishments	20	1 024	5 292	21 541
	Establishments with 1 to 4 employees	4	X	X	X
	Establishments with 5 to 9 employees	1	X	X	X
	Establishments with 10 to 19 employees	4	X	X	X
	Establishments with 20 to 49 employees	7	X	X	X
	Establishments with 50 to 99 employees	1	X	X	X
	Establishments with 100 to 249 employees	2	X	X	X
	Establishments with 250 to 499 employees	1	X	X	X
	Establishments with 500 to 999 employees	—	X	X	X
	Establishments with 1,000 employees or more	—	X	X	X

See footnotes at end of table.

Table 5. Establishments, Employees, and Payroll by Industry and Employment Size of Establishments by County: 2004—Con.

[Excludes most government employees, railroad employees, and self-employed persons. Size class 1 to 4 employees includes establishments having payroll, but no employees, during mid-March pay period. For meaning of abbreviations and symbols, see introductory text. For explanation of terms, see Appendix A. For statement on reliability, see the note at the end of the table and Appendix C]

NAICS code	Geography, kind of business, and employment size class	Establishments (number)	Paid employees for pay period including March 12 (number)	First-quarter payroll (\$1,000)	Annual payroll (\$1,000)
62	ESSEX—Con.				
	Health care and social assistance—Con.				
621	Ambulatory health care services—Con.				
6214	Outpatient care centers—Con.				
62149	Other outpatient care centers				
	All establishments	61	1 731	18 777	79 124
	Establishments with 1 to 4 employees	16	X	X	X
	Establishments with 5 to 9 employees	18	X	X	X
	Establishments with 10 to 19 employees	8	X	X	X
	Establishments with 20 to 49 employees	14	X	X	X
	Establishments with 50 to 99 employees	2	X	X	X
	Establishments with 100 to 249 employees	2	X	X	X
	Establishments with 250 to 499 employees	1	X	X	X
	Establishments with 500 to 999 employees	—	X	X	X
	Establishments with 1,000 employees or more	—	X	X	X
621492	Kidney dialysis centers				
	All establishments	7	c	D	D
	Establishments with 1 to 4 employees	1	X	X	X
	Establishments with 5 to 9 employees	—	X	X	X
	Establishments with 10 to 19 employees	—	X	X	X
	Establishments with 20 to 49 employees	5	X	X	X
	Establishments with 50 to 99 employees	1	X	X	X
	Establishments with 100 to 249 employees	—	X	X	X
	Establishments with 250 to 499 employees	—	X	X	X
	Establishments with 500 to 999 employees	—	X	X	X
	Establishments with 1,000 employees or more	—	X	X	X
621493	Freestanding ambulatory surgical and emergency centers				
	All establishments	18	418	3 585	17 042
	Establishments with 1 to 4 employees	4	X	X	X
	Establishments with 5 to 9 employees	8	X	X	X
	Establishments with 10 to 19 employees	1	X	X	X
	Establishments with 20 to 49 employees	4	X	X	X
	Establishments with 50 to 99 employees	—	X	X	X
	Establishments with 100 to 249 employees	1	X	X	X
	Establishments with 250 to 499 employees	—	X	X	X
	Establishments with 500 to 999 employees	—	X	X	X
	Establishments with 1,000 employees or more	—	X	X	X
621498	All other outpatient care centers				
	All establishments	31	1 014	11 750	49 372
	Establishments with 1 to 4 employees	10	X	X	X
	Establishments with 5 to 9 employees	9	X	X	X
	Establishments with 10 to 19 employees	5	X	X	X
	Establishments with 20 to 49 employees	4	X	X	X
	Establishments with 50 to 99 employees	1	X	X	X
	Establishments with 100 to 249 employees	1	X	X	X
	Establishments with 250 to 499 employees	1	X	X	X
	Establishments with 500 to 999 employees	—	X	X	X
	Establishments with 1,000 employees or more	—	X	X	X
6215	Medical and diagnostic laboratories				
	All establishments	43	387	3 131	13 950
	Establishments with 1 to 4 employees	26	X	X	X
	Establishments with 5 to 9 employees	5	X	X	X
	Establishments with 10 to 19 employees	4	X	X	X
	Establishments with 20 to 49 employees	7	X	X	X
	Establishments with 50 to 99 employees	1	X	X	X
	Establishments with 100 to 249 employees	—	X	X	X
	Establishments with 250 to 499 employees	—	X	X	X
	Establishments with 500 to 999 employees	—	X	X	X
	Establishments with 1,000 employees or more	—	X	X	X
62151	Medical and diagnostic laboratories				
	All establishments	43	387	3 131	13 950
	Establishments with 1 to 4 employees	26	X	X	X
	Establishments with 5 to 9 employees	5	X	X	X
	Establishments with 10 to 19 employees	4	X	X	X
	Establishments with 20 to 49 employees	7	X	X	X
	Establishments with 50 to 99 employees	1	X	X	X
	Establishments with 100 to 249 employees	—	X	X	X
	Establishments with 250 to 499 employees	—	X	X	X
	Establishments with 500 to 999 employees	—	X	X	X
	Establishments with 1,000 employees or more	—	X	X	X
621511	Medical laboratories				
	All establishments	18	237	1 853	8 320
	Establishments with 1 to 4 employees	9	X	X	X
	Establishments with 5 to 9 employees	3	X	X	X
	Establishments with 10 to 19 employees	1	X	X	X
	Establishments with 20 to 49 employees	4	X	X	X
	Establishments with 50 to 99 employees	1	X	X	X
	Establishments with 100 to 249 employees	—	X	X	X
	Establishments with 250 to 499 employees	—	X	X	X
	Establishments with 500 to 999 employees	—	X	X	X
	Establishments with 1,000 employees or more	—	X	X	X

See footnotes at end of table.

Table 5. Establishments, Employees, and Payroll by Industry and Employment Size of Establishments by County: 2004—Con.

[Excludes most government employees, railroad employees, and self-employed persons. Size class 1 to 4 employees includes establishments having payroll, but no employees, during mid-March pay period. For meaning of abbreviations and symbols, see introductory text. For explanation of terms, see Appendix A. For statement on reliability, see the note at the end of the table and Appendix C]

NAICS code	Geography, kind of business, and employment size class	Establishments (number)	Paid employees for pay period including March 12 (number)	First-quarter payroll (\$1,000)	Annual payroll (\$1,000)
62	ESSEX—Con.				
	Health care and social assistance—Con.				
621	Ambulatory health care services—Con.				
6215	Medical and diagnostic laboratories—Con.				
62151	Medical and diagnostic laboratories—Con.				
621512	Diagnostic imaging centers				
	All establishments	25	150	1 278	5 630
	Establishments with 1 to 4 employees	17	X	X	X
	Establishments with 5 to 9 employees	2	X	X	X
	Establishments with 10 to 19 employees	3	X	X	X
	Establishments with 20 to 49 employees	3	X	X	X
	Establishments with 50 to 99 employees	—	X	X	X
	Establishments with 100 to 249 employees	—	X	X	X
	Establishments with 250 to 499 employees	—	X	X	X
	Establishments with 500 to 999 employees	—	X	X	X
	Establishments with 1,000 employees or more	—	X	X	X
6216	Home health care services				
	All establishments	51	3 786	18 893	80 182
	Establishments with 1 to 4 employees	12	X	X	X
	Establishments with 5 to 9 employees	8	X	X	X
	Establishments with 10 to 19 employees	3	X	X	X
	Establishments with 20 to 49 employees	6	X	X	X
	Establishments with 50 to 99 employees	9	X	X	X
	Establishments with 100 to 249 employees	10	X	X	X
	Establishments with 250 to 499 employees	3	X	X	X
	Establishments with 500 to 999 employees	—	X	X	X
	Establishments with 1,000 employees or more	—	X	X	X
62161	Home health care services				
	All establishments	51	3 786	18 893	80 182
	Establishments with 1 to 4 employees	12	X	X	X
	Establishments with 5 to 9 employees	8	X	X	X
	Establishments with 10 to 19 employees	3	X	X	X
	Establishments with 20 to 49 employees	6	X	X	X
	Establishments with 50 to 99 employees	9	X	X	X
	Establishments with 100 to 249 employees	10	X	X	X
	Establishments with 250 to 499 employees	3	X	X	X
	Establishments with 500 to 999 employees	—	X	X	X
	Establishments with 1,000 employees or more	—	X	X	X
621610	Home health care services				
	All establishments	51	3 786	18 893	80 182
	Establishments with 1 to 4 employees	12	X	X	X
	Establishments with 5 to 9 employees	8	X	X	X
	Establishments with 10 to 19 employees	3	X	X	X
	Establishments with 20 to 49 employees	6	X	X	X
	Establishments with 50 to 99 employees	9	X	X	X
	Establishments with 100 to 249 employees	10	X	X	X
	Establishments with 250 to 499 employees	3	X	X	X
	Establishments with 500 to 999 employees	—	X	X	X
	Establishments with 1,000 employees or more	—	X	X	X
6219	Other ambulatory health care services				
	All establishments	25	451	3 426	14 501
	Establishments with 1 to 4 employees	9	X	X	X
	Establishments with 5 to 9 employees	4	X	X	X
	Establishments with 10 to 19 employees	5	X	X	X
	Establishments with 20 to 49 employees	5	X	X	X
	Establishments with 50 to 99 employees	1	X	X	X
	Establishments with 100 to 249 employees	1	X	X	X
	Establishments with 250 to 499 employees	—	X	X	X
	Establishments with 500 to 999 employees	—	X	X	X
	Establishments with 1,000 employees or more	—	X	X	X
62191	Ambulance services				
	All establishments	10	185	922	3 939
	Establishments with 1 to 4 employees	3	X	X	X
	Establishments with 5 to 9 employees	1	X	X	X
	Establishments with 10 to 19 employees	2	X	X	X
	Establishments with 20 to 49 employees	3	X	X	X
	Establishments with 50 to 99 employees	1	X	X	X
	Establishments with 100 to 249 employees	—	X	X	X
	Establishments with 250 to 499 employees	—	X	X	X
	Establishments with 500 to 999 employees	—	X	X	X
	Establishments with 1,000 employees or more	—	X	X	X
621910	Ambulance services				
	All establishments	10	185	922	3 939
	Establishments with 1 to 4 employees	3	X	X	X
	Establishments with 5 to 9 employees	1	X	X	X
	Establishments with 10 to 19 employees	2	X	X	X
	Establishments with 20 to 49 employees	3	X	X	X
	Establishments with 50 to 99 employees	1	X	X	X
	Establishments with 100 to 249 employees	—	X	X	X
	Establishments with 250 to 499 employees	—	X	X	X
	Establishments with 500 to 999 employees	—	X	X	X
	Establishments with 1,000 employees or more	—	X	X	X

See footnotes at end of table.

Table 5. Establishments, Employees, and Payroll by Industry and Employment Size of Establishments by County: 2004—Con.

[Excludes most government employees, railroad employees, and self-employed persons. Size class 1 to 4 employees includes establishments having payroll, but no employees, during mid-March pay period. For meaning of abbreviations and symbols, see introductory text. For explanation of terms, see Appendix A. For statement on reliability, see the note at the end of the table and Appendix C]

NAICS code	Geography, kind of business, and employment size class	Establishments (number)	Paid employees for pay period including March 12 (number)	First-quarter payroll (\$1,000)	Annual payroll (\$1,000)
62	ESSEX—Con.				
	Health care and social assistance—Con.				
621	Ambulatory health care services—Con.				
6219	Other ambulatory health care services—Con.				
62199	All other ambulatory health care services				
	All establishments	15	266	2 504	10 562
	Establishments with 1 to 4 employees	6	X	X	X
	Establishments with 5 to 9 employees	3	X	X	X
	Establishments with 10 to 19 employees	3	X	X	X
	Establishments with 20 to 49 employees	2	X	X	X
	Establishments with 50 to 99 employees	—	X	X	X
	Establishments with 100 to 249 employees	1	X	X	X
	Establishments with 250 to 499 employees	—	X	X	X
	Establishments with 500 to 999 employees	—	X	X	X
	Establishments with 1,000 employees or more	—	X	X	X
62191	Blood and organ banks				
	All establishments	2	c	D	D
	Establishments with 1 to 4 employees	—	X	X	X
	Establishments with 5 to 9 employees	1	X	X	X
	Establishments with 10 to 19 employees	—	X	X	X
	Establishments with 20 to 49 employees	—	X	X	X
	Establishments with 50 to 99 employees	—	X	X	X
	Establishments with 100 to 249 employees	1	X	X	X
	Establishments with 250 to 499 employees	—	X	X	X
	Establishments with 500 to 999 employees	—	X	X	X
	Establishments with 1,000 employees or more	—	X	X	X
621999	All other miscellaneous ambulatory health care services				
	All establishments	13	c	D	D
	Establishments with 1 to 4 employees	6	X	X	X
	Establishments with 5 to 9 employees	2	X	X	X
	Establishments with 10 to 19 employees	3	X	X	X
	Establishments with 20 to 49 employees	2	X	X	X
	Establishments with 50 to 99 employees	—	X	X	X
	Establishments with 100 to 249 employees	—	X	X	X
	Establishments with 250 to 499 employees	—	X	X	X
	Establishments with 500 to 999 employees	—	X	X	X
	Establishments with 1,000 employees or more	—	X	X	X
622	Hospitals				
	All establishments	19	j	D	D
	Establishments with 1 to 4 employees	3	X	X	X
	Establishments with 5 to 9 employees	—	X	X	X
	Establishments with 10 to 19 employees	—	X	X	X
	Establishments with 20 to 49 employees	1	X	X	X
	Establishments with 50 to 99 employees	—	X	X	X
	Establishments with 100 to 249 employees	—	X	X	X
	Establishments with 250 to 499 employees	2	X	X	X
	Establishments with 500 to 999 employees	6	X	X	X
	Establishments with 1,000 employees or more	7	X	X	X
6221	General medical and surgical hospitals				
	All establishments	13	18 612	217 957	1 037 834
	Establishments with 1 to 4 employees	—	X	X	X
	Establishments with 5 to 9 employees	—	X	X	X
	Establishments with 10 to 19 employees	—	X	X	X
	Establishments with 20 to 49 employees	1	X	X	X
	Establishments with 50 to 99 employees	—	X	X	X
	Establishments with 100 to 249 employees	—	X	X	X
	Establishments with 250 to 499 employees	—	X	X	X
	Establishments with 500 to 999 employees	5	X	X	X
	Establishments with 1,000 employees or more	7	X	X	X
62211	General medical and surgical hospitals				
	All establishments	13	18 612	217 957	1 037 834
	Establishments with 1 to 4 employees	—	X	X	X
	Establishments with 5 to 9 employees	—	X	X	X
	Establishments with 10 to 19 employees	—	X	X	X
	Establishments with 20 to 49 employees	1	X	X	X
	Establishments with 50 to 99 employees	—	X	X	X
	Establishments with 100 to 249 employees	—	X	X	X
	Establishments with 250 to 499 employees	—	X	X	X
	Establishments with 500 to 999 employees	5	X	X	X
	Establishments with 1,000 employees or more	7	X	X	X
622110	General medical and surgical hospitals				
	All establishments	13	18 612	217 957	1 037 834
	Establishments with 1 to 4 employees	—	X	X	X
	Establishments with 5 to 9 employees	—	X	X	X
	Establishments with 10 to 19 employees	—	X	X	X
	Establishments with 20 to 49 employees	1	X	X	X
	Establishments with 50 to 99 employees	—	X	X	X
	Establishments with 100 to 249 employees	—	X	X	X
	Establishments with 250 to 499 employees	—	X	X	X
	Establishments with 500 to 999 employees	5	X	X	X
	Establishments with 1,000 employees or more	7	X	X	X

See footnotes at end of table.

Table 5. Establishments, Employees, and Payroll by Industry and Employment Size of Establishments by County: 2004—Con.

[Excludes most government employees, railroad employees, and self-employed persons. Size class 1 to 4 employees includes establishments having payroll, but no employees, during mid-March pay period. For meaning of abbreviations and symbols, see introductory text. For explanation of terms, see Appendix A. For statement on reliability, see the note at the end of the table and Appendix C]

NAICS code	Geography, kind of business, and employment size class	Establishments (number)	Paid employees for pay period including March 12 (number)	First-quarter payroll (\$1,000)	Annual payroll (\$1,000)
62	ESSEX—Con.				
	Health care and social assistance—Con.				
622	Hospitals—Con.				
6222	Psychiatric and substance abuse hospitals				
	All establishments	1	f	D	D
	Establishments with 1 to 4 employees	—	X	X	X
	Establishments with 5 to 9 employees	—	X	X	X
	Establishments with 10 to 19 employees	—	X	X	X
	Establishments with 20 to 49 employees	—	X	X	X
	Establishments with 50 to 99 employees	—	X	X	X
	Establishments with 100 to 249 employees	—	X	X	X
	Establishments with 250 to 499 employees	—	X	X	X
	Establishments with 500 to 999 employees	1	X	X	X
	Establishments with 1,000 employees or more	—	X	X	X
62221	Psychiatric and substance abuse hospitals				
	All establishments	1	f	D	D
	Establishments with 1 to 4 employees	—	X	X	X
	Establishments with 5 to 9 employees	—	X	X	X
	Establishments with 10 to 19 employees	—	X	X	X
	Establishments with 20 to 49 employees	—	X	X	X
	Establishments with 50 to 99 employees	—	X	X	X
	Establishments with 100 to 249 employees	—	X	X	X
	Establishments with 250 to 499 employees	—	X	X	X
	Establishments with 500 to 999 employees	1	X	X	X
	Establishments with 1,000 employees or more	—	X	X	X
622210	Psychiatric and substance abuse hospitals				
	All establishments	1	f	D	D
	Establishments with 1 to 4 employees	—	X	X	X
	Establishments with 5 to 9 employees	—	X	X	X
	Establishments with 10 to 19 employees	—	X	X	X
	Establishments with 20 to 49 employees	—	X	X	X
	Establishments with 50 to 99 employees	—	X	X	X
	Establishments with 100 to 249 employees	—	X	X	X
	Establishments with 250 to 499 employees	—	X	X	X
	Establishments with 500 to 999 employees	1	X	X	X
	Establishments with 1,000 employees or more	—	X	X	X
6223	Specialty (except psychiatric and substance abuse) hospitals				
	All establishments	5	f	D	D
	Establishments with 1 to 4 employees	3	X	X	X
	Establishments with 5 to 9 employees	—	X	X	X
	Establishments with 10 to 19 employees	—	X	X	X
	Establishments with 20 to 49 employees	—	X	X	X
	Establishments with 50 to 99 employees	—	X	X	X
	Establishments with 100 to 249 employees	—	X	X	X
	Establishments with 250 to 499 employees	2	X	X	X
	Establishments with 500 to 999 employees	—	X	X	X
	Establishments with 1,000 employees or more	—	X	X	X
62231	Specialty (except psychiatric and substance abuse) hospitals				
	All establishments	5	f	D	D
	Establishments with 1 to 4 employees	3	X	X	X
	Establishments with 5 to 9 employees	—	X	X	X
	Establishments with 10 to 19 employees	—	X	X	X
	Establishments with 20 to 49 employees	—	X	X	X
	Establishments with 50 to 99 employees	—	X	X	X
	Establishments with 100 to 249 employees	—	X	X	X
	Establishments with 250 to 499 employees	2	X	X	X
	Establishments with 500 to 999 employees	—	X	X	X
	Establishments with 1,000 employees or more	—	X	X	X
622310	Specialty (except psychiatric and substance abuse) hospitals				
	All establishments	5	f	D	D
	Establishments with 1 to 4 employees	3	X	X	X
	Establishments with 5 to 9 employees	—	X	X	X
	Establishments with 10 to 19 employees	—	X	X	X
	Establishments with 20 to 49 employees	—	X	X	X
	Establishments with 50 to 99 employees	—	X	X	X
	Establishments with 100 to 249 employees	—	X	X	X
	Establishments with 250 to 499 employees	2	X	X	X
	Establishments with 500 to 999 employees	—	X	X	X
	Establishments with 1,000 employees or more	—	X	X	X
623	Nursing and residential care facilities				
	All establishments	142	8 074	52 653	231 895
	Establishments with 1 to 4 employees	24	X	X	X
	Establishments with 5 to 9 employees	30	X	X	X
	Establishments with 10 to 19 employees	28	X	X	X
	Establishments with 20 to 49 employees	15	X	X	X
	Establishments with 50 to 99 employees	14	X	X	X
	Establishments with 100 to 249 employees	26	X	X	X
	Establishments with 250 to 499 employees	4	X	X	X
	Establishments with 500 to 999 employees	1	X	X	X
	Establishments with 1,000 employees or more	—	X	X	X

See footnotes at end of table.

Table 5. Establishments, Employees, and Payroll by Industry and Employment Size of Establishments by County: 2004—Con.

[Excludes most government employees, railroad employees, and self-employed persons. Size class 1 to 4 employees includes establishments having payroll, but no employees, during mid-March pay period. For meaning of abbreviations and symbols, see introductory text. For explanation of terms, see Appendix A. For statement on reliability, see the note at the end of the table and Appendix C]

NAICS code	Geography, kind of business, and employment size class	Establishments (number)	Paid employees for pay period including March 12 (number)	First-quarter payroll (\$1,000)	Annual payroll (\$1,000)
62	ESSEX—Con.				
	Health care and social assistance—Con.				
623	Nursing and residential care facilities—Con.				
6231	Nursing care facilities				
	All establishments	37	5 153	35 502	158 048
	Establishments with 1 to 4 employees	3	X	X	X
	Establishments with 5 to 9 employees	2	X	X	X
	Establishments with 10 to 19 employees	2	X	X	X
	Establishments with 20 to 49 employees	3	X	X	X
	Establishments with 50 to 99 employees	2	X	X	X
	Establishments with 100 to 249 employees	21	X	X	X
	Establishments with 250 to 499 employees	3	X	X	X
	Establishments with 500 to 999 employees	1	X	X	X
	Establishments with 1,000 employees or more	—	X	X	X
62311	Nursing care facilities				
	All establishments	37	5 153	35 502	158 048
	Establishments with 1 to 4 employees	3	X	X	X
	Establishments with 5 to 9 employees	2	X	X	X
	Establishments with 10 to 19 employees	2	X	X	X
	Establishments with 20 to 49 employees	3	X	X	X
	Establishments with 50 to 99 employees	2	X	X	X
	Establishments with 100 to 249 employees	21	X	X	X
	Establishments with 250 to 499 employees	3	X	X	X
	Establishments with 500 to 999 employees	1	X	X	X
	Establishments with 1,000 employees or more	—	X	X	X
623110	Nursing care facilities				
	All establishments	37	5 153	35 502	158 048
	Establishments with 1 to 4 employees	3	X	X	X
	Establishments with 5 to 9 employees	2	X	X	X
	Establishments with 10 to 19 employees	2	X	X	X
	Establishments with 20 to 49 employees	3	X	X	X
	Establishments with 50 to 99 employees	2	X	X	X
	Establishments with 100 to 249 employees	21	X	X	X
	Establishments with 250 to 499 employees	3	X	X	X
	Establishments with 500 to 999 employees	1	X	X	X
	Establishments with 1,000 employees or more	—	X	X	X
6232	Residential mental retardation, mental health and substance abuse facilities				
	All establishments	57	1 035	5 381	23 467
	Establishments with 1 to 4 employees	4	X	X	X
	Establishments with 5 to 9 employees	24	X	X	X
	Establishments with 10 to 19 employees	18	X	X	X
	Establishments with 20 to 49 employees	5	X	X	X
	Establishments with 50 to 99 employees	5	X	X	X
	Establishments with 100 to 249 employees	1	X	X	X
	Establishments with 250 to 499 employees	—	X	X	X
	Establishments with 500 to 999 employees	—	X	X	X
	Establishments with 1,000 employees or more	—	X	X	X
62321	Residential mental retardation facilities				
	All establishments	43	633	2 830	12 778
	Establishments with 1 to 4 employees	1	X	X	X
	Establishments with 5 to 9 employees	20	X	X	X
	Establishments with 10 to 19 employees	17	X	X	X
	Establishments with 20 to 49 employees	3	X	X	X
	Establishments with 50 to 99 employees	1	X	X	X
	Establishments with 100 to 249 employees	1	X	X	X
	Establishments with 250 to 499 employees	—	X	X	X
	Establishments with 500 to 999 employees	—	X	X	X
	Establishments with 1,000 employees or more	—	X	X	X
623210	Residential mental retardation facilities				
	All establishments	43	633	2 830	12 778
	Establishments with 1 to 4 employees	1	X	X	X
	Establishments with 5 to 9 employees	20	X	X	X
	Establishments with 10 to 19 employees	17	X	X	X
	Establishments with 20 to 49 employees	3	X	X	X
	Establishments with 50 to 99 employees	1	X	X	X
	Establishments with 100 to 249 employees	1	X	X	X
	Establishments with 250 to 499 employees	—	X	X	X
	Establishments with 500 to 999 employees	—	X	X	X
	Establishments with 1,000 employees or more	—	X	X	X
62322	Residential mental health and substance abuse facilities				
	All establishments	14	402	2 551	10 689
	Establishments with 1 to 4 employees	3	X	X	X
	Establishments with 5 to 9 employees	4	X	X	X
	Establishments with 10 to 19 employees	1	X	X	X
	Establishments with 20 to 49 employees	2	X	X	X
	Establishments with 50 to 99 employees	4	X	X	X
	Establishments with 100 to 249 employees	—	X	X	X
	Establishments with 250 to 499 employees	—	X	X	X
	Establishments with 500 to 999 employees	—	X	X	X
	Establishments with 1,000 employees or more	—	X	X	X

See footnotes at end of table.

Table 5. Establishments, Employees, and Payroll by Industry and Employment Size of Establishments by County: 2004—Con.

[Excludes most government employees, railroad employees, and self-employed persons. Size class 1 to 4 employees includes establishments having payroll, but no employees, during mid-March pay period. For meaning of abbreviations and symbols, see introductory text. For explanation of terms, see Appendix A. For statement on reliability, see the note at the end of the table and Appendix C]

NAICS code	Geography, kind of business, and employment size class	Establishments (number)	Paid employees for pay period including March 12 (number)	First-quarter payroll (\$1,000)	Annual payroll (\$1,000)
62	ESSEX—Con.				
	Health care and social assistance—Con.				
623	Nursing and residential care facilities—Con.				
6232	Residential mental retardation, mental health and substance abuse facilities—Con.				
62322	Residential mental health and substance abuse facilities—Con.				
623220	Residential mental health and substance abuse facilities				
	All establishments	14	402	2 551	10 689
	Establishments with 1 to 4 employees	3	X	X	X
	Establishments with 5 to 9 employees	4	X	X	X
	Establishments with 10 to 19 employees	1	X	X	X
	Establishments with 20 to 49 employees	2	X	X	X
	Establishments with 50 to 99 employees	4	X	X	X
	Establishments with 100 to 249 employees	—	X	X	X
	Establishments with 250 to 499 employees	—	X	X	X
	Establishments with 500 to 999 employees	—	X	X	X
	Establishments with 1,000 employees or more	—	X	X	X
6233	Community care facilities for the elderly				
	All establishments	26	846	4 386	18 494
	Establishments with 1 to 4 employees	10	X	X	X
	Establishments with 5 to 9 employees	3	X	X	X
	Establishments with 10 to 19 employees	4	X	X	X
	Establishments with 20 to 49 employees	4	X	X	X
	Establishments with 50 to 99 employees	3	X	X	X
	Establishments with 100 to 249 employees	2	X	X	X
	Establishments with 250 to 499 employees	—	X	X	X
	Establishments with 500 to 999 employees	—	X	X	X
	Establishments with 1,000 employees or more	—	X	X	X
62331	Community care facilities for the elderly				
	All establishments	26	846	4 386	18 494
	Establishments with 1 to 4 employees	10	X	X	X
	Establishments with 5 to 9 employees	3	X	X	X
	Establishments with 10 to 19 employees	4	X	X	X
	Establishments with 20 to 49 employees	4	X	X	X
	Establishments with 50 to 99 employees	3	X	X	X
	Establishments with 100 to 249 employees	2	X	X	X
	Establishments with 250 to 499 employees	—	X	X	X
	Establishments with 500 to 999 employees	—	X	X	X
	Establishments with 1,000 employees or more	—	X	X	X
623311	Continuing care retirement communities				
	All establishments	8	564	3 081	13 111
	Establishments with 1 to 4 employees	3	X	X	X
	Establishments with 5 to 9 employees	—	X	X	X
	Establishments with 10 to 19 employees	—	X	X	X
	Establishments with 20 to 49 employees	2	X	X	X
	Establishments with 50 to 99 employees	1	X	X	X
	Establishments with 100 to 249 employees	2	X	X	X
	Establishments with 250 to 499 employees	—	X	X	X
	Establishments with 500 to 999 employees	—	X	X	X
	Establishments with 1,000 employees or more	—	X	X	X
623312	Homes for the elderly				
	All establishments	18	282	1 305	5 383
	Establishments with 1 to 4 employees	7	X	X	X
	Establishments with 5 to 9 employees	3	X	X	X
	Establishments with 10 to 19 employees	4	X	X	X
	Establishments with 20 to 49 employees	2	X	X	X
	Establishments with 50 to 99 employees	2	X	X	X
	Establishments with 100 to 249 employees	—	X	X	X
	Establishments with 250 to 499 employees	—	X	X	X
	Establishments with 500 to 999 employees	—	X	X	X
	Establishments with 1,000 employees or more	—	X	X	X
6239	Other residential care facilities				
	All establishments	22	1 040	7 384	31 886
	Establishments with 1 to 4 employees	7	X	X	X
	Establishments with 5 to 9 employees	1	X	X	X
	Establishments with 10 to 19 employees	4	X	X	X
	Establishments with 20 to 49 employees	3	X	X	X
	Establishments with 50 to 99 employees	4	X	X	X
	Establishments with 100 to 249 employees	2	X	X	X
	Establishments with 250 to 499 employees	1	X	X	X
	Establishments with 500 to 999 employees	—	X	X	X
	Establishments with 1,000 employees or more	—	X	X	X
62399	Other residential care facilities				
	All establishments	22	1 040	7 384	31 886
	Establishments with 1 to 4 employees	7	X	X	X
	Establishments with 5 to 9 employees	1	X	X	X
	Establishments with 10 to 19 employees	4	X	X	X
	Establishments with 20 to 49 employees	3	X	X	X
	Establishments with 50 to 99 employees	4	X	X	X
	Establishments with 100 to 249 employees	2	X	X	X
	Establishments with 250 to 499 employees	1	X	X	X

See footnotes at end of table.

Table 5. Establishments, Employees, and Payroll by Industry and Employment Size of Establishments by County: 2004—Con.

[Excludes most government employees, railroad employees, and self-employed persons. Size class 1 to 4 employees includes establishments having payroll, but no employees, during mid-March pay period. For meaning of abbreviations and symbols, see introductory text. For explanation of terms, see Appendix A. For statement on reliability, see the note at the end of the table and Appendix C]

NAICS code	Geography, kind of business, and employment size class	Establishments (number)	Paid employees for pay period including March 12 (number)	First-quarter payroll (\$1,000)	Annual payroll (\$1,000)
	ESSEX—Con.				
62	Health care and social assistance—Con.				
623	Nursing and residential care facilities—Con.				
6239	Other residential care facilities—Con.				
62399	Other residential care facilities—Con.				
	All establishments—Con.				
	Establishments with 500 to 999 employees	—	X	X	X
	Establishments with 1,000 employees or more	—	X	X	X
623990	Other residential care facilities				
	All establishments	22	1 040	7 384	31 886
	Establishments with 1 to 4 employees	7	X	X	X
	Establishments with 5 to 9 employees	1	X	X	X
	Establishments with 10 to 19 employees	4	X	X	X
	Establishments with 20 to 49 employees	3	X	X	X
	Establishments with 50 to 99 employees	4	X	X	X
	Establishments with 100 to 249 employees	2	X	X	X
	Establishments with 250 to 499 employees	1	X	X	X
	Establishments with 500 to 999 employees	—	X	X	X
	Establishments with 1,000 employees or more	—	X	X	X
624	Social assistance				
	All establishments	430	i	D	D
	Establishments with 1 to 4 employees	116	X	X	X
	Establishments with 5 to 9 employees	82	X	X	X
	Establishments with 10 to 19 employees	108	X	X	X
	Establishments with 20 to 49 employees	94	X	X	X
	Establishments with 50 to 99 employees	18	X	X	X
	Establishments with 100 to 249 employees	7	X	X	X
	Establishments with 250 to 499 employees	2	X	X	X
	Establishments with 500 to 999 employees	3	X	X	X
	Establishments with 1,000 employees or more	—	X	X	X
6241	Individual and family services				
	All establishments	150	3 659	20 427	85 945
	Establishments with 1 to 4 employees	59	X	X	X
	Establishments with 5 to 9 employees	22	X	X	X
	Establishments with 10 to 19 employees	25	X	X	X
	Establishments with 20 to 49 employees	30	X	X	X
	Establishments with 50 to 99 employees	9	X	X	X
	Establishments with 100 to 249 employees	3	X	X	X
	Establishments with 250 to 499 employees	1	X	X	X
	Establishments with 500 to 999 employees	1	X	X	X
	Establishments with 1,000 employees or more	—	X	X	X
62411	Child and youth services				
	All establishments	39	686	3 940	16 589
	Establishments with 1 to 4 employees	14	X	X	X
	Establishments with 5 to 9 employees	7	X	X	X
	Establishments with 10 to 19 employees	6	X	X	X
	Establishments with 20 to 49 employees	10	X	X	X
	Establishments with 50 to 99 employees	2	X	X	X
	Establishments with 100 to 249 employees	—	X	X	X
	Establishments with 250 to 499 employees	—	X	X	X
	Establishments with 500 to 999 employees	—	X	X	X
	Establishments with 1,000 employees or more	—	X	X	X
624110	Child and youth services				
	All establishments	39	686	3 940	16 589
	Establishments with 1 to 4 employees	14	X	X	X
	Establishments with 5 to 9 employees	7	X	X	X
	Establishments with 10 to 19 employees	6	X	X	X
	Establishments with 20 to 49 employees	10	X	X	X
	Establishments with 50 to 99 employees	2	X	X	X
	Establishments with 100 to 249 employees	—	X	X	X
	Establishments with 250 to 499 employees	—	X	X	X
	Establishments with 500 to 999 employees	—	X	X	X
	Establishments with 1,000 employees or more	—	X	X	X
62412	Services for the elderly and persons with disabilities				
	All establishments	26	605	3 896	16 670
	Establishments with 1 to 4 employees	8	X	X	X
	Establishments with 5 to 9 employees	1	X	X	X
	Establishments with 10 to 19 employees	5	X	X	X
	Establishments with 20 to 49 employees	9	X	X	X
	Establishments with 50 to 99 employees	2	X	X	X
	Establishments with 100 to 249 employees	1	X	X	X
	Establishments with 250 to 499 employees	—	X	X	X
	Establishments with 500 to 999 employees	—	X	X	X
	Establishments with 1,000 employees or more	—	X	X	X

See footnotes at end of table.

Table 5. Establishments, Employees, and Payroll by Industry and Employment Size of Establishments by County: 2004—Con.

[Excludes most government employees, railroad employees, and self-employed persons. Size class 1 to 4 employees includes establishments having payroll, but no employees, during mid-March pay period. For meaning of abbreviations and symbols, see introductory text. For explanation of terms, see Appendix A. For statement on reliability, see the note at the end of the table and Appendix C]

NAICS code	Geography, kind of business, and employment size class	Establishments (number)	Paid employees for pay period including March 12 (number)	First-quarter payroll (\$1,000)	Annual payroll (\$1,000)
62	ESSEX—Con.				
	Health care and social assistance—Con.				
624	Social assistance—Con.				
6241	Individual and family services—Con.				
62412	Services for the elderly and persons with disabilities—Con.				
624120	Services for the elderly and persons with disabilities				
	All establishments	26	605	3 896	16 670
	Establishments with 1 to 4 employees	8	X	X	X
	Establishments with 5 to 9 employees	1	X	X	X
	Establishments with 10 to 19 employees	5	X	X	X
	Establishments with 20 to 49 employees	9	X	X	X
	Establishments with 50 to 99 employees	2	X	X	X
	Establishments with 100 to 249 employees	1	X	X	X
	Establishments with 250 to 499 employees	—	X	X	X
	Establishments with 500 to 999 employees	—	X	X	X
	Establishments with 1,000 employees or more	—	X	X	X
62419	Other individual and family services				
	All establishments	85	2 368	12 591	52 686
	Establishments with 1 to 4 employees	37	X	X	X
	Establishments with 5 to 9 employees	14	X	X	X
	Establishments with 10 to 19 employees	14	X	X	X
	Establishments with 20 to 49 employees	11	X	X	X
	Establishments with 50 to 99 employees	5	X	X	X
	Establishments with 100 to 249 employees	2	X	X	X
	Establishments with 250 to 499 employees	1	X	X	X
	Establishments with 500 to 999 employees	1	X	X	X
	Establishments with 1,000 employees or more	—	X	X	X
624190	Other individual and family services				
	All establishments	85	2 368	12 591	52 686
	Establishments with 1 to 4 employees	37	X	X	X
	Establishments with 5 to 9 employees	14	X	X	X
	Establishments with 10 to 19 employees	14	X	X	X
	Establishments with 20 to 49 employees	11	X	X	X
	Establishments with 50 to 99 employees	5	X	X	X
	Establishments with 100 to 249 employees	2	X	X	X
	Establishments with 250 to 499 employees	1	X	X	X
	Establishments with 500 to 999 employees	1	X	X	X
	Establishments with 1,000 employees or more	—	X	X	X
6242	Community food and housing, and emergency and other relief services				
	All establishments	26	f	D	D
	Establishments with 1 to 4 employees	10	X	X	X
	Establishments with 5 to 9 employees	8	X	X	X
	Establishments with 10 to 19 employees	3	X	X	X
	Establishments with 20 to 49 employees	1	X	X	X
	Establishments with 50 to 99 employees	3	X	X	X
	Establishments with 100 to 249 employees	—	X	X	X
	Establishments with 250 to 499 employees	—	X	X	X
	Establishments with 500 to 999 employees	1	X	X	X
	Establishments with 1,000 employees or more	—	X	X	X
62422	Community housing services				
	All establishments	18	f	D	D
	Establishments with 1 to 4 employees	5	X	X	X
	Establishments with 5 to 9 employees	5	X	X	X
	Establishments with 10 to 19 employees	3	X	X	X
	Establishments with 20 to 49 employees	1	X	X	X
	Establishments with 50 to 99 employees	3	X	X	X
	Establishments with 100 to 249 employees	—	X	X	X
	Establishments with 250 to 499 employees	—	X	X	X
	Establishments with 500 to 999 employees	1	X	X	X
	Establishments with 1,000 employees or more	—	X	X	X
624221	Temporary shelters				
	All establishments	10	e	D	D
	Establishments with 1 to 4 employees	1	X	X	X
	Establishments with 5 to 9 employees	2	X	X	X
	Establishments with 10 to 19 employees	3	X	X	X
	Establishments with 20 to 49 employees	1	X	X	X
	Establishments with 50 to 99 employees	3	X	X	X
	Establishments with 100 to 249 employees	—	X	X	X
	Establishments with 250 to 499 employees	—	X	X	X
	Establishments with 500 to 999 employees	—	X	X	X
	Establishments with 1,000 employees or more	—	X	X	X
624229	Other community housing services				
	All establishments	8	f	D	D
	Establishments with 1 to 4 employees	4	X	X	X
	Establishments with 5 to 9 employees	3	X	X	X
	Establishments with 10 to 19 employees	—	X	X	X
	Establishments with 20 to 49 employees	—	X	X	X
	Establishments with 50 to 99 employees	—	X	X	X
	Establishments with 100 to 249 employees	—	X	X	X
	Establishments with 250 to 499 employees	—	X	X	X

See footnotes at end of table.

Table 5. Establishments, Employees, and Payroll by Industry and Employment Size of Establishments by County: 2004—Con.

[Excludes most government employees, railroad employees, and self-employed persons. Size class 1 to 4 employees includes establishments having payroll, but no employees, during mid-March pay period. For meaning of abbreviations and symbols, see introductory text. For explanation of terms, see Appendix A. For statement on reliability, see the note at the end of the table and Appendix C]

NAICS code	Geography, kind of business, and employment size class	Establishments (number)	Paid employees for pay period including March 12 (number)	First-quarter payroll (\$1,000)	Annual payroll (\$1,000)
62	ESSEX—Con.				
	Health care and social assistance—Con.				
624	Social assistance—Con.				
6242	Community food and housing, and emergency and other relief services—Con.				
62422	Community housing services—Con.				
624229	Other community housing services—Con.				
	All establishments—Con.				
	Establishments with 500 to 999 employees	1	X	X	X
	Establishments with 1,000 employees or more	—	X	X	X
6243	Vocational rehabilitation services				
	All establishments	6	831	3 998	16 429
	Establishments with 1 to 4 employees	2	X	X	X
	Establishments with 5 to 9 employees	2	X	X	X
	Establishments with 10 to 19 employees	—	X	X	X
	Establishments with 20 to 49 employees	—	X	X	X
	Establishments with 50 to 99 employees	—	X	X	X
	Establishments with 100 to 249 employees	—	X	X	X
	Establishments with 250 to 499 employees	1	X	X	X
	Establishments with 500 to 999 employees	1	X	X	X
	Establishments with 1,000 employees or more	—	X	X	X
62431	Vocational rehabilitation services				
	All establishments	6	831	3 998	16 429
	Establishments with 1 to 4 employees	2	X	X	X
	Establishments with 5 to 9 employees	2	X	X	X
	Establishments with 10 to 19 employees	—	X	X	X
	Establishments with 20 to 49 employees	—	X	X	X
	Establishments with 50 to 99 employees	—	X	X	X
	Establishments with 100 to 249 employees	—	X	X	X
	Establishments with 250 to 499 employees	1	X	X	X
	Establishments with 500 to 999 employees	1	X	X	X
	Establishments with 1,000 employees or more	—	X	X	X
624310	Vocational rehabilitation services				
	All establishments	6	831	3 998	16 429
	Establishments with 1 to 4 employees	2	X	X	X
	Establishments with 5 to 9 employees	2	X	X	X
	Establishments with 10 to 19 employees	—	X	X	X
	Establishments with 20 to 49 employees	—	X	X	X
	Establishments with 50 to 99 employees	—	X	X	X
	Establishments with 100 to 249 employees	—	X	X	X
	Establishments with 250 to 499 employees	1	X	X	X
	Establishments with 500 to 999 employees	1	X	X	X
	Establishments with 1,000 employees or more	—	X	X	X
6244	Child day care services				
	All establishments	248	4 218	22 875	92 638
	Establishments with 1 to 4 employees	45	X	X	X
	Establishments with 5 to 9 employees	50	X	X	X
	Establishments with 10 to 19 employees	80	X	X	X
	Establishments with 20 to 49 employees	63	X	X	X
	Establishments with 50 to 99 employees	6	X	X	X
	Establishments with 100 to 249 employees	4	X	X	X
	Establishments with 250 to 499 employees	—	X	X	X
	Establishments with 500 to 999 employees	—	X	X	X
	Establishments with 1,000 employees or more	—	X	X	X
62441	Child day care services				
	All establishments	248	4 218	22 875	92 638
	Establishments with 1 to 4 employees	45	X	X	X
	Establishments with 5 to 9 employees	50	X	X	X
	Establishments with 10 to 19 employees	80	X	X	X
	Establishments with 20 to 49 employees	63	X	X	X
	Establishments with 50 to 99 employees	6	X	X	X
	Establishments with 100 to 249 employees	4	X	X	X
	Establishments with 250 to 499 employees	—	X	X	X
	Establishments with 500 to 999 employees	—	X	X	X
	Establishments with 1,000 employees or more	—	X	X	X
624410	Child day care services				
	All establishments	248	4 218	22 875	92 638
	Establishments with 1 to 4 employees	45	X	X	X
	Establishments with 5 to 9 employees	50	X	X	X
	Establishments with 10 to 19 employees	80	X	X	X
	Establishments with 20 to 49 employees	63	X	X	X
	Establishments with 50 to 99 employees	6	X	X	X
	Establishments with 100 to 249 employees	4	X	X	X
	Establishments with 250 to 499 employees	—	X	X	X
	Establishments with 500 to 999 employees	—	X	X	X
	Establishments with 1,000 employees or more	—	X	X	X

See footnotes at end of table.

Table 5. Establishments, Employees, and Payroll by Industry and Employment Size of Establishments by County: 2004—Con.

[Excludes most government employees, railroad employees, and self-employed persons. Size class 1 to 4 employees includes establishments having payroll, but no employees, during mid-March pay period. For meaning of abbreviations and symbols, see introductory text. For explanation of terms, see Appendix A. For statement on reliability, see the note at the end of the table and Appendix C]

NAICS code	Geography, kind of business, and employment size class	Establishments (number)	Paid employees for pay period including March 12 (number)	First-quarter payroll (\$1,000)	Annual payroll (\$1,000)
	ESSEX—Con.				
71	Arts, entertainment, and recreation				
	All establishments	255	h	D	D
	Establishments with 1 to 4 employees	154	X	X	X
	Establishments with 5 to 9 employees	38	X	X	X
	Establishments with 10 to 19 employees	16	X	X	X
	Establishments with 20 to 49 employees	28	X	X	X
	Establishments with 50 to 99 employees	10	X	X	X
	Establishments with 100 to 249 employees	6	X	X	X
	Establishments with 250 to 499 employees	3	X	X	X
	Establishments with 500 to 999 employees	—	X	X	X
	Establishments with 1,000 employees or more	—	X	X	X
711	Performing arts, spectator sports, and related industries				
	All establishments	119	1 178	8 085	44 003
	Establishments with 1 to 4 employees	100	X	X	X
	Establishments with 5 to 9 employees	7	X	X	X
	Establishments with 10 to 19 employees	3	X	X	X
	Establishments with 20 to 49 employees	6	X	X	X
	Establishments with 50 to 99 employees	—	X	X	X
	Establishments with 100 to 249 employees	2	X	X	X
	Establishments with 250 to 499 employees	1	X	X	X
	Establishments with 500 to 999 employees	—	X	X	X
	Establishments with 1,000 employees or more	—	X	X	X
7111	Performing arts companies				
	All establishments	36	611	3 833	20 606
	Establishments with 1 to 4 employees	26	X	X	X
	Establishments with 5 to 9 employees	3	X	X	X
	Establishments with 10 to 19 employees	1	X	X	X
	Establishments with 20 to 49 employees	4	X	X	X
	Establishments with 50 to 99 employees	—	X	X	X
	Establishments with 100 to 249 employees	2	X	X	X
	Establishments with 250 to 499 employees	—	X	X	X
	Establishments with 500 to 999 employees	—	X	X	X
	Establishments with 1,000 employees or more	—	X	X	X
71111	Theater companies and dinner theaters				
	All establishments	14	303	2 011	12 562
	Establishments with 1 to 4 employees	8	X	X	X
	Establishments with 5 to 9 employees	1	X	X	X
	Establishments with 10 to 19 employees	1	X	X	X
	Establishments with 20 to 49 employees	3	X	X	X
	Establishments with 50 to 99 employees	—	X	X	X
	Establishments with 100 to 249 employees	1	X	X	X
	Establishments with 250 to 499 employees	—	X	X	X
	Establishments with 500 to 999 employees	—	X	X	X
	Establishments with 1,000 employees or more	—	X	X	X
711110	Theater companies and dinner theaters				
	All establishments	14	303	2 011	12 562
	Establishments with 1 to 4 employees	8	X	X	X
	Establishments with 5 to 9 employees	1	X	X	X
	Establishments with 10 to 19 employees	1	X	X	X
	Establishments with 20 to 49 employees	3	X	X	X
	Establishments with 50 to 99 employees	—	X	X	X
	Establishments with 100 to 249 employees	1	X	X	X
	Establishments with 250 to 499 employees	—	X	X	X
	Establishments with 500 to 999 employees	—	X	X	X
	Establishments with 1,000 employees or more	—	X	X	X
71113	Musical groups and artists				
	All establishments	18	249	1 632	7 292
	Establishments with 1 to 4 employees	16	X	X	X
	Establishments with 5 to 9 employees	1	X	X	X
	Establishments with 10 to 19 employees	—	X	X	X
	Establishments with 20 to 49 employees	—	X	X	X
	Establishments with 50 to 99 employees	—	X	X	X
	Establishments with 100 to 249 employees	1	X	X	X
	Establishments with 250 to 499 employees	—	X	X	X
	Establishments with 500 to 999 employees	—	X	X	X
	Establishments with 1,000 employees or more	—	X	X	X
711130	Musical groups and artists				
	All establishments	18	249	1 632	7 292
	Establishments with 1 to 4 employees	16	X	X	X
	Establishments with 5 to 9 employees	1	X	X	X
	Establishments with 10 to 19 employees	—	X	X	X
	Establishments with 20 to 49 employees	—	X	X	X
	Establishments with 50 to 99 employees	—	X	X	X
	Establishments with 100 to 249 employees	1	X	X	X
	Establishments with 250 to 499 employees	—	X	X	X
	Establishments with 500 to 999 employees	—	X	X	X
	Establishments with 1,000 employees or more	—	X	X	X

See footnotes at end of table.

Table 5. Establishments, Employees, and Payroll by Industry and Employment Size of Establishments by County: 2004—Con.

[Excludes most government employees, railroad employees, and self-employed persons. Size class 1 to 4 employees includes establishments having payroll, but no employees, during mid-March pay period. For meaning of abbreviations and symbols, see introductory text. For explanation of terms, see Appendix A. For statement on reliability, see the note at the end of the table and Appendix C]

NAICS code	Geography, kind of business, and employment size class	Establishments (number)	Paid employees for pay period including March 12 (number)	First-quarter payroll (\$1,000)	Annual payroll (\$1,000)
	ESSEX—Con.				
71	Arts, entertainment, and recreation—Con.				
711	Performing arts, spectator sports, and related industries—Con.				
7113	Promoters of performing arts, sports, and similar events				
	All establishments	15	435	2 544	11 398
	Establishments with 1 to 4 employees	10	X	X	X
	Establishments with 5 to 9 employees	3	X	X	X
	Establishments with 10 to 19 employees	1	X	X	X
	Establishments with 20 to 49 employees	—	X	X	X
	Establishments with 50 to 99 employees	—	X	X	X
	Establishments with 100 to 249 employees	—	X	X	X
	Establishments with 250 to 499 employees	1	X	X	X
	Establishments with 500 to 999 employees	—	X	X	X
	Establishments with 1,000 employees or more	—	X	X	X
71131	Promoters of performing arts, sports, and similar events with facilities				
	All establishments	6	e	D	D
	Establishments with 1 to 4 employees	3	X	X	X
	Establishments with 5 to 9 employees	2	X	X	X
	Establishments with 10 to 19 employees	—	X	X	X
	Establishments with 20 to 49 employees	—	X	X	X
	Establishments with 50 to 99 employees	—	X	X	X
	Establishments with 100 to 249 employees	—	X	X	X
	Establishments with 250 to 499 employees	1	X	X	X
	Establishments with 500 to 999 employees	—	X	X	X
	Establishments with 1,000 employees or more	—	X	X	X
711310	Promoters of performing arts, sports, and similar events with facilities				
	All establishments	6	e	D	D
	Establishments with 1 to 4 employees	3	X	X	X
	Establishments with 5 to 9 employees	2	X	X	X
	Establishments with 10 to 19 employees	—	X	X	X
	Establishments with 20 to 49 employees	—	X	X	X
	Establishments with 50 to 99 employees	—	X	X	X
	Establishments with 100 to 249 employees	—	X	X	X
	Establishments with 250 to 499 employees	1	X	X	X
	Establishments with 500 to 999 employees	—	X	X	X
	Establishments with 1,000 employees or more	—	X	X	X
712	Museums, historical sites, and similar institutions				
	All establishments	16	e	D	D
	Establishments with 1 to 4 employees	10	X	X	X
	Establishments with 5 to 9 employees	2	X	X	X
	Establishments with 10 to 19 employees	—	X	X	X
	Establishments with 20 to 49 employees	2	X	X	X
	Establishments with 50 to 99 employees	1	X	X	X
	Establishments with 100 to 249 employees	—	X	X	X
	Establishments with 250 to 499 employees	1	X	X	X
	Establishments with 500 to 999 employees	—	X	X	X
	Establishments with 1,000 employees or more	—	X	X	X
7121	Museums, historical sites, and similar institutions				
	All establishments	16	e	D	D
	Establishments with 1 to 4 employees	10	X	X	X
	Establishments with 5 to 9 employees	2	X	X	X
	Establishments with 10 to 19 employees	—	X	X	X
	Establishments with 20 to 49 employees	2	X	X	X
	Establishments with 50 to 99 employees	1	X	X	X
	Establishments with 100 to 249 employees	—	X	X	X
	Establishments with 250 to 499 employees	1	X	X	X
	Establishments with 500 to 999 employees	—	X	X	X
	Establishments with 1,000 employees or more	—	X	X	X
71211	Museums				
	All establishments	8	e	D	D
	Establishments with 1 to 4 employees	3	X	X	X
	Establishments with 5 to 9 employees	2	X	X	X
	Establishments with 10 to 19 employees	—	X	X	X
	Establishments with 20 to 49 employees	1	X	X	X
	Establishments with 50 to 99 employees	1	X	X	X
	Establishments with 100 to 249 employees	—	X	X	X
	Establishments with 250 to 499 employees	1	X	X	X
	Establishments with 500 to 999 employees	—	X	X	X
	Establishments with 1,000 employees or more	—	X	X	X
712110	Museums				
	All establishments	8	e	D	D
	Establishments with 1 to 4 employees	3	X	X	X
	Establishments with 5 to 9 employees	2	X	X	X
	Establishments with 10 to 19 employees	—	X	X	X
	Establishments with 20 to 49 employees	1	X	X	X
	Establishments with 50 to 99 employees	1	X	X	X
	Establishments with 100 to 249 employees	—	X	X	X
	Establishments with 250 to 499 employees	1	X	X	X
	Establishments with 500 to 999 employees	—	X	X	X
	Establishments with 1,000 employees or more	—	X	X	X

See footnotes at end of table.

Table 5. Establishments, Employees, and Payroll by Industry and Employment Size of Establishments by County: 2004—Con.

[Excludes most government employees, railroad employees, and self-employed persons. Size class 1 to 4 employees includes establishments having payroll, but no employees, during mid-March pay period. For meaning of abbreviations and symbols, see introductory text. For explanation of terms, see Appendix A. For statement on reliability, see the note at the end of the table and Appendix C]

NAICS code	Geography, kind of business, and employment size class	Establishments (number)	Paid employees for pay period including March 12 (number)	First-quarter payroll (\$1,000)	Annual payroll (\$1,000)
	ESSEX—Con.				
71	Arts, entertainment, and recreation—Con.				
713	Amusement, gambling, and recreation industries				
	All establishments	120	2 494	11 243	57 554
	Establishments with 1 to 4 employees	44	X	X	X
	Establishments with 5 to 9 employees	29	X	X	X
	Establishments with 10 to 19 employees	13	X	X	X
	Establishments with 20 to 49 employees	20	X	X	X
	Establishments with 50 to 99 employees	9	X	X	X
	Establishments with 100 to 249 employees	4	X	X	X
	Establishments with 250 to 499 employees	1	X	X	X
	Establishments with 500 to 999 employees	—	X	X	X
	Establishments with 1,000 employees or more	—	X	X	X
7139	Other amusement and recreation services				
	All establishments	116	2 457	11 146	57 163
	Establishments with 1 to 4 employees	41	X	X	X
	Establishments with 5 to 9 employees	29	X	X	X
	Establishments with 10 to 19 employees	13	X	X	X
	Establishments with 20 to 49 employees	19	X	X	X
	Establishments with 50 to 99 employees	9	X	X	X
	Establishments with 100 to 249 employees	4	X	X	X
	Establishments with 250 to 499 employees	1	X	X	X
	Establishments with 500 to 999 employees	—	X	X	X
	Establishments with 1,000 employees or more	—	X	X	X
71391	Golf courses and country clubs				
	All establishments	13	629	4 161	25 459
	Establishments with 1 to 4 employees	2	X	X	X
	Establishments with 5 to 9 employees	—	X	X	X
	Establishments with 10 to 19 employees	—	X	X	X
	Establishments with 20 to 49 employees	5	X	X	X
	Establishments with 50 to 99 employees	6	X	X	X
	Establishments with 100 to 249 employees	—	X	X	X
	Establishments with 250 to 499 employees	—	X	X	X
	Establishments with 500 to 999 employees	—	X	X	X
	Establishments with 1,000 employees or more	—	X	X	X
713910	Golf courses and country clubs				
	All establishments	13	629	4 161	25 459
	Establishments with 1 to 4 employees	2	X	X	X
	Establishments with 5 to 9 employees	—	X	X	X
	Establishments with 10 to 19 employees	—	X	X	X
	Establishments with 20 to 49 employees	5	X	X	X
	Establishments with 50 to 99 employees	6	X	X	X
	Establishments with 100 to 249 employees	—	X	X	X
	Establishments with 250 to 499 employees	—	X	X	X
	Establishments with 500 to 999 employees	—	X	X	X
	Establishments with 1,000 employees or more	—	X	X	X
71394	Fitness and recreational sports centers				
	All establishments	82	1 689	6 281	26 542
	Establishments with 1 to 4 employees	28	X	X	X
	Establishments with 5 to 9 employees	24	X	X	X
	Establishments with 10 to 19 employees	11	X	X	X
	Establishments with 20 to 49 employees	11	X	X	X
	Establishments with 50 to 99 employees	3	X	X	X
	Establishments with 100 to 249 employees	4	X	X	X
	Establishments with 250 to 499 employees	1	X	X	X
	Establishments with 500 to 999 employees	—	X	X	X
	Establishments with 1,000 employees or more	—	X	X	X
713940	Fitness and recreational sports centers				
	All establishments	82	1 689	6 281	26 542
	Establishments with 1 to 4 employees	28	X	X	X
	Establishments with 5 to 9 employees	24	X	X	X
	Establishments with 10 to 19 employees	11	X	X	X
	Establishments with 20 to 49 employees	11	X	X	X
	Establishments with 50 to 99 employees	3	X	X	X
	Establishments with 100 to 249 employees	4	X	X	X
	Establishments with 250 to 499 employees	1	X	X	X
	Establishments with 500 to 999 employees	—	X	X	X
	Establishments with 1,000 employees or more	—	X	X	X
72	Accommodation and food services				
	All establishments	1 446	17 054	67 754	301 557
	Establishments with 1 to 4 employees	791	X	X	X
	Establishments with 5 to 9 employees	254	X	X	X
	Establishments with 10 to 19 employees	185	X	X	X
	Establishments with 20 to 49 employees	147	X	X	X
	Establishments with 50 to 99 employees	54	X	X	X
	Establishments with 100 to 249 employees	12	X	X	X
	Establishments with 250 to 499 employees	3	X	X	X
	Establishments with 500 to 999 employees	—	X	X	X
	Establishments with 1,000 employees or more	—	X	X	X

See footnotes at end of table.

Table 5. Establishments, Employees, and Payroll by Industry and Employment Size of Establishments by County: 2004—Con.

[Excludes most government employees, railroad employees, and self-employed persons. Size class 1 to 4 employees includes establishments having payroll, but no employees, during mid-March pay period. For meaning of abbreviations and symbols, see introductory text. For explanation of terms, see Appendix A. For statement on reliability, see the note at the end of the table and Appendix C]

NAICS code	Geography, kind of business, and employment size class	Establishments (number)	Paid employees for pay period including March 12 (number)	First-quarter payroll (\$1,000)	Annual payroll (\$1,000)
72	ESSEX—Con.				
	Accommodation and food services—Con.				
721	Accommodation				
	All establishments	48	2 410	12 186	55 147
	Establishments with 1 to 4 employees	14	X	X	X
	Establishments with 5 to 9 employees	5	X	X	X
	Establishments with 10 to 19 employees	7	X	X	X
	Establishments with 20 to 49 employees	6	X	X	X
	Establishments with 50 to 99 employees	10	X	X	X
	Establishments with 100 to 249 employees	4	X	X	X
	Establishments with 250 to 499 employees	2	X	X	X
	Establishments with 500 to 999 employees	—	X	X	X
	Establishments with 1,000 employees or more	—	X	X	X
7211	Traveler accommodation				
	All establishments	35	g	D	D
	Establishments with 1 to 4 employees	6	X	X	X
	Establishments with 5 to 9 employees	4	X	X	X
	Establishments with 10 to 19 employees	4	X	X	X
	Establishments with 20 to 49 employees	5	X	X	X
	Establishments with 50 to 99 employees	10	X	X	X
	Establishments with 100 to 249 employees	4	X	X	X
	Establishments with 250 to 499 employees	2	X	X	X
	Establishments with 500 to 999 employees	—	X	X	X
	Establishments with 1,000 employees or more	—	X	X	X
72111	Hotels (except casino hotels) and motels				
	All establishments	33	2 309	11 553	52 551
	Establishments with 1 to 4 employees	6	X	X	X
	Establishments with 5 to 9 employees	3	X	X	X
	Establishments with 10 to 19 employees	3	X	X	X
	Establishments with 20 to 49 employees	5	X	X	X
	Establishments with 50 to 99 employees	10	X	X	X
	Establishments with 100 to 249 employees	4	X	X	X
	Establishments with 250 to 499 employees	2	X	X	X
	Establishments with 500 to 999 employees	—	X	X	X
	Establishments with 1,000 employees or more	—	X	X	X
721110	Hotels (except casino hotels) and motels				
	All establishments	33	2 309	11 553	52 551
	Establishments with 1 to 4 employees	6	X	X	X
	Establishments with 5 to 9 employees	3	X	X	X
	Establishments with 10 to 19 employees	3	X	X	X
	Establishments with 20 to 49 employees	5	X	X	X
	Establishments with 50 to 99 employees	10	X	X	X
	Establishments with 100 to 249 employees	4	X	X	X
	Establishments with 250 to 499 employees	2	X	X	X
	Establishments with 500 to 999 employees	—	X	X	X
	Establishments with 1,000 employees or more	—	X	X	X
722	Food services and drinking places				
	All establishments	1 398	14 644	55 568	246 410
	Establishments with 1 to 4 employees	777	X	X	X
	Establishments with 5 to 9 employees	249	X	X	X
	Establishments with 10 to 19 employees	178	X	X	X
	Establishments with 20 to 49 employees	141	X	X	X
	Establishments with 50 to 99 employees	44	X	X	X
	Establishments with 100 to 249 employees	8	X	X	X
	Establishments with 250 to 499 employees	1	X	X	X
	Establishments with 500 to 999 employees	—	X	X	X
	Establishments with 1,000 employees or more	—	X	X	X
7221	Full-service restaurants				
	All establishments	440	5 797	22 851	100 930
	Establishments with 1 to 4 employees	190	X	X	X
	Establishments with 5 to 9 employees	94	X	X	X
	Establishments with 10 to 19 employees	78	X	X	X
	Establishments with 20 to 49 employees	52	X	X	X
	Establishments with 50 to 99 employees	22	X	X	X
	Establishments with 100 to 249 employees	4	X	X	X
	Establishments with 250 to 499 employees	—	X	X	X
	Establishments with 500 to 999 employees	—	X	X	X
	Establishments with 1,000 employees or more	—	X	X	X
72211	Full-service restaurants				
	All establishments	440	5 797	22 851	100 930
	Establishments with 1 to 4 employees	190	X	X	X
	Establishments with 5 to 9 employees	94	X	X	X
	Establishments with 10 to 19 employees	78	X	X	X
	Establishments with 20 to 49 employees	52	X	X	X
	Establishments with 50 to 99 employees	22	X	X	X
	Establishments with 100 to 249 employees	4	X	X	X
	Establishments with 250 to 499 employees	—	X	X	X
	Establishments with 500 to 999 employees	—	X	X	X
	Establishments with 1,000 employees or more	—	X	X	X

See footnotes at end of table.

Table 5. Establishments, Employees, and Payroll by Industry and Employment Size of Establishments by County: 2004—Con.

[Excludes most government employees, railroad employees, and self-employed persons. Size class 1 to 4 employees includes establishments having payroll, but no employees, during mid-March pay period. For meaning of abbreviations and symbols, see introductory text. For explanation of terms, see Appendix A. For statement on reliability, see the note at the end of the table and Appendix C]

NAICS code	Geography, kind of business, and employment size class	Establishments (number)	Paid employees for pay period including March 12 (number)	First-quarter payroll (\$1,000)	Annual payroll (\$1,000)
72	ESSEX—Con.				
	Accommodation and food services—Con.				
722	Food services and drinking places—Con.				
7221	Full-service restaurants—Con.				
72211	Full-service restaurants—Con.				
722110	Full-service restaurants				
	All establishments	440	5 797	22 851	100 930
	Establishments with 1 to 4 employees	190	X	X	X
	Establishments with 5 to 9 employees	94	X	X	X
	Establishments with 10 to 19 employees	78	X	X	X
	Establishments with 20 to 49 employees	52	X	X	X
	Establishments with 50 to 99 employees	22	X	X	X
	Establishments with 100 to 249 employees	4	X	X	X
	Establishments with 250 to 499 employees	—	X	X	X
	Establishments with 500 to 999 employees	—	X	X	X
	Establishments with 1,000 employees or more	—	X	X	X
7222	Limited-service eating places				
	All establishments	663	5 447	16 784	72 934
	Establishments with 1 to 4 employees	401	X	X	X
	Establishments with 5 to 9 employees	109	X	X	X
	Establishments with 10 to 19 employees	72	X	X	X
	Establishments with 20 to 49 employees	71	X	X	X
	Establishments with 50 to 99 employees	10	X	X	X
	Establishments with 100 to 249 employees	—	X	X	X
	Establishments with 250 to 499 employees	—	X	X	X
	Establishments with 500 to 999 employees	—	X	X	X
	Establishments with 1,000 employees or more	—	X	X	X
72221	Limited-service eating places				
	All establishments	663	5 447	16 784	72 934
	Establishments with 1 to 4 employees	401	X	X	X
	Establishments with 5 to 9 employees	109	X	X	X
	Establishments with 10 to 19 employees	72	X	X	X
	Establishments with 20 to 49 employees	71	X	X	X
	Establishments with 50 to 99 employees	10	X	X	X
	Establishments with 100 to 249 employees	—	X	X	X
	Establishments with 250 to 499 employees	—	X	X	X
	Establishments with 500 to 999 employees	—	X	X	X
	Establishments with 1,000 employees or more	—	X	X	X
722211	Limited-service restaurants				
	All establishments	513	4 247	12 295	52 535
	Establishments with 1 to 4 employees	324	X	X	X
	Establishments with 5 to 9 employees	79	X	X	X
	Establishments with 10 to 19 employees	46	X	X	X
	Establishments with 20 to 49 employees	55	X	X	X
	Establishments with 50 to 99 employees	9	X	X	X
	Establishments with 100 to 249 employees	—	X	X	X
	Establishments with 250 to 499 employees	—	X	X	X
	Establishments with 500 to 999 employees	—	X	X	X
	Establishments with 1,000 employees or more	—	X	X	X
722213	Snack and nonalcoholic beverage bars				
	All establishments	141	1 143	4 183	19 029
	Establishments with 1 to 4 employees	72	X	X	X
	Establishments with 5 to 9 employees	28	X	X	X
	Establishments with 10 to 19 employees	24	X	X	X
	Establishments with 20 to 49 employees	16	X	X	X
	Establishments with 50 to 99 employees	1	X	X	X
	Establishments with 100 to 249 employees	—	X	X	X
	Establishments with 250 to 499 employees	—	X	X	X
	Establishments with 500 to 999 employees	—	X	X	X
	Establishments with 1,000 employees or more	—	X	X	X
7223	Special food services				
	All establishments	135	2 764	14 239	65 349
	Establishments with 1 to 4 employees	60	X	X	X
	Establishments with 5 to 9 employees	27	X	X	X
	Establishments with 10 to 19 employees	17	X	X	X
	Establishments with 20 to 49 employees	15	X	X	X
	Establishments with 50 to 99 employees	11	X	X	X
	Establishments with 100 to 249 employees	4	X	X	X
	Establishments with 250 to 499 employees	1	X	X	X
	Establishments with 500 to 999 employees	—	X	X	X
	Establishments with 1,000 employees or more	—	X	X	X
72231	Food service contractors				
	All establishments	84	1 839	10 352	45 807
	Establishments with 1 to 4 employees	37	X	X	X
	Establishments with 5 to 9 employees	17	X	X	X
	Establishments with 10 to 19 employees	11	X	X	X
	Establishments with 20 to 49 employees	11	X	X	X
	Establishments with 50 to 99 employees	4	X	X	X
	Establishments with 100 to 249 employees	3	X	X	X
	Establishments with 250 to 499 employees	1	X	X	X
	Establishments with 500 to 999 employees	—	X	X	X
	Establishments with 1,000 employees or more	—	X	X	X

See footnotes at end of table.

Table 5. Establishments, Employees, and Payroll by Industry and Employment Size of Establishments by County: 2004—Con.

[Excludes most government employees, railroad employees, and self-employed persons. Size class 1 to 4 employees includes establishments having payroll, but no employees, during mid-March pay period. For meaning of abbreviations and symbols, see introductory text. For explanation of terms, see Appendix A. For statement on reliability, see the note at the end of the table and Appendix C]

NAICS code	Geography, kind of business, and employment size class	Establishments (number)	Paid employees for pay period including March 12 (number)	First-quarter payroll (\$1,000)	Annual payroll (\$1,000)
72	ESSEX—Con.				
	Accommodation and food services—Con.				
722	Food services and drinking places—Con.				
7223	Special food services—Con.				
72231	Food service contractors—Con.				
722310	Food service contractors				
	All establishments	84	1 839	10 352	45 807
	Establishments with 1 to 4 employees	37	X	X	X
	Establishments with 5 to 9 employees	17	X	X	X
	Establishments with 10 to 19 employees	11	X	X	X
	Establishments with 20 to 49 employees	11	X	X	X
	Establishments with 50 to 99 employees	4	X	X	X
	Establishments with 100 to 249 employees	3	X	X	X
	Establishments with 250 to 499 employees	1	X	X	X
	Establishments with 500 to 999 employees	—	X	X	X
	Establishments with 1,000 employees or more	—	X	X	X
72232	Caterers				
	All establishments	44	894	3 742	18 971
	Establishments with 1 to 4 employees	19	X	X	X
	Establishments with 5 to 9 employees	8	X	X	X
	Establishments with 10 to 19 employees	5	X	X	X
	Establishments with 20 to 49 employees	4	X	X	X
	Establishments with 50 to 99 employees	7	X	X	X
	Establishments with 100 to 249 employees	1	X	X	X
	Establishments with 250 to 499 employees	—	X	X	X
	Establishments with 500 to 999 employees	—	X	X	X
	Establishments with 1,000 employees or more	—	X	X	X
722320	Caterers				
	All establishments	44	894	3 742	18 971
	Establishments with 1 to 4 employees	19	X	X	X
	Establishments with 5 to 9 employees	8	X	X	X
	Establishments with 10 to 19 employees	5	X	X	X
	Establishments with 20 to 49 employees	4	X	X	X
	Establishments with 50 to 99 employees	7	X	X	X
	Establishments with 100 to 249 employees	1	X	X	X
	Establishments with 250 to 499 employees	—	X	X	X
	Establishments with 500 to 999 employees	—	X	X	X
	Establishments with 1,000 employees or more	—	X	X	X
7224	Drinking places (alcoholic beverages)				
	All establishments	160	636	1 694	7 197
	Establishments with 1 to 4 employees	126	X	X	X
	Establishments with 5 to 9 employees	19	X	X	X
	Establishments with 10 to 19 employees	11	X	X	X
	Establishments with 20 to 49 employees	3	X	X	X
	Establishments with 50 to 99 employees	1	X	X	X
	Establishments with 100 to 249 employees	—	X	X	X
	Establishments with 250 to 499 employees	—	X	X	X
	Establishments with 500 to 999 employees	—	X	X	X
	Establishments with 1,000 employees or more	—	X	X	X
72241	Drinking places (alcoholic beverages)				
	All establishments	160	636	1 694	7 197
	Establishments with 1 to 4 employees	126	X	X	X
	Establishments with 5 to 9 employees	19	X	X	X
	Establishments with 10 to 19 employees	11	X	X	X
	Establishments with 20 to 49 employees	3	X	X	X
	Establishments with 50 to 99 employees	1	X	X	X
	Establishments with 100 to 249 employees	—	X	X	X
	Establishments with 250 to 499 employees	—	X	X	X
	Establishments with 500 to 999 employees	—	X	X	X
	Establishments with 1,000 employees or more	—	X	X	X
722410	Drinking places (alcoholic beverages)				
	All establishments	160	636	1 694	7 197
	Establishments with 1 to 4 employees	126	X	X	X
	Establishments with 5 to 9 employees	19	X	X	X
	Establishments with 10 to 19 employees	11	X	X	X
	Establishments with 20 to 49 employees	3	X	X	X
	Establishments with 50 to 99 employees	1	X	X	X
	Establishments with 100 to 249 employees	—	X	X	X
	Establishments with 250 to 499 employees	—	X	X	X
	Establishments with 500 to 999 employees	—	X	X	X
	Establishments with 1,000 employees or more	—	X	X	X
81	Other services (except public administration)				
	All establishments	2 129	15 006	94 355	401 633
	Establishments with 1 to 4 employees	1 445	X	X	X
	Establishments with 5 to 9 employees	356	X	X	X
	Establishments with 10 to 19 employees	196	X	X	X
	Establishments with 20 to 49 employees	92	X	X	X
	Establishments with 50 to 99 employees	26	X	X	X
	Establishments with 100 to 249 employees	11	X	X	X
	Establishments with 250 to 499 employees	2	X	X	X
	Establishments with 500 to 999 employees	1	X	X	X
	Establishments with 1,000 employees or more	—	X	X	X

See footnotes at end of table.

Table 5. Establishments, Employees, and Payroll by Industry and Employment Size of Establishments by County: 2004—Con.

[Excludes most government employees, railroad employees, and self-employed persons. Size class 1 to 4 employees includes establishments having payroll, but no employees, during mid-March pay period. For meaning of abbreviations and symbols, see introductory text. For explanation of terms, see Appendix A. For statement on reliability, see the note at the end of the table and Appendix C]

NAICS code	Geography, kind of business, and employment size class	Establishments (number)	Paid employees for pay period including March 12 (number)	First-quarter payroll (\$1,000)	Annual payroll (\$1,000)
	ESSEX—Con.				
81	Other services (except public administration)—Con.				
811	Repair and maintenance				
	All establishments	609	4 408	37 218	157 299
	Establishments with 1 to 4 employees	424	X	X	X
	Establishments with 5 to 9 employees	109	X	X	X
	Establishments with 10 to 19 employees	54	X	X	X
	Establishments with 20 to 49 employees	14	X	X	X
	Establishments with 50 to 99 employees	5	X	X	X
	Establishments with 100 to 249 employees	1	X	X	X
	Establishments with 250 to 499 employees	1	X	X	X
	Establishments with 500 to 999 employees	1	X	X	X
	Establishments with 1,000 employees or more	—	X	X	X
8111	Automotive repair and maintenance				
	All establishments	474	3 294	22 959	98 338
	Establishments with 1 to 4 employees	331	X	X	X
	Establishments with 5 to 9 employees	91	X	X	X
	Establishments with 10 to 19 employees	44	X	X	X
	Establishments with 20 to 49 employees	6	X	X	X
	Establishments with 50 to 99 employees	—	X	X	X
	Establishments with 100 to 249 employees	—	X	X	X
	Establishments with 250 to 499 employees	1	X	X	X
	Establishments with 500 to 999 employees	1	X	X	X
	Establishments with 1,000 employees or more	—	X	X	X
81111	Automotive mechanical and electrical repair and maintenance				
	All establishments	251	768	5 243	21 582
	Establishments with 1 to 4 employees	205	X	X	X
	Establishments with 5 to 9 employees	38	X	X	X
	Establishments with 10 to 19 employees	6	X	X	X
	Establishments with 20 to 49 employees	2	X	X	X
	Establishments with 50 to 99 employees	—	X	X	X
	Establishments with 100 to 249 employees	—	X	X	X
	Establishments with 250 to 499 employees	—	X	X	X
	Establishments with 500 to 999 employees	—	X	X	X
	Establishments with 1,000 employees or more	—	X	X	X
811111	General automotive repair				
	All establishments	211	612	3 878	16 205
	Establishments with 1 to 4 employees	179	X	X	X
	Establishments with 5 to 9 employees	26	X	X	X
	Establishments with 10 to 19 employees	4	X	X	X
	Establishments with 20 to 49 employees	2	X	X	X
	Establishments with 50 to 99 employees	—	X	X	X
	Establishments with 100 to 249 employees	—	X	X	X
	Establishments with 250 to 499 employees	—	X	X	X
	Establishments with 500 to 999 employees	—	X	X	X
	Establishments with 1,000 employees or more	—	X	X	X
81112	Automotive body, paint, interior, and glass repair				
	All establishments	142	822	6 780	28 401
	Establishments with 1 to 4 employees	76	X	X	X
	Establishments with 5 to 9 employees	38	X	X	X
	Establishments with 10 to 19 employees	26	X	X	X
	Establishments with 20 to 49 employees	2	X	X	X
	Establishments with 50 to 99 employees	—	X	X	X
	Establishments with 100 to 249 employees	—	X	X	X
	Establishments with 250 to 499 employees	—	X	X	X
	Establishments with 500 to 999 employees	—	X	X	X
	Establishments with 1,000 employees or more	—	X	X	X
811121	Automotive body, paint, and interior repair and maintenance				
	All establishments	129	753	6 018	24 938
	Establishments with 1 to 4 employees	67	X	X	X
	Establishments with 5 to 9 employees	37	X	X	X
	Establishments with 10 to 19 employees	24	X	X	X
	Establishments with 20 to 49 employees	1	X	X	X
	Establishments with 50 to 99 employees	—	X	X	X
	Establishments with 100 to 249 employees	—	X	X	X
	Establishments with 250 to 499 employees	—	X	X	X
	Establishments with 500 to 999 employees	—	X	X	X
	Establishments with 1,000 employees or more	—	X	X	X
81119	Other automotive repair and maintenance				
	All establishments	81	1 704	10 936	48 355
	Establishments with 1 to 4 employees	50	X	X	X
	Establishments with 5 to 9 employees	15	X	X	X
	Establishments with 10 to 19 employees	12	X	X	X
	Establishments with 20 to 49 employees	2	X	X	X
	Establishments with 50 to 99 employees	—	X	X	X
	Establishments with 100 to 249 employees	—	X	X	X
	Establishments with 250 to 499 employees	1	X	X	X
	Establishments with 500 to 999 employees	1	X	X	X
	Establishments with 1,000 employees or more	—	X	X	X

See footnotes at end of table.

Table 5. Establishments, Employees, and Payroll by Industry and Employment Size of Establishments by County: 2004—Con.

[Excludes most government employees, railroad employees, and self-employed persons. Size class 1 to 4 employees includes establishments having payroll, but no employees, during mid-March pay period. For meaning of abbreviations and symbols, see introductory text. For explanation of terms, see Appendix A. For statement on reliability, see the note at the end of the table and Appendix C]

NAICS code	Geography, kind of business, and employment size class	Establishments (number)	Paid employees for pay period including March 12 (number)	First-quarter payroll (\$1,000)	Annual payroll (\$1,000)
81	ESSEX—Con.				
	Other services (except public administration)—Con.				
811	Repair and maintenance—Con.				
8111	Automotive repair and maintenance—Con.				
81119	Other automotive repair and maintenance—Con.				
811192	Car washes				
	All establishments	59	1 310	6 584	30 348
	Establishments with 1 to 4 employees	34	X	X	X
	Establishments with 5 to 9 employees	14	X	X	X
	Establishments with 10 to 19 employees	8	X	X	X
	Establishments with 20 to 49 employees	2	X	X	X
	Establishments with 50 to 99 employees	—	X	X	X
	Establishments with 100 to 249 employees	—	X	X	X
	Establishments with 250 to 499 employees	—	X	X	X
	Establishments with 500 to 999 employees	1	X	X	X
	Establishments with 1,000 employees or more	—	X	X	X
811198	All other automotive repair and maintenance				
	All establishments	13	e	D	D
	Establishments with 1 to 4 employees	10	X	X	X
	Establishments with 5 to 9 employees	—	X	X	X
	Establishments with 10 to 19 employees	2	X	X	X
	Establishments with 20 to 49 employees	—	X	X	X
	Establishments with 50 to 99 employees	—	X	X	X
	Establishments with 100 to 249 employees	—	X	X	X
	Establishments with 250 to 499 employees	1	X	X	X
	Establishments with 500 to 999 employees	—	X	X	X
	Establishments with 1,000 employees or more	—	X	X	X
8112	Electronic and precision equipment repair and maintenance				
	All establishments	42	337	3 951	15 829
	Establishments with 1 to 4 employees	29	X	X	X
	Establishments with 5 to 9 employees	5	X	X	X
	Establishments with 10 to 19 employees	3	X	X	X
	Establishments with 20 to 49 employees	3	X	X	X
	Establishments with 50 to 99 employees	2	X	X	X
	Establishments with 100 to 249 employees	—	X	X	X
	Establishments with 250 to 499 employees	—	X	X	X
	Establishments with 500 to 999 employees	—	X	X	X
	Establishments with 1,000 employees or more	—	X	X	X
81121	Electronic and precision equipment repair and maintenance				
	All establishments	42	337	3 951	15 829
	Establishments with 1 to 4 employees	29	X	X	X
	Establishments with 5 to 9 employees	5	X	X	X
	Establishments with 10 to 19 employees	3	X	X	X
	Establishments with 20 to 49 employees	3	X	X	X
	Establishments with 50 to 99 employees	2	X	X	X
	Establishments with 100 to 249 employees	—	X	X	X
	Establishments with 250 to 499 employees	—	X	X	X
	Establishments with 500 to 999 employees	—	X	X	X
	Establishments with 1,000 employees or more	—	X	X	X
811212	Computer and office machine repair and maintenance				
	All establishments	21	210	2 735	10 773
	Establishments with 1 to 4 employees	15	X	X	X
	Establishments with 5 to 9 employees	2	X	X	X
	Establishments with 10 to 19 employees	1	X	X	X
	Establishments with 20 to 49 employees	1	X	X	X
	Establishments with 50 to 99 employees	2	X	X	X
	Establishments with 100 to 249 employees	—	X	X	X
	Establishments with 250 to 499 employees	—	X	X	X
	Establishments with 500 to 999 employees	—	X	X	X
	Establishments with 1,000 employees or more	—	X	X	X
8113	Commercial and industrial machinery and equipment (except automotive and electronic) repair and maintenance				
	All establishments	43	593	9 330	39 068
	Establishments with 1 to 4 employees	26	X	X	X
	Establishments with 5 to 9 employees	5	X	X	X
	Establishments with 10 to 19 employees	3	X	X	X
	Establishments with 20 to 49 employees	5	X	X	X
	Establishments with 50 to 99 employees	3	X	X	X
	Establishments with 100 to 249 employees	1	X	X	X
	Establishments with 250 to 499 employees	—	X	X	X
	Establishments with 500 to 999 employees	—	X	X	X
	Establishments with 1,000 employees or more	—	X	X	X
81131	Commercial and industrial machinery and equipment (except automotive and electronic) repair and maintenance				
	All establishments	43	593	9 330	39 068
	Establishments with 1 to 4 employees	26	X	X	X
	Establishments with 5 to 9 employees	5	X	X	X
	Establishments with 10 to 19 employees	3	X	X	X
	Establishments with 20 to 49 employees	5	X	X	X
	Establishments with 50 to 99 employees	3	X	X	X
	Establishments with 100 to 249 employees	1	X	X	X

See footnotes at end of table.

Table 5. Establishments, Employees, and Payroll by Industry and Employment Size of Establishments by County: 2004—Con.

[Excludes most government employees, railroad employees, and self-employed persons. Size class 1 to 4 employees includes establishments having payroll, but no employees, during mid-March pay period. For meaning of abbreviations and symbols, see introductory text. For explanation of terms, see Appendix A. For statement on reliability, see the note at the end of the table and Appendix C]

NAICS code	Geography, kind of business, and employment size class	Establishments (number)	Paid employees for pay period including March 12 (number)	First-quarter payroll (\$1,000)	Annual payroll (\$1,000)
	ESSEX—Con.				
81	Other services (except public administration)—Con.				
811	Repair and maintenance—Con.				
8113	Commercial and industrial machinery and equipment (except automotive and electronic) repair and maintenance—Con.				
81131	Commercial and industrial machinery and equipment (except automotive and electronic) repair and maintenance—Con.				
	All establishments—Con.				
	Establishments with 250 to 499 employees	—	X	X	X
	Establishments with 500 to 999 employees	—	X	X	X
	Establishments with 1,000 employees or more	—	X	X	X
811310	Commercial and industrial machinery and equipment (except automotive and electronic) repair and maintenance				
	All establishments	43	593	9 330	39 068
	Establishments with 1 to 4 employees	26	X	X	X
	Establishments with 5 to 9 employees	5	X	X	X
	Establishments with 10 to 19 employees	3	X	X	X
	Establishments with 20 to 49 employees	5	X	X	X
	Establishments with 50 to 99 employees	3	X	X	X
	Establishments with 100 to 249 employees	1	X	X	X
	Establishments with 250 to 499 employees	—	X	X	X
	Establishments with 500 to 999 employees	—	X	X	X
	Establishments with 1,000 employees or more	—	X	X	X
8114	Personal and household goods repair and maintenance				
	All establishments	50	184	978	4 064
	Establishments with 1 to 4 employees	38	X	X	X
	Establishments with 5 to 9 employees	8	X	X	X
	Establishments with 10 to 19 employees	4	X	X	X
	Establishments with 20 to 49 employees	—	X	X	X
	Establishments with 50 to 99 employees	—	X	X	X
	Establishments with 100 to 249 employees	—	X	X	X
	Establishments with 250 to 499 employees	—	X	X	X
	Establishments with 500 to 999 employees	—	X	X	X
	Establishments with 1,000 employees or more	—	X	X	X
812	Personal and laundry services				
	All establishments	878	4 441	21 160	93 596
	Establishments with 1 to 4 employees	666	X	X	X
	Establishments with 5 to 9 employees	119	X	X	X
	Establishments with 10 to 19 employees	59	X	X	X
	Establishments with 20 to 49 employees	22	X	X	X
	Establishments with 50 to 99 employees	7	X	X	X
	Establishments with 100 to 249 employees	5	X	X	X
	Establishments with 250 to 499 employees	—	X	X	X
	Establishments with 500 to 999 employees	—	X	X	X
	Establishments with 1,000 employees or more	—	X	X	X
8121	Personal care services				
	All establishments	472	1 771	7 760	33 662
	Establishments with 1 to 4 employees	380	X	X	X
	Establishments with 5 to 9 employees	54	X	X	X
	Establishments with 10 to 19 employees	26	X	X	X
	Establishments with 20 to 49 employees	10	X	X	X
	Establishments with 50 to 99 employees	2	X	X	X
	Establishments with 100 to 249 employees	—	X	X	X
	Establishments with 250 to 499 employees	—	X	X	X
	Establishments with 500 to 999 employees	—	X	X	X
	Establishments with 1,000 employees or more	—	X	X	X
81211	Hair, nail, and skin care services				
	All establishments	445	1 687	7 383	31 813
	Establishments with 1 to 4 employees	361	X	X	X
	Establishments with 5 to 9 employees	48	X	X	X
	Establishments with 10 to 19 employees	24	X	X	X
	Establishments with 20 to 49 employees	10	X	X	X
	Establishments with 50 to 99 employees	2	X	X	X
	Establishments with 100 to 249 employees	—	X	X	X
	Establishments with 250 to 499 employees	—	X	X	X
	Establishments with 500 to 999 employees	—	X	X	X
	Establishments with 1,000 employees or more	—	X	X	X
812112	Beauty salons				
	All establishments	301	1 425	6 543	27 648
	Establishments with 1 to 4 employees	227	X	X	X
	Establishments with 5 to 9 employees	39	X	X	X
	Establishments with 10 to 19 employees	23	X	X	X
	Establishments with 20 to 49 employees	10	X	X	X
	Establishments with 50 to 99 employees	2	X	X	X
	Establishments with 100 to 249 employees	—	X	X	X
	Establishments with 250 to 499 employees	—	X	X	X
	Establishments with 500 to 999 employees	—	X	X	X
	Establishments with 1,000 employees or more	—	X	X	X

See footnotes at end of table.

Table 5. Establishments, Employees, and Payroll by Industry and Employment Size of Establishments by County: 2004—Con.

[Excludes most government employees, railroad employees, and self-employed persons. Size class 1 to 4 employees includes establishments having payroll, but no employees, during mid-March pay period. For meaning of abbreviations and symbols, see introductory text. For explanation of terms, see Appendix A. For statement on reliability, see the note at the end of the table and Appendix C]

NAICS code	Geography, kind of business, and employment size class	Establishments (number)	Paid employees for pay period including March 12 (number)	First-quarter payroll (\$1,000)	Annual payroll (\$1,000)
81	ESSEX—Con.				
	Other services (except public administration)—Con.				
812	Personal and laundry services—Con.				
8121	Personal care services—Con.				
81211	Hair, nail, and skin care services—Con.				
812113	Nail salons				
	All establishments	114	212	649	3 298
	Establishments with 1 to 4 employees	106	X	X	X
	Establishments with 5 to 9 employees	7	X	X	X
	Establishments with 10 to 19 employees	1	X	X	X
	Establishments with 20 to 49 employees	—	X	X	X
	Establishments with 50 to 99 employees	—	X	X	X
	Establishments with 100 to 249 employees	—	X	X	X
	Establishments with 250 to 499 employees	—	X	X	X
	Establishments with 500 to 999 employees	—	X	X	X
	Establishments with 1,000 employees or more	—	X	X	X
8122	Death care services				
	All establishments	44	387	3 305	14 093
	Establishments with 1 to 4 employees	20	X	X	X
	Establishments with 5 to 9 employees	9	X	X	X
	Establishments with 10 to 19 employees	13	X	X	X
	Establishments with 20 to 49 employees	1	X	X	X
	Establishments with 50 to 99 employees	1	X	X	X
	Establishments with 100 to 249 employees	—	X	X	X
	Establishments with 250 to 499 employees	—	X	X	X
	Establishments with 500 to 999 employees	—	X	X	X
	Establishments with 1,000 employees or more	—	X	X	X
81221	Funeral homes and funeral services				
	All establishments	37	305	2 270	9 887
	Establishments with 1 to 4 employees	19	X	X	X
	Establishments with 5 to 9 employees	6	X	X	X
	Establishments with 10 to 19 employees	11	X	X	X
	Establishments with 20 to 49 employees	—	X	X	X
	Establishments with 50 to 99 employees	1	X	X	X
	Establishments with 100 to 249 employees	—	X	X	X
	Establishments with 250 to 499 employees	—	X	X	X
	Establishments with 500 to 999 employees	—	X	X	X
	Establishments with 1,000 employees or more	—	X	X	X
812210	Funeral homes and funeral services				
	All establishments	37	305	2 270	9 887
	Establishments with 1 to 4 employees	19	X	X	X
	Establishments with 5 to 9 employees	6	X	X	X
	Establishments with 10 to 19 employees	11	X	X	X
	Establishments with 20 to 49 employees	—	X	X	X
	Establishments with 50 to 99 employees	1	X	X	X
	Establishments with 100 to 249 employees	—	X	X	X
	Establishments with 250 to 499 employees	—	X	X	X
	Establishments with 500 to 999 employees	—	X	X	X
	Establishments with 1,000 employees or more	—	X	X	X
8123	Drycleaning and laundry services				
	All establishments	221	1 372	6 259	28 631
	Establishments with 1 to 4 employees	172	X	X	X
	Establishments with 5 to 9 employees	33	X	X	X
	Establishments with 10 to 19 employees	5	X	X	X
	Establishments with 20 to 49 employees	4	X	X	X
	Establishments with 50 to 99 employees	3	X	X	X
	Establishments with 100 to 249 employees	4	X	X	X
	Establishments with 250 to 499 employees	—	X	X	X
	Establishments with 500 to 999 employees	—	X	X	X
	Establishments with 1,000 employees or more	—	X	X	X
81231	Coin-operated laundries and drycleaners				
	All establishments	91	372	1 226	5 101
	Establishments with 1 to 4 employees	71	X	X	X
	Establishments with 5 to 9 employees	18	X	X	X
	Establishments with 10 to 19 employees	—	X	X	X
	Establishments with 20 to 49 employees	1	X	X	X
	Establishments with 50 to 99 employees	—	X	X	X
	Establishments with 100 to 249 employees	1	X	X	X
	Establishments with 250 to 499 employees	—	X	X	X
	Establishments with 500 to 999 employees	—	X	X	X
	Establishments with 1,000 employees or more	—	X	X	X
812310	Coin-operated laundries and drycleaners				
	All establishments	91	372	1 226	5 101
	Establishments with 1 to 4 employees	71	X	X	X
	Establishments with 5 to 9 employees	18	X	X	X
	Establishments with 10 to 19 employees	—	X	X	X
	Establishments with 20 to 49 employees	1	X	X	X
	Establishments with 50 to 99 employees	—	X	X	X
	Establishments with 100 to 249 employees	1	X	X	X
	Establishments with 250 to 499 employees	—	X	X	X
	Establishments with 500 to 999 employees	—	X	X	X
	Establishments with 1,000 employees or more	—	X	X	X

See footnotes at end of table.

Table 5. Establishments, Employees, and Payroll by Industry and Employment Size of Establishments by County: 2004—Con.

[Excludes most government employees, railroad employees, and self-employed persons. Size class 1 to 4 employees includes establishments having payroll, but no employees, during mid-March pay period. For meaning of abbreviations and symbols, see introductory text. For explanation of terms, see Appendix A. For statement on reliability, see the note at the end of the table and Appendix C]

NAICS code	Geography, kind of business, and employment size class	Establishments (number)	Paid employees for pay period including March 12 (number)	First-quarter payroll (\$1,000)	Annual payroll (\$1,000)
81	ESSEX—Con.				
	Other services (except public administration)—Con.				
812	Personal and laundry services—Con.				
8123	Drycleaning and laundry services—Con.				
81232	Drycleaning and laundry services (except coin-operated)				
	All establishments	115	366	1 367	5 828
	Establishments with 1 to 4 employees	96	X	X	X
	Establishments with 5 to 9 employees	14	X	X	X
	Establishments with 10 to 19 employees	3	X	X	X
	Establishments with 20 to 49 employees	2	X	X	X
	Establishments with 50 to 99 employees	—	X	X	X
	Establishments with 100 to 249 employees	—	X	X	X
	Establishments with 250 to 499 employees	—	X	X	X
	Establishments with 500 to 999 employees	—	X	X	X
	Establishments with 1,000 employees or more	—	X	X	X
812320	Drycleaning and laundry services (except coin-operated)				
	All establishments	115	366	1 367	5 828
	Establishments with 1 to 4 employees	96	X	X	X
	Establishments with 5 to 9 employees	14	X	X	X
	Establishments with 10 to 19 employees	3	X	X	X
	Establishments with 20 to 49 employees	2	X	X	X
	Establishments with 50 to 99 employees	—	X	X	X
	Establishments with 100 to 249 employees	—	X	X	X
	Establishments with 250 to 499 employees	—	X	X	X
	Establishments with 500 to 999 employees	—	X	X	X
	Establishments with 1,000 employees or more	—	X	X	X
81233	Linen and uniform supply				
	All establishments	15	634	3 666	17 702
	Establishments with 1 to 4 employees	5	X	X	X
	Establishments with 5 to 9 employees	1	X	X	X
	Establishments with 10 to 19 employees	2	X	X	X
	Establishments with 20 to 49 employees	1	X	X	X
	Establishments with 50 to 99 employees	3	X	X	X
	Establishments with 100 to 249 employees	3	X	X	X
	Establishments with 250 to 499 employees	—	X	X	X
	Establishments with 500 to 999 employees	—	X	X	X
	Establishments with 1,000 employees or more	—	X	X	X
812332	Industrial launderers				
	All establishments	13	f	D	D
	Establishments with 1 to 4 employees	5	X	X	X
	Establishments with 5 to 9 employees	1	X	X	X
	Establishments with 10 to 19 employees	1	X	X	X
	Establishments with 20 to 49 employees	—	X	X	X
	Establishments with 50 to 99 employees	3	X	X	X
	Establishments with 100 to 249 employees	3	X	X	X
	Establishments with 250 to 499 employees	—	X	X	X
	Establishments with 500 to 999 employees	—	X	X	X
	Establishments with 1,000 employees or more	—	X	X	X
8129	Other personal services				
	All establishments	141	911	3 836	17 210
	Establishments with 1 to 4 employees	94	X	X	X
	Establishments with 5 to 9 employees	23	X	X	X
	Establishments with 10 to 19 employees	15	X	X	X
	Establishments with 20 to 49 employees	7	X	X	X
	Establishments with 50 to 99 employees	1	X	X	X
	Establishments with 100 to 249 employees	1	X	X	X
	Establishments with 250 to 499 employees	—	X	X	X
	Establishments with 500 to 999 employees	—	X	X	X
	Establishments with 1,000 employees or more	—	X	X	X
81293	Parking lots and garages				
	All establishments	68	686	3 001	13 198
	Establishments with 1 to 4 employees	37	X	X	X
	Establishments with 5 to 9 employees	11	X	X	X
	Establishments with 10 to 19 employees	12	X	X	X
	Establishments with 20 to 49 employees	6	X	X	X
	Establishments with 50 to 99 employees	1	X	X	X
	Establishments with 100 to 249 employees	1	X	X	X
	Establishments with 250 to 499 employees	—	X	X	X
	Establishments with 500 to 999 employees	—	X	X	X
	Establishments with 1,000 employees or more	—	X	X	X
812930	Parking lots and garages				
	All establishments	68	686	3 001	13 198
	Establishments with 1 to 4 employees	37	X	X	X
	Establishments with 5 to 9 employees	11	X	X	X
	Establishments with 10 to 19 employees	12	X	X	X
	Establishments with 20 to 49 employees	6	X	X	X
	Establishments with 50 to 99 employees	1	X	X	X
	Establishments with 100 to 249 employees	1	X	X	X
	Establishments with 250 to 499 employees	—	X	X	X
	Establishments with 500 to 999 employees	—	X	X	X
	Establishments with 1,000 employees or more	—	X	X	X

See footnotes at end of table.

Table 5. Establishments, Employees, and Payroll by Industry and Employment Size of Establishments by County: 2004—Con.

[Excludes most government employees, railroad employees, and self-employed persons. Size class 1 to 4 employees includes establishments having payroll, but no employees, during mid-March pay period. For meaning of abbreviations and symbols, see introductory text. For explanation of terms, see Appendix A. For statement on reliability, see the note at the end of the table and Appendix C]

NAICS code	Geography, kind of business, and employment size class	Establishments (number)	Paid employees for pay period including March 12 (number)	First-quarter payroll (\$1,000)	Annual payroll (\$1,000)
81	ESSEX—Con.				
	Other services (except public administration)—Con.				
812	Personal and laundry services—Con.				
8129	Other personal services—Con.				
81299	All other personal services				
	All establishments	44	123	384	2 167
	Establishments with 1 to 4 employees	34	X	X	X
	Establishments with 5 to 9 employees	9	X	X	X
	Establishments with 10 to 19 employees	—	X	X	X
	Establishments with 20 to 49 employees	1	X	X	X
	Establishments with 50 to 99 employees	—	X	X	X
	Establishments with 100 to 249 employees	—	X	X	X
	Establishments with 250 to 499 employees	—	X	X	X
	Establishments with 500 to 999 employees	—	X	X	X
	Establishments with 1,000 employees or more	—	X	X	X
812990	All other personal services				
	All establishments	44	123	384	2 167
	Establishments with 1 to 4 employees	34	X	X	X
	Establishments with 5 to 9 employees	9	X	X	X
	Establishments with 10 to 19 employees	—	X	X	X
	Establishments with 20 to 49 employees	1	X	X	X
	Establishments with 50 to 99 employees	—	X	X	X
	Establishments with 100 to 249 employees	—	X	X	X
	Establishments with 250 to 499 employees	—	X	X	X
	Establishments with 500 to 999 employees	—	X	X	X
	Establishments with 1,000 employees or more	—	X	X	X
813	Religious, grantmaking, civic, professional, and similar organizations				
	All establishments	642	6 157	35 977	150 738
	Establishments with 1 to 4 employees	355	X	X	X
	Establishments with 5 to 9 employees	128	X	X	X
	Establishments with 10 to 19 employees	83	X	X	X
	Establishments with 20 to 49 employees	56	X	X	X
	Establishments with 50 to 99 employees	14	X	X	X
	Establishments with 100 to 249 employees	5	X	X	X
	Establishments with 250 to 499 employees	1	X	X	X
	Establishments with 500 to 999 employees	—	X	X	X
	Establishments with 1,000 employees or more	—	X	X	X
8131	Religious organizations				
	All establishments	348	4 192	20 460	83 859
	Establishments with 1 to 4 employees	184	X	X	X
	Establishments with 5 to 9 employees	64	X	X	X
	Establishments with 10 to 19 employees	47	X	X	X
	Establishments with 20 to 49 employees	36	X	X	X
	Establishments with 50 to 99 employees	12	X	X	X
	Establishments with 100 to 249 employees	4	X	X	X
	Establishments with 250 to 499 employees	1	X	X	X
	Establishments with 500 to 999 employees	—	X	X	X
	Establishments with 1,000 employees or more	—	X	X	X
81311	Religious organizations				
	All establishments	348	4 192	20 460	83 859
	Establishments with 1 to 4 employees	184	X	X	X
	Establishments with 5 to 9 employees	64	X	X	X
	Establishments with 10 to 19 employees	47	X	X	X
	Establishments with 20 to 49 employees	36	X	X	X
	Establishments with 50 to 99 employees	12	X	X	X
	Establishments with 100 to 249 employees	4	X	X	X
	Establishments with 250 to 499 employees	1	X	X	X
	Establishments with 500 to 999 employees	—	X	X	X
	Establishments with 1,000 employees or more	—	X	X	X
813110	Religious organizations				
	All establishments	348	4 192	20 460	83 859
	Establishments with 1 to 4 employees	184	X	X	X
	Establishments with 5 to 9 employees	64	X	X	X
	Establishments with 10 to 19 employees	47	X	X	X
	Establishments with 20 to 49 employees	36	X	X	X
	Establishments with 50 to 99 employees	12	X	X	X
	Establishments with 100 to 249 employees	4	X	X	X
	Establishments with 250 to 499 employees	1	X	X	X
	Establishments with 500 to 999 employees	—	X	X	X
	Establishments with 1,000 employees or more	—	X	X	X
8132	Grantmaking and giving services				
	All establishments	45	258	2 586	10 738
	Establishments with 1 to 4 employees	25	X	X	X
	Establishments with 5 to 9 employees	13	X	X	X
	Establishments with 10 to 19 employees	6	X	X	X
	Establishments with 20 to 49 employees	1	X	X	X
	Establishments with 50 to 99 employees	—	X	X	X
	Establishments with 100 to 249 employees	—	X	X	X
	Establishments with 250 to 499 employees	—	X	X	X
	Establishments with 500 to 999 employees	—	X	X	X
	Establishments with 1,000 employees or more	—	X	X	X

See footnotes at end of table.

Table 5. Establishments, Employees, and Payroll by Industry and Employment Size of Establishments by County: 2004—Con.

[Excludes most government employees, railroad employees, and self-employed persons. Size class 1 to 4 employees includes establishments having payroll, but no employees, during mid-March pay period. For meaning of abbreviations and symbols, see introductory text. For explanation of terms, see Appendix A. For statement on reliability, see the note at the end of the table and Appendix C]

NAICS code	Geography, kind of business, and employment size class	Establishments (number)	Paid employees for pay period including March 12 (number)	First-quarter payroll (\$1,000)	Annual payroll (\$1,000)
81	ESSEX—Con.				
	Other services (except public administration)—Con.				
813	Religious, grantmaking, civic, professional, and similar organizations—Con.				
8132	Grantmaking and giving services—Con.				
81321	Grantmaking and giving services				
	All establishments	45	258	2 586	10 738
	Establishments with 1 to 4 employees	25	X	X	X
	Establishments with 5 to 9 employees	13	X	X	X
	Establishments with 10 to 19 employees	6	X	X	X
	Establishments with 20 to 49 employees	1	X	X	X
	Establishments with 50 to 99 employees	—	X	X	X
	Establishments with 100 to 249 employees	—	X	X	X
	Establishments with 250 to 499 employees	—	X	X	X
	Establishments with 500 to 999 employees	—	X	X	X
	Establishments with 1,000 employees or more	—	X	X	X
813211	Grantmaking foundations				
	All establishments	29	173	1 736	7 231
	Establishments with 1 to 4 employees	15	X	X	X
	Establishments with 5 to 9 employees	10	X	X	X
	Establishments with 10 to 19 employees	3	X	X	X
	Establishments with 20 to 49 employees	1	X	X	X
	Establishments with 50 to 99 employees	—	X	X	X
	Establishments with 100 to 249 employees	—	X	X	X
	Establishments with 250 to 499 employees	—	X	X	X
	Establishments with 500 to 999 employees	—	X	X	X
	Establishments with 1,000 employees or more	—	X	X	X
8133	Social advocacy organizations				
	All establishments	27	421	2 483	10 533
	Establishments with 1 to 4 employees	10	X	X	X
	Establishments with 5 to 9 employees	8	X	X	X
	Establishments with 10 to 19 employees	2	X	X	X
	Establishments with 20 to 49 employees	5	X	X	X
	Establishments with 50 to 99 employees	1	X	X	X
	Establishments with 100 to 249 employees	1	X	X	X
	Establishments with 250 to 499 employees	—	X	X	X
	Establishments with 500 to 999 employees	—	X	X	X
	Establishments with 1,000 employees or more	—	X	X	X
81331	Social advocacy organizations				
	All establishments	27	421	2 483	10 533
	Establishments with 1 to 4 employees	10	X	X	X
	Establishments with 5 to 9 employees	8	X	X	X
	Establishments with 10 to 19 employees	2	X	X	X
	Establishments with 20 to 49 employees	5	X	X	X
	Establishments with 50 to 99 employees	1	X	X	X
	Establishments with 100 to 249 employees	1	X	X	X
	Establishments with 250 to 499 employees	—	X	X	X
	Establishments with 500 to 999 employees	—	X	X	X
	Establishments with 1,000 employees or more	—	X	X	X
813311	Human rights organizations				
	All establishments	11	109	862	3 652
	Establishments with 1 to 4 employees	5	X	X	X
	Establishments with 5 to 9 employees	3	X	X	X
	Establishments with 10 to 19 employees	—	X	X	X
	Establishments with 20 to 49 employees	3	X	X	X
	Establishments with 50 to 99 employees	—	X	X	X
	Establishments with 100 to 249 employees	—	X	X	X
	Establishments with 250 to 499 employees	—	X	X	X
	Establishments with 500 to 999 employees	—	X	X	X
	Establishments with 1,000 employees or more	—	X	X	X
813312	Environment, conservation, and wildlife organizations				
	All establishments	7	112	702	3 018
	Establishments with 1 to 4 employees	3	X	X	X
	Establishments with 5 to 9 employees	—	X	X	X
	Establishments with 10 to 19 employees	2	X	X	X
	Establishments with 20 to 49 employees	1	X	X	X
	Establishments with 50 to 99 employees	1	X	X	X
	Establishments with 100 to 249 employees	—	X	X	X
	Establishments with 250 to 499 employees	—	X	X	X
	Establishments with 500 to 999 employees	—	X	X	X
	Establishments with 1,000 employees or more	—	X	X	X
813319	Other social advocacy organizations				
	All establishments	9	200	919	3 863
	Establishments with 1 to 4 employees	2	X	X	X
	Establishments with 5 to 9 employees	5	X	X	X
	Establishments with 10 to 19 employees	—	X	X	X
	Establishments with 20 to 49 employees	1	X	X	X
	Establishments with 50 to 99 employees	—	X	X	X
	Establishments with 100 to 249 employees	1	X	X	X
	Establishments with 250 to 499 employees	—	X	X	X
	Establishments with 500 to 999 employees	—	X	X	X
	Establishments with 1,000 employees or more	—	X	X	X

See footnotes at end of table.

Table 5. Establishments, Employees, and Payroll by Industry and Employment Size of Establishments by County: 2004—Con.

[Excludes most government employees, railroad employees, and self-employed persons. Size class 1 to 4 employees includes establishments having payroll, but no employees, during mid-March pay period. For meaning of abbreviations and symbols, see introductory text. For explanation of terms, see Appendix A. For statement on reliability, see the note at the end of the table and Appendix C]

NAICS code	Geography, kind of business, and employment size class	Establishments (number)	Paid employees for pay period including March 12 (number)	First-quarter payroll (\$1,000)	Annual payroll (\$1,000)
	ESSEX—Con.				
81	Other services (except public administration)—Con.				
813	Religious, grantmaking, civic, professional, and similar organizations—Con.				
8134	Civic and social organizations				
	All establishments	56	306	1 778	8 711
	Establishments with 1 to 4 employees	35	X	X	X
	Establishments with 5 to 9 employees	7	X	X	X
	Establishments with 10 to 19 employees	10	X	X	X
	Establishments with 20 to 49 employees	4	X	X	X
	Establishments with 50 to 99 employees	—	X	X	X
	Establishments with 100 to 249 employees	—	X	X	X
	Establishments with 250 to 499 employees	—	X	X	X
	Establishments with 500 to 999 employees	—	X	X	X
	Establishments with 1,000 employees or more	—	X	X	X
81341	Civic and social organizations				
	All establishments	56	306	1 778	8 711
	Establishments with 1 to 4 employees	35	X	X	X
	Establishments with 5 to 9 employees	7	X	X	X
	Establishments with 10 to 19 employees	10	X	X	X
	Establishments with 20 to 49 employees	4	X	X	X
	Establishments with 50 to 99 employees	—	X	X	X
	Establishments with 100 to 249 employees	—	X	X	X
	Establishments with 250 to 499 employees	—	X	X	X
	Establishments with 500 to 999 employees	—	X	X	X
	Establishments with 1,000 employees or more	—	X	X	X
813410	Civic and social organizations				
	All establishments	56	306	1 778	8 711
	Establishments with 1 to 4 employees	35	X	X	X
	Establishments with 5 to 9 employees	7	X	X	X
	Establishments with 10 to 19 employees	10	X	X	X
	Establishments with 20 to 49 employees	4	X	X	X
	Establishments with 50 to 99 employees	—	X	X	X
	Establishments with 100 to 249 employees	—	X	X	X
	Establishments with 250 to 499 employees	—	X	X	X
	Establishments with 500 to 999 employees	—	X	X	X
	Establishments with 1,000 employees or more	—	X	X	X
8139	Business, professional, labor, political, and similar organizations				
	All establishments	166	980	8 670	36 897
	Establishments with 1 to 4 employees	101	X	X	X
	Establishments with 5 to 9 employees	36	X	X	X
	Establishments with 10 to 19 employees	18	X	X	X
	Establishments with 20 to 49 employees	10	X	X	X
	Establishments with 50 to 99 employees	1	X	X	X
	Establishments with 100 to 249 employees	—	X	X	X
	Establishments with 250 to 499 employees	—	X	X	X
	Establishments with 500 to 999 employees	—	X	X	X
	Establishments with 1,000 employees or more	—	X	X	X
81392	Professional organizations				
	All establishments	33	216	2 137	9 038
	Establishments with 1 to 4 employees	21	X	X	X
	Establishments with 5 to 9 employees	6	X	X	X
	Establishments with 10 to 19 employees	4	X	X	X
	Establishments with 20 to 49 employees	1	X	X	X
	Establishments with 50 to 99 employees	1	X	X	X
	Establishments with 100 to 249 employees	—	X	X	X
	Establishments with 250 to 499 employees	—	X	X	X
	Establishments with 500 to 999 employees	—	X	X	X
	Establishments with 1,000 employees or more	—	X	X	X
813920	Professional organizations				
	All establishments	33	216	2 137	9 038
	Establishments with 1 to 4 employees	21	X	X	X
	Establishments with 5 to 9 employees	6	X	X	X
	Establishments with 10 to 19 employees	4	X	X	X
	Establishments with 20 to 49 employees	1	X	X	X
	Establishments with 50 to 99 employees	1	X	X	X
	Establishments with 100 to 249 employees	—	X	X	X
	Establishments with 250 to 499 employees	—	X	X	X
	Establishments with 500 to 999 employees	—	X	X	X
	Establishments with 1,000 employees or more	—	X	X	X
81393	Labor Unions and Similar Labor Organizations				
	All establishments	49	384	4 009	17 740
	Establishments with 1 to 4 employees	20	X	X	X
	Establishments with 5 to 9 employees	13	X	X	X
	Establishments with 10 to 19 employees	12	X	X	X
	Establishments with 20 to 49 employees	4	X	X	X
	Establishments with 50 to 99 employees	—	X	X	X
	Establishments with 100 to 249 employees	—	X	X	X
	Establishments with 250 to 499 employees	—	X	X	X
	Establishments with 500 to 999 employees	—	X	X	X
	Establishments with 1,000 employees or more	—	X	X	X

See footnotes at end of table.

Table 5. Establishments, Employees, and Payroll by Industry and Employment Size of Establishments by County: 2004—Con.

[Excludes most government employees, railroad employees, and self-employed persons. Size class 1 to 4 employees includes establishments having payroll, but no employees, during mid-March pay period. For meaning of abbreviations and symbols, see introductory text. For explanation of terms, see Appendix A. For statement on reliability, see the note at the end of the table and Appendix C]

NAICS code	Geography, kind of business, and employment size class	Establishments (number)	Paid employees for pay period including March 12 (number)	First-quarter payroll (\$1,000)	Annual payroll (\$1,000)
81	ESSEX—Con.				
	Other services (except public administration)—Con.				
813	Religious, grantmaking, civic, professional, and similar organizations—Con.				
8139	Business, professional, labor, political, and similar organizations—Con.				
81393	Labor Unions and Similar Labor Organizations—Con.				
813930	Labor Unions and Similar Labor Organizations				
	All establishments	49	384	4 009	17 740
	Establishments with 1 to 4 employees	20	X	X	X
	Establishments with 5 to 9 employees	13	X	X	X
	Establishments with 10 to 19 employees	12	X	X	X
	Establishments with 20 to 49 employees	4	X	X	X
	Establishments with 50 to 99 employees	—	X	X	X
	Establishments with 100 to 249 employees	—	X	X	X
	Establishments with 250 to 499 employees	—	X	X	X
	Establishments with 500 to 999 employees	—	X	X	X
	Establishments with 1,000 employees or more	—	X	X	X
81399	Other similar organizations (except business, professional, labor, and political organizations)				
	All establishments	56	e	D	D
	Establishments with 1 to 4 employees	40	X	X	X
	Establishments with 5 to 9 employees	10	X	X	X
	Establishments with 10 to 19 employees	1	X	X	X
	Establishments with 20 to 49 employees	5	X	X	X
	Establishments with 50 to 99 employees	—	X	X	X
	Establishments with 100 to 249 employees	—	X	X	X
	Establishments with 250 to 499 employees	—	X	X	X
	Establishments with 500 to 999 employees	—	X	X	X
	Establishments with 1,000 employees or more	—	X	X	X
813990	Other similar organizations (except business, professional, labor, and political organizations)				
	All establishments	56	e	D	D
	Establishments with 1 to 4 employees	40	X	X	X
	Establishments with 5 to 9 employees	10	X	X	X
	Establishments with 10 to 19 employees	1	X	X	X
	Establishments with 20 to 49 employees	5	X	X	X
	Establishments with 50 to 99 employees	—	X	X	X
	Establishments with 100 to 249 employees	—	X	X	X
	Establishments with 250 to 499 employees	—	X	X	X
	Establishments with 500 to 999 employees	—	X	X	X
	Establishments with 1,000 employees or more	—	X	X	X
99	Industries not classified				
	All establishments	154	c	D	D
	Establishments with 1 to 4 employees	147	X	X	X
	Establishments with 5 to 9 employees	7	X	X	X
	Establishments with 10 to 19 employees	—	X	X	X
	Establishments with 20 to 49 employees	—	X	X	X
	Establishments with 50 to 99 employees	—	X	X	X
	Establishments with 100 to 249 employees	—	X	X	X
	Establishments with 250 to 499 employees	—	X	X	X
	Establishments with 500 to 999 employees	—	X	X	X
	Establishments with 1,000 employees or more	—	X	X	X
	GLOUCESTER				
	Total for all sectors				
	All establishments	5 946	85 784	672 022	2 891 044
	Establishments with 1 to 4 employees	3 168	X	X	X
	Establishments with 5 to 9 employees	1 067	X	X	X
	Establishments with 10 to 19 employees	806	X	X	X
	Establishments with 20 to 49 employees	551	X	X	X
	Establishments with 50 to 99 employees	199	X	X	X
	Establishments with 100 to 249 employees	121	X	X	X
	Establishments with 250 to 499 employees	27	X	X	X
	Establishments with 500 to 999 employees	6	X	X	X
	Establishments with 1,000 employees or more	1	X	X	X
11	Forestry, fishing & hunting, and agricultural support services (NAICS 113-115)				
	All establishments	6	a	D	D
	Establishments with 1 to 4 employees	5	X	X	X
	Establishments with 5 to 9 employees	1	X	X	X
	Establishments with 10 to 19 employees	—	X	X	X
	Establishments with 20 to 49 employees	—	X	X	X
	Establishments with 50 to 99 employees	—	X	X	X
	Establishments with 100 to 249 employees	—	X	X	X
	Establishments with 250 to 499 employees	—	X	X	X
	Establishments with 500 to 999 employees	—	X	X	X
	Establishments with 1,000 employees or more	—	X	X	X

See footnotes at end of table.

Table 5. Establishments, Employees, and Payroll by Industry and Employment Size of Establishments by County: 2004—Con.

[Excludes most government employees, railroad employees, and self-employed persons. Size class 1 to 4 employees includes establishments having payroll, but no employees, during mid-March pay period. For meaning of abbreviations and symbols, see introductory text. For explanation of terms, see Appendix A. For statement on reliability, see the note at the end of the table and Appendix C]

NAICS code	Geography, kind of business, and employment size class	Establishments (number)	Paid employees for pay period including March 12 (number)	First-quarter payroll (\$1,000)	Annual payroll (\$1,000)
	GLOUCESTER—Con.				
21	Mining				
	All establishments	5	b	D	D
	Establishments with 1 to 4 employees	2	X	X	X
	Establishments with 5 to 9 employees	2	X	X	X
	Establishments with 10 to 19 employees	1	X	X	X
	Establishments with 20 to 49 employees	—	X	X	X
	Establishments with 50 to 99 employees	—	X	X	X
	Establishments with 100 to 249 employees	—	X	X	X
	Establishments with 250 to 499 employees	—	X	X	X
	Establishments with 500 to 999 employees	—	X	X	X
	Establishments with 1,000 employees or more	—	X	X	X
22	Utilities				
	All establishments	8	c	D	D
	Establishments with 1 to 4 employees	3	X	X	X
	Establishments with 5 to 9 employees	3	X	X	X
	Establishments with 10 to 19 employees	—	X	X	X
	Establishments with 20 to 49 employees	—	X	X	X
	Establishments with 50 to 99 employees	2	X	X	X
	Establishments with 100 to 249 employees	—	X	X	X
	Establishments with 250 to 499 employees	—	X	X	X
	Establishments with 500 to 999 employees	—	X	X	X
	Establishments with 1,000 employees or more	—	X	X	X
221	Utilities				
	All establishments	8	c	D	D
	Establishments with 1 to 4 employees	3	X	X	X
	Establishments with 5 to 9 employees	3	X	X	X
	Establishments with 10 to 19 employees	—	X	X	X
	Establishments with 20 to 49 employees	—	X	X	X
	Establishments with 50 to 99 employees	2	X	X	X
	Establishments with 100 to 249 employees	—	X	X	X
	Establishments with 250 to 499 employees	—	X	X	X
	Establishments with 500 to 999 employees	—	X	X	X
	Establishments with 1,000 employees or more	—	X	X	X
2211	Electric power generation, transmission, and distribution				
	All establishments	6	c	D	D
	Establishments with 1 to 4 employees	3	X	X	X
	Establishments with 5 to 9 employees	2	X	X	X
	Establishments with 10 to 19 employees	—	X	X	X
	Establishments with 20 to 49 employees	—	X	X	X
	Establishments with 50 to 99 employees	1	X	X	X
	Establishments with 100 to 249 employees	—	X	X	X
	Establishments with 250 to 499 employees	—	X	X	X
	Establishments with 500 to 999 employees	—	X	X	X
	Establishments with 1,000 employees or more	—	X	X	X
23	Construction				
	All establishments	844	7 144	71 294	349 651
	Establishments with 1 to 4 employees	551	X	X	X
	Establishments with 5 to 9 employees	126	X	X	X
	Establishments with 10 to 19 employees	87	X	X	X
	Establishments with 20 to 49 employees	59	X	X	X
	Establishments with 50 to 99 employees	13	X	X	X
	Establishments with 100 to 249 employees	7	X	X	X
	Establishments with 250 to 499 employees	1	X	X	X
	Establishments with 500 to 999 employees	—	X	X	X
	Establishments with 1,000 employees or more	—	X	X	X
236	Construction of buildings				
	All establishments	214	1 178	10 538	52 106
	Establishments with 1 to 4 employees	148	X	X	X
	Establishments with 5 to 9 employees	28	X	X	X
	Establishments with 10 to 19 employees	24	X	X	X
	Establishments with 20 to 49 employees	12	X	X	X
	Establishments with 50 to 99 employees	2	X	X	X
	Establishments with 100 to 249 employees	—	X	X	X
	Establishments with 250 to 499 employees	—	X	X	X
	Establishments with 500 to 999 employees	—	X	X	X
	Establishments with 1,000 employees or more	—	X	X	X
2361	Residential building construction				
	All establishments	176	740	5 282	26 567
	Establishments with 1 to 4 employees	133	X	X	X
	Establishments with 5 to 9 employees	23	X	X	X
	Establishments with 10 to 19 employees	14	X	X	X
	Establishments with 20 to 49 employees	5	X	X	X
	Establishments with 50 to 99 employees	1	X	X	X
	Establishments with 100 to 249 employees	—	X	X	X
	Establishments with 250 to 499 employees	—	X	X	X
	Establishments with 500 to 999 employees	—	X	X	X
	Establishments with 1,000 employees or more	—	X	X	X

See footnotes at end of table.

Table 5. Establishments, Employees, and Payroll by Industry and Employment Size of Establishments by County: 2004—Con.

[Excludes most government employees, railroad employees, and self-employed persons. Size class 1 to 4 employees includes establishments having payroll, but no employees, during mid-March pay period. For meaning of abbreviations and symbols, see introductory text. For explanation of terms, see Appendix A. For statement on reliability, see the note at the end of the table and Appendix C]

NAICS code	Geography, kind of business, and employment size class	Establishments (number)	Paid employees for pay period including March 12 (number)	First-quarter payroll (\$1,000)	Annual payroll (\$1,000)
23	GLOUCESTER—Con.				
	Construction—Con.				
236	Construction of buildings—Con.				
2361	Residential building construction—Con.				
23611	Residential building construction				
	All establishments	176	740	5 282	26 567
	Establishments with 1 to 4 employees	133	X	X	X
	Establishments with 5 to 9 employees	23	X	X	X
	Establishments with 10 to 19 employees	14	X	X	X
	Establishments with 20 to 49 employees	5	X	X	X
	Establishments with 50 to 99 employees	1	X	X	X
	Establishments with 100 to 249 employees	—	X	X	X
	Establishments with 250 to 499 employees	—	X	X	X
	Establishments with 500 to 999 employees	—	X	X	X
	Establishments with 1,000 employees or more	—	X	X	X
236115	New single-family housing construction (except operative builders)				
	All establishments	81	378	2 685	12 977
	Establishments with 1 to 4 employees	56	X	X	X
	Establishments with 5 to 9 employees	14	X	X	X
	Establishments with 10 to 19 employees	9	X	X	X
	Establishments with 20 to 49 employees	1	X	X	X
	Establishments with 50 to 99 employees	1	X	X	X
	Establishments with 100 to 249 employees	—	X	X	X
	Establishments with 250 to 499 employees	—	X	X	X
	Establishments with 500 to 999 employees	—	X	X	X
	Establishments with 1,000 employees or more	—	X	X	X
236118	Residential remodelers				
	All establishments	85	286	1 828	9 618
	Establishments with 1 to 4 employees	73	X	X	X
	Establishments with 5 to 9 employees	5	X	X	X
	Establishments with 10 to 19 employees	4	X	X	X
	Establishments with 20 to 49 employees	3	X	X	X
	Establishments with 50 to 99 employees	—	X	X	X
	Establishments with 100 to 249 employees	—	X	X	X
	Establishments with 250 to 499 employees	—	X	X	X
	Establishments with 500 to 999 employees	—	X	X	X
	Establishments with 1,000 employees or more	—	X	X	X
2362	Nonresidential building construction				
	All establishments	38	438	5 256	25 539
	Establishments with 1 to 4 employees	15	X	X	X
	Establishments with 5 to 9 employees	5	X	X	X
	Establishments with 10 to 19 employees	10	X	X	X
	Establishments with 20 to 49 employees	7	X	X	X
	Establishments with 50 to 99 employees	1	X	X	X
	Establishments with 100 to 249 employees	—	X	X	X
	Establishments with 250 to 499 employees	—	X	X	X
	Establishments with 500 to 999 employees	—	X	X	X
	Establishments with 1,000 employees or more	—	X	X	X
23622	Commercial and institutional building construction				
	All establishments	36	e	D	D
	Establishments with 1 to 4 employees	15	X	X	X
	Establishments with 5 to 9 employees	5	X	X	X
	Establishments with 10 to 19 employees	10	X	X	X
	Establishments with 20 to 49 employees	5	X	X	X
	Establishments with 50 to 99 employees	1	X	X	X
	Establishments with 100 to 249 employees	—	X	X	X
	Establishments with 250 to 499 employees	—	X	X	X
	Establishments with 500 to 999 employees	—	X	X	X
	Establishments with 1,000 employees or more	—	X	X	X
236220	Commercial and institutional building construction				
	All establishments	36	e	D	D
	Establishments with 1 to 4 employees	15	X	X	X
	Establishments with 5 to 9 employees	5	X	X	X
	Establishments with 10 to 19 employees	10	X	X	X
	Establishments with 20 to 49 employees	5	X	X	X
	Establishments with 50 to 99 employees	1	X	X	X
	Establishments with 100 to 249 employees	—	X	X	X
	Establishments with 250 to 499 employees	—	X	X	X
	Establishments with 500 to 999 employees	—	X	X	X
	Establishments with 1,000 employees or more	—	X	X	X
237	Heavy and civil engineering construction				
	All establishments	37	532	5 608	26 400
	Establishments with 1 to 4 employees	17	X	X	X
	Establishments with 5 to 9 employees	7	X	X	X
	Establishments with 10 to 19 employees	3	X	X	X
	Establishments with 20 to 49 employees	9	X	X	X
	Establishments with 50 to 99 employees	—	X	X	X
	Establishments with 100 to 249 employees	1	X	X	X
	Establishments with 250 to 499 employees	—	X	X	X
	Establishments with 500 to 999 employees	—	X	X	X
	Establishments with 1,000 employees or more	—	X	X	X

See footnotes at end of table.

Table 5. Establishments, Employees, and Payroll by Industry and Employment Size of Establishments by County: 2004—Con.

[Excludes most government employees, railroad employees, and self-employed persons. Size class 1 to 4 employees includes establishments having payroll, but no employees, during mid-March pay period. For meaning of abbreviations and symbols, see introductory text. For explanation of terms, see Appendix A. For statement on reliability, see the note at the end of the table and Appendix C]

NAICS code	Geography, kind of business, and employment size class	Establishments (number)	Paid employees for pay period including March 12 (number)	First-quarter payroll (\$1,000)	Annual payroll (\$1,000)
23	GLOUCESTER—Con.				
	Construction—Con.				
237	Heavy and civil engineering construction—Con.				
2371	Utility system construction				
	All establishments	24	341	3 740	15 514
	Establishments with 1 to 4 employees	11	X	X	X
	Establishments with 5 to 9 employees	5	X	X	X
	Establishments with 10 to 19 employees	2	X	X	X
	Establishments with 20 to 49 employees	5	X	X	X
	Establishments with 50 to 99 employees	—	X	X	X
	Establishments with 100 to 249 employees	1	X	X	X
	Establishments with 250 to 499 employees	—	X	X	X
	Establishments with 500 to 999 employees	—	X	X	X
	Establishments with 1,000 employees or more	—	X	X	X
23711	Water and sewer line and related structures construction				
	All establishments	18	281	3 007	12 284
	Establishments with 1 to 4 employees	8	X	X	X
	Establishments with 5 to 9 employees	4	X	X	X
	Establishments with 10 to 19 employees	2	X	X	X
	Establishments with 20 to 49 employees	3	X	X	X
	Establishments with 50 to 99 employees	—	X	X	X
	Establishments with 100 to 249 employees	1	X	X	X
	Establishments with 250 to 499 employees	—	X	X	X
	Establishments with 500 to 999 employees	—	X	X	X
	Establishments with 1,000 employees or more	—	X	X	X
237110	Water and sewer line and related structures construction				
	All establishments	18	281	3 007	12 284
	Establishments with 1 to 4 employees	8	X	X	X
	Establishments with 5 to 9 employees	4	X	X	X
	Establishments with 10 to 19 employees	2	X	X	X
	Establishments with 20 to 49 employees	3	X	X	X
	Establishments with 50 to 99 employees	—	X	X	X
	Establishments with 100 to 249 employees	1	X	X	X
	Establishments with 250 to 499 employees	—	X	X	X
	Establishments with 500 to 999 employees	—	X	X	X
	Establishments with 1,000 employees or more	—	X	X	X
2379	Other heavy and civil engineering construction				
	All establishments	4	117	1 344	6 055
	Establishments with 1 to 4 employees	—	X	X	X
	Establishments with 5 to 9 employees	—	X	X	X
	Establishments with 10 to 19 employees	1	X	X	X
	Establishments with 20 to 49 employees	3	X	X	X
	Establishments with 50 to 99 employees	—	X	X	X
	Establishments with 100 to 249 employees	—	X	X	X
	Establishments with 250 to 499 employees	—	X	X	X
	Establishments with 500 to 999 employees	—	X	X	X
	Establishments with 1,000 employees or more	—	X	X	X
23799	Other heavy and civil engineering construction				
	All establishments	4	117	1 344	6 055
	Establishments with 1 to 4 employees	—	X	X	X
	Establishments with 5 to 9 employees	—	X	X	X
	Establishments with 10 to 19 employees	1	X	X	X
	Establishments with 20 to 49 employees	3	X	X	X
	Establishments with 50 to 99 employees	—	X	X	X
	Establishments with 100 to 249 employees	—	X	X	X
	Establishments with 250 to 499 employees	—	X	X	X
	Establishments with 500 to 999 employees	—	X	X	X
	Establishments with 1,000 employees or more	—	X	X	X
237990	Other heavy and civil engineering construction				
	All establishments	4	117	1 344	6 055
	Establishments with 1 to 4 employees	—	X	X	X
	Establishments with 5 to 9 employees	—	X	X	X
	Establishments with 10 to 19 employees	1	X	X	X
	Establishments with 20 to 49 employees	3	X	X	X
	Establishments with 50 to 99 employees	—	X	X	X
	Establishments with 100 to 249 employees	—	X	X	X
	Establishments with 250 to 499 employees	—	X	X	X
	Establishments with 500 to 999 employees	—	X	X	X
	Establishments with 1,000 employees or more	—	X	X	X
238	Specialty trade contractors				
	All establishments	593	5 434	55 148	271 145
	Establishments with 1 to 4 employees	386	X	X	X
	Establishments with 5 to 9 employees	91	X	X	X
	Establishments with 10 to 19 employees	60	X	X	X
	Establishments with 20 to 49 employees	38	X	X	X
	Establishments with 50 to 99 employees	11	X	X	X
	Establishments with 100 to 249 employees	6	X	X	X
	Establishments with 250 to 499 employees	1	X	X	X
	Establishments with 500 to 999 employees	—	X	X	X
	Establishments with 1,000 employees or more	—	X	X	X

See footnotes at end of table.

Table 5. Establishments, Employees, and Payroll by Industry and Employment Size of Establishments by County: 2004—Con.

[Excludes most government employees, railroad employees, and self-employed persons. Size class 1 to 4 employees includes establishments having payroll, but no employees, during mid-March pay period. For meaning of abbreviations and symbols, see introductory text. For explanation of terms, see Appendix A. For statement on reliability, see the note at the end of the table and Appendix C]

NAICS code	Geography, kind of business, and employment size class	Establishments (number)	Paid employees for pay period including March 12 (number)	First-quarter payroll (\$1,000)	Annual payroll (\$1,000)
	GLOUCESTER—Con.				
23	Construction—Con.				
238	Specialty trade contractors—Con.				
2381	Foundation, structure, and building exterior contractors				
	All establishments	152	2 261	19 642	103 217
	Establishments with 1 to 4 employees	101	X	X	X
	Establishments with 5 to 9 employees	19	X	X	X
	Establishments with 10 to 19 employees	14	X	X	X
	Establishments with 20 to 49 employees	9	X	X	X
	Establishments with 50 to 99 employees	3	X	X	X
	Establishments with 100 to 249 employees	5	X	X	X
	Establishments with 250 to 499 employees	1	X	X	X
	Establishments with 500 to 999 employees	—	X	X	X
	Establishments with 1,000 employees or more	—	X	X	X
23811	Poured concrete foundation and structure contractors				
	All establishments	39	892	6 587	32 213
	Establishments with 1 to 4 employees	24	X	X	X
	Establishments with 5 to 9 employees	6	X	X	X
	Establishments with 10 to 19 employees	2	X	X	X
	Establishments with 20 to 49 employees	3	X	X	X
	Establishments with 50 to 99 employees	1	X	X	X
	Establishments with 100 to 249 employees	3	X	X	X
	Establishments with 250 to 499 employees	—	X	X	X
	Establishments with 500 to 999 employees	—	X	X	X
	Establishments with 1,000 employees or more	—	X	X	X
238110	Poured concrete foundation and structure contractors				
	All establishments	39	892	6 587	32 213
	Establishments with 1 to 4 employees	24	X	X	X
	Establishments with 5 to 9 employees	6	X	X	X
	Establishments with 10 to 19 employees	2	X	X	X
	Establishments with 20 to 49 employees	3	X	X	X
	Establishments with 50 to 99 employees	1	X	X	X
	Establishments with 100 to 249 employees	3	X	X	X
	Establishments with 250 to 499 employees	—	X	X	X
	Establishments with 500 to 999 employees	—	X	X	X
	Establishments with 1,000 employees or more	—	X	X	X
23812	Structural steel and precast concrete contractors				
	All establishments	7	e	D	D
	Establishments with 1 to 4 employees	3	X	X	X
	Establishments with 5 to 9 employees	1	X	X	X
	Establishments with 10 to 19 employees	—	X	X	X
	Establishments with 20 to 49 employees	2	X	X	X
	Establishments with 50 to 99 employees	—	X	X	X
	Establishments with 100 to 249 employees	—	X	X	X
	Establishments with 250 to 499 employees	1	X	X	X
	Establishments with 500 to 999 employees	—	X	X	X
	Establishments with 1,000 employees or more	—	X	X	X
238120	Structural steel and precast concrete contractors				
	All establishments	7	e	D	D
	Establishments with 1 to 4 employees	3	X	X	X
	Establishments with 5 to 9 employees	1	X	X	X
	Establishments with 10 to 19 employees	—	X	X	X
	Establishments with 20 to 49 employees	2	X	X	X
	Establishments with 50 to 99 employees	—	X	X	X
	Establishments with 100 to 249 employees	—	X	X	X
	Establishments with 250 to 499 employees	1	X	X	X
	Establishments with 500 to 999 employees	—	X	X	X
	Establishments with 1,000 employees or more	—	X	X	X
23813	Framing contractors				
	All establishments	18	137	1 174	4 383
	Establishments with 1 to 4 employees	12	X	X	X
	Establishments with 5 to 9 employees	4	X	X	X
	Establishments with 10 to 19 employees	1	X	X	X
	Establishments with 20 to 49 employees	—	X	X	X
	Establishments with 50 to 99 employees	1	X	X	X
	Establishments with 100 to 249 employees	—	X	X	X
	Establishments with 250 to 499 employees	—	X	X	X
	Establishments with 500 to 999 employees	—	X	X	X
	Establishments with 1,000 employees or more	—	X	X	X
238130	Framing contractors				
	All establishments	18	137	1 174	4 383
	Establishments with 1 to 4 employees	12	X	X	X
	Establishments with 5 to 9 employees	4	X	X	X
	Establishments with 10 to 19 employees	1	X	X	X
	Establishments with 20 to 49 employees	—	X	X	X
	Establishments with 50 to 99 employees	1	X	X	X
	Establishments with 100 to 249 employees	—	X	X	X
	Establishments with 250 to 499 employees	—	X	X	X
	Establishments with 500 to 999 employees	—	X	X	X
	Establishments with 1,000 employees or more	—	X	X	X

See footnotes at end of table.

Table 5. Establishments, Employees, and Payroll by Industry and Employment Size of Establishments by County: 2004—Con.

[Excludes most government employees, railroad employees, and self-employed persons. Size class 1 to 4 employees includes establishments having payroll, but no employees, during mid-March pay period. For meaning of abbreviations and symbols, see introductory text. For explanation of terms, see Appendix A. For statement on reliability, see the note at the end of the table and Appendix C]

NAICS code	Geography, kind of business, and employment size class	Establishments (number)	Paid employees for pay period including March 12 (number)	First-quarter payroll (\$1,000)	Annual payroll (\$1,000)
23	GLOUCESTER—Con.				
	Construction—Con.				
238	Specialty trade contractors—Con.				
2381	Foundation, structure, and building exterior contractors—Con.				
23814	Masonry contractors				
	All establishments	39	333	2 007	10 351
	Establishments with 1 to 4 employees	28	X	X	X
	Establishments with 5 to 9 employees	6	X	X	X
	Establishments with 10 to 19 employees	2	X	X	X
	Establishments with 20 to 49 employees	2	X	X	X
	Establishments with 50 to 99 employees	—	X	X	X
	Establishments with 100 to 249 employees	1	X	X	X
	Establishments with 250 to 499 employees	—	X	X	X
	Establishments with 500 to 999 employees	—	X	X	X
	Establishments with 1,000 employees or more	—	X	X	X
238140	Masonry contractors				
	All establishments	39	333	2 007	10 351
	Establishments with 1 to 4 employees	28	X	X	X
	Establishments with 5 to 9 employees	6	X	X	X
	Establishments with 10 to 19 employees	2	X	X	X
	Establishments with 20 to 49 employees	2	X	X	X
	Establishments with 50 to 99 employees	—	X	X	X
	Establishments with 100 to 249 employees	1	X	X	X
	Establishments with 250 to 499 employees	—	X	X	X
	Establishments with 500 to 999 employees	—	X	X	X
	Establishments with 1,000 employees or more	—	X	X	X
23817	Siding contractors				
	All establishments	19	262	2 343	10 486
	Establishments with 1 to 4 employees	12	X	X	X
	Establishments with 5 to 9 employees	1	X	X	X
	Establishments with 10 to 19 employees	4	X	X	X
	Establishments with 20 to 49 employees	1	X	X	X
	Establishments with 50 to 99 employees	—	X	X	X
	Establishments with 100 to 249 employees	1	X	X	X
	Establishments with 250 to 499 employees	—	X	X	X
	Establishments with 500 to 999 employees	—	X	X	X
	Establishments with 1,000 employees or more	—	X	X	X
238170	Siding contractors				
	All establishments	19	262	2 343	10 486
	Establishments with 1 to 4 employees	12	X	X	X
	Establishments with 5 to 9 employees	1	X	X	X
	Establishments with 10 to 19 employees	4	X	X	X
	Establishments with 20 to 49 employees	1	X	X	X
	Establishments with 50 to 99 employees	—	X	X	X
	Establishments with 100 to 249 employees	1	X	X	X
	Establishments with 250 to 499 employees	—	X	X	X
	Establishments with 500 to 999 employees	—	X	X	X
	Establishments with 1,000 employees or more	—	X	X	X
23819	Other foundation, structure, and building exterior contractors				
	All establishments	9	130	894	4 530
	Establishments with 1 to 4 employees	5	X	X	X
	Establishments with 5 to 9 employees	—	X	X	X
	Establishments with 10 to 19 employees	2	X	X	X
	Establishments with 20 to 49 employees	1	X	X	X
	Establishments with 50 to 99 employees	1	X	X	X
	Establishments with 100 to 249 employees	—	X	X	X
	Establishments with 250 to 499 employees	—	X	X	X
	Establishments with 500 to 999 employees	—	X	X	X
	Establishments with 1,000 employees or more	—	X	X	X
238190	Other foundation, structure, and building exterior contractors				
	All establishments	9	130	894	4 530
	Establishments with 1 to 4 employees	5	X	X	X
	Establishments with 5 to 9 employees	—	X	X	X
	Establishments with 10 to 19 employees	2	X	X	X
	Establishments with 20 to 49 employees	1	X	X	X
	Establishments with 50 to 99 employees	1	X	X	X
	Establishments with 100 to 249 employees	—	X	X	X
	Establishments with 250 to 499 employees	—	X	X	X
	Establishments with 500 to 999 employees	—	X	X	X
	Establishments with 1,000 employees or more	—	X	X	X
2382	Building equipment contractors				
	All establishments	226	1 794	21 363	96 912
	Establishments with 1 to 4 employees	145	X	X	X
	Establishments with 5 to 9 employees	31	X	X	X
	Establishments with 10 to 19 employees	28	X	X	X
	Establishments with 20 to 49 employees	17	X	X	X
	Establishments with 50 to 99 employees	4	X	X	X
	Establishments with 100 to 249 employees	1	X	X	X
	Establishments with 250 to 499 employees	—	X	X	X
	Establishments with 500 to 999 employees	—	X	X	X
	Establishments with 1,000 employees or more	—	X	X	X

See footnotes at end of table.

Table 5. Establishments, Employees, and Payroll by Industry and Employment Size of Establishments by County: 2004—Con.

[Excludes most government employees, railroad employees, and self-employed persons. Size class 1 to 4 employees includes establishments having payroll, but no employees, during mid-March pay period. For meaning of abbreviations and symbols, see introductory text. For explanation of terms, see Appendix A. For statement on reliability, see the note at the end of the table and Appendix C]

NAICS code	Geography, kind of business, and employment size class	Establishments (number)	Paid employees for pay period including March 12 (number)	First-quarter payroll (\$1,000)	Annual payroll (\$1,000)
23	GLOUCESTER—Con.				
	Construction—Con.				
238	Specialty trade contractors—Con.				
2382	Building equipment contractors—Con.				
23821	Electrical Contractors				
	All establishments	91	714	8 183	38 975
	Establishments with 1 to 4 employees	55	X	X	X
	Establishments with 5 to 9 employees	14	X	X	X
	Establishments with 10 to 19 employees	14	X	X	X
	Establishments with 20 to 49 employees	7	X	X	X
	Establishments with 50 to 99 employees	—	X	X	X
	Establishments with 100 to 249 employees	1	X	X	X
	Establishments with 250 to 499 employees	—	X	X	X
	Establishments with 500 to 999 employees	—	X	X	X
	Establishments with 1,000 employees or more	—	X	X	X
238210	Electrical Contractors				
	All establishments	91	714	8 183	38 975
	Establishments with 1 to 4 employees	55	X	X	X
	Establishments with 5 to 9 employees	14	X	X	X
	Establishments with 10 to 19 employees	14	X	X	X
	Establishments with 20 to 49 employees	7	X	X	X
	Establishments with 50 to 99 employees	—	X	X	X
	Establishments with 100 to 249 employees	1	X	X	X
	Establishments with 250 to 499 employees	—	X	X	X
	Establishments with 500 to 999 employees	—	X	X	X
	Establishments with 1,000 employees or more	—	X	X	X
23822	Plumbing, heating, and air-conditioning contractors				
	All establishments	125	929	11 249	50 594
	Establishments with 1 to 4 employees	86	X	X	X
	Establishments with 5 to 9 employees	14	X	X	X
	Establishments with 10 to 19 employees	14	X	X	X
	Establishments with 20 to 49 employees	8	X	X	X
	Establishments with 50 to 99 employees	3	X	X	X
	Establishments with 100 to 249 employees	—	X	X	X
	Establishments with 250 to 499 employees	—	X	X	X
	Establishments with 500 to 999 employees	—	X	X	X
	Establishments with 1,000 employees or more	—	X	X	X
238220	Plumbing, heating, and air-conditioning contractors				
	All establishments	125	929	11 249	50 594
	Establishments with 1 to 4 employees	86	X	X	X
	Establishments with 5 to 9 employees	14	X	X	X
	Establishments with 10 to 19 employees	14	X	X	X
	Establishments with 20 to 49 employees	8	X	X	X
	Establishments with 50 to 99 employees	3	X	X	X
	Establishments with 100 to 249 employees	—	X	X	X
	Establishments with 250 to 499 employees	—	X	X	X
	Establishments with 500 to 999 employees	—	X	X	X
	Establishments with 1,000 employees or more	—	X	X	X
23829	Other building equipment contractors				
	All establishments	10	151	1 931	7 343
	Establishments with 1 to 4 employees	4	X	X	X
	Establishments with 5 to 9 employees	3	X	X	X
	Establishments with 10 to 19 employees	—	X	X	X
	Establishments with 20 to 49 employees	2	X	X	X
	Establishments with 50 to 99 employees	1	X	X	X
	Establishments with 100 to 249 employees	—	X	X	X
	Establishments with 250 to 499 employees	—	X	X	X
	Establishments with 500 to 999 employees	—	X	X	X
	Establishments with 1,000 employees or more	—	X	X	X
238290	Other building equipment contractors				
	All establishments	10	151	1 931	7 343
	Establishments with 1 to 4 employees	4	X	X	X
	Establishments with 5 to 9 employees	3	X	X	X
	Establishments with 10 to 19 employees	—	X	X	X
	Establishments with 20 to 49 employees	2	X	X	X
	Establishments with 50 to 99 employees	1	X	X	X
	Establishments with 100 to 249 employees	—	X	X	X
	Establishments with 250 to 499 employees	—	X	X	X
	Establishments with 500 to 999 employees	—	X	X	X
	Establishments with 1,000 employees or more	—	X	X	X
2383	Building finishing contractors				
	All establishments	137	907	8 051	37 893
	Establishments with 1 to 4 employees	88	X	X	X
	Establishments with 5 to 9 employees	27	X	X	X
	Establishments with 10 to 19 employees	10	X	X	X
	Establishments with 20 to 49 employees	10	X	X	X
	Establishments with 50 to 99 employees	2	X	X	X
	Establishments with 100 to 249 employees	—	X	X	X
	Establishments with 250 to 499 employees	—	X	X	X
	Establishments with 500 to 999 employees	—	X	X	X
	Establishments with 1,000 employees or more	—	X	X	X

See footnotes at end of table.

Table 5. Establishments, Employees, and Payroll by Industry and Employment Size of Establishments by County: 2004—Con.

[Excludes most government employees, railroad employees, and self-employed persons. Size class 1 to 4 employees includes establishments having payroll, but no employees, during mid-March pay period. For meaning of abbreviations and symbols, see introductory text. For explanation of terms, see Appendix A. For statement on reliability, see the note at the end of the table and Appendix C]

NAICS code	Geography, kind of business, and employment size class	Establishments (number)	Paid employees for pay period including March 12 (number)	First-quarter payroll (\$1,000)	Annual payroll (\$1,000)
23	GLOUCESTER—Con.				
	Construction—Con.				
238	Specialty trade contractors—Con.				
2383	Building finishing contractors—Con.				
23831	Drywall and insulation contractors				
	All establishments	24	297	3 039	14 196
	Establishments with 1 to 4 employees	10	X	X	X
	Establishments with 5 to 9 employees	4	X	X	X
	Establishments with 10 to 19 employees	6	X	X	X
	Establishments with 20 to 49 employees	3	X	X	X
	Establishments with 50 to 99 employees	1	X	X	X
	Establishments with 100 to 249 employees	—	X	X	X
	Establishments with 250 to 499 employees	—	X	X	X
	Establishments with 500 to 999 employees	—	X	X	X
	Establishments with 1,000 employees or more	—	X	X	X
238310	Drywall and insulation contractors				
	All establishments	24	297	3 039	14 196
	Establishments with 1 to 4 employees	10	X	X	X
	Establishments with 5 to 9 employees	4	X	X	X
	Establishments with 10 to 19 employees	6	X	X	X
	Establishments with 20 to 49 employees	3	X	X	X
	Establishments with 50 to 99 employees	1	X	X	X
	Establishments with 100 to 249 employees	—	X	X	X
	Establishments with 250 to 499 employees	—	X	X	X
	Establishments with 500 to 999 employees	—	X	X	X
	Establishments with 1,000 employees or more	—	X	X	X
23832	Painting and wall covering contractors				
	All establishments	44	263	1 785	9 432
	Establishments with 1 to 4 employees	31	X	X	X
	Establishments with 5 to 9 employees	8	X	X	X
	Establishments with 10 to 19 employees	—	X	X	X
	Establishments with 20 to 49 employees	5	X	X	X
	Establishments with 50 to 99 employees	—	X	X	X
	Establishments with 100 to 249 employees	—	X	X	X
	Establishments with 250 to 499 employees	—	X	X	X
	Establishments with 500 to 999 employees	—	X	X	X
	Establishments with 1,000 employees or more	—	X	X	X
238320	Painting and wall covering contractors				
	All establishments	44	263	1 785	9 432
	Establishments with 1 to 4 employees	31	X	X	X
	Establishments with 5 to 9 employees	8	X	X	X
	Establishments with 10 to 19 employees	—	X	X	X
	Establishments with 20 to 49 employees	5	X	X	X
	Establishments with 50 to 99 employees	—	X	X	X
	Establishments with 100 to 249 employees	—	X	X	X
	Establishments with 250 to 499 employees	—	X	X	X
	Establishments with 500 to 999 employees	—	X	X	X
	Establishments with 1,000 employees or more	—	X	X	X
23835	Finish carpentry contractors				
	All establishments	31	147	1 530	6 654
	Establishments with 1 to 4 employees	22	X	X	X
	Establishments with 5 to 9 employees	8	X	X	X
	Establishments with 10 to 19 employees	—	X	X	X
	Establishments with 20 to 49 employees	—	X	X	X
	Establishments with 50 to 99 employees	1	X	X	X
	Establishments with 100 to 249 employees	—	X	X	X
	Establishments with 250 to 499 employees	—	X	X	X
	Establishments with 500 to 999 employees	—	X	X	X
	Establishments with 1,000 employees or more	—	X	X	X
238350	Finish carpentry contractors				
	All establishments	31	147	1 530	6 654
	Establishments with 1 to 4 employees	22	X	X	X
	Establishments with 5 to 9 employees	8	X	X	X
	Establishments with 10 to 19 employees	—	X	X	X
	Establishments with 20 to 49 employees	—	X	X	X
	Establishments with 50 to 99 employees	1	X	X	X
	Establishments with 100 to 249 employees	—	X	X	X
	Establishments with 250 to 499 employees	—	X	X	X
	Establishments with 500 to 999 employees	—	X	X	X
	Establishments with 1,000 employees or more	—	X	X	X
2389	Other specialty trade contractors				
	All establishments	78	472	6 092	33 123
	Establishments with 1 to 4 employees	52	X	X	X
	Establishments with 5 to 9 employees	14	X	X	X
	Establishments with 10 to 19 employees	8	X	X	X
	Establishments with 20 to 49 employees	2	X	X	X
	Establishments with 50 to 99 employees	2	X	X	X
	Establishments with 100 to 249 employees	—	X	X	X
	Establishments with 250 to 499 employees	—	X	X	X
	Establishments with 500 to 999 employees	—	X	X	X
	Establishments with 1,000 employees or more	—	X	X	X

See footnotes at end of table.

Table 5. Establishments, Employees, and Payroll by Industry and Employment Size of Establishments by County: 2004—Con.

[Excludes most government employees, railroad employees, and self-employed persons. Size class 1 to 4 employees includes establishments having payroll, but no employees, during mid-March pay period. For meaning of abbreviations and symbols, see introductory text. For explanation of terms, see Appendix A. For statement on reliability, see the note at the end of the table and Appendix C]

NAICS code	Geography, kind of business, and employment size class	Establishments (number)	Paid employees for pay period including March 12 (number)	First-quarter payroll (\$1,000)	Annual payroll (\$1,000)
23	GLOUCESTER—Con.				
	Construction—Con.				
238	Specialty trade contractors—Con.				
2389	Other specialty trade contractors—Con.				
23891	Site preparation contractors				
	All establishments	39	318	5 277	27 214
	Establishments with 1 to 4 employees	27	X	X	X
	Establishments with 5 to 9 employees	5	X	X	X
	Establishments with 10 to 19 employees	3	X	X	X
	Establishments with 20 to 49 employees	2	X	X	X
	Establishments with 50 to 99 employees	2	X	X	X
	Establishments with 100 to 249 employees	—	X	X	X
	Establishments with 250 to 499 employees	—	X	X	X
	Establishments with 500 to 999 employees	—	X	X	X
	Establishments with 1,000 employees or more	—	X	X	X
238910	Site preparation contractors				
	All establishments	39	318	5 277	27 214
	Establishments with 1 to 4 employees	27	X	X	X
	Establishments with 5 to 9 employees	5	X	X	X
	Establishments with 10 to 19 employees	3	X	X	X
	Establishments with 20 to 49 employees	2	X	X	X
	Establishments with 50 to 99 employees	2	X	X	X
	Establishments with 100 to 249 employees	—	X	X	X
	Establishments with 250 to 499 employees	—	X	X	X
	Establishments with 500 to 999 employees	—	X	X	X
	Establishments with 1,000 employees or more	—	X	X	X
23899	All other specialty trade contractors				
	All establishments	39	154	815	5 909
	Establishments with 1 to 4 employees	25	X	X	X
	Establishments with 5 to 9 employees	9	X	X	X
	Establishments with 10 to 19 employees	5	X	X	X
	Establishments with 20 to 49 employees	—	X	X	X
	Establishments with 50 to 99 employees	—	X	X	X
	Establishments with 100 to 249 employees	—	X	X	X
	Establishments with 250 to 499 employees	—	X	X	X
	Establishments with 500 to 999 employees	—	X	X	X
	Establishments with 1,000 employees or more	—	X	X	X
238990	All other specialty trade contractors				
	All establishments	39	154	815	5 909
	Establishments with 1 to 4 employees	25	X	X	X
	Establishments with 5 to 9 employees	9	X	X	X
	Establishments with 10 to 19 employees	5	X	X	X
	Establishments with 20 to 49 employees	—	X	X	X
	Establishments with 50 to 99 employees	—	X	X	X
	Establishments with 100 to 249 employees	—	X	X	X
	Establishments with 250 to 499 employees	—	X	X	X
	Establishments with 500 to 999 employees	—	X	X	X
	Establishments with 1,000 employees or more	—	X	X	X
31-33	Manufacturing				
	All establishments	270	11 053	159 640	604 383
	Establishments with 1 to 4 employees	87	X	X	X
	Establishments with 5 to 9 employees	37	X	X	X
	Establishments with 10 to 19 employees	42	X	X	X
	Establishments with 20 to 49 employees	43	X	X	X
	Establishments with 50 to 99 employees	28	X	X	X
	Establishments with 100 to 249 employees	24	X	X	X
	Establishments with 250 to 499 employees	7	X	X	X
	Establishments with 500 to 999 employees	2	X	X	X
	Establishments with 1,000 employees or more	—	X	X	X
311	Food manufacturing				
	All establishments	29	1 689	14 041	59 270
	Establishments with 1 to 4 employees	4	X	X	X
	Establishments with 5 to 9 employees	5	X	X	X
	Establishments with 10 to 19 employees	5	X	X	X
	Establishments with 20 to 49 employees	5	X	X	X
	Establishments with 50 to 99 employees	4	X	X	X
	Establishments with 100 to 249 employees	4	X	X	X
	Establishments with 250 to 499 employees	2	X	X	X
	Establishments with 500 to 999 employees	—	X	X	X
	Establishments with 1,000 employees or more	—	X	X	X
3113	Sugar and confectionery product manufacturing				
	All establishments	6	c	D	D
	Establishments with 1 to 4 employees	1	X	X	X
	Establishments with 5 to 9 employees	1	X	X	X
	Establishments with 10 to 19 employees	1	X	X	X
	Establishments with 20 to 49 employees	1	X	X	X
	Establishments with 50 to 99 employees	2	X	X	X
	Establishments with 100 to 249 employees	—	X	X	X
	Establishments with 250 to 499 employees	—	X	X	X
	Establishments with 500 to 999 employees	—	X	X	X
	Establishments with 1,000 employees or more	—	X	X	X

See footnotes at end of table.

Table 5. Establishments, Employees, and Payroll by Industry and Employment Size of Establishments by County: 2004—Con.

[Excludes most government employees, railroad employees, and self-employed persons. Size class 1 to 4 employees includes establishments having payroll, but no employees, during mid-March pay period. For meaning of abbreviations and symbols, see introductory text. For explanation of terms, see Appendix A. For statement on reliability, see the note at the end of the table and Appendix C]

NAICS code	Geography, kind of business, and employment size class	Establishments (number)	Paid employees for pay period including March 12 (number)	First-quarter payroll (\$1,000)	Annual payroll (\$1,000)
GLOUCESTER—Con.					
31-33	Manufacturing—Con.				
311	Food manufacturing—Con.				
3113	Sugar and confectionery product manufacturing—Con.				
31132	Chocolate and confectionery manufacturing from cacao beans				
	All establishments	4	169	1 682	7 560
	Establishments with 1 to 4 employees	—	X	X	X
	Establishments with 5 to 9 employees	—	X	X	X
	Establishments with 10 to 19 employees	1	X	X	X
	Establishments with 20 to 49 employees	1	X	X	X
	Establishments with 50 to 99 employees	2	X	X	X
	Establishments with 100 to 249 employees	—	X	X	X
	Establishments with 250 to 499 employees	—	X	X	X
	Establishments with 500 to 999 employees	—	X	X	X
	Establishments with 1,000 employees or more	—	X	X	X
311320	Chocolate and confectionery manufacturing from cacao beans				
	All establishments	4	169	1 682	7 560
	Establishments with 1 to 4 employees	—	X	X	X
	Establishments with 5 to 9 employees	—	X	X	X
	Establishments with 10 to 19 employees	1	X	X	X
	Establishments with 20 to 49 employees	1	X	X	X
	Establishments with 50 to 99 employees	2	X	X	X
	Establishments with 100 to 249 employees	—	X	X	X
	Establishments with 250 to 499 employees	—	X	X	X
	Establishments with 500 to 999 employees	—	X	X	X
	Establishments with 1,000 employees or more	—	X	X	X
3116	Animal slaughtering and processing				
	All establishments	5	372	2 398	10 486
	Establishments with 1 to 4 employees	—	X	X	X
	Establishments with 5 to 9 employees	—	X	X	X
	Establishments with 10 to 19 employees	2	X	X	X
	Establishments with 20 to 49 employees	2	X	X	X
	Establishments with 50 to 99 employees	—	X	X	X
	Establishments with 100 to 249 employees	—	X	X	X
	Establishments with 250 to 499 employees	1	X	X	X
	Establishments with 500 to 999 employees	—	X	X	X
	Establishments with 1,000 employees or more	—	X	X	X
31161	Animal slaughtering and processing				
	All establishments	5	372	2 398	10 486
	Establishments with 1 to 4 employees	—	X	X	X
	Establishments with 5 to 9 employees	—	X	X	X
	Establishments with 10 to 19 employees	2	X	X	X
	Establishments with 20 to 49 employees	2	X	X	X
	Establishments with 50 to 99 employees	—	X	X	X
	Establishments with 100 to 249 employees	—	X	X	X
	Establishments with 250 to 499 employees	1	X	X	X
	Establishments with 500 to 999 employees	—	X	X	X
	Establishments with 1,000 employees or more	—	X	X	X
311615	Poultry processing				
	All establishments	2	e	D	D
	Establishments with 1 to 4 employees	—	X	X	X
	Establishments with 5 to 9 employees	—	X	X	X
	Establishments with 10 to 19 employees	1	X	X	X
	Establishments with 20 to 49 employees	—	X	X	X
	Establishments with 50 to 99 employees	—	X	X	X
	Establishments with 100 to 249 employees	—	X	X	X
	Establishments with 250 to 499 employees	1	X	X	X
	Establishments with 500 to 999 employees	—	X	X	X
	Establishments with 1,000 employees or more	—	X	X	X
3118	Bakeries and tortilla manufacturing				
	All establishments	9	637	4 659	18 392
	Establishments with 1 to 4 employees	1	X	X	X
	Establishments with 5 to 9 employees	2	X	X	X
	Establishments with 10 to 19 employees	1	X	X	X
	Establishments with 20 to 49 employees	1	X	X	X
	Establishments with 50 to 99 employees	1	X	X	X
	Establishments with 100 to 249 employees	3	X	X	X
	Establishments with 250 to 499 employees	—	X	X	X
	Establishments with 500 to 999 employees	—	X	X	X
	Establishments with 1,000 employees or more	—	X	X	X
31181	Bread and bakery product manufacturing				
	All establishments	8	f	D	D
	Establishments with 1 to 4 employees	1	X	X	X
	Establishments with 5 to 9 employees	2	X	X	X
	Establishments with 10 to 19 employees	1	X	X	X
	Establishments with 20 to 49 employees	1	X	X	X
	Establishments with 50 to 99 employees	1	X	X	X
	Establishments with 100 to 249 employees	2	X	X	X
	Establishments with 250 to 499 employees	—	X	X	X
	Establishments with 500 to 999 employees	—	X	X	X
	Establishments with 1,000 employees or more	—	X	X	X

See footnotes at end of table.

Table 5. Establishments, Employees, and Payroll by Industry and Employment Size of Establishments by County: 2004—Con.

[Excludes most government employees, railroad employees, and self-employed persons. Size class 1 to 4 employees includes establishments having payroll, but no employees, during mid-March pay period. For meaning of abbreviations and symbols, see introductory text. For explanation of terms, see Appendix A. For statement on reliability, see the note at the end of the table and Appendix C]

NAICS code	Geography, kind of business, and employment size class	Establishments (number)	Paid employees for pay period including March 12 (number)	First-quarter payroll (\$1,000)	Annual payroll (\$1,000)
	GLOUCESTER—Con.				
31-33	Manufacturing—Con.				
311	Food manufacturing—Con.				
3118	Bakeries and tortilla manufacturing—Con.				
31181	Bread and bakery product manufacturing—Con.				
311811	Retail bakeries				
	All establishments	7	e	D	D
	Establishments with 1 to 4 employees	1	X	X	X
	Establishments with 5 to 9 employees	2	X	X	X
	Establishments with 10 to 19 employees	1	X	X	X
	Establishments with 20 to 49 employees	1	X	X	X
	Establishments with 50 to 99 employees	1	X	X	X
	Establishments with 100 to 249 employees	1	X	X	X
	Establishments with 250 to 499 employees	—	X	X	X
	Establishments with 500 to 999 employees	—	X	X	X
	Establishments with 1,000 employees or more	—	X	X	X
311812	Commercial bakeries				
	All establishments	1	c	D	D
	Establishments with 1 to 4 employees	—	X	X	X
	Establishments with 5 to 9 employees	—	X	X	X
	Establishments with 10 to 19 employees	—	X	X	X
	Establishments with 20 to 49 employees	—	X	X	X
	Establishments with 50 to 99 employees	—	X	X	X
	Establishments with 100 to 249 employees	1	X	X	X
	Establishments with 250 to 499 employees	—	X	X	X
	Establishments with 500 to 999 employees	—	X	X	X
	Establishments with 1,000 employees or more	—	X	X	X
31182	Cookie, cracker, and pasta manufacturing				
	All establishments	1	c	D	D
	Establishments with 1 to 4 employees	—	X	X	X
	Establishments with 5 to 9 employees	—	X	X	X
	Establishments with 10 to 19 employees	—	X	X	X
	Establishments with 20 to 49 employees	—	X	X	X
	Establishments with 50 to 99 employees	—	X	X	X
	Establishments with 100 to 249 employees	1	X	X	X
	Establishments with 250 to 499 employees	—	X	X	X
	Establishments with 500 to 999 employees	—	X	X	X
	Establishments with 1,000 employees or more	—	X	X	X
311822	Flour mixes and dough manufacturing from purchased flour				
	All establishments	1	c	D	D
	Establishments with 1 to 4 employees	—	X	X	X
	Establishments with 5 to 9 employees	—	X	X	X
	Establishments with 10 to 19 employees	—	X	X	X
	Establishments with 20 to 49 employees	—	X	X	X
	Establishments with 50 to 99 employees	—	X	X	X
	Establishments with 100 to 249 employees	1	X	X	X
	Establishments with 250 to 499 employees	—	X	X	X
	Establishments with 500 to 999 employees	—	X	X	X
	Establishments with 1,000 employees or more	—	X	X	X
3119	Other food manufacturing				
	All establishments	5	421	3 987	16 516
	Establishments with 1 to 4 employees	—	X	X	X
	Establishments with 5 to 9 employees	2	X	X	X
	Establishments with 10 to 19 employees	—	X	X	X
	Establishments with 20 to 49 employees	1	X	X	X
	Establishments with 50 to 99 employees	—	X	X	X
	Establishments with 100 to 249 employees	1	X	X	X
	Establishments with 250 to 499 employees	1	X	X	X
	Establishments with 500 to 999 employees	—	X	X	X
	Establishments with 1,000 employees or more	—	X	X	X
31199	All other food manufacturing				
	All establishments	3	e	D	D
	Establishments with 1 to 4 employees	—	X	X	X
	Establishments with 5 to 9 employees	1	X	X	X
	Establishments with 10 to 19 employees	—	X	X	X
	Establishments with 20 to 49 employees	—	X	X	X
	Establishments with 50 to 99 employees	—	X	X	X
	Establishments with 100 to 249 employees	1	X	X	X
	Establishments with 250 to 499 employees	1	X	X	X
	Establishments with 500 to 999 employees	—	X	X	X
	Establishments with 1,000 employees or more	—	X	X	X
311991	Perishable prepared food manufacturing				
	All establishments	2	c	D	D
	Establishments with 1 to 4 employees	—	X	X	X
	Establishments with 5 to 9 employees	1	X	X	X
	Establishments with 10 to 19 employees	—	X	X	X
	Establishments with 20 to 49 employees	—	X	X	X
	Establishments with 50 to 99 employees	—	X	X	X
	Establishments with 100 to 249 employees	1	X	X	X
	Establishments with 250 to 499 employees	—	X	X	X
	Establishments with 500 to 999 employees	—	X	X	X

See footnotes at end of table.

Table 5. Establishments, Employees, and Payroll by Industry and Employment Size of Establishments by County: 2004—Con.

[Excludes most government employees, railroad employees, and self-employed persons. Size class 1 to 4 employees includes establishments having payroll, but no employees, during mid-March pay period. For meaning of abbreviations and symbols, see introductory text. For explanation of terms, see Appendix A. For statement on reliability, see the note at the end of the table and Appendix C]

NAICS code	Geography, kind of business, and employment size class	Establishments (number)	Paid employees for pay period including March 12 (number)	First-quarter payroll (\$1,000)	Annual payroll (\$1,000)
	GLOUCESTER—Con.				
31-33	Manufacturing—Con.				
311	Food manufacturing—Con.				
3119	Other food manufacturing—Con.				
31199	All other food manufacturing—Con.				
311991	Perishable prepared food manufacturing—Con.				
	All establishments—Con.				
	Establishments with 1,000 employees or more	—	X	X	X
311999	All other miscellaneous food manufacturing				
	All establishments	1	e	D	D
	Establishments with 1 to 4 employees	—	X	X	X
	Establishments with 5 to 9 employees	—	X	X	X
	Establishments with 10 to 19 employees	—	X	X	X
	Establishments with 20 to 49 employees	—	X	X	X
	Establishments with 50 to 99 employees	—	X	X	X
	Establishments with 100 to 249 employees	—	X	X	X
	Establishments with 250 to 499 employees	1	X	X	X
	Establishments with 500 to 999 employees	—	X	X	X
	Establishments with 1,000 employees or more	—	X	X	X
315	Apparel manufacturing				
	All establishments	7	241	1 146	6 416
	Establishments with 1 to 4 employees	2	X	X	X
	Establishments with 5 to 9 employees	2	X	X	X
	Establishments with 10 to 19 employees	—	X	X	X
	Establishments with 20 to 49 employees	1	X	X	X
	Establishments with 50 to 99 employees	1	X	X	X
	Establishments with 100 to 249 employees	1	X	X	X
	Establishments with 250 to 499 employees	—	X	X	X
	Establishments with 500 to 999 employees	—	X	X	X
	Establishments with 1,000 employees or more	—	X	X	X
3151	Apparel knitting mills				
	All establishments	1	c	D	D
	Establishments with 1 to 4 employees	—	X	X	X
	Establishments with 5 to 9 employees	—	X	X	X
	Establishments with 10 to 19 employees	—	X	X	X
	Establishments with 20 to 49 employees	—	X	X	X
	Establishments with 50 to 99 employees	—	X	X	X
	Establishments with 100 to 249 employees	1	X	X	X
	Establishments with 250 to 499 employees	—	X	X	X
	Establishments with 500 to 999 employees	—	X	X	X
	Establishments with 1,000 employees or more	—	X	X	X
31519	Other apparel knitting mills				
	All establishments	1	c	D	D
	Establishments with 1 to 4 employees	—	X	X	X
	Establishments with 5 to 9 employees	—	X	X	X
	Establishments with 10 to 19 employees	—	X	X	X
	Establishments with 20 to 49 employees	—	X	X	X
	Establishments with 50 to 99 employees	—	X	X	X
	Establishments with 100 to 249 employees	1	X	X	X
	Establishments with 250 to 499 employees	—	X	X	X
	Establishments with 500 to 999 employees	—	X	X	X
	Establishments with 1,000 employees or more	—	X	X	X
315191	Outerwear knitting mills				
	All establishments	1	c	D	D
	Establishments with 1 to 4 employees	—	X	X	X
	Establishments with 5 to 9 employees	—	X	X	X
	Establishments with 10 to 19 employees	—	X	X	X
	Establishments with 20 to 49 employees	—	X	X	X
	Establishments with 50 to 99 employees	—	X	X	X
	Establishments with 100 to 249 employees	1	X	X	X
	Establishments with 250 to 499 employees	—	X	X	X
	Establishments with 500 to 999 employees	—	X	X	X
	Establishments with 1,000 employees or more	—	X	X	X
3152	Cut and sew apparel manufacturing				
	All establishments	4	c	D	D
	Establishments with 1 to 4 employees	2	X	X	X
	Establishments with 5 to 9 employees	1	X	X	X
	Establishments with 10 to 19 employees	—	X	X	X
	Establishments with 20 to 49 employees	—	X	X	X
	Establishments with 50 to 99 employees	1	X	X	X
	Establishments with 100 to 249 employees	—	X	X	X
	Establishments with 250 to 499 employees	—	X	X	X
	Establishments with 500 to 999 employees	—	X	X	X
	Establishments with 1,000 employees or more	—	X	X	X

See footnotes at end of table.

Table 5. Establishments, Employees, and Payroll by Industry and Employment Size of Establishments by County: 2004—Con.

[Excludes most government employees, railroad employees, and self-employed persons. Size class 1 to 4 employees includes establishments having payroll, but no employees, during mid-March pay period. For meaning of abbreviations and symbols, see introductory text. For explanation of terms, see Appendix A. For statement on reliability, see the note at the end of the table and Appendix C]

NAICS code	Geography, kind of business, and employment size class	Establishments (number)	Paid employees for pay period including March 12 (number)	First-quarter payroll (\$1,000)	Annual payroll (\$1,000)
	GLOUCESTER—Con.				
31-33	Manufacturing—Con.				
321	Wood product manufacturing				
	All establishments	4	273	2 199	9 749
	Establishments with 1 to 4 employees	—	X	X	X
	Establishments with 5 to 9 employees	—	X	X	X
	Establishments with 10 to 19 employees	1	X	X	X
	Establishments with 20 to 49 employees	1	X	X	X
	Establishments with 50 to 99 employees	—	X	X	X
	Establishments with 100 to 249 employees	2	X	X	X
	Establishments with 250 to 499 employees	—	X	X	X
	Establishments with 500 to 999 employees	—	X	X	X
	Establishments with 1,000 employees or more	—	X	X	X
3212	Veneer, plywood, and engineered wood product manufacturing				
	All establishments	1	c	D	D
	Establishments with 1 to 4 employees	—	X	X	X
	Establishments with 5 to 9 employees	—	X	X	X
	Establishments with 10 to 19 employees	—	X	X	X
	Establishments with 20 to 49 employees	—	X	X	X
	Establishments with 50 to 99 employees	—	X	X	X
	Establishments with 100 to 249 employees	1	X	X	X
	Establishments with 250 to 499 employees	—	X	X	X
	Establishments with 500 to 999 employees	—	X	X	X
	Establishments with 1,000 employees or more	—	X	X	X
32121	Veneer, plywood, and engineered wood product manufacturing				
	All establishments	1	c	D	D
	Establishments with 1 to 4 employees	—	X	X	X
	Establishments with 5 to 9 employees	—	X	X	X
	Establishments with 10 to 19 employees	—	X	X	X
	Establishments with 20 to 49 employees	—	X	X	X
	Establishments with 50 to 99 employees	—	X	X	X
	Establishments with 100 to 249 employees	1	X	X	X
	Establishments with 250 to 499 employees	—	X	X	X
	Establishments with 500 to 999 employees	—	X	X	X
	Establishments with 1,000 employees or more	—	X	X	X
321214	Truss manufacturing				
	All establishments	1	c	D	D
	Establishments with 1 to 4 employees	—	X	X	X
	Establishments with 5 to 9 employees	—	X	X	X
	Establishments with 10 to 19 employees	—	X	X	X
	Establishments with 20 to 49 employees	—	X	X	X
	Establishments with 50 to 99 employees	—	X	X	X
	Establishments with 100 to 249 employees	1	X	X	X
	Establishments with 250 to 499 employees	—	X	X	X
	Establishments with 500 to 999 employees	—	X	X	X
	Establishments with 1,000 employees or more	—	X	X	X
3219	Other wood product manufacturing				
	All establishments	3	c	D	D
	Establishments with 1 to 4 employees	—	X	X	X
	Establishments with 5 to 9 employees	—	X	X	X
	Establishments with 10 to 19 employees	1	X	X	X
	Establishments with 20 to 49 employees	1	X	X	X
	Establishments with 50 to 99 employees	—	X	X	X
	Establishments with 100 to 249 employees	1	X	X	X
	Establishments with 250 to 499 employees	—	X	X	X
	Establishments with 500 to 999 employees	—	X	X	X
	Establishments with 1,000 employees or more	—	X	X	X
32191	Millwork				
	All establishments	1	c	D	D
	Establishments with 1 to 4 employees	—	X	X	X
	Establishments with 5 to 9 employees	—	X	X	X
	Establishments with 10 to 19 employees	—	X	X	X
	Establishments with 20 to 49 employees	—	X	X	X
	Establishments with 50 to 99 employees	—	X	X	X
	Establishments with 100 to 249 employees	1	X	X	X
	Establishments with 250 to 499 employees	—	X	X	X
	Establishments with 500 to 999 employees	—	X	X	X
	Establishments with 1,000 employees or more	—	X	X	X
321911	Wood window and door manufacturing				
	All establishments	1	c	D	D
	Establishments with 1 to 4 employees	—	X	X	X
	Establishments with 5 to 9 employees	—	X	X	X
	Establishments with 10 to 19 employees	—	X	X	X
	Establishments with 20 to 49 employees	—	X	X	X
	Establishments with 50 to 99 employees	—	X	X	X
	Establishments with 100 to 249 employees	1	X	X	X
	Establishments with 250 to 499 employees	—	X	X	X
	Establishments with 500 to 999 employees	—	X	X	X
	Establishments with 1,000 employees or more	—	X	X	X

See footnotes at end of table.

Table 5. Establishments, Employees, and Payroll by Industry and Employment Size of Establishments by County: 2004—Con.

[Excludes most government employees, railroad employees, and self-employed persons. Size class 1 to 4 employees includes establishments having payroll, but no employees, during mid-March pay period. For meaning of abbreviations and symbols, see introductory text. For explanation of terms, see Appendix A. For statement on reliability, see the note at the end of the table and Appendix C]

NAICS code	Geography, kind of business, and employment size class	Establishments (number)	Paid employees for pay period including March 12 (number)	First-quarter payroll (\$1,000)	Annual payroll (\$1,000)
	GLOUCESTER—Con.				
31-33	Manufacturing—Con.				
322	Paper manufacturing				
	All establishments	4	e	D	D
	Establishments with 1 to 4 employees	1	X	X	X
	Establishments with 5 to 9 employees	—	X	X	X
	Establishments with 10 to 19 employees	—	X	X	X
	Establishments with 20 to 49 employees	—	X	X	X
	Establishments with 50 to 99 employees	1	X	X	X
	Establishments with 100 to 249 employees	2	X	X	X
	Establishments with 250 to 499 employees	—	X	X	X
	Establishments with 500 to 999 employees	—	X	X	X
	Establishments with 1,000 employees or more	—	X	X	X
3222	Converted paper product manufacturing				
	All establishments	4	e	D	D
	Establishments with 1 to 4 employees	1	X	X	X
	Establishments with 5 to 9 employees	—	X	X	X
	Establishments with 10 to 19 employees	—	X	X	X
	Establishments with 20 to 49 employees	—	X	X	X
	Establishments with 50 to 99 employees	1	X	X	X
	Establishments with 100 to 249 employees	2	X	X	X
	Establishments with 250 to 499 employees	—	X	X	X
	Establishments with 500 to 999 employees	—	X	X	X
	Establishments with 1,000 employees or more	—	X	X	X
32221	Paperboard container manufacturing				
	All establishments	3	e	D	D
	Establishments with 1 to 4 employees	—	X	X	X
	Establishments with 5 to 9 employees	—	X	X	X
	Establishments with 10 to 19 employees	—	X	X	X
	Establishments with 20 to 49 employees	—	X	X	X
	Establishments with 50 to 99 employees	1	X	X	X
	Establishments with 100 to 249 employees	2	X	X	X
	Establishments with 250 to 499 employees	—	X	X	X
	Establishments with 500 to 999 employees	—	X	X	X
	Establishments with 1,000 employees or more	—	X	X	X
322211	Corrugated and solid fiber box manufacturing				
	All establishments	2	e	D	D
	Establishments with 1 to 4 employees	—	X	X	X
	Establishments with 5 to 9 employees	—	X	X	X
	Establishments with 10 to 19 employees	—	X	X	X
	Establishments with 20 to 49 employees	—	X	X	X
	Establishments with 50 to 99 employees	—	X	X	X
	Establishments with 100 to 249 employees	2	X	X	X
	Establishments with 250 to 499 employees	—	X	X	X
	Establishments with 500 to 999 employees	—	X	X	X
	Establishments with 1,000 employees or more	—	X	X	X
323	Printing and related support activities				
	All establishments	39	1 017	9 081	43 420
	Establishments with 1 to 4 employees	15	X	X	X
	Establishments with 5 to 9 employees	9	X	X	X
	Establishments with 10 to 19 employees	5	X	X	X
	Establishments with 20 to 49 employees	6	X	X	X
	Establishments with 50 to 99 employees	2	X	X	X
	Establishments with 100 to 249 employees	1	X	X	X
	Establishments with 250 to 499 employees	1	X	X	X
	Establishments with 500 to 999 employees	—	X	X	X
	Establishments with 1,000 employees or more	—	X	X	X
3231	Printing and related support activities				
	All establishments	39	1 017	9 081	43 420
	Establishments with 1 to 4 employees	15	X	X	X
	Establishments with 5 to 9 employees	9	X	X	X
	Establishments with 10 to 19 employees	5	X	X	X
	Establishments with 20 to 49 employees	6	X	X	X
	Establishments with 50 to 99 employees	2	X	X	X
	Establishments with 100 to 249 employees	1	X	X	X
	Establishments with 250 to 499 employees	1	X	X	X
	Establishments with 500 to 999 employees	—	X	X	X
	Establishments with 1,000 employees or more	—	X	X	X
32311	Printing				
	All establishments	35	957	8 563	41 273
	Establishments with 1 to 4 employees	14	X	X	X
	Establishments with 5 to 9 employees	9	X	X	X
	Establishments with 10 to 19 employees	3	X	X	X
	Establishments with 20 to 49 employees	5	X	X	X
	Establishments with 50 to 99 employees	2	X	X	X
	Establishments with 100 to 249 employees	1	X	X	X
	Establishments with 250 to 499 employees	1	X	X	X
	Establishments with 500 to 999 employees	—	X	X	X
	Establishments with 1,000 employees or more	—	X	X	X

See footnotes at end of table.

Table 5. Establishments, Employees, and Payroll by Industry and Employment Size of Establishments by County: 2004—Con.

[Excludes most government employees, railroad employees, and self-employed persons. Size class 1 to 4 employees includes establishments having payroll, but no employees, during mid-March pay period. For meaning of abbreviations and symbols, see introductory text. For explanation of terms, see Appendix A. For statement on reliability, see the note at the end of the table and Appendix C]

NAICS code	Geography, kind of business, and employment size class	Establishments (number)	Paid employees for pay period including March 12 (number)	First-quarter payroll (\$1,000)	Annual payroll (\$1,000)
	GLOUCESTER—Con.				
31-33	Manufacturing—Con.				
323	Printing and related support activities—Con.				
3231	Printing and related support activities—Con.				
32311	Printing—Con.				
323110	Commercial lithographic printing				
	All establishments	16	666	6 668	33 677
	Establishments with 1 to 4 employees	6	X	X	X
	Establishments with 5 to 9 employees	4	X	X	X
	Establishments with 10 to 19 employees	—	X	X	X
	Establishments with 20 to 49 employees	3	X	X	X
	Establishments with 50 to 99 employees	2	X	X	X
	Establishments with 100 to 249 employees	—	X	X	X
	Establishments with 250 to 499 employees	1	X	X	X
	Establishments with 500 to 999 employees	—	X	X	X
	Establishments with 1,000 employees or more	—	X	X	X
323113	Commercial screen printing				
	All establishments	4	164	921	3 817
	Establishments with 1 to 4 employees	—	X	X	X
	Establishments with 5 to 9 employees	2	X	X	X
	Establishments with 10 to 19 employees	1	X	X	X
	Establishments with 20 to 49 employees	—	X	X	X
	Establishments with 50 to 99 employees	—	X	X	X
	Establishments with 100 to 249 employees	1	X	X	X
	Establishments with 250 to 499 employees	—	X	X	X
	Establishments with 500 to 999 employees	—	X	X	X
	Establishments with 1,000 employees or more	—	X	X	X
324	Petroleum and coal products manufacturing				
	All establishments	5	1 025	51 082	154 184
	Establishments with 1 to 4 employees	—	X	X	X
	Establishments with 5 to 9 employees	—	X	X	X
	Establishments with 10 to 19 employees	—	X	X	X
	Establishments with 20 to 49 employees	1	X	X	X
	Establishments with 50 to 99 employees	1	X	X	X
	Establishments with 100 to 249 employees	2	X	X	X
	Establishments with 250 to 499 employees	—	X	X	X
	Establishments with 500 to 999 employees	1	X	X	X
	Establishments with 1,000 employees or more	—	X	X	X
3241	Petroleum and coal products manufacturing				
	All establishments	5	1 025	51 082	154 184
	Establishments with 1 to 4 employees	—	X	X	X
	Establishments with 5 to 9 employees	—	X	X	X
	Establishments with 10 to 19 employees	—	X	X	X
	Establishments with 20 to 49 employees	1	X	X	X
	Establishments with 50 to 99 employees	1	X	X	X
	Establishments with 100 to 249 employees	2	X	X	X
	Establishments with 250 to 499 employees	—	X	X	X
	Establishments with 500 to 999 employees	1	X	X	X
	Establishments with 1,000 employees or more	—	X	X	X
32411	Petroleum refineries				
	All establishments	3	f	D	D
	Establishments with 1 to 4 employees	—	X	X	X
	Establishments with 5 to 9 employees	—	X	X	X
	Establishments with 10 to 19 employees	—	X	X	X
	Establishments with 20 to 49 employees	—	X	X	X
	Establishments with 50 to 99 employees	1	X	X	X
	Establishments with 100 to 249 employees	1	X	X	X
	Establishments with 250 to 499 employees	—	X	X	X
	Establishments with 500 to 999 employees	1	X	X	X
	Establishments with 1,000 employees or more	—	X	X	X
324110	Petroleum refineries				
	All establishments	3	f	D	D
	Establishments with 1 to 4 employees	—	X	X	X
	Establishments with 5 to 9 employees	—	X	X	X
	Establishments with 10 to 19 employees	—	X	X	X
	Establishments with 20 to 49 employees	—	X	X	X
	Establishments with 50 to 99 employees	1	X	X	X
	Establishments with 100 to 249 employees	1	X	X	X
	Establishments with 250 to 499 employees	—	X	X	X
	Establishments with 500 to 999 employees	1	X	X	X
	Establishments with 1,000 employees or more	—	X	X	X
32419	Other petroleum and coal products manufacturing				
	All establishments	2	c	D	D
	Establishments with 1 to 4 employees	—	X	X	X
	Establishments with 5 to 9 employees	—	X	X	X
	Establishments with 10 to 19 employees	—	X	X	X
	Establishments with 20 to 49 employees	1	X	X	X
	Establishments with 50 to 99 employees	—	X	X	X
	Establishments with 100 to 249 employees	1	X	X	X
	Establishments with 250 to 499 employees	—	X	X	X
	Establishments with 500 to 999 employees	—	X	X	X
	Establishments with 1,000 employees or more	—	X	X	X

See footnotes at end of table.

Table 5. Establishments, Employees, and Payroll by Industry and Employment Size of Establishments by County: 2004—Con.

[Excludes most government employees, railroad employees, and self-employed persons. Size class 1 to 4 employees includes establishments having payroll, but no employees, during mid-March pay period. For meaning of abbreviations and symbols, see introductory text. For explanation of terms, see Appendix A. For statement on reliability, see the note at the end of the table and Appendix C]

NAICS code	Geography, kind of business, and employment size class	Establishments (number)	Paid employees for pay period including March 12 (number)	First-quarter payroll (\$1,000)	Annual payroll (\$1,000)
	GLOUCESTER—Con.				
31-33	Manufacturing—Con.				
324	Petroleum and coal products manufacturing—Con.				
3241	Petroleum and coal products manufacturing—Con.				
32419	Other petroleum and coal products manufacturing—Con.				
324191	Petroleum lubricating oil and grease manufacturing				
	All establishments	2	c	D	D
	Establishments with 1 to 4 employees	—	X	X	X
	Establishments with 5 to 9 employees	—	X	X	X
	Establishments with 10 to 19 employees	—	X	X	X
	Establishments with 20 to 49 employees	1	X	X	X
	Establishments with 50 to 99 employees	—	X	X	X
	Establishments with 100 to 249 employees	1	X	X	X
	Establishments with 250 to 499 employees	—	X	X	X
	Establishments with 500 to 999 employees	—	X	X	X
	Establishments with 1,000 employees or more	—	X	X	X
325	Chemical manufacturing				
	All establishments	18	1 182	21 324	78 105
	Establishments with 1 to 4 employees	4	X	X	X
	Establishments with 5 to 9 employees	2	X	X	X
	Establishments with 10 to 19 employees	—	X	X	X
	Establishments with 20 to 49 employees	2	X	X	X
	Establishments with 50 to 99 employees	5	X	X	X
	Establishments with 100 to 249 employees	4	X	X	X
	Establishments with 250 to 499 employees	1	X	X	X
	Establishments with 500 to 999 employees	—	X	X	X
	Establishments with 1,000 employees or more	—	X	X	X
3251	Basic chemical manufacturing				
	All establishments	8	780	15 728	53 996
	Establishments with 1 to 4 employees	—	X	X	X
	Establishments with 5 to 9 employees	1	X	X	X
	Establishments with 10 to 19 employees	—	X	X	X
	Establishments with 20 to 49 employees	1	X	X	X
	Establishments with 50 to 99 employees	3	X	X	X
	Establishments with 100 to 249 employees	2	X	X	X
	Establishments with 250 to 499 employees	1	X	X	X
	Establishments with 500 to 999 employees	—	X	X	X
	Establishments with 1,000 employees or more	—	X	X	X
32518	Other basic inorganic chemical manufacturing				
	All establishments	3	e	D	D
	Establishments with 1 to 4 employees	—	X	X	X
	Establishments with 5 to 9 employees	—	X	X	X
	Establishments with 10 to 19 employees	—	X	X	X
	Establishments with 20 to 49 employees	1	X	X	X
	Establishments with 50 to 99 employees	—	X	X	X
	Establishments with 100 to 249 employees	2	X	X	X
	Establishments with 250 to 499 employees	—	X	X	X
	Establishments with 500 to 999 employees	—	X	X	X
	Establishments with 1,000 employees or more	—	X	X	X
325188	All other basic inorganic chemical manufacturing				
	All establishments	3	e	D	D
	Establishments with 1 to 4 employees	—	X	X	X
	Establishments with 5 to 9 employees	—	X	X	X
	Establishments with 10 to 19 employees	—	X	X	X
	Establishments with 20 to 49 employees	1	X	X	X
	Establishments with 50 to 99 employees	—	X	X	X
	Establishments with 100 to 249 employees	2	X	X	X
	Establishments with 250 to 499 employees	—	X	X	X
	Establishments with 500 to 999 employees	—	X	X	X
	Establishments with 1,000 employees or more	—	X	X	X
32519	Other basic organic chemical manufacturing				
	All establishments	4	462	8 713	31 957
	Establishments with 1 to 4 employees	—	X	X	X
	Establishments with 5 to 9 employees	—	X	X	X
	Establishments with 10 to 19 employees	—	X	X	X
	Establishments with 20 to 49 employees	—	X	X	X
	Establishments with 50 to 99 employees	3	X	X	X
	Establishments with 100 to 249 employees	—	X	X	X
	Establishments with 250 to 499 employees	1	X	X	X
	Establishments with 500 to 999 employees	—	X	X	X
	Establishments with 1,000 employees or more	—	X	X	X
325199	All other basic organic chemical manufacturing				
	All establishments	4	462	8 713	31 957
	Establishments with 1 to 4 employees	—	X	X	X
	Establishments with 5 to 9 employees	—	X	X	X
	Establishments with 10 to 19 employees	—	X	X	X
	Establishments with 20 to 49 employees	—	X	X	X
	Establishments with 50 to 99 employees	3	X	X	X
	Establishments with 100 to 249 employees	—	X	X	X
	Establishments with 250 to 499 employees	1	X	X	X
	Establishments with 500 to 999 employees	—	X	X	X
	Establishments with 1,000 employees or more	—	X	X	X

See footnotes at end of table.

Table 5. Establishments, Employees, and Payroll by Industry and Employment Size of Establishments by County: 2004—Con.

[Excludes most government employees, railroad employees, and self-employed persons. Size class 1 to 4 employees includes establishments having payroll, but no employees, during mid-March pay period. For meaning of abbreviations and symbols, see introductory text. For explanation of terms, see Appendix A. For statement on reliability, see the note at the end of the table and Appendix C]

NAICS code	Geography, kind of business, and employment size class	Establishments (number)	Paid employees for pay period including March 12 (number)	First-quarter payroll (\$1,000)	Annual payroll (\$1,000)
GLOUCESTER—Con.					
31-33	Manufacturing—Con.				
325	Chemical manufacturing—Con.				
3252	Resin, synthetic rubber, and artificial synthetic fibers and filaments manufacturing				
	All establishments	2	c	D	D
	Establishments with 1 to 4 employees	—	X	X	X
	Establishments with 5 to 9 employees	—	X	X	X
	Establishments with 10 to 19 employees	—	X	X	X
	Establishments with 20 to 49 employees	—	X	X	X
	Establishments with 50 to 99 employees	1	X	X	X
	Establishments with 100 to 249 employees	1	X	X	X
	Establishments with 250 to 499 employees	—	X	X	X
	Establishments with 500 to 999 employees	—	X	X	X
	Establishments with 1,000 employees or more	—	X	X	X
32521	Resin and synthetic rubber manufacturing				
	All establishments	2	c	D	D
	Establishments with 1 to 4 employees	—	X	X	X
	Establishments with 5 to 9 employees	—	X	X	X
	Establishments with 10 to 19 employees	—	X	X	X
	Establishments with 20 to 49 employees	—	X	X	X
	Establishments with 50 to 99 employees	1	X	X	X
	Establishments with 100 to 249 employees	1	X	X	X
	Establishments with 250 to 499 employees	—	X	X	X
	Establishments with 500 to 999 employees	—	X	X	X
	Establishments with 1,000 employees or more	—	X	X	X
325211	Plastics material and resin manufacturing				
	All establishments	2	c	D	D
	Establishments with 1 to 4 employees	—	X	X	X
	Establishments with 5 to 9 employees	—	X	X	X
	Establishments with 10 to 19 employees	—	X	X	X
	Establishments with 20 to 49 employees	—	X	X	X
	Establishments with 50 to 99 employees	1	X	X	X
	Establishments with 100 to 249 employees	1	X	X	X
	Establishments with 250 to 499 employees	—	X	X	X
	Establishments with 500 to 999 employees	—	X	X	X
	Establishments with 1,000 employees or more	—	X	X	X
3254	Pharmaceutical and medicine manufacturing				
	All establishments	1	c	D	D
	Establishments with 1 to 4 employees	—	X	X	X
	Establishments with 5 to 9 employees	—	X	X	X
	Establishments with 10 to 19 employees	—	X	X	X
	Establishments with 20 to 49 employees	—	X	X	X
	Establishments with 50 to 99 employees	—	X	X	X
	Establishments with 100 to 249 employees	1	X	X	X
	Establishments with 250 to 499 employees	—	X	X	X
	Establishments with 500 to 999 employees	—	X	X	X
	Establishments with 1,000 employees or more	—	X	X	X
32541	Pharmaceutical and medicine manufacturing				
	All establishments	1	c	D	D
	Establishments with 1 to 4 employees	—	X	X	X
	Establishments with 5 to 9 employees	—	X	X	X
	Establishments with 10 to 19 employees	—	X	X	X
	Establishments with 20 to 49 employees	—	X	X	X
	Establishments with 50 to 99 employees	—	X	X	X
	Establishments with 100 to 249 employees	1	X	X	X
	Establishments with 250 to 499 employees	—	X	X	X
	Establishments with 500 to 999 employees	—	X	X	X
	Establishments with 1,000 employees or more	—	X	X	X
325411	Medicinal and botanical manufacturing				
	All establishments	1	c	D	D
	Establishments with 1 to 4 employees	—	X	X	X
	Establishments with 5 to 9 employees	—	X	X	X
	Establishments with 10 to 19 employees	—	X	X	X
	Establishments with 20 to 49 employees	—	X	X	X
	Establishments with 50 to 99 employees	—	X	X	X
	Establishments with 100 to 249 employees	1	X	X	X
	Establishments with 250 to 499 employees	—	X	X	X
	Establishments with 500 to 999 employees	—	X	X	X
	Establishments with 1,000 employees or more	—	X	X	X
326	Plastics and rubber products manufacturing				
	All establishments	21	780	7 558	30 216
	Establishments with 1 to 4 employees	4	X	X	X
	Establishments with 5 to 9 employees	3	X	X	X
	Establishments with 10 to 19 employees	4	X	X	X
	Establishments with 20 to 49 employees	4	X	X	X
	Establishments with 50 to 99 employees	4	X	X	X
	Establishments with 100 to 249 employees	2	X	X	X
	Establishments with 250 to 499 employees	—	X	X	X
	Establishments with 500 to 999 employees	—	X	X	X
	Establishments with 1,000 employees or more	—	X	X	X

See footnotes at end of table.

Table 5. Establishments, Employees, and Payroll by Industry and Employment Size of Establishments by County: 2004—Con.

[Excludes most government employees, railroad employees, and self-employed persons. Size class 1 to 4 employees includes establishments having payroll, but no employees, during mid-March pay period. For meaning of abbreviations and symbols, see introductory text. For explanation of terms, see Appendix A. For statement on reliability, see the note at the end of the table and Appendix C]

NAICS code	Geography, kind of business, and employment size class	Establishments (number)	Paid employees for pay period including March 12 (number)	First-quarter payroll (\$1,000)	Annual payroll (\$1,000)
31-33	GLOUCESTER—Con.				
	Manufacturing—Con.				
326	Plastics and rubber products manufacturing—Con.				
3261	Plastics product manufacturing				
	All establishments	19	f	D	D
	Establishments with 1 to 4 employees	3	X	X	X
	Establishments with 5 to 9 employees	2	X	X	X
	Establishments with 10 to 19 employees	4	X	X	X
	Establishments with 20 to 49 employees	4	X	X	X
	Establishments with 50 to 99 employees	4	X	X	X
	Establishments with 100 to 249 employees	2	X	X	X
	Establishments with 250 to 499 employees	—	X	X	X
	Establishments with 500 to 999 employees	—	X	X	X
	Establishments with 1,000 employees or more	—	X	X	X
32611	Plastics packaging materials and unlaminated film and sheet manufacturing				
	All establishments	4	c	D	D
	Establishments with 1 to 4 employees	1	X	X	X
	Establishments with 5 to 9 employees	—	X	X	X
	Establishments with 10 to 19 employees	—	X	X	X
	Establishments with 20 to 49 employees	1	X	X	X
	Establishments with 50 to 99 employees	1	X	X	X
	Establishments with 100 to 249 employees	1	X	X	X
	Establishments with 250 to 499 employees	—	X	X	X
	Establishments with 500 to 999 employees	—	X	X	X
	Establishments with 1,000 employees or more	—	X	X	X
326111	Plastics bag manufacturing				
	All establishments	2	c	D	D
	Establishments with 1 to 4 employees	—	X	X	X
	Establishments with 5 to 9 employees	—	X	X	X
	Establishments with 10 to 19 employees	—	X	X	X
	Establishments with 20 to 49 employees	1	X	X	X
	Establishments with 50 to 99 employees	—	X	X	X
	Establishments with 100 to 249 employees	1	X	X	X
	Establishments with 250 to 499 employees	—	X	X	X
	Establishments with 500 to 999 employees	—	X	X	X
	Establishments with 1,000 employees or more	—	X	X	X
32612	Plastics pipe, pipe fitting, and unlaminated profile shape manufacturing				
	All establishments	4	188	2 125	8 309
	Establishments with 1 to 4 employees	—	X	X	X
	Establishments with 5 to 9 employees	—	X	X	X
	Establishments with 10 to 19 employees	1	X	X	X
	Establishments with 20 to 49 employees	1	X	X	X
	Establishments with 50 to 99 employees	2	X	X	X
	Establishments with 100 to 249 employees	—	X	X	X
	Establishments with 250 to 499 employees	—	X	X	X
	Establishments with 500 to 999 employees	—	X	X	X
	Establishments with 1,000 employees or more	—	X	X	X
326121	Unlaminated plastics profile shape manufacturing				
	All establishments	3	c	D	D
	Establishments with 1 to 4 employees	—	X	X	X
	Establishments with 5 to 9 employees	—	X	X	X
	Establishments with 10 to 19 employees	1	X	X	X
	Establishments with 20 to 49 employees	1	X	X	X
	Establishments with 50 to 99 employees	1	X	X	X
	Establishments with 100 to 249 employees	—	X	X	X
	Establishments with 250 to 499 employees	—	X	X	X
	Establishments with 500 to 999 employees	—	X	X	X
	Establishments with 1,000 employees or more	—	X	X	X
32619	Other plastics product manufacturing				
	All establishments	9	268	2 257	9 397
	Establishments with 1 to 4 employees	1	X	X	X
	Establishments with 5 to 9 employees	2	X	X	X
	Establishments with 10 to 19 employees	3	X	X	X
	Establishments with 20 to 49 employees	2	X	X	X
	Establishments with 50 to 99 employees	—	X	X	X
	Establishments with 100 to 249 employees	1	X	X	X
	Establishments with 250 to 499 employees	—	X	X	X
	Establishments with 500 to 999 employees	—	X	X	X
	Establishments with 1,000 employees or more	—	X	X	X
326199	All other plastics product manufacturing				
	All establishments	9	268	2 257	9 397
	Establishments with 1 to 4 employees	1	X	X	X
	Establishments with 5 to 9 employees	2	X	X	X
	Establishments with 10 to 19 employees	3	X	X	X
	Establishments with 20 to 49 employees	2	X	X	X
	Establishments with 50 to 99 employees	—	X	X	X
	Establishments with 100 to 249 employees	1	X	X	X
	Establishments with 250 to 499 employees	—	X	X	X
	Establishments with 500 to 999 employees	—	X	X	X
	Establishments with 1,000 employees or more	—	X	X	X

See footnotes at end of table.

Table 5. Establishments, Employees, and Payroll by Industry and Employment Size of Establishments by County: 2004—Con.

[Excludes most government employees, railroad employees, and self-employed persons. Size class 1 to 4 employees includes establishments having payroll, but no employees, during mid-March pay period. For meaning of abbreviations and symbols, see introductory text. For explanation of terms, see Appendix A. For statement on reliability, see the note at the end of the table and Appendix C]

NAICS code	Geography, kind of business, and employment size class	Establishments (number)	Paid employees for pay period including March 12 (number)	First-quarter payroll (\$1,000)	Annual payroll (\$1,000)
	GLOUCESTER—Con.				
31-33	Manufacturing—Con.				
327	Nonmetallic mineral product manufacturing				
	All establishments	13	606	7 032	33 535
	Establishments with 1 to 4 employees	4	X	X	X
	Establishments with 5 to 9 employees	2	X	X	X
	Establishments with 10 to 19 employees	2	X	X	X
	Establishments with 20 to 49 employees	1	X	X	X
	Establishments with 50 to 99 employees	2	X	X	X
	Establishments with 100 to 249 employees	1	X	X	X
	Establishments with 250 to 499 employees	1	X	X	X
	Establishments with 500 to 999 employees	—	X	X	X
	Establishments with 1,000 employees or more	—	X	X	X
3272	Glass and glass product manufacturing				
	All establishments	4	e	D	D
	Establishments with 1 to 4 employees	2	X	X	X
	Establishments with 5 to 9 employees	1	X	X	X
	Establishments with 10 to 19 employees	—	X	X	X
	Establishments with 20 to 49 employees	—	X	X	X
	Establishments with 50 to 99 employees	—	X	X	X
	Establishments with 100 to 249 employees	—	X	X	X
	Establishments with 250 to 499 employees	1	X	X	X
	Establishments with 500 to 999 employees	—	X	X	X
	Establishments with 1,000 employees or more	—	X	X	X
32721	Glass and glass product manufacturing				
	All establishments	4	e	D	D
	Establishments with 1 to 4 employees	2	X	X	X
	Establishments with 5 to 9 employees	1	X	X	X
	Establishments with 10 to 19 employees	—	X	X	X
	Establishments with 20 to 49 employees	—	X	X	X
	Establishments with 50 to 99 employees	—	X	X	X
	Establishments with 100 to 249 employees	—	X	X	X
	Establishments with 250 to 499 employees	1	X	X	X
	Establishments with 500 to 999 employees	—	X	X	X
	Establishments with 1,000 employees or more	—	X	X	X
327215	Glass product manufacturing made of purchased glass				
	All establishments	2	e	D	D
	Establishments with 1 to 4 employees	1	X	X	X
	Establishments with 5 to 9 employees	—	X	X	X
	Establishments with 10 to 19 employees	—	X	X	X
	Establishments with 20 to 49 employees	—	X	X	X
	Establishments with 50 to 99 employees	—	X	X	X
	Establishments with 100 to 249 employees	—	X	X	X
	Establishments with 250 to 499 employees	1	X	X	X
	Establishments with 500 to 999 employees	—	X	X	X
	Establishments with 1,000 employees or more	—	X	X	X
3273	Cement and concrete product manufacturing				
	All establishments	9	e	D	D
	Establishments with 1 to 4 employees	2	X	X	X
	Establishments with 5 to 9 employees	1	X	X	X
	Establishments with 10 to 19 employees	2	X	X	X
	Establishments with 20 to 49 employees	1	X	X	X
	Establishments with 50 to 99 employees	2	X	X	X
	Establishments with 100 to 249 employees	1	X	X	X
	Establishments with 250 to 499 employees	—	X	X	X
	Establishments with 500 to 999 employees	—	X	X	X
	Establishments with 1,000 employees or more	—	X	X	X
32732	Ready-mix concrete manufacturing				
	All establishments	6	c	D	D
	Establishments with 1 to 4 employees	1	X	X	X
	Establishments with 5 to 9 employees	1	X	X	X
	Establishments with 10 to 19 employees	1	X	X	X
	Establishments with 20 to 49 employees	1	X	X	X
	Establishments with 50 to 99 employees	2	X	X	X
	Establishments with 100 to 249 employees	—	X	X	X
	Establishments with 250 to 499 employees	—	X	X	X
	Establishments with 500 to 999 employees	—	X	X	X
	Establishments with 1,000 employees or more	—	X	X	X
327320	Ready-mix concrete manufacturing				
	All establishments	6	c	D	D
	Establishments with 1 to 4 employees	1	X	X	X
	Establishments with 5 to 9 employees	1	X	X	X
	Establishments with 10 to 19 employees	1	X	X	X
	Establishments with 20 to 49 employees	1	X	X	X
	Establishments with 50 to 99 employees	2	X	X	X
	Establishments with 100 to 249 employees	—	X	X	X
	Establishments with 250 to 499 employees	—	X	X	X
	Establishments with 500 to 999 employees	—	X	X	X
	Establishments with 1,000 employees or more	—	X	X	X

See footnotes at end of table.

Table 5. Establishments, Employees, and Payroll by Industry and Employment Size of Establishments by County: 2004—Con.

[Excludes most government employees, railroad employees, and self-employed persons. Size class 1 to 4 employees includes establishments having payroll, but no employees, during mid-March pay period. For meaning of abbreviations and symbols, see introductory text. For explanation of terms, see Appendix A. For statement on reliability, see the note at the end of the table and Appendix C]

NAICS code	Geography, kind of business, and employment size class	Establishments (number)	Paid employees for pay period including March 12 (number)	First-quarter payroll (\$1,000)	Annual payroll (\$1,000)
	GLOUCESTER—Con.				
31-33	Manufacturing—Con.				
327	Nonmetallic mineral product manufacturing—Con.				
3273	Cement and concrete product manufacturing—Con.				
32733	Concrete pipe, brick, and block manufacturing				
	All establishments	2	c	D	D
	Establishments with 1 to 4 employees	1	X	X	X
	Establishments with 5 to 9 employees	—	X	X	X
	Establishments with 10 to 19 employees	—	X	X	X
	Establishments with 20 to 49 employees	—	X	X	X
	Establishments with 50 to 99 employees	—	X	X	X
	Establishments with 100 to 249 employees	1	X	X	X
	Establishments with 250 to 499 employees	—	X	X	X
	Establishments with 500 to 999 employees	—	X	X	X
	Establishments with 1,000 employees or more	—	X	X	X
327331	Concrete block and brick manufacturing				
	All establishments	2	c	D	D
	Establishments with 1 to 4 employees	1	X	X	X
	Establishments with 5 to 9 employees	—	X	X	X
	Establishments with 10 to 19 employees	—	X	X	X
	Establishments with 20 to 49 employees	—	X	X	X
	Establishments with 50 to 99 employees	—	X	X	X
	Establishments with 100 to 249 employees	1	X	X	X
	Establishments with 250 to 499 employees	—	X	X	X
	Establishments with 500 to 999 employees	—	X	X	X
	Establishments with 1,000 employees or more	—	X	X	X
331	Primary metal manufacturing				
	All establishments	5	211	3 160	12 580
	Establishments with 1 to 4 employees	2	X	X	X
	Establishments with 5 to 9 employees	—	X	X	X
	Establishments with 10 to 19 employees	—	X	X	X
	Establishments with 20 to 49 employees	1	X	X	X
	Establishments with 50 to 99 employees	1	X	X	X
	Establishments with 100 to 249 employees	1	X	X	X
	Establishments with 250 to 499 employees	—	X	X	X
	Establishments with 500 to 999 employees	—	X	X	X
	Establishments with 1,000 employees or more	—	X	X	X
3313	Alumina and aluminum production and processing				
	All establishments	2	c	D	D
	Establishments with 1 to 4 employees	—	X	X	X
	Establishments with 5 to 9 employees	—	X	X	X
	Establishments with 10 to 19 employees	—	X	X	X
	Establishments with 20 to 49 employees	—	X	X	X
	Establishments with 50 to 99 employees	1	X	X	X
	Establishments with 100 to 249 employees	1	X	X	X
	Establishments with 250 to 499 employees	—	X	X	X
	Establishments with 500 to 999 employees	—	X	X	X
	Establishments with 1,000 employees or more	—	X	X	X
33131	Alumina and aluminum production and processing				
	All establishments	2	c	D	D
	Establishments with 1 to 4 employees	—	X	X	X
	Establishments with 5 to 9 employees	—	X	X	X
	Establishments with 10 to 19 employees	—	X	X	X
	Establishments with 20 to 49 employees	—	X	X	X
	Establishments with 50 to 99 employees	1	X	X	X
	Establishments with 100 to 249 employees	1	X	X	X
	Establishments with 250 to 499 employees	—	X	X	X
	Establishments with 500 to 999 employees	—	X	X	X
	Establishments with 1,000 employees or more	—	X	X	X
331315	Aluminum sheet, plate, and foil manufacturing				
	All establishments	1	c	D	D
	Establishments with 1 to 4 employees	—	X	X	X
	Establishments with 5 to 9 employees	—	X	X	X
	Establishments with 10 to 19 employees	—	X	X	X
	Establishments with 20 to 49 employees	—	X	X	X
	Establishments with 50 to 99 employees	—	X	X	X
	Establishments with 100 to 249 employees	1	X	X	X
	Establishments with 250 to 499 employees	—	X	X	X
	Establishments with 500 to 999 employees	—	X	X	X
	Establishments with 1,000 employees or more	—	X	X	X
332	Fabricated metal product manufacturing				
	All establishments	44	1 005	10 452	46 236
	Establishments with 1 to 4 employees	16	X	X	X
	Establishments with 5 to 9 employees	6	X	X	X
	Establishments with 10 to 19 employees	9	X	X	X
	Establishments with 20 to 49 employees	10	X	X	X
	Establishments with 50 to 99 employees	1	X	X	X
	Establishments with 100 to 249 employees	1	X	X	X
	Establishments with 250 to 499 employees	1	X	X	X
	Establishments with 500 to 999 employees	—	X	X	X
	Establishments with 1,000 employees or more	—	X	X	X

See footnotes at end of table.

Table 5. Establishments, Employees, and Payroll by Industry and Employment Size of Establishments by County: 2004—Con.

[Excludes most government employees, railroad employees, and self-employed persons. Size class 1 to 4 employees includes establishments having payroll, but no employees, during mid-March pay period. For meaning of abbreviations and symbols, see introductory text. For explanation of terms, see Appendix A. For statement on reliability, see the note at the end of the table and Appendix C]

NAICS code	Geography, kind of business, and employment size class	Establishments (number)	Paid employees for pay period including March 12 (number)	First-quarter payroll (\$1,000)	Annual payroll (\$1,000)
31-33	GLOUCESTER—Con.				
	Manufacturing—Con.				
332	Fabricated metal product manufacturing—Con.				
3321	Forging and stamping				
	All establishments	4	128	1 227	4 867
	Establishments with 1 to 4 employees	—	X	X	X
	Establishments with 5 to 9 employees	—	X	X	X
	Establishments with 10 to 19 employees	1	X	X	X
	Establishments with 20 to 49 employees	3	X	X	X
	Establishments with 50 to 99 employees	—	X	X	X
	Establishments with 100 to 249 employees	—	X	X	X
	Establishments with 250 to 499 employees	—	X	X	X
	Establishments with 500 to 999 employees	—	X	X	X
	Establishments with 1,000 employees or more	—	X	X	X
33211	Forging and stamping				
	All establishments	4	128	1 227	4 867
	Establishments with 1 to 4 employees	—	X	X	X
	Establishments with 5 to 9 employees	—	X	X	X
	Establishments with 10 to 19 employees	1	X	X	X
	Establishments with 20 to 49 employees	3	X	X	X
	Establishments with 50 to 99 employees	—	X	X	X
	Establishments with 100 to 249 employees	—	X	X	X
	Establishments with 250 to 499 employees	—	X	X	X
	Establishments with 500 to 999 employees	—	X	X	X
	Establishments with 1,000 employees or more	—	X	X	X
3323	Architectural and structural metals manufacturing				
	All establishments	12	130	1 110	5 013
	Establishments with 1 to 4 employees	6	X	X	X
	Establishments with 5 to 9 employees	—	X	X	X
	Establishments with 10 to 19 employees	2	X	X	X
	Establishments with 20 to 49 employees	4	X	X	X
	Establishments with 50 to 99 employees	—	X	X	X
	Establishments with 100 to 249 employees	—	X	X	X
	Establishments with 250 to 499 employees	—	X	X	X
	Establishments with 500 to 999 employees	—	X	X	X
	Establishments with 1,000 employees or more	—	X	X	X
3325	Hardware manufacturing				
	All establishments	2	c	D	D
	Establishments with 1 to 4 employees	—	X	X	X
	Establishments with 5 to 9 employees	—	X	X	X
	Establishments with 10 to 19 employees	1	X	X	X
	Establishments with 20 to 49 employees	—	X	X	X
	Establishments with 50 to 99 employees	—	X	X	X
	Establishments with 100 to 249 employees	1	X	X	X
	Establishments with 250 to 499 employees	—	X	X	X
	Establishments with 500 to 999 employees	—	X	X	X
	Establishments with 1,000 employees or more	—	X	X	X
33251	Hardware manufacturing				
	All establishments	2	c	D	D
	Establishments with 1 to 4 employees	—	X	X	X
	Establishments with 5 to 9 employees	—	X	X	X
	Establishments with 10 to 19 employees	1	X	X	X
	Establishments with 20 to 49 employees	—	X	X	X
	Establishments with 50 to 99 employees	—	X	X	X
	Establishments with 100 to 249 employees	1	X	X	X
	Establishments with 250 to 499 employees	—	X	X	X
	Establishments with 500 to 999 employees	—	X	X	X
	Establishments with 1,000 employees or more	—	X	X	X
332510	Hardware manufacturing				
	All establishments	2	c	D	D
	Establishments with 1 to 4 employees	—	X	X	X
	Establishments with 5 to 9 employees	—	X	X	X
	Establishments with 10 to 19 employees	1	X	X	X
	Establishments with 20 to 49 employees	—	X	X	X
	Establishments with 50 to 99 employees	—	X	X	X
	Establishments with 100 to 249 employees	1	X	X	X
	Establishments with 250 to 499 employees	—	X	X	X
	Establishments with 500 to 999 employees	—	X	X	X
	Establishments with 1,000 employees or more	—	X	X	X
3329	Other fabricated metal product manufacturing				
	All establishments	6	366	4 790	20 610
	Establishments with 1 to 4 employees	1	X	X	X
	Establishments with 5 to 9 employees	1	X	X	X
	Establishments with 10 to 19 employees	1	X	X	X
	Establishments with 20 to 49 employees	2	X	X	X
	Establishments with 50 to 99 employees	—	X	X	X
	Establishments with 100 to 249 employees	—	X	X	X
	Establishments with 250 to 499 employees	1	X	X	X
	Establishments with 500 to 999 employees	—	X	X	X
	Establishments with 1,000 employees or more	—	X	X	X

See footnotes at end of table.

Table 5. Establishments, Employees, and Payroll by Industry and Employment Size of Establishments by County: 2004—Con.

[Excludes most government employees, railroad employees, and self-employed persons. Size class 1 to 4 employees includes establishments having payroll, but no employees, during mid-March pay period. For meaning of abbreviations and symbols, see introductory text. For explanation of terms, see Appendix A. For statement on reliability, see the note at the end of the table and Appendix C]

NAICS code	Geography, kind of business, and employment size class	Establishments (number)	Paid employees for pay period including March 12 (number)	First-quarter payroll (\$1,000)	Annual payroll (\$1,000)
31-33	GLOUCESTER—Con.				
	Manufacturing—Con.				
332	Fabricated metal product manufacturing—Con.				
3329	Other fabricated metal product manufacturing—Con.				
33299	All other fabricated metal product manufacturing				
	All establishments	6	366	4 790	20 610
	Establishments with 1 to 4 employees	1	X	X	X
	Establishments with 5 to 9 employees	1	X	X	X
	Establishments with 10 to 19 employees	1	X	X	X
	Establishments with 20 to 49 employees	2	X	X	X
	Establishments with 50 to 99 employees	—	X	X	X
	Establishments with 100 to 249 employees	—	X	X	X
	Establishments with 250 to 499 employees	1	X	X	X
	Establishments with 500 to 999 employees	—	X	X	X
	Establishments with 1,000 employees or more	—	X	X	X
332991	Ball and roller bearing manufacturing				
	All establishments	1	e	D	D
	Establishments with 1 to 4 employees	—	X	X	X
	Establishments with 5 to 9 employees	—	X	X	X
	Establishments with 10 to 19 employees	—	X	X	X
	Establishments with 20 to 49 employees	—	X	X	X
	Establishments with 50 to 99 employees	—	X	X	X
	Establishments with 100 to 249 employees	—	X	X	X
	Establishments with 250 to 499 employees	1	X	X	X
	Establishments with 500 to 999 employees	—	X	X	X
	Establishments with 1,000 employees or more	—	X	X	X
333	Machinery manufacturing				
	All establishments	19	498	6 248	25 126
	Establishments with 1 to 4 employees	2	X	X	X
	Establishments with 5 to 9 employees	3	X	X	X
	Establishments with 10 to 19 employees	4	X	X	X
	Establishments with 20 to 49 employees	7	X	X	X
	Establishments with 50 to 99 employees	3	X	X	X
	Establishments with 100 to 249 employees	—	X	X	X
	Establishments with 250 to 499 employees	—	X	X	X
	Establishments with 500 to 999 employees	—	X	X	X
	Establishments with 1,000 employees or more	—	X	X	X
3339	Other general purpose machinery manufacturing				
	All establishments	7	198	2 893	11 210
	Establishments with 1 to 4 employees	1	X	X	X
	Establishments with 5 to 9 employees	1	X	X	X
	Establishments with 10 to 19 employees	2	X	X	X
	Establishments with 20 to 49 employees	2	X	X	X
	Establishments with 50 to 99 employees	1	X	X	X
	Establishments with 100 to 249 employees	—	X	X	X
	Establishments with 250 to 499 employees	—	X	X	X
	Establishments with 500 to 999 employees	—	X	X	X
	Establishments with 1,000 employees or more	—	X	X	X
33392	Material handling equipment manufacturing				
	All establishments	3	138	2 224	8 319
	Establishments with 1 to 4 employees	—	X	X	X
	Establishments with 5 to 9 employees	—	X	X	X
	Establishments with 10 to 19 employees	1	X	X	X
	Establishments with 20 to 49 employees	1	X	X	X
	Establishments with 50 to 99 employees	1	X	X	X
	Establishments with 100 to 249 employees	—	X	X	X
	Establishments with 250 to 499 employees	—	X	X	X
	Establishments with 500 to 999 employees	—	X	X	X
	Establishments with 1,000 employees or more	—	X	X	X
333922	Conveyor and conveying equipment manufacturing				
	All establishments	2	c	D	D
	Establishments with 1 to 4 employees	—	X	X	X
	Establishments with 5 to 9 employees	—	X	X	X
	Establishments with 10 to 19 employees	1	X	X	X
	Establishments with 20 to 49 employees	—	X	X	X
	Establishments with 50 to 99 employees	1	X	X	X
	Establishments with 100 to 249 employees	—	X	X	X
	Establishments with 250 to 499 employees	—	X	X	X
	Establishments with 500 to 999 employees	—	X	X	X
	Establishments with 1,000 employees or more	—	X	X	X
334	Computer and electronic product manufacturing				
	All establishments	8	431	6 315	22 956
	Establishments with 1 to 4 employees	2	X	X	X
	Establishments with 5 to 9 employees	1	X	X	X
	Establishments with 10 to 19 employees	4	X	X	X
	Establishments with 20 to 49 employees	—	X	X	X
	Establishments with 50 to 99 employees	—	X	X	X
	Establishments with 100 to 249 employees	—	X	X	X
	Establishments with 250 to 499 employees	1	X	X	X
	Establishments with 500 to 999 employees	—	X	X	X
	Establishments with 1,000 employees or more	—	X	X	X

See footnotes at end of table.

Table 5. Establishments, Employees, and Payroll by Industry and Employment Size of Establishments by County: 2004—Con.

[Excludes most government employees, railroad employees, and self-employed persons. Size class 1 to 4 employees includes establishments having payroll, but no employees, during mid-March pay period. For meaning of abbreviations and symbols, see introductory text. For explanation of terms, see Appendix A. For statement on reliability, see the note at the end of the table and Appendix C]

NAICS code	Geography, kind of business, and employment size class	Establishments (number)	Paid employees for pay period including March 12 (number)	First-quarter payroll (\$1,000)	Annual payroll (\$1,000)
	GLOUCESTER—Con.				
31-33	Manufacturing—Con.				
334	Computer and electronic product manufacturing—Con.				
3346	Manufacturing and reproducing magnetic and optical media				
	All establishments	1	e	D	D
	Establishments with 1 to 4 employees	—	X	X	X
	Establishments with 5 to 9 employees	—	X	X	X
	Establishments with 10 to 19 employees	—	X	X	X
	Establishments with 20 to 49 employees	—	X	X	X
	Establishments with 50 to 99 employees	—	X	X	X
	Establishments with 100 to 249 employees	—	X	X	X
	Establishments with 250 to 499 employees	1	X	X	X
	Establishments with 500 to 999 employees	—	X	X	X
	Establishments with 1,000 employees or more	—	X	X	X
33461	Manufacturing and reproducing magnetic and optical media				
	All establishments	1	e	D	D
	Establishments with 1 to 4 employees	—	X	X	X
	Establishments with 5 to 9 employees	—	X	X	X
	Establishments with 10 to 19 employees	—	X	X	X
	Establishments with 20 to 49 employees	—	X	X	X
	Establishments with 50 to 99 employees	—	X	X	X
	Establishments with 100 to 249 employees	—	X	X	X
	Establishments with 250 to 499 employees	1	X	X	X
	Establishments with 500 to 999 employees	—	X	X	X
	Establishments with 1,000 employees or more	—	X	X	X
334612	Prerecorded compact disc (except software), tape, and record reproducing				
	All establishments	1	e	D	D
	Establishments with 1 to 4 employees	—	X	X	X
	Establishments with 5 to 9 employees	—	X	X	X
	Establishments with 10 to 19 employees	—	X	X	X
	Establishments with 20 to 49 employees	—	X	X	X
	Establishments with 50 to 99 employees	—	X	X	X
	Establishments with 100 to 249 employees	—	X	X	X
	Establishments with 250 to 499 employees	1	X	X	X
	Establishments with 500 to 999 employees	—	X	X	X
	Establishments with 1,000 employees or more	—	X	X	X
337	Furniture and related product manufacturing				
	All establishments	12	269	2 341	10 532
	Establishments with 1 to 4 employees	6	X	X	X
	Establishments with 5 to 9 employees	1	X	X	X
	Establishments with 10 to 19 employees	2	X	X	X
	Establishments with 20 to 49 employees	2	X	X	X
	Establishments with 50 to 99 employees	—	X	X	X
	Establishments with 100 to 249 employees	1	X	X	X
	Establishments with 250 to 499 employees	—	X	X	X
	Establishments with 500 to 999 employees	—	X	X	X
	Establishments with 1,000 employees or more	—	X	X	X
3371	Household and institutional furniture and kitchen cabinet manufacturing				
	All establishments	9	c	D	D
	Establishments with 1 to 4 employees	5	X	X	X
	Establishments with 5 to 9 employees	1	X	X	X
	Establishments with 10 to 19 employees	1	X	X	X
	Establishments with 20 to 49 employees	1	X	X	X
	Establishments with 50 to 99 employees	—	X	X	X
	Establishments with 100 to 249 employees	1	X	X	X
	Establishments with 250 to 499 employees	—	X	X	X
	Establishments with 500 to 999 employees	—	X	X	X
	Establishments with 1,000 employees or more	—	X	X	X
33711	Wood kitchen cabinet and countertop manufacturing				
	All establishments	7	173	1 350	6 378
	Establishments with 1 to 4 employees	4	X	X	X
	Establishments with 5 to 9 employees	1	X	X	X
	Establishments with 10 to 19 employees	1	X	X	X
	Establishments with 20 to 49 employees	—	X	X	X
	Establishments with 50 to 99 employees	—	X	X	X
	Establishments with 100 to 249 employees	1	X	X	X
	Establishments with 250 to 499 employees	—	X	X	X
	Establishments with 500 to 999 employees	—	X	X	X
	Establishments with 1,000 employees or more	—	X	X	X
337110	Wood kitchen cabinet and countertop manufacturing				
	All establishments	7	173	1 350	6 378
	Establishments with 1 to 4 employees	4	X	X	X
	Establishments with 5 to 9 employees	1	X	X	X
	Establishments with 10 to 19 employees	1	X	X	X
	Establishments with 20 to 49 employees	—	X	X	X
	Establishments with 50 to 99 employees	—	X	X	X
	Establishments with 100 to 249 employees	1	X	X	X
	Establishments with 250 to 499 employees	—	X	X	X
	Establishments with 500 to 999 employees	—	X	X	X
	Establishments with 1,000 employees or more	—	X	X	X

See footnotes at end of table.

Table 5. Establishments, Employees, and Payroll by Industry and Employment Size of Establishments by County: 2004—Con.

[Excludes most government employees, railroad employees, and self-employed persons. Size class 1 to 4 employees includes establishments having payroll, but no employees, during mid-March pay period. For meaning of abbreviations and symbols, see introductory text. For explanation of terms, see Appendix A. For statement on reliability, see the note at the end of the table and Appendix C]

NAICS code	Geography, kind of business, and employment size class	Establishments (number)	Paid employees for pay period including March 12 (number)	First-quarter payroll (\$1,000)	Annual payroll (\$1,000)
	GLOUCESTER—Con.				
31-33	Manufacturing—Con.				
339	Miscellaneous manufacturing				
	All establishments	26	1 371	12 140	50 027
	Establishments with 1 to 4 employees	15	X	X	X
	Establishments with 5 to 9 employees	1	X	X	X
	Establishments with 10 to 19 employees	3	X	X	X
	Establishments with 20 to 49 employees	1	X	X	X
	Establishments with 50 to 99 employees	3	X	X	X
	Establishments with 100 to 249 employees	2	X	X	X
	Establishments with 250 to 499 employees	—	X	X	X
	Establishments with 500 to 999 employees	1	X	X	X
	Establishments with 1,000 employees or more	—	X	X	X
3391	Medical equipment and supplies manufacturing				
	All establishments	9	899	6 611	28 404
	Establishments with 1 to 4 employees	5	X	X	X
	Establishments with 5 to 9 employees	—	X	X	X
	Establishments with 10 to 19 employees	2	X	X	X
	Establishments with 20 to 49 employees	—	X	X	X
	Establishments with 50 to 99 employees	—	X	X	X
	Establishments with 100 to 249 employees	1	X	X	X
	Establishments with 250 to 499 employees	—	X	X	X
	Establishments with 500 to 999 employees	1	X	X	X
	Establishments with 1,000 employees or more	—	X	X	X
33911	Medical equipment and supplies manufacturing				
	All establishments	9	899	6 611	28 404
	Establishments with 1 to 4 employees	5	X	X	X
	Establishments with 5 to 9 employees	—	X	X	X
	Establishments with 10 to 19 employees	2	X	X	X
	Establishments with 20 to 49 employees	—	X	X	X
	Establishments with 50 to 99 employees	—	X	X	X
	Establishments with 100 to 249 employees	1	X	X	X
	Establishments with 250 to 499 employees	—	X	X	X
	Establishments with 500 to 999 employees	1	X	X	X
	Establishments with 1,000 employees or more	—	X	X	X
339111	Laboratory apparatus and furniture manufacturing				
	All establishments	1	c	D	D
	Establishments with 1 to 4 employees	—	X	X	X
	Establishments with 5 to 9 employees	—	X	X	X
	Establishments with 10 to 19 employees	—	X	X	X
	Establishments with 20 to 49 employees	—	X	X	X
	Establishments with 50 to 99 employees	—	X	X	X
	Establishments with 100 to 249 employees	1	X	X	X
	Establishments with 250 to 499 employees	—	X	X	X
	Establishments with 500 to 999 employees	—	X	X	X
	Establishments with 1,000 employees or more	—	X	X	X
339113	Surgical appliance and supplies manufacturing				
	All establishments	2	f	D	D
	Establishments with 1 to 4 employees	—	X	X	X
	Establishments with 5 to 9 employees	—	X	X	X
	Establishments with 10 to 19 employees	1	X	X	X
	Establishments with 20 to 49 employees	—	X	X	X
	Establishments with 50 to 99 employees	—	X	X	X
	Establishments with 100 to 249 employees	—	X	X	X
	Establishments with 250 to 499 employees	—	X	X	X
	Establishments with 500 to 999 employees	1	X	X	X
	Establishments with 1,000 employees or more	—	X	X	X
3399	Other miscellaneous manufacturing				
	All establishments	17	472	5 529	21 623
	Establishments with 1 to 4 employees	10	X	X	X
	Establishments with 5 to 9 employees	1	X	X	X
	Establishments with 10 to 19 employees	1	X	X	X
	Establishments with 20 to 49 employees	1	X	X	X
	Establishments with 50 to 99 employees	3	X	X	X
	Establishments with 100 to 249 employees	1	X	X	X
	Establishments with 250 to 499 employees	—	X	X	X
	Establishments with 500 to 999 employees	—	X	X	X
	Establishments with 1,000 employees or more	—	X	X	X
33995	Sign manufacturing				
	All establishments	9	c	D	D
	Establishments with 1 to 4 employees	6	X	X	X
	Establishments with 5 to 9 employees	1	X	X	X
	Establishments with 10 to 19 employees	—	X	X	X
	Establishments with 20 to 49 employees	1	X	X	X
	Establishments with 50 to 99 employees	—	X	X	X
	Establishments with 100 to 249 employees	1	X	X	X
	Establishments with 250 to 499 employees	—	X	X	X
	Establishments with 500 to 999 employees	—	X	X	X
	Establishments with 1,000 employees or more	—	X	X	X

See footnotes at end of table.

Table 5. Establishments, Employees, and Payroll by Industry and Employment Size of Establishments by County: 2004—Con.

[Excludes most government employees, railroad employees, and self-employed persons. Size class 1 to 4 employees includes establishments having payroll, but no employees, during mid-March pay period. For meaning of abbreviations and symbols, see introductory text. For explanation of terms, see Appendix A. For statement on reliability, see the note at the end of the table and Appendix C]

NAICS code	Geography, kind of business, and employment size class	Establishments (number)	Paid employees for pay period including March 12 (number)	First-quarter payroll (\$1,000)	Annual payroll (\$1,000)
	GLOUCESTER—Con.				
31-33	Manufacturing—Con.				
339	Miscellaneous manufacturing—Con.				
3399	Other miscellaneous manufacturing—Con.				
33995	Sign manufacturing—Con.				
339950	Sign manufacturing				
	All establishments	9	c	D	D
	Establishments with 1 to 4 employees	6	X	X	X
	Establishments with 5 to 9 employees	1	X	X	X
	Establishments with 10 to 19 employees	—	X	X	X
	Establishments with 20 to 49 employees	1	X	X	X
	Establishments with 50 to 99 employees	—	X	X	X
	Establishments with 100 to 249 employees	1	X	X	X
	Establishments with 250 to 499 employees	—	X	X	X
	Establishments with 500 to 999 employees	—	X	X	X
	Establishments with 1,000 employees or more	—	X	X	X
33999	All other miscellaneous manufacturing				
	All establishments	3	c	D	D
	Establishments with 1 to 4 employees	1	X	X	X
	Establishments with 5 to 9 employees	—	X	X	X
	Establishments with 10 to 19 employees	—	X	X	X
	Establishments with 20 to 49 employees	—	X	X	X
	Establishments with 50 to 99 employees	2	X	X	X
	Establishments with 100 to 249 employees	—	X	X	X
	Establishments with 250 to 499 employees	—	X	X	X
	Establishments with 500 to 999 employees	—	X	X	X
	Establishments with 1,000 employees or more	—	X	X	X
42	Wholesale trade				
	All establishments	362	8 321	88 313	387 730
	Establishments with 1 to 4 employees	177	X	X	X
	Establishments with 5 to 9 employees	71	X	X	X
	Establishments with 10 to 19 employees	51	X	X	X
	Establishments with 20 to 49 employees	28	X	X	X
	Establishments with 50 to 99 employees	15	X	X	X
	Establishments with 100 to 249 employees	15	X	X	X
	Establishments with 250 to 499 employees	3	X	X	X
	Establishments with 500 to 999 employees	2	X	X	X
	Establishments with 1,000 employees or more	—	X	X	X
423	Durable goods merchant wholesalers				
	All establishments	213	4 028	46 027	206 978
	Establishments with 1 to 4 employees	105	X	X	X
	Establishments with 5 to 9 employees	44	X	X	X
	Establishments with 10 to 19 employees	35	X	X	X
	Establishments with 20 to 49 employees	13	X	X	X
	Establishments with 50 to 99 employees	9	X	X	X
	Establishments with 100 to 249 employees	5	X	X	X
	Establishments with 250 to 499 employees	1	X	X	X
	Establishments with 500 to 999 employees	1	X	X	X
	Establishments with 1,000 employees or more	—	X	X	X
4231	Motor vehicle and motor vehicle parts and supplies merchant wholesalers				
	All establishments	31	470	5 345	20 579
	Establishments with 1 to 4 employees	15	X	X	X
	Establishments with 5 to 9 employees	6	X	X	X
	Establishments with 10 to 19 employees	5	X	X	X
	Establishments with 20 to 49 employees	1	X	X	X
	Establishments with 50 to 99 employees	4	X	X	X
	Establishments with 100 to 249 employees	—	X	X	X
	Establishments with 250 to 499 employees	—	X	X	X
	Establishments with 500 to 999 employees	—	X	X	X
	Establishments with 1,000 employees or more	—	X	X	X
42311	Automobile and other motor vehicle merchant wholesalers				
	All establishments	10	184	2 379	9 477
	Establishments with 1 to 4 employees	4	X	X	X
	Establishments with 5 to 9 employees	3	X	X	X
	Establishments with 10 to 19 employees	1	X	X	X
	Establishments with 20 to 49 employees	—	X	X	X
	Establishments with 50 to 99 employees	2	X	X	X
	Establishments with 100 to 249 employees	—	X	X	X
	Establishments with 250 to 499 employees	—	X	X	X
	Establishments with 500 to 999 employees	—	X	X	X
	Establishments with 1,000 employees or more	—	X	X	X
423110	Automobile and other motor vehicle merchant wholesalers				
	All establishments	10	184	2 379	9 477
	Establishments with 1 to 4 employees	4	X	X	X
	Establishments with 5 to 9 employees	3	X	X	X
	Establishments with 10 to 19 employees	1	X	X	X
	Establishments with 20 to 49 employees	—	X	X	X
	Establishments with 50 to 99 employees	2	X	X	X
	Establishments with 100 to 249 employees	—	X	X	X
	Establishments with 250 to 499 employees	—	X	X	X
	Establishments with 500 to 999 employees	—	X	X	X
	Establishments with 1,000 employees or more	—	X	X	X

See footnotes at end of table.

Table 5. Establishments, Employees, and Payroll by Industry and Employment Size of Establishments by County: 2004—Con.

[Excludes most government employees, railroad employees, and self-employed persons. Size class 1 to 4 employees includes establishments having payroll, but no employees, during mid-March pay period. For meaning of abbreviations and symbols, see introductory text. For explanation of terms, see Appendix A. For statement on reliability, see the note at the end of the table and Appendix C]

NAICS code	Geography, kind of business, and employment size class	Establishments (number)	Paid employees for pay period including March 12 (number)	First-quarter payroll (\$1,000)	Annual payroll (\$1,000)
42	GLOUCESTER—Con.				
	Wholesale trade—Con.				
423	Durable goods merchant wholesalers—Con.				
4231	Motor vehicle and motor vehicle parts and supplies merchant wholesalers—Con.				
42311	Automobile and other motor vehicle merchant wholesalers—Con.				
423110	Automobile and other motor vehicle merchant wholesalers—Con.				
	All establishments—Con.				
	Establishments with 1,000 employees or more	—	X	X	X
42312	Motor vehicle supplies and new parts merchant wholesalers				
	All establishments	14	264	2 841	10 592
	Establishments with 1 to 4 employees	6	X	X	X
	Establishments with 5 to 9 employees	1	X	X	X
	Establishments with 10 to 19 employees	4	X	X	X
	Establishments with 20 to 49 employees	1	X	X	X
	Establishments with 50 to 99 employees	2	X	X	X
	Establishments with 100 to 249 employees	—	X	X	X
	Establishments with 250 to 499 employees	—	X	X	X
	Establishments with 500 to 999 employees	—	X	X	X
	Establishments with 1,000 employees or more	—	X	X	X
423120	Motor vehicle supplies and new parts merchant wholesalers				
	All establishments	14	264	2 841	10 592
	Establishments with 1 to 4 employees	6	X	X	X
	Establishments with 5 to 9 employees	1	X	X	X
	Establishments with 10 to 19 employees	4	X	X	X
	Establishments with 20 to 49 employees	1	X	X	X
	Establishments with 50 to 99 employees	2	X	X	X
	Establishments with 100 to 249 employees	—	X	X	X
	Establishments with 250 to 499 employees	—	X	X	X
	Establishments with 500 to 999 employees	—	X	X	X
	Establishments with 1,000 employees or more	—	X	X	X
4233	Lumber and other construction materials merchant wholesalers				
	All establishments	17	339	3 276	13 278
	Establishments with 1 to 4 employees	6	X	X	X
	Establishments with 5 to 9 employees	5	X	X	X
	Establishments with 10 to 19 employees	1	X	X	X
	Establishments with 20 to 49 employees	3	X	X	X
	Establishments with 50 to 99 employees	2	X	X	X
	Establishments with 100 to 249 employees	—	X	X	X
	Establishments with 250 to 499 employees	—	X	X	X
	Establishments with 500 to 999 employees	—	X	X	X
	Establishments with 1,000 employees or more	—	X	X	X
42331	Lumber, plywood, millwork, and wood panel merchant wholesalers				
	All establishments	5	170	1 884	7 060
	Establishments with 1 to 4 employees	1	X	X	X
	Establishments with 5 to 9 employees	1	X	X	X
	Establishments with 10 to 19 employees	—	X	X	X
	Establishments with 20 to 49 employees	2	X	X	X
	Establishments with 50 to 99 employees	1	X	X	X
	Establishments with 100 to 249 employees	—	X	X	X
	Establishments with 250 to 499 employees	—	X	X	X
	Establishments with 500 to 999 employees	—	X	X	X
	Establishments with 1,000 employees or more	—	X	X	X
423310	Lumber, plywood, millwork, and wood panel merchant wholesalers				
	All establishments	5	170	1 884	7 060
	Establishments with 1 to 4 employees	1	X	X	X
	Establishments with 5 to 9 employees	1	X	X	X
	Establishments with 10 to 19 employees	—	X	X	X
	Establishments with 20 to 49 employees	2	X	X	X
	Establishments with 50 to 99 employees	1	X	X	X
	Establishments with 100 to 249 employees	—	X	X	X
	Establishments with 250 to 499 employees	—	X	X	X
	Establishments with 500 to 999 employees	—	X	X	X
	Establishments with 1,000 employees or more	—	X	X	X
4234	Professional and commercial equipment and supplies merchant wholesalers				
	All establishments	37	1 527	18 183	71 699
	Establishments with 1 to 4 employees	18	X	X	X
	Establishments with 5 to 9 employees	7	X	X	X
	Establishments with 10 to 19 employees	4	X	X	X
	Establishments with 20 to 49 employees	2	X	X	X
	Establishments with 50 to 99 employees	1	X	X	X
	Establishments with 100 to 249 employees	4	X	X	X
	Establishments with 250 to 499 employees	—	X	X	X
	Establishments with 500 to 999 employees	1	X	X	X
	Establishments with 1,000 employees or more	—	X	X	X

See footnotes at end of table.

Table 5. Establishments, Employees, and Payroll by Industry and Employment Size of Establishments by County: 2004—Con.

[Excludes most government employees, railroad employees, and self-employed persons. Size class 1 to 4 employees includes establishments having payroll, but no employees, during mid-March pay period. For meaning of abbreviations and symbols, see introductory text. For explanation of terms, see Appendix A. For statement on reliability, see the note at the end of the table and Appendix C]

NAICS code	Geography, kind of business, and employment size class	Establishments (number)	Paid employees for pay period including March 12 (number)	First-quarter payroll (\$1,000)	Annual payroll (\$1,000)
	GLOUCESTER—Con.				
42	Wholesale trade—Con.				
423	Durable goods merchant wholesalers—Con.				
4234	Professional and commercial equipment and supplies merchant wholesalers—Con.				
42342	Office equipment merchant wholesalers				
	All establishments	11	186	3 173	12 797
	Establishments with 1 to 4 employees	7	X	X	X
	Establishments with 5 to 9 employees	1	X	X	X
	Establishments with 10 to 19 employees	2	X	X	X
	Establishments with 20 to 49 employees	—	X	X	X
	Establishments with 50 to 99 employees	—	X	X	X
	Establishments with 100 to 249 employees	1	X	X	X
	Establishments with 250 to 499 employees	—	X	X	X
	Establishments with 500 to 999 employees	—	X	X	X
	Establishments with 1,000 employees or more	—	X	X	X
423420	Office equipment merchant wholesalers				
	All establishments	11	186	3 173	12 797
	Establishments with 1 to 4 employees	7	X	X	X
	Establishments with 5 to 9 employees	1	X	X	X
	Establishments with 10 to 19 employees	2	X	X	X
	Establishments with 20 to 49 employees	—	X	X	X
	Establishments with 50 to 99 employees	—	X	X	X
	Establishments with 100 to 249 employees	1	X	X	X
	Establishments with 250 to 499 employees	—	X	X	X
	Establishments with 500 to 999 employees	—	X	X	X
	Establishments with 1,000 employees or more	—	X	X	X
42343	Computer and computer peripheral equipment and software merchant wholesalers				
	All establishments	8	e	D	D
	Establishments with 1 to 4 employees	4	X	X	X
	Establishments with 5 to 9 employees	1	X	X	X
	Establishments with 10 to 19 employees	—	X	X	X
	Establishments with 20 to 49 employees	1	X	X	X
	Establishments with 50 to 99 employees	—	X	X	X
	Establishments with 100 to 249 employees	2	X	X	X
	Establishments with 250 to 499 employees	—	X	X	X
	Establishments with 500 to 999 employees	—	X	X	X
	Establishments with 1,000 employees or more	—	X	X	X
423430	Computer and computer peripheral equipment and software merchant wholesalers				
	All establishments	8	e	D	D
	Establishments with 1 to 4 employees	4	X	X	X
	Establishments with 5 to 9 employees	1	X	X	X
	Establishments with 10 to 19 employees	—	X	X	X
	Establishments with 20 to 49 employees	1	X	X	X
	Establishments with 50 to 99 employees	—	X	X	X
	Establishments with 100 to 249 employees	2	X	X	X
	Establishments with 250 to 499 employees	—	X	X	X
	Establishments with 500 to 999 employees	—	X	X	X
	Establishments with 1,000 employees or more	—	X	X	X
42345	Medical, dental, and hospital equipment and supplies merchant wholesalers				
	All establishments	8	208	2 039	8 784
	Establishments with 1 to 4 employees	3	X	X	X
	Establishments with 5 to 9 employees	2	X	X	X
	Establishments with 10 to 19 employees	—	X	X	X
	Establishments with 20 to 49 employees	1	X	X	X
	Establishments with 50 to 99 employees	1	X	X	X
	Establishments with 100 to 249 employees	1	X	X	X
	Establishments with 250 to 499 employees	—	X	X	X
	Establishments with 500 to 999 employees	—	X	X	X
	Establishments with 1,000 employees or more	—	X	X	X
423450	Medical, dental, and hospital equipment and supplies merchant wholesalers				
	All establishments	8	208	2 039	8 784
	Establishments with 1 to 4 employees	3	X	X	X
	Establishments with 5 to 9 employees	2	X	X	X
	Establishments with 10 to 19 employees	—	X	X	X
	Establishments with 20 to 49 employees	1	X	X	X
	Establishments with 50 to 99 employees	1	X	X	X
	Establishments with 100 to 249 employees	1	X	X	X
	Establishments with 250 to 499 employees	—	X	X	X
	Establishments with 500 to 999 employees	—	X	X	X
	Establishments with 1,000 employees or more	—	X	X	X

See footnotes at end of table.

Table 5. Establishments, Employees, and Payroll by Industry and Employment Size of Establishments by County: 2004—Con.

[Excludes most government employees, railroad employees, and self-employed persons. Size class 1 to 4 employees includes establishments having payroll, but no employees, during mid-March pay period. For meaning of abbreviations and symbols, see introductory text. For explanation of terms, see Appendix A. For statement on reliability, see the note at the end of the table and Appendix C]

NAICS code	Geography, kind of business, and employment size class	Establishments (number)	Paid employees for pay period including March 12 (number)	First-quarter payroll (\$1,000)	Annual payroll (\$1,000)
	GLOUCESTER—Con.				
42	Wholesale trade—Con.				
423	Durable goods merchant wholesalers—Con.				
4234	Professional and commercial equipment and supplies merchant wholesalers—Con.				
42349	Other professional equipment and supplies merchant wholesalers				
	All establishments	3	f	D	D
	Establishments with 1 to 4 employees	—	X	X	X
	Establishments with 5 to 9 employees	1	X	X	X
	Establishments with 10 to 19 employees	1	X	X	X
	Establishments with 20 to 49 employees	—	X	X	X
	Establishments with 50 to 99 employees	—	X	X	X
	Establishments with 100 to 249 employees	—	X	X	X
	Establishments with 250 to 499 employees	—	X	X	X
	Establishments with 500 to 999 employees	1	X	X	X
	Establishments with 1,000 employees or more	—	X	X	X
423490	Other professional equipment and supplies merchant wholesalers				
	All establishments	3	f	D	D
	Establishments with 1 to 4 employees	—	X	X	X
	Establishments with 5 to 9 employees	1	X	X	X
	Establishments with 10 to 19 employees	1	X	X	X
	Establishments with 20 to 49 employees	—	X	X	X
	Establishments with 50 to 99 employees	—	X	X	X
	Establishments with 100 to 249 employees	—	X	X	X
	Establishments with 250 to 499 employees	—	X	X	X
	Establishments with 500 to 999 employees	1	X	X	X
	Establishments with 1,000 employees or more	—	X	X	X
4235	Metal and mineral (except petroleum) merchant wholesalers				
	All establishments	6	109	1 151	5 828
	Establishments with 1 to 4 employees	1	X	X	X
	Establishments with 5 to 9 employees	1	X	X	X
	Establishments with 10 to 19 employees	2	X	X	X
	Establishments with 20 to 49 employees	2	X	X	X
	Establishments with 50 to 99 employees	—	X	X	X
	Establishments with 100 to 249 employees	—	X	X	X
	Establishments with 250 to 499 employees	—	X	X	X
	Establishments with 500 to 999 employees	—	X	X	X
	Establishments with 1,000 employees or more	—	X	X	X
42351	Metal service centers and other metal merchant wholesalers				
	All establishments	6	109	1 151	5 828
	Establishments with 1 to 4 employees	1	X	X	X
	Establishments with 5 to 9 employees	1	X	X	X
	Establishments with 10 to 19 employees	2	X	X	X
	Establishments with 20 to 49 employees	2	X	X	X
	Establishments with 50 to 99 employees	—	X	X	X
	Establishments with 100 to 249 employees	—	X	X	X
	Establishments with 250 to 499 employees	—	X	X	X
	Establishments with 500 to 999 employees	—	X	X	X
	Establishments with 1,000 employees or more	—	X	X	X
423510	Metal service centers and other metal merchant wholesalers				
	All establishments	6	109	1 151	5 828
	Establishments with 1 to 4 employees	1	X	X	X
	Establishments with 5 to 9 employees	1	X	X	X
	Establishments with 10 to 19 employees	2	X	X	X
	Establishments with 20 to 49 employees	2	X	X	X
	Establishments with 50 to 99 employees	—	X	X	X
	Establishments with 100 to 249 employees	—	X	X	X
	Establishments with 250 to 499 employees	—	X	X	X
	Establishments with 500 to 999 employees	—	X	X	X
	Establishments with 1,000 employees or more	—	X	X	X
4236	Electrical and electronic goods merchant wholesalers				
	All establishments	22	156	2 330	11 150
	Establishments with 1 to 4 employees	10	X	X	X
	Establishments with 5 to 9 employees	7	X	X	X
	Establishments with 10 to 19 employees	4	X	X	X
	Establishments with 20 to 49 employees	1	X	X	X
	Establishments with 50 to 99 employees	—	X	X	X
	Establishments with 100 to 249 employees	—	X	X	X
	Establishments with 250 to 499 employees	—	X	X	X
	Establishments with 500 to 999 employees	—	X	X	X
	Establishments with 1,000 employees or more	—	X	X	X
4238	Machinery, equipment, and supplies merchant wholesalers				
	All establishments	58	949	10 417	52 731
	Establishments with 1 to 4 employees	29	X	X	X
	Establishments with 5 to 9 employees	12	X	X	X
	Establishments with 10 to 19 employees	13	X	X	X
	Establishments with 20 to 49 employees	2	X	X	X
	Establishments with 50 to 99 employees	1	X	X	X
	Establishments with 100 to 249 employees	—	X	X	X
	Establishments with 250 to 499 employees	1	X	X	X
	Establishments with 500 to 999 employees	—	X	X	X
	Establishments with 1,000 employees or more	—	X	X	X

See footnotes at end of table.

Table 5. Establishments, Employees, and Payroll by Industry and Employment Size of Establishments by County: 2004—Con.

[Excludes most government employees, railroad employees, and self-employed persons. Size class 1 to 4 employees includes establishments having payroll, but no employees, during mid-March pay period. For meaning of abbreviations and symbols, see introductory text. For explanation of terms, see Appendix A. For statement on reliability, see the note at the end of the table and Appendix C]

NAICS code	Geography, kind of business, and employment size class	Establishments (number)	Paid employees for pay period including March 12 (number)	First-quarter payroll (\$1,000)	Annual payroll (\$1,000)
42	GLOUCESTER—Con.				
	Wholesale trade—Con.				
423	Durable goods merchant wholesalers—Con.				
4238	Machinery, equipment, and supplies merchant wholesalers—Con.				
42383	Industrial machinery and equipment merchant wholesalers				
	All establishments	23	726	8 116	42 696
	Establishments with 1 to 4 employees	9	X	X	X
	Establishments with 5 to 9 employees	7	X	X	X
	Establishments with 10 to 19 employees	3	X	X	X
	Establishments with 20 to 49 employees	2	X	X	X
	Establishments with 50 to 99 employees	1	X	X	X
	Establishments with 100 to 249 employees	—	X	X	X
	Establishments with 250 to 499 employees	1	X	X	X
	Establishments with 500 to 999 employees	—	X	X	X
	Establishments with 1,000 employees or more	—	X	X	X
423830	Industrial machinery and equipment merchant wholesalers				
	All establishments	23	726	8 116	42 696
	Establishments with 1 to 4 employees	9	X	X	X
	Establishments with 5 to 9 employees	7	X	X	X
	Establishments with 10 to 19 employees	3	X	X	X
	Establishments with 20 to 49 employees	2	X	X	X
	Establishments with 50 to 99 employees	1	X	X	X
	Establishments with 100 to 249 employees	—	X	X	X
	Establishments with 250 to 499 employees	1	X	X	X
	Establishments with 500 to 999 employees	—	X	X	X
	Establishments with 1,000 employees or more	—	X	X	X
42384	Industrial supplies merchant wholesalers				
	All establishments	16	111	1 149	4 787
	Establishments with 1 to 4 employees	8	X	X	X
	Establishments with 5 to 9 employees	3	X	X	X
	Establishments with 10 to 19 employees	5	X	X	X
	Establishments with 20 to 49 employees	—	X	X	X
	Establishments with 50 to 99 employees	—	X	X	X
	Establishments with 100 to 249 employees	—	X	X	X
	Establishments with 250 to 499 employees	—	X	X	X
	Establishments with 500 to 999 employees	—	X	X	X
	Establishments with 1,000 employees or more	—	X	X	X
423840	Industrial supplies merchant wholesalers				
	All establishments	16	111	1 149	4 787
	Establishments with 1 to 4 employees	8	X	X	X
	Establishments with 5 to 9 employees	3	X	X	X
	Establishments with 10 to 19 employees	5	X	X	X
	Establishments with 20 to 49 employees	—	X	X	X
	Establishments with 50 to 99 employees	—	X	X	X
	Establishments with 100 to 249 employees	—	X	X	X
	Establishments with 250 to 499 employees	—	X	X	X
	Establishments with 500 to 999 employees	—	X	X	X
	Establishments with 1,000 employees or more	—	X	X	X
4239	Miscellaneous durable goods merchant wholesalers				
	All establishments	24	332	3 852	24 661
	Establishments with 1 to 4 employees	17	X	X	X
	Establishments with 5 to 9 employees	2	X	X	X
	Establishments with 10 to 19 employees	3	X	X	X
	Establishments with 20 to 49 employees	—	X	X	X
	Establishments with 50 to 99 employees	1	X	X	X
	Establishments with 100 to 249 employees	1	X	X	X
	Establishments with 250 to 499 employees	—	X	X	X
	Establishments with 500 to 999 employees	—	X	X	X
	Establishments with 1,000 employees or more	—	X	X	X
42391	Sporting and recreational goods and supplies merchant wholesalers				
	All establishments	5	102	808	5 152
	Establishments with 1 to 4 employees	3	X	X	X
	Establishments with 5 to 9 employees	—	X	X	X
	Establishments with 10 to 19 employees	1	X	X	X
	Establishments with 20 to 49 employees	—	X	X	X
	Establishments with 50 to 99 employees	1	X	X	X
	Establishments with 100 to 249 employees	—	X	X	X
	Establishments with 250 to 499 employees	—	X	X	X
	Establishments with 500 to 999 employees	—	X	X	X
	Establishments with 1,000 employees or more	—	X	X	X
423910	Sporting and recreational goods and supplies merchant wholesalers				
	All establishments	5	102	808	5 152
	Establishments with 1 to 4 employees	3	X	X	X
	Establishments with 5 to 9 employees	—	X	X	X
	Establishments with 10 to 19 employees	1	X	X	X
	Establishments with 20 to 49 employees	—	X	X	X
	Establishments with 50 to 99 employees	1	X	X	X
	Establishments with 100 to 249 employees	—	X	X	X
	Establishments with 250 to 499 employees	—	X	X	X
	Establishments with 500 to 999 employees	—	X	X	X
	Establishments with 1,000 employees or more	—	X	X	X

See footnotes at end of table.

Table 5. Establishments, Employees, and Payroll by Industry and Employment Size of Establishments by County: 2004—Con.

[Excludes most government employees, railroad employees, and self-employed persons. Size class 1 to 4 employees includes establishments having payroll, but no employees, during mid-March pay period. For meaning of abbreviations and symbols, see introductory text. For explanation of terms, see Appendix A. For statement on reliability, see the note at the end of the table and Appendix C]

NAICS code	Geography, kind of business, and employment size class	Establishments (number)	Paid employees for pay period including March 12 (number)	First-quarter payroll (\$1,000)	Annual payroll (\$1,000)
42	GLOUCESTER—Con.				
	Wholesale trade—Con.				
423	Durable goods merchant wholesalers—Con.				
4239	Miscellaneous durable goods merchant wholesalers—Con.				
42399	Other miscellaneous durable goods merchant wholesalers				
	All establishments	11	c	D	D
	Establishments with 1 to 4 employees	9	X	X	X
	Establishments with 5 to 9 employees	1	X	X	X
	Establishments with 10 to 19 employees	—	X	X	X
	Establishments with 20 to 49 employees	—	X	X	X
	Establishments with 50 to 99 employees	—	X	X	X
	Establishments with 100 to 249 employees	1	X	X	X
	Establishments with 250 to 499 employees	—	X	X	X
	Establishments with 500 to 999 employees	—	X	X	X
	Establishments with 1,000 employees or more	—	X	X	X
423990	Other miscellaneous durable goods merchant wholesalers				
	All establishments	11	c	D	D
	Establishments with 1 to 4 employees	9	X	X	X
	Establishments with 5 to 9 employees	1	X	X	X
	Establishments with 10 to 19 employees	—	X	X	X
	Establishments with 20 to 49 employees	—	X	X	X
	Establishments with 50 to 99 employees	—	X	X	X
	Establishments with 100 to 249 employees	1	X	X	X
	Establishments with 250 to 499 employees	—	X	X	X
	Establishments with 500 to 999 employees	—	X	X	X
	Establishments with 1,000 employees or more	—	X	X	X
424	Nondurable goods merchant wholesalers				
	All establishments	120	4 087	39 564	170 863
	Establishments with 1 to 4 employees	59	X	X	X
	Establishments with 5 to 9 employees	19	X	X	X
	Establishments with 10 to 19 employees	11	X	X	X
	Establishments with 20 to 49 employees	12	X	X	X
	Establishments with 50 to 99 employees	6	X	X	X
	Establishments with 100 to 249 employees	10	X	X	X
	Establishments with 250 to 499 employees	2	X	X	X
	Establishments with 500 to 999 employees	1	X	X	X
	Establishments with 1,000 employees or more	—	X	X	X
4242	Drugs and druggists' sundries merchant wholesalers				
	All establishments	4	487	3 620	14 822
	Establishments with 1 to 4 employees	1	X	X	X
	Establishments with 5 to 9 employees	—	X	X	X
	Establishments with 10 to 19 employees	—	X	X	X
	Establishments with 20 to 49 employees	1	X	X	X
	Establishments with 50 to 99 employees	—	X	X	X
	Establishments with 100 to 249 employees	2	X	X	X
	Establishments with 250 to 499 employees	—	X	X	X
	Establishments with 500 to 999 employees	—	X	X	X
	Establishments with 1,000 employees or more	—	X	X	X
42421	Drugs and druggists' sundries merchant wholesalers				
	All establishments	4	487	3 620	14 822
	Establishments with 1 to 4 employees	1	X	X	X
	Establishments with 5 to 9 employees	—	X	X	X
	Establishments with 10 to 19 employees	—	X	X	X
	Establishments with 20 to 49 employees	1	X	X	X
	Establishments with 50 to 99 employees	—	X	X	X
	Establishments with 100 to 249 employees	2	X	X	X
	Establishments with 250 to 499 employees	—	X	X	X
	Establishments with 500 to 999 employees	—	X	X	X
	Establishments with 1,000 employees or more	—	X	X	X
424210	Drugs and druggists' sundries merchant wholesalers				
	All establishments	4	487	3 620	14 822
	Establishments with 1 to 4 employees	1	X	X	X
	Establishments with 5 to 9 employees	—	X	X	X
	Establishments with 10 to 19 employees	—	X	X	X
	Establishments with 20 to 49 employees	1	X	X	X
	Establishments with 50 to 99 employees	—	X	X	X
	Establishments with 100 to 249 employees	2	X	X	X
	Establishments with 250 to 499 employees	—	X	X	X
	Establishments with 500 to 999 employees	—	X	X	X
	Establishments with 1,000 employees or more	—	X	X	X
4243	Apparel, piece goods, and notions merchant wholesalers				
	All establishments	6	705	5 034	21 064
	Establishments with 1 to 4 employees	1	X	X	X
	Establishments with 5 to 9 employees	—	X	X	X
	Establishments with 10 to 19 employees	1	X	X	X
	Establishments with 20 to 49 employees	2	X	X	X
	Establishments with 50 to 99 employees	—	X	X	X
	Establishments with 100 to 249 employees	1	X	X	X
	Establishments with 250 to 499 employees	1	X	X	X
	Establishments with 500 to 999 employees	—	X	X	X
	Establishments with 1,000 employees or more	—	X	X	X

See footnotes at end of table.

Table 5. Establishments, Employees, and Payroll by Industry and Employment Size of Establishments by County: 2004—Con.

[Excludes most government employees, railroad employees, and self-employed persons. Size class 1 to 4 employees includes establishments having payroll, but no employees, during mid-March pay period. For meaning of abbreviations and symbols, see introductory text. For explanation of terms, see Appendix A. For statement on reliability, see the note at the end of the table and Appendix C]

NAICS code	Geography, kind of business, and employment size class	Establishments (number)	Paid employees for pay period including March 12 (number)	First-quarter payroll (\$1,000)	Annual payroll (\$1,000)
42	GLOUCESTER—Con.				
	Wholesale trade—Con.				
424	Nondurable goods merchant wholesalers—Con.				
4243	Apparel, piece goods, and notions merchant wholesalers—Con.				
42433	Women's, children's, and infants' clothing and accessories merchant wholesalers				
	All establishments	1	c	D	D
	Establishments with 1 to 4 employees	—	X	X	X
	Establishments with 5 to 9 employees	—	X	X	X
	Establishments with 10 to 19 employees	—	X	X	X
	Establishments with 20 to 49 employees	—	X	X	X
	Establishments with 50 to 99 employees	—	X	X	X
	Establishments with 100 to 249 employees	1	X	X	X
	Establishments with 250 to 499 employees	—	X	X	X
	Establishments with 500 to 999 employees	—	X	X	X
	Establishments with 1,000 employees or more	—	X	X	X
424330	Women's, children's, and infants' clothing and accessories merchant wholesalers				
	All establishments	1	c	D	D
	Establishments with 1 to 4 employees	—	X	X	X
	Establishments with 5 to 9 employees	—	X	X	X
	Establishments with 10 to 19 employees	—	X	X	X
	Establishments with 20 to 49 employees	—	X	X	X
	Establishments with 50 to 99 employees	—	X	X	X
	Establishments with 100 to 249 employees	1	X	X	X
	Establishments with 250 to 499 employees	—	X	X	X
	Establishments with 500 to 999 employees	—	X	X	X
	Establishments with 1,000 employees or more	—	X	X	X
42434	Footwear merchant wholesalers				
	All establishments	2	e	D	D
	Establishments with 1 to 4 employees	1	X	X	X
	Establishments with 5 to 9 employees	—	X	X	X
	Establishments with 10 to 19 employees	—	X	X	X
	Establishments with 20 to 49 employees	—	X	X	X
	Establishments with 50 to 99 employees	—	X	X	X
	Establishments with 100 to 249 employees	—	X	X	X
	Establishments with 250 to 499 employees	1	X	X	X
	Establishments with 500 to 999 employees	—	X	X	X
	Establishments with 1,000 employees or more	—	X	X	X
424340	Footwear merchant wholesalers				
	All establishments	2	e	D	D
	Establishments with 1 to 4 employees	1	X	X	X
	Establishments with 5 to 9 employees	—	X	X	X
	Establishments with 10 to 19 employees	—	X	X	X
	Establishments with 20 to 49 employees	—	X	X	X
	Establishments with 50 to 99 employees	—	X	X	X
	Establishments with 100 to 249 employees	—	X	X	X
	Establishments with 250 to 499 employees	1	X	X	X
	Establishments with 500 to 999 employees	—	X	X	X
	Establishments with 1,000 employees or more	—	X	X	X
4244	Grocery and related product merchant wholesalers				
	All establishments	50	1 630	18 569	87 266
	Establishments with 1 to 4 employees	24	X	X	X
	Establishments with 5 to 9 employees	6	X	X	X
	Establishments with 10 to 19 employees	4	X	X	X
	Establishments with 20 to 49 employees	6	X	X	X
	Establishments with 50 to 99 employees	4	X	X	X
	Establishments with 100 to 249 employees	5	X	X	X
	Establishments with 250 to 499 employees	1	X	X	X
	Establishments with 500 to 999 employees	—	X	X	X
	Establishments with 1,000 employees or more	—	X	X	X
42441	General line grocery merchant wholesalers				
	All establishments	5	232	2 210	10 394
	Establishments with 1 to 4 employees	1	X	X	X
	Establishments with 5 to 9 employees	—	X	X	X
	Establishments with 10 to 19 employees	—	X	X	X
	Establishments with 20 to 49 employees	2	X	X	X
	Establishments with 50 to 99 employees	1	X	X	X
	Establishments with 100 to 249 employees	1	X	X	X
	Establishments with 250 to 499 employees	—	X	X	X
	Establishments with 500 to 999 employees	—	X	X	X
	Establishments with 1,000 employees or more	—	X	X	X
424410	General line grocery merchant wholesalers				
	All establishments	5	232	2 210	10 394
	Establishments with 1 to 4 employees	1	X	X	X
	Establishments with 5 to 9 employees	—	X	X	X
	Establishments with 10 to 19 employees	—	X	X	X
	Establishments with 20 to 49 employees	2	X	X	X
	Establishments with 50 to 99 employees	1	X	X	X
	Establishments with 100 to 249 employees	1	X	X	X
	Establishments with 250 to 499 employees	—	X	X	X
	Establishments with 500 to 999 employees	—	X	X	X
	Establishments with 1,000 employees or more	—	X	X	X

See footnotes at end of table.

Table 5. Establishments, Employees, and Payroll by Industry and Employment Size of Establishments by County: 2004—Con.

[Excludes most government employees, railroad employees, and self-employed persons. Size class 1 to 4 employees includes establishments having payroll, but no employees, during mid-March pay period. For meaning of abbreviations and symbols, see introductory text. For explanation of terms, see Appendix A. For statement on reliability, see the note at the end of the table and Appendix C]

NAICS code	Geography, kind of business, and employment size class	Establishments (number)	Paid employees for pay period including March 12 (number)	First-quarter payroll (\$1,000)	Annual payroll (\$1,000)
	GLOUCESTER—Con.				
42	Wholesale trade—Con.				
424	Nondurable goods merchant wholesalers—Con.				
4244	Grocery and related product merchant wholesalers—Con.				
42441	General line grocery merchant wholesalers—Con.				
424410	General line grocery merchant wholesalers—Con.				
	All establishments—Con.				
	Establishments with 1,000 employees or more	—	X	X	X
42442	Packaged frozen food merchant wholesalers				
	All establishments	6	e	D	D
	Establishments with 1 to 4 employees	3	X	X	X
	Establishments with 5 to 9 employees	1	X	X	X
	Establishments with 10 to 19 employees	—	X	X	X
	Establishments with 20 to 49 employees	1	X	X	X
	Establishments with 50 to 99 employees	—	X	X	X
	Establishments with 100 to 249 employees	—	X	X	X
	Establishments with 250 to 499 employees	1	X	X	X
	Establishments with 500 to 999 employees	—	X	X	X
	Establishments with 1,000 employees or more	—	X	X	X
424420	Packaged frozen food merchant wholesalers				
	All establishments	6	e	D	D
	Establishments with 1 to 4 employees	3	X	X	X
	Establishments with 5 to 9 employees	1	X	X	X
	Establishments with 10 to 19 employees	—	X	X	X
	Establishments with 20 to 49 employees	1	X	X	X
	Establishments with 50 to 99 employees	—	X	X	X
	Establishments with 100 to 249 employees	—	X	X	X
	Establishments with 250 to 499 employees	1	X	X	X
	Establishments with 500 to 999 employees	—	X	X	X
	Establishments with 1,000 employees or more	—	X	X	X
42445	Confectionery merchant wholesalers				
	All establishments	5	332	3 493	13 825
	Establishments with 1 to 4 employees	—	X	X	X
	Establishments with 5 to 9 employees	1	X	X	X
	Establishments with 10 to 19 employees	—	X	X	X
	Establishments with 20 to 49 employees	1	X	X	X
	Establishments with 50 to 99 employees	2	X	X	X
	Establishments with 100 to 249 employees	1	X	X	X
	Establishments with 250 to 499 employees	—	X	X	X
	Establishments with 500 to 999 employees	—	X	X	X
	Establishments with 1,000 employees or more	—	X	X	X
424450	Confectionery merchant wholesalers				
	All establishments	5	332	3 493	13 825
	Establishments with 1 to 4 employees	—	X	X	X
	Establishments with 5 to 9 employees	1	X	X	X
	Establishments with 10 to 19 employees	—	X	X	X
	Establishments with 20 to 49 employees	1	X	X	X
	Establishments with 50 to 99 employees	2	X	X	X
	Establishments with 100 to 249 employees	1	X	X	X
	Establishments with 250 to 499 employees	—	X	X	X
	Establishments with 500 to 999 employees	—	X	X	X
	Establishments with 1,000 employees or more	—	X	X	X
42448	Fresh fruit and vegetable merchant wholesalers				
	All establishments	13	321	3 224	15 988
	Establishments with 1 to 4 employees	7	X	X	X
	Establishments with 5 to 9 employees	2	X	X	X
	Establishments with 10 to 19 employees	1	X	X	X
	Establishments with 20 to 49 employees	1	X	X	X
	Establishments with 50 to 99 employees	—	X	X	X
	Establishments with 100 to 249 employees	2	X	X	X
	Establishments with 250 to 499 employees	—	X	X	X
	Establishments with 500 to 999 employees	—	X	X	X
	Establishments with 1,000 employees or more	—	X	X	X
424480	Fresh fruit and vegetable merchant wholesalers				
	All establishments	13	321	3 224	15 988
	Establishments with 1 to 4 employees	7	X	X	X
	Establishments with 5 to 9 employees	2	X	X	X
	Establishments with 10 to 19 employees	1	X	X	X
	Establishments with 20 to 49 employees	1	X	X	X
	Establishments with 50 to 99 employees	—	X	X	X
	Establishments with 100 to 249 employees	2	X	X	X
	Establishments with 250 to 499 employees	—	X	X	X
	Establishments with 500 to 999 employees	—	X	X	X
	Establishments with 1,000 employees or more	—	X	X	X

See footnotes at end of table.

Table 5. Establishments, Employees, and Payroll by Industry and Employment Size of Establishments by County: 2004—Con.

[Excludes most government employees, railroad employees, and self-employed persons. Size class 1 to 4 employees includes establishments having payroll, but no employees, during mid-March pay period. For meaning of abbreviations and symbols, see introductory text. For explanation of terms, see Appendix A. For statement on reliability, see the note at the end of the table and Appendix C]

NAICS code	Geography, kind of business, and employment size class	Establishments (number)	Paid employees for pay period including March 12 (number)	First-quarter payroll (\$1,000)	Annual payroll (\$1,000)
42	GLOUCESTER—Con.				
	Wholesale trade—Con.				
424	Nondurable goods merchant wholesalers—Con.				
4244	Grocery and related product merchant wholesalers—Con.				
42449	Other grocery and related products merchant wholesalers				
	All establishments	12	227	2 175	8 620
	Establishments with 1 to 4 employees	8	X	X	X
	Establishments with 5 to 9 employees	—	X	X	X
	Establishments with 10 to 19 employees	1	X	X	X
	Establishments with 20 to 49 employees	1	X	X	X
	Establishments with 50 to 99 employees	1	X	X	X
	Establishments with 100 to 249 employees	1	X	X	X
	Establishments with 250 to 499 employees	—	X	X	X
	Establishments with 500 to 999 employees	—	X	X	X
	Establishments with 1,000 employees or more	—	X	X	X
424490	Other grocery and related products merchant wholesalers				
	All establishments	12	227	2 175	8 620
	Establishments with 1 to 4 employees	8	X	X	X
	Establishments with 5 to 9 employees	—	X	X	X
	Establishments with 10 to 19 employees	1	X	X	X
	Establishments with 20 to 49 employees	1	X	X	X
	Establishments with 50 to 99 employees	1	X	X	X
	Establishments with 100 to 249 employees	1	X	X	X
	Establishments with 250 to 499 employees	—	X	X	X
	Establishments with 500 to 999 employees	—	X	X	X
	Establishments with 1,000 employees or more	—	X	X	X
4246	Chemical and allied products merchant wholesalers				
	All establishments	11	342	3 213	12 664
	Establishments with 1 to 4 employees	5	X	X	X
	Establishments with 5 to 9 employees	1	X	X	X
	Establishments with 10 to 19 employees	2	X	X	X
	Establishments with 20 to 49 employees	1	X	X	X
	Establishments with 50 to 99 employees	1	X	X	X
	Establishments with 100 to 249 employees	1	X	X	X
	Establishments with 250 to 499 employees	—	X	X	X
	Establishments with 500 to 999 employees	—	X	X	X
	Establishments with 1,000 employees or more	—	X	X	X
42461	Plastics materials and basic forms and shapes merchant wholesalers				
	All establishments	4	c	D	D
	Establishments with 1 to 4 employees	1	X	X	X
	Establishments with 5 to 9 employees	1	X	X	X
	Establishments with 10 to 19 employees	—	X	X	X
	Establishments with 20 to 49 employees	1	X	X	X
	Establishments with 50 to 99 employees	1	X	X	X
	Establishments with 100 to 249 employees	—	X	X	X
	Establishments with 250 to 499 employees	—	X	X	X
	Establishments with 500 to 999 employees	—	X	X	X
	Establishments with 1,000 employees or more	—	X	X	X
424610	Plastics materials and basic forms and shapes merchant wholesalers				
	All establishments	4	c	D	D
	Establishments with 1 to 4 employees	1	X	X	X
	Establishments with 5 to 9 employees	1	X	X	X
	Establishments with 10 to 19 employees	—	X	X	X
	Establishments with 20 to 49 employees	1	X	X	X
	Establishments with 50 to 99 employees	1	X	X	X
	Establishments with 100 to 249 employees	—	X	X	X
	Establishments with 250 to 499 employees	—	X	X	X
	Establishments with 500 to 999 employees	—	X	X	X
	Establishments with 1,000 employees or more	—	X	X	X
42469	Other chemical and allied products merchant wholesalers				
	All establishments	7	c	D	D
	Establishments with 1 to 4 employees	4	X	X	X
	Establishments with 5 to 9 employees	—	X	X	X
	Establishments with 10 to 19 employees	2	X	X	X
	Establishments with 20 to 49 employees	—	X	X	X
	Establishments with 50 to 99 employees	—	X	X	X
	Establishments with 100 to 249 employees	1	X	X	X
	Establishments with 250 to 499 employees	—	X	X	X
	Establishments with 500 to 999 employees	—	X	X	X
	Establishments with 1,000 employees or more	—	X	X	X
424690	Other chemical and allied products merchant wholesalers				
	All establishments	7	c	D	D
	Establishments with 1 to 4 employees	4	X	X	X
	Establishments with 5 to 9 employees	—	X	X	X
	Establishments with 10 to 19 employees	2	X	X	X
	Establishments with 20 to 49 employees	—	X	X	X
	Establishments with 50 to 99 employees	—	X	X	X
	Establishments with 100 to 249 employees	1	X	X	X
	Establishments with 250 to 499 employees	—	X	X	X
	Establishments with 500 to 999 employees	—	X	X	X
	Establishments with 1,000 employees or more	—	X	X	X

See footnotes at end of table.

Table 5. Establishments, Employees, and Payroll by Industry and Employment Size of Establishments by County: 2004—Con.

[Excludes most government employees, railroad employees, and self-employed persons. Size class 1 to 4 employees includes establishments having payroll, but no employees, during mid-March pay period. For meaning of abbreviations and symbols, see introductory text. For explanation of terms, see Appendix A. For statement on reliability, see the note at the end of the table and Appendix C]

NAICS code	Geography, kind of business, and employment size class	Establishments (number)	Paid employees for pay period including March 12 (number)	First-quarter payroll (\$1,000)	Annual payroll (\$1,000)
42	GLOUCESTER—Con.				
	Wholesale trade—Con.				
424	Nondurable goods merchant wholesalers—Con.				
4247	Petroleum and petroleum products merchant wholesalers				
	All establishments	9	156	2 767	6 868
	Establishments with 1 to 4 employees	4	X	X	X
	Establishments with 5 to 9 employees	3	X	X	X
	Establishments with 10 to 19 employees	—	X	X	X
	Establishments with 20 to 49 employees	1	X	X	X
	Establishments with 50 to 99 employees	—	X	X	X
	Establishments with 100 to 249 employees	1	X	X	X
	Establishments with 250 to 499 employees	—	X	X	X
	Establishments with 500 to 999 employees	—	X	X	X
	Establishments with 1,000 employees or more	—	X	X	X
42471	Petroleum bulk stations and terminals				
	All establishments	3	134	2 301	5 398
	Establishments with 1 to 4 employees	—	X	X	X
	Establishments with 5 to 9 employees	1	X	X	X
	Establishments with 10 to 19 employees	—	X	X	X
	Establishments with 20 to 49 employees	1	X	X	X
	Establishments with 50 to 99 employees	—	X	X	X
	Establishments with 100 to 249 employees	1	X	X	X
	Establishments with 250 to 499 employees	—	X	X	X
	Establishments with 500 to 999 employees	—	X	X	X
	Establishments with 1,000 employees or more	—	X	X	X
424710	Petroleum bulk stations and terminals				
	All establishments	3	134	2 301	5 398
	Establishments with 1 to 4 employees	—	X	X	X
	Establishments with 5 to 9 employees	1	X	X	X
	Establishments with 10 to 19 employees	—	X	X	X
	Establishments with 20 to 49 employees	1	X	X	X
	Establishments with 50 to 99 employees	—	X	X	X
	Establishments with 100 to 249 employees	1	X	X	X
	Establishments with 250 to 499 employees	—	X	X	X
	Establishments with 500 to 999 employees	—	X	X	X
	Establishments with 1,000 employees or more	—	X	X	X
4249	Miscellaneous nondurable goods merchant wholesalers				
	All establishments	22	600	4 860	20 910
	Establishments with 1 to 4 employees	14	X	X	X
	Establishments with 5 to 9 employees	5	X	X	X
	Establishments with 10 to 19 employees	1	X	X	X
	Establishments with 20 to 49 employees	1	X	X	X
	Establishments with 50 to 99 employees	—	X	X	X
	Establishments with 100 to 249 employees	—	X	X	X
	Establishments with 250 to 499 employees	—	X	X	X
	Establishments with 500 to 999 employees	1	X	X	X
	Establishments with 1,000 employees or more	—	X	X	X
42493	Flower, nursery stock, and florists' supplies merchant wholesalers				
	All establishments	5	f	D	D
	Establishments with 1 to 4 employees	2	X	X	X
	Establishments with 5 to 9 employees	2	X	X	X
	Establishments with 10 to 19 employees	—	X	X	X
	Establishments with 20 to 49 employees	—	X	X	X
	Establishments with 50 to 99 employees	—	X	X	X
	Establishments with 100 to 249 employees	—	X	X	X
	Establishments with 250 to 499 employees	—	X	X	X
	Establishments with 500 to 999 employees	1	X	X	X
	Establishments with 1,000 employees or more	—	X	X	X
424930	Flower, nursery stock, and florists' supplies merchant wholesalers				
	All establishments	5	f	D	D
	Establishments with 1 to 4 employees	2	X	X	X
	Establishments with 5 to 9 employees	2	X	X	X
	Establishments with 10 to 19 employees	—	X	X	X
	Establishments with 20 to 49 employees	—	X	X	X
	Establishments with 50 to 99 employees	—	X	X	X
	Establishments with 100 to 249 employees	—	X	X	X
	Establishments with 250 to 499 employees	—	X	X	X
	Establishments with 500 to 999 employees	1	X	X	X
	Establishments with 1,000 employees or more	—	X	X	X
425	Wholesale electronic markets and agents and brokers				
	All establishments	29	206	2 722	9 889
	Establishments with 1 to 4 employees	13	X	X	X
	Establishments with 5 to 9 employees	8	X	X	X
	Establishments with 10 to 19 employees	5	X	X	X
	Establishments with 20 to 49 employees	3	X	X	X
	Establishments with 50 to 99 employees	—	X	X	X
	Establishments with 100 to 249 employees	—	X	X	X
	Establishments with 250 to 499 employees	—	X	X	X
	Establishments with 500 to 999 employees	—	X	X	X
	Establishments with 1,000 employees or more	—	X	X	X

See footnotes at end of table.

Table 5. Establishments, Employees, and Payroll by Industry and Employment Size of Establishments by County: 2004—Con.

[Excludes most government employees, railroad employees, and self-employed persons. Size class 1 to 4 employees includes establishments having payroll, but no employees, during mid-March pay period. For meaning of abbreviations and symbols, see introductory text. For explanation of terms, see Appendix A. For statement on reliability, see the note at the end of the table and Appendix C]

NAICS code	Geography, kind of business, and employment size class	Establishments (number)	Paid employees for pay period including March 12 (number)	First-quarter payroll (\$1,000)	Annual payroll (\$1,000)
42	GLOUCESTER—Con.				
	Wholesale trade—Con.				
425	Wholesale electronic markets and agents and brokers—Con.				
4251	Wholesale electronic markets and agents and brokers				
	All establishments	29	206	2 722	9 889
	Establishments with 1 to 4 employees	13	X	X	X
	Establishments with 5 to 9 employees	8	X	X	X
	Establishments with 10 to 19 employees	5	X	X	X
	Establishments with 20 to 49 employees	3	X	X	X
	Establishments with 50 to 99 employees	—	X	X	X
	Establishments with 100 to 249 employees	—	X	X	X
	Establishments with 250 to 499 employees	—	X	X	X
	Establishments with 500 to 999 employees	—	X	X	X
	Establishments with 1,000 employees or more	—	X	X	X
42512	Wholesale trade agents and brokers				
	All establishments	29	206	2 722	9 889
	Establishments with 1 to 4 employees	13	X	X	X
	Establishments with 5 to 9 employees	8	X	X	X
	Establishments with 10 to 19 employees	5	X	X	X
	Establishments with 20 to 49 employees	3	X	X	X
	Establishments with 50 to 99 employees	—	X	X	X
	Establishments with 100 to 249 employees	—	X	X	X
	Establishments with 250 to 499 employees	—	X	X	X
	Establishments with 500 to 999 employees	—	X	X	X
	Establishments with 1,000 employees or more	—	X	X	X
425120	Wholesale trade agents and brokers				
	All establishments	29	206	2 722	9 889
	Establishments with 1 to 4 employees	13	X	X	X
	Establishments with 5 to 9 employees	8	X	X	X
	Establishments with 10 to 19 employees	5	X	X	X
	Establishments with 20 to 49 employees	3	X	X	X
	Establishments with 50 to 99 employees	—	X	X	X
	Establishments with 100 to 249 employees	—	X	X	X
	Establishments with 250 to 499 employees	—	X	X	X
	Establishments with 500 to 999 employees	—	X	X	X
	Establishments with 1,000 employees or more	—	X	X	X
44-45	Retail trade				
	All establishments	979	17 222	82 923	356 002
	Establishments with 1 to 4 employees	420	X	X	X
	Establishments with 5 to 9 employees	188	X	X	X
	Establishments with 10 to 19 employees	164	X	X	X
	Establishments with 20 to 49 employees	130	X	X	X
	Establishments with 50 to 99 employees	46	X	X	X
	Establishments with 100 to 249 employees	21	X	X	X
	Establishments with 250 to 499 employees	10	X	X	X
	Establishments with 500 to 999 employees	—	X	X	X
	Establishments with 1,000 employees or more	—	X	X	X
441	Motor vehicle and parts dealers				
	All establishments	125	2 295	18 458	81 329
	Establishments with 1 to 4 employees	48	X	X	X
	Establishments with 5 to 9 employees	19	X	X	X
	Establishments with 10 to 19 employees	20	X	X	X
	Establishments with 20 to 49 employees	27	X	X	X
	Establishments with 50 to 99 employees	10	X	X	X
	Establishments with 100 to 249 employees	—	X	X	X
	Establishments with 250 to 499 employees	1	X	X	X
	Establishments with 500 to 999 employees	—	X	X	X
	Establishments with 1,000 employees or more	—	X	X	X
4411	Automobile dealers				
	All establishments	59	1 536	14 034	61 592
	Establishments with 1 to 4 employees	26	X	X	X
	Establishments with 5 to 9 employees	3	X	X	X
	Establishments with 10 to 19 employees	5	X	X	X
	Establishments with 20 to 49 employees	15	X	X	X
	Establishments with 50 to 99 employees	9	X	X	X
	Establishments with 100 to 249 employees	—	X	X	X
	Establishments with 250 to 499 employees	1	X	X	X
	Establishments with 500 to 999 employees	—	X	X	X
	Establishments with 1,000 employees or more	—	X	X	X
44111	New car dealers				
	All establishments	33	1 473	13 625	59 402
	Establishments with 1 to 4 employees	2	X	X	X
	Establishments with 5 to 9 employees	2	X	X	X
	Establishments with 10 to 19 employees	4	X	X	X
	Establishments with 20 to 49 employees	15	X	X	X
	Establishments with 50 to 99 employees	9	X	X	X
	Establishments with 100 to 249 employees	—	X	X	X
	Establishments with 250 to 499 employees	1	X	X	X
	Establishments with 500 to 999 employees	—	X	X	X
	Establishments with 1,000 employees or more	—	X	X	X

See footnotes at end of table.

Table 5. Establishments, Employees, and Payroll by Industry and Employment Size of Establishments by County: 2004—Con.

[Excludes most government employees, railroad employees, and self-employed persons. Size class 1 to 4 employees includes establishments having payroll, but no employees, during mid-March pay period. For meaning of abbreviations and symbols, see introductory text. For explanation of terms, see Appendix A. For statement on reliability, see the note at the end of the table and Appendix C]

NAICS code	Geography, kind of business, and employment size class	Establishments (number)	Paid employees for pay period including March 12 (number)	First-quarter payroll (\$1,000)	Annual payroll (\$1,000)
	GLOUCESTER—Con.				
44-45	Retail trade—Con.				
441	Motor vehicle and parts dealers—Con.				
4411	Automobile dealers—Con.				
44111	New car dealers—Con.				
441110	New car dealers				
	All establishments	33	1 473	13 625	59 402
	Establishments with 1 to 4 employees	2	X	X	X
	Establishments with 5 to 9 employees	2	X	X	X
	Establishments with 10 to 19 employees	4	X	X	X
	Establishments with 20 to 49 employees	15	X	X	X
	Establishments with 50 to 99 employees	9	X	X	X
	Establishments with 100 to 249 employees	—	X	X	X
	Establishments with 250 to 499 employees	1	X	X	X
	Establishments with 500 to 999 employees	—	X	X	X
	Establishments with 1,000 employees or more	—	X	X	X
4412	Other motor vehicle dealers				
	All establishments	12	186	1 515	7 202
	Establishments with 1 to 4 employees	3	X	X	X
	Establishments with 5 to 9 employees	3	X	X	X
	Establishments with 10 to 19 employees	2	X	X	X
	Establishments with 20 to 49 employees	3	X	X	X
	Establishments with 50 to 99 employees	1	X	X	X
	Establishments with 100 to 249 employees	—	X	X	X
	Establishments with 250 to 499 employees	—	X	X	X
	Establishments with 500 to 999 employees	—	X	X	X
	Establishments with 1,000 employees or more	—	X	X	X
44121	Recreational vehicle dealers				
	All establishments	4	125	1 084	5 044
	Establishments with 1 to 4 employees	—	X	X	X
	Establishments with 5 to 9 employees	—	X	X	X
	Establishments with 10 to 19 employees	1	X	X	X
	Establishments with 20 to 49 employees	2	X	X	X
	Establishments with 50 to 99 employees	1	X	X	X
	Establishments with 100 to 249 employees	—	X	X	X
	Establishments with 250 to 499 employees	—	X	X	X
	Establishments with 500 to 999 employees	—	X	X	X
	Establishments with 1,000 employees or more	—	X	X	X
441210	Recreational vehicle dealers				
	All establishments	4	125	1 084	5 044
	Establishments with 1 to 4 employees	—	X	X	X
	Establishments with 5 to 9 employees	—	X	X	X
	Establishments with 10 to 19 employees	1	X	X	X
	Establishments with 20 to 49 employees	2	X	X	X
	Establishments with 50 to 99 employees	1	X	X	X
	Establishments with 100 to 249 employees	—	X	X	X
	Establishments with 250 to 499 employees	—	X	X	X
	Establishments with 500 to 999 employees	—	X	X	X
	Establishments with 1,000 employees or more	—	X	X	X
4413	Automotive parts, accessories, and tire stores				
	All establishments	54	573	2 909	12 535
	Establishments with 1 to 4 employees	19	X	X	X
	Establishments with 5 to 9 employees	13	X	X	X
	Establishments with 10 to 19 employees	13	X	X	X
	Establishments with 20 to 49 employees	9	X	X	X
	Establishments with 50 to 99 employees	—	X	X	X
	Establishments with 100 to 249 employees	—	X	X	X
	Establishments with 250 to 499 employees	—	X	X	X
	Establishments with 500 to 999 employees	—	X	X	X
	Establishments with 1,000 employees or more	—	X	X	X
44131	Automotive parts and accessories stores				
	All establishments	40	452	2 106	9 345
	Establishments with 1 to 4 employees	16	X	X	X
	Establishments with 5 to 9 employees	7	X	X	X
	Establishments with 10 to 19 employees	9	X	X	X
	Establishments with 20 to 49 employees	8	X	X	X
	Establishments with 50 to 99 employees	—	X	X	X
	Establishments with 100 to 249 employees	—	X	X	X
	Establishments with 250 to 499 employees	—	X	X	X
	Establishments with 500 to 999 employees	—	X	X	X
	Establishments with 1,000 employees or more	—	X	X	X
441310	Automotive parts and accessories stores				
	All establishments	40	452	2 106	9 345
	Establishments with 1 to 4 employees	16	X	X	X
	Establishments with 5 to 9 employees	7	X	X	X
	Establishments with 10 to 19 employees	9	X	X	X
	Establishments with 20 to 49 employees	8	X	X	X
	Establishments with 50 to 99 employees	—	X	X	X
	Establishments with 100 to 249 employees	—	X	X	X
	Establishments with 250 to 499 employees	—	X	X	X
	Establishments with 500 to 999 employees	—	X	X	X
	Establishments with 1,000 employees or more	—	X	X	X

See footnotes at end of table.

Table 5. Establishments, Employees, and Payroll by Industry and Employment Size of Establishments by County: 2004—Con.

[Excludes most government employees, railroad employees, and self-employed persons. Size class 1 to 4 employees includes establishments having payroll, but no employees, during mid-March pay period. For meaning of abbreviations and symbols, see introductory text. For explanation of terms, see Appendix A. For statement on reliability, see the note at the end of the table and Appendix C]

NAICS code	Geography, kind of business, and employment size class	Establishments (number)	Paid employees for pay period including March 12 (number)	First-quarter payroll (\$1,000)	Annual payroll (\$1,000)
	GLOUCESTER—Con.				
44-45	Retail trade—Con.				
441	Motor vehicle and parts dealers—Con.				
4413	Automotive parts, accessories, and tire stores—Con.				
44132	Tire dealers				
	All establishments	14	121	803	3 190
	Establishments with 1 to 4 employees	3	X	X	X
	Establishments with 5 to 9 employees	6	X	X	X
	Establishments with 10 to 19 employees	4	X	X	X
	Establishments with 20 to 49 employees	1	X	X	X
	Establishments with 50 to 99 employees	—	X	X	X
	Establishments with 100 to 249 employees	—	X	X	X
	Establishments with 250 to 499 employees	—	X	X	X
	Establishments with 500 to 999 employees	—	X	X	X
	Establishments with 1,000 employees or more	—	X	X	X
441320	Tire dealers				
	All establishments	14	121	803	3 190
	Establishments with 1 to 4 employees	3	X	X	X
	Establishments with 5 to 9 employees	6	X	X	X
	Establishments with 10 to 19 employees	4	X	X	X
	Establishments with 20 to 49 employees	1	X	X	X
	Establishments with 50 to 99 employees	—	X	X	X
	Establishments with 100 to 249 employees	—	X	X	X
	Establishments with 250 to 499 employees	—	X	X	X
	Establishments with 500 to 999 employees	—	X	X	X
	Establishments with 1,000 employees or more	—	X	X	X
442	Furniture and home furnishings stores				
	All establishments	46	545	3 596	13 622
	Establishments with 1 to 4 employees	23	X	X	X
	Establishments with 5 to 9 employees	6	X	X	X
	Establishments with 10 to 19 employees	9	X	X	X
	Establishments with 20 to 49 employees	6	X	X	X
	Establishments with 50 to 99 employees	2	X	X	X
	Establishments with 100 to 249 employees	—	X	X	X
	Establishments with 250 to 499 employees	—	X	X	X
	Establishments with 500 to 999 employees	—	X	X	X
	Establishments with 1,000 employees or more	—	X	X	X
4421	Furniture stores				
	All establishments	20	293	2 086	7 852
	Establishments with 1 to 4 employees	9	X	X	X
	Establishments with 5 to 9 employees	2	X	X	X
	Establishments with 10 to 19 employees	4	X	X	X
	Establishments with 20 to 49 employees	4	X	X	X
	Establishments with 50 to 99 employees	1	X	X	X
	Establishments with 100 to 249 employees	—	X	X	X
	Establishments with 250 to 499 employees	—	X	X	X
	Establishments with 500 to 999 employees	—	X	X	X
	Establishments with 1,000 employees or more	—	X	X	X
44211	Furniture stores				
	All establishments	20	293	2 086	7 852
	Establishments with 1 to 4 employees	9	X	X	X
	Establishments with 5 to 9 employees	2	X	X	X
	Establishments with 10 to 19 employees	4	X	X	X
	Establishments with 20 to 49 employees	4	X	X	X
	Establishments with 50 to 99 employees	1	X	X	X
	Establishments with 100 to 249 employees	—	X	X	X
	Establishments with 250 to 499 employees	—	X	X	X
	Establishments with 500 to 999 employees	—	X	X	X
	Establishments with 1,000 employees or more	—	X	X	X
442110	Furniture stores				
	All establishments	20	293	2 086	7 852
	Establishments with 1 to 4 employees	9	X	X	X
	Establishments with 5 to 9 employees	2	X	X	X
	Establishments with 10 to 19 employees	4	X	X	X
	Establishments with 20 to 49 employees	4	X	X	X
	Establishments with 50 to 99 employees	1	X	X	X
	Establishments with 100 to 249 employees	—	X	X	X
	Establishments with 250 to 499 employees	—	X	X	X
	Establishments with 500 to 999 employees	—	X	X	X
	Establishments with 1,000 employees or more	—	X	X	X
4422	Home furnishings stores				
	All establishments	26	252	1 510	5 770
	Establishments with 1 to 4 employees	14	X	X	X
	Establishments with 5 to 9 employees	4	X	X	X
	Establishments with 10 to 19 employees	5	X	X	X
	Establishments with 20 to 49 employees	2	X	X	X
	Establishments with 50 to 99 employees	1	X	X	X
	Establishments with 100 to 249 employees	—	X	X	X
	Establishments with 250 to 499 employees	—	X	X	X
	Establishments with 500 to 999 employees	—	X	X	X
	Establishments with 1,000 employees or more	—	X	X	X

See footnotes at end of table.

Table 5. Establishments, Employees, and Payroll by Industry and Employment Size of Establishments by County: 2004—Con.

[Excludes most government employees, railroad employees, and self-employed persons. Size class 1 to 4 employees includes establishments having payroll, but no employees, during mid-March pay period. For meaning of abbreviations and symbols, see introductory text. For explanation of terms, see Appendix A. For statement on reliability, see the note at the end of the table and Appendix C]

NAICS code	Geography, kind of business, and employment size class	Establishments (number)	Paid employees for pay period including March 12 (number)	First-quarter payroll (\$1,000)	Annual payroll (\$1,000)
	GLOUCESTER—Con.				
44-45	Retail trade—Con.				
442	Furniture and home furnishings stores—Con.				
4422	Home furnishings stores—Con.				
44229	Other home furnishings stores				
	All establishments	13	170	935	3 374
	Establishments with 1 to 4 employees	7	X	X	X
	Establishments with 5 to 9 employees	—	X	X	X
	Establishments with 10 to 19 employees	3	X	X	X
	Establishments with 20 to 49 employees	2	X	X	X
	Establishments with 50 to 99 employees	1	X	X	X
	Establishments with 100 to 249 employees	—	X	X	X
	Establishments with 250 to 499 employees	—	X	X	X
	Establishments with 500 to 999 employees	—	X	X	X
	Establishments with 1,000 employees or more	—	X	X	X
442299	All other home furnishings stores				
	All establishments	11	C	D	D
	Establishments with 1 to 4 employees	6	X	X	X
	Establishments with 5 to 9 employees	—	X	X	X
	Establishments with 10 to 19 employees	2	X	X	X
	Establishments with 20 to 49 employees	2	X	X	X
	Establishments with 50 to 99 employees	1	X	X	X
	Establishments with 100 to 249 employees	—	X	X	X
	Establishments with 250 to 499 employees	—	X	X	X
	Establishments with 500 to 999 employees	—	X	X	X
	Establishments with 1,000 employees or more	—	X	X	X
443	Electronics and appliance stores				
	All establishments	41	417	2 090	8 358
	Establishments with 1 to 4 employees	23	X	X	X
	Establishments with 5 to 9 employees	13	X	X	X
	Establishments with 10 to 19 employees	3	X	X	X
	Establishments with 20 to 49 employees	—	X	X	X
	Establishments with 50 to 99 employees	—	X	X	X
	Establishments with 100 to 249 employees	2	X	X	X
	Establishments with 250 to 499 employees	—	X	X	X
	Establishments with 500 to 999 employees	—	X	X	X
	Establishments with 1,000 employees or more	—	X	X	X
4431	Electronics and appliance stores				
	All establishments	41	417	2 090	8 358
	Establishments with 1 to 4 employees	23	X	X	X
	Establishments with 5 to 9 employees	13	X	X	X
	Establishments with 10 to 19 employees	3	X	X	X
	Establishments with 20 to 49 employees	—	X	X	X
	Establishments with 50 to 99 employees	—	X	X	X
	Establishments with 100 to 249 employees	2	X	X	X
	Establishments with 250 to 499 employees	—	X	X	X
	Establishments with 500 to 999 employees	—	X	X	X
	Establishments with 1,000 employees or more	—	X	X	X
44311	Appliance, television, and other electronics stores				
	All establishments	30	363	1 817	7 322
	Establishments with 1 to 4 employees	17	X	X	X
	Establishments with 5 to 9 employees	8	X	X	X
	Establishments with 10 to 19 employees	3	X	X	X
	Establishments with 20 to 49 employees	—	X	X	X
	Establishments with 50 to 99 employees	—	X	X	X
	Establishments with 100 to 249 employees	2	X	X	X
	Establishments with 250 to 499 employees	—	X	X	X
	Establishments with 500 to 999 employees	—	X	X	X
	Establishments with 1,000 employees or more	—	X	X	X
443112	Radio, television, and other electronics stores				
	All establishments	21	334	1 650	6 650
	Establishments with 1 to 4 employees	11	X	X	X
	Establishments with 5 to 9 employees	5	X	X	X
	Establishments with 10 to 19 employees	3	X	X	X
	Establishments with 20 to 49 employees	—	X	X	X
	Establishments with 50 to 99 employees	—	X	X	X
	Establishments with 100 to 249 employees	2	X	X	X
	Establishments with 250 to 499 employees	—	X	X	X
	Establishments with 500 to 999 employees	—	X	X	X
	Establishments with 1,000 employees or more	—	X	X	X
444	Building material and garden equipment and supplies dealers				
	All establishments	75	1 504	8 598	38 802
	Establishments with 1 to 4 employees	30	X	X	X
	Establishments with 5 to 9 employees	16	X	X	X
	Establishments with 10 to 19 employees	14	X	X	X
	Establishments with 20 to 49 employees	9	X	X	X
	Establishments with 50 to 99 employees	1	X	X	X
	Establishments with 100 to 249 employees	5	X	X	X
	Establishments with 250 to 499 employees	—	X	X	X
	Establishments with 500 to 999 employees	—	X	X	X
	Establishments with 1,000 employees or more	—	X	X	X

See footnotes at end of table.

Table 5. Establishments, Employees, and Payroll by Industry and Employment Size of Establishments by County: 2004—Con.

[Excludes most government employees, railroad employees, and self-employed persons. Size class 1 to 4 employees includes establishments having payroll, but no employees, during mid-March pay period. For meaning of abbreviations and symbols, see introductory text. For explanation of terms, see Appendix A. For statement on reliability, see the note at the end of the table and Appendix C]

NAICS code	Geography, kind of business, and employment size class	Establishments (number)	Paid employees for pay period including March 12 (number)	First-quarter payroll (\$1,000)	Annual payroll (\$1,000)
	GLOUCESTER—Con.				
44-45	Retail trade—Con.				
444	Building material and garden equipment and supplies dealers—Con.				
4441	Building material and supplies dealers				
	All establishments	60	1 318	7 890	34 020
	Establishments with 1 to 4 employees	24	X	X	X
	Establishments with 5 to 9 employees	13	X	X	X
	Establishments with 10 to 19 employees	10	X	X	X
	Establishments with 20 to 49 employees	8	X	X	X
	Establishments with 50 to 99 employees	—	X	X	X
	Establishments with 100 to 249 employees	5	X	X	X
	Establishments with 250 to 499 employees	—	X	X	X
	Establishments with 500 to 999 employees	—	X	X	X
	Establishments with 1,000 employees or more	—	X	X	X
44411	Home centers				
	All establishments	6	f	D	D
	Establishments with 1 to 4 employees	—	X	X	X
	Establishments with 5 to 9 employees	—	X	X	X
	Establishments with 10 to 19 employees	1	X	X	X
	Establishments with 20 to 49 employees	—	X	X	X
	Establishments with 50 to 99 employees	—	X	X	X
	Establishments with 100 to 249 employees	5	X	X	X
	Establishments with 250 to 499 employees	—	X	X	X
	Establishments with 500 to 999 employees	—	X	X	X
	Establishments with 1,000 employees or more	—	X	X	X
444110	Home centers				
	All establishments	6	f	D	D
	Establishments with 1 to 4 employees	—	X	X	X
	Establishments with 5 to 9 employees	—	X	X	X
	Establishments with 10 to 19 employees	1	X	X	X
	Establishments with 20 to 49 employees	—	X	X	X
	Establishments with 50 to 99 employees	—	X	X	X
	Establishments with 100 to 249 employees	5	X	X	X
	Establishments with 250 to 499 employees	—	X	X	X
	Establishments with 500 to 999 employees	—	X	X	X
	Establishments with 1,000 employees or more	—	X	X	X
44413	Hardware stores				
	All establishments	10	130	611	2 562
	Establishments with 1 to 4 employees	2	X	X	X
	Establishments with 5 to 9 employees	3	X	X	X
	Establishments with 10 to 19 employees	3	X	X	X
	Establishments with 20 to 49 employees	2	X	X	X
	Establishments with 50 to 99 employees	—	X	X	X
	Establishments with 100 to 249 employees	—	X	X	X
	Establishments with 250 to 499 employees	—	X	X	X
	Establishments with 500 to 999 employees	—	X	X	X
	Establishments with 1,000 employees or more	—	X	X	X
444130	Hardware stores				
	All establishments	10	130	611	2 562
	Establishments with 1 to 4 employees	2	X	X	X
	Establishments with 5 to 9 employees	3	X	X	X
	Establishments with 10 to 19 employees	3	X	X	X
	Establishments with 20 to 49 employees	2	X	X	X
	Establishments with 50 to 99 employees	—	X	X	X
	Establishments with 100 to 249 employees	—	X	X	X
	Establishments with 250 to 499 employees	—	X	X	X
	Establishments with 500 to 999 employees	—	X	X	X
	Establishments with 1,000 employees or more	—	X	X	X
44419	Other building material dealers				
	All establishments	34	307	2 377	11 731
	Establishments with 1 to 4 employees	14	X	X	X
	Establishments with 5 to 9 employees	9	X	X	X
	Establishments with 10 to 19 employees	6	X	X	X
	Establishments with 20 to 49 employees	5	X	X	X
	Establishments with 50 to 99 employees	—	X	X	X
	Establishments with 100 to 249 employees	—	X	X	X
	Establishments with 250 to 499 employees	—	X	X	X
	Establishments with 500 to 999 employees	—	X	X	X
	Establishments with 1,000 employees or more	—	X	X	X
444190	Other building material dealers				
	All establishments	34	307	2 377	11 731
	Establishments with 1 to 4 employees	14	X	X	X
	Establishments with 5 to 9 employees	9	X	X	X
	Establishments with 10 to 19 employees	6	X	X	X
	Establishments with 20 to 49 employees	5	X	X	X
	Establishments with 50 to 99 employees	—	X	X	X
	Establishments with 100 to 249 employees	—	X	X	X
	Establishments with 250 to 499 employees	—	X	X	X
	Establishments with 500 to 999 employees	—	X	X	X
	Establishments with 1,000 employees or more	—	X	X	X

See footnotes at end of table.

Table 5. Establishments, Employees, and Payroll by Industry and Employment Size of Establishments by County: 2004—Con.

[Excludes most government employees, railroad employees, and self-employed persons. Size class 1 to 4 employees includes establishments having payroll, but no employees, during mid-March pay period. For meaning of abbreviations and symbols, see introductory text. For explanation of terms, see Appendix A. For statement on reliability, see the note at the end of the table and Appendix C]

NAICS code	Geography, kind of business, and employment size class	Establishments (number)	Paid employees for pay period including March 12 (number)	First-quarter payroll (\$1,000)	Annual payroll (\$1,000)
	GLOUCESTER—Con.				
44-45	Retail trade—Con.				
444	Building material and garden equipment and supplies dealers—Con.				
4442	Lawn and garden equipment and supplies stores				
	All establishments	15	186	708	4 782
	Establishments with 1 to 4 employees	6	X	X	X
	Establishments with 5 to 9 employees	3	X	X	X
	Establishments with 10 to 19 employees	4	X	X	X
	Establishments with 20 to 49 employees	1	X	X	X
	Establishments with 50 to 99 employees	1	X	X	X
	Establishments with 100 to 249 employees	—	X	X	X
	Establishments with 250 to 499 employees	—	X	X	X
	Establishments with 500 to 999 employees	—	X	X	X
	Establishments with 1,000 employees or more	—	X	X	X
44422	Nursery, garden center, and farm supply stores				
	All establishments	13	c	D	D
	Establishments with 1 to 4 employees	4	X	X	X
	Establishments with 5 to 9 employees	3	X	X	X
	Establishments with 10 to 19 employees	4	X	X	X
	Establishments with 20 to 49 employees	1	X	X	X
	Establishments with 50 to 99 employees	1	X	X	X
	Establishments with 100 to 249 employees	—	X	X	X
	Establishments with 250 to 499 employees	—	X	X	X
	Establishments with 500 to 999 employees	—	X	X	X
	Establishments with 1,000 employees or more	—	X	X	X
444220	Nursery, garden center, and farm supply stores				
	All establishments	13	c	D	D
	Establishments with 1 to 4 employees	4	X	X	X
	Establishments with 5 to 9 employees	3	X	X	X
	Establishments with 10 to 19 employees	4	X	X	X
	Establishments with 20 to 49 employees	1	X	X	X
	Establishments with 50 to 99 employees	1	X	X	X
	Establishments with 100 to 249 employees	—	X	X	X
	Establishments with 250 to 499 employees	—	X	X	X
	Establishments with 500 to 999 employees	—	X	X	X
	Establishments with 1,000 employees or more	—	X	X	X
445	Food and beverage stores				
	All establishments	197	3 869	16 079	69 080
	Establishments with 1 to 4 employees	87	X	X	X
	Establishments with 5 to 9 employees	24	X	X	X
	Establishments with 10 to 19 employees	40	X	X	X
	Establishments with 20 to 49 employees	31	X	X	X
	Establishments with 50 to 99 employees	4	X	X	X
	Establishments with 100 to 249 employees	8	X	X	X
	Establishments with 250 to 499 employees	3	X	X	X
	Establishments with 500 to 999 employees	—	X	X	X
	Establishments with 1,000 employees or more	—	X	X	X
4451	Grocery stores				
	All establishments	128	3 455	14 668	62 525
	Establishments with 1 to 4 employees	43	X	X	X
	Establishments with 5 to 9 employees	12	X	X	X
	Establishments with 10 to 19 employees	32	X	X	X
	Establishments with 20 to 49 employees	26	X	X	X
	Establishments with 50 to 99 employees	4	X	X	X
	Establishments with 100 to 249 employees	8	X	X	X
	Establishments with 250 to 499 employees	3	X	X	X
	Establishments with 500 to 999 employees	—	X	X	X
	Establishments with 1,000 employees or more	—	X	X	X
44511	Supermarkets and other grocery (except convenience) stores				
	All establishments	50	2 488	11 551	48 893
	Establishments with 1 to 4 employees	20	X	X	X
	Establishments with 5 to 9 employees	5	X	X	X
	Establishments with 10 to 19 employees	2	X	X	X
	Establishments with 20 to 49 employees	9	X	X	X
	Establishments with 50 to 99 employees	3	X	X	X
	Establishments with 100 to 249 employees	8	X	X	X
	Establishments with 250 to 499 employees	3	X	X	X
	Establishments with 500 to 999 employees	—	X	X	X
	Establishments with 1,000 employees or more	—	X	X	X
445110	Supermarkets and other grocery (except convenience) stores				
	All establishments	50	2 488	11 551	48 893
	Establishments with 1 to 4 employees	20	X	X	X
	Establishments with 5 to 9 employees	5	X	X	X
	Establishments with 10 to 19 employees	2	X	X	X
	Establishments with 20 to 49 employees	9	X	X	X
	Establishments with 50 to 99 employees	3	X	X	X
	Establishments with 100 to 249 employees	8	X	X	X
	Establishments with 250 to 499 employees	3	X	X	X
	Establishments with 500 to 999 employees	—	X	X	X
	Establishments with 1,000 employees or more	—	X	X	X

See footnotes at end of table.

Table 5. Establishments, Employees, and Payroll by Industry and Employment Size of Establishments by County: 2004—Con.

[Excludes most government employees, railroad employees, and self-employed persons. Size class 1 to 4 employees includes establishments having payroll, but no employees, during mid-March pay period. For meaning of abbreviations and symbols, see introductory text. For explanation of terms, see Appendix A. For statement on reliability, see the note at the end of the table and Appendix C]

NAICS code	Geography, kind of business, and employment size class	Establishments (number)	Paid employees for pay period including March 12 (number)	First-quarter payroll (\$1,000)	Annual payroll (\$1,000)
	GLOUCESTER—Con.				
44-45	Retail trade—Con.				
445	Food and beverage stores—Con.				
4451	Grocery stores—Con.				
44512	Convenience stores				
	All establishments	78	967	3 117	13 632
	Establishments with 1 to 4 employees	23	X	X	X
	Establishments with 5 to 9 employees	7	X	X	X
	Establishments with 10 to 19 employees	30	X	X	X
	Establishments with 20 to 49 employees	17	X	X	X
	Establishments with 50 to 99 employees	1	X	X	X
	Establishments with 100 to 249 employees	—	X	X	X
	Establishments with 250 to 499 employees	—	X	X	X
	Establishments with 500 to 999 employees	—	X	X	X
	Establishments with 1,000 employees or more	—	X	X	X
445120	Convenience stores				
	All establishments	78	967	3 117	13 632
	Establishments with 1 to 4 employees	23	X	X	X
	Establishments with 5 to 9 employees	7	X	X	X
	Establishments with 10 to 19 employees	30	X	X	X
	Establishments with 20 to 49 employees	17	X	X	X
	Establishments with 50 to 99 employees	1	X	X	X
	Establishments with 100 to 249 employees	—	X	X	X
	Establishments with 250 to 499 employees	—	X	X	X
	Establishments with 500 to 999 employees	—	X	X	X
	Establishments with 1,000 employees or more	—	X	X	X
4452	Specialty food stores				
	All establishments	37	217	609	3 089
	Establishments with 1 to 4 employees	25	X	X	X
	Establishments with 5 to 9 employees	5	X	X	X
	Establishments with 10 to 19 employees	4	X	X	X
	Establishments with 20 to 49 employees	3	X	X	X
	Establishments with 50 to 99 employees	—	X	X	X
	Establishments with 100 to 249 employees	—	X	X	X
	Establishments with 250 to 499 employees	—	X	X	X
	Establishments with 500 to 999 employees	—	X	X	X
	Establishments with 1,000 employees or more	—	X	X	X
44523	Fruit and vegetable markets				
	All establishments	13	120	360	1 749
	Establishments with 1 to 4 employees	7	X	X	X
	Establishments with 5 to 9 employees	2	X	X	X
	Establishments with 10 to 19 employees	1	X	X	X
	Establishments with 20 to 49 employees	3	X	X	X
	Establishments with 50 to 99 employees	—	X	X	X
	Establishments with 100 to 249 employees	—	X	X	X
	Establishments with 250 to 499 employees	—	X	X	X
	Establishments with 500 to 999 employees	—	X	X	X
	Establishments with 1,000 employees or more	—	X	X	X
445230	Fruit and vegetable markets				
	All establishments	13	120	360	1 749
	Establishments with 1 to 4 employees	7	X	X	X
	Establishments with 5 to 9 employees	2	X	X	X
	Establishments with 10 to 19 employees	1	X	X	X
	Establishments with 20 to 49 employees	3	X	X	X
	Establishments with 50 to 99 employees	—	X	X	X
	Establishments with 100 to 249 employees	—	X	X	X
	Establishments with 250 to 499 employees	—	X	X	X
	Establishments with 500 to 999 employees	—	X	X	X
	Establishments with 1,000 employees or more	—	X	X	X
4453	Beer, wine, and liquor stores				
	All establishments	32	197	802	3 466
	Establishments with 1 to 4 employees	19	X	X	X
	Establishments with 5 to 9 employees	7	X	X	X
	Establishments with 10 to 19 employees	4	X	X	X
	Establishments with 20 to 49 employees	2	X	X	X
	Establishments with 50 to 99 employees	—	X	X	X
	Establishments with 100 to 249 employees	—	X	X	X
	Establishments with 250 to 499 employees	—	X	X	X
	Establishments with 500 to 999 employees	—	X	X	X
	Establishments with 1,000 employees or more	—	X	X	X
44531	Beer, wine, and liquor stores				
	All establishments	32	197	802	3 466
	Establishments with 1 to 4 employees	19	X	X	X
	Establishments with 5 to 9 employees	7	X	X	X
	Establishments with 10 to 19 employees	4	X	X	X
	Establishments with 20 to 49 employees	2	X	X	X
	Establishments with 50 to 99 employees	—	X	X	X
	Establishments with 100 to 249 employees	—	X	X	X
	Establishments with 250 to 499 employees	—	X	X	X
	Establishments with 500 to 999 employees	—	X	X	X
	Establishments with 1,000 employees or more	—	X	X	X

See footnotes at end of table.

Table 5. Establishments, Employees, and Payroll by Industry and Employment Size of Establishments by County: 2004—Con.

[Excludes most government employees, railroad employees, and self-employed persons. Size class 1 to 4 employees includes establishments having payroll, but no employees, during mid-March pay period. For meaning of abbreviations and symbols, see introductory text. For explanation of terms, see Appendix A. For statement on reliability, see the note at the end of the table and Appendix C]

NAICS code	Geography, kind of business, and employment size class	Establishments (number)	Paid employees for pay period including March 12 (number)	First-quarter payroll (\$1,000)	Annual payroll (\$1,000)
	GLOUCESTER—Con.				
44-45	Retail trade—Con.				
445	Food and beverage stores—Con.				
4453	Beer, wine, and liquor stores—Con.				
44531	Beer, wine, and liquor stores—Con.				
445310	Beer, wine, and liquor stores				
	All establishments	32	197	802	3 466
	Establishments with 1 to 4 employees	19	X	X	X
	Establishments with 5 to 9 employees	7	X	X	X
	Establishments with 10 to 19 employees	4	X	X	X
	Establishments with 20 to 49 employees	2	X	X	X
	Establishments with 50 to 99 employees	—	X	X	X
	Establishments with 100 to 249 employees	—	X	X	X
	Establishments with 250 to 499 employees	—	X	X	X
	Establishments with 500 to 999 employees	—	X	X	X
	Establishments with 1,000 employees or more	—	X	X	X
446	Health and personal care stores				
	All establishments	63	1 376	5 691	21 456
	Establishments with 1 to 4 employees	18	X	X	X
	Establishments with 5 to 9 employees	16	X	X	X
	Establishments with 10 to 19 employees	5	X	X	X
	Establishments with 20 to 49 employees	14	X	X	X
	Establishments with 50 to 99 employees	10	X	X	X
	Establishments with 100 to 249 employees	—	X	X	X
	Establishments with 250 to 499 employees	—	X	X	X
	Establishments with 500 to 999 employees	—	X	X	X
	Establishments with 1,000 employees or more	—	X	X	X
4461	Health and personal care stores				
	All establishments	63	1 376	5 691	21 456
	Establishments with 1 to 4 employees	18	X	X	X
	Establishments with 5 to 9 employees	16	X	X	X
	Establishments with 10 to 19 employees	5	X	X	X
	Establishments with 20 to 49 employees	14	X	X	X
	Establishments with 50 to 99 employees	10	X	X	X
	Establishments with 100 to 249 employees	—	X	X	X
	Establishments with 250 to 499 employees	—	X	X	X
	Establishments with 500 to 999 employees	—	X	X	X
	Establishments with 1,000 employees or more	—	X	X	X
44611	Pharmacies and drug stores				
	All establishments	30	1 097	4 583	16 998
	Establishments with 1 to 4 employees	2	X	X	X
	Establishments with 5 to 9 employees	4	X	X	X
	Establishments with 10 to 19 employees	3	X	X	X
	Establishments with 20 to 49 employees	12	X	X	X
	Establishments with 50 to 99 employees	9	X	X	X
	Establishments with 100 to 249 employees	—	X	X	X
	Establishments with 250 to 499 employees	—	X	X	X
	Establishments with 500 to 999 employees	—	X	X	X
	Establishments with 1,000 employees or more	—	X	X	X
446110	Pharmacies and drug stores				
	All establishments	30	1 097	4 583	16 998
	Establishments with 1 to 4 employees	2	X	X	X
	Establishments with 5 to 9 employees	4	X	X	X
	Establishments with 10 to 19 employees	3	X	X	X
	Establishments with 20 to 49 employees	12	X	X	X
	Establishments with 50 to 99 employees	9	X	X	X
	Establishments with 100 to 249 employees	—	X	X	X
	Establishments with 250 to 499 employees	—	X	X	X
	Establishments with 500 to 999 employees	—	X	X	X
	Establishments with 1,000 employees or more	—	X	X	X
44612	Cosmetics, beauty supplies, and perfume stores				
	All establishments	7	c	D	D
	Establishments with 1 to 4 employees	1	X	X	X
	Establishments with 5 to 9 employees	2	X	X	X
	Establishments with 10 to 19 employees	2	X	X	X
	Establishments with 20 to 49 employees	1	X	X	X
	Establishments with 50 to 99 employees	1	X	X	X
	Establishments with 100 to 249 employees	—	X	X	X
	Establishments with 250 to 499 employees	—	X	X	X
	Establishments with 500 to 999 employees	—	X	X	X
	Establishments with 1,000 employees or more	—	X	X	X
446120	Cosmetics, beauty supplies, and perfume stores				
	All establishments	7	c	D	D
	Establishments with 1 to 4 employees	1	X	X	X
	Establishments with 5 to 9 employees	2	X	X	X
	Establishments with 10 to 19 employees	2	X	X	X
	Establishments with 20 to 49 employees	1	X	X	X
	Establishments with 50 to 99 employees	1	X	X	X
	Establishments with 100 to 249 employees	—	X	X	X
	Establishments with 250 to 499 employees	—	X	X	X
	Establishments with 500 to 999 employees	—	X	X	X
	Establishments with 1,000 employees or more	—	X	X	X

See footnotes at end of table.

Table 5. Establishments, Employees, and Payroll by Industry and Employment Size of Establishments by County: 2004—Con.

[Excludes most government employees, railroad employees, and self-employed persons. Size class 1 to 4 employees includes establishments having payroll, but no employees, during mid-March pay period. For meaning of abbreviations and symbols, see introductory text. For explanation of terms, see Appendix A. For statement on reliability, see the note at the end of the table and Appendix C]

NAICS code	Geography, kind of business, and employment size class	Establishments (number)	Paid employees for pay period including March 12 (number)	First-quarter payroll (\$1,000)	Annual payroll (\$1,000)
	GLOUCESTER—Con.				
44-45	Retail trade—Con.				
447	Gasoline stations				
	All establishments	69	556	2 115	8 851
	Establishments with 1 to 4 employees	44	X	X	X
	Establishments with 5 to 9 employees	8	X	X	X
	Establishments with 10 to 19 employees	9	X	X	X
	Establishments with 20 to 49 employees	6	X	X	X
	Establishments with 50 to 99 employees	2	X	X	X
	Establishments with 100 to 249 employees	—	X	X	X
	Establishments with 250 to 499 employees	—	X	X	X
	Establishments with 500 to 999 employees	—	X	X	X
	Establishments with 1,000 employees or more	—	X	X	X
4471	Gasoline stations				
	All establishments	69	556	2 115	8 851
	Establishments with 1 to 4 employees	44	X	X	X
	Establishments with 5 to 9 employees	8	X	X	X
	Establishments with 10 to 19 employees	9	X	X	X
	Establishments with 20 to 49 employees	6	X	X	X
	Establishments with 50 to 99 employees	2	X	X	X
	Establishments with 100 to 249 employees	—	X	X	X
	Establishments with 250 to 499 employees	—	X	X	X
	Establishments with 500 to 999 employees	—	X	X	X
	Establishments with 1,000 employees or more	—	X	X	X
44711	Gasoline stations with convenience stores				
	All establishments	17	250	911	3 861
	Establishments with 1 to 4 employees	6	X	X	X
	Establishments with 5 to 9 employees	1	X	X	X
	Establishments with 10 to 19 employees	5	X	X	X
	Establishments with 20 to 49 employees	4	X	X	X
	Establishments with 50 to 99 employees	1	X	X	X
	Establishments with 100 to 249 employees	—	X	X	X
	Establishments with 250 to 499 employees	—	X	X	X
	Establishments with 500 to 999 employees	—	X	X	X
	Establishments with 1,000 employees or more	—	X	X	X
447110	Gasoline stations with convenience stores				
	All establishments	17	250	911	3 861
	Establishments with 1 to 4 employees	6	X	X	X
	Establishments with 5 to 9 employees	1	X	X	X
	Establishments with 10 to 19 employees	5	X	X	X
	Establishments with 20 to 49 employees	4	X	X	X
	Establishments with 50 to 99 employees	1	X	X	X
	Establishments with 100 to 249 employees	—	X	X	X
	Establishments with 250 to 499 employees	—	X	X	X
	Establishments with 500 to 999 employees	—	X	X	X
	Establishments with 1,000 employees or more	—	X	X	X
44719	Other gasoline stations				
	All establishments	52	306	1 204	4 990
	Establishments with 1 to 4 employees	38	X	X	X
	Establishments with 5 to 9 employees	7	X	X	X
	Establishments with 10 to 19 employees	4	X	X	X
	Establishments with 20 to 49 employees	2	X	X	X
	Establishments with 50 to 99 employees	1	X	X	X
	Establishments with 100 to 249 employees	—	X	X	X
	Establishments with 250 to 499 employees	—	X	X	X
	Establishments with 500 to 999 employees	—	X	X	X
	Establishments with 1,000 employees or more	—	X	X	X
447190	Other gasoline stations				
	All establishments	52	306	1 204	4 990
	Establishments with 1 to 4 employees	38	X	X	X
	Establishments with 5 to 9 employees	7	X	X	X
	Establishments with 10 to 19 employees	4	X	X	X
	Establishments with 20 to 49 employees	2	X	X	X
	Establishments with 50 to 99 employees	1	X	X	X
	Establishments with 100 to 249 employees	—	X	X	X
	Establishments with 250 to 499 employees	—	X	X	X
	Establishments with 500 to 999 employees	—	X	X	X
	Establishments with 1,000 employees or more	—	X	X	X
448	Clothing and clothing accessories stores				
	All establishments	128	1 722	5 678	22 730
	Establishments with 1 to 4 employees	38	X	X	X
	Establishments with 5 to 9 employees	34	X	X	X
	Establishments with 10 to 19 employees	32	X	X	X
	Establishments with 20 to 49 employees	17	X	X	X
	Establishments with 50 to 99 employees	7	X	X	X
	Establishments with 100 to 249 employees	—	X	X	X
	Establishments with 250 to 499 employees	—	X	X	X
	Establishments with 500 to 999 employees	—	X	X	X
	Establishments with 1,000 employees or more	—	X	X	X

See footnotes at end of table.

Table 5. Establishments, Employees, and Payroll by Industry and Employment Size of Establishments by County: 2004—Con.

[Excludes most government employees, railroad employees, and self-employed persons. Size class 1 to 4 employees includes establishments having payroll, but no employees, during mid-March pay period. For meaning of abbreviations and symbols, see introductory text. For explanation of terms, see Appendix A. For statement on reliability, see the note at the end of the table and Appendix C]

NAICS code	Geography, kind of business, and employment size class	Establishments (number)	Paid employees for pay period including March 12 (number)	First-quarter payroll (\$1,000)	Annual payroll (\$1,000)
	GLOUCESTER—Con.				
44-45	Retail trade—Con.				
448	Clothing and clothing accessories stores—Con.				
4481	Clothing stores				
	All establishments	75	1 356	4 155	16 559
	Establishments with 1 to 4 employees	17	X	X	X
	Establishments with 5 to 9 employees	16	X	X	X
	Establishments with 10 to 19 employees	19	X	X	X
	Establishments with 20 to 49 employees	16	X	X	X
	Establishments with 50 to 99 employees	7	X	X	X
	Establishments with 100 to 249 employees	—	X	X	X
	Establishments with 250 to 499 employees	—	X	X	X
	Establishments with 500 to 999 employees	—	X	X	X
	Establishments with 1,000 employees or more	—	X	X	X
44812	Women's clothing stores				
	All establishments	33	456	1 110	4 817
	Establishments with 1 to 4 employees	8	X	X	X
	Establishments with 5 to 9 employees	7	X	X	X
	Establishments with 10 to 19 employees	11	X	X	X
	Establishments with 20 to 49 employees	6	X	X	X
	Establishments with 50 to 99 employees	1	X	X	X
	Establishments with 100 to 249 employees	—	X	X	X
	Establishments with 250 to 499 employees	—	X	X	X
	Establishments with 500 to 999 employees	—	X	X	X
	Establishments with 1,000 employees or more	—	X	X	X
448120	Women's clothing stores				
	All establishments	33	456	1 110	4 817
	Establishments with 1 to 4 employees	8	X	X	X
	Establishments with 5 to 9 employees	7	X	X	X
	Establishments with 10 to 19 employees	11	X	X	X
	Establishments with 20 to 49 employees	6	X	X	X
	Establishments with 50 to 99 employees	1	X	X	X
	Establishments with 100 to 249 employees	—	X	X	X
	Establishments with 250 to 499 employees	—	X	X	X
	Establishments with 500 to 999 employees	—	X	X	X
	Establishments with 1,000 employees or more	—	X	X	X
44813	Children's and infants' clothing stores				
	All establishments	8	186	568	2 077
	Establishments with 1 to 4 employees	1	X	X	X
	Establishments with 5 to 9 employees	1	X	X	X
	Establishments with 10 to 19 employees	2	X	X	X
	Establishments with 20 to 49 employees	3	X	X	X
	Establishments with 50 to 99 employees	1	X	X	X
	Establishments with 100 to 249 employees	—	X	X	X
	Establishments with 250 to 499 employees	—	X	X	X
	Establishments with 500 to 999 employees	—	X	X	X
	Establishments with 1,000 employees or more	—	X	X	X
448130	Children's and infants' clothing stores				
	All establishments	8	186	568	2 077
	Establishments with 1 to 4 employees	1	X	X	X
	Establishments with 5 to 9 employees	1	X	X	X
	Establishments with 10 to 19 employees	2	X	X	X
	Establishments with 20 to 49 employees	3	X	X	X
	Establishments with 50 to 99 employees	1	X	X	X
	Establishments with 100 to 249 employees	—	X	X	X
	Establishments with 250 to 499 employees	—	X	X	X
	Establishments with 500 to 999 employees	—	X	X	X
	Establishments with 1,000 employees or more	—	X	X	X
44814	Family clothing stores				
	All establishments	15	472	1 575	6 633
	Establishments with 1 to 4 employees	2	X	X	X
	Establishments with 5 to 9 employees	1	X	X	X
	Establishments with 10 to 19 employees	2	X	X	X
	Establishments with 20 to 49 employees	6	X	X	X
	Establishments with 50 to 99 employees	4	X	X	X
	Establishments with 100 to 249 employees	—	X	X	X
	Establishments with 250 to 499 employees	—	X	X	X
	Establishments with 500 to 999 employees	—	X	X	X
	Establishments with 1,000 employees or more	—	X	X	X
448140	Family clothing stores				
	All establishments	15	472	1 575	6 633
	Establishments with 1 to 4 employees	2	X	X	X
	Establishments with 5 to 9 employees	1	X	X	X
	Establishments with 10 to 19 employees	2	X	X	X
	Establishments with 20 to 49 employees	6	X	X	X
	Establishments with 50 to 99 employees	4	X	X	X
	Establishments with 100 to 249 employees	—	X	X	X
	Establishments with 250 to 499 employees	—	X	X	X
	Establishments with 500 to 999 employees	—	X	X	X
	Establishments with 1,000 employees or more	—	X	X	X

See footnotes at end of table.

Table 5. Establishments, Employees, and Payroll by Industry and Employment Size of Establishments by County: 2004—Con.

[Excludes most government employees, railroad employees, and self-employed persons. Size class 1 to 4 employees includes establishments having payroll, but no employees, during mid-March pay period. For meaning of abbreviations and symbols, see introductory text. For explanation of terms, see Appendix A. For statement on reliability, see the note at the end of the table and Appendix C]

NAICS code	Geography, kind of business, and employment size class	Establishments (number)	Paid employees for pay period including March 12 (number)	First-quarter payroll (\$1,000)	Annual payroll (\$1,000)
	GLOUCESTER—Con.				
44-45	Retail trade—Con.				
448	Clothing and clothing accessories stores—Con.				
4481	Clothing stores—Con.				
44819	Other clothing stores				
	All establishments	6	152	503	1 374
	Establishments with 1 to 4 employees	1	X	X	X
	Establishments with 5 to 9 employees	2	X	X	X
	Establishments with 10 to 19 employees	1	X	X	X
	Establishments with 20 to 49 employees	1	X	X	X
	Establishments with 50 to 99 employees	1	X	X	X
	Establishments with 100 to 249 employees	—	X	X	X
	Establishments with 250 to 499 employees	—	X	X	X
	Establishments with 500 to 999 employees	—	X	X	X
	Establishments with 1,000 employees or more	—	X	X	X
448190	Other clothing stores				
	All establishments	6	152	503	1 374
	Establishments with 1 to 4 employees	1	X	X	X
	Establishments with 5 to 9 employees	2	X	X	X
	Establishments with 10 to 19 employees	1	X	X	X
	Establishments with 20 to 49 employees	1	X	X	X
	Establishments with 50 to 99 employees	1	X	X	X
	Establishments with 100 to 249 employees	—	X	X	X
	Establishments with 250 to 499 employees	—	X	X	X
	Establishments with 500 to 999 employees	—	X	X	X
	Establishments with 1,000 employees or more	—	X	X	X
4482	Shoe stores				
	All establishments	31	226	731	3 131
	Establishments with 1 to 4 employees	11	X	X	X
	Establishments with 5 to 9 employees	11	X	X	X
	Establishments with 10 to 19 employees	8	X	X	X
	Establishments with 20 to 49 employees	1	X	X	X
	Establishments with 50 to 99 employees	—	X	X	X
	Establishments with 100 to 249 employees	—	X	X	X
	Establishments with 250 to 499 employees	—	X	X	X
	Establishments with 500 to 999 employees	—	X	X	X
	Establishments with 1,000 employees or more	—	X	X	X
44821	Shoe stores				
	All establishments	31	226	731	3 131
	Establishments with 1 to 4 employees	11	X	X	X
	Establishments with 5 to 9 employees	11	X	X	X
	Establishments with 10 to 19 employees	8	X	X	X
	Establishments with 20 to 49 employees	1	X	X	X
	Establishments with 50 to 99 employees	—	X	X	X
	Establishments with 100 to 249 employees	—	X	X	X
	Establishments with 250 to 499 employees	—	X	X	X
	Establishments with 500 to 999 employees	—	X	X	X
	Establishments with 1,000 employees or more	—	X	X	X
448210	Shoe stores				
	All establishments	31	226	731	3 131
	Establishments with 1 to 4 employees	11	X	X	X
	Establishments with 5 to 9 employees	11	X	X	X
	Establishments with 10 to 19 employees	8	X	X	X
	Establishments with 20 to 49 employees	1	X	X	X
	Establishments with 50 to 99 employees	—	X	X	X
	Establishments with 100 to 249 employees	—	X	X	X
	Establishments with 250 to 499 employees	—	X	X	X
	Establishments with 500 to 999 employees	—	X	X	X
	Establishments with 1,000 employees or more	—	X	X	X
4483	Jewelry, luggage, and leather goods stores				
	All establishments	22	140	792	3 040
	Establishments with 1 to 4 employees	10	X	X	X
	Establishments with 5 to 9 employees	7	X	X	X
	Establishments with 10 to 19 employees	5	X	X	X
	Establishments with 20 to 49 employees	—	X	X	X
	Establishments with 50 to 99 employees	—	X	X	X
	Establishments with 100 to 249 employees	—	X	X	X
	Establishments with 250 to 499 employees	—	X	X	X
	Establishments with 500 to 999 employees	—	X	X	X
	Establishments with 1,000 employees or more	—	X	X	X
44831	Jewelry stores				
	All establishments	21	c	D	D
	Establishments with 1 to 4 employees	9	X	X	X
	Establishments with 5 to 9 employees	7	X	X	X
	Establishments with 10 to 19 employees	5	X	X	X
	Establishments with 20 to 49 employees	—	X	X	X
	Establishments with 50 to 99 employees	—	X	X	X
	Establishments with 100 to 249 employees	—	X	X	X
	Establishments with 250 to 499 employees	—	X	X	X
	Establishments with 500 to 999 employees	—	X	X	X
	Establishments with 1,000 employees or more	—	X	X	X

See footnotes at end of table.

Table 5. Establishments, Employees, and Payroll by Industry and Employment Size of Establishments by County: 2004—Con.

[Excludes most government employees, railroad employees, and self-employed persons. Size class 1 to 4 employees includes establishments having payroll, but no employees, during mid-March pay period. For meaning of abbreviations and symbols, see introductory text. For explanation of terms, see Appendix A. For statement on reliability, see the note at the end of the table and Appendix C]

NAICS code	Geography, kind of business, and employment size class	Establishments (number)	Paid employees for pay period including March 12 (number)	First-quarter payroll (\$1,000)	Annual payroll (\$1,000)
	GLOUCESTER—Con.				
44-45	Retail trade—Con.				
448	Clothing and clothing accessories stores—Con.				
4483	Jewelry, luggage, and leather goods stores—Con.				
44831	Jewelry stores—Con.				
448310	Jewelry stores				
	All establishments	21	c	D	D
	Establishments with 1 to 4 employees	9	X	X	X
	Establishments with 5 to 9 employees	7	X	X	X
	Establishments with 10 to 19 employees	5	X	X	X
	Establishments with 20 to 49 employees	—	X	X	X
	Establishments with 50 to 99 employees	—	X	X	X
	Establishments with 100 to 249 employees	—	X	X	X
	Establishments with 250 to 499 employees	—	X	X	X
	Establishments with 500 to 999 employees	—	X	X	X
	Establishments with 1,000 employees or more	—	X	X	X
451	Sporting goods, hobby, book, and music stores				
	All establishments	48	798	3 789	15 817
	Establishments with 1 to 4 employees	19	X	X	X
	Establishments with 5 to 9 employees	10	X	X	X
	Establishments with 10 to 19 employees	9	X	X	X
	Establishments with 20 to 49 employees	4	X	X	X
	Establishments with 50 to 99 employees	5	X	X	X
	Establishments with 100 to 249 employees	1	X	X	X
	Establishments with 250 to 499 employees	—	X	X	X
	Establishments with 500 to 999 employees	—	X	X	X
	Establishments with 1,000 employees or more	—	X	X	X
4511	Sporting goods, hobby, and musical instrument stores				
	All establishments	33	615	3 324	13 940
	Establishments with 1 to 4 employees	11	X	X	X
	Establishments with 5 to 9 employees	6	X	X	X
	Establishments with 10 to 19 employees	8	X	X	X
	Establishments with 20 to 49 employees	4	X	X	X
	Establishments with 50 to 99 employees	3	X	X	X
	Establishments with 100 to 249 employees	1	X	X	X
	Establishments with 250 to 499 employees	—	X	X	X
	Establishments with 500 to 999 employees	—	X	X	X
	Establishments with 1,000 employees or more	—	X	X	X
45111	Sporting goods stores				
	All establishments	15	285	2 280	9 118
	Establishments with 1 to 4 employees	5	X	X	X
	Establishments with 5 to 9 employees	4	X	X	X
	Establishments with 10 to 19 employees	3	X	X	X
	Establishments with 20 to 49 employees	1	X	X	X
	Establishments with 50 to 99 employees	1	X	X	X
	Establishments with 100 to 249 employees	1	X	X	X
	Establishments with 250 to 499 employees	—	X	X	X
	Establishments with 500 to 999 employees	—	X	X	X
	Establishments with 1,000 employees or more	—	X	X	X
451110	Sporting goods stores				
	All establishments	15	285	2 280	9 118
	Establishments with 1 to 4 employees	5	X	X	X
	Establishments with 5 to 9 employees	4	X	X	X
	Establishments with 10 to 19 employees	3	X	X	X
	Establishments with 20 to 49 employees	1	X	X	X
	Establishments with 50 to 99 employees	1	X	X	X
	Establishments with 100 to 249 employees	1	X	X	X
	Establishments with 250 to 499 employees	—	X	X	X
	Establishments with 500 to 999 employees	—	X	X	X
	Establishments with 1,000 employees or more	—	X	X	X
45112	Hobby, toy, and game stores				
	All establishments	12	263	875	4 128
	Establishments with 1 to 4 employees	4	X	X	X
	Establishments with 5 to 9 employees	1	X	X	X
	Establishments with 10 to 19 employees	3	X	X	X
	Establishments with 20 to 49 employees	2	X	X	X
	Establishments with 50 to 99 employees	2	X	X	X
	Establishments with 100 to 249 employees	—	X	X	X
	Establishments with 250 to 499 employees	—	X	X	X
	Establishments with 500 to 999 employees	—	X	X	X
	Establishments with 1,000 employees or more	—	X	X	X
451120	Hobby, toy, and game stores				
	All establishments	12	263	875	4 128
	Establishments with 1 to 4 employees	4	X	X	X
	Establishments with 5 to 9 employees	1	X	X	X
	Establishments with 10 to 19 employees	3	X	X	X
	Establishments with 20 to 49 employees	2	X	X	X
	Establishments with 50 to 99 employees	2	X	X	X
	Establishments with 100 to 249 employees	—	X	X	X
	Establishments with 250 to 499 employees	—	X	X	X
	Establishments with 500 to 999 employees	—	X	X	X
	Establishments with 1,000 employees or more	—	X	X	X

See footnotes at end of table.

Table 5. Establishments, Employees, and Payroll by Industry and Employment Size of Establishments by County: 2004—Con.

[Excludes most government employees, railroad employees, and self-employed persons. Size class 1 to 4 employees includes establishments having payroll, but no employees, during mid-March pay period. For meaning of abbreviations and symbols, see introductory text. For explanation of terms, see Appendix A. For statement on reliability, see the note at the end of the table and Appendix C]

NAICS code	Geography, kind of business, and employment size class	Establishments (number)	Paid employees for pay period including March 12 (number)	First-quarter payroll (\$1,000)	Annual payroll (\$1,000)
	GLOUCESTER—Con.				
44-45	Retail trade—Con.				
451	Sporting goods, hobby, book, and music stores—Con.				
4512	Book, periodical, and music stores				
	All establishments	15	183	465	1 877
	Establishments with 1 to 4 employees	8	X	X	X
	Establishments with 5 to 9 employees	4	X	X	X
	Establishments with 10 to 19 employees	1	X	X	X
	Establishments with 20 to 49 employees	—	X	X	X
	Establishments with 50 to 99 employees	2	X	X	X
	Establishments with 100 to 249 employees	—	X	X	X
	Establishments with 250 to 499 employees	—	X	X	X
	Establishments with 500 to 999 employees	—	X	X	X
	Establishments with 1,000 employees or more	—	X	X	X
45121	Book stores and news dealers				
	All establishments	9	100	321	1 317
	Establishments with 1 to 4 employees	5	X	X	X
	Establishments with 5 to 9 employees	2	X	X	X
	Establishments with 10 to 19 employees	1	X	X	X
	Establishments with 20 to 49 employees	—	X	X	X
	Establishments with 50 to 99 employees	1	X	X	X
	Establishments with 100 to 249 employees	—	X	X	X
	Establishments with 250 to 499 employees	—	X	X	X
	Establishments with 500 to 999 employees	—	X	X	X
	Establishments with 1,000 employees or more	—	X	X	X
452	General merchandise stores				
	All establishments	35	2 986	11 353	48 259
	Establishments with 1 to 4 employees	6	X	X	X
	Establishments with 5 to 9 employees	10	X	X	X
	Establishments with 10 to 19 employees	4	X	X	X
	Establishments with 20 to 49 employees	1	X	X	X
	Establishments with 50 to 99 employees	3	X	X	X
	Establishments with 100 to 249 employees	5	X	X	X
	Establishments with 250 to 499 employees	6	X	X	X
	Establishments with 500 to 999 employees	—	X	X	X
	Establishments with 1,000 employees or more	—	X	X	X
4521	Department stores				
	All establishments	12	2 368	8 775	36 979
	Establishments with 1 to 4 employees	1	X	X	X
	Establishments with 5 to 9 employees	—	X	X	X
	Establishments with 10 to 19 employees	—	X	X	X
	Establishments with 20 to 49 employees	—	X	X	X
	Establishments with 50 to 99 employees	2	X	X	X
	Establishments with 100 to 249 employees	3	X	X	X
	Establishments with 250 to 499 employees	6	X	X	X
	Establishments with 500 to 999 employees	—	X	X	X
	Establishments with 1,000 employees or more	—	X	X	X
45211	Department stores				
	All establishments	12	2 368	8 775	36 979
	Establishments with 1 to 4 employees	1	X	X	X
	Establishments with 5 to 9 employees	—	X	X	X
	Establishments with 10 to 19 employees	—	X	X	X
	Establishments with 20 to 49 employees	—	X	X	X
	Establishments with 50 to 99 employees	2	X	X	X
	Establishments with 100 to 249 employees	3	X	X	X
	Establishments with 250 to 499 employees	6	X	X	X
	Establishments with 500 to 999 employees	—	X	X	X
	Establishments with 1,000 employees or more	—	X	X	X
452111	Department stores (except discount department stores)				
	All establishments	4	981	3 804	16 279
	Establishments with 1 to 4 employees	—	X	X	X
	Establishments with 5 to 9 employees	—	X	X	X
	Establishments with 10 to 19 employees	—	X	X	X
	Establishments with 20 to 49 employees	—	X	X	X
	Establishments with 50 to 99 employees	—	X	X	X
	Establishments with 100 to 249 employees	1	X	X	X
	Establishments with 250 to 499 employees	3	X	X	X
	Establishments with 500 to 999 employees	—	X	X	X
	Establishments with 1,000 employees or more	—	X	X	X
452112	Discount department stores				
	All establishments	8	1 387	4 971	20 700
	Establishments with 1 to 4 employees	1	X	X	X
	Establishments with 5 to 9 employees	—	X	X	X
	Establishments with 10 to 19 employees	—	X	X	X
	Establishments with 20 to 49 employees	—	X	X	X
	Establishments with 50 to 99 employees	2	X	X	X
	Establishments with 100 to 249 employees	2	X	X	X
	Establishments with 250 to 499 employees	3	X	X	X
	Establishments with 500 to 999 employees	—	X	X	X
	Establishments with 1,000 employees or more	—	X	X	X

See footnotes at end of table.

Table 5. Establishments, Employees, and Payroll by Industry and Employment Size of Establishments by County: 2004—Con.

[Excludes most government employees, railroad employees, and self-employed persons. Size class 1 to 4 employees includes establishments having payroll, but no employees, during mid-March pay period. For meaning of abbreviations and symbols, see introductory text. For explanation of terms, see Appendix A. For statement on reliability, see the note at the end of the table and Appendix C]

NAICS code	Geography, kind of business, and employment size class	Establishments (number)	Paid employees for pay period including March 12 (number)	First-quarter payroll (\$1,000)	Annual payroll (\$1,000)
	GLOUCESTER—Con.				
44-45	Retail trade—Con.				
452	General merchandise stores—Con.				
4529	Other general merchandise stores				
	All establishments	23	618	2 578	11 280
	Establishments with 1 to 4 employees	5	X	X	X
	Establishments with 5 to 9 employees	10	X	X	X
	Establishments with 10 to 19 employees	4	X	X	X
	Establishments with 20 to 49 employees	1	X	X	X
	Establishments with 50 to 99 employees	1	X	X	X
	Establishments with 100 to 249 employees	2	X	X	X
	Establishments with 250 to 499 employees	—	X	X	X
	Establishments with 500 to 999 employees	—	X	X	X
	Establishments with 1,000 employees or more	—	X	X	X
45291	Warehouse clubs and supercenters				
	All establishments	3	e	D	D
	Establishments with 1 to 4 employees	—	X	X	X
	Establishments with 5 to 9 employees	—	X	X	X
	Establishments with 10 to 19 employees	—	X	X	X
	Establishments with 20 to 49 employees	—	X	X	X
	Establishments with 50 to 99 employees	1	X	X	X
	Establishments with 100 to 249 employees	2	X	X	X
	Establishments with 250 to 499 employees	—	X	X	X
	Establishments with 500 to 999 employees	—	X	X	X
	Establishments with 1,000 employees or more	—	X	X	X
452910	Warehouse clubs and supercenters				
	All establishments	3	e	D	D
	Establishments with 1 to 4 employees	—	X	X	X
	Establishments with 5 to 9 employees	—	X	X	X
	Establishments with 10 to 19 employees	—	X	X	X
	Establishments with 20 to 49 employees	—	X	X	X
	Establishments with 50 to 99 employees	1	X	X	X
	Establishments with 100 to 249 employees	2	X	X	X
	Establishments with 250 to 499 employees	—	X	X	X
	Establishments with 500 to 999 employees	—	X	X	X
	Establishments with 1,000 employees or more	—	X	X	X
45299	All other general merchandise stores				
	All establishments	20	c	D	D
	Establishments with 1 to 4 employees	5	X	X	X
	Establishments with 5 to 9 employees	10	X	X	X
	Establishments with 10 to 19 employees	4	X	X	X
	Establishments with 20 to 49 employees	1	X	X	X
	Establishments with 50 to 99 employees	—	X	X	X
	Establishments with 100 to 249 employees	—	X	X	X
	Establishments with 250 to 499 employees	—	X	X	X
	Establishments with 500 to 999 employees	—	X	X	X
	Establishments with 1,000 employees or more	—	X	X	X
452990	All other general merchandise stores				
	All establishments	20	c	D	D
	Establishments with 1 to 4 employees	5	X	X	X
	Establishments with 5 to 9 employees	10	X	X	X
	Establishments with 10 to 19 employees	4	X	X	X
	Establishments with 20 to 49 employees	1	X	X	X
	Establishments with 50 to 99 employees	—	X	X	X
	Establishments with 100 to 249 employees	—	X	X	X
	Establishments with 250 to 499 employees	—	X	X	X
	Establishments with 500 to 999 employees	—	X	X	X
	Establishments with 1,000 employees or more	—	X	X	X
453	Miscellaneous store retailers				
	All establishments	104	774	2 557	13 654
	Establishments with 1 to 4 employees	57	X	X	X
	Establishments with 5 to 9 employees	20	X	X	X
	Establishments with 10 to 19 employees	17	X	X	X
	Establishments with 20 to 49 employees	9	X	X	X
	Establishments with 50 to 99 employees	1	X	X	X
	Establishments with 100 to 249 employees	—	X	X	X
	Establishments with 250 to 499 employees	—	X	X	X
	Establishments with 500 to 999 employees	—	X	X	X
	Establishments with 1,000 employees or more	—	X	X	X
4531	Florists				
	All establishments	23	116	337	1 359
	Establishments with 1 to 4 employees	15	X	X	X
	Establishments with 5 to 9 employees	4	X	X	X
	Establishments with 10 to 19 employees	4	X	X	X
	Establishments with 20 to 49 employees	—	X	X	X
	Establishments with 50 to 99 employees	—	X	X	X
	Establishments with 100 to 249 employees	—	X	X	X
	Establishments with 250 to 499 employees	—	X	X	X
	Establishments with 500 to 999 employees	—	X	X	X
	Establishments with 1,000 employees or more	—	X	X	X

See footnotes at end of table.

Table 5. Establishments, Employees, and Payroll by Industry and Employment Size of Establishments by County: 2004—Con.

[Excludes most government employees, railroad employees, and self-employed persons. Size class 1 to 4 employees includes establishments having payroll, but no employees, during mid-March pay period. For meaning of abbreviations and symbols, see introductory text. For explanation of terms, see Appendix A. For statement on reliability, see the note at the end of the table and Appendix C]

NAICS code	Geography, kind of business, and employment size class	Establishments (number)	Paid employees for pay period including March 12 (number)	First-quarter payroll (\$1,000)	Annual payroll (\$1,000)
44-45	GLOUCESTER—Con.				
	Retail trade—Con.				
453	Miscellaneous store retailers—Con.				
4531	Florists—Con.				
45311	Florists				
	All establishments	23	116	337	1 359
	Establishments with 1 to 4 employees	15	X	X	X
	Establishments with 5 to 9 employees	4	X	X	X
	Establishments with 10 to 19 employees	4	X	X	X
	Establishments with 20 to 49 employees	—	X	X	X
	Establishments with 50 to 99 employees	—	X	X	X
	Establishments with 100 to 249 employees	—	X	X	X
	Establishments with 250 to 499 employees	—	X	X	X
	Establishments with 500 to 999 employees	—	X	X	X
	Establishments with 1,000 employees or more	—	X	X	X
453110	Florists				
	All establishments	23	116	337	1 359
	Establishments with 1 to 4 employees	15	X	X	X
	Establishments with 5 to 9 employees	4	X	X	X
	Establishments with 10 to 19 employees	4	X	X	X
	Establishments with 20 to 49 employees	—	X	X	X
	Establishments with 50 to 99 employees	—	X	X	X
	Establishments with 100 to 249 employees	—	X	X	X
	Establishments with 250 to 499 employees	—	X	X	X
	Establishments with 500 to 999 employees	—	X	X	X
	Establishments with 1,000 employees or more	—	X	X	X
4532	Office supplies, stationery, and gift stores				
	All establishments	36	333	1 114	4 651
	Establishments with 1 to 4 employees	14	X	X	X
	Establishments with 5 to 9 employees	7	X	X	X
	Establishments with 10 to 19 employees	10	X	X	X
	Establishments with 20 to 49 employees	5	X	X	X
	Establishments with 50 to 99 employees	—	X	X	X
	Establishments with 100 to 249 employees	—	X	X	X
	Establishments with 250 to 499 employees	—	X	X	X
	Establishments with 500 to 999 employees	—	X	X	X
	Establishments with 1,000 employees or more	—	X	X	X
45321	Office supplies and stationery stores				
	All establishments	6	c	D	D
	Establishments with 1 to 4 employees	2	X	X	X
	Establishments with 5 to 9 employees	—	X	X	X
	Establishments with 10 to 19 employees	1	X	X	X
	Establishments with 20 to 49 employees	3	X	X	X
	Establishments with 50 to 99 employees	—	X	X	X
	Establishments with 100 to 249 employees	—	X	X	X
	Establishments with 250 to 499 employees	—	X	X	X
	Establishments with 500 to 999 employees	—	X	X	X
	Establishments with 1,000 employees or more	—	X	X	X
453210	Office supplies and stationery stores				
	All establishments	6	c	D	D
	Establishments with 1 to 4 employees	2	X	X	X
	Establishments with 5 to 9 employees	—	X	X	X
	Establishments with 10 to 19 employees	1	X	X	X
	Establishments with 20 to 49 employees	3	X	X	X
	Establishments with 50 to 99 employees	—	X	X	X
	Establishments with 100 to 249 employees	—	X	X	X
	Establishments with 250 to 499 employees	—	X	X	X
	Establishments with 500 to 999 employees	—	X	X	X
	Establishments with 1,000 employees or more	—	X	X	X
45322	Gift, novelty, and souvenir stores				
	All establishments	30	c	D	D
	Establishments with 1 to 4 employees	12	X	X	X
	Establishments with 5 to 9 employees	7	X	X	X
	Establishments with 10 to 19 employees	9	X	X	X
	Establishments with 20 to 49 employees	2	X	X	X
	Establishments with 50 to 99 employees	—	X	X	X
	Establishments with 100 to 249 employees	—	X	X	X
	Establishments with 250 to 499 employees	—	X	X	X
	Establishments with 500 to 999 employees	—	X	X	X
	Establishments with 1,000 employees or more	—	X	X	X
453220	Gift, novelty, and souvenir stores				
	All establishments	30	c	D	D
	Establishments with 1 to 4 employees	12	X	X	X
	Establishments with 5 to 9 employees	7	X	X	X
	Establishments with 10 to 19 employees	9	X	X	X
	Establishments with 20 to 49 employees	2	X	X	X
	Establishments with 50 to 99 employees	—	X	X	X
	Establishments with 100 to 249 employees	—	X	X	X
	Establishments with 250 to 499 employees	—	X	X	X
	Establishments with 500 to 999 employees	—	X	X	X
	Establishments with 1,000 employees or more	—	X	X	X

See footnotes at end of table.

Table 5. Establishments, Employees, and Payroll by Industry and Employment Size of Establishments by County: 2004—Con.

[Excludes most government employees, railroad employees, and self-employed persons. Size class 1 to 4 employees includes establishments having payroll, but no employees, during mid-March pay period. For meaning of abbreviations and symbols, see introductory text. For explanation of terms, see Appendix A. For statement on reliability, see the note at the end of the table and Appendix C]

NAICS code	Geography, kind of business, and employment size class	Establishments (number)	Paid employees for pay period including March 12 (number)	First-quarter payroll (\$1,000)	Annual payroll (\$1,000)
	GLOUCESTER—Con.				
44-45	Retail trade—Con.				
453	Miscellaneous store retailers—Con.				
4539	Other miscellaneous store retailers				
	All establishments	35	261	974	7 044
	Establishments with 1 to 4 employees	21	X	X	X
	Establishments with 5 to 9 employees	8	X	X	X
	Establishments with 10 to 19 employees	2	X	X	X
	Establishments with 20 to 49 employees	3	X	X	X
	Establishments with 50 to 99 employees	1	X	X	X
	Establishments with 100 to 249 employees	—	X	X	X
	Establishments with 250 to 499 employees	—	X	X	X
	Establishments with 500 to 999 employees	—	X	X	X
	Establishments with 1,000 employees or more	—	X	X	X
45391	Pet and pet supplies stores				
	All establishments	15	c	D	D
	Establishments with 1 to 4 employees	9	X	X	X
	Establishments with 5 to 9 employees	3	X	X	X
	Establishments with 10 to 19 employees	1	X	X	X
	Establishments with 20 to 49 employees	1	X	X	X
	Establishments with 50 to 99 employees	1	X	X	X
	Establishments with 100 to 249 employees	—	X	X	X
	Establishments with 250 to 499 employees	—	X	X	X
	Establishments with 500 to 999 employees	—	X	X	X
	Establishments with 1,000 employees or more	—	X	X	X
453910	Pet and pet supplies stores				
	All establishments	15	c	D	D
	Establishments with 1 to 4 employees	9	X	X	X
	Establishments with 5 to 9 employees	3	X	X	X
	Establishments with 10 to 19 employees	1	X	X	X
	Establishments with 20 to 49 employees	1	X	X	X
	Establishments with 50 to 99 employees	1	X	X	X
	Establishments with 100 to 249 employees	—	X	X	X
	Establishments with 250 to 499 employees	—	X	X	X
	Establishments with 500 to 999 employees	—	X	X	X
	Establishments with 1,000 employees or more	—	X	X	X
45399	All other miscellaneous store retailers				
	All establishments	18	134	545	5 122
	Establishments with 1 to 4 employees	10	X	X	X
	Establishments with 5 to 9 employees	5	X	X	X
	Establishments with 10 to 19 employees	1	X	X	X
	Establishments with 20 to 49 employees	2	X	X	X
	Establishments with 50 to 99 employees	—	X	X	X
	Establishments with 100 to 249 employees	—	X	X	X
	Establishments with 250 to 499 employees	—	X	X	X
	Establishments with 500 to 999 employees	—	X	X	X
	Establishments with 1,000 employees or more	—	X	X	X
453998	All other miscellaneous store retailers (except tobacco stores)				
	All establishments	17	c	D	D
	Establishments with 1 to 4 employees	9	X	X	X
	Establishments with 5 to 9 employees	5	X	X	X
	Establishments with 10 to 19 employees	1	X	X	X
	Establishments with 20 to 49 employees	2	X	X	X
	Establishments with 50 to 99 employees	—	X	X	X
	Establishments with 100 to 249 employees	—	X	X	X
	Establishments with 250 to 499 employees	—	X	X	X
	Establishments with 500 to 999 employees	—	X	X	X
	Establishments with 1,000 employees or more	—	X	X	X
454	Nonstore retailers				
	All establishments	48	380	2 919	14 044
	Establishments with 1 to 4 employees	27	X	X	X
	Establishments with 5 to 9 employees	12	X	X	X
	Establishments with 10 to 19 employees	2	X	X	X
	Establishments with 20 to 49 employees	6	X	X	X
	Establishments with 50 to 99 employees	1	X	X	X
	Establishments with 100 to 249 employees	—	X	X	X
	Establishments with 250 to 499 employees	—	X	X	X
	Establishments with 500 to 999 employees	—	X	X	X
	Establishments with 1,000 employees or more	—	X	X	X
4541	Electronic shopping and mail-order houses				
	All establishments	12	c	D	D
	Establishments with 1 to 4 employees	7	X	X	X
	Establishments with 5 to 9 employees	3	X	X	X
	Establishments with 10 to 19 employees	—	X	X	X
	Establishments with 20 to 49 employees	1	X	X	X
	Establishments with 50 to 99 employees	1	X	X	X
	Establishments with 100 to 249 employees	—	X	X	X
	Establishments with 250 to 499 employees	—	X	X	X
	Establishments with 500 to 999 employees	—	X	X	X
	Establishments with 1,000 employees or more	—	X	X	X

See footnotes at end of table.

Table 5. Establishments, Employees, and Payroll by Industry and Employment Size of Establishments by County: 2004—Con.

[Excludes most government employees, railroad employees, and self-employed persons. Size class 1 to 4 employees includes establishments having payroll, but no employees, during mid-March pay period. For meaning of abbreviations and symbols, see introductory text. For explanation of terms, see Appendix A. For statement on reliability, see the note at the end of the table and Appendix C]

NAICS code	Geography, kind of business, and employment size class	Establishments (number)	Paid employees for pay period including March 12 (number)	First-quarter payroll (\$1,000)	Annual payroll (\$1,000)
44-45	GLOUCESTER—Con.				
	Retail trade—Con.				
454	Nonstore retailers—Con.				
4541	Electronic shopping and mail-order houses—Con.				
45411	Electronic shopping and mail-order houses				
	All establishments	12	c	D	D
	Establishments with 1 to 4 employees	7	X	X	X
	Establishments with 5 to 9 employees	3	X	X	X
	Establishments with 10 to 19 employees	—	X	X	X
	Establishments with 20 to 49 employees	1	X	X	X
	Establishments with 50 to 99 employees	1	X	X	X
	Establishments with 100 to 249 employees	—	X	X	X
	Establishments with 250 to 499 employees	—	X	X	X
	Establishments with 500 to 999 employees	—	X	X	X
	Establishments with 1,000 employees or more	—	X	X	X
454113	Mail-order houses				
	All establishments	3	c	D	D
	Establishments with 1 to 4 employees	1	X	X	X
	Establishments with 5 to 9 employees	—	X	X	X
	Establishments with 10 to 19 employees	—	X	X	X
	Establishments with 20 to 49 employees	1	X	X	X
	Establishments with 50 to 99 employees	1	X	X	X
	Establishments with 100 to 249 employees	—	X	X	X
	Establishments with 250 to 499 employees	—	X	X	X
	Establishments with 500 to 999 employees	—	X	X	X
	Establishments with 1,000 employees or more	—	X	X	X
4543	Direct selling establishments				
	All establishments	34	237	1 590	7 552
	Establishments with 1 to 4 employees	19	X	X	X
	Establishments with 5 to 9 employees	8	X	X	X
	Establishments with 10 to 19 employees	2	X	X	X
	Establishments with 20 to 49 employees	5	X	X	X
	Establishments with 50 to 99 employees	—	X	X	X
	Establishments with 100 to 249 employees	—	X	X	X
	Establishments with 250 to 499 employees	—	X	X	X
	Establishments with 500 to 999 employees	—	X	X	X
	Establishments with 1,000 employees or more	—	X	X	X
45431	Fuel dealers				
	All establishments	19	120	1 045	4 796
	Establishments with 1 to 4 employees	9	X	X	X
	Establishments with 5 to 9 employees	7	X	X	X
	Establishments with 10 to 19 employees	2	X	X	X
	Establishments with 20 to 49 employees	1	X	X	X
	Establishments with 50 to 99 employees	—	X	X	X
	Establishments with 100 to 249 employees	—	X	X	X
	Establishments with 250 to 499 employees	—	X	X	X
	Establishments with 500 to 999 employees	—	X	X	X
	Establishments with 1,000 employees or more	—	X	X	X
454311	Heating oil dealers				
	All establishments	19	120	1 045	4 796
	Establishments with 1 to 4 employees	9	X	X	X
	Establishments with 5 to 9 employees	7	X	X	X
	Establishments with 10 to 19 employees	2	X	X	X
	Establishments with 20 to 49 employees	1	X	X	X
	Establishments with 50 to 99 employees	—	X	X	X
	Establishments with 100 to 249 employees	—	X	X	X
	Establishments with 250 to 499 employees	—	X	X	X
	Establishments with 500 to 999 employees	—	X	X	X
	Establishments with 1,000 employees or more	—	X	X	X
45439	Other direct selling establishments				
	All establishments	15	117	545	2 756
	Establishments with 1 to 4 employees	10	X	X	X
	Establishments with 5 to 9 employees	1	X	X	X
	Establishments with 10 to 19 employees	—	X	X	X
	Establishments with 20 to 49 employees	4	X	X	X
	Establishments with 50 to 99 employees	—	X	X	X
	Establishments with 100 to 249 employees	—	X	X	X
	Establishments with 250 to 499 employees	—	X	X	X
	Establishments with 500 to 999 employees	—	X	X	X
	Establishments with 1,000 employees or more	—	X	X	X
454390	Other direct selling establishments				
	All establishments	15	117	545	2 756
	Establishments with 1 to 4 employees	10	X	X	X
	Establishments with 5 to 9 employees	1	X	X	X
	Establishments with 10 to 19 employees	—	X	X	X
	Establishments with 20 to 49 employees	4	X	X	X
	Establishments with 50 to 99 employees	—	X	X	X
	Establishments with 100 to 249 employees	—	X	X	X
	Establishments with 250 to 499 employees	—	X	X	X
	Establishments with 500 to 999 employees	—	X	X	X
	Establishments with 1,000 employees or more	—	X	X	X

See footnotes at end of table.

Table 5. Establishments, Employees, and Payroll by Industry and Employment Size of Establishments by County: 2004—Con.

[Excludes most government employees, railroad employees, and self-employed persons. Size class 1 to 4 employees includes establishments having payroll, but no employees, during mid-March pay period. For meaning of abbreviations and symbols, see introductory text. For explanation of terms, see Appendix A. For statement on reliability, see the note at the end of the table and Appendix C]

NAICS code	Geography, kind of business, and employment size class	Establishments (number)	Paid employees for pay period including March 12 (number)	First-quarter payroll (\$1,000)	Annual payroll (\$1,000)
	GLOUCESTER—Con.				
48-49	Transportation and warehousing				
	All establishments	205	3 322	24 877	107 754
	Establishments with 1 to 4 employees	101	X	X	X
	Establishments with 5 to 9 employees	35	X	X	X
	Establishments with 10 to 19 employees	32	X	X	X
	Establishments with 20 to 49 employees	20	X	X	X
	Establishments with 50 to 99 employees	9	X	X	X
	Establishments with 100 to 249 employees	8	X	X	X
	Establishments with 250 to 499 employees	—	X	X	X
	Establishments with 500 to 999 employees	—	X	X	X
	Establishments with 1,000 employees or more	—	X	X	X
484	Truck transportation				
	All establishments	127	1 556	15 349	68 615
	Establishments with 1 to 4 employees	73	X	X	X
	Establishments with 5 to 9 employees	20	X	X	X
	Establishments with 10 to 19 employees	17	X	X	X
	Establishments with 20 to 49 employees	9	X	X	X
	Establishments with 50 to 99 employees	4	X	X	X
	Establishments with 100 to 249 employees	4	X	X	X
	Establishments with 250 to 499 employees	—	X	X	X
	Establishments with 500 to 999 employees	—	X	X	X
	Establishments with 1,000 employees or more	—	X	X	X
4841	General freight trucking				
	All establishments	73	1 048	10 414	47 390
	Establishments with 1 to 4 employees	39	X	X	X
	Establishments with 5 to 9 employees	10	X	X	X
	Establishments with 10 to 19 employees	10	X	X	X
	Establishments with 20 to 49 employees	8	X	X	X
	Establishments with 50 to 99 employees	4	X	X	X
	Establishments with 100 to 249 employees	2	X	X	X
	Establishments with 250 to 499 employees	—	X	X	X
	Establishments with 500 to 999 employees	—	X	X	X
	Establishments with 1,000 employees or more	—	X	X	X
48411	General freight trucking, local				
	All establishments	37	317	2 962	13 173
	Establishments with 1 to 4 employees	23	X	X	X
	Establishments with 5 to 9 employees	5	X	X	X
	Establishments with 10 to 19 employees	6	X	X	X
	Establishments with 20 to 49 employees	2	X	X	X
	Establishments with 50 to 99 employees	—	X	X	X
	Establishments with 100 to 249 employees	1	X	X	X
	Establishments with 250 to 499 employees	—	X	X	X
	Establishments with 500 to 999 employees	—	X	X	X
	Establishments with 1,000 employees or more	—	X	X	X
484110	General freight trucking, local				
	All establishments	37	317	2 962	13 173
	Establishments with 1 to 4 employees	23	X	X	X
	Establishments with 5 to 9 employees	5	X	X	X
	Establishments with 10 to 19 employees	6	X	X	X
	Establishments with 20 to 49 employees	2	X	X	X
	Establishments with 50 to 99 employees	—	X	X	X
	Establishments with 100 to 249 employees	1	X	X	X
	Establishments with 250 to 499 employees	—	X	X	X
	Establishments with 500 to 999 employees	—	X	X	X
	Establishments with 1,000 employees or more	—	X	X	X
48412	General freight trucking, long-distance				
	All establishments	36	731	7 452	34 217
	Establishments with 1 to 4 employees	16	X	X	X
	Establishments with 5 to 9 employees	5	X	X	X
	Establishments with 10 to 19 employees	4	X	X	X
	Establishments with 20 to 49 employees	6	X	X	X
	Establishments with 50 to 99 employees	4	X	X	X
	Establishments with 100 to 249 employees	1	X	X	X
	Establishments with 250 to 499 employees	—	X	X	X
	Establishments with 500 to 999 employees	—	X	X	X
	Establishments with 1,000 employees or more	—	X	X	X
484121	General freight trucking, long-distance, truckload (tl)				
	All establishments	28	509	5 214	23 603
	Establishments with 1 to 4 employees	13	X	X	X
	Establishments with 5 to 9 employees	5	X	X	X
	Establishments with 10 to 19 employees	2	X	X	X
	Establishments with 20 to 49 employees	4	X	X	X
	Establishments with 50 to 99 employees	4	X	X	X
	Establishments with 100 to 249 employees	—	X	X	X
	Establishments with 250 to 499 employees	—	X	X	X
	Establishments with 500 to 999 employees	—	X	X	X
	Establishments with 1,000 employees or more	—	X	X	X

See footnotes at end of table.

Table 5. Establishments, Employees, and Payroll by Industry and Employment Size of Establishments by County: 2004—Con.

[Excludes most government employees, railroad employees, and self-employed persons. Size class 1 to 4 employees includes establishments having payroll, but no employees, during mid-March pay period. For meaning of abbreviations and symbols, see introductory text. For explanation of terms, see Appendix A. For statement on reliability, see the note at the end of the table and Appendix C]

NAICS code	Geography, kind of business, and employment size class	Establishments (number)	Paid employees for pay period including March 12 (number)	First-quarter payroll (\$1,000)	Annual payroll (\$1,000)
	GLOUCESTER—Con.				
48-49	Transportation and warehousing—Con.				
484	Truck transportation—Con.				
4841	General freight trucking—Con.				
48412	General freight trucking, long-distance—Con.				
484122	General freight trucking, long-distance, less than truckload (ltl)				
	All establishments	8	222	2 238	10 614
	Establishments with 1 to 4 employees	3	X	X	X
	Establishments with 5 to 9 employees	—	X	X	X
	Establishments with 10 to 19 employees	2	X	X	X
	Establishments with 20 to 49 employees	2	X	X	X
	Establishments with 50 to 99 employees	—	X	X	X
	Establishments with 100 to 249 employees	1	X	X	X
	Establishments with 250 to 499 employees	—	X	X	X
	Establishments with 500 to 999 employees	—	X	X	X
	Establishments with 1,000 employees or more	—	X	X	X
4842	Specialized freight trucking				
	All establishments	54	508	4 935	21 225
	Establishments with 1 to 4 employees	34	X	X	X
	Establishments with 5 to 9 employees	10	X	X	X
	Establishments with 10 to 19 employees	7	X	X	X
	Establishments with 20 to 49 employees	1	X	X	X
	Establishments with 50 to 99 employees	—	X	X	X
	Establishments with 100 to 249 employees	2	X	X	X
	Establishments with 250 to 499 employees	—	X	X	X
	Establishments with 500 to 999 employees	—	X	X	X
	Establishments with 1,000 employees or more	—	X	X	X
48421	Used household and office goods moving				
	All establishments	6	137	993	4 156
	Establishments with 1 to 4 employees	2	X	X	X
	Establishments with 5 to 9 employees	2	X	X	X
	Establishments with 10 to 19 employees	1	X	X	X
	Establishments with 20 to 49 employees	—	X	X	X
	Establishments with 50 to 99 employees	—	X	X	X
	Establishments with 100 to 249 employees	1	X	X	X
	Establishments with 250 to 499 employees	—	X	X	X
	Establishments with 500 to 999 employees	—	X	X	X
	Establishments with 1,000 employees or more	—	X	X	X
484210	Used household and office goods moving				
	All establishments	6	137	993	4 156
	Establishments with 1 to 4 employees	2	X	X	X
	Establishments with 5 to 9 employees	2	X	X	X
	Establishments with 10 to 19 employees	1	X	X	X
	Establishments with 20 to 49 employees	—	X	X	X
	Establishments with 50 to 99 employees	—	X	X	X
	Establishments with 100 to 249 employees	1	X	X	X
	Establishments with 250 to 499 employees	—	X	X	X
	Establishments with 500 to 999 employees	—	X	X	X
	Establishments with 1,000 employees or more	—	X	X	X
48422	Specialized freight (except used goods) trucking, local				
	All establishments	31	258	2 776	11 840
	Establishments with 1 to 4 employees	21	X	X	X
	Establishments with 5 to 9 employees	7	X	X	X
	Establishments with 10 to 19 employees	2	X	X	X
	Establishments with 20 to 49 employees	—	X	X	X
	Establishments with 50 to 99 employees	—	X	X	X
	Establishments with 100 to 249 employees	1	X	X	X
	Establishments with 250 to 499 employees	—	X	X	X
	Establishments with 500 to 999 employees	—	X	X	X
	Establishments with 1,000 employees or more	—	X	X	X
484220	Specialized freight (except used goods) trucking, local				
	All establishments	31	258	2 776	11 840
	Establishments with 1 to 4 employees	21	X	X	X
	Establishments with 5 to 9 employees	7	X	X	X
	Establishments with 10 to 19 employees	2	X	X	X
	Establishments with 20 to 49 employees	—	X	X	X
	Establishments with 50 to 99 employees	—	X	X	X
	Establishments with 100 to 249 employees	1	X	X	X
	Establishments with 250 to 499 employees	—	X	X	X
	Establishments with 500 to 999 employees	—	X	X	X
	Establishments with 1,000 employees or more	—	X	X	X
48423	Specialized freight (except used goods) trucking, long-distance				
	All establishments	17	113	1 166	5 229
	Establishments with 1 to 4 employees	11	X	X	X
	Establishments with 5 to 9 employees	1	X	X	X
	Establishments with 10 to 19 employees	4	X	X	X
	Establishments with 20 to 49 employees	1	X	X	X
	Establishments with 50 to 99 employees	—	X	X	X
	Establishments with 100 to 249 employees	—	X	X	X
	Establishments with 250 to 499 employees	—	X	X	X
	Establishments with 500 to 999 employees	—	X	X	X
	Establishments with 1,000 employees or more	—	X	X	X

See footnotes at end of table.

Table 5. Establishments, Employees, and Payroll by Industry and Employment Size of Establishments by County: 2004—Con.

[Excludes most government employees, railroad employees, and self-employed persons. Size class 1 to 4 employees includes establishments having payroll, but no employees, during mid-March pay period. For meaning of abbreviations and symbols, see introductory text. For explanation of terms, see Appendix A. For statement on reliability, see the note at the end of the table and Appendix C]

NAICS code	Geography, kind of business, and employment size class	Establishments (number)	Paid employees for pay period including March 12 (number)	First-quarter payroll (\$1,000)	Annual payroll (\$1,000)
	GLOUCESTER—Con.				
48-49	Transportation and warehousing—Con.				
484	Truck transportation—Con.				
4842	Specialized freight trucking—Con.				
48423	Specialized freight (except used goods) trucking, long-distance—Con.				
484230	Specialized freight (except used goods) trucking, long-distance				
	All establishments	17	113	1 166	5 229
	Establishments with 1 to 4 employees	11	X	X	X
	Establishments with 5 to 9 employees	1	X	X	X
	Establishments with 10 to 19 employees	4	X	X	X
	Establishments with 20 to 49 employees	1	X	X	X
	Establishments with 50 to 99 employees	—	X	X	X
	Establishments with 100 to 249 employees	—	X	X	X
	Establishments with 250 to 499 employees	—	X	X	X
	Establishments with 500 to 999 employees	—	X	X	X
	Establishments with 1,000 employees or more	—	X	X	X
485	Transit and ground passenger transportation				
	All establishments	17	605	1 935	7 895
	Establishments with 1 to 4 employees	4	X	X	X
	Establishments with 5 to 9 employees	3	X	X	X
	Establishments with 10 to 19 employees	5	X	X	X
	Establishments with 20 to 49 employees	1	X	X	X
	Establishments with 50 to 99 employees	2	X	X	X
	Establishments with 100 to 249 employees	2	X	X	X
	Establishments with 250 to 499 employees	—	X	X	X
	Establishments with 500 to 999 employees	—	X	X	X
	Establishments with 1,000 employees or more	—	X	X	X
4854	School and employee bus transportation				
	All establishments	7	513	1 621	6 531
	Establishments with 1 to 4 employees	1	X	X	X
	Establishments with 5 to 9 employees	—	X	X	X
	Establishments with 10 to 19 employees	2	X	X	X
	Establishments with 20 to 49 employees	—	X	X	X
	Establishments with 50 to 99 employees	2	X	X	X
	Establishments with 100 to 249 employees	2	X	X	X
	Establishments with 250 to 499 employees	—	X	X	X
	Establishments with 500 to 999 employees	—	X	X	X
	Establishments with 1,000 employees or more	—	X	X	X
48541	School and employee bus transportation				
	All establishments	7	513	1 621	6 531
	Establishments with 1 to 4 employees	1	X	X	X
	Establishments with 5 to 9 employees	—	X	X	X
	Establishments with 10 to 19 employees	2	X	X	X
	Establishments with 20 to 49 employees	—	X	X	X
	Establishments with 50 to 99 employees	2	X	X	X
	Establishments with 100 to 249 employees	2	X	X	X
	Establishments with 250 to 499 employees	—	X	X	X
	Establishments with 500 to 999 employees	—	X	X	X
	Establishments with 1,000 employees or more	—	X	X	X
485410	School and employee bus transportation				
	All establishments	7	513	1 621	6 531
	Establishments with 1 to 4 employees	1	X	X	X
	Establishments with 5 to 9 employees	—	X	X	X
	Establishments with 10 to 19 employees	2	X	X	X
	Establishments with 20 to 49 employees	—	X	X	X
	Establishments with 50 to 99 employees	2	X	X	X
	Establishments with 100 to 249 employees	2	X	X	X
	Establishments with 250 to 499 employees	—	X	X	X
	Establishments with 500 to 999 employees	—	X	X	X
	Establishments with 1,000 employees or more	—	X	X	X
488	Support activities for transportation				
	All establishments	24	212	2 469	10 598
	Establishments with 1 to 4 employees	12	X	X	X
	Establishments with 5 to 9 employees	6	X	X	X
	Establishments with 10 to 19 employees	2	X	X	X
	Establishments with 20 to 49 employees	4	X	X	X
	Establishments with 50 to 99 employees	—	X	X	X
	Establishments with 100 to 249 employees	—	X	X	X
	Establishments with 250 to 499 employees	—	X	X	X
	Establishments with 500 to 999 employees	—	X	X	X
	Establishments with 1,000 employees or more	—	X	X	X
4885	Freight transportation arrangement				
	All establishments	11	104	1 594	6 273
	Establishments with 1 to 4 employees	6	X	X	X
	Establishments with 5 to 9 employees	3	X	X	X
	Establishments with 10 to 19 employees	—	X	X	X
	Establishments with 20 to 49 employees	2	X	X	X
	Establishments with 50 to 99 employees	—	X	X	X
	Establishments with 100 to 249 employees	—	X	X	X
	Establishments with 250 to 499 employees	—	X	X	X
	Establishments with 500 to 999 employees	—	X	X	X
	Establishments with 1,000 employees or more	—	X	X	X

See footnotes at end of table.

Table 5. Establishments, Employees, and Payroll by Industry and Employment Size of Establishments by County: 2004—Con.

[Excludes most government employees, railroad employees, and self-employed persons. Size class 1 to 4 employees includes establishments having payroll, but no employees, during mid-March pay period. For meaning of abbreviations and symbols, see introductory text. For explanation of terms, see Appendix A. For statement on reliability, see the note at the end of the table and Appendix C]

NAICS code	Geography, kind of business, and employment size class	Establishments (number)	Paid employees for pay period including March 12 (number)	First-quarter payroll (\$1,000)	Annual payroll (\$1,000)
	GLOUCESTER—Con.				
48-49	Transportation and warehousing—Con.				
488	Support activities for transportation—Con.				
4885	Freight transportation arrangement—Con.				
48851	Freight transportation arrangement				
	All establishments	11	104	1 594	6 273
	Establishments with 1 to 4 employees	6	X	X	X
	Establishments with 5 to 9 employees	3	X	X	X
	Establishments with 10 to 19 employees	—	X	X	X
	Establishments with 20 to 49 employees	2	X	X	X
	Establishments with 50 to 99 employees	—	X	X	X
	Establishments with 100 to 249 employees	—	X	X	X
	Establishments with 250 to 499 employees	—	X	X	X
	Establishments with 500 to 999 employees	—	X	X	X
	Establishments with 1,000 employees or more	—	X	X	X
488510	Freight transportation arrangement				
	All establishments	11	104	1 594	6 273
	Establishments with 1 to 4 employees	6	X	X	X
	Establishments with 5 to 9 employees	3	X	X	X
	Establishments with 10 to 19 employees	—	X	X	X
	Establishments with 20 to 49 employees	2	X	X	X
	Establishments with 50 to 99 employees	—	X	X	X
	Establishments with 100 to 249 employees	—	X	X	X
	Establishments with 250 to 499 employees	—	X	X	X
	Establishments with 500 to 999 employees	—	X	X	X
	Establishments with 1,000 employees or more	—	X	X	X
492	Couriers and messengers				
	All establishments	10	c	D	D
	Establishments with 1 to 4 employees	6	X	X	X
	Establishments with 5 to 9 employees	2	X	X	X
	Establishments with 10 to 19 employees	1	X	X	X
	Establishments with 20 to 49 employees	—	X	X	X
	Establishments with 50 to 99 employees	1	X	X	X
	Establishments with 100 to 249 employees	—	X	X	X
	Establishments with 250 to 499 employees	—	X	X	X
	Establishments with 500 to 999 employees	—	X	X	X
	Establishments with 1,000 employees or more	—	X	X	X
4921	Couriers				
	All establishments	4	c	D	D
	Establishments with 1 to 4 employees	2	X	X	X
	Establishments with 5 to 9 employees	—	X	X	X
	Establishments with 10 to 19 employees	1	X	X	X
	Establishments with 20 to 49 employees	—	X	X	X
	Establishments with 50 to 99 employees	1	X	X	X
	Establishments with 100 to 249 employees	—	X	X	X
	Establishments with 250 to 499 employees	—	X	X	X
	Establishments with 500 to 999 employees	—	X	X	X
	Establishments with 1,000 employees or more	—	X	X	X
49211	Couriers				
	All establishments	4	c	D	D
	Establishments with 1 to 4 employees	2	X	X	X
	Establishments with 5 to 9 employees	—	X	X	X
	Establishments with 10 to 19 employees	1	X	X	X
	Establishments with 20 to 49 employees	—	X	X	X
	Establishments with 50 to 99 employees	1	X	X	X
	Establishments with 100 to 249 employees	—	X	X	X
	Establishments with 250 to 499 employees	—	X	X	X
	Establishments with 500 to 999 employees	—	X	X	X
	Establishments with 1,000 employees or more	—	X	X	X
492110	Couriers				
	All establishments	4	c	D	D
	Establishments with 1 to 4 employees	2	X	X	X
	Establishments with 5 to 9 employees	—	X	X	X
	Establishments with 10 to 19 employees	1	X	X	X
	Establishments with 20 to 49 employees	—	X	X	X
	Establishments with 50 to 99 employees	1	X	X	X
	Establishments with 100 to 249 employees	—	X	X	X
	Establishments with 250 to 499 employees	—	X	X	X
	Establishments with 500 to 999 employees	—	X	X	X
	Establishments with 1,000 employees or more	—	X	X	X
493	Warehousing and storage				
	All establishments	19	744	3 234	14 018
	Establishments with 1 to 4 employees	2	X	X	X
	Establishments with 5 to 9 employees	3	X	X	X
	Establishments with 10 to 19 employees	6	X	X	X
	Establishments with 20 to 49 employees	4	X	X	X
	Establishments with 50 to 99 employees	2	X	X	X
	Establishments with 100 to 249 employees	2	X	X	X
	Establishments with 250 to 499 employees	—	X	X	X
	Establishments with 500 to 999 employees	—	X	X	X
	Establishments with 1,000 employees or more	—	X	X	X

See footnotes at end of table.

Table 5. Establishments, Employees, and Payroll by Industry and Employment Size of Establishments by County: 2004—Con.

[Excludes most government employees, railroad employees, and self-employed persons. Size class 1 to 4 employees includes establishments having payroll, but no employees, during mid-March pay period. For meaning of abbreviations and symbols, see introductory text. For explanation of terms, see Appendix A. For statement on reliability, see the note at the end of the table and Appendix C]

NAICS code	Geography, kind of business, and employment size class	Establishments (number)	Paid employees for pay period including March 12 (number)	First-quarter payroll (\$1,000)	Annual payroll (\$1,000)
	GLOUCESTER—Con.				
48-49	Transportation and warehousing—Con.				
493	Warehousing and storage—Con.				
4931	Warehousing and storage				
	All establishments	19	744	3 234	14 018
	Establishments with 1 to 4 employees	2	X	X	X
	Establishments with 5 to 9 employees	3	X	X	X
	Establishments with 10 to 19 employees	6	X	X	X
	Establishments with 20 to 49 employees	4	X	X	X
	Establishments with 50 to 99 employees	2	X	X	X
	Establishments with 100 to 249 employees	2	X	X	X
	Establishments with 250 to 499 employees	—	X	X	X
	Establishments with 500 to 999 employees	—	X	X	X
	Establishments with 1,000 employees or more	—	X	X	X
49311	General warehousing and storage				
	All establishments	9	471	2 153	9 383
	Establishments with 1 to 4 employees	—	X	X	X
	Establishments with 5 to 9 employees	1	X	X	X
	Establishments with 10 to 19 employees	2	X	X	X
	Establishments with 20 to 49 employees	3	X	X	X
	Establishments with 50 to 99 employees	2	X	X	X
	Establishments with 100 to 249 employees	1	X	X	X
	Establishments with 250 to 499 employees	—	X	X	X
	Establishments with 500 to 999 employees	—	X	X	X
	Establishments with 1,000 employees or more	—	X	X	X
493110	General warehousing and storage				
	All establishments	9	471	2 153	9 383
	Establishments with 1 to 4 employees	—	X	X	X
	Establishments with 5 to 9 employees	1	X	X	X
	Establishments with 10 to 19 employees	2	X	X	X
	Establishments with 20 to 49 employees	3	X	X	X
	Establishments with 50 to 99 employees	2	X	X	X
	Establishments with 100 to 249 employees	1	X	X	X
	Establishments with 250 to 499 employees	—	X	X	X
	Establishments with 500 to 999 employees	—	X	X	X
	Establishments with 1,000 employees or more	—	X	X	X
49312	Refrigerated warehousing and storage				
	All establishments	6	242	729	3 117
	Establishments with 1 to 4 employees	1	X	X	X
	Establishments with 5 to 9 employees	1	X	X	X
	Establishments with 10 to 19 employees	2	X	X	X
	Establishments with 20 to 49 employees	1	X	X	X
	Establishments with 50 to 99 employees	—	X	X	X
	Establishments with 100 to 249 employees	1	X	X	X
	Establishments with 250 to 499 employees	—	X	X	X
	Establishments with 500 to 999 employees	—	X	X	X
	Establishments with 1,000 employees or more	—	X	X	X
493120	Refrigerated warehousing and storage				
	All establishments	6	242	729	3 117
	Establishments with 1 to 4 employees	1	X	X	X
	Establishments with 5 to 9 employees	1	X	X	X
	Establishments with 10 to 19 employees	2	X	X	X
	Establishments with 20 to 49 employees	1	X	X	X
	Establishments with 50 to 99 employees	—	X	X	X
	Establishments with 100 to 249 employees	1	X	X	X
	Establishments with 250 to 499 employees	—	X	X	X
	Establishments with 500 to 999 employees	—	X	X	X
	Establishments with 1,000 employees or more	—	X	X	X
51	Information				
	All establishments	77	1 317	14 997	53 876
	Establishments with 1 to 4 employees	43	X	X	X
	Establishments with 5 to 9 employees	12	X	X	X
	Establishments with 10 to 19 employees	10	X	X	X
	Establishments with 20 to 49 employees	6	X	X	X
	Establishments with 50 to 99 employees	3	X	X	X
	Establishments with 100 to 249 employees	2	X	X	X
	Establishments with 250 to 499 employees	1	X	X	X
	Establishments with 500 to 999 employees	—	X	X	X
	Establishments with 1,000 employees or more	—	X	X	X
511	Publishing industries (except Internet)				
	All establishments	13	594	4 932	23 097
	Establishments with 1 to 4 employees	9	X	X	X
	Establishments with 5 to 9 employees	1	X	X	X
	Establishments with 10 to 19 employees	1	X	X	X
	Establishments with 20 to 49 employees	—	X	X	X
	Establishments with 50 to 99 employees	—	X	X	X
	Establishments with 100 to 249 employees	1	X	X	X
	Establishments with 250 to 499 employees	1	X	X	X
	Establishments with 500 to 999 employees	—	X	X	X
	Establishments with 1,000 employees or more	—	X	X	X

See footnotes at end of table.

Table 5. Establishments, Employees, and Payroll by Industry and Employment Size of Establishments by County: 2004—Con.

[Excludes most government employees, railroad employees, and self-employed persons. Size class 1 to 4 employees includes establishments having payroll, but no employees, during mid-March pay period. For meaning of abbreviations and symbols, see introductory text. For explanation of terms, see Appendix A. For statement on reliability, see the note at the end of the table and Appendix C]

NAICS code	Geography, kind of business, and employment size class	Establishments (number)	Paid employees for pay period including March 12 (number)	First-quarter payroll (\$1,000)	Annual payroll (\$1,000)
	GLOUCESTER—Con.				
51	Information—Con.				
511	Publishing industries (except Internet)—Con.				
5111	Newspaper, periodical, book, and directory publishers				
	All establishments	9	f	D	D
	Establishments with 1 to 4 employees	5	X	X	X
	Establishments with 5 to 9 employees	1	X	X	X
	Establishments with 10 to 19 employees	1	X	X	X
	Establishments with 20 to 49 employees	—	X	X	X
	Establishments with 50 to 99 employees	—	X	X	X
	Establishments with 100 to 249 employees	1	X	X	X
	Establishments with 250 to 499 employees	1	X	X	X
	Establishments with 500 to 999 employees	—	X	X	X
	Establishments with 1,000 employees or more	—	X	X	X
51111	Newspaper publishers				
	All establishments	5	c	D	D
	Establishments with 1 to 4 employees	3	X	X	X
	Establishments with 5 to 9 employees	—	X	X	X
	Establishments with 10 to 19 employees	1	X	X	X
	Establishments with 20 to 49 employees	—	X	X	X
	Establishments with 50 to 99 employees	—	X	X	X
	Establishments with 100 to 249 employees	1	X	X	X
	Establishments with 250 to 499 employees	—	X	X	X
	Establishments with 500 to 999 employees	—	X	X	X
	Establishments with 1,000 employees or more	—	X	X	X
51110	Newspaper publishers				
	All establishments	5	c	D	D
	Establishments with 1 to 4 employees	3	X	X	X
	Establishments with 5 to 9 employees	—	X	X	X
	Establishments with 10 to 19 employees	1	X	X	X
	Establishments with 20 to 49 employees	—	X	X	X
	Establishments with 50 to 99 employees	—	X	X	X
	Establishments with 100 to 249 employees	1	X	X	X
	Establishments with 250 to 499 employees	—	X	X	X
	Establishments with 500 to 999 employees	—	X	X	X
	Establishments with 1,000 employees or more	—	X	X	X
51112	Periodical publishers				
	All establishments	4	e	D	D
	Establishments with 1 to 4 employees	2	X	X	X
	Establishments with 5 to 9 employees	1	X	X	X
	Establishments with 10 to 19 employees	—	X	X	X
	Establishments with 20 to 49 employees	—	X	X	X
	Establishments with 50 to 99 employees	—	X	X	X
	Establishments with 100 to 249 employees	—	X	X	X
	Establishments with 250 to 499 employees	1	X	X	X
	Establishments with 500 to 999 employees	—	X	X	X
	Establishments with 1,000 employees or more	—	X	X	X
511120	Periodical publishers				
	All establishments	4	e	D	D
	Establishments with 1 to 4 employees	2	X	X	X
	Establishments with 5 to 9 employees	1	X	X	X
	Establishments with 10 to 19 employees	—	X	X	X
	Establishments with 20 to 49 employees	—	X	X	X
	Establishments with 50 to 99 employees	—	X	X	X
	Establishments with 100 to 249 employees	—	X	X	X
	Establishments with 250 to 499 employees	1	X	X	X
	Establishments with 500 to 999 employees	—	X	X	X
	Establishments with 1,000 employees or more	—	X	X	X
512	Motion picture and sound recording industries				
	All establishments	10	199	377	1 775
	Establishments with 1 to 4 employees	5	X	X	X
	Establishments with 5 to 9 employees	—	X	X	X
	Establishments with 10 to 19 employees	1	X	X	X
	Establishments with 20 to 49 employees	2	X	X	X
	Establishments with 50 to 99 employees	2	X	X	X
	Establishments with 100 to 249 employees	—	X	X	X
	Establishments with 250 to 499 employees	—	X	X	X
	Establishments with 500 to 999 employees	—	X	X	X
	Establishments with 1,000 employees or more	—	X	X	X
5121	Motion picture and video industries				
	All establishments	10	199	377	1 775
	Establishments with 1 to 4 employees	5	X	X	X
	Establishments with 5 to 9 employees	—	X	X	X
	Establishments with 10 to 19 employees	1	X	X	X
	Establishments with 20 to 49 employees	2	X	X	X
	Establishments with 50 to 99 employees	2	X	X	X
	Establishments with 100 to 249 employees	—	X	X	X
	Establishments with 250 to 499 employees	—	X	X	X
	Establishments with 500 to 999 employees	—	X	X	X
	Establishments with 1,000 employees or more	—	X	X	X

See footnotes at end of table.

Table 5. Establishments, Employees, and Payroll by Industry and Employment Size of Establishments by County: 2004—Con.

[Excludes most government employees, railroad employees, and self-employed persons. Size class 1 to 4 employees includes establishments having payroll, but no employees, during mid-March pay period. For meaning of abbreviations and symbols, see introductory text. For explanation of terms, see Appendix A. For statement on reliability, see the note at the end of the table and Appendix C]

NAICS code	Geography, kind of business, and employment size class	Establishments (number)	Paid employees for pay period including March 12 (number)	First-quarter payroll (\$1,000)	Annual payroll (\$1,000)
51	GLOUCESTER—Con.				
	Information—Con.				
512	Motion picture and sound recording industries—Con.				
5121	Motion picture and video industries—Con.				
51213	Motion picture and video exhibition				
	All establishments	5	c	D	D
	Establishments with 1 to 4 employees	—	X	X	X
	Establishments with 5 to 9 employees	—	X	X	X
	Establishments with 10 to 19 employees	1	X	X	X
	Establishments with 20 to 49 employees	2	X	X	X
	Establishments with 50 to 99 employees	2	X	X	X
	Establishments with 100 to 249 employees	—	X	X	X
	Establishments with 250 to 499 employees	—	X	X	X
	Establishments with 500 to 999 employees	—	X	X	X
	Establishments with 1,000 employees or more	—	X	X	X
512131	Motion picture theaters (except drive-ins)				
	All establishments	5	c	D	D
	Establishments with 1 to 4 employees	—	X	X	X
	Establishments with 5 to 9 employees	—	X	X	X
	Establishments with 10 to 19 employees	1	X	X	X
	Establishments with 20 to 49 employees	2	X	X	X
	Establishments with 50 to 99 employees	2	X	X	X
	Establishments with 100 to 249 employees	—	X	X	X
	Establishments with 250 to 499 employees	—	X	X	X
	Establishments with 500 to 999 employees	—	X	X	X
	Establishments with 1,000 employees or more	—	X	X	X
517	Telecommunications				
	All establishments	37	400	8 809	24 964
	Establishments with 1 to 4 employees	16	X	X	X
	Establishments with 5 to 9 employees	9	X	X	X
	Establishments with 10 to 19 employees	7	X	X	X
	Establishments with 20 to 49 employees	4	X	X	X
	Establishments with 50 to 99 employees	—	X	X	X
	Establishments with 100 to 249 employees	1	X	X	X
	Establishments with 250 to 499 employees	—	X	X	X
	Establishments with 500 to 999 employees	—	X	X	X
	Establishments with 1,000 employees or more	—	X	X	X
5171	Wired telecommunications carriers				
	All establishments	19	247	7 043	17 998
	Establishments with 1 to 4 employees	9	X	X	X
	Establishments with 5 to 9 employees	4	X	X	X
	Establishments with 10 to 19 employees	4	X	X	X
	Establishments with 20 to 49 employees	1	X	X	X
	Establishments with 50 to 99 employees	—	X	X	X
	Establishments with 100 to 249 employees	1	X	X	X
	Establishments with 250 to 499 employees	—	X	X	X
	Establishments with 500 to 999 employees	—	X	X	X
	Establishments with 1,000 employees or more	—	X	X	X
51711	Wired telecommunications carriers				
	All establishments	19	247	7 043	17 998
	Establishments with 1 to 4 employees	9	X	X	X
	Establishments with 5 to 9 employees	4	X	X	X
	Establishments with 10 to 19 employees	4	X	X	X
	Establishments with 20 to 49 employees	1	X	X	X
	Establishments with 50 to 99 employees	—	X	X	X
	Establishments with 100 to 249 employees	1	X	X	X
	Establishments with 250 to 499 employees	—	X	X	X
	Establishments with 500 to 999 employees	—	X	X	X
	Establishments with 1,000 employees or more	—	X	X	X
517110	Wired telecommunications carriers				
	All establishments	19	247	7 043	17 998
	Establishments with 1 to 4 employees	9	X	X	X
	Establishments with 5 to 9 employees	4	X	X	X
	Establishments with 10 to 19 employees	4	X	X	X
	Establishments with 20 to 49 employees	1	X	X	X
	Establishments with 50 to 99 employees	—	X	X	X
	Establishments with 100 to 249 employees	1	X	X	X
	Establishments with 250 to 499 employees	—	X	X	X
	Establishments with 500 to 999 employees	—	X	X	X
	Establishments with 1,000 employees or more	—	X	X	X
52	Finance and insurance				
	All establishments	253	1 920	15 985	75 057
	Establishments with 1 to 4 employees	140	X	X	X
	Establishments with 5 to 9 employees	64	X	X	X
	Establishments with 10 to 19 employees	29	X	X	X
	Establishments with 20 to 49 employees	16	X	X	X
	Establishments with 50 to 99 employees	2	X	X	X
	Establishments with 100 to 249 employees	2	X	X	X
	Establishments with 250 to 499 employees	—	X	X	X
	Establishments with 500 to 999 employees	—	X	X	X
	Establishments with 1,000 employees or more	—	X	X	X

See footnotes at end of table.

Table 5. Establishments, Employees, and Payroll by Industry and Employment Size of Establishments by County: 2004—Con.

[Excludes most government employees, railroad employees, and self-employed persons. Size class 1 to 4 employees includes establishments having payroll, but no employees, during mid-March pay period. For meaning of abbreviations and symbols, see introductory text. For explanation of terms, see Appendix A. For statement on reliability, see the note at the end of the table and Appendix C]

NAICS code	Geography, kind of business, and employment size class	Establishments (number)	Paid employees for pay period including March 12 (number)	First-quarter payroll (\$1,000)	Annual payroll (\$1,000)
	GLOUCESTER—Con.				
52	Finance and insurance—Con.				
522	Credit intermediation and related activities				
	All establishments	121	1 471	10 730	49 311
	Establishments with 1 to 4 employees	35	X	X	X
	Establishments with 5 to 9 employees	45	X	X	X
	Establishments with 10 to 19 employees	25	X	X	X
	Establishments with 20 to 49 employees	12	X	X	X
	Establishments with 50 to 99 employees	2	X	X	X
	Establishments with 100 to 249 employees	2	X	X	X
	Establishments with 250 to 499 employees	—	X	X	X
	Establishments with 500 to 999 employees	—	X	X	X
	Establishments with 1,000 employees or more	—	X	X	X
5221	Depository credit intermediation				
	All establishments	85	1 260	8 760	39 400
	Establishments with 1 to 4 employees	13	X	X	X
	Establishments with 5 to 9 employees	36	X	X	X
	Establishments with 10 to 19 employees	22	X	X	X
	Establishments with 20 to 49 employees	11	X	X	X
	Establishments with 50 to 99 employees	1	X	X	X
	Establishments with 100 to 249 employees	2	X	X	X
	Establishments with 250 to 499 employees	—	X	X	X
	Establishments with 500 to 999 employees	—	X	X	X
	Establishments with 1,000 employees or more	—	X	X	X
52211	Commercial banking				
	All establishments	61	959	6 652	30 769
	Establishments with 1 to 4 employees	9	X	X	X
	Establishments with 5 to 9 employees	23	X	X	X
	Establishments with 10 to 19 employees	19	X	X	X
	Establishments with 20 to 49 employees	8	X	X	X
	Establishments with 50 to 99 employees	—	X	X	X
	Establishments with 100 to 249 employees	2	X	X	X
	Establishments with 250 to 499 employees	—	X	X	X
	Establishments with 500 to 999 employees	—	X	X	X
	Establishments with 1,000 employees or more	—	X	X	X
522110	Commercial banking				
	All establishments	61	959	6 652	30 769
	Establishments with 1 to 4 employees	9	X	X	X
	Establishments with 5 to 9 employees	23	X	X	X
	Establishments with 10 to 19 employees	19	X	X	X
	Establishments with 20 to 49 employees	8	X	X	X
	Establishments with 50 to 99 employees	—	X	X	X
	Establishments with 100 to 249 employees	2	X	X	X
	Establishments with 250 to 499 employees	—	X	X	X
	Establishments with 500 to 999 employees	—	X	X	X
	Establishments with 1,000 employees or more	—	X	X	X
52212	Savings institutions				
	All establishments	19	203	1 359	5 529
	Establishments with 1 to 4 employees	3	X	X	X
	Establishments with 5 to 9 employees	11	X	X	X
	Establishments with 10 to 19 employees	2	X	X	X
	Establishments with 20 to 49 employees	3	X	X	X
	Establishments with 50 to 99 employees	—	X	X	X
	Establishments with 100 to 249 employees	—	X	X	X
	Establishments with 250 to 499 employees	—	X	X	X
	Establishments with 500 to 999 employees	—	X	X	X
	Establishments with 1,000 employees or more	—	X	X	X
522120	Savings institutions				
	All establishments	19	203	1 359	5 529
	Establishments with 1 to 4 employees	3	X	X	X
	Establishments with 5 to 9 employees	11	X	X	X
	Establishments with 10 to 19 employees	2	X	X	X
	Establishments with 20 to 49 employees	3	X	X	X
	Establishments with 50 to 99 employees	—	X	X	X
	Establishments with 100 to 249 employees	—	X	X	X
	Establishments with 250 to 499 employees	—	X	X	X
	Establishments with 500 to 999 employees	—	X	X	X
	Establishments with 1,000 employees or more	—	X	X	X
5222	Nondepository credit intermediation				
	All establishments	24	117	1 088	5 450
	Establishments with 1 to 4 employees	13	X	X	X
	Establishments with 5 to 9 employees	8	X	X	X
	Establishments with 10 to 19 employees	2	X	X	X
	Establishments with 20 to 49 employees	1	X	X	X
	Establishments with 50 to 99 employees	—	X	X	X
	Establishments with 100 to 249 employees	—	X	X	X
	Establishments with 250 to 499 employees	—	X	X	X
	Establishments with 500 to 999 employees	—	X	X	X
	Establishments with 1,000 employees or more	—	X	X	X

See footnotes at end of table.

Table 5. Establishments, Employees, and Payroll by Industry and Employment Size of Establishments by County: 2004—Con.

[Excludes most government employees, railroad employees, and self-employed persons. Size class 1 to 4 employees includes establishments having payroll, but no employees, during mid-March pay period. For meaning of abbreviations and symbols, see introductory text. For explanation of terms, see Appendix A. For statement on reliability, see the note at the end of the table and Appendix C]

NAICS code	Geography, kind of business, and employment size class	Establishments (number)	Paid employees for pay period including March 12 (number)	First-quarter payroll (\$1,000)	Annual payroll (\$1,000)
52	GLOUCESTER—Con.				
	Finance and insurance—Con.				
522	Credit intermediation and related activities—Con.				
5222	Nondepository credit intermediation—Con.				
52229	Other nondepository credit intermediation				
	All establishments	19	c	D	D
	Establishments with 1 to 4 employees	10	X	X	X
	Establishments with 5 to 9 employees	6	X	X	X
	Establishments with 10 to 19 employees	2	X	X	X
	Establishments with 20 to 49 employees	1	X	X	X
	Establishments with 50 to 99 employees	—	X	X	X
	Establishments with 100 to 249 employees	—	X	X	X
	Establishments with 250 to 499 employees	—	X	X	X
	Establishments with 500 to 999 employees	—	X	X	X
	Establishments with 1,000 employees or more	—	X	X	X
524	Insurance carriers and related activities				
	All establishments	87	361	4 080	17 957
	Establishments with 1 to 4 employees	64	X	X	X
	Establishments with 5 to 9 employees	15	X	X	X
	Establishments with 10 to 19 employees	4	X	X	X
	Establishments with 20 to 49 employees	4	X	X	X
	Establishments with 50 to 99 employees	—	X	X	X
	Establishments with 100 to 249 employees	—	X	X	X
	Establishments with 250 to 499 employees	—	X	X	X
	Establishments with 500 to 999 employees	—	X	X	X
	Establishments with 1,000 employees or more	—	X	X	X
5242	Agencies, brokerages, and other insurance related activities				
	All establishments	78	e	D	D
	Establishments with 1 to 4 employees	55	X	X	X
	Establishments with 5 to 9 employees	15	X	X	X
	Establishments with 10 to 19 employees	4	X	X	X
	Establishments with 20 to 49 employees	4	X	X	X
	Establishments with 50 to 99 employees	—	X	X	X
	Establishments with 100 to 249 employees	—	X	X	X
	Establishments with 250 to 499 employees	—	X	X	X
	Establishments with 500 to 999 employees	—	X	X	X
	Establishments with 1,000 employees or more	—	X	X	X
52421	Insurance agencies and brokerages				
	All establishments	67	289	3 160	14 178
	Establishments with 1 to 4 employees	48	X	X	X
	Establishments with 5 to 9 employees	13	X	X	X
	Establishments with 10 to 19 employees	3	X	X	X
	Establishments with 20 to 49 employees	3	X	X	X
	Establishments with 50 to 99 employees	—	X	X	X
	Establishments with 100 to 249 employees	—	X	X	X
	Establishments with 250 to 499 employees	—	X	X	X
	Establishments with 500 to 999 employees	—	X	X	X
	Establishments with 1,000 employees or more	—	X	X	X
524210	Insurance agencies and brokerages				
	All establishments	67	289	3 160	14 178
	Establishments with 1 to 4 employees	48	X	X	X
	Establishments with 5 to 9 employees	13	X	X	X
	Establishments with 10 to 19 employees	3	X	X	X
	Establishments with 20 to 49 employees	3	X	X	X
	Establishments with 50 to 99 employees	—	X	X	X
	Establishments with 100 to 249 employees	—	X	X	X
	Establishments with 250 to 499 employees	—	X	X	X
	Establishments with 500 to 999 employees	—	X	X	X
	Establishments with 1,000 employees or more	—	X	X	X
53	Real estate and rental and leasing				
	All establishments	167	888	6 707	29 786
	Establishments with 1 to 4 employees	103	X	X	X
	Establishments with 5 to 9 employees	31	X	X	X
	Establishments with 10 to 19 employees	30	X	X	X
	Establishments with 20 to 49 employees	3	X	X	X
	Establishments with 50 to 99 employees	—	X	X	X
	Establishments with 100 to 249 employees	—	X	X	X
	Establishments with 250 to 499 employees	—	X	X	X
	Establishments with 500 to 999 employees	—	X	X	X
	Establishments with 1,000 employees or more	—	X	X	X
531	Real estate				
	All establishments	112	423	2 883	13 513
	Establishments with 1 to 4 employees	82	X	X	X
	Establishments with 5 to 9 employees	18	X	X	X
	Establishments with 10 to 19 employees	12	X	X	X
	Establishments with 20 to 49 employees	—	X	X	X
	Establishments with 50 to 99 employees	—	X	X	X
	Establishments with 100 to 249 employees	—	X	X	X
	Establishments with 250 to 499 employees	—	X	X	X
	Establishments with 500 to 999 employees	—	X	X	X
	Establishments with 1,000 employees or more	—	X	X	X

See footnotes at end of table.

Table 5. Establishments, Employees, and Payroll by Industry and Employment Size of Establishments by County: 2004—Con.

[Excludes most government employees, railroad employees, and self-employed persons. Size class 1 to 4 employees includes establishments having payroll, but no employees, during mid-March pay period. For meaning of abbreviations and symbols, see introductory text. For explanation of terms, see Appendix A. For statement on reliability, see the note at the end of the table and Appendix C]

NAICS code	Geography, kind of business, and employment size class	Establishments (number)	Paid employees for pay period including March 12 (number)	First-quarter payroll (\$1,000)	Annual payroll (\$1,000)
	GLOUCESTER—Con.				
53	Real estate and rental and leasing—Con.				
531	Real estate—Con.				
5311	Lessors of real estate				
	All establishments	48	195	1 087	5 036
	Establishments with 1 to 4 employees	35	X	X	X
	Establishments with 5 to 9 employees	7	X	X	X
	Establishments with 10 to 19 employees	6	X	X	X
	Establishments with 20 to 49 employees	—	X	X	X
	Establishments with 50 to 99 employees	—	X	X	X
	Establishments with 100 to 249 employees	—	X	X	X
	Establishments with 250 to 499 employees	—	X	X	X
	Establishments with 500 to 999 employees	—	X	X	X
	Establishments with 1,000 employees or more	—	X	X	X
53111	Lessors of residential buildings and dwellings				
	All establishments	21	109	634	2 580
	Establishments with 1 to 4 employees	12	X	X	X
	Establishments with 5 to 9 employees	5	X	X	X
	Establishments with 10 to 19 employees	4	X	X	X
	Establishments with 20 to 49 employees	—	X	X	X
	Establishments with 50 to 99 employees	—	X	X	X
	Establishments with 100 to 249 employees	—	X	X	X
	Establishments with 250 to 499 employees	—	X	X	X
	Establishments with 500 to 999 employees	—	X	X	X
	Establishments with 1,000 employees or more	—	X	X	X
531110	Lessors of residential buildings and dwellings				
	All establishments	21	109	634	2 580
	Establishments with 1 to 4 employees	12	X	X	X
	Establishments with 5 to 9 employees	5	X	X	X
	Establishments with 10 to 19 employees	4	X	X	X
	Establishments with 20 to 49 employees	—	X	X	X
	Establishments with 50 to 99 employees	—	X	X	X
	Establishments with 100 to 249 employees	—	X	X	X
	Establishments with 250 to 499 employees	—	X	X	X
	Establishments with 500 to 999 employees	—	X	X	X
	Establishments with 1,000 employees or more	—	X	X	X
5312	Offices of real estate agents and brokers				
	All establishments	35	127	1 049	4 708
	Establishments with 1 to 4 employees	27	X	X	X
	Establishments with 5 to 9 employees	5	X	X	X
	Establishments with 10 to 19 employees	3	X	X	X
	Establishments with 20 to 49 employees	—	X	X	X
	Establishments with 50 to 99 employees	—	X	X	X
	Establishments with 100 to 249 employees	—	X	X	X
	Establishments with 250 to 499 employees	—	X	X	X
	Establishments with 500 to 999 employees	—	X	X	X
	Establishments with 1,000 employees or more	—	X	X	X
53121	Offices of real estate agents and brokers				
	All establishments	35	127	1 049	4 708
	Establishments with 1 to 4 employees	27	X	X	X
	Establishments with 5 to 9 employees	5	X	X	X
	Establishments with 10 to 19 employees	3	X	X	X
	Establishments with 20 to 49 employees	—	X	X	X
	Establishments with 50 to 99 employees	—	X	X	X
	Establishments with 100 to 249 employees	—	X	X	X
	Establishments with 250 to 499 employees	—	X	X	X
	Establishments with 500 to 999 employees	—	X	X	X
	Establishments with 1,000 employees or more	—	X	X	X
531210	Offices of real estate agents and brokers				
	All establishments	35	127	1 049	4 708
	Establishments with 1 to 4 employees	27	X	X	X
	Establishments with 5 to 9 employees	5	X	X	X
	Establishments with 10 to 19 employees	3	X	X	X
	Establishments with 20 to 49 employees	—	X	X	X
	Establishments with 50 to 99 employees	—	X	X	X
	Establishments with 100 to 249 employees	—	X	X	X
	Establishments with 250 to 499 employees	—	X	X	X
	Establishments with 500 to 999 employees	—	X	X	X
	Establishments with 1,000 employees or more	—	X	X	X
5313	Activities related to real estate				
	All establishments	29	101	747	3 769
	Establishments with 1 to 4 employees	20	X	X	X
	Establishments with 5 to 9 employees	6	X	X	X
	Establishments with 10 to 19 employees	3	X	X	X
	Establishments with 20 to 49 employees	—	X	X	X
	Establishments with 50 to 99 employees	—	X	X	X
	Establishments with 100 to 249 employees	—	X	X	X
	Establishments with 250 to 499 employees	—	X	X	X
	Establishments with 500 to 999 employees	—	X	X	X
	Establishments with 1,000 employees or more	—	X	X	X

See footnotes at end of table.

Table 5. Establishments, Employees, and Payroll by Industry and Employment Size of Establishments by County: 2004—Con.

[Excludes most government employees, railroad employees, and self-employed persons. Size class 1 to 4 employees includes establishments having payroll, but no employees, during mid-March pay period. For meaning of abbreviations and symbols, see introductory text. For explanation of terms, see Appendix A. For statement on reliability, see the note at the end of the table and Appendix C]

NAICS code	Geography, kind of business, and employment size class	Establishments (number)	Paid employees for pay period including March 12 (number)	First-quarter payroll (\$1,000)	Annual payroll (\$1,000)
	GLOUCESTER—Con.				
53	Real estate and rental and leasing—Con.				
532	Rental and leasing services				
	All establishments	53	e	D	D
	Establishments with 1 to 4 employees	19	X	X	X
	Establishments with 5 to 9 employees	13	X	X	X
	Establishments with 10 to 19 employees	18	X	X	X
	Establishments with 20 to 49 employees	3	X	X	X
	Establishments with 50 to 99 employees	—	X	X	X
	Establishments with 100 to 249 employees	—	X	X	X
	Establishments with 250 to 499 employees	—	X	X	X
	Establishments with 500 to 999 employees	—	X	X	X
	Establishments with 1,000 employees or more	—	X	X	X
5322	Consumer goods rental				
	All establishments	27	c	D	D
	Establishments with 1 to 4 employees	9	X	X	X
	Establishments with 5 to 9 employees	9	X	X	X
	Establishments with 10 to 19 employees	9	X	X	X
	Establishments with 20 to 49 employees	—	X	X	X
	Establishments with 50 to 99 employees	—	X	X	X
	Establishments with 100 to 249 employees	—	X	X	X
	Establishments with 250 to 499 employees	—	X	X	X
	Establishments with 500 to 999 employees	—	X	X	X
	Establishments with 1,000 employees or more	—	X	X	X
53223	Video tape and disc rental				
	All establishments	20	159	444	1 807
	Establishments with 1 to 4 employees	7	X	X	X
	Establishments with 5 to 9 employees	5	X	X	X
	Establishments with 10 to 19 employees	8	X	X	X
	Establishments with 20 to 49 employees	—	X	X	X
	Establishments with 50 to 99 employees	—	X	X	X
	Establishments with 100 to 249 employees	—	X	X	X
	Establishments with 250 to 499 employees	—	X	X	X
	Establishments with 500 to 999 employees	—	X	X	X
	Establishments with 1,000 employees or more	—	X	X	X
532230	Video tape and disc rental				
	All establishments	20	159	444	1 807
	Establishments with 1 to 4 employees	7	X	X	X
	Establishments with 5 to 9 employees	5	X	X	X
	Establishments with 10 to 19 employees	8	X	X	X
	Establishments with 20 to 49 employees	—	X	X	X
	Establishments with 50 to 99 employees	—	X	X	X
	Establishments with 100 to 249 employees	—	X	X	X
	Establishments with 250 to 499 employees	—	X	X	X
	Establishments with 500 to 999 employees	—	X	X	X
	Establishments with 1,000 employees or more	—	X	X	X
54	Professional, scientific, and technical services				
	All establishments	526	3 252	28 884	146 176
	Establishments with 1 to 4 employees	376	X	X	X
	Establishments with 5 to 9 employees	73	X	X	X
	Establishments with 10 to 19 employees	52	X	X	X
	Establishments with 20 to 49 employees	20	X	X	X
	Establishments with 50 to 99 employees	1	X	X	X
	Establishments with 100 to 249 employees	3	X	X	X
	Establishments with 250 to 499 employees	1	X	X	X
	Establishments with 500 to 999 employees	—	X	X	X
	Establishments with 1,000 employees or more	—	X	X	X
541	Professional, scientific, and technical services				
	All establishments	526	3 252	28 884	146 176
	Establishments with 1 to 4 employees	376	X	X	X
	Establishments with 5 to 9 employees	73	X	X	X
	Establishments with 10 to 19 employees	52	X	X	X
	Establishments with 20 to 49 employees	20	X	X	X
	Establishments with 50 to 99 employees	1	X	X	X
	Establishments with 100 to 249 employees	3	X	X	X
	Establishments with 250 to 499 employees	1	X	X	X
	Establishments with 500 to 999 employees	—	X	X	X
	Establishments with 1,000 employees or more	—	X	X	X
5411	Legal services				
	All establishments	141	537	4 668	22 236
	Establishments with 1 to 4 employees	108	X	X	X
	Establishments with 5 to 9 employees	19	X	X	X
	Establishments with 10 to 19 employees	11	X	X	X
	Establishments with 20 to 49 employees	3	X	X	X
	Establishments with 50 to 99 employees	—	X	X	X
	Establishments with 100 to 249 employees	—	X	X	X
	Establishments with 250 to 499 employees	—	X	X	X
	Establishments with 500 to 999 employees	—	X	X	X
	Establishments with 1,000 employees or more	—	X	X	X

See footnotes at end of table.

Table 5. Establishments, Employees, and Payroll by Industry and Employment Size of Establishments by County: 2004—Con.

[Excludes most government employees, railroad employees, and self-employed persons. Size class 1 to 4 employees includes establishments having payroll, but no employees, during mid-March pay period. For meaning of abbreviations and symbols, see introductory text. For explanation of terms, see Appendix A. For statement on reliability, see the note at the end of the table and Appendix C]

NAICS code	Geography, kind of business, and employment size class	Establishments (number)	Paid employees for pay period including March 12 (number)	First-quarter payroll (\$1,000)	Annual payroll (\$1,000)
	GLOUCESTER—Con.				
54	Professional, scientific, and technical services—Con.				
541	Professional, scientific, and technical services—Con.				
5411	Legal services—Con.				
54111	Offices of lawyers				
	All establishments	133	482	4 155	19 847
	Establishments with 1 to 4 employees	105	X	X	X
	Establishments with 5 to 9 employees	16	X	X	X
	Establishments with 10 to 19 employees	9	X	X	X
	Establishments with 20 to 49 employees	3	X	X	X
	Establishments with 50 to 99 employees	—	X	X	X
	Establishments with 100 to 249 employees	—	X	X	X
	Establishments with 250 to 499 employees	—	X	X	X
	Establishments with 500 to 999 employees	—	X	X	X
	Establishments with 1,000 employees or more	—	X	X	X
541110	Offices of lawyers				
	All establishments	133	482	4 155	19 847
	Establishments with 1 to 4 employees	105	X	X	X
	Establishments with 5 to 9 employees	16	X	X	X
	Establishments with 10 to 19 employees	9	X	X	X
	Establishments with 20 to 49 employees	3	X	X	X
	Establishments with 50 to 99 employees	—	X	X	X
	Establishments with 100 to 249 employees	—	X	X	X
	Establishments with 250 to 499 employees	—	X	X	X
	Establishments with 500 to 999 employees	—	X	X	X
	Establishments with 1,000 employees or more	—	X	X	X
5412	Accounting, tax preparation, bookkeeping, and payroll services				
	All establishments	74	375	1 852	7 002
	Establishments with 1 to 4 employees	53	X	X	X
	Establishments with 5 to 9 employees	7	X	X	X
	Establishments with 10 to 19 employees	12	X	X	X
	Establishments with 20 to 49 employees	2	X	X	X
	Establishments with 50 to 99 employees	—	X	X	X
	Establishments with 100 to 249 employees	—	X	X	X
	Establishments with 250 to 499 employees	—	X	X	X
	Establishments with 500 to 999 employees	—	X	X	X
	Establishments with 1,000 employees or more	—	X	X	X
54121	Accounting, tax preparation, bookkeeping, and payroll services				
	All establishments	74	375	1 852	7 002
	Establishments with 1 to 4 employees	53	X	X	X
	Establishments with 5 to 9 employees	7	X	X	X
	Establishments with 10 to 19 employees	12	X	X	X
	Establishments with 20 to 49 employees	2	X	X	X
	Establishments with 50 to 99 employees	—	X	X	X
	Establishments with 100 to 249 employees	—	X	X	X
	Establishments with 250 to 499 employees	—	X	X	X
	Establishments with 500 to 999 employees	—	X	X	X
	Establishments with 1,000 employees or more	—	X	X	X
541211	Offices of certified public accountants				
	All establishments	35	c	D	D
	Establishments with 1 to 4 employees	28	X	X	X
	Establishments with 5 to 9 employees	3	X	X	X
	Establishments with 10 to 19 employees	4	X	X	X
	Establishments with 20 to 49 employees	—	X	X	X
	Establishments with 50 to 99 employees	—	X	X	X
	Establishments with 100 to 249 employees	—	X	X	X
	Establishments with 250 to 499 employees	—	X	X	X
	Establishments with 500 to 999 employees	—	X	X	X
	Establishments with 1,000 employees or more	—	X	X	X
541213	Tax preparation services				
	All establishments	16	148	344	871
	Establishments with 1 to 4 employees	7	X	X	X
	Establishments with 5 to 9 employees	1	X	X	X
	Establishments with 10 to 19 employees	6	X	X	X
	Establishments with 20 to 49 employees	2	X	X	X
	Establishments with 50 to 99 employees	—	X	X	X
	Establishments with 100 to 249 employees	—	X	X	X
	Establishments with 250 to 499 employees	—	X	X	X
	Establishments with 500 to 999 employees	—	X	X	X
	Establishments with 1,000 employees or more	—	X	X	X
5413	Architectural, engineering, and related services				
	All establishments	83	669	7 043	32 825
	Establishments with 1 to 4 employees	44	X	X	X
	Establishments with 5 to 9 employees	16	X	X	X
	Establishments with 10 to 19 employees	15	X	X	X
	Establishments with 20 to 49 employees	8	X	X	X
	Establishments with 50 to 99 employees	—	X	X	X
	Establishments with 100 to 249 employees	—	X	X	X
	Establishments with 250 to 499 employees	—	X	X	X
	Establishments with 500 to 999 employees	—	X	X	X
	Establishments with 1,000 employees or more	—	X	X	X

See footnotes at end of table.

Table 5. Establishments, Employees, and Payroll by Industry and Employment Size of Establishments by County: 2004—Con.

[Excludes most government employees, railroad employees, and self-employed persons. Size class 1 to 4 employees includes establishments having payroll, but no employees, during mid-March pay period. For meaning of abbreviations and symbols, see introductory text. For explanation of terms, see Appendix A. For statement on reliability, see the note at the end of the table and Appendix C]

NAICS code	Geography, kind of business, and employment size class	Establishments (number)	Paid employees for pay period including March 12 (number)	First-quarter payroll (\$1,000)	Annual payroll (\$1,000)
	GLOUCESTER—Con.				
54	Professional, scientific, and technical services—Con.				
541	Professional, scientific, and technical services—Con.				
5413	Architectural, engineering, and related services—Con.				
54133	Engineering services				
	All establishments	41	425	5 098	23 612
	Establishments with 1 to 4 employees	20	X	X	X
	Establishments with 5 to 9 employees	5	X	X	X
	Establishments with 10 to 19 employees	10	X	X	X
	Establishments with 20 to 49 employees	6	X	X	X
	Establishments with 50 to 99 employees	—	X	X	X
	Establishments with 100 to 249 employees	—	X	X	X
	Establishments with 250 to 499 employees	—	X	X	X
	Establishments with 500 to 999 employees	—	X	X	X
	Establishments with 1,000 employees or more	—	X	X	X
541330	Engineering services				
	All establishments	41	425	5 098	23 612
	Establishments with 1 to 4 employees	20	X	X	X
	Establishments with 5 to 9 employees	5	X	X	X
	Establishments with 10 to 19 employees	10	X	X	X
	Establishments with 20 to 49 employees	6	X	X	X
	Establishments with 50 to 99 employees	—	X	X	X
	Establishments with 100 to 249 employees	—	X	X	X
	Establishments with 250 to 499 employees	—	X	X	X
	Establishments with 500 to 999 employees	—	X	X	X
	Establishments with 1,000 employees or more	—	X	X	X
5415	Computer systems design and related services				
	All establishments	68	199	2 489	11 888
	Establishments with 1 to 4 employees	57	X	X	X
	Establishments with 5 to 9 employees	8	X	X	X
	Establishments with 10 to 19 employees	1	X	X	X
	Establishments with 20 to 49 employees	2	X	X	X
	Establishments with 50 to 99 employees	—	X	X	X
	Establishments with 100 to 249 employees	—	X	X	X
	Establishments with 250 to 499 employees	—	X	X	X
	Establishments with 500 to 999 employees	—	X	X	X
	Establishments with 1,000 employees or more	—	X	X	X
54151	Computer systems design and related services				
	All establishments	68	199	2 489	11 888
	Establishments with 1 to 4 employees	57	X	X	X
	Establishments with 5 to 9 employees	8	X	X	X
	Establishments with 10 to 19 employees	1	X	X	X
	Establishments with 20 to 49 employees	2	X	X	X
	Establishments with 50 to 99 employees	—	X	X	X
	Establishments with 100 to 249 employees	—	X	X	X
	Establishments with 250 to 499 employees	—	X	X	X
	Establishments with 500 to 999 employees	—	X	X	X
	Establishments with 1,000 employees or more	—	X	X	X
5416	Management, scientific, and technical consulting services				
	All establishments	73	385	2 152	9 845
	Establishments with 1 to 4 employees	59	X	X	X
	Establishments with 5 to 9 employees	11	X	X	X
	Establishments with 10 to 19 employees	1	X	X	X
	Establishments with 20 to 49 employees	—	X	X	X
	Establishments with 50 to 99 employees	1	X	X	X
	Establishments with 100 to 249 employees	1	X	X	X
	Establishments with 250 to 499 employees	—	X	X	X
	Establishments with 500 to 999 employees	—	X	X	X
	Establishments with 1,000 employees or more	—	X	X	X
54161	Management consulting services				
	All establishments	59	359	1 876	8 357
	Establishments with 1 to 4 employees	47	X	X	X
	Establishments with 5 to 9 employees	9	X	X	X
	Establishments with 10 to 19 employees	1	X	X	X
	Establishments with 20 to 49 employees	—	X	X	X
	Establishments with 50 to 99 employees	1	X	X	X
	Establishments with 100 to 249 employees	1	X	X	X
	Establishments with 250 to 499 employees	—	X	X	X
	Establishments with 500 to 999 employees	—	X	X	X
	Establishments with 1,000 employees or more	—	X	X	X
541613	Marketing consulting services				
	All establishments	11	180	582	2 418
	Establishments with 1 to 4 employees	9	X	X	X
	Establishments with 5 to 9 employees	1	X	X	X
	Establishments with 10 to 19 employees	—	X	X	X
	Establishments with 20 to 49 employees	—	X	X	X
	Establishments with 50 to 99 employees	—	X	X	X
	Establishments with 100 to 249 employees	1	X	X	X
	Establishments with 250 to 499 employees	—	X	X	X
	Establishments with 500 to 999 employees	—	X	X	X
	Establishments with 1,000 employees or more	—	X	X	X

See footnotes at end of table.

Table 5. Establishments, Employees, and Payroll by Industry and Employment Size of Establishments by County: 2004—Con.

[Excludes most government employees, railroad employees, and self-employed persons. Size class 1 to 4 employees includes establishments having payroll, but no employees, during mid-March pay period. For meaning of abbreviations and symbols, see introductory text. For explanation of terms, see Appendix A. For statement on reliability, see the note at the end of the table and Appendix C]

NAICS code	Geography, kind of business, and employment size class	Establishments (number)	Paid employees for pay period including March 12 (number)	First-quarter payroll (\$1,000)	Annual payroll (\$1,000)
54	GLOUCESTER—Con.				
	Professional, scientific, and technical services—Con.				
541	Professional, scientific, and technical services—Con.				
5417	Scientific research and development services				
	All establishments	8	502	8 335	35 103
	Establishments with 1 to 4 employees	5	X	X	X
	Establishments with 5 to 9 employees	—	X	X	X
	Establishments with 10 to 19 employees	—	X	X	X
	Establishments with 20 to 49 employees	1	X	X	X
	Establishments with 50 to 99 employees	—	X	X	X
	Establishments with 100 to 249 employees	1	X	X	X
	Establishments with 250 to 499 employees	1	X	X	X
	Establishments with 500 to 999 employees	—	X	X	X
	Establishments with 1,000 employees or more	—	X	X	X
54171	Research and development in the physical, engineering, and life sciences				
	All establishments	8	502	8 335	35 103
	Establishments with 1 to 4 employees	5	X	X	X
	Establishments with 5 to 9 employees	—	X	X	X
	Establishments with 10 to 19 employees	—	X	X	X
	Establishments with 20 to 49 employees	1	X	X	X
	Establishments with 50 to 99 employees	—	X	X	X
	Establishments with 100 to 249 employees	1	X	X	X
	Establishments with 250 to 499 employees	1	X	X	X
	Establishments with 500 to 999 employees	—	X	X	X
	Establishments with 1,000 employees or more	—	X	X	X
541710	Research and development in the physical, engineering, and life sciences				
	All establishments	8	502	8 335	35 103
	Establishments with 1 to 4 employees	5	X	X	X
	Establishments with 5 to 9 employees	—	X	X	X
	Establishments with 10 to 19 employees	—	X	X	X
	Establishments with 20 to 49 employees	1	X	X	X
	Establishments with 50 to 99 employees	—	X	X	X
	Establishments with 100 to 249 employees	1	X	X	X
	Establishments with 250 to 499 employees	1	X	X	X
	Establishments with 500 to 999 employees	—	X	X	X
	Establishments with 1,000 employees or more	—	X	X	X
5419	Other professional, scientific, and technical services				
	All establishments	50	507	1 753	8 252
	Establishments with 1 to 4 employees	27	X	X	X
	Establishments with 5 to 9 employees	7	X	X	X
	Establishments with 10 to 19 employees	11	X	X	X
	Establishments with 20 to 49 employees	4	X	X	X
	Establishments with 50 to 99 employees	—	X	X	X
	Establishments with 100 to 249 employees	1	X	X	X
	Establishments with 250 to 499 employees	—	X	X	X
	Establishments with 500 to 999 employees	—	X	X	X
	Establishments with 1,000 employees or more	—	X	X	X
54191	Marketing research and public opinion polling				
	All establishments	2	c	D	D
	Establishments with 1 to 4 employees	—	X	X	X
	Establishments with 5 to 9 employees	—	X	X	X
	Establishments with 10 to 19 employees	1	X	X	X
	Establishments with 20 to 49 employees	—	X	X	X
	Establishments with 50 to 99 employees	—	X	X	X
	Establishments with 100 to 249 employees	1	X	X	X
	Establishments with 250 to 499 employees	—	X	X	X
	Establishments with 500 to 999 employees	—	X	X	X
	Establishments with 1,000 employees or more	—	X	X	X
541910	Marketing research and public opinion polling				
	All establishments	2	c	D	D
	Establishments with 1 to 4 employees	—	X	X	X
	Establishments with 5 to 9 employees	—	X	X	X
	Establishments with 10 to 19 employees	1	X	X	X
	Establishments with 20 to 49 employees	—	X	X	X
	Establishments with 50 to 99 employees	—	X	X	X
	Establishments with 100 to 249 employees	1	X	X	X
	Establishments with 250 to 499 employees	—	X	X	X
	Establishments with 500 to 999 employees	—	X	X	X
	Establishments with 1,000 employees or more	—	X	X	X
54194	Veterinary services				
	All establishments	16	235	1 189	5 612
	Establishments with 1 to 4 employees	3	X	X	X
	Establishments with 5 to 9 employees	2	X	X	X
	Establishments with 10 to 19 employees	8	X	X	X
	Establishments with 20 to 49 employees	3	X	X	X
	Establishments with 50 to 99 employees	—	X	X	X
	Establishments with 100 to 249 employees	—	X	X	X
	Establishments with 250 to 499 employees	—	X	X	X
	Establishments with 500 to 999 employees	—	X	X	X
	Establishments with 1,000 employees or more	—	X	X	X

See footnotes at end of table.

Table 5. Establishments, Employees, and Payroll by Industry and Employment Size of Establishments by County: 2004—Con.

[Excludes most government employees, railroad employees, and self-employed persons. Size class 1 to 4 employees includes establishments having payroll, but no employees, during mid-March pay period. For meaning of abbreviations and symbols, see introductory text. For explanation of terms, see Appendix A. For statement on reliability, see the note at the end of the table and Appendix C]

NAICS code	Geography, kind of business, and employment size class	Establishments (number)	Paid employees for pay period including March 12 (number)	First-quarter payroll (\$1,000)	Annual payroll (\$1,000)
	GLOUCESTER—Con.				
54	Professional, scientific, and technical services—Con.				
541	Professional, scientific, and technical services—Con.				
5419	Other professional, scientific, and technical services—Con.				
54194	Veterinary services—Con.				
541940	Veterinary services				
	All establishments	16	235	1 189	5 612
	Establishments with 1 to 4 employees	3	X	X	X
	Establishments with 5 to 9 employees	2	X	X	X
	Establishments with 10 to 19 employees	8	X	X	X
	Establishments with 20 to 49 employees	3	X	X	X
	Establishments with 50 to 99 employees	—	X	X	X
	Establishments with 100 to 249 employees	—	X	X	X
	Establishments with 250 to 499 employees	—	X	X	X
	Establishments with 500 to 999 employees	—	X	X	X
	Establishments with 1,000 employees or more	—	X	X	X
55	Management of companies and enterprises				
	All establishments	19	f	D	D
	Establishments with 1 to 4 employees	6	X	X	X
	Establishments with 5 to 9 employees	4	X	X	X
	Establishments with 10 to 19 employees	2	X	X	X
	Establishments with 20 to 49 employees	4	X	X	X
	Establishments with 50 to 99 employees	—	X	X	X
	Establishments with 100 to 249 employees	3	X	X	X
	Establishments with 250 to 499 employees	—	X	X	X
	Establishments with 500 to 999 employees	—	X	X	X
	Establishments with 1,000 employees or more	—	X	X	X
551	Management of companies and enterprises				
	All establishments	19	f	D	D
	Establishments with 1 to 4 employees	6	X	X	X
	Establishments with 5 to 9 employees	4	X	X	X
	Establishments with 10 to 19 employees	2	X	X	X
	Establishments with 20 to 49 employees	4	X	X	X
	Establishments with 50 to 99 employees	—	X	X	X
	Establishments with 100 to 249 employees	3	X	X	X
	Establishments with 250 to 499 employees	—	X	X	X
	Establishments with 500 to 999 employees	—	X	X	X
	Establishments with 1,000 employees or more	—	X	X	X
5511	Management of companies and enterprises				
	All establishments	19	f	D	D
	Establishments with 1 to 4 employees	6	X	X	X
	Establishments with 5 to 9 employees	4	X	X	X
	Establishments with 10 to 19 employees	2	X	X	X
	Establishments with 20 to 49 employees	4	X	X	X
	Establishments with 50 to 99 employees	—	X	X	X
	Establishments with 100 to 249 employees	3	X	X	X
	Establishments with 250 to 499 employees	—	X	X	X
	Establishments with 500 to 999 employees	—	X	X	X
	Establishments with 1,000 employees or more	—	X	X	X
55111	Management of companies and enterprises				
	All establishments	19	f	D	D
	Establishments with 1 to 4 employees	6	X	X	X
	Establishments with 5 to 9 employees	4	X	X	X
	Establishments with 10 to 19 employees	2	X	X	X
	Establishments with 20 to 49 employees	4	X	X	X
	Establishments with 50 to 99 employees	—	X	X	X
	Establishments with 100 to 249 employees	3	X	X	X
	Establishments with 250 to 499 employees	—	X	X	X
	Establishments with 500 to 999 employees	—	X	X	X
	Establishments with 1,000 employees or more	—	X	X	X
551114	Corporate, subsidiary, and regional managing offices				
	All establishments	19	f	D	D
	Establishments with 1 to 4 employees	6	X	X	X
	Establishments with 5 to 9 employees	4	X	X	X
	Establishments with 10 to 19 employees	2	X	X	X
	Establishments with 20 to 49 employees	4	X	X	X
	Establishments with 50 to 99 employees	—	X	X	X
	Establishments with 100 to 249 employees	3	X	X	X
	Establishments with 250 to 499 employees	—	X	X	X
	Establishments with 500 to 999 employees	—	X	X	X
	Establishments with 1,000 employees or more	—	X	X	X
56	Administrative and support and waste management and remediation services				
	All establishments	332	5 599	29 938	135 474
	Establishments with 1 to 4 employees	193	X	X	X
	Establishments with 5 to 9 employees	45	X	X	X
	Establishments with 10 to 19 employees	36	X	X	X
	Establishments with 20 to 49 employees	33	X	X	X
	Establishments with 50 to 99 employees	10	X	X	X
	Establishments with 100 to 249 employees	12	X	X	X
	Establishments with 250 to 499 employees	2	X	X	X
	Establishments with 500 to 999 employees	1	X	X	X

See footnotes at end of table.

Table 5. Establishments, Employees, and Payroll by Industry and Employment Size of Establishments by County: 2004—Con.

[Excludes most government employees, railroad employees, and self-employed persons. Size class 1 to 4 employees includes establishments having payroll, but no employees, during mid-March pay period. For meaning of abbreviations and symbols, see introductory text. For explanation of terms, see Appendix A. For statement on reliability, see the note at the end of the table and Appendix C]

NAICS code	Geography, kind of business, and employment size class	Establishments (number)	Paid employees for pay period including March 12 (number)	First-quarter payroll (\$1,000)	Annual payroll (\$1,000)
	GLOUCESTER—Con.				
56	Administrative and support and waste management and remediation services—Con.				
	All establishments—Con.				
	Establishments with 1,000 employees or more	—	X	X	X
561	Administrative and support services				
	All establishments	305	5 171	25 478	118 012
	Establishments with 1 to 4 employees	184	X	X	X
	Establishments with 5 to 9 employees	41	X	X	X
	Establishments with 10 to 19 employees	31	X	X	X
	Establishments with 20 to 49 employees	25	X	X	X
	Establishments with 50 to 99 employees	9	X	X	X
	Establishments with 100 to 249 employees	12	X	X	X
	Establishments with 250 to 499 employees	2	X	X	X
	Establishments with 500 to 999 employees	1	X	X	X
	Establishments with 1,000 employees or more	—	X	X	X
5611	Office administrative services				
	All establishments	16	200	2 791	12 770
	Establishments with 1 to 4 employees	10	X	X	X
	Establishments with 5 to 9 employees	—	X	X	X
	Establishments with 10 to 19 employees	3	X	X	X
	Establishments with 20 to 49 employees	2	X	X	X
	Establishments with 50 to 99 employees	1	X	X	X
	Establishments with 100 to 249 employees	—	X	X	X
	Establishments with 250 to 499 employees	—	X	X	X
	Establishments with 500 to 999 employees	—	X	X	X
	Establishments with 1,000 employees or more	—	X	X	X
56111	Office administrative services				
	All establishments	16	200	2 791	12 770
	Establishments with 1 to 4 employees	10	X	X	X
	Establishments with 5 to 9 employees	—	X	X	X
	Establishments with 10 to 19 employees	3	X	X	X
	Establishments with 20 to 49 employees	2	X	X	X
	Establishments with 50 to 99 employees	1	X	X	X
	Establishments with 100 to 249 employees	—	X	X	X
	Establishments with 250 to 499 employees	—	X	X	X
	Establishments with 500 to 999 employees	—	X	X	X
	Establishments with 1,000 employees or more	—	X	X	X
561110	Office administrative services				
	All establishments	16	200	2 791	12 770
	Establishments with 1 to 4 employees	10	X	X	X
	Establishments with 5 to 9 employees	—	X	X	X
	Establishments with 10 to 19 employees	3	X	X	X
	Establishments with 20 to 49 employees	2	X	X	X
	Establishments with 50 to 99 employees	1	X	X	X
	Establishments with 100 to 249 employees	—	X	X	X
	Establishments with 250 to 499 employees	—	X	X	X
	Establishments with 500 to 999 employees	—	X	X	X
	Establishments with 1,000 employees or more	—	X	X	X
5612	Facilities support services				
	All establishments	4	103	938	4 582
	Establishments with 1 to 4 employees	—	X	X	X
	Establishments with 5 to 9 employees	—	X	X	X
	Establishments with 10 to 19 employees	1	X	X	X
	Establishments with 20 to 49 employees	3	X	X	X
	Establishments with 50 to 99 employees	—	X	X	X
	Establishments with 100 to 249 employees	—	X	X	X
	Establishments with 250 to 499 employees	—	X	X	X
	Establishments with 500 to 999 employees	—	X	X	X
	Establishments with 1,000 employees or more	—	X	X	X
56121	Facilities support services				
	All establishments	4	103	938	4 582
	Establishments with 1 to 4 employees	—	X	X	X
	Establishments with 5 to 9 employees	—	X	X	X
	Establishments with 10 to 19 employees	1	X	X	X
	Establishments with 20 to 49 employees	3	X	X	X
	Establishments with 50 to 99 employees	—	X	X	X
	Establishments with 100 to 249 employees	—	X	X	X
	Establishments with 250 to 499 employees	—	X	X	X
	Establishments with 500 to 999 employees	—	X	X	X
	Establishments with 1,000 employees or more	—	X	X	X
561210	Facilities support services				
	All establishments	4	103	938	4 582
	Establishments with 1 to 4 employees	—	X	X	X
	Establishments with 5 to 9 employees	—	X	X	X
	Establishments with 10 to 19 employees	1	X	X	X
	Establishments with 20 to 49 employees	3	X	X	X
	Establishments with 50 to 99 employees	—	X	X	X
	Establishments with 100 to 249 employees	—	X	X	X
	Establishments with 250 to 499 employees	—	X	X	X
	Establishments with 500 to 999 employees	—	X	X	X
	Establishments with 1,000 employees or more	—	X	X	X

See footnotes at end of table.

Table 5. Establishments, Employees, and Payroll by Industry and Employment Size of Establishments by County: 2004—Con.

[Excludes most government employees, railroad employees, and self-employed persons. Size class 1 to 4 employees includes establishments having payroll, but no employees, during mid-March pay period. For meaning of abbreviations and symbols, see introductory text. For explanation of terms, see Appendix A. For statement on reliability, see the note at the end of the table and Appendix C]

NAICS code	Geography, kind of business, and employment size class	Establishments (number)	Paid employees for pay period including March 12 (number)	First-quarter payroll (\$1,000)	Annual payroll (\$1,000)
56	GLOUCESTER—Con.				
	Administrative and support and waste management and remediation services—Con.				
561	Administrative and support services—Con.				
5613	Employment services				
	All establishments	21	1 748	7 326	30 485
	Establishments with 1 to 4 employees	6	X	X	X
	Establishments with 5 to 9 employees	1	X	X	X
	Establishments with 10 to 19 employees	—	X	X	X
	Establishments with 20 to 49 employees	2	X	X	X
	Establishments with 50 to 99 employees	4	X	X	X
	Establishments with 100 to 249 employees	6	X	X	X
	Establishments with 250 to 499 employees	2	X	X	X
	Establishments with 500 to 999 employees	—	X	X	X
	Establishments with 1,000 employees or more	—	X	X	X
56132	Temporary help services				
	All establishments	17	1 734	7 200	29 602
	Establishments with 1 to 4 employees	3	X	X	X
	Establishments with 5 to 9 employees	—	X	X	X
	Establishments with 10 to 19 employees	—	X	X	X
	Establishments with 20 to 49 employees	2	X	X	X
	Establishments with 50 to 99 employees	4	X	X	X
	Establishments with 100 to 249 employees	6	X	X	X
	Establishments with 250 to 499 employees	2	X	X	X
	Establishments with 500 to 999 employees	—	X	X	X
	Establishments with 1,000 employees or more	—	X	X	X
561320	Temporary help services				
	All establishments	17	1 734	7 200	29 602
	Establishments with 1 to 4 employees	3	X	X	X
	Establishments with 5 to 9 employees	—	X	X	X
	Establishments with 10 to 19 employees	—	X	X	X
	Establishments with 20 to 49 employees	2	X	X	X
	Establishments with 50 to 99 employees	4	X	X	X
	Establishments with 100 to 249 employees	6	X	X	X
	Establishments with 250 to 499 employees	2	X	X	X
	Establishments with 500 to 999 employees	—	X	X	X
	Establishments with 1,000 employees or more	—	X	X	X
5614	Business support services				
	All establishments	20	236	1 219	5 822
	Establishments with 1 to 4 employees	13	X	X	X
	Establishments with 5 to 9 employees	2	X	X	X
	Establishments with 10 to 19 employees	3	X	X	X
	Establishments with 20 to 49 employees	1	X	X	X
	Establishments with 50 to 99 employees	—	X	X	X
	Establishments with 100 to 249 employees	1	X	X	X
	Establishments with 250 to 499 employees	—	X	X	X
	Establishments with 500 to 999 employees	—	X	X	X
	Establishments with 1,000 employees or more	—	X	X	X
56142	Telephone call centers				
	All establishments	4	c	D	D
	Establishments with 1 to 4 employees	1	X	X	X
	Establishments with 5 to 9 employees	—	X	X	X
	Establishments with 10 to 19 employees	1	X	X	X
	Establishments with 20 to 49 employees	1	X	X	X
	Establishments with 50 to 99 employees	—	X	X	X
	Establishments with 100 to 249 employees	1	X	X	X
	Establishments with 250 to 499 employees	—	X	X	X
	Establishments with 500 to 999 employees	—	X	X	X
	Establishments with 1,000 employees or more	—	X	X	X
561422	Telemarketing bureaus				
	All establishments	4	c	D	D
	Establishments with 1 to 4 employees	1	X	X	X
	Establishments with 5 to 9 employees	—	X	X	X
	Establishments with 10 to 19 employees	1	X	X	X
	Establishments with 20 to 49 employees	1	X	X	X
	Establishments with 50 to 99 employees	—	X	X	X
	Establishments with 100 to 249 employees	1	X	X	X
	Establishments with 250 to 499 employees	—	X	X	X
	Establishments with 500 to 999 employees	—	X	X	X
	Establishments with 1,000 employees or more	—	X	X	X
5616	Investigation and security services				
	All establishments	19	503	2 512	10 806
	Establishments with 1 to 4 employees	10	X	X	X
	Establishments with 5 to 9 employees	2	X	X	X
	Establishments with 10 to 19 employees	2	X	X	X
	Establishments with 20 to 49 employees	2	X	X	X
	Establishments with 50 to 99 employees	—	X	X	X
	Establishments with 100 to 249 employees	3	X	X	X
	Establishments with 250 to 499 employees	—	X	X	X
	Establishments with 500 to 999 employees	—	X	X	X
	Establishments with 1,000 employees or more	—	X	X	X

See footnotes at end of table.

Table 5. Establishments, Employees, and Payroll by Industry and Employment Size of Establishments by County: 2004—Con.

[Excludes most government employees, railroad employees, and self-employed persons. Size class 1 to 4 employees includes establishments having payroll, but no employees, during mid-March pay period. For meaning of abbreviations and symbols, see introductory text. For explanation of terms, see Appendix A. For statement on reliability, see the note at the end of the table and Appendix C]

NAICS code	Geography, kind of business, and employment size class	Establishments (number)	Paid employees for pay period including March 12 (number)	First-quarter payroll (\$1,000)	Annual payroll (\$1,000)
56	GLOUCESTER—Con.				
	Administrative and support and waste management and remediation services—Con.				
561	Administrative and support services—Con.				
5616	Investigation and security services—Con.				
56161	Investigation, guard, and armored car services				
	All establishments	4	247	882	3 434
	Establishments with 1 to 4 employees	1	X	X	X
	Establishments with 5 to 9 employees	—	X	X	X
	Establishments with 10 to 19 employees	—	X	X	X
	Establishments with 20 to 49 employees	1	X	X	X
	Establishments with 50 to 99 employees	—	X	X	X
	Establishments with 100 to 249 employees	2	X	X	X
	Establishments with 250 to 499 employees	—	X	X	X
	Establishments with 500 to 999 employees	—	X	X	X
	Establishments with 1,000 employees or more	—	X	X	X
561612	Security guards and patrol services				
	All establishments	3	c	D	D
	Establishments with 1 to 4 employees	—	X	X	X
	Establishments with 5 to 9 employees	—	X	X	X
	Establishments with 10 to 19 employees	—	X	X	X
	Establishments with 20 to 49 employees	1	X	X	X
	Establishments with 50 to 99 employees	—	X	X	X
	Establishments with 100 to 249 employees	2	X	X	X
	Establishments with 250 to 499 employees	—	X	X	X
	Establishments with 500 to 999 employees	—	X	X	X
	Establishments with 1,000 employees or more	—	X	X	X
56162	Security systems services				
	All establishments	15	256	1 630	7 372
	Establishments with 1 to 4 employees	9	X	X	X
	Establishments with 5 to 9 employees	2	X	X	X
	Establishments with 10 to 19 employees	2	X	X	X
	Establishments with 20 to 49 employees	1	X	X	X
	Establishments with 50 to 99 employees	—	X	X	X
	Establishments with 100 to 249 employees	1	X	X	X
	Establishments with 250 to 499 employees	—	X	X	X
	Establishments with 500 to 999 employees	—	X	X	X
	Establishments with 1,000 employees or more	—	X	X	X
561621	Security systems services (except locksmiths)				
	All establishments	11	238	1 473	6 593
	Establishments with 1 to 4 employees	6	X	X	X
	Establishments with 5 to 9 employees	2	X	X	X
	Establishments with 10 to 19 employees	1	X	X	X
	Establishments with 20 to 49 employees	1	X	X	X
	Establishments with 50 to 99 employees	—	X	X	X
	Establishments with 100 to 249 employees	1	X	X	X
	Establishments with 250 to 499 employees	—	X	X	X
	Establishments with 500 to 999 employees	—	X	X	X
	Establishments with 1,000 employees or more	—	X	X	X
5617	Services to buildings and dwellings				
	All establishments	192	1 285	5 825	32 300
	Establishments with 1 to 4 employees	125	X	X	X
	Establishments with 5 to 9 employees	31	X	X	X
	Establishments with 10 to 19 employees	22	X	X	X
	Establishments with 20 to 49 employees	10	X	X	X
	Establishments with 50 to 99 employees	3	X	X	X
	Establishments with 100 to 249 employees	1	X	X	X
	Establishments with 250 to 499 employees	—	X	X	X
	Establishments with 500 to 999 employees	—	X	X	X
	Establishments with 1,000 employees or more	—	X	X	X
56172	Janitorial services				
	All establishments	50	475	2 144	9 378
	Establishments with 1 to 4 employees	28	X	X	X
	Establishments with 5 to 9 employees	9	X	X	X
	Establishments with 10 to 19 employees	7	X	X	X
	Establishments with 20 to 49 employees	3	X	X	X
	Establishments with 50 to 99 employees	3	X	X	X
	Establishments with 100 to 249 employees	—	X	X	X
	Establishments with 250 to 499 employees	—	X	X	X
	Establishments with 500 to 999 employees	—	X	X	X
	Establishments with 1,000 employees or more	—	X	X	X
561720	Janitorial services				
	All establishments	50	475	2 144	9 378
	Establishments with 1 to 4 employees	28	X	X	X
	Establishments with 5 to 9 employees	9	X	X	X
	Establishments with 10 to 19 employees	7	X	X	X
	Establishments with 20 to 49 employees	3	X	X	X
	Establishments with 50 to 99 employees	3	X	X	X
	Establishments with 100 to 249 employees	—	X	X	X
	Establishments with 250 to 499 employees	—	X	X	X
	Establishments with 500 to 999 employees	—	X	X	X
	Establishments with 1,000 employees or more	—	X	X	X

See footnotes at end of table.

Table 5. Establishments, Employees, and Payroll by Industry and Employment Size of Establishments by County: 2004—Con.

[Excludes most government employees, railroad employees, and self-employed persons. Size class 1 to 4 employees includes establishments having payroll, but no employees, during mid-March pay period. For meaning of abbreviations and symbols, see introductory text. For explanation of terms, see Appendix A. For statement on reliability, see the note at the end of the table and Appendix C]

NAICS code	Geography, kind of business, and employment size class	Establishments (number)	Paid employees for pay period including March 12 (number)	First-quarter payroll (\$1,000)	Annual payroll (\$1,000)
56	GLOUCESTER—Con.				
	Administrative and support and waste management and remediation services—Con.				
561	Administrative and support services—Con.				
5617	Services to buildings and dwellings—Con.				
56173	Landscaping services				
	All establishments	108	599	2 330	15 823
	Establishments with 1 to 4 employees	75	X	X	X
	Establishments with 5 to 9 employees	17	X	X	X
	Establishments with 10 to 19 employees	11	X	X	X
	Establishments with 20 to 49 employees	4	X	X	X
	Establishments with 50 to 99 employees	—	X	X	X
	Establishments with 100 to 249 employees	1	X	X	X
	Establishments with 250 to 499 employees	—	X	X	X
	Establishments with 500 to 999 employees	—	X	X	X
	Establishments with 1,000 employees or more	—	X	X	X
561730	Landscaping services				
	All establishments	108	599	2 330	15 823
	Establishments with 1 to 4 employees	75	X	X	X
	Establishments with 5 to 9 employees	17	X	X	X
	Establishments with 10 to 19 employees	11	X	X	X
	Establishments with 20 to 49 employees	4	X	X	X
	Establishments with 50 to 99 employees	—	X	X	X
	Establishments with 100 to 249 employees	1	X	X	X
	Establishments with 250 to 499 employees	—	X	X	X
	Establishments with 500 to 999 employees	—	X	X	X
	Establishments with 1,000 employees or more	—	X	X	X
5619	Other support services				
	All establishments	22	1 069	4 686	20 422
	Establishments with 1 to 4 employees	11	X	X	X
	Establishments with 5 to 9 employees	3	X	X	X
	Establishments with 10 to 19 employees	—	X	X	X
	Establishments with 20 to 49 employees	5	X	X	X
	Establishments with 50 to 99 employees	1	X	X	X
	Establishments with 100 to 249 employees	1	X	X	X
	Establishments with 250 to 499 employees	—	X	X	X
	Establishments with 500 to 999 employees	1	X	X	X
	Establishments with 1,000 employees or more	—	X	X	X
56192	Convention and trade show organizers				
	All establishments	3	f	D	D
	Establishments with 1 to 4 employees	1	X	X	X
	Establishments with 5 to 9 employees	—	X	X	X
	Establishments with 10 to 19 employees	—	X	X	X
	Establishments with 20 to 49 employees	1	X	X	X
	Establishments with 50 to 99 employees	—	X	X	X
	Establishments with 100 to 249 employees	—	X	X	X
	Establishments with 250 to 499 employees	—	X	X	X
	Establishments with 500 to 999 employees	1	X	X	X
	Establishments with 1,000 employees or more	—	X	X	X
561920	Convention and trade show organizers				
	All establishments	3	f	D	D
	Establishments with 1 to 4 employees	1	X	X	X
	Establishments with 5 to 9 employees	—	X	X	X
	Establishments with 10 to 19 employees	—	X	X	X
	Establishments with 20 to 49 employees	1	X	X	X
	Establishments with 50 to 99 employees	—	X	X	X
	Establishments with 100 to 249 employees	—	X	X	X
	Establishments with 250 to 499 employees	—	X	X	X
	Establishments with 500 to 999 employees	1	X	X	X
	Establishments with 1,000 employees or more	—	X	X	X
56199	All other support services				
	All establishments	18	e	D	D
	Establishments with 1 to 4 employees	9	X	X	X
	Establishments with 5 to 9 employees	3	X	X	X
	Establishments with 10 to 19 employees	—	X	X	X
	Establishments with 20 to 49 employees	4	X	X	X
	Establishments with 50 to 99 employees	1	X	X	X
	Establishments with 100 to 249 employees	1	X	X	X
	Establishments with 250 to 499 employees	—	X	X	X
	Establishments with 500 to 999 employees	—	X	X	X
	Establishments with 1,000 employees or more	—	X	X	X
561990	All other support services				
	All establishments	18	e	D	D
	Establishments with 1 to 4 employees	9	X	X	X
	Establishments with 5 to 9 employees	3	X	X	X
	Establishments with 10 to 19 employees	—	X	X	X
	Establishments with 20 to 49 employees	4	X	X	X
	Establishments with 50 to 99 employees	1	X	X	X
	Establishments with 100 to 249 employees	1	X	X	X
	Establishments with 250 to 499 employees	—	X	X	X
	Establishments with 500 to 999 employees	—	X	X	X
	Establishments with 1,000 employees or more	—	X	X	X

See footnotes at end of table.

Table 5. Establishments, Employees, and Payroll by Industry and Employment Size of Establishments by County: 2004—Con.

[Excludes most government employees, railroad employees, and self-employed persons. Size class 1 to 4 employees includes establishments having payroll, but no employees, during mid-March pay period. For meaning of abbreviations and symbols, see introductory text. For explanation of terms, see Appendix A. For statement on reliability, see the note at the end of the table and Appendix C]

NAICS code	Geography, kind of business, and employment size class	Establishments (number)	Paid employees for pay period including March 12 (number)	First-quarter payroll (\$1,000)	Annual payroll (\$1,000)
	GLOUCESTER—Con.				
56	Administrative and support and waste management and remediation services—Con.				
562	Waste management and remediation services				
	All establishments	27	428	4 460	17 462
	Establishments with 1 to 4 employees	9	X	X	X
	Establishments with 5 to 9 employees	4	X	X	X
	Establishments with 10 to 19 employees	5	X	X	X
	Establishments with 20 to 49 employees	8	X	X	X
	Establishments with 50 to 99 employees	1	X	X	X
	Establishments with 100 to 249 employees	—	X	X	X
	Establishments with 250 to 499 employees	—	X	X	X
	Establishments with 500 to 999 employees	—	X	X	X
	Establishments with 1,000 employees or more	—	X	X	X
5621	Waste collection				
	All establishments	17	246	2 236	8 828
	Establishments with 1 to 4 employees	7	X	X	X
	Establishments with 5 to 9 employees	2	X	X	X
	Establishments with 10 to 19 employees	3	X	X	X
	Establishments with 20 to 49 employees	4	X	X	X
	Establishments with 50 to 99 employees	1	X	X	X
	Establishments with 100 to 249 employees	—	X	X	X
	Establishments with 250 to 499 employees	—	X	X	X
	Establishments with 500 to 999 employees	—	X	X	X
	Establishments with 1,000 employees or more	—	X	X	X
56211	Waste collection				
	All establishments	17	246	2 236	8 828
	Establishments with 1 to 4 employees	7	X	X	X
	Establishments with 5 to 9 employees	2	X	X	X
	Establishments with 10 to 19 employees	3	X	X	X
	Establishments with 20 to 49 employees	4	X	X	X
	Establishments with 50 to 99 employees	1	X	X	X
	Establishments with 100 to 249 employees	—	X	X	X
	Establishments with 250 to 499 employees	—	X	X	X
	Establishments with 500 to 999 employees	—	X	X	X
	Establishments with 1,000 employees or more	—	X	X	X
562111	Solid waste collection				
	All establishments	14	212	1 921	7 492
	Establishments with 1 to 4 employees	6	X	X	X
	Establishments with 5 to 9 employees	1	X	X	X
	Establishments with 10 to 19 employees	3	X	X	X
	Establishments with 20 to 49 employees	3	X	X	X
	Establishments with 50 to 99 employees	1	X	X	X
	Establishments with 100 to 249 employees	—	X	X	X
	Establishments with 250 to 499 employees	—	X	X	X
	Establishments with 500 to 999 employees	—	X	X	X
	Establishments with 1,000 employees or more	—	X	X	X
5629	Remediation and other waste management services				
	All establishments	8	c	D	D
	Establishments with 1 to 4 employees	2	X	X	X
	Establishments with 5 to 9 employees	2	X	X	X
	Establishments with 10 to 19 employees	1	X	X	X
	Establishments with 20 to 49 employees	3	X	X	X
	Establishments with 50 to 99 employees	—	X	X	X
	Establishments with 100 to 249 employees	—	X	X	X
	Establishments with 250 to 499 employees	—	X	X	X
	Establishments with 500 to 999 employees	—	X	X	X
	Establishments with 1,000 employees or more	—	X	X	X
61	Educational services				
	All establishments	71	1 125	5 825	23 557
	Establishments with 1 to 4 employees	28	X	X	X
	Establishments with 5 to 9 employees	15	X	X	X
	Establishments with 10 to 19 employees	13	X	X	X
	Establishments with 20 to 49 employees	10	X	X	X
	Establishments with 50 to 99 employees	3	X	X	X
	Establishments with 100 to 249 employees	2	X	X	X
	Establishments with 250 to 499 employees	—	X	X	X
	Establishments with 500 to 999 employees	—	X	X	X
	Establishments with 1,000 employees or more	—	X	X	X
611	Educational services				
	All establishments	71	1 125	5 825	23 557
	Establishments with 1 to 4 employees	28	X	X	X
	Establishments with 5 to 9 employees	15	X	X	X
	Establishments with 10 to 19 employees	13	X	X	X
	Establishments with 20 to 49 employees	10	X	X	X
	Establishments with 50 to 99 employees	3	X	X	X
	Establishments with 100 to 249 employees	2	X	X	X
	Establishments with 250 to 499 employees	—	X	X	X
	Establishments with 500 to 999 employees	—	X	X	X
	Establishments with 1,000 employees or more	—	X	X	X

See footnotes at end of table.

Table 5. Establishments, Employees, and Payroll by Industry and Employment Size of Establishments by County: 2004—Con.

[Excludes most government employees, railroad employees, and self-employed persons. Size class 1 to 4 employees includes establishments having payroll, but no employees, during mid-March pay period. For meaning of abbreviations and symbols, see introductory text. For explanation of terms, see Appendix A. For statement on reliability, see the note at the end of the table and Appendix C]

NAICS code	Geography, kind of business, and employment size class	Establishments (number)	Paid employees for pay period including March 12 (number)	First-quarter payroll (\$1,000)	Annual payroll (\$1,000)
	GLOUCESTER—Con.				
61	Educational services—Con.				
611	Educational services—Con.				
6111	Elementary and secondary schools				
	All establishments	14	717	4 130	16 495
	Establishments with 1 to 4 employees	—	X	X	X
	Establishments with 5 to 9 employees	2	X	X	X
	Establishments with 10 to 19 employees	—	X	X	X
	Establishments with 20 to 49 employees	7	X	X	X
	Establishments with 50 to 99 employees	3	X	X	X
	Establishments with 100 to 249 employees	2	X	X	X
	Establishments with 250 to 499 employees	—	X	X	X
	Establishments with 500 to 999 employees	—	X	X	X
	Establishments with 1,000 employees or more	—	X	X	X
61111	Elementary and secondary schools				
	All establishments	14	717	4 130	16 495
	Establishments with 1 to 4 employees	—	X	X	X
	Establishments with 5 to 9 employees	2	X	X	X
	Establishments with 10 to 19 employees	—	X	X	X
	Establishments with 20 to 49 employees	7	X	X	X
	Establishments with 50 to 99 employees	3	X	X	X
	Establishments with 100 to 249 employees	2	X	X	X
	Establishments with 250 to 499 employees	—	X	X	X
	Establishments with 500 to 999 employees	—	X	X	X
	Establishments with 1,000 employees or more	—	X	X	X
611110	Elementary and secondary schools				
	All establishments	14	717	4 130	16 495
	Establishments with 1 to 4 employees	—	X	X	X
	Establishments with 5 to 9 employees	2	X	X	X
	Establishments with 10 to 19 employees	—	X	X	X
	Establishments with 20 to 49 employees	7	X	X	X
	Establishments with 50 to 99 employees	3	X	X	X
	Establishments with 100 to 249 employees	2	X	X	X
	Establishments with 250 to 499 employees	—	X	X	X
	Establishments with 500 to 999 employees	—	X	X	X
	Establishments with 1,000 employees or more	—	X	X	X
6116	Other schools and instruction				
	All establishments	45	317	800	3 569
	Establishments with 1 to 4 employees	22	X	X	X
	Establishments with 5 to 9 employees	11	X	X	X
	Establishments with 10 to 19 employees	10	X	X	X
	Establishments with 20 to 49 employees	2	X	X	X
	Establishments with 50 to 99 employees	—	X	X	X
	Establishments with 100 to 249 employees	—	X	X	X
	Establishments with 250 to 499 employees	—	X	X	X
	Establishments with 500 to 999 employees	—	X	X	X
	Establishments with 1,000 employees or more	—	X	X	X
61169	All other schools and instruction				
	All establishments	14	126	349	1 557
	Establishments with 1 to 4 employees	5	X	X	X
	Establishments with 5 to 9 employees	4	X	X	X
	Establishments with 10 to 19 employees	4	X	X	X
	Establishments with 20 to 49 employees	1	X	X	X
	Establishments with 50 to 99 employees	—	X	X	X
	Establishments with 100 to 249 employees	—	X	X	X
	Establishments with 250 to 499 employees	—	X	X	X
	Establishments with 500 to 999 employees	—	X	X	X
	Establishments with 1,000 employees or more	—	X	X	X
611691	Exam preparation and tutoring				
	All establishments	9	102	275	1 196
	Establishments with 1 to 4 employees	2	X	X	X
	Establishments with 5 to 9 employees	3	X	X	X
	Establishments with 10 to 19 employees	3	X	X	X
	Establishments with 20 to 49 employees	1	X	X	X
	Establishments with 50 to 99 employees	—	X	X	X
	Establishments with 100 to 249 employees	—	X	X	X
	Establishments with 250 to 499 employees	—	X	X	X
	Establishments with 500 to 999 employees	—	X	X	X
	Establishments with 1,000 employees or more	—	X	X	X
62	Health care and social assistance				
	All establishments	589	10 850	88 429	392 342
	Establishments with 1 to 4 employees	227	X	X	X
	Establishments with 5 to 9 employees	164	X	X	X
	Establishments with 10 to 19 employees	103	X	X	X
	Establishments with 20 to 49 employees	66	X	X	X
	Establishments with 50 to 99 employees	12	X	X	X
	Establishments with 100 to 249 employees	13	X	X	X
	Establishments with 250 to 499 employees	2	X	X	X
	Establishments with 500 to 999 employees	1	X	X	X
	Establishments with 1,000 employees or more	1	X	X	X

See footnotes at end of table.

Table 5. Establishments, Employees, and Payroll by Industry and Employment Size of Establishments by County: 2004—Con.

[Excludes most government employees, railroad employees, and self-employed persons. Size class 1 to 4 employees includes establishments having payroll, but no employees, during mid-March pay period. For meaning of abbreviations and symbols, see introductory text. For explanation of terms, see Appendix A. For statement on reliability, see the note at the end of the table and Appendix C]

NAICS code	Geography, kind of business, and employment size class	Establishments (number)	Paid employees for pay period including March 12 (number)	First-quarter payroll (\$1,000)	Annual payroll (\$1,000)
	GLOUCESTER—Con.				
62	Health care and social assistance—Con.				
621	Ambulatory health care services				
	All establishments	391	3 892	40 815	190 643
	Establishments with 1 to 4 employees	175	X	X	X
	Establishments with 5 to 9 employees	107	X	X	X
	Establishments with 10 to 19 employees	62	X	X	X
	Establishments with 20 to 49 employees	37	X	X	X
	Establishments with 50 to 99 employees	7	X	X	X
	Establishments with 100 to 249 employees	3	X	X	X
	Establishments with 250 to 499 employees	—	X	X	X
	Establishments with 500 to 999 employees	—	X	X	X
	Establishments with 1,000 employees or more	—	X	X	X
6211	Offices of physicians				
	All establishments	150	1 496	18 450	91 448
	Establishments with 1 to 4 employees	61	X	X	X
	Establishments with 5 to 9 employees	35	X	X	X
	Establishments with 10 to 19 employees	30	X	X	X
	Establishments with 20 to 49 employees	23	X	X	X
	Establishments with 50 to 99 employees	1	X	X	X
	Establishments with 100 to 249 employees	—	X	X	X
	Establishments with 250 to 499 employees	—	X	X	X
	Establishments with 500 to 999 employees	—	X	X	X
	Establishments with 1,000 employees or more	—	X	X	X
62111	Offices of physicians				
	All establishments	150	1 496	18 450	91 448
	Establishments with 1 to 4 employees	61	X	X	X
	Establishments with 5 to 9 employees	35	X	X	X
	Establishments with 10 to 19 employees	30	X	X	X
	Establishments with 20 to 49 employees	23	X	X	X
	Establishments with 50 to 99 employees	1	X	X	X
	Establishments with 100 to 249 employees	—	X	X	X
	Establishments with 250 to 499 employees	—	X	X	X
	Establishments with 500 to 999 employees	—	X	X	X
	Establishments with 1,000 employees or more	—	X	X	X
621111	Offices of physicians (except mental health specialists)				
	All establishments	148	g	D	D
	Establishments with 1 to 4 employees	60	X	X	X
	Establishments with 5 to 9 employees	34	X	X	X
	Establishments with 10 to 19 employees	30	X	X	X
	Establishments with 20 to 49 employees	23	X	X	X
	Establishments with 50 to 99 employees	1	X	X	X
	Establishments with 100 to 249 employees	—	X	X	X
	Establishments with 250 to 499 employees	—	X	X	X
	Establishments with 500 to 999 employees	—	X	X	X
	Establishments with 1,000 employees or more	—	X	X	X
6212	Offices of dentists				
	All establishments	89	672	6 477	28 600
	Establishments with 1 to 4 employees	31	X	X	X
	Establishments with 5 to 9 employees	38	X	X	X
	Establishments with 10 to 19 employees	14	X	X	X
	Establishments with 20 to 49 employees	5	X	X	X
	Establishments with 50 to 99 employees	1	X	X	X
	Establishments with 100 to 249 employees	—	X	X	X
	Establishments with 250 to 499 employees	—	X	X	X
	Establishments with 500 to 999 employees	—	X	X	X
	Establishments with 1,000 employees or more	—	X	X	X
62121	Offices of dentists				
	All establishments	89	672	6 477	28 600
	Establishments with 1 to 4 employees	31	X	X	X
	Establishments with 5 to 9 employees	38	X	X	X
	Establishments with 10 to 19 employees	14	X	X	X
	Establishments with 20 to 49 employees	5	X	X	X
	Establishments with 50 to 99 employees	1	X	X	X
	Establishments with 100 to 249 employees	—	X	X	X
	Establishments with 250 to 499 employees	—	X	X	X
	Establishments with 500 to 999 employees	—	X	X	X
	Establishments with 1,000 employees or more	—	X	X	X
621210	Offices of dentists				
	All establishments	89	672	6 477	28 600
	Establishments with 1 to 4 employees	31	X	X	X
	Establishments with 5 to 9 employees	38	X	X	X
	Establishments with 10 to 19 employees	14	X	X	X
	Establishments with 20 to 49 employees	5	X	X	X
	Establishments with 50 to 99 employees	1	X	X	X
	Establishments with 100 to 249 employees	—	X	X	X
	Establishments with 250 to 499 employees	—	X	X	X
	Establishments with 500 to 999 employees	—	X	X	X
	Establishments with 1,000 employees or more	—	X	X	X

See footnotes at end of table.

Table 5. Establishments, Employees, and Payroll by Industry and Employment Size of Establishments by County: 2004—Con.

[Excludes most government employees, railroad employees, and self-employed persons. Size class 1 to 4 employees includes establishments having payroll, but no employees, during mid-March pay period. For meaning of abbreviations and symbols, see introductory text. For explanation of terms, see Appendix A. For statement on reliability, see the note at the end of the table and Appendix C]

NAICS code	Geography, kind of business, and employment size class	Establishments (number)	Paid employees for pay period including March 12 (number)	First-quarter payroll (\$1,000)	Annual payroll (\$1,000)
GLOUCESTER—Con.					
62	Health care and social assistance—Con.				
621	Ambulatory health care services—Con.				
6213	Offices of other health practitioners				
	All establishments	106	613	4 965	21 899
	Establishments with 1 to 4 employees	67	X	X	X
	Establishments with 5 to 9 employees	24	X	X	X
	Establishments with 10 to 19 employees	11	X	X	X
	Establishments with 20 to 49 employees	2	X	X	X
	Establishments with 50 to 99 employees	2	X	X	X
	Establishments with 100 to 249 employees	—	X	X	X
	Establishments with 250 to 499 employees	—	X	X	X
	Establishments with 500 to 999 employees	—	X	X	X
	Establishments with 1,000 employees or more	—	X	X	X
62131	Offices of chiropractors				
	All establishments	33	111	600	2 717
	Establishments with 1 to 4 employees	25	X	X	X
	Establishments with 5 to 9 employees	7	X	X	X
	Establishments with 10 to 19 employees	1	X	X	X
	Establishments with 20 to 49 employees	—	X	X	X
	Establishments with 50 to 99 employees	—	X	X	X
	Establishments with 100 to 249 employees	—	X	X	X
	Establishments with 250 to 499 employees	—	X	X	X
	Establishments with 500 to 999 employees	—	X	X	X
	Establishments with 1,000 employees or more	—	X	X	X
621310	Offices of chiropractors				
	All establishments	33	111	600	2 717
	Establishments with 1 to 4 employees	25	X	X	X
	Establishments with 5 to 9 employees	7	X	X	X
	Establishments with 10 to 19 employees	1	X	X	X
	Establishments with 20 to 49 employees	—	X	X	X
	Establishments with 50 to 99 employees	—	X	X	X
	Establishments with 100 to 249 employees	—	X	X	X
	Establishments with 250 to 499 employees	—	X	X	X
	Establishments with 500 to 999 employees	—	X	X	X
	Establishments with 1,000 employees or more	—	X	X	X
62133	Offices of mental health practitioners (except physicians)				
	All establishments	10	108	1 527	6 663
	Establishments with 1 to 4 employees	7	X	X	X
	Establishments with 5 to 9 employees	—	X	X	X
	Establishments with 10 to 19 employees	1	X	X	X
	Establishments with 20 to 49 employees	1	X	X	X
	Establishments with 50 to 99 employees	1	X	X	X
	Establishments with 100 to 249 employees	—	X	X	X
	Establishments with 250 to 499 employees	—	X	X	X
	Establishments with 500 to 999 employees	—	X	X	X
	Establishments with 1,000 employees or more	—	X	X	X
621330	Offices of mental health practitioners (except physicians)				
	All establishments	10	108	1 527	6 663
	Establishments with 1 to 4 employees	7	X	X	X
	Establishments with 5 to 9 employees	—	X	X	X
	Establishments with 10 to 19 employees	1	X	X	X
	Establishments with 20 to 49 employees	1	X	X	X
	Establishments with 50 to 99 employees	1	X	X	X
	Establishments with 100 to 249 employees	—	X	X	X
	Establishments with 250 to 499 employees	—	X	X	X
	Establishments with 500 to 999 employees	—	X	X	X
	Establishments with 1,000 employees or more	—	X	X	X
62134	Offices of physical, occupational and speech therapists, and audiologists				
	All establishments	23	201	1 419	6 199
	Establishments with 1 to 4 employees	12	X	X	X
	Establishments with 5 to 9 employees	5	X	X	X
	Establishments with 10 to 19 employees	4	X	X	X
	Establishments with 20 to 49 employees	1	X	X	X
	Establishments with 50 to 99 employees	1	X	X	X
	Establishments with 100 to 249 employees	—	X	X	X
	Establishments with 250 to 499 employees	—	X	X	X
	Establishments with 500 to 999 employees	—	X	X	X
	Establishments with 1,000 employees or more	—	X	X	X
621340	Offices of physical, occupational, and speech therapists and audiologists				
	All establishments	23	201	1 419	6 199
	Establishments with 1 to 4 employees	12	X	X	X
	Establishments with 5 to 9 employees	5	X	X	X
	Establishments with 10 to 19 employees	4	X	X	X
	Establishments with 20 to 49 employees	1	X	X	X
	Establishments with 50 to 99 employees	1	X	X	X
	Establishments with 100 to 249 employees	—	X	X	X
	Establishments with 250 to 499 employees	—	X	X	X
	Establishments with 500 to 999 employees	—	X	X	X
	Establishments with 1,000 employees or more	—	X	X	X

See footnotes at end of table.

Table 5. Establishments, Employees, and Payroll by Industry and Employment Size of Establishments by County: 2004—Con.

[Excludes most government employees, railroad employees, and self-employed persons. Size class 1 to 4 employees includes establishments having payroll, but no employees, during mid-March pay period. For meaning of abbreviations and symbols, see introductory text. For explanation of terms, see Appendix A. For statement on reliability, see the note at the end of the table and Appendix C]

NAICS code	Geography, kind of business, and employment size class	Establishments (number)	Paid employees for pay period including March 12 (number)	First-quarter payroll (\$1,000)	Annual payroll (\$1,000)
62	GLOUCESTER—Con.				
	Health care and social assistance—Con.				
621	Ambulatory health care services—Con.				
6213	Offices of other health practitioners—Con.				
62139	Offices of all other health practitioners				
	All establishments	23	108	844	3 791
	Establishments with 1 to 4 employees	14	X	X	X
	Establishments with 5 to 9 employees	6	X	X	X
	Establishments with 10 to 19 employees	3	X	X	X
	Establishments with 20 to 49 employees	—	X	X	X
	Establishments with 50 to 99 employees	—	X	X	X
	Establishments with 100 to 249 employees	—	X	X	X
	Establishments with 250 to 499 employees	—	X	X	X
	Establishments with 500 to 999 employees	—	X	X	X
	Establishments with 1,000 employees or more	—	X	X	X
6214	Outpatient care centers				
	All establishments	17	340	3 157	12 946
	Establishments with 1 to 4 employees	5	X	X	X
	Establishments with 5 to 9 employees	2	X	X	X
	Establishments with 10 to 19 employees	4	X	X	X
	Establishments with 20 to 49 employees	5	X	X	X
	Establishments with 50 to 99 employees	1	X	X	X
	Establishments with 100 to 249 employees	—	X	X	X
	Establishments with 250 to 499 employees	—	X	X	X
	Establishments with 500 to 999 employees	—	X	X	X
	Establishments with 1,000 employees or more	—	X	X	X
62142	Outpatient mental health and substance abuse centers				
	All establishments	8	152	1 214	4 679
	Establishments with 1 to 4 employees	3	X	X	X
	Establishments with 5 to 9 employees	2	X	X	X
	Establishments with 10 to 19 employees	—	X	X	X
	Establishments with 20 to 49 employees	3	X	X	X
	Establishments with 50 to 99 employees	—	X	X	X
	Establishments with 100 to 249 employees	—	X	X	X
	Establishments with 250 to 499 employees	—	X	X	X
	Establishments with 500 to 999 employees	—	X	X	X
	Establishments with 1,000 employees or more	—	X	X	X
621420	Outpatient mental health and substance abuse centers				
	All establishments	8	152	1 214	4 679
	Establishments with 1 to 4 employees	3	X	X	X
	Establishments with 5 to 9 employees	2	X	X	X
	Establishments with 10 to 19 employees	—	X	X	X
	Establishments with 20 to 49 employees	3	X	X	X
	Establishments with 50 to 99 employees	—	X	X	X
	Establishments with 100 to 249 employees	—	X	X	X
	Establishments with 250 to 499 employees	—	X	X	X
	Establishments with 500 to 999 employees	—	X	X	X
	Establishments with 1,000 employees or more	—	X	X	X
62149	Other outpatient care centers				
	All establishments	8	c	D	D
	Establishments with 1 to 4 employees	2	X	X	X
	Establishments with 5 to 9 employees	—	X	X	X
	Establishments with 10 to 19 employees	3	X	X	X
	Establishments with 20 to 49 employees	2	X	X	X
	Establishments with 50 to 99 employees	1	X	X	X
	Establishments with 100 to 249 employees	—	X	X	X
	Establishments with 250 to 499 employees	—	X	X	X
	Establishments with 500 to 999 employees	—	X	X	X
	Establishments with 1,000 employees or more	—	X	X	X
621493	Freestanding ambulatory surgical and emergency centers				
	All establishments	4	144	1 356	5 420
	Establishments with 1 to 4 employees	—	X	X	X
	Establishments with 5 to 9 employees	—	X	X	X
	Establishments with 10 to 19 employees	1	X	X	X
	Establishments with 20 to 49 employees	2	X	X	X
	Establishments with 50 to 99 employees	1	X	X	X
	Establishments with 100 to 249 employees	—	X	X	X
	Establishments with 250 to 499 employees	—	X	X	X
	Establishments with 500 to 999 employees	—	X	X	X
	Establishments with 1,000 employees or more	—	X	X	X
6215	Medical and diagnostic laboratories				
	All establishments	15	366	5 980	27 732
	Establishments with 1 to 4 employees	5	X	X	X
	Establishments with 5 to 9 employees	4	X	X	X
	Establishments with 10 to 19 employees	3	X	X	X
	Establishments with 20 to 49 employees	—	X	X	X
	Establishments with 50 to 99 employees	2	X	X	X
	Establishments with 100 to 249 employees	1	X	X	X
	Establishments with 250 to 499 employees	—	X	X	X
	Establishments with 500 to 999 employees	—	X	X	X
	Establishments with 1,000 employees or more	—	X	X	X

See footnotes at end of table.

Table 5. Establishments, Employees, and Payroll by Industry and Employment Size of Establishments by County: 2004—Con.

[Excludes most government employees, railroad employees, and self-employed persons. Size class 1 to 4 employees includes establishments having payroll, but no employees, during mid-March pay period. For meaning of abbreviations and symbols, see introductory text. For explanation of terms, see Appendix A. For statement on reliability, see the note at the end of the table and Appendix C]

NAICS code	Geography, kind of business, and employment size class	Establishments (number)	Paid employees for pay period including March 12 (number)	First-quarter payroll (\$1,000)	Annual payroll (\$1,000)
GLOUCESTER—Con.					
62	Health care and social assistance—Con.				
621	Ambulatory health care services—Con.				
6215	Medical and diagnostic laboratories—Con.				
62151	Medical and diagnostic laboratories				
	All establishments	15	366	5 980	27 732
	Establishments with 1 to 4 employees	5	X	X	X
	Establishments with 5 to 9 employees	4	X	X	X
	Establishments with 10 to 19 employees	3	X	X	X
	Establishments with 20 to 49 employees	—	X	X	X
	Establishments with 50 to 99 employees	2	X	X	X
	Establishments with 100 to 249 employees	1	X	X	X
	Establishments with 250 to 499 employees	—	X	X	X
	Establishments with 500 to 999 employees	—	X	X	X
	Establishments with 1,000 employees or more	—	X	X	X
621512	Diagnostic imaging centers				
	All establishments	8	318	5 602	26 139
	Establishments with 1 to 4 employees	2	X	X	X
	Establishments with 5 to 9 employees	1	X	X	X
	Establishments with 10 to 19 employees	2	X	X	X
	Establishments with 20 to 49 employees	—	X	X	X
	Establishments with 50 to 99 employees	2	X	X	X
	Establishments with 100 to 249 employees	1	X	X	X
	Establishments with 250 to 499 employees	—	X	X	X
	Establishments with 500 to 999 employees	—	X	X	X
	Establishments with 1,000 employees or more	—	X	X	X
6216	Home health care services				
	All establishments	9	318	1 436	6 431
	Establishments with 1 to 4 employees	5	X	X	X
	Establishments with 5 to 9 employees	2	X	X	X
	Establishments with 10 to 19 employees	—	X	X	X
	Establishments with 20 to 49 employees	—	X	X	X
	Establishments with 50 to 99 employees	—	X	X	X
	Establishments with 100 to 249 employees	2	X	X	X
	Establishments with 250 to 499 employees	—	X	X	X
	Establishments with 500 to 999 employees	—	X	X	X
	Establishments with 1,000 employees or more	—	X	X	X
62161	Home health care services				
	All establishments	9	318	1 436	6 431
	Establishments with 1 to 4 employees	5	X	X	X
	Establishments with 5 to 9 employees	2	X	X	X
	Establishments with 10 to 19 employees	—	X	X	X
	Establishments with 20 to 49 employees	—	X	X	X
	Establishments with 50 to 99 employees	—	X	X	X
	Establishments with 100 to 249 employees	2	X	X	X
	Establishments with 250 to 499 employees	—	X	X	X
	Establishments with 500 to 999 employees	—	X	X	X
	Establishments with 1,000 employees or more	—	X	X	X
621610	Home health care services				
	All establishments	9	318	1 436	6 431
	Establishments with 1 to 4 employees	5	X	X	X
	Establishments with 5 to 9 employees	2	X	X	X
	Establishments with 10 to 19 employees	—	X	X	X
	Establishments with 20 to 49 employees	—	X	X	X
	Establishments with 50 to 99 employees	—	X	X	X
	Establishments with 100 to 249 employees	2	X	X	X
	Establishments with 250 to 499 employees	—	X	X	X
	Establishments with 500 to 999 employees	—	X	X	X
	Establishments with 1,000 employees or more	—	X	X	X
622	Hospitals				
	All establishments	3	g	D	D
	Establishments with 1 to 4 employees	1	X	X	X
	Establishments with 5 to 9 employees	—	X	X	X
	Establishments with 10 to 19 employees	—	X	X	X
	Establishments with 20 to 49 employees	—	X	X	X
	Establishments with 50 to 99 employees	—	X	X	X
	Establishments with 100 to 249 employees	—	X	X	X
	Establishments with 250 to 499 employees	—	X	X	X
	Establishments with 500 to 999 employees	1	X	X	X
	Establishments with 1,000 employees or more	1	X	X	X
6221	General medical and surgical hospitals				
	All establishments	2	g	D	D
	Establishments with 1 to 4 employees	—	X	X	X
	Establishments with 5 to 9 employees	—	X	X	X
	Establishments with 10 to 19 employees	—	X	X	X
	Establishments with 20 to 49 employees	—	X	X	X
	Establishments with 50 to 99 employees	—	X	X	X
	Establishments with 100 to 249 employees	—	X	X	X
	Establishments with 250 to 499 employees	—	X	X	X
	Establishments with 500 to 999 employees	1	X	X	X
	Establishments with 1,000 employees or more	1	X	X	X

See footnotes at end of table.

Table 5. Establishments, Employees, and Payroll by Industry and Employment Size of Establishments by County: 2004—Con.

[Excludes most government employees, railroad employees, and self-employed persons. Size class 1 to 4 employees includes establishments having payroll, but no employees, during mid-March pay period. For meaning of abbreviations and symbols, see introductory text. For explanation of terms, see Appendix A. For statement on reliability, see the note at the end of the table and Appendix C]

NAICS code	Geography, kind of business, and employment size class	Establishments (number)	Paid employees for pay period including March 12 (number)	First-quarter payroll (\$1,000)	Annual payroll (\$1,000)
62	GLOUCESTER—Con.				
	Health care and social assistance—Con.				
622	Hospitals—Con.				
6221	General medical and surgical hospitals—Con.				
62211	General medical and surgical hospitals				
	All establishments	2	g	D	D
	Establishments with 1 to 4 employees	—	X	X	X
	Establishments with 5 to 9 employees	—	X	X	X
	Establishments with 10 to 19 employees	—	X	X	X
	Establishments with 20 to 49 employees	—	X	X	X
	Establishments with 50 to 99 employees	—	X	X	X
	Establishments with 100 to 249 employees	—	X	X	X
	Establishments with 250 to 499 employees	—	X	X	X
	Establishments with 500 to 999 employees	1	X	X	X
	Establishments with 1,000 employees or more	1	X	X	X
622110	General medical and surgical hospitals				
	All establishments	2	g	D	D
	Establishments with 1 to 4 employees	—	X	X	X
	Establishments with 5 to 9 employees	—	X	X	X
	Establishments with 10 to 19 employees	—	X	X	X
	Establishments with 20 to 49 employees	—	X	X	X
	Establishments with 50 to 99 employees	—	X	X	X
	Establishments with 100 to 249 employees	—	X	X	X
	Establishments with 250 to 499 employees	—	X	X	X
	Establishments with 500 to 999 employees	1	X	X	X
	Establishments with 1,000 employees or more	1	X	X	X
623	Nursing and residential care facilities				
	All establishments	77	2 599	15 526	64 893
	Establishments with 1 to 4 employees	11	X	X	X
	Establishments with 5 to 9 employees	27	X	X	X
	Establishments with 10 to 19 employees	18	X	X	X
	Establishments with 20 to 49 employees	8	X	X	X
	Establishments with 50 to 99 employees	5	X	X	X
	Establishments with 100 to 249 employees	7	X	X	X
	Establishments with 250 to 499 employees	1	X	X	X
	Establishments with 500 to 999 employees	—	X	X	X
	Establishments with 1,000 employees or more	—	X	X	X
6231	Nursing care facilities				
	All establishments	11	1 286	8 668	35 841
	Establishments with 1 to 4 employees	1	X	X	X
	Establishments with 5 to 9 employees	—	X	X	X
	Establishments with 10 to 19 employees	1	X	X	X
	Establishments with 20 to 49 employees	2	X	X	X
	Establishments with 50 to 99 employees	1	X	X	X
	Establishments with 100 to 249 employees	6	X	X	X
	Establishments with 250 to 499 employees	—	X	X	X
	Establishments with 500 to 999 employees	—	X	X	X
	Establishments with 1,000 employees or more	—	X	X	X
62311	Nursing care facilities				
	All establishments	11	1 286	8 668	35 841
	Establishments with 1 to 4 employees	1	X	X	X
	Establishments with 5 to 9 employees	—	X	X	X
	Establishments with 10 to 19 employees	1	X	X	X
	Establishments with 20 to 49 employees	2	X	X	X
	Establishments with 50 to 99 employees	1	X	X	X
	Establishments with 100 to 249 employees	6	X	X	X
	Establishments with 250 to 499 employees	—	X	X	X
	Establishments with 500 to 999 employees	—	X	X	X
	Establishments with 1,000 employees or more	—	X	X	X
623110	Nursing care facilities				
	All establishments	11	1 286	8 668	35 841
	Establishments with 1 to 4 employees	1	X	X	X
	Establishments with 5 to 9 employees	—	X	X	X
	Establishments with 10 to 19 employees	1	X	X	X
	Establishments with 20 to 49 employees	2	X	X	X
	Establishments with 50 to 99 employees	1	X	X	X
	Establishments with 100 to 249 employees	6	X	X	X
	Establishments with 250 to 499 employees	—	X	X	X
	Establishments with 500 to 999 employees	—	X	X	X
	Establishments with 1,000 employees or more	—	X	X	X
6232	Residential mental retardation, mental health and substance abuse facilities				
	All establishments	48	822	4 970	19 851
	Establishments with 1 to 4 employees	4	X	X	X
	Establishments with 5 to 9 employees	25	X	X	X
	Establishments with 10 to 19 employees	14	X	X	X
	Establishments with 20 to 49 employees	3	X	X	X
	Establishments with 50 to 99 employees	1	X	X	X
	Establishments with 100 to 249 employees	—	X	X	X
	Establishments with 250 to 499 employees	1	X	X	X
	Establishments with 500 to 999 employees	—	X	X	X
	Establishments with 1,000 employees or more	—	X	X	X

See footnotes at end of table.

Table 5. Establishments, Employees, and Payroll by Industry and Employment Size of Establishments by County: 2004—Con.

[Excludes most government employees, railroad employees, and self-employed persons. Size class 1 to 4 employees includes establishments having payroll, but no employees, during mid-March pay period. For meaning of abbreviations and symbols, see introductory text. For explanation of terms, see Appendix A. For statement on reliability, see the note at the end of the table and Appendix C]

NAICS code	Geography, kind of business, and employment size class	Establishments (number)	Paid employees for pay period including March 12 (number)	First-quarter payroll (\$1,000)	Annual payroll (\$1,000)
	GLOUCESTER—Con.				
62	Health care and social assistance—Con.				
623	Nursing and residential care facilities—Con.				
6232	Residential mental retardation, mental health and substance abuse facilities—Con.				
62321	Residential mental retardation facilities				
	All establishments	38	675	4 071	16 142
	Establishments with 1 to 4 employees	3	X	X	X
	Establishments with 5 to 9 employees	20	X	X	X
	Establishments with 10 to 19 employees	12	X	X	X
	Establishments with 20 to 49 employees	1	X	X	X
	Establishments with 50 to 99 employees	1	X	X	X
	Establishments with 100 to 249 employees	—	X	X	X
	Establishments with 250 to 499 employees	1	X	X	X
	Establishments with 500 to 999 employees	—	X	X	X
	Establishments with 1,000 employees or more	—	X	X	X
623210	Residential mental retardation facilities				
	All establishments	38	675	4 071	16 142
	Establishments with 1 to 4 employees	3	X	X	X
	Establishments with 5 to 9 employees	20	X	X	X
	Establishments with 10 to 19 employees	12	X	X	X
	Establishments with 20 to 49 employees	1	X	X	X
	Establishments with 50 to 99 employees	1	X	X	X
	Establishments with 100 to 249 employees	—	X	X	X
	Establishments with 250 to 499 employees	1	X	X	X
	Establishments with 500 to 999 employees	—	X	X	X
	Establishments with 1,000 employees or more	—	X	X	X
62322	Residential mental health and substance abuse facilities				
	All establishments	10	147	899	3 709
	Establishments with 1 to 4 employees	1	X	X	X
	Establishments with 5 to 9 employees	5	X	X	X
	Establishments with 10 to 19 employees	2	X	X	X
	Establishments with 20 to 49 employees	2	X	X	X
	Establishments with 50 to 99 employees	—	X	X	X
	Establishments with 100 to 249 employees	—	X	X	X
	Establishments with 250 to 499 employees	—	X	X	X
	Establishments with 500 to 999 employees	—	X	X	X
	Establishments with 1,000 employees or more	—	X	X	X
623220	Residential mental health and substance abuse facilities				
	All establishments	10	147	899	3 709
	Establishments with 1 to 4 employees	1	X	X	X
	Establishments with 5 to 9 employees	5	X	X	X
	Establishments with 10 to 19 employees	2	X	X	X
	Establishments with 20 to 49 employees	2	X	X	X
	Establishments with 50 to 99 employees	—	X	X	X
	Establishments with 100 to 249 employees	—	X	X	X
	Establishments with 250 to 499 employees	—	X	X	X
	Establishments with 500 to 999 employees	—	X	X	X
	Establishments with 1,000 employees or more	—	X	X	X
6233	Community care facilities for the elderly				
	All establishments	14	462	1 758	8 648
	Establishments with 1 to 4 employees	4	X	X	X
	Establishments with 5 to 9 employees	2	X	X	X
	Establishments with 10 to 19 employees	1	X	X	X
	Establishments with 20 to 49 employees	3	X	X	X
	Establishments with 50 to 99 employees	3	X	X	X
	Establishments with 100 to 249 employees	1	X	X	X
	Establishments with 250 to 499 employees	—	X	X	X
	Establishments with 500 to 999 employees	—	X	X	X
	Establishments with 1,000 employees or more	—	X	X	X
62331	Community care facilities for the elderly				
	All establishments	14	462	1 758	8 648
	Establishments with 1 to 4 employees	4	X	X	X
	Establishments with 5 to 9 employees	2	X	X	X
	Establishments with 10 to 19 employees	1	X	X	X
	Establishments with 20 to 49 employees	3	X	X	X
	Establishments with 50 to 99 employees	3	X	X	X
	Establishments with 100 to 249 employees	1	X	X	X
	Establishments with 250 to 499 employees	—	X	X	X
	Establishments with 500 to 999 employees	—	X	X	X
	Establishments with 1,000 employees or more	—	X	X	X
623312	Homes for the elderly				
	All establishments	12	e	D	D
	Establishments with 1 to 4 employees	4	X	X	X
	Establishments with 5 to 9 employees	2	X	X	X
	Establishments with 10 to 19 employees	—	X	X	X
	Establishments with 20 to 49 employees	2	X	X	X
	Establishments with 50 to 99 employees	3	X	X	X
	Establishments with 100 to 249 employees	1	X	X	X
	Establishments with 250 to 499 employees	—	X	X	X
	Establishments with 500 to 999 employees	—	X	X	X
	Establishments with 1,000 employees or more	—	X	X	X

See footnotes at end of table.

Table 5. Establishments, Employees, and Payroll by Industry and Employment Size of Establishments by County: 2004—Con.

[Excludes most government employees, railroad employees, and self-employed persons. Size class 1 to 4 employees includes establishments having payroll, but no employees, during mid-March pay period. For meaning of abbreviations and symbols, see introductory text. For explanation of terms, see Appendix A. For statement on reliability, see the note at the end of the table and Appendix C]

NAICS code	Geography, kind of business, and employment size class	Establishments (number)	Paid employees for pay period including March 12 (number)	First-quarter payroll (\$1,000)	Annual payroll (\$1,000)
	GLOUCESTER—Con.				
62	Health care and social assistance—Con.				
624	Social assistance				
	All establishments	118	g	D	D
	Establishments with 1 to 4 employees	40	X	X	X
	Establishments with 5 to 9 employees	30	X	X	X
	Establishments with 10 to 19 employees	23	X	X	X
	Establishments with 20 to 49 employees	21	X	X	X
	Establishments with 50 to 99 employees	—	X	X	X
	Establishments with 100 to 249 employees	3	X	X	X
	Establishments with 250 to 499 employees	1	X	X	X
	Establishments with 500 to 999 employees	—	X	X	X
	Establishments with 1,000 employees or more	—	X	X	X
6241	Individual and family services				
	All establishments	32	683	4 116	17 358
	Establishments with 1 to 4 employees	16	X	X	X
	Establishments with 5 to 9 employees	6	X	X	X
	Establishments with 10 to 19 employees	3	X	X	X
	Establishments with 20 to 49 employees	4	X	X	X
	Establishments with 50 to 99 employees	—	X	X	X
	Establishments with 100 to 249 employees	3	X	X	X
	Establishments with 250 to 499 employees	—	X	X	X
	Establishments with 500 to 999 employees	—	X	X	X
	Establishments with 1,000 employees or more	—	X	X	X
62411	Child and youth services				
	All establishments	8	174	980	4 252
	Establishments with 1 to 4 employees	4	X	X	X
	Establishments with 5 to 9 employees	2	X	X	X
	Establishments with 10 to 19 employees	—	X	X	X
	Establishments with 20 to 49 employees	1	X	X	X
	Establishments with 50 to 99 employees	—	X	X	X
	Establishments with 100 to 249 employees	1	X	X	X
	Establishments with 250 to 499 employees	—	X	X	X
	Establishments with 500 to 999 employees	—	X	X	X
	Establishments with 1,000 employees or more	—	X	X	X
624110	Child and youth services				
	All establishments	8	174	980	4 252
	Establishments with 1 to 4 employees	4	X	X	X
	Establishments with 5 to 9 employees	2	X	X	X
	Establishments with 10 to 19 employees	—	X	X	X
	Establishments with 20 to 49 employees	1	X	X	X
	Establishments with 50 to 99 employees	—	X	X	X
	Establishments with 100 to 249 employees	1	X	X	X
	Establishments with 250 to 499 employees	—	X	X	X
	Establishments with 500 to 999 employees	—	X	X	X
	Establishments with 1,000 employees or more	—	X	X	X
62412	Services for the elderly and persons with disabilities				
	All establishments	12	462	2 898	12 027
	Establishments with 1 to 4 employees	3	X	X	X
	Establishments with 5 to 9 employees	2	X	X	X
	Establishments with 10 to 19 employees	2	X	X	X
	Establishments with 20 to 49 employees	3	X	X	X
	Establishments with 50 to 99 employees	—	X	X	X
	Establishments with 100 to 249 employees	2	X	X	X
	Establishments with 250 to 499 employees	—	X	X	X
	Establishments with 500 to 999 employees	—	X	X	X
	Establishments with 1,000 employees or more	—	X	X	X
624120	Services for the elderly and persons with disabilities				
	All establishments	12	462	2 898	12 027
	Establishments with 1 to 4 employees	3	X	X	X
	Establishments with 5 to 9 employees	2	X	X	X
	Establishments with 10 to 19 employees	2	X	X	X
	Establishments with 20 to 49 employees	3	X	X	X
	Establishments with 50 to 99 employees	—	X	X	X
	Establishments with 100 to 249 employees	2	X	X	X
	Establishments with 250 to 499 employees	—	X	X	X
	Establishments with 500 to 999 employees	—	X	X	X
	Establishments with 1,000 employees or more	—	X	X	X
6243	Vocational rehabilitation services				
	All establishments	4	e	D	D
	Establishments with 1 to 4 employees	3	X	X	X
	Establishments with 5 to 9 employees	—	X	X	X
	Establishments with 10 to 19 employees	—	X	X	X
	Establishments with 20 to 49 employees	—	X	X	X
	Establishments with 50 to 99 employees	—	X	X	X
	Establishments with 100 to 249 employees	—	X	X	X
	Establishments with 250 to 499 employees	1	X	X	X
	Establishments with 500 to 999 employees	—	X	X	X
	Establishments with 1,000 employees or more	—	X	X	X

See footnotes at end of table.

Table 5. Establishments, Employees, and Payroll by Industry and Employment Size of Establishments by County: 2004—Con.

[Excludes most government employees, railroad employees, and self-employed persons. Size class 1 to 4 employees includes establishments having payroll, but no employees, during mid-March pay period. For meaning of abbreviations and symbols, see introductory text. For explanation of terms, see Appendix A. For statement on reliability, see the note at the end of the table and Appendix C]

NAICS code	Geography, kind of business, and employment size class	Establishments (number)	Paid employees for pay period including March 12 (number)	First-quarter payroll (\$1,000)	Annual payroll (\$1,000)
62	GLOUCESTER—Con.				
	Health care and social assistance—Con.				
624	Social assistance—Con.				
6243	Vocational rehabilitation services—Con.				
62431	Vocational rehabilitation services				
	All establishments	4	e	D	D
	Establishments with 1 to 4 employees	3	X	X	X
	Establishments with 5 to 9 employees	—	X	X	X
	Establishments with 10 to 19 employees	—	X	X	X
	Establishments with 20 to 49 employees	—	X	X	X
	Establishments with 50 to 99 employees	—	X	X	X
	Establishments with 100 to 249 employees	—	X	X	X
	Establishments with 250 to 499 employees	1	X	X	X
	Establishments with 500 to 999 employees	—	X	X	X
	Establishments with 1,000 employees or more	—	X	X	X
624310	Vocational rehabilitation services				
	All establishments	4	e	D	D
	Establishments with 1 to 4 employees	3	X	X	X
	Establishments with 5 to 9 employees	—	X	X	X
	Establishments with 10 to 19 employees	—	X	X	X
	Establishments with 20 to 49 employees	—	X	X	X
	Establishments with 50 to 99 employees	—	X	X	X
	Establishments with 100 to 249 employees	—	X	X	X
	Establishments with 250 to 499 employees	1	X	X	X
	Establishments with 500 to 999 employees	—	X	X	X
	Establishments with 1,000 employees or more	—	X	X	X
6244	Child day care services				
	All establishments	77	882	2 703	11 933
	Establishments with 1 to 4 employees	20	X	X	X
	Establishments with 5 to 9 employees	23	X	X	X
	Establishments with 10 to 19 employees	18	X	X	X
	Establishments with 20 to 49 employees	16	X	X	X
	Establishments with 50 to 99 employees	—	X	X	X
	Establishments with 100 to 249 employees	—	X	X	X
	Establishments with 250 to 499 employees	—	X	X	X
	Establishments with 500 to 999 employees	—	X	X	X
	Establishments with 1,000 employees or more	—	X	X	X
62441	Child day care services				
	All establishments	77	882	2 703	11 933
	Establishments with 1 to 4 employees	20	X	X	X
	Establishments with 5 to 9 employees	23	X	X	X
	Establishments with 10 to 19 employees	18	X	X	X
	Establishments with 20 to 49 employees	16	X	X	X
	Establishments with 50 to 99 employees	—	X	X	X
	Establishments with 100 to 249 employees	—	X	X	X
	Establishments with 250 to 499 employees	—	X	X	X
	Establishments with 500 to 999 employees	—	X	X	X
	Establishments with 1,000 employees or more	—	X	X	X
624410	Child day care services				
	All establishments	77	882	2 703	11 933
	Establishments with 1 to 4 employees	20	X	X	X
	Establishments with 5 to 9 employees	23	X	X	X
	Establishments with 10 to 19 employees	18	X	X	X
	Establishments with 20 to 49 employees	16	X	X	X
	Establishments with 50 to 99 employees	—	X	X	X
	Establishments with 100 to 249 employees	—	X	X	X
	Establishments with 250 to 499 employees	—	X	X	X
	Establishments with 500 to 999 employees	—	X	X	X
	Establishments with 1,000 employees or more	—	X	X	X
71	Arts, entertainment, and recreation				
	All establishments	89	996	3 263	16 155
	Establishments with 1 to 4 employees	56	X	X	X
	Establishments with 5 to 9 employees	8	X	X	X
	Establishments with 10 to 19 employees	9	X	X	X
	Establishments with 20 to 49 employees	10	X	X	X
	Establishments with 50 to 99 employees	6	X	X	X
	Establishments with 100 to 249 employees	—	X	X	X
	Establishments with 250 to 499 employees	—	X	X	X
	Establishments with 500 to 999 employees	—	X	X	X
	Establishments with 1,000 employees or more	—	X	X	X
711	Performing arts, spectator sports, and related industries				
	All establishments	20	c	D	D
	Establishments with 1 to 4 employees	17	X	X	X
	Establishments with 5 to 9 employees	1	X	X	X
	Establishments with 10 to 19 employees	1	X	X	X
	Establishments with 20 to 49 employees	—	X	X	X
	Establishments with 50 to 99 employees	1	X	X	X
	Establishments with 100 to 249 employees	—	X	X	X
	Establishments with 250 to 499 employees	—	X	X	X
	Establishments with 500 to 999 employees	—	X	X	X
	Establishments with 1,000 employees or more	—	X	X	X

See footnotes at end of table.

Table 5. Establishments, Employees, and Payroll by Industry and Employment Size of Establishments by County: 2004—Con.

[Excludes most government employees, railroad employees, and self-employed persons. Size class 1 to 4 employees includes establishments having payroll, but no employees, during mid-March pay period. For meaning of abbreviations and symbols, see introductory text. For explanation of terms, see Appendix A. For statement on reliability, see the note at the end of the table and Appendix C]

NAICS code	Geography, kind of business, and employment size class	Establishments (number)	Paid employees for pay period including March 12 (number)	First-quarter payroll (\$1,000)	Annual payroll (\$1,000)
	GLOUCESTER—Con.				
71	Arts, entertainment, and recreation—Con.				
713	Amusement, gambling, and recreation industries				
	All establishments	68	f	D	D
	Establishments with 1 to 4 employees	38	X	X	X
	Establishments with 5 to 9 employees	7	X	X	X
	Establishments with 10 to 19 employees	8	X	X	X
	Establishments with 20 to 49 employees	10	X	X	X
	Establishments with 50 to 99 employees	5	X	X	X
	Establishments with 100 to 249 employees	—	X	X	X
	Establishments with 250 to 499 employees	—	X	X	X
	Establishments with 500 to 999 employees	—	X	X	X
	Establishments with 1,000 employees or more	—	X	X	X
7139	Other amusement and recreation services				
	All establishments	68	f	D	D
	Establishments with 1 to 4 employees	38	X	X	X
	Establishments with 5 to 9 employees	7	X	X	X
	Establishments with 10 to 19 employees	8	X	X	X
	Establishments with 20 to 49 employees	10	X	X	X
	Establishments with 50 to 99 employees	5	X	X	X
	Establishments with 100 to 249 employees	—	X	X	X
	Establishments with 250 to 499 employees	—	X	X	X
	Establishments with 500 to 999 employees	—	X	X	X
	Establishments with 1,000 employees or more	—	X	X	X
71391	Golf courses and country clubs				
	All establishments	12	297	999	5 511
	Establishments with 1 to 4 employees	2	X	X	X
	Establishments with 5 to 9 employees	1	X	X	X
	Establishments with 10 to 19 employees	4	X	X	X
	Establishments with 20 to 49 employees	3	X	X	X
	Establishments with 50 to 99 employees	2	X	X	X
	Establishments with 100 to 249 employees	—	X	X	X
	Establishments with 250 to 499 employees	—	X	X	X
	Establishments with 500 to 999 employees	—	X	X	X
	Establishments with 1,000 employees or more	—	X	X	X
713910	Golf courses and country clubs				
	All establishments	12	297	999	5 511
	Establishments with 1 to 4 employees	2	X	X	X
	Establishments with 5 to 9 employees	1	X	X	X
	Establishments with 10 to 19 employees	4	X	X	X
	Establishments with 20 to 49 employees	3	X	X	X
	Establishments with 50 to 99 employees	2	X	X	X
	Establishments with 100 to 249 employees	—	X	X	X
	Establishments with 250 to 499 employees	—	X	X	X
	Establishments with 500 to 999 employees	—	X	X	X
	Establishments with 1,000 employees or more	—	X	X	X
71394	Fitness and recreational sports centers				
	All establishments	38	428	1 018	4 575
	Establishments with 1 to 4 employees	25	X	X	X
	Establishments with 5 to 9 employees	2	X	X	X
	Establishments with 10 to 19 employees	3	X	X	X
	Establishments with 20 to 49 employees	6	X	X	X
	Establishments with 50 to 99 employees	2	X	X	X
	Establishments with 100 to 249 employees	—	X	X	X
	Establishments with 250 to 499 employees	—	X	X	X
	Establishments with 500 to 999 employees	—	X	X	X
	Establishments with 1,000 employees or more	—	X	X	X
713940	Fitness and recreational sports centers				
	All establishments	38	428	1 018	4 575
	Establishments with 1 to 4 employees	25	X	X	X
	Establishments with 5 to 9 employees	2	X	X	X
	Establishments with 10 to 19 employees	3	X	X	X
	Establishments with 20 to 49 employees	6	X	X	X
	Establishments with 50 to 99 employees	2	X	X	X
	Establishments with 100 to 249 employees	—	X	X	X
	Establishments with 250 to 499 employees	—	X	X	X
	Establishments with 500 to 999 employees	—	X	X	X
	Establishments with 1,000 employees or more	—	X	X	X
72	Accommodation and food services				
	All establishments	445	7 585	20 206	86 386
	Establishments with 1 to 4 employees	182	X	X	X
	Establishments with 5 to 9 employees	69	X	X	X
	Establishments with 10 to 19 employees	72	X	X	X
	Establishments with 20 to 49 employees	75	X	X	X
	Establishments with 50 to 99 employees	41	X	X	X
	Establishments with 100 to 249 employees	6	X	X	X
	Establishments with 250 to 499 employees	—	X	X	X
	Establishments with 500 to 999 employees	—	X	X	X
	Establishments with 1,000 employees or more	—	X	X	X

See footnotes at end of table.

Table 5. Establishments, Employees, and Payroll by Industry and Employment Size of Establishments by County: 2004—Con.

[Excludes most government employees, railroad employees, and self-employed persons. Size class 1 to 4 employees includes establishments having payroll, but no employees, during mid-March pay period. For meaning of abbreviations and symbols, see introductory text. For explanation of terms, see Appendix A. For statement on reliability, see the note at the end of the table and Appendix C]

NAICS code	Geography, kind of business, and employment size class	Establishments (number)	Paid employees for pay period including March 12 (number)	First-quarter payroll (\$1,000)	Annual payroll (\$1,000)
	GLOUCESTER—Con.				
72	Accommodation and food services—Con.				
721	Accommodation				
	All establishments	22	170	723	4 016
	Establishments with 1 to 4 employees	15	X	X	X
	Establishments with 5 to 9 employees	2	X	X	X
	Establishments with 10 to 19 employees	3	X	X	X
	Establishments with 20 to 49 employees	1	X	X	X
	Establishments with 50 to 99 employees	1	X	X	X
	Establishments with 100 to 249 employees	—	X	X	X
	Establishments with 250 to 499 employees	—	X	X	X
	Establishments with 500 to 999 employees	—	X	X	X
	Establishments with 1,000 employees or more	—	X	X	X
7211	Traveler accommodation				
	All establishments	17	148	584	3 215
	Establishments with 1 to 4 employees	12	X	X	X
	Establishments with 5 to 9 employees	1	X	X	X
	Establishments with 10 to 19 employees	2	X	X	X
	Establishments with 20 to 49 employees	1	X	X	X
	Establishments with 50 to 99 employees	1	X	X	X
	Establishments with 100 to 249 employees	—	X	X	X
	Establishments with 250 to 499 employees	—	X	X	X
	Establishments with 500 to 999 employees	—	X	X	X
	Establishments with 1,000 employees or more	—	X	X	X
72111	Hotels (except casino hotels) and motels				
	All establishments	17	148	584	3 215
	Establishments with 1 to 4 employees	12	X	X	X
	Establishments with 5 to 9 employees	1	X	X	X
	Establishments with 10 to 19 employees	2	X	X	X
	Establishments with 20 to 49 employees	1	X	X	X
	Establishments with 50 to 99 employees	1	X	X	X
	Establishments with 100 to 249 employees	—	X	X	X
	Establishments with 250 to 499 employees	—	X	X	X
	Establishments with 500 to 999 employees	—	X	X	X
	Establishments with 1,000 employees or more	—	X	X	X
721110	Hotels (except casino hotels) and motels				
	All establishments	17	148	584	3 215
	Establishments with 1 to 4 employees	12	X	X	X
	Establishments with 5 to 9 employees	1	X	X	X
	Establishments with 10 to 19 employees	2	X	X	X
	Establishments with 20 to 49 employees	1	X	X	X
	Establishments with 50 to 99 employees	1	X	X	X
	Establishments with 100 to 249 employees	—	X	X	X
	Establishments with 250 to 499 employees	—	X	X	X
	Establishments with 500 to 999 employees	—	X	X	X
	Establishments with 1,000 employees or more	—	X	X	X
722	Food services and drinking places				
	All establishments	423	7 415	19 483	82 370
	Establishments with 1 to 4 employees	167	X	X	X
	Establishments with 5 to 9 employees	67	X	X	X
	Establishments with 10 to 19 employees	69	X	X	X
	Establishments with 20 to 49 employees	74	X	X	X
	Establishments with 50 to 99 employees	40	X	X	X
	Establishments with 100 to 249 employees	6	X	X	X
	Establishments with 250 to 499 employees	—	X	X	X
	Establishments with 500 to 999 employees	—	X	X	X
	Establishments with 1,000 employees or more	—	X	X	X
7221	Full-service restaurants				
	All establishments	138	3 849	10 453	44 053
	Establishments with 1 to 4 employees	38	X	X	X
	Establishments with 5 to 9 employees	20	X	X	X
	Establishments with 10 to 19 employees	19	X	X	X
	Establishments with 20 to 49 employees	30	X	X	X
	Establishments with 50 to 99 employees	26	X	X	X
	Establishments with 100 to 249 employees	5	X	X	X
	Establishments with 250 to 499 employees	—	X	X	X
	Establishments with 500 to 999 employees	—	X	X	X
	Establishments with 1,000 employees or more	—	X	X	X
72211	Full-service restaurants				
	All establishments	138	3 849	10 453	44 053
	Establishments with 1 to 4 employees	38	X	X	X
	Establishments with 5 to 9 employees	20	X	X	X
	Establishments with 10 to 19 employees	19	X	X	X
	Establishments with 20 to 49 employees	30	X	X	X
	Establishments with 50 to 99 employees	26	X	X	X
	Establishments with 100 to 249 employees	5	X	X	X
	Establishments with 250 to 499 employees	—	X	X	X
	Establishments with 500 to 999 employees	—	X	X	X
	Establishments with 1,000 employees or more	—	X	X	X

See footnotes at end of table.

Table 5. Establishments, Employees, and Payroll by Industry and Employment Size of Establishments by County: 2004—Con.

[Excludes most government employees, railroad employees, and self-employed persons. Size class 1 to 4 employees includes establishments having payroll, but no employees, during mid-March pay period. For meaning of abbreviations and symbols, see introductory text. For explanation of terms, see Appendix A. For statement on reliability, see the note at the end of the table and Appendix C]

NAICS code	Geography, kind of business, and employment size class	Establishments (number)	Paid employees for pay period including March 12 (number)	First-quarter payroll (\$1,000)	Annual payroll (\$1,000)
72	GLOUCESTER—Con.				
	Accommodation and food services—Con.				
722	Food services and drinking places—Con.				
7221	Full-service restaurants—Con.				
72211	Full-service restaurants—Con.				
722110	Full-service restaurants				
	All establishments	138	3 849	10 453	44 053
	Establishments with 1 to 4 employees	38	X	X	X
	Establishments with 5 to 9 employees	20	X	X	X
	Establishments with 10 to 19 employees	19	X	X	X
	Establishments with 20 to 49 employees	30	X	X	X
	Establishments with 50 to 99 employees	26	X	X	X
	Establishments with 100 to 249 employees	5	X	X	X
	Establishments with 250 to 499 employees	—	X	X	X
	Establishments with 500 to 999 employees	—	X	X	X
	Establishments with 1,000 employees or more	—	X	X	X
7222	Limited-service eating places				
	All establishments	218	2 721	6 505	28 066
	Establishments with 1 to 4 employees	99	X	X	X
	Establishments with 5 to 9 employees	31	X	X	X
	Establishments with 10 to 19 employees	41	X	X	X
	Establishments with 20 to 49 employees	35	X	X	X
	Establishments with 50 to 99 employees	12	X	X	X
	Establishments with 100 to 249 employees	—	X	X	X
	Establishments with 250 to 499 employees	—	X	X	X
	Establishments with 500 to 999 employees	—	X	X	X
	Establishments with 1,000 employees or more	—	X	X	X
72221	Limited-service eating places				
	All establishments	218	2 721	6 505	28 066
	Establishments with 1 to 4 employees	99	X	X	X
	Establishments with 5 to 9 employees	31	X	X	X
	Establishments with 10 to 19 employees	41	X	X	X
	Establishments with 20 to 49 employees	35	X	X	X
	Establishments with 50 to 99 employees	12	X	X	X
	Establishments with 100 to 249 employees	—	X	X	X
	Establishments with 250 to 499 employees	—	X	X	X
	Establishments with 500 to 999 employees	—	X	X	X
	Establishments with 1,000 employees or more	—	X	X	X
722211	Limited-service restaurants				
	All establishments	172	2 341	5 533	23 449
	Establishments with 1 to 4 employees	74	X	X	X
	Establishments with 5 to 9 employees	26	X	X	X
	Establishments with 10 to 19 employees	30	X	X	X
	Establishments with 20 to 49 employees	31	X	X	X
	Establishments with 50 to 99 employees	11	X	X	X
	Establishments with 100 to 249 employees	—	X	X	X
	Establishments with 250 to 499 employees	—	X	X	X
	Establishments with 500 to 999 employees	—	X	X	X
	Establishments with 1,000 employees or more	—	X	X	X
722213	Snack and nonalcoholic beverage bars				
	All establishments	41	290	719	3 490
	Establishments with 1 to 4 employees	23	X	X	X
	Establishments with 5 to 9 employees	4	X	X	X
	Establishments with 10 to 19 employees	10	X	X	X
	Establishments with 20 to 49 employees	4	X	X	X
	Establishments with 50 to 99 employees	—	X	X	X
	Establishments with 100 to 249 employees	—	X	X	X
	Establishments with 250 to 499 employees	—	X	X	X
	Establishments with 500 to 999 employees	—	X	X	X
	Establishments with 1,000 employees or more	—	X	X	X
7223	Special food services				
	All establishments	42	627	1 862	7 609
	Establishments with 1 to 4 employees	21	X	X	X
	Establishments with 5 to 9 employees	2	X	X	X
	Establishments with 10 to 19 employees	9	X	X	X
	Establishments with 20 to 49 employees	8	X	X	X
	Establishments with 50 to 99 employees	1	X	X	X
	Establishments with 100 to 249 employees	1	X	X	X
	Establishments with 250 to 499 employees	—	X	X	X
	Establishments with 500 to 999 employees	—	X	X	X
	Establishments with 1,000 employees or more	—	X	X	X
72231	Food service contractors				
	All establishments	28	427	1 405	5 461
	Establishments with 1 to 4 employees	14	X	X	X
	Establishments with 5 to 9 employees	—	X	X	X
	Establishments with 10 to 19 employees	7	X	X	X
	Establishments with 20 to 49 employees	6	X	X	X
	Establishments with 50 to 99 employees	—	X	X	X
	Establishments with 100 to 249 employees	1	X	X	X
	Establishments with 250 to 499 employees	—	X	X	X
	Establishments with 500 to 999 employees	—	X	X	X
	Establishments with 1,000 employees or more	—	X	X	X

See footnotes at end of table.

Table 5. Establishments, Employees, and Payroll by Industry and Employment Size of Establishments by County: 2004—Con.

[Excludes most government employees, railroad employees, and self-employed persons. Size class 1 to 4 employees includes establishments having payroll, but no employees, during mid-March pay period. For meaning of abbreviations and symbols, see introductory text. For explanation of terms, see Appendix A. For statement on reliability, see the note at the end of the table and Appendix C]

NAICS code	Geography, kind of business, and employment size class	Establishments (number)	Paid employees for pay period including March 12 (number)	First-quarter payroll (\$1,000)	Annual payroll (\$1,000)
	GLOUCESTER—Con.				
72	Accommodation and food services—Con.				
722	Food services and drinking places—Con.				
7223	Special food services—Con.				
72231	Food service contractors—Con.				
722310	Food service contractors				
	All establishments	28	427	1 405	5 461
	Establishments with 1 to 4 employees	14	X	X	X
	Establishments with 5 to 9 employees	—	X	X	X
	Establishments with 10 to 19 employees	7	X	X	X
	Establishments with 20 to 49 employees	6	X	X	X
	Establishments with 50 to 99 employees	—	X	X	X
	Establishments with 100 to 249 employees	1	X	X	X
	Establishments with 250 to 499 employees	—	X	X	X
	Establishments with 500 to 999 employees	—	X	X	X
	Establishments with 1,000 employees or more	—	X	X	X
72232	Caterers				
	All establishments	11	c	D	D
	Establishments with 1 to 4 employees	5	X	X	X
	Establishments with 5 to 9 employees	1	X	X	X
	Establishments with 10 to 19 employees	2	X	X	X
	Establishments with 20 to 49 employees	2	X	X	X
	Establishments with 50 to 99 employees	1	X	X	X
	Establishments with 100 to 249 employees	—	X	X	X
	Establishments with 250 to 499 employees	—	X	X	X
	Establishments with 500 to 999 employees	—	X	X	X
	Establishments with 1,000 employees or more	—	X	X	X
722320	Caterers				
	All establishments	11	c	D	D
	Establishments with 1 to 4 employees	5	X	X	X
	Establishments with 5 to 9 employees	1	X	X	X
	Establishments with 10 to 19 employees	2	X	X	X
	Establishments with 20 to 49 employees	2	X	X	X
	Establishments with 50 to 99 employees	1	X	X	X
	Establishments with 100 to 249 employees	—	X	X	X
	Establishments with 250 to 499 employees	—	X	X	X
	Establishments with 500 to 999 employees	—	X	X	X
	Establishments with 1,000 employees or more	—	X	X	X
7224	Drinking places (alcoholic beverages)				
	All establishments	25	218	663	2 642
	Establishments with 1 to 4 employees	9	X	X	X
	Establishments with 5 to 9 employees	14	X	X	X
	Establishments with 10 to 19 employees	—	X	X	X
	Establishments with 20 to 49 employees	1	X	X	X
	Establishments with 50 to 99 employees	1	X	X	X
	Establishments with 100 to 249 employees	—	X	X	X
	Establishments with 250 to 499 employees	—	X	X	X
	Establishments with 500 to 999 employees	—	X	X	X
	Establishments with 1,000 employees or more	—	X	X	X
72241	Drinking places (alcoholic beverages)				
	All establishments	25	218	663	2 642
	Establishments with 1 to 4 employees	9	X	X	X
	Establishments with 5 to 9 employees	14	X	X	X
	Establishments with 10 to 19 employees	—	X	X	X
	Establishments with 20 to 49 employees	1	X	X	X
	Establishments with 50 to 99 employees	1	X	X	X
	Establishments with 100 to 249 employees	—	X	X	X
	Establishments with 250 to 499 employees	—	X	X	X
	Establishments with 500 to 999 employees	—	X	X	X
	Establishments with 1,000 employees or more	—	X	X	X
722410	Drinking places (alcoholic beverages)				
	All establishments	25	218	663	2 642
	Establishments with 1 to 4 employees	9	X	X	X
	Establishments with 5 to 9 employees	14	X	X	X
	Establishments with 10 to 19 employees	—	X	X	X
	Establishments with 20 to 49 employees	1	X	X	X
	Establishments with 50 to 99 employees	1	X	X	X
	Establishments with 100 to 249 employees	—	X	X	X
	Establishments with 250 to 499 employees	—	X	X	X
	Establishments with 500 to 999 employees	—	X	X	X
	Establishments with 1,000 employees or more	—	X	X	X
81	Other services (except public administration)				
	All establishments	662	4 263	19 413	82 713
	Establishments with 1 to 4 employees	431	X	X	X
	Establishments with 5 to 9 employees	119	X	X	X
	Establishments with 10 to 19 employees	73	X	X	X
	Establishments with 20 to 49 employees	28	X	X	X
	Establishments with 50 to 99 employees	8	X	X	X
	Establishments with 100 to 249 employees	3	X	X	X
	Establishments with 250 to 499 employees	—	X	X	X
	Establishments with 500 to 999 employees	—	X	X	X
	Establishments with 1,000 employees or more	—	X	X	X

See footnotes at end of table.

Table 5. Establishments, Employees, and Payroll by Industry and Employment Size of Establishments by County: 2004—Con.

[Excludes most government employees, railroad employees, and self-employed persons. Size class 1 to 4 employees includes establishments having payroll, but no employees, during mid-March pay period. For meaning of abbreviations and symbols, see introductory text. For explanation of terms, see Appendix A. For statement on reliability, see the note at the end of the table and Appendix C]

NAICS code	Geography, kind of business, and employment size class	Establishments (number)	Paid employees for pay period including March 12 (number)	First-quarter payroll (\$1,000)	Annual payroll (\$1,000)
	GLOUCESTER—Con.				
81	Other services (except public administration)—Con.				
811	Repair and maintenance				
	All establishments	230	1 164	7 932	33 397
	Establishments with 1 to 4 employees	155	X	X	X
	Establishments with 5 to 9 employees	41	X	X	X
	Establishments with 10 to 19 employees	25	X	X	X
	Establishments with 20 to 49 employees	9	X	X	X
	Establishments with 50 to 99 employees	—	X	X	X
	Establishments with 100 to 249 employees	—	X	X	X
	Establishments with 250 to 499 employees	—	X	X	X
	Establishments with 500 to 999 employees	—	X	X	X
	Establishments with 1,000 employees or more	—	X	X	X
8111	Automotive repair and maintenance				
	All establishments	162	832	5 096	20 930
	Establishments with 1 to 4 employees	107	X	X	X
	Establishments with 5 to 9 employees	34	X	X	X
	Establishments with 10 to 19 employees	13	X	X	X
	Establishments with 20 to 49 employees	8	X	X	X
	Establishments with 50 to 99 employees	—	X	X	X
	Establishments with 100 to 249 employees	—	X	X	X
	Establishments with 250 to 499 employees	—	X	X	X
	Establishments with 500 to 999 employees	—	X	X	X
	Establishments with 1,000 employees or more	—	X	X	X
81111	Automotive mechanical and electrical repair and maintenance				
	All establishments	100	360	2 415	10 452
	Establishments with 1 to 4 employees	76	X	X	X
	Establishments with 5 to 9 employees	18	X	X	X
	Establishments with 10 to 19 employees	5	X	X	X
	Establishments with 20 to 49 employees	1	X	X	X
	Establishments with 50 to 99 employees	—	X	X	X
	Establishments with 100 to 249 employees	—	X	X	X
	Establishments with 250 to 499 employees	—	X	X	X
	Establishments with 500 to 999 employees	—	X	X	X
	Establishments with 1,000 employees or more	—	X	X	X
811111	General automotive repair				
	All establishments	86	311	2 079	9 153
	Establishments with 1 to 4 employees	66	X	X	X
	Establishments with 5 to 9 employees	15	X	X	X
	Establishments with 10 to 19 employees	4	X	X	X
	Establishments with 20 to 49 employees	1	X	X	X
	Establishments with 50 to 99 employees	—	X	X	X
	Establishments with 100 to 249 employees	—	X	X	X
	Establishments with 250 to 499 employees	—	X	X	X
	Establishments with 500 to 999 employees	—	X	X	X
	Establishments with 1,000 employees or more	—	X	X	X
81112	Automotive body, paint, interior, and glass repair				
	All establishments	41	265	1 944	7 849
	Establishments with 1 to 4 employees	20	X	X	X
	Establishments with 5 to 9 employees	12	X	X	X
	Establishments with 10 to 19 employees	6	X	X	X
	Establishments with 20 to 49 employees	3	X	X	X
	Establishments with 50 to 99 employees	—	X	X	X
	Establishments with 100 to 249 employees	—	X	X	X
	Establishments with 250 to 499 employees	—	X	X	X
	Establishments with 500 to 999 employees	—	X	X	X
	Establishments with 1,000 employees or more	—	X	X	X
811121	Automotive body, paint, and interior repair and maintenance				
	All establishments	35	239	1 767	7 110
	Establishments with 1 to 4 employees	16	X	X	X
	Establishments with 5 to 9 employees	11	X	X	X
	Establishments with 10 to 19 employees	5	X	X	X
	Establishments with 20 to 49 employees	3	X	X	X
	Establishments with 50 to 99 employees	—	X	X	X
	Establishments with 100 to 249 employees	—	X	X	X
	Establishments with 250 to 499 employees	—	X	X	X
	Establishments with 500 to 999 employees	—	X	X	X
	Establishments with 1,000 employees or more	—	X	X	X
81119	Other automotive repair and maintenance				
	All establishments	21	207	737	2 629
	Establishments with 1 to 4 employees	11	X	X	X
	Establishments with 5 to 9 employees	4	X	X	X
	Establishments with 10 to 19 employees	2	X	X	X
	Establishments with 20 to 49 employees	4	X	X	X
	Establishments with 50 to 99 employees	—	X	X	X
	Establishments with 100 to 249 employees	—	X	X	X
	Establishments with 250 to 499 employees	—	X	X	X
	Establishments with 500 to 999 employees	—	X	X	X
	Establishments with 1,000 employees or more	—	X	X	X

See footnotes at end of table.

Table 5. Establishments, Employees, and Payroll by Industry and Employment Size of Establishments by County: 2004—Con.

[Excludes most government employees, railroad employees, and self-employed persons. Size class 1 to 4 employees includes establishments having payroll, but no employees, during mid-March pay period. For meaning of abbreviations and symbols, see introductory text. For explanation of terms, see Appendix A. For statement on reliability, see the note at the end of the table and Appendix C]

NAICS code	Geography, kind of business, and employment size class	Establishments (number)	Paid employees for pay period including March 12 (number)	First-quarter payroll (\$1,000)	Annual payroll (\$1,000)
	GLOUCESTER—Con.				
81	Other services (except public administration)—Con.				
811	Repair and maintenance—Con.				
8111	Automotive repair and maintenance—Con.				
81119	Other automotive repair and maintenance—Con.				
811192	Car washes				
	All establishments	16	162	427	1 807
	Establishments with 1 to 4 employees	9	X	X	X
	Establishments with 5 to 9 employees	2	X	X	X
	Establishments with 10 to 19 employees	2	X	X	X
	Establishments with 20 to 49 employees	3	X	X	X
	Establishments with 50 to 99 employees	—	X	X	X
	Establishments with 100 to 249 employees	—	X	X	X
	Establishments with 250 to 499 employees	—	X	X	X
	Establishments with 500 to 999 employees	—	X	X	X
	Establishments with 1,000 employees or more	—	X	X	X
8113	Commercial and industrial machinery and equipment (except automotive and electronic) repair and maintenance				
	All establishments	28	200	1 828	7 993
	Establishments with 1 to 4 employees	14	X	X	X
	Establishments with 5 to 9 employees	4	X	X	X
	Establishments with 10 to 19 employees	9	X	X	X
	Establishments with 20 to 49 employees	1	X	X	X
	Establishments with 50 to 99 employees	—	X	X	X
	Establishments with 100 to 249 employees	—	X	X	X
	Establishments with 250 to 499 employees	—	X	X	X
	Establishments with 500 to 999 employees	—	X	X	X
	Establishments with 1,000 employees or more	—	X	X	X
81131	Commercial and industrial machinery and equipment (except automotive and electronic) repair and maintenance				
	All establishments	28	200	1 828	7 993
	Establishments with 1 to 4 employees	14	X	X	X
	Establishments with 5 to 9 employees	4	X	X	X
	Establishments with 10 to 19 employees	9	X	X	X
	Establishments with 20 to 49 employees	1	X	X	X
	Establishments with 50 to 99 employees	—	X	X	X
	Establishments with 100 to 249 employees	—	X	X	X
	Establishments with 250 to 499 employees	—	X	X	X
	Establishments with 500 to 999 employees	—	X	X	X
	Establishments with 1,000 employees or more	—	X	X	X
811310	Commercial and industrial machinery and equipment (except automotive and electronic) repair and maintenance				
	All establishments	28	200	1 828	7 993
	Establishments with 1 to 4 employees	14	X	X	X
	Establishments with 5 to 9 employees	4	X	X	X
	Establishments with 10 to 19 employees	9	X	X	X
	Establishments with 20 to 49 employees	1	X	X	X
	Establishments with 50 to 99 employees	—	X	X	X
	Establishments with 100 to 249 employees	—	X	X	X
	Establishments with 250 to 499 employees	—	X	X	X
	Establishments with 500 to 999 employees	—	X	X	X
	Establishments with 1,000 employees or more	—	X	X	X
812	Personal and laundry services				
	All establishments	234	1 439	5 113	22 813
	Establishments with 1 to 4 employees	160	X	X	X
	Establishments with 5 to 9 employees	35	X	X	X
	Establishments with 10 to 19 employees	26	X	X	X
	Establishments with 20 to 49 employees	9	X	X	X
	Establishments with 50 to 99 employees	2	X	X	X
	Establishments with 100 to 249 employees	2	X	X	X
	Establishments with 250 to 499 employees	—	X	X	X
	Establishments with 500 to 999 employees	—	X	X	X
	Establishments with 1,000 employees or more	—	X	X	X
8121	Personal care services				
	All establishments	152	1 034	3 467	15 790
	Establishments with 1 to 4 employees	98	X	X	X
	Establishments with 5 to 9 employees	23	X	X	X
	Establishments with 10 to 19 employees	19	X	X	X
	Establishments with 20 to 49 employees	9	X	X	X
	Establishments with 50 to 99 employees	2	X	X	X
	Establishments with 100 to 249 employees	1	X	X	X
	Establishments with 250 to 499 employees	—	X	X	X
	Establishments with 500 to 999 employees	—	X	X	X
	Establishments with 1,000 employees or more	—	X	X	X
81211	Hair, nail, and skin care services				

See footnotes at end of table.

Table 5. Establishments, Employees, and Payroll by Industry and Employment Size of Establishments by County: 2004—Con.

[Excludes most government employees, railroad employees, and self-employed persons. Size class 1 to 4 employees includes establishments having payroll, but no employees, during mid-March pay period. For meaning of abbreviations and symbols, see introductory text. For explanation of terms, see Appendix A. For statement on reliability, see the note at the end of the table and Appendix C]

NAICS code	Geography, kind of business, and employment size class	Establishments (number)	Paid employees for pay period including March 12 (number)	First-quarter payroll (\$1,000)	Annual payroll (\$1,000)
81	GLOUCESTER—Con.				
	Other services (except public administration)—Con.				
812	Personal and laundry services—Con.				
8121	Personal care services—Con.				
81211	Hair, nail, and skin care services—Con.				
	All establishments	126	900	2 784	12 635
	Establishments with 1 to 4 employees	79	X	X	X
	Establishments with 5 to 9 employees	18	X	X	X
	Establishments with 10 to 19 employees	19	X	X	X
	Establishments with 20 to 49 employees	8	X	X	X
	Establishments with 50 to 99 employees	1	X	X	X
	Establishments with 100 to 249 employees	1	X	X	X
	Establishments with 250 to 499 employees	—	X	X	X
	Establishments with 500 to 999 employees	—	X	X	X
	Establishments with 1,000 employees or more	—	X	X	X
812112	Beauty salons				
	All establishments	103	853	2 656	11 992
	Establishments with 1 to 4 employees	58	X	X	X
	Establishments with 5 to 9 employees	16	X	X	X
	Establishments with 10 to 19 employees	19	X	X	X
	Establishments with 20 to 49 employees	8	X	X	X
	Establishments with 50 to 99 employees	1	X	X	X
	Establishments with 100 to 249 employees	1	X	X	X
	Establishments with 250 to 499 employees	—	X	X	X
	Establishments with 500 to 999 employees	—	X	X	X
	Establishments with 1,000 employees or more	—	X	X	X
81219	Other personal care services				
	All establishments	26	134	683	3 155
	Establishments with 1 to 4 employees	19	X	X	X
	Establishments with 5 to 9 employees	5	X	X	X
	Establishments with 10 to 19 employees	—	X	X	X
	Establishments with 20 to 49 employees	1	X	X	X
	Establishments with 50 to 99 employees	1	X	X	X
	Establishments with 100 to 249 employees	—	X	X	X
	Establishments with 250 to 499 employees	—	X	X	X
	Establishments with 500 to 999 employees	—	X	X	X
	Establishments with 1,000 employees or more	—	X	X	X
812199	All other personal care services				
	All establishments	18	110	565	2 664
	Establishments with 1 to 4 employees	13	X	X	X
	Establishments with 5 to 9 employees	3	X	X	X
	Establishments with 10 to 19 employees	—	X	X	X
	Establishments with 20 to 49 employees	1	X	X	X
	Establishments with 50 to 99 employees	1	X	X	X
	Establishments with 100 to 249 employees	—	X	X	X
	Establishments with 250 to 499 employees	—	X	X	X
	Establishments with 500 to 999 employees	—	X	X	X
	Establishments with 1,000 employees or more	—	X	X	X
8123	Drycleaning and laundry services				
	All establishments	45	287	1 210	5 148
	Establishments with 1 to 4 employees	32	X	X	X
	Establishments with 5 to 9 employees	8	X	X	X
	Establishments with 10 to 19 employees	4	X	X	X
	Establishments with 20 to 49 employees	—	X	X	X
	Establishments with 50 to 99 employees	—	X	X	X
	Establishments with 100 to 249 employees	1	X	X	X
	Establishments with 250 to 499 employees	—	X	X	X
	Establishments with 500 to 999 employees	—	X	X	X
	Establishments with 1,000 employees or more	—	X	X	X
81233	Linen and uniform supply				
	All establishments	7	157	809	3 621
	Establishments with 1 to 4 employees	4	X	X	X
	Establishments with 5 to 9 employees	—	X	X	X
	Establishments with 10 to 19 employees	2	X	X	X
	Establishments with 20 to 49 employees	—	X	X	X
	Establishments with 50 to 99 employees	—	X	X	X
	Establishments with 100 to 249 employees	1	X	X	X
	Establishments with 250 to 499 employees	—	X	X	X
	Establishments with 500 to 999 employees	—	X	X	X
	Establishments with 1,000 employees or more	—	X	X	X
812331	Linen supply				
	All establishments	2	c	D	D
	Establishments with 1 to 4 employees	—	X	X	X
	Establishments with 5 to 9 employees	—	X	X	X
	Establishments with 10 to 19 employees	1	X	X	X
	Establishments with 20 to 49 employees	—	X	X	X
	Establishments with 50 to 99 employees	—	X	X	X
	Establishments with 100 to 249 employees	1	X	X	X
	Establishments with 250 to 499 employees	—	X	X	X
	Establishments with 500 to 999 employees	—	X	X	X
	Establishments with 1,000 employees or more	—	X	X	X

See footnotes at end of table.

Table 5. Establishments, Employees, and Payroll by Industry and Employment Size of Establishments by County: 2004—Con.

[Excludes most government employees, railroad employees, and self-employed persons. Size class 1 to 4 employees includes establishments having payroll, but no employees, during mid-March pay period. For meaning of abbreviations and symbols, see introductory text. For explanation of terms, see Appendix A. For statement on reliability, see the note at the end of the table and Appendix C]

NAICS code	Geography, kind of business, and employment size class	Establishments (number)	Paid employees for pay period including March 12 (number)	First-quarter payroll (\$1,000)	Annual payroll (\$1,000)
	GLOUCESTER—Con.				
81	Other services (except public administration)—Con.				
813	Religious, grantmaking, civic, professional, and similar organizations				
	All establishments	198	1 660	6 368	26 503
	Establishments with 1 to 4 employees	116	X	X	X
	Establishments with 5 to 9 employees	43	X	X	X
	Establishments with 10 to 19 employees	22	X	X	X
	Establishments with 20 to 49 employees	10	X	X	X
	Establishments with 50 to 99 employees	6	X	X	X
	Establishments with 100 to 249 employees	1	X	X	X
	Establishments with 250 to 499 employees	—	X	X	X
	Establishments with 500 to 999 employees	—	X	X	X
	Establishments with 1,000 employees or more	—	X	X	X
8131	Religious organizations				
	All establishments	131	1 265	4 724	19 024
	Establishments with 1 to 4 employees	68	X	X	X
	Establishments with 5 to 9 employees	35	X	X	X
	Establishments with 10 to 19 employees	14	X	X	X
	Establishments with 20 to 49 employees	9	X	X	X
	Establishments with 50 to 99 employees	4	X	X	X
	Establishments with 100 to 249 employees	1	X	X	X
	Establishments with 250 to 499 employees	—	X	X	X
	Establishments with 500 to 999 employees	—	X	X	X
	Establishments with 1,000 employees or more	—	X	X	X
81311	Religious organizations				
	All establishments	131	1 265	4 724	19 024
	Establishments with 1 to 4 employees	68	X	X	X
	Establishments with 5 to 9 employees	35	X	X	X
	Establishments with 10 to 19 employees	14	X	X	X
	Establishments with 20 to 49 employees	9	X	X	X
	Establishments with 50 to 99 employees	4	X	X	X
	Establishments with 100 to 249 employees	1	X	X	X
	Establishments with 250 to 499 employees	—	X	X	X
	Establishments with 500 to 999 employees	—	X	X	X
	Establishments with 1,000 employees or more	—	X	X	X
813110	Religious organizations				
	All establishments	131	1 265	4 724	19 024
	Establishments with 1 to 4 employees	68	X	X	X
	Establishments with 5 to 9 employees	35	X	X	X
	Establishments with 10 to 19 employees	14	X	X	X
	Establishments with 20 to 49 employees	9	X	X	X
	Establishments with 50 to 99 employees	4	X	X	X
	Establishments with 100 to 249 employees	1	X	X	X
	Establishments with 250 to 499 employees	—	X	X	X
	Establishments with 500 to 999 employees	—	X	X	X
	Establishments with 1,000 employees or more	—	X	X	X
8134	Civic and social organizations				
	All establishments	13	137	550	2 523
	Establishments with 1 to 4 employees	9	X	X	X
	Establishments with 5 to 9 employees	—	X	X	X
	Establishments with 10 to 19 employees	2	X	X	X
	Establishments with 20 to 49 employees	1	X	X	X
	Establishments with 50 to 99 employees	1	X	X	X
	Establishments with 100 to 249 employees	—	X	X	X
	Establishments with 250 to 499 employees	—	X	X	X
	Establishments with 500 to 999 employees	—	X	X	X
	Establishments with 1,000 employees or more	—	X	X	X
81341	Civic and social organizations				
	All establishments	13	137	550	2 523
	Establishments with 1 to 4 employees	9	X	X	X
	Establishments with 5 to 9 employees	—	X	X	X
	Establishments with 10 to 19 employees	2	X	X	X
	Establishments with 20 to 49 employees	1	X	X	X
	Establishments with 50 to 99 employees	1	X	X	X
	Establishments with 100 to 249 employees	—	X	X	X
	Establishments with 250 to 499 employees	—	X	X	X
	Establishments with 500 to 999 employees	—	X	X	X
	Establishments with 1,000 employees or more	—	X	X	X
813410	Civic and social organizations				
	All establishments	13	137	550	2 523
	Establishments with 1 to 4 employees	9	X	X	X
	Establishments with 5 to 9 employees	—	X	X	X
	Establishments with 10 to 19 employees	2	X	X	X
	Establishments with 20 to 49 employees	1	X	X	X
	Establishments with 50 to 99 employees	1	X	X	X
	Establishments with 100 to 249 employees	—	X	X	X
	Establishments with 250 to 499 employees	—	X	X	X
	Establishments with 500 to 999 employees	—	X	X	X
	Establishments with 1,000 employees or more	—	X	X	X

See footnotes at end of table.

Table 5. Establishments, Employees, and Payroll by Industry and Employment Size of Establishments by County: 2004—Con.

[Excludes most government employees, railroad employees, and self-employed persons. Size class 1 to 4 employees includes establishments having payroll, but no employees, during mid-March pay period. For meaning of abbreviations and symbols, see introductory text. For explanation of terms, see Appendix A. For statement on reliability, see the note at the end of the table and Appendix C]

NAICS code	Geography, kind of business, and employment size class	Establishments (number)	Paid employees for pay period including March 12 (number)	First-quarter payroll (\$1,000)	Annual payroll (\$1,000)
81	GLOUCESTER—Con.				
	Other services (except public administration)—Con.				
813	Religious, grantmaking, civic, professional, and similar organizations—Con.				
8139	Business, professional, labor, political, and similar organizations				
	All establishments	42	207	725	3 249
	Establishments with 1 to 4 employees	32	X	X	X
	Establishments with 5 to 9 employees	4	X	X	X
	Establishments with 10 to 19 employees	5	X	X	X
	Establishments with 20 to 49 employees	—	X	X	X
	Establishments with 50 to 99 employees	1	X	X	X
	Establishments with 100 to 249 employees	—	X	X	X
	Establishments with 250 to 499 employees	—	X	X	X
	Establishments with 500 to 999 employees	—	X	X	X
	Establishments with 1,000 employees or more	—	X	X	X
81393	Labor Unions and Similar Labor Organizations				
	All establishments	18	159	401	1 814
	Establishments with 1 to 4 employees	11	X	X	X
	Establishments with 5 to 9 employees	2	X	X	X
	Establishments with 10 to 19 employees	4	X	X	X
	Establishments with 20 to 49 employees	—	X	X	X
	Establishments with 50 to 99 employees	1	X	X	X
	Establishments with 100 to 249 employees	—	X	X	X
	Establishments with 250 to 499 employees	—	X	X	X
	Establishments with 500 to 999 employees	—	X	X	X
	Establishments with 1,000 employees or more	—	X	X	X
813930	Labor Unions and Similar Labor Organizations				
	All establishments	18	159	401	1 814
	Establishments with 1 to 4 employees	11	X	X	X
	Establishments with 5 to 9 employees	2	X	X	X
	Establishments with 10 to 19 employees	4	X	X	X
	Establishments with 20 to 49 employees	—	X	X	X
	Establishments with 50 to 99 employees	1	X	X	X
	Establishments with 100 to 249 employees	—	X	X	X
	Establishments with 250 to 499 employees	—	X	X	X
	Establishments with 500 to 999 employees	—	X	X	X
	Establishments with 1,000 employees or more	—	X	X	X
99	Industries not classified				
	All establishments	37	b	D	D
	Establishments with 1 to 4 employees	37	X	X	X
	Establishments with 5 to 9 employees	—	X	X	X
	Establishments with 10 to 19 employees	—	X	X	X
	Establishments with 20 to 49 employees	—	X	X	X
	Establishments with 50 to 99 employees	—	X	X	X
	Establishments with 100 to 249 employees	—	X	X	X
	Establishments with 250 to 499 employees	—	X	X	X
	Establishments with 500 to 999 employees	—	X	X	X
	Establishments with 1,000 employees or more	—	X	X	X
	HUDSON				
	Total for all sectors				
	All establishments	13 511	219 803	3 002 454	10 542 848
	Establishments with 1 to 4 employees	8 210	X	X	X
	Establishments with 5 to 9 employees	2 249	X	X	X
	Establishments with 10 to 19 employees	1 345	X	X	X
	Establishments with 20 to 49 employees	970	X	X	X
	Establishments with 50 to 99 employees	381	X	X	X
	Establishments with 100 to 249 employees	231	X	X	X
	Establishments with 250 to 499 employees	78	X	X	X
	Establishments with 500 to 999 employees	28	X	X	X
	Establishments with 1,000 employees or more	19	X	X	X
11	Forestry, fishing & hunting, and agricultural support services (NAICS 113-115)				
	All establishments	1	a	D	D
	Establishments with 1 to 4 employees	1	X	X	X
	Establishments with 5 to 9 employees	—	X	X	X
	Establishments with 10 to 19 employees	—	X	X	X
	Establishments with 20 to 49 employees	—	X	X	X
	Establishments with 50 to 99 employees	—	X	X	X
	Establishments with 100 to 249 employees	—	X	X	X
	Establishments with 250 to 499 employees	—	X	X	X
	Establishments with 500 to 999 employees	—	X	X	X
	Establishments with 1,000 employees or more	—	X	X	X
22	Utilities				
	All establishments	16	f	D	D
	Establishments with 1 to 4 employees	7	X	X	X
	Establishments with 5 to 9 employees	—	X	X	X
	Establishments with 10 to 19 employees	2	X	X	X
	Establishments with 20 to 49 employees	2	X	X	X
	Establishments with 50 to 99 employees	2	X	X	X
	Establishments with 100 to 249 employees	2	X	X	X
	Establishments with 250 to 499 employees	1	X	X	X
	Establishments with 500 to 999 employees	—	X	X	X
	Establishments with 1,000 employees or more	—	X	X	X

See footnotes at end of table.

Table 5. Establishments, Employees, and Payroll by Industry and Employment Size of Establishments by County: 2004—Con.

[Excludes most government employees, railroad employees, and self-employed persons. Size class 1 to 4 employees includes establishments having payroll, but no employees, during mid-March pay period. For meaning of abbreviations and symbols, see introductory text. For explanation of terms, see Appendix A. For statement on reliability, see the note at the end of the table and Appendix C]

NAICS code	Geography, kind of business, and employment size class	Establishments (number)	Paid employees for pay period including March 12 (number)	First-quarter payroll (\$1,000)	Annual payroll (\$1,000)
	HUDSON—Con.				
22	Utilities—Con.				
221	Utilities				
	All establishments	16	f	D	D
	Establishments with 1 to 4 employees	7	X	X	X
	Establishments with 5 to 9 employees	—	X	X	X
	Establishments with 10 to 19 employees	2	X	X	X
	Establishments with 20 to 49 employees	2	X	X	X
	Establishments with 50 to 99 employees	2	X	X	X
	Establishments with 100 to 249 employees	2	X	X	X
	Establishments with 250 to 499 employees	1	X	X	X
	Establishments with 500 to 999 employees	—	X	X	X
	Establishments with 1,000 employees or more	—	X	X	X
2211	Electric power generation, transmission, and distribution				
	All establishments	14	f	D	D
	Establishments with 1 to 4 employees	6	X	X	X
	Establishments with 5 to 9 employees	—	X	X	X
	Establishments with 10 to 19 employees	2	X	X	X
	Establishments with 20 to 49 employees	1	X	X	X
	Establishments with 50 to 99 employees	2	X	X	X
	Establishments with 100 to 249 employees	2	X	X	X
	Establishments with 250 to 499 employees	1	X	X	X
	Establishments with 500 to 999 employees	—	X	X	X
	Establishments with 1,000 employees or more	—	X	X	X
22111	Electric power generation				
	All establishments	8	c	D	D
	Establishments with 1 to 4 employees	5	X	X	X
	Establishments with 5 to 9 employees	—	X	X	X
	Establishments with 10 to 19 employees	2	X	X	X
	Establishments with 20 to 49 employees	—	X	X	X
	Establishments with 50 to 99 employees	1	X	X	X
	Establishments with 100 to 249 employees	—	X	X	X
	Establishments with 250 to 499 employees	—	X	X	X
	Establishments with 500 to 999 employees	—	X	X	X
	Establishments with 1,000 employees or more	—	X	X	X
221112	Fossil fuel electric power generation				
	All establishments	8	c	D	D
	Establishments with 1 to 4 employees	5	X	X	X
	Establishments with 5 to 9 employees	—	X	X	X
	Establishments with 10 to 19 employees	2	X	X	X
	Establishments with 20 to 49 employees	—	X	X	X
	Establishments with 50 to 99 employees	1	X	X	X
	Establishments with 100 to 249 employees	—	X	X	X
	Establishments with 250 to 499 employees	—	X	X	X
	Establishments with 500 to 999 employees	—	X	X	X
	Establishments with 1,000 employees or more	—	X	X	X
22112	Electric power transmission, control, and distribution				
	All establishments	6	f	D	D
	Establishments with 1 to 4 employees	1	X	X	X
	Establishments with 5 to 9 employees	—	X	X	X
	Establishments with 10 to 19 employees	—	X	X	X
	Establishments with 20 to 49 employees	1	X	X	X
	Establishments with 50 to 99 employees	1	X	X	X
	Establishments with 100 to 249 employees	2	X	X	X
	Establishments with 250 to 499 employees	1	X	X	X
	Establishments with 500 to 999 employees	—	X	X	X
	Establishments with 1,000 employees or more	—	X	X	X
221122	Electric power distribution				
	All establishments	6	f	D	D
	Establishments with 1 to 4 employees	1	X	X	X
	Establishments with 5 to 9 employees	—	X	X	X
	Establishments with 10 to 19 employees	—	X	X	X
	Establishments with 20 to 49 employees	1	X	X	X
	Establishments with 50 to 99 employees	1	X	X	X
	Establishments with 100 to 249 employees	2	X	X	X
	Establishments with 250 to 499 employees	1	X	X	X
	Establishments with 500 to 999 employees	—	X	X	X
	Establishments with 1,000 employees or more	—	X	X	X
23	Construction				
	All establishments	813	6 152	62 004	303 415
	Establishments with 1 to 4 employees	547	X	X	X
	Establishments with 5 to 9 employees	131	X	X	X
	Establishments with 10 to 19 employees	70	X	X	X
	Establishments with 20 to 49 employees	46	X	X	X
	Establishments with 50 to 99 employees	13	X	X	X
	Establishments with 100 to 249 employees	4	X	X	X
	Establishments with 250 to 499 employees	2	X	X	X
	Establishments with 500 to 999 employees	—	X	X	X
	Establishments with 1,000 employees or more	—	X	X	X

See footnotes at end of table.

Table 5. Establishments, Employees, and Payroll by Industry and Employment Size of Establishments by County: 2004—Con.

[Excludes most government employees, railroad employees, and self-employed persons. Size class 1 to 4 employees includes establishments having payroll, but no employees, during mid-March pay period. For meaning of abbreviations and symbols, see introductory text. For explanation of terms, see Appendix A. For statement on reliability, see the note at the end of the table and Appendix C]

NAICS code	Geography, kind of business, and employment size class	Establishments (number)	Paid employees for pay period including March 12 (number)	First-quarter payroll (\$1,000)	Annual payroll (\$1,000)
	HUDSON—Con.				
23	Construction—Con.				
236	Construction of buildings				
	All establishments	248	1 114	8 711	44 881
	Establishments with 1 to 4 employees	172	X	X	X
	Establishments with 5 to 9 employees	39	X	X	X
	Establishments with 10 to 19 employees	26	X	X	X
	Establishments with 20 to 49 employees	11	X	X	X
	Establishments with 50 to 99 employees	—	X	X	X
	Establishments with 100 to 249 employees	—	X	X	X
	Establishments with 250 to 499 employees	—	X	X	X
	Establishments with 500 to 999 employees	—	X	X	X
	Establishments with 1,000 employees or more	—	X	X	X
2361	Residential building construction				
	All establishments	202	751	5 329	27 952
	Establishments with 1 to 4 employees	152	X	X	X
	Establishments with 5 to 9 employees	30	X	X	X
	Establishments with 10 to 19 employees	14	X	X	X
	Establishments with 20 to 49 employees	6	X	X	X
	Establishments with 50 to 99 employees	—	X	X	X
	Establishments with 100 to 249 employees	—	X	X	X
	Establishments with 250 to 499 employees	—	X	X	X
	Establishments with 500 to 999 employees	—	X	X	X
	Establishments with 1,000 employees or more	—	X	X	X
23611	Residential building construction				
	All establishments	202	751	5 329	27 952
	Establishments with 1 to 4 employees	152	X	X	X
	Establishments with 5 to 9 employees	30	X	X	X
	Establishments with 10 to 19 employees	14	X	X	X
	Establishments with 20 to 49 employees	6	X	X	X
	Establishments with 50 to 99 employees	—	X	X	X
	Establishments with 100 to 249 employees	—	X	X	X
	Establishments with 250 to 499 employees	—	X	X	X
	Establishments with 500 to 999 employees	—	X	X	X
	Establishments with 1,000 employees or more	—	X	X	X
236115	New single-family housing construction (except operative builders)				
	All establishments	83	288	2 070	9 686
	Establishments with 1 to 4 employees	61	X	X	X
	Establishments with 5 to 9 employees	17	X	X	X
	Establishments with 10 to 19 employees	3	X	X	X
	Establishments with 20 to 49 employees	2	X	X	X
	Establishments with 50 to 99 employees	—	X	X	X
	Establishments with 100 to 249 employees	—	X	X	X
	Establishments with 250 to 499 employees	—	X	X	X
	Establishments with 500 to 999 employees	—	X	X	X
	Establishments with 1,000 employees or more	—	X	X	X
236116	New multifamily housing construction (except operative builders)				
	All establishments	22	152	1 184	7 657
	Establishments with 1 to 4 employees	14	X	X	X
	Establishments with 5 to 9 employees	2	X	X	X
	Establishments with 10 to 19 employees	3	X	X	X
	Establishments with 20 to 49 employees	3	X	X	X
	Establishments with 50 to 99 employees	—	X	X	X
	Establishments with 100 to 249 employees	—	X	X	X
	Establishments with 250 to 499 employees	—	X	X	X
	Establishments with 500 to 999 employees	—	X	X	X
	Establishments with 1,000 employees or more	—	X	X	X
236118	Residential remodelers				
	All establishments	87	288	1 858	9 859
	Establishments with 1 to 4 employees	69	X	X	X
	Establishments with 5 to 9 employees	9	X	X	X
	Establishments with 10 to 19 employees	8	X	X	X
	Establishments with 20 to 49 employees	1	X	X	X
	Establishments with 50 to 99 employees	—	X	X	X
	Establishments with 100 to 249 employees	—	X	X	X
	Establishments with 250 to 499 employees	—	X	X	X
	Establishments with 500 to 999 employees	—	X	X	X
	Establishments with 1,000 employees or more	—	X	X	X
2362	Nonresidential building construction				
	All establishments	46	363	3 382	16 929
	Establishments with 1 to 4 employees	20	X	X	X
	Establishments with 5 to 9 employees	9	X	X	X
	Establishments with 10 to 19 employees	12	X	X	X
	Establishments with 20 to 49 employees	5	X	X	X
	Establishments with 50 to 99 employees	—	X	X	X
	Establishments with 100 to 249 employees	—	X	X	X
	Establishments with 250 to 499 employees	—	X	X	X
	Establishments with 500 to 999 employees	—	X	X	X
	Establishments with 1,000 employees or more	—	X	X	X

See footnotes at end of table.

Table 5. Establishments, Employees, and Payroll by Industry and Employment Size of Establishments by County: 2004—Con.

[Excludes most government employees, railroad employees, and self-employed persons. Size class 1 to 4 employees includes establishments having payroll, but no employees, during mid-March pay period. For meaning of abbreviations and symbols, see introductory text. For explanation of terms, see Appendix A. For statement on reliability, see the note at the end of the table and Appendix C]

NAICS code	Geography, kind of business, and employment size class	Establishments (number)	Paid employees for pay period including March 12 (number)	First-quarter payroll (\$1,000)	Annual payroll (\$1,000)
23	HUDSON—Con.				
	Construction—Con.				
236	Construction of buildings—Con.				
2362	Nonresidential building construction—Con.				
23622	Commercial and institutional building construction				
	All establishments	44	e	D	D
	Establishments with 1 to 4 employees	18	X	X	X
	Establishments with 5 to 9 employees	9	X	X	X
	Establishments with 10 to 19 employees	12	X	X	X
	Establishments with 20 to 49 employees	5	X	X	X
	Establishments with 50 to 99 employees	—	X	X	X
	Establishments with 100 to 249 employees	—	X	X	X
	Establishments with 250 to 499 employees	—	X	X	X
	Establishments with 500 to 999 employees	—	X	X	X
	Establishments with 1,000 employees or more	—	X	X	X
236220	Commercial and institutional building construction				
	All establishments	44	e	D	D
	Establishments with 1 to 4 employees	18	X	X	X
	Establishments with 5 to 9 employees	9	X	X	X
	Establishments with 10 to 19 employees	12	X	X	X
	Establishments with 20 to 49 employees	5	X	X	X
	Establishments with 50 to 99 employees	—	X	X	X
	Establishments with 100 to 249 employees	—	X	X	X
	Establishments with 250 to 499 employees	—	X	X	X
	Establishments with 500 to 999 employees	—	X	X	X
	Establishments with 1,000 employees or more	—	X	X	X
237	Heavy and civil engineering construction				
	All establishments	36	675	13 570	54 974
	Establishments with 1 to 4 employees	21	X	X	X
	Establishments with 5 to 9 employees	4	X	X	X
	Establishments with 10 to 19 employees	5	X	X	X
	Establishments with 20 to 49 employees	2	X	X	X
	Establishments with 50 to 99 employees	2	X	X	X
	Establishments with 100 to 249 employees	2	X	X	X
	Establishments with 250 to 499 employees	—	X	X	X
	Establishments with 500 to 999 employees	—	X	X	X
	Establishments with 1,000 employees or more	—	X	X	X
2371	Utility system construction				
	All establishments	11	c	D	D
	Establishments with 1 to 4 employees	6	X	X	X
	Establishments with 5 to 9 employees	—	X	X	X
	Establishments with 10 to 19 employees	4	X	X	X
	Establishments with 20 to 49 employees	—	X	X	X
	Establishments with 50 to 99 employees	1	X	X	X
	Establishments with 100 to 249 employees	—	X	X	X
	Establishments with 250 to 499 employees	—	X	X	X
	Establishments with 500 to 999 employees	—	X	X	X
	Establishments with 1,000 employees or more	—	X	X	X
23711	Water and sewer line and related structures construction				
	All establishments	9	164	3 831	16 248
	Establishments with 1 to 4 employees	4	X	X	X
	Establishments with 5 to 9 employees	—	X	X	X
	Establishments with 10 to 19 employees	4	X	X	X
	Establishments with 20 to 49 employees	—	X	X	X
	Establishments with 50 to 99 employees	1	X	X	X
	Establishments with 100 to 249 employees	—	X	X	X
	Establishments with 250 to 499 employees	—	X	X	X
	Establishments with 500 to 999 employees	—	X	X	X
	Establishments with 1,000 employees or more	—	X	X	X
237110	Water and sewer line and related structures construction				
	All establishments	9	164	3 831	16 248
	Establishments with 1 to 4 employees	4	X	X	X
	Establishments with 5 to 9 employees	—	X	X	X
	Establishments with 10 to 19 employees	4	X	X	X
	Establishments with 20 to 49 employees	—	X	X	X
	Establishments with 50 to 99 employees	1	X	X	X
	Establishments with 100 to 249 employees	—	X	X	X
	Establishments with 250 to 499 employees	—	X	X	X
	Establishments with 500 to 999 employees	—	X	X	X
	Establishments with 1,000 employees or more	—	X	X	X
2373	Highway, street, and bridge construction				
	All establishments	14	293	3 822	15 573
	Establishments with 1 to 4 employees	8	X	X	X
	Establishments with 5 to 9 employees	2	X	X	X
	Establishments with 10 to 19 employees	1	X	X	X
	Establishments with 20 to 49 employees	1	X	X	X
	Establishments with 50 to 99 employees	1	X	X	X
	Establishments with 100 to 249 employees	1	X	X	X
	Establishments with 250 to 499 employees	—	X	X	X
	Establishments with 500 to 999 employees	—	X	X	X
	Establishments with 1,000 employees or more	—	X	X	X

See footnotes at end of table.

Table 5. Establishments, Employees, and Payroll by Industry and Employment Size of Establishments by County: 2004—Con.

[Excludes most government employees, railroad employees, and self-employed persons. Size class 1 to 4 employees includes establishments having payroll, but no employees, during mid-March pay period. For meaning of abbreviations and symbols, see introductory text. For explanation of terms, see Appendix A. For statement on reliability, see the note at the end of the table and Appendix C]

NAICS code	Geography, kind of business, and employment size class	Establishments (number)	Paid employees for pay period including March 12 (number)	First-quarter payroll (\$1,000)	Annual payroll (\$1,000)
23	HUDSON—Con.				
	Construction—Con.				
237	Heavy and civil engineering construction—Con.				
2373	Highway, street, and bridge construction—Con.				
23731	Highway, street, and bridge construction				
	All establishments	14	293	3 822	15 573
	Establishments with 1 to 4 employees	8	X	X	X
	Establishments with 5 to 9 employees	2	X	X	X
	Establishments with 10 to 19 employees	1	X	X	X
	Establishments with 20 to 49 employees	1	X	X	X
	Establishments with 50 to 99 employees	1	X	X	X
	Establishments with 100 to 249 employees	1	X	X	X
	Establishments with 250 to 499 employees	—	X	X	X
	Establishments with 500 to 999 employees	—	X	X	X
	Establishments with 1,000 employees or more	—	X	X	X
237310	Highway, street, and bridge construction				
	All establishments	14	293	3 822	15 573
	Establishments with 1 to 4 employees	8	X	X	X
	Establishments with 5 to 9 employees	2	X	X	X
	Establishments with 10 to 19 employees	1	X	X	X
	Establishments with 20 to 49 employees	1	X	X	X
	Establishments with 50 to 99 employees	1	X	X	X
	Establishments with 100 to 249 employees	1	X	X	X
	Establishments with 250 to 499 employees	—	X	X	X
	Establishments with 500 to 999 employees	—	X	X	X
	Establishments with 1,000 employees or more	—	X	X	X
2379	Other heavy and civil engineering construction				
	All establishments	5	c	D	D
	Establishments with 1 to 4 employees	2	X	X	X
	Establishments with 5 to 9 employees	1	X	X	X
	Establishments with 10 to 19 employees	—	X	X	X
	Establishments with 20 to 49 employees	1	X	X	X
	Establishments with 50 to 99 employees	—	X	X	X
	Establishments with 100 to 249 employees	1	X	X	X
	Establishments with 250 to 499 employees	—	X	X	X
	Establishments with 500 to 999 employees	—	X	X	X
	Establishments with 1,000 employees or more	—	X	X	X
23799	Other heavy and civil engineering construction				
	All establishments	5	c	D	D
	Establishments with 1 to 4 employees	2	X	X	X
	Establishments with 5 to 9 employees	1	X	X	X
	Establishments with 10 to 19 employees	—	X	X	X
	Establishments with 20 to 49 employees	1	X	X	X
	Establishments with 50 to 99 employees	—	X	X	X
	Establishments with 100 to 249 employees	1	X	X	X
	Establishments with 250 to 499 employees	—	X	X	X
	Establishments with 500 to 999 employees	—	X	X	X
	Establishments with 1,000 employees or more	—	X	X	X
237990	Other heavy and civil engineering construction				
	All establishments	5	c	D	D
	Establishments with 1 to 4 employees	2	X	X	X
	Establishments with 5 to 9 employees	1	X	X	X
	Establishments with 10 to 19 employees	—	X	X	X
	Establishments with 20 to 49 employees	1	X	X	X
	Establishments with 50 to 99 employees	—	X	X	X
	Establishments with 100 to 249 employees	1	X	X	X
	Establishments with 250 to 499 employees	—	X	X	X
	Establishments with 500 to 999 employees	—	X	X	X
	Establishments with 1,000 employees or more	—	X	X	X
238	Specialty trade contractors				
	All establishments	529	4 363	39 723	203 560
	Establishments with 1 to 4 employees	354	X	X	X
	Establishments with 5 to 9 employees	88	X	X	X
	Establishments with 10 to 19 employees	39	X	X	X
	Establishments with 20 to 49 employees	33	X	X	X
	Establishments with 50 to 99 employees	11	X	X	X
	Establishments with 100 to 249 employees	2	X	X	X
	Establishments with 250 to 499 employees	2	X	X	X
	Establishments with 500 to 999 employees	—	X	X	X
	Establishments with 1,000 employees or more	—	X	X	X
2381	Foundation, structure, and building exterior contractors				
	All establishments	126	939	7 328	34 119
	Establishments with 1 to 4 employees	79	X	X	X
	Establishments with 5 to 9 employees	24	X	X	X
	Establishments with 10 to 19 employees	12	X	X	X
	Establishments with 20 to 49 employees	7	X	X	X
	Establishments with 50 to 99 employees	4	X	X	X
	Establishments with 100 to 249 employees	—	X	X	X
	Establishments with 250 to 499 employees	—	X	X	X
	Establishments with 500 to 999 employees	—	X	X	X
	Establishments with 1,000 employees or more	—	X	X	X

See footnotes at end of table.

Table 5. Establishments, Employees, and Payroll by Industry and Employment Size of Establishments by County: 2004—Con.

[Excludes most government employees, railroad employees, and self-employed persons. Size class 1 to 4 employees includes establishments having payroll, but no employees, during mid-March pay period. For meaning of abbreviations and symbols, see introductory text. For explanation of terms, see Appendix A. For statement on reliability, see the note at the end of the table and Appendix C]

NAICS code	Geography, kind of business, and employment size class	Establishments (number)	Paid employees for pay period including March 12 (number)	First-quarter payroll (\$1,000)	Annual payroll (\$1,000)
23	HUDSON—Con.				
	Construction—Con.				
238	Specialty trade contractors—Con.				
2381	Foundation, structure, and building exterior contractors—Con.				
23811	Poured concrete foundation and structure contractors				
	All establishments	16	170	860	4 915
	Establishments with 1 to 4 employees	10	X	X	X
	Establishments with 5 to 9 employees	2	X	X	X
	Establishments with 10 to 19 employees	1	X	X	X
	Establishments with 20 to 49 employees	2	X	X	X
	Establishments with 50 to 99 employees	1	X	X	X
	Establishments with 100 to 249 employees	—	X	X	X
	Establishments with 250 to 499 employees	—	X	X	X
	Establishments with 500 to 999 employees	—	X	X	X
	Establishments with 1,000 employees or more	—	X	X	X
238110	Poured concrete foundation and structure contractors				
	All establishments	16	170	860	4 915
	Establishments with 1 to 4 employees	10	X	X	X
	Establishments with 5 to 9 employees	2	X	X	X
	Establishments with 10 to 19 employees	1	X	X	X
	Establishments with 20 to 49 employees	2	X	X	X
	Establishments with 50 to 99 employees	1	X	X	X
	Establishments with 100 to 249 employees	—	X	X	X
	Establishments with 250 to 499 employees	—	X	X	X
	Establishments with 500 to 999 employees	—	X	X	X
	Establishments with 1,000 employees or more	—	X	X	X
23814	Masonry contractors				
	All establishments	44	331	2 373	11 185
	Establishments with 1 to 4 employees	26	X	X	X
	Establishments with 5 to 9 employees	11	X	X	X
	Establishments with 10 to 19 employees	4	X	X	X
	Establishments with 20 to 49 employees	1	X	X	X
	Establishments with 50 to 99 employees	2	X	X	X
	Establishments with 100 to 249 employees	—	X	X	X
	Establishments with 250 to 499 employees	—	X	X	X
	Establishments with 500 to 999 employees	—	X	X	X
	Establishments with 1,000 employees or more	—	X	X	X
238140	Masonry contractors				
	All establishments	44	331	2 373	11 185
	Establishments with 1 to 4 employees	26	X	X	X
	Establishments with 5 to 9 employees	11	X	X	X
	Establishments with 10 to 19 employees	4	X	X	X
	Establishments with 20 to 49 employees	1	X	X	X
	Establishments with 50 to 99 employees	2	X	X	X
	Establishments with 100 to 249 employees	—	X	X	X
	Establishments with 250 to 499 employees	—	X	X	X
	Establishments with 500 to 999 employees	—	X	X	X
	Establishments with 1,000 employees or more	—	X	X	X
23819	Other foundation, structure, and building exterior contractors				
	All establishments	8	146	2 215	9 305
	Establishments with 1 to 4 employees	3	X	X	X
	Establishments with 5 to 9 employees	1	X	X	X
	Establishments with 10 to 19 employees	1	X	X	X
	Establishments with 20 to 49 employees	2	X	X	X
	Establishments with 50 to 99 employees	1	X	X	X
	Establishments with 100 to 249 employees	—	X	X	X
	Establishments with 250 to 499 employees	—	X	X	X
	Establishments with 500 to 999 employees	—	X	X	X
	Establishments with 1,000 employees or more	—	X	X	X
238190	Other foundation, structure, and building exterior contractors				
	All establishments	8	146	2 215	9 305
	Establishments with 1 to 4 employees	3	X	X	X
	Establishments with 5 to 9 employees	1	X	X	X
	Establishments with 10 to 19 employees	1	X	X	X
	Establishments with 20 to 49 employees	2	X	X	X
	Establishments with 50 to 99 employees	1	X	X	X
	Establishments with 100 to 249 employees	—	X	X	X
	Establishments with 250 to 499 employees	—	X	X	X
	Establishments with 500 to 999 employees	—	X	X	X
	Establishments with 1,000 employees or more	—	X	X	X
2382	Building equipment contractors				
	All establishments	212	1 534	17 940	95 332
	Establishments with 1 to 4 employees	138	X	X	X
	Establishments with 5 to 9 employees	38	X	X	X
	Establishments with 10 to 19 employees	19	X	X	X
	Establishments with 20 to 49 employees	15	X	X	X
	Establishments with 50 to 99 employees	1	X	X	X
	Establishments with 100 to 249 employees	—	X	X	X
	Establishments with 250 to 499 employees	1	X	X	X
	Establishments with 500 to 999 employees	—	X	X	X
	Establishments with 1,000 employees or more	—	X	X	X

See footnotes at end of table.

Table 5. Establishments, Employees, and Payroll by Industry and Employment Size of Establishments by County: 2004—Con.

[Excludes most government employees, railroad employees, and self-employed persons. Size class 1 to 4 employees includes establishments having payroll, but no employees, during mid-March pay period. For meaning of abbreviations and symbols, see introductory text. For explanation of terms, see Appendix A. For statement on reliability, see the note at the end of the table and Appendix C]

NAICS code	Geography, kind of business, and employment size class	Establishments (number)	Paid employees for pay period including March 12 (number)	First-quarter payroll (\$1,000)	Annual payroll (\$1,000)
23	HUDSON—Con.				
	Construction—Con.				
238	Specialty trade contractors—Con.				
2382	Building equipment contractors—Con.				
23821	Electrical Contractors				
	All establishments	100	648	6 115	30 671
	Establishments with 1 to 4 employees	61	X	X	X
	Establishments with 5 to 9 employees	18	X	X	X
	Establishments with 10 to 19 employees	12	X	X	X
	Establishments with 20 to 49 employees	9	X	X	X
	Establishments with 50 to 99 employees	—	X	X	X
	Establishments with 100 to 249 employees	—	X	X	X
	Establishments with 250 to 499 employees	—	X	X	X
	Establishments with 500 to 999 employees	—	X	X	X
	Establishments with 1,000 employees or more	—	X	X	X
238210	Electrical Contractors				
	All establishments	100	648	6 115	30 671
	Establishments with 1 to 4 employees	61	X	X	X
	Establishments with 5 to 9 employees	18	X	X	X
	Establishments with 10 to 19 employees	12	X	X	X
	Establishments with 20 to 49 employees	9	X	X	X
	Establishments with 50 to 99 employees	—	X	X	X
	Establishments with 100 to 249 employees	—	X	X	X
	Establishments with 250 to 499 employees	—	X	X	X
	Establishments with 500 to 999 employees	—	X	X	X
	Establishments with 1,000 employees or more	—	X	X	X
23822	Plumbing, heating, and air-conditioning contractors				
	All establishments	99	824	10 973	60 038
	Establishments with 1 to 4 employees	67	X	X	X
	Establishments with 5 to 9 employees	19	X	X	X
	Establishments with 10 to 19 employees	6	X	X	X
	Establishments with 20 to 49 employees	5	X	X	X
	Establishments with 50 to 99 employees	1	X	X	X
	Establishments with 100 to 249 employees	—	X	X	X
	Establishments with 250 to 499 employees	1	X	X	X
	Establishments with 500 to 999 employees	—	X	X	X
	Establishments with 1,000 employees or more	—	X	X	X
238220	Plumbing, heating, and air-conditioning contractors				
	All establishments	99	824	10 973	60 038
	Establishments with 1 to 4 employees	67	X	X	X
	Establishments with 5 to 9 employees	19	X	X	X
	Establishments with 10 to 19 employees	6	X	X	X
	Establishments with 20 to 49 employees	5	X	X	X
	Establishments with 50 to 99 employees	1	X	X	X
	Establishments with 100 to 249 employees	—	X	X	X
	Establishments with 250 to 499 employees	1	X	X	X
	Establishments with 500 to 999 employees	—	X	X	X
	Establishments with 1,000 employees or more	—	X	X	X
2383	Building finishing contractors				
	All establishments	141	1 016	7 759	38 864
	Establishments with 1 to 4 employees	107	X	X	X
	Establishments with 5 to 9 employees	17	X	X	X
	Establishments with 10 to 19 employees	7	X	X	X
	Establishments with 20 to 49 employees	5	X	X	X
	Establishments with 50 to 99 employees	3	X	X	X
	Establishments with 100 to 249 employees	2	X	X	X
	Establishments with 250 to 499 employees	—	X	X	X
	Establishments with 500 to 999 employees	—	X	X	X
	Establishments with 1,000 employees or more	—	X	X	X
23832	Painting and wall covering contractors				
	All establishments	39	333	1 591	8 191
	Establishments with 1 to 4 employees	32	X	X	X
	Establishments with 5 to 9 employees	3	X	X	X
	Establishments with 10 to 19 employees	—	X	X	X
	Establishments with 20 to 49 employees	2	X	X	X
	Establishments with 50 to 99 employees	1	X	X	X
	Establishments with 100 to 249 employees	1	X	X	X
	Establishments with 250 to 499 employees	—	X	X	X
	Establishments with 500 to 999 employees	—	X	X	X
	Establishments with 1,000 employees or more	—	X	X	X
238320	Painting and wall covering contractors				
	All establishments	39	333	1 591	8 191
	Establishments with 1 to 4 employees	32	X	X	X
	Establishments with 5 to 9 employees	3	X	X	X
	Establishments with 10 to 19 employees	—	X	X	X
	Establishments with 20 to 49 employees	2	X	X	X
	Establishments with 50 to 99 employees	1	X	X	X
	Establishments with 100 to 249 employees	1	X	X	X
	Establishments with 250 to 499 employees	—	X	X	X
	Establishments with 500 to 999 employees	—	X	X	X
	Establishments with 1,000 employees or more	—	X	X	X

See footnotes at end of table.

Table 5. Establishments, Employees, and Payroll by Industry and Employment Size of Establishments by County: 2004—Con.

[Excludes most government employees, railroad employees, and self-employed persons. Size class 1 to 4 employees includes establishments having payroll, but no employees, during mid-March pay period. For meaning of abbreviations and symbols, see introductory text. For explanation of terms, see Appendix A. For statement on reliability, see the note at the end of the table and Appendix C]

NAICS code	Geography, kind of business, and employment size class	Establishments (number)	Paid employees for pay period including March 12 (number)	First-quarter payroll (\$1,000)	Annual payroll (\$1,000)
23	HUDSON—Con.				
	Construction—Con.				
238	Specialty trade contractors—Con.				
2383	Building finishing contractors—Con.				
23833	Flooring contractors				
	All establishments	20	156	1 790	7 962
	Establishments with 1 to 4 employees	14	X	X	X
	Establishments with 5 to 9 employees	4	X	X	X
	Establishments with 10 to 19 employees	1	X	X	X
	Establishments with 20 to 49 employees	—	X	X	X
	Establishments with 50 to 99 employees	1	X	X	X
	Establishments with 100 to 249 employees	—	X	X	X
	Establishments with 250 to 499 employees	—	X	X	X
	Establishments with 500 to 999 employees	—	X	X	X
	Establishments with 1,000 employees or more	—	X	X	X
238330	Flooring contractors				
	All establishments	20	156	1 790	7 962
	Establishments with 1 to 4 employees	14	X	X	X
	Establishments with 5 to 9 employees	4	X	X	X
	Establishments with 10 to 19 employees	1	X	X	X
	Establishments with 20 to 49 employees	—	X	X	X
	Establishments with 50 to 99 employees	1	X	X	X
	Establishments with 100 to 249 employees	—	X	X	X
	Establishments with 250 to 499 employees	—	X	X	X
	Establishments with 500 to 999 employees	—	X	X	X
	Establishments with 1,000 employees or more	—	X	X	X
23835	Finish carpentry contractors				
	All establishments	52	309	2 318	10 919
	Establishments with 1 to 4 employees	39	X	X	X
	Establishments with 5 to 9 employees	7	X	X	X
	Establishments with 10 to 19 employees	4	X	X	X
	Establishments with 20 to 49 employees	1	X	X	X
	Establishments with 50 to 99 employees	—	X	X	X
	Establishments with 100 to 249 employees	1	X	X	X
	Establishments with 250 to 499 employees	—	X	X	X
	Establishments with 500 to 999 employees	—	X	X	X
	Establishments with 1,000 employees or more	—	X	X	X
238350	Finish carpentry contractors				
	All establishments	52	309	2 318	10 919
	Establishments with 1 to 4 employees	39	X	X	X
	Establishments with 5 to 9 employees	7	X	X	X
	Establishments with 10 to 19 employees	4	X	X	X
	Establishments with 20 to 49 employees	1	X	X	X
	Establishments with 50 to 99 employees	—	X	X	X
	Establishments with 100 to 249 employees	1	X	X	X
	Establishments with 250 to 499 employees	—	X	X	X
	Establishments with 500 to 999 employees	—	X	X	X
	Establishments with 1,000 employees or more	—	X	X	X
23839	Other building finishing contractors				
	All establishments	11	166	1 420	7 714
	Establishments with 1 to 4 employees	5	X	X	X
	Establishments with 5 to 9 employees	2	X	X	X
	Establishments with 10 to 19 employees	1	X	X	X
	Establishments with 20 to 49 employees	2	X	X	X
	Establishments with 50 to 99 employees	1	X	X	X
	Establishments with 100 to 249 employees	—	X	X	X
	Establishments with 250 to 499 employees	—	X	X	X
	Establishments with 500 to 999 employees	—	X	X	X
	Establishments with 1,000 employees or more	—	X	X	X
238390	Other building finishing contractors				
	All establishments	11	166	1 420	7 714
	Establishments with 1 to 4 employees	5	X	X	X
	Establishments with 5 to 9 employees	2	X	X	X
	Establishments with 10 to 19 employees	1	X	X	X
	Establishments with 20 to 49 employees	2	X	X	X
	Establishments with 50 to 99 employees	1	X	X	X
	Establishments with 100 to 249 employees	—	X	X	X
	Establishments with 250 to 499 employees	—	X	X	X
	Establishments with 500 to 999 employees	—	X	X	X
	Establishments with 1,000 employees or more	—	X	X	X
2389	Other specialty trade contractors				
	All establishments	50	874	6 696	35 245
	Establishments with 1 to 4 employees	30	X	X	X
	Establishments with 5 to 9 employees	9	X	X	X
	Establishments with 10 to 19 employees	1	X	X	X
	Establishments with 20 to 49 employees	6	X	X	X
	Establishments with 50 to 99 employees	3	X	X	X
	Establishments with 100 to 249 employees	—	X	X	X
	Establishments with 250 to 499 employees	1	X	X	X
	Establishments with 500 to 999 employees	—	X	X	X
	Establishments with 1,000 employees or more	—	X	X	X

See footnotes at end of table.

Table 5. Establishments, Employees, and Payroll by Industry and Employment Size of Establishments by County: 2004—Con.

[Excludes most government employees, railroad employees, and self-employed persons. Size class 1 to 4 employees includes establishments having payroll, but no employees, during mid-March pay period. For meaning of abbreviations and symbols, see introductory text. For explanation of terms, see Appendix A. For statement on reliability, see the note at the end of the table and Appendix C]

NAICS code	Geography, kind of business, and employment size class	Establishments (number)	Paid employees for pay period including March 12 (number)	First-quarter payroll (\$1,000)	Annual payroll (\$1,000)
23	HUDSON—Con.				
	Construction—Con.				
238	Specialty trade contractors—Con.				
2389	Other specialty trade contractors—Con.				
23891	Site preparation contractors				
	All establishments	21	727	5 763	30 853
	Establishments with 1 to 4 employees	7	X	X	X
	Establishments with 5 to 9 employees	6	X	X	X
	Establishments with 10 to 19 employees	—	X	X	X
	Establishments with 20 to 49 employees	5	X	X	X
	Establishments with 50 to 99 employees	2	X	X	X
	Establishments with 100 to 249 employees	—	X	X	X
	Establishments with 250 to 499 employees	1	X	X	X
	Establishments with 500 to 999 employees	—	X	X	X
	Establishments with 1,000 employees or more	—	X	X	X
238910	Site preparation contractors				
	All establishments	21	727	5 763	30 853
	Establishments with 1 to 4 employees	7	X	X	X
	Establishments with 5 to 9 employees	6	X	X	X
	Establishments with 10 to 19 employees	—	X	X	X
	Establishments with 20 to 49 employees	5	X	X	X
	Establishments with 50 to 99 employees	2	X	X	X
	Establishments with 100 to 249 employees	—	X	X	X
	Establishments with 250 to 499 employees	1	X	X	X
	Establishments with 500 to 999 employees	—	X	X	X
	Establishments with 1,000 employees or more	—	X	X	X
23899	All other specialty trade contractors				
	All establishments	29	147	933	4 392
	Establishments with 1 to 4 employees	23	X	X	X
	Establishments with 5 to 9 employees	3	X	X	X
	Establishments with 10 to 19 employees	1	X	X	X
	Establishments with 20 to 49 employees	1	X	X	X
	Establishments with 50 to 99 employees	1	X	X	X
	Establishments with 100 to 249 employees	—	X	X	X
	Establishments with 250 to 499 employees	—	X	X	X
	Establishments with 500 to 999 employees	—	X	X	X
	Establishments with 1,000 employees or more	—	X	X	X
238990	All other specialty trade contractors				
	All establishments	29	147	933	4 392
	Establishments with 1 to 4 employees	23	X	X	X
	Establishments with 5 to 9 employees	3	X	X	X
	Establishments with 10 to 19 employees	1	X	X	X
	Establishments with 20 to 49 employees	1	X	X	X
	Establishments with 50 to 99 employees	1	X	X	X
	Establishments with 100 to 249 employees	—	X	X	X
	Establishments with 250 to 499 employees	—	X	X	X
	Establishments with 500 to 999 employees	—	X	X	X
	Establishments with 1,000 employees or more	—	X	X	X
31-33	Manufacturing				
	All establishments	591	12 037	107 405	463 961
	Establishments with 1 to 4 employees	264	X	X	X
	Establishments with 5 to 9 employees	119	X	X	X
	Establishments with 10 to 19 employees	77	X	X	X
	Establishments with 20 to 49 employees	72	X	X	X
	Establishments with 50 to 99 employees	35	X	X	X
	Establishments with 100 to 249 employees	17	X	X	X
	Establishments with 250 to 499 employees	6	X	X	X
	Establishments with 500 to 999 employees	1	X	X	X
	Establishments with 1,000 employees or more	—	X	X	X
311	Food manufacturing				
	All establishments	83	1 794	12 406	50 625
	Establishments with 1 to 4 employees	39	X	X	X
	Establishments with 5 to 9 employees	21	X	X	X
	Establishments with 10 to 19 employees	10	X	X	X
	Establishments with 20 to 49 employees	5	X	X	X
	Establishments with 50 to 99 employees	5	X	X	X
	Establishments with 100 to 249 employees	1	X	X	X
	Establishments with 250 to 499 employees	2	X	X	X
	Establishments with 500 to 999 employees	—	X	X	X
	Establishments with 1,000 employees or more	—	X	X	X
3111	Animal food manufacturing				
	All establishments	1	c	D	D
	Establishments with 1 to 4 employees	—	X	X	X
	Establishments with 5 to 9 employees	—	X	X	X
	Establishments with 10 to 19 employees	—	X	X	X
	Establishments with 20 to 49 employees	—	X	X	X
	Establishments with 50 to 99 employees	—	X	X	X
	Establishments with 100 to 249 employees	1	X	X	X
	Establishments with 250 to 499 employees	—	X	X	X
	Establishments with 500 to 999 employees	—	X	X	X
	Establishments with 1,000 employees or more	—	X	X	X

See footnotes at end of table.

Table 5. Establishments, Employees, and Payroll by Industry and Employment Size of Establishments by County: 2004—Con.

[Excludes most government employees, railroad employees, and self-employed persons. Size class 1 to 4 employees includes establishments having payroll, but no employees, during mid-March pay period. For meaning of abbreviations and symbols, see introductory text. For explanation of terms, see Appendix A. For statement on reliability, see the note at the end of the table and Appendix C]

NAICS code	Geography, kind of business, and employment size class	Establishments (number)	Paid employees for pay period including March 12 (number)	First-quarter payroll (\$1,000)	Annual payroll (\$1,000)
HUDSON—Con.					
31-33	Manufacturing—Con.				
311	Food manufacturing—Con.				
3111	Animal food manufacturing—Con.				
31111	Animal food manufacturing				
	All establishments	1	c	D	D
	Establishments with 1 to 4 employees	—	X	X	X
	Establishments with 5 to 9 employees	—	X	X	X
	Establishments with 10 to 19 employees	—	X	X	X
	Establishments with 20 to 49 employees	—	X	X	X
	Establishments with 50 to 99 employees	—	X	X	X
	Establishments with 100 to 249 employees	1	X	X	X
	Establishments with 250 to 499 employees	—	X	X	X
	Establishments with 500 to 999 employees	—	X	X	X
	Establishments with 1,000 employees or more	—	X	X	X
311111	Dog and cat food manufacturing				
	All establishments	1	c	D	D
	Establishments with 1 to 4 employees	—	X	X	X
	Establishments with 5 to 9 employees	—	X	X	X
	Establishments with 10 to 19 employees	—	X	X	X
	Establishments with 20 to 49 employees	—	X	X	X
	Establishments with 50 to 99 employees	—	X	X	X
	Establishments with 100 to 249 employees	1	X	X	X
	Establishments with 250 to 499 employees	—	X	X	X
	Establishments with 500 to 999 employees	—	X	X	X
	Establishments with 1,000 employees or more	—	X	X	X
3116	Animal slaughtering and processing				
	All establishments	11	137	986	4 584
	Establishments with 1 to 4 employees	3	X	X	X
	Establishments with 5 to 9 employees	5	X	X	X
	Establishments with 10 to 19 employees	2	X	X	X
	Establishments with 20 to 49 employees	—	X	X	X
	Establishments with 50 to 99 employees	1	X	X	X
	Establishments with 100 to 249 employees	—	X	X	X
	Establishments with 250 to 499 employees	—	X	X	X
	Establishments with 500 to 999 employees	—	X	X	X
	Establishments with 1,000 employees or more	—	X	X	X
31161	Animal slaughtering and processing				
	All establishments	11	137	986	4 584
	Establishments with 1 to 4 employees	3	X	X	X
	Establishments with 5 to 9 employees	5	X	X	X
	Establishments with 10 to 19 employees	2	X	X	X
	Establishments with 20 to 49 employees	—	X	X	X
	Establishments with 50 to 99 employees	1	X	X	X
	Establishments with 100 to 249 employees	—	X	X	X
	Establishments with 250 to 499 employees	—	X	X	X
	Establishments with 500 to 999 employees	—	X	X	X
	Establishments with 1,000 employees or more	—	X	X	X
311612	Meat processed from carcasses				
	All establishments	7	105	775	3 601
	Establishments with 1 to 4 employees	2	X	X	X
	Establishments with 5 to 9 employees	3	X	X	X
	Establishments with 10 to 19 employees	1	X	X	X
	Establishments with 20 to 49 employees	—	X	X	X
	Establishments with 50 to 99 employees	1	X	X	X
	Establishments with 100 to 249 employees	—	X	X	X
	Establishments with 250 to 499 employees	—	X	X	X
	Establishments with 500 to 999 employees	—	X	X	X
	Establishments with 1,000 employees or more	—	X	X	X
3118	Bakeries and tortilla manufacturing				
	All establishments	53	692	4 459	17 949
	Establishments with 1 to 4 employees	31	X	X	X
	Establishments with 5 to 9 employees	13	X	X	X
	Establishments with 10 to 19 employees	4	X	X	X
	Establishments with 20 to 49 employees	2	X	X	X
	Establishments with 50 to 99 employees	2	X	X	X
	Establishments with 100 to 249 employees	—	X	X	X
	Establishments with 250 to 499 employees	1	X	X	X
	Establishments with 500 to 999 employees	—	X	X	X
	Establishments with 1,000 employees or more	—	X	X	X
31181	Bread and bakery product manufacturing				
	All establishments	50	681	4 414	17 755
	Establishments with 1 to 4 employees	28	X	X	X
	Establishments with 5 to 9 employees	13	X	X	X
	Establishments with 10 to 19 employees	4	X	X	X
	Establishments with 20 to 49 employees	2	X	X	X
	Establishments with 50 to 99 employees	2	X	X	X
	Establishments with 100 to 249 employees	—	X	X	X
	Establishments with 250 to 499 employees	1	X	X	X
	Establishments with 500 to 999 employees	—	X	X	X
	Establishments with 1,000 employees or more	—	X	X	X

See footnotes at end of table.

Table 5. Establishments, Employees, and Payroll by Industry and Employment Size of Establishments by County: 2004—Con.

[Excludes most government employees, railroad employees, and self-employed persons. Size class 1 to 4 employees includes establishments having payroll, but no employees, during mid-March pay period. For meaning of abbreviations and symbols, see introductory text. For explanation of terms, see Appendix A. For statement on reliability, see the note at the end of the table and Appendix C]

NAICS code	Geography, kind of business, and employment size class	Establishments (number)	Paid employees for pay period including March 12 (number)	First-quarter payroll (\$1,000)	Annual payroll (\$1,000)
HUDSON—Con.					
31-33	Manufacturing—Con.				
311	Food manufacturing—Con.				
3118	Bakeries and tortilla manufacturing—Con.				
31181	Bread and bakery product manufacturing—Con.				
311811	Retail bakeries				
	All establishments	39	235	900	3 534
	Establishments with 1 to 4 employees	23	X	X	X
	Establishments with 5 to 9 employees	11	X	X	X
	Establishments with 10 to 19 employees	3	X	X	X
	Establishments with 20 to 49 employees	2	X	X	X
	Establishments with 50 to 99 employees	—	X	X	X
	Establishments with 100 to 249 employees	—	X	X	X
	Establishments with 250 to 499 employees	—	X	X	X
	Establishments with 500 to 999 employees	—	X	X	X
	Establishments with 1,000 employees or more	—	X	X	X
311812	Commercial bakeries				
	All establishments	11	446	3 514	14 221
	Establishments with 1 to 4 employees	5	X	X	X
	Establishments with 5 to 9 employees	2	X	X	X
	Establishments with 10 to 19 employees	1	X	X	X
	Establishments with 20 to 49 employees	—	X	X	X
	Establishments with 50 to 99 employees	2	X	X	X
	Establishments with 100 to 249 employees	—	X	X	X
	Establishments with 250 to 499 employees	1	X	X	X
	Establishments with 500 to 999 employees	—	X	X	X
	Establishments with 1,000 employees or more	—	X	X	X
3119	Other food manufacturing				
	All establishments	11	704	5 244	20 751
	Establishments with 1 to 4 employees	2	X	X	X
	Establishments with 5 to 9 employees	2	X	X	X
	Establishments with 10 to 19 employees	2	X	X	X
	Establishments with 20 to 49 employees	2	X	X	X
	Establishments with 50 to 99 employees	2	X	X	X
	Establishments with 100 to 249 employees	—	X	X	X
	Establishments with 250 to 499 employees	1	X	X	X
	Establishments with 500 to 999 employees	—	X	X	X
	Establishments with 1,000 employees or more	—	X	X	X
31194	Seasoning and dressing manufacturing				
	All establishments	3	578	3 724	15 405
	Establishments with 1 to 4 employees	—	X	X	X
	Establishments with 5 to 9 employees	—	X	X	X
	Establishments with 10 to 19 employees	—	X	X	X
	Establishments with 20 to 49 employees	1	X	X	X
	Establishments with 50 to 99 employees	1	X	X	X
	Establishments with 100 to 249 employees	—	X	X	X
	Establishments with 250 to 499 employees	1	X	X	X
	Establishments with 500 to 999 employees	—	X	X	X
	Establishments with 1,000 employees or more	—	X	X	X
311942	Spice and extract manufacturing				
	All establishments	1	e	D	D
	Establishments with 1 to 4 employees	—	X	X	X
	Establishments with 5 to 9 employees	—	X	X	X
	Establishments with 10 to 19 employees	—	X	X	X
	Establishments with 20 to 49 employees	—	X	X	X
	Establishments with 50 to 99 employees	—	X	X	X
	Establishments with 100 to 249 employees	—	X	X	X
	Establishments with 250 to 499 employees	1	X	X	X
	Establishments with 500 to 999 employees	—	X	X	X
	Establishments with 1,000 employees or more	—	X	X	X
312	Beverage and tobacco product manufacturing				
	All establishments	3	c	D	D
	Establishments with 1 to 4 employees	1	X	X	X
	Establishments with 5 to 9 employees	—	X	X	X
	Establishments with 10 to 19 employees	1	X	X	X
	Establishments with 20 to 49 employees	—	X	X	X
	Establishments with 50 to 99 employees	—	X	X	X
	Establishments with 100 to 249 employees	1	X	X	X
	Establishments with 250 to 499 employees	—	X	X	X
	Establishments with 500 to 999 employees	—	X	X	X
	Establishments with 1,000 employees or more	—	X	X	X
3121	Beverage manufacturing				
	All establishments	3	c	D	D
	Establishments with 1 to 4 employees	1	X	X	X
	Establishments with 5 to 9 employees	—	X	X	X
	Establishments with 10 to 19 employees	1	X	X	X
	Establishments with 20 to 49 employees	—	X	X	X
	Establishments with 50 to 99 employees	—	X	X	X
	Establishments with 100 to 249 employees	1	X	X	X
	Establishments with 250 to 499 employees	—	X	X	X
	Establishments with 500 to 999 employees	—	X	X	X
	Establishments with 1,000 employees or more	—	X	X	X

See footnotes at end of table.

Table 5. Establishments, Employees, and Payroll by Industry and Employment Size of Establishments by County: 2004—Con.

[Excludes most government employees, railroad employees, and self-employed persons. Size class 1 to 4 employees includes establishments having payroll, but no employees, during mid-March pay period. For meaning of abbreviations and symbols, see introductory text. For explanation of terms, see Appendix A. For statement on reliability, see the note at the end of the table and Appendix C]

NAICS code	Geography, kind of business, and employment size class	Establishments (number)	Paid employees for pay period including March 12 (number)	First-quarter payroll (\$1,000)	Annual payroll (\$1,000)
31-33	HUDSON—Con.				
	Manufacturing—Con.				
312	Beverage and tobacco product manufacturing—Con.				
3121	Beverage manufacturing—Con.				
31213	Wineries				
	All establishments	1	c	D	D
	Establishments with 1 to 4 employees	—	X	X	X
	Establishments with 5 to 9 employees	—	X	X	X
	Establishments with 10 to 19 employees	—	X	X	X
	Establishments with 20 to 49 employees	—	X	X	X
	Establishments with 50 to 99 employees	—	X	X	X
	Establishments with 100 to 249 employees	1	X	X	X
	Establishments with 250 to 499 employees	—	X	X	X
	Establishments with 500 to 999 employees	—	X	X	X
	Establishments with 1,000 employees or more	—	X	X	X
312130	Wineries				
	All establishments	1	c	D	D
	Establishments with 1 to 4 employees	—	X	X	X
	Establishments with 5 to 9 employees	—	X	X	X
	Establishments with 10 to 19 employees	—	X	X	X
	Establishments with 20 to 49 employees	—	X	X	X
	Establishments with 50 to 99 employees	—	X	X	X
	Establishments with 100 to 249 employees	1	X	X	X
	Establishments with 250 to 499 employees	—	X	X	X
	Establishments with 500 to 999 employees	—	X	X	X
	Establishments with 1,000 employees or more	—	X	X	X
313	Textile mills				
	All establishments	45	626	3 875	16 368
	Establishments with 1 to 4 employees	23	X	X	X
	Establishments with 5 to 9 employees	10	X	X	X
	Establishments with 10 to 19 employees	3	X	X	X
	Establishments with 20 to 49 employees	5	X	X	X
	Establishments with 50 to 99 employees	3	X	X	X
	Establishments with 100 to 249 employees	1	X	X	X
	Establishments with 250 to 499 employees	—	X	X	X
	Establishments with 500 to 999 employees	—	X	X	X
	Establishments with 1,000 employees or more	—	X	X	X
3132	Fabric mills				
	All establishments	36	544	3 073	13 095
	Establishments with 1 to 4 employees	17	X	X	X
	Establishments with 5 to 9 employees	9	X	X	X
	Establishments with 10 to 19 employees	3	X	X	X
	Establishments with 20 to 49 employees	3	X	X	X
	Establishments with 50 to 99 employees	3	X	X	X
	Establishments with 100 to 249 employees	1	X	X	X
	Establishments with 250 to 499 employees	—	X	X	X
	Establishments with 500 to 999 employees	—	X	X	X
	Establishments with 1,000 employees or more	—	X	X	X
31322	Narrow fabric mills and schiffli machine embroidery				
	All establishments	22	e	D	D
	Establishments with 1 to 4 employees	14	X	X	X
	Establishments with 5 to 9 employees	5	X	X	X
	Establishments with 10 to 19 employees	1	X	X	X
	Establishments with 20 to 49 employees	—	X	X	X
	Establishments with 50 to 99 employees	1	X	X	X
	Establishments with 100 to 249 employees	1	X	X	X
	Establishments with 250 to 499 employees	—	X	X	X
	Establishments with 500 to 999 employees	—	X	X	X
	Establishments with 1,000 employees or more	—	X	X	X
313222	Schiffli machine embroidery				
	All establishments	21	e	D	D
	Establishments with 1 to 4 employees	14	X	X	X
	Establishments with 5 to 9 employees	4	X	X	X
	Establishments with 10 to 19 employees	1	X	X	X
	Establishments with 20 to 49 employees	—	X	X	X
	Establishments with 50 to 99 employees	1	X	X	X
	Establishments with 100 to 249 employees	1	X	X	X
	Establishments with 250 to 499 employees	—	X	X	X
	Establishments with 500 to 999 employees	—	X	X	X
	Establishments with 1,000 employees or more	—	X	X	X
31324	Knit fabric mills				
	All establishments	12	237	1 461	7 278
	Establishments with 1 to 4 employees	2	X	X	X
	Establishments with 5 to 9 employees	4	X	X	X
	Establishments with 10 to 19 employees	2	X	X	X
	Establishments with 20 to 49 employees	2	X	X	X
	Establishments with 50 to 99 employees	2	X	X	X
	Establishments with 100 to 249 employees	—	X	X	X
	Establishments with 250 to 499 employees	—	X	X	X
	Establishments with 500 to 999 employees	—	X	X	X
	Establishments with 1,000 employees or more	—	X	X	X

See footnotes at end of table.

Table 5. Establishments, Employees, and Payroll by Industry and Employment Size of Establishments by County: 2004—Con.

[Excludes most government employees, railroad employees, and self-employed persons. Size class 1 to 4 employees includes establishments having payroll, but no employees, during mid-March pay period. For meaning of abbreviations and symbols, see introductory text. For explanation of terms, see Appendix A. For statement on reliability, see the note at the end of the table and Appendix C]

NAICS code	Geography, kind of business, and employment size class	Establishments (number)	Paid employees for pay period including March 12 (number)	First-quarter payroll (\$1,000)	Annual payroll (\$1,000)
HUDSON—Con.					
31-33	Manufacturing—Con.				
313	Textile mills—Con.				
3132	Fabric mills—Con.				
31324	Knit fabric mills—Con.				
313249	Other knit fabric and lace mills				
	All establishments	12	237	1 461	7 278
	Establishments with 1 to 4 employees	2	X	X	X
	Establishments with 5 to 9 employees	4	X	X	X
	Establishments with 10 to 19 employees	2	X	X	X
	Establishments with 20 to 49 employees	2	X	X	X
	Establishments with 50 to 99 employees	2	X	X	X
	Establishments with 100 to 249 employees	—	X	X	X
	Establishments with 250 to 499 employees	—	X	X	X
	Establishments with 500 to 999 employees	—	X	X	X
	Establishments with 1,000 employees or more	—	X	X	X
314	Textile product mills				
	All establishments	33	306	1 510	6 328
	Establishments with 1 to 4 employees	18	X	X	X
	Establishments with 5 to 9 employees	8	X	X	X
	Establishments with 10 to 19 employees	3	X	X	X
	Establishments with 20 to 49 employees	3	X	X	X
	Establishments with 50 to 99 employees	1	X	X	X
	Establishments with 100 to 249 employees	—	X	X	X
	Establishments with 250 to 499 employees	—	X	X	X
	Establishments with 500 to 999 employees	—	X	X	X
	Establishments with 1,000 employees or more	—	X	X	X
3149	Other textile product mills				
	All establishments	28	c	D	D
	Establishments with 1 to 4 employees	18	X	X	X
	Establishments with 5 to 9 employees	5	X	X	X
	Establishments with 10 to 19 employees	2	X	X	X
	Establishments with 20 to 49 employees	2	X	X	X
	Establishments with 50 to 99 employees	1	X	X	X
	Establishments with 100 to 249 employees	—	X	X	X
	Establishments with 250 to 499 employees	—	X	X	X
	Establishments with 500 to 999 employees	—	X	X	X
	Establishments with 1,000 employees or more	—	X	X	X
31499	All other textile product mills				
	All establishments	24	183	1 014	4 355
	Establishments with 1 to 4 employees	15	X	X	X
	Establishments with 5 to 9 employees	5	X	X	X
	Establishments with 10 to 19 employees	2	X	X	X
	Establishments with 20 to 49 employees	2	X	X	X
	Establishments with 50 to 99 employees	—	X	X	X
	Establishments with 100 to 249 employees	—	X	X	X
	Establishments with 250 to 499 employees	—	X	X	X
	Establishments with 500 to 999 employees	—	X	X	X
	Establishments with 1,000 employees or more	—	X	X	X
314999	All other miscellaneous textile product mills				
	All establishments	24	183	1 014	4 355
	Establishments with 1 to 4 employees	15	X	X	X
	Establishments with 5 to 9 employees	5	X	X	X
	Establishments with 10 to 19 employees	2	X	X	X
	Establishments with 20 to 49 employees	2	X	X	X
	Establishments with 50 to 99 employees	—	X	X	X
	Establishments with 100 to 249 employees	—	X	X	X
	Establishments with 250 to 499 employees	—	X	X	X
	Establishments with 500 to 999 employees	—	X	X	X
	Establishments with 1,000 employees or more	—	X	X	X
315	Apparel manufacturing				
	All establishments	94	1 934	13 691	62 334
	Establishments with 1 to 4 employees	39	X	X	X
	Establishments with 5 to 9 employees	22	X	X	X
	Establishments with 10 to 19 employees	10	X	X	X
	Establishments with 20 to 49 employees	16	X	X	X
	Establishments with 50 to 99 employees	4	X	X	X
	Establishments with 100 to 249 employees	1	X	X	X
	Establishments with 250 to 499 employees	2	X	X	X
	Establishments with 500 to 999 employees	—	X	X	X
	Establishments with 1,000 employees or more	—	X	X	X
3151	Apparel knitting mills				
	All establishments	8	116	1 162	4 200
	Establishments with 1 to 4 employees	2	X	X	X
	Establishments with 5 to 9 employees	1	X	X	X
	Establishments with 10 to 19 employees	3	X	X	X
	Establishments with 20 to 49 employees	2	X	X	X
	Establishments with 50 to 99 employees	—	X	X	X
	Establishments with 100 to 249 employees	—	X	X	X
	Establishments with 250 to 499 employees	—	X	X	X
	Establishments with 500 to 999 employees	—	X	X	X
	Establishments with 1,000 employees or more	—	X	X	X

See footnotes at end of table.

Table 5. Establishments, Employees, and Payroll by Industry and Employment Size of Establishments by County: 2004—Con.

[Excludes most government employees, railroad employees, and self-employed persons. Size class 1 to 4 employees includes establishments having payroll, but no employees, during mid-March pay period. For meaning of abbreviations and symbols, see introductory text. For explanation of terms, see Appendix A. For statement on reliability, see the note at the end of the table and Appendix C]

NAICS code	Geography, kind of business, and employment size class	Establishments (number)	Paid employees for pay period including March 12 (number)	First-quarter payroll (\$1,000)	Annual payroll (\$1,000)
	HUDSON—Con.				
31-33	Manufacturing—Con.				
315	Apparel manufacturing—Con.				
3151	Apparel knitting mills—Con.				
31519	Other apparel knitting mills				
	All establishments	8	116	1 162	4 200
	Establishments with 1 to 4 employees	2	X	X	X
	Establishments with 5 to 9 employees	1	X	X	X
	Establishments with 10 to 19 employees	3	X	X	X
	Establishments with 20 to 49 employees	2	X	X	X
	Establishments with 50 to 99 employees	—	X	X	X
	Establishments with 100 to 249 employees	—	X	X	X
	Establishments with 250 to 499 employees	—	X	X	X
	Establishments with 500 to 999 employees	—	X	X	X
	Establishments with 1,000 employees or more	—	X	X	X
315191	Outerwear knitting mills				
	All establishments	8	116	1 162	4 200
	Establishments with 1 to 4 employees	2	X	X	X
	Establishments with 5 to 9 employees	1	X	X	X
	Establishments with 10 to 19 employees	3	X	X	X
	Establishments with 20 to 49 employees	2	X	X	X
	Establishments with 50 to 99 employees	—	X	X	X
	Establishments with 100 to 249 employees	—	X	X	X
	Establishments with 250 to 499 employees	—	X	X	X
	Establishments with 500 to 999 employees	—	X	X	X
	Establishments with 1,000 employees or more	—	X	X	X
3152	Cut and sew apparel manufacturing				
	All establishments	77	1 706	12 123	56 429
	Establishments with 1 to 4 employees	33	X	X	X
	Establishments with 5 to 9 employees	20	X	X	X
	Establishments with 10 to 19 employees	6	X	X	X
	Establishments with 20 to 49 employees	11	X	X	X
	Establishments with 50 to 99 employees	4	X	X	X
	Establishments with 100 to 249 employees	1	X	X	X
	Establishments with 250 to 499 employees	2	X	X	X
	Establishments with 500 to 999 employees	—	X	X	X
	Establishments with 1,000 employees or more	—	X	X	X
31521	Cut and sew apparel contractors				
	All establishments	60	f	D	D
	Establishments with 1 to 4 employees	30	X	X	X
	Establishments with 5 to 9 employees	16	X	X	X
	Establishments with 10 to 19 employees	4	X	X	X
	Establishments with 20 to 49 employees	6	X	X	X
	Establishments with 50 to 99 employees	3	X	X	X
	Establishments with 100 to 249 employees	1	X	X	X
	Establishments with 250 to 499 employees	—	X	X	X
	Establishments with 500 to 999 employees	—	X	X	X
	Establishments with 1,000 employees or more	—	X	X	X
315212	Women's, girls', and infants' cut and sew apparel contractors				
	All establishments	54	681	2 053	8 310
	Establishments with 1 to 4 employees	26	X	X	X
	Establishments with 5 to 9 employees	15	X	X	X
	Establishments with 10 to 19 employees	4	X	X	X
	Establishments with 20 to 49 employees	6	X	X	X
	Establishments with 50 to 99 employees	2	X	X	X
	Establishments with 100 to 249 employees	1	X	X	X
	Establishments with 250 to 499 employees	—	X	X	X
	Establishments with 500 to 999 employees	—	X	X	X
	Establishments with 1,000 employees or more	—	X	X	X
31523	Women's and girls' cut and sew apparel manufacturing				
	All establishments	15	875	9 570	45 743
	Establishments with 1 to 4 employees	3	X	X	X
	Establishments with 5 to 9 employees	3	X	X	X
	Establishments with 10 to 19 employees	2	X	X	X
	Establishments with 20 to 49 employees	5	X	X	X
	Establishments with 50 to 99 employees	—	X	X	X
	Establishments with 100 to 249 employees	1	X	X	X
	Establishments with 250 to 499 employees	2	X	X	X
	Establishments with 500 to 999 employees	—	X	X	X
	Establishments with 1,000 employees or more	—	X	X	X
315231	Women's and girls' cut and sew lingerie, loungewear, and nightwear manufacturing				
	All establishments	3	e	D	D
	Establishments with 1 to 4 employees	1	X	X	X
	Establishments with 5 to 9 employees	1	X	X	X
	Establishments with 10 to 19 employees	—	X	X	X
	Establishments with 20 to 49 employees	—	X	X	X
	Establishments with 50 to 99 employees	—	X	X	X
	Establishments with 100 to 249 employees	—	X	X	X
	Establishments with 250 to 499 employees	1	X	X	X
	Establishments with 500 to 999 employees	—	X	X	X
	Establishments with 1,000 employees or more	—	X	X	X

See footnotes at end of table.

Table 5. Establishments, Employees, and Payroll by Industry and Employment Size of Establishments by County: 2004—Con.

[Excludes most government employees, railroad employees, and self-employed persons. Size class 1 to 4 employees includes establishments having payroll, but no employees, during mid-March pay period. For meaning of abbreviations and symbols, see introductory text. For explanation of terms, see Appendix A. For statement on reliability, see the note at the end of the table and Appendix C]

NAICS code	Geography, kind of business, and employment size class	Establishments (number)	Paid employees for pay period including March 12 (number)	First-quarter payroll (\$1,000)	Annual payroll (\$1,000)
	HUDSON—Con.				
31-33	Manufacturing—Con.				
315	Apparel manufacturing—Con.				
3152	Cut and sew apparel manufacturing—Con.				
31523	Women's and girls' cut and sew apparel manufacturing—Con.				
315239	Women's and girls' cut and sew other outerwear manufacturing				
	All establishments	6	412	1 397	6 557
	Establishments with 1 to 4 employees	2	X	X	X
	Establishments with 5 to 9 employees	—	X	X	X
	Establishments with 10 to 19 employees	2	X	X	X
	Establishments with 20 to 49 employees	1	X	X	X
	Establishments with 50 to 99 employees	—	X	X	X
	Establishments with 100 to 249 employees	—	X	X	X
	Establishments with 250 to 499 employees	1	X	X	X
	Establishments with 500 to 999 employees	—	X	X	X
	Establishments with 1,000 employees or more	—	X	X	X
3159	Apparel accessories and other apparel manufacturing				
	All establishments	9	112	406	1 705
	Establishments with 1 to 4 employees	4	X	X	X
	Establishments with 5 to 9 employees	1	X	X	X
	Establishments with 10 to 19 employees	1	X	X	X
	Establishments with 20 to 49 employees	3	X	X	X
	Establishments with 50 to 99 employees	—	X	X	X
	Establishments with 100 to 249 employees	—	X	X	X
	Establishments with 250 to 499 employees	—	X	X	X
	Establishments with 500 to 999 employees	—	X	X	X
	Establishments with 1,000 employees or more	—	X	X	X
31599	Apparel accessories and other apparel manufacturing				
	All establishments	9	112	406	1 705
	Establishments with 1 to 4 employees	4	X	X	X
	Establishments with 5 to 9 employees	1	X	X	X
	Establishments with 10 to 19 employees	1	X	X	X
	Establishments with 20 to 49 employees	3	X	X	X
	Establishments with 50 to 99 employees	—	X	X	X
	Establishments with 100 to 249 employees	—	X	X	X
	Establishments with 250 to 499 employees	—	X	X	X
	Establishments with 500 to 999 employees	—	X	X	X
	Establishments with 1,000 employees or more	—	X	X	X
322	Paper manufacturing				
	All establishments	7	426	3 484	14 943
	Establishments with 1 to 4 employees	—	X	X	X
	Establishments with 5 to 9 employees	—	X	X	X
	Establishments with 10 to 19 employees	1	X	X	X
	Establishments with 20 to 49 employees	1	X	X	X
	Establishments with 50 to 99 employees	3	X	X	X
	Establishments with 100 to 249 employees	2	X	X	X
	Establishments with 250 to 499 employees	—	X	X	X
	Establishments with 500 to 999 employees	—	X	X	X
	Establishments with 1,000 employees or more	—	X	X	X
3222	Converted paper product manufacturing				
	All establishments	7	426	3 484	14 943
	Establishments with 1 to 4 employees	—	X	X	X
	Establishments with 5 to 9 employees	—	X	X	X
	Establishments with 10 to 19 employees	1	X	X	X
	Establishments with 20 to 49 employees	1	X	X	X
	Establishments with 50 to 99 employees	3	X	X	X
	Establishments with 100 to 249 employees	2	X	X	X
	Establishments with 250 to 499 employees	—	X	X	X
	Establishments with 500 to 999 employees	—	X	X	X
	Establishments with 1,000 employees or more	—	X	X	X
32221	Paperboard container manufacturing				
	All establishments	3	c	D	D
	Establishments with 1 to 4 employees	—	X	X	X
	Establishments with 5 to 9 employees	—	X	X	X
	Establishments with 10 to 19 employees	1	X	X	X
	Establishments with 20 to 49 employees	1	X	X	X
	Establishments with 50 to 99 employees	—	X	X	X
	Establishments with 100 to 249 employees	1	X	X	X
	Establishments with 250 to 499 employees	—	X	X	X
	Establishments with 500 to 999 employees	—	X	X	X
	Establishments with 1,000 employees or more	—	X	X	X
322212	Folding paperboard box manufacturing				
	All establishments	1	c	D	D
	Establishments with 1 to 4 employees	—	X	X	X
	Establishments with 5 to 9 employees	—	X	X	X
	Establishments with 10 to 19 employees	—	X	X	X
	Establishments with 20 to 49 employees	—	X	X	X
	Establishments with 50 to 99 employees	—	X	X	X
	Establishments with 100 to 249 employees	1	X	X	X
	Establishments with 250 to 499 employees	—	X	X	X
	Establishments with 500 to 999 employees	—	X	X	X
	Establishments with 1,000 employees or more	—	X	X	X

See footnotes at end of table.

Table 5. Establishments, Employees, and Payroll by Industry and Employment Size of Establishments by County: 2004—Con.

[Excludes most government employees, railroad employees, and self-employed persons. Size class 1 to 4 employees includes establishments having payroll, but no employees, during mid-March pay period. For meaning of abbreviations and symbols, see introductory text. For explanation of terms, see Appendix A. For statement on reliability, see the note at the end of the table and Appendix C]

NAICS code	Geography, kind of business, and employment size class	Establishments (number)	Paid employees for pay period including March 12 (number)	First-quarter payroll (\$1,000)	Annual payroll (\$1,000)
31-33	HUDSON—Con.				
	Manufacturing—Con.				
322	Paper manufacturing—Con.				
3222	Converted paper product manufacturing—Con.				
32223	Stationery product manufacturing				
	All establishments	3	215	1 540	6 764
	Establishments with 1 to 4 employees	—	X	X	X
	Establishments with 5 to 9 employees	—	X	X	X
	Establishments with 10 to 19 employees	—	X	X	X
	Establishments with 20 to 49 employees	—	X	X	X
	Establishments with 50 to 99 employees	2	X	X	X
	Establishments with 100 to 249 employees	1	X	X	X
	Establishments with 250 to 499 employees	—	X	X	X
	Establishments with 500 to 999 employees	—	X	X	X
	Establishments with 1,000 employees or more	—	X	X	X
322231	Die-cut paper and paperboard office supplies manufacturing				
	All establishments	2	c	D	D
	Establishments with 1 to 4 employees	—	X	X	X
	Establishments with 5 to 9 employees	—	X	X	X
	Establishments with 10 to 19 employees	—	X	X	X
	Establishments with 20 to 49 employees	—	X	X	X
	Establishments with 50 to 99 employees	2	X	X	X
	Establishments with 100 to 249 employees	—	X	X	X
	Establishments with 250 to 499 employees	—	X	X	X
	Establishments with 500 to 999 employees	—	X	X	X
	Establishments with 1,000 employees or more	—	X	X	X
322232	Envelope manufacturing				
	All establishments	1	c	D	D
	Establishments with 1 to 4 employees	—	X	X	X
	Establishments with 5 to 9 employees	—	X	X	X
	Establishments with 10 to 19 employees	—	X	X	X
	Establishments with 20 to 49 employees	—	X	X	X
	Establishments with 50 to 99 employees	—	X	X	X
	Establishments with 100 to 249 employees	1	X	X	X
	Establishments with 250 to 499 employees	—	X	X	X
	Establishments with 500 to 999 employees	—	X	X	X
	Establishments with 1,000 employees or more	—	X	X	X
323	Printing and related support activities				
	All establishments	70	2 190	25 885	107 050
	Establishments with 1 to 4 employees	31	X	X	X
	Establishments with 5 to 9 employees	12	X	X	X
	Establishments with 10 to 19 employees	10	X	X	X
	Establishments with 20 to 49 employees	5	X	X	X
	Establishments with 50 to 99 employees	8	X	X	X
	Establishments with 100 to 249 employees	2	X	X	X
	Establishments with 250 to 499 employees	1	X	X	X
	Establishments with 500 to 999 employees	1	X	X	X
	Establishments with 1,000 employees or more	—	X	X	X
3231	Printing and related support activities				
	All establishments	70	2 190	25 885	107 050
	Establishments with 1 to 4 employees	31	X	X	X
	Establishments with 5 to 9 employees	12	X	X	X
	Establishments with 10 to 19 employees	10	X	X	X
	Establishments with 20 to 49 employees	5	X	X	X
	Establishments with 50 to 99 employees	8	X	X	X
	Establishments with 100 to 249 employees	2	X	X	X
	Establishments with 250 to 499 employees	1	X	X	X
	Establishments with 500 to 999 employees	1	X	X	X
	Establishments with 1,000 employees or more	—	X	X	X
32311	Printing				
	All establishments	62	1 992	23 959	99 835
	Establishments with 1 to 4 employees	31	X	X	X
	Establishments with 5 to 9 employees	9	X	X	X
	Establishments with 10 to 19 employees	8	X	X	X
	Establishments with 20 to 49 employees	3	X	X	X
	Establishments with 50 to 99 employees	7	X	X	X
	Establishments with 100 to 249 employees	2	X	X	X
	Establishments with 250 to 499 employees	1	X	X	X
	Establishments with 500 to 999 employees	1	X	X	X
	Establishments with 1,000 employees or more	—	X	X	X
323110	Commercial lithographic printing				
	All establishments	27	1 333	18 334	73 106
	Establishments with 1 to 4 employees	11	X	X	X
	Establishments with 5 to 9 employees	4	X	X	X
	Establishments with 10 to 19 employees	5	X	X	X
	Establishments with 20 to 49 employees	1	X	X	X
	Establishments with 50 to 99 employees	3	X	X	X
	Establishments with 100 to 249 employees	1	X	X	X
	Establishments with 250 to 499 employees	1	X	X	X
	Establishments with 500 to 999 employees	1	X	X	X
	Establishments with 1,000 employees or more	—	X	X	X

See footnotes at end of table.

Table 5. Establishments, Employees, and Payroll by Industry and Employment Size of Establishments by County: 2004—Con.

[Excludes most government employees, railroad employees, and self-employed persons. Size class 1 to 4 employees includes establishments having payroll, but no employees, during mid-March pay period. For meaning of abbreviations and symbols, see introductory text. For explanation of terms, see Appendix A. For statement on reliability, see the note at the end of the table and Appendix C]

NAICS code	Geography, kind of business, and employment size class	Establishments (number)	Paid employees for pay period including March 12 (number)	First-quarter payroll (\$1,000)	Annual payroll (\$1,000)
HUDSON—Con.					
31-33	Manufacturing—Con.				
323	Printing and related support activities—Con.				
3231	Printing and related support activities—Con.				
32311	Printing—Con.				
323113	Commercial screen printing				
	All establishments	8	103	462	3 391
	Establishments with 1 to 4 employees	4	X	X	X
	Establishments with 5 to 9 employees	2	X	X	X
	Establishments with 10 to 19 employees	1	X	X	X
	Establishments with 20 to 49 employees	—	X	X	X
	Establishments with 50 to 99 employees	1	X	X	X
	Establishments with 100 to 249 employees	—	X	X	X
	Establishments with 250 to 499 employees	—	X	X	X
	Establishments with 500 to 999 employees	—	X	X	X
	Establishments with 1,000 employees or more	—	X	X	X
323117	Books printing				
	All establishments	8	345	3 922	18 380
	Establishments with 1 to 4 employees	2	X	X	X
	Establishments with 5 to 9 employees	2	X	X	X
	Establishments with 10 to 19 employees	1	X	X	X
	Establishments with 20 to 49 employees	1	X	X	X
	Establishments with 50 to 99 employees	1	X	X	X
	Establishments with 100 to 249 employees	1	X	X	X
	Establishments with 250 to 499 employees	—	X	X	X
	Establishments with 500 to 999 employees	—	X	X	X
	Establishments with 1,000 employees or more	—	X	X	X
32312	Support activities for printing				
	All establishments	8	198	1 926	7 215
	Establishments with 1 to 4 employees	—	X	X	X
	Establishments with 5 to 9 employees	3	X	X	X
	Establishments with 10 to 19 employees	2	X	X	X
	Establishments with 20 to 49 employees	2	X	X	X
	Establishments with 50 to 99 employees	1	X	X	X
	Establishments with 100 to 249 employees	—	X	X	X
	Establishments with 250 to 499 employees	—	X	X	X
	Establishments with 500 to 999 employees	—	X	X	X
	Establishments with 1,000 employees or more	—	X	X	X
323121	Tradebinding and related work				
	All establishments	3	101	689	2 214
	Establishments with 1 to 4 employees	—	X	X	X
	Establishments with 5 to 9 employees	1	X	X	X
	Establishments with 10 to 19 employees	1	X	X	X
	Establishments with 20 to 49 employees	—	X	X	X
	Establishments with 50 to 99 employees	1	X	X	X
	Establishments with 100 to 249 employees	—	X	X	X
	Establishments with 250 to 499 employees	—	X	X	X
	Establishments with 500 to 999 employees	—	X	X	X
	Establishments with 1,000 employees or more	—	X	X	X
324	Petroleum and coal products manufacturing				
	All establishments	5	178	1 174	5 033
	Establishments with 1 to 4 employees	1	X	X	X
	Establishments with 5 to 9 employees	—	X	X	X
	Establishments with 10 to 19 employees	1	X	X	X
	Establishments with 20 to 49 employees	2	X	X	X
	Establishments with 50 to 99 employees	—	X	X	X
	Establishments with 100 to 249 employees	1	X	X	X
	Establishments with 250 to 499 employees	—	X	X	X
	Establishments with 500 to 999 employees	—	X	X	X
	Establishments with 1,000 employees or more	—	X	X	X
3241	Petroleum and coal products manufacturing				
	All establishments	5	178	1 174	5 033
	Establishments with 1 to 4 employees	1	X	X	X
	Establishments with 5 to 9 employees	—	X	X	X
	Establishments with 10 to 19 employees	1	X	X	X
	Establishments with 20 to 49 employees	2	X	X	X
	Establishments with 50 to 99 employees	—	X	X	X
	Establishments with 100 to 249 employees	1	X	X	X
	Establishments with 250 to 499 employees	—	X	X	X
	Establishments with 500 to 999 employees	—	X	X	X
	Establishments with 1,000 employees or more	—	X	X	X
32412	Asphalt paving, roofing, and saturated materials manufacturing				
	All establishments	3	c	D	D
	Establishments with 1 to 4 employees	—	X	X	X
	Establishments with 5 to 9 employees	1	X	X	X
	Establishments with 10 to 19 employees	—	X	X	X
	Establishments with 20 to 49 employees	1	X	X	X
	Establishments with 50 to 99 employees	—	X	X	X
	Establishments with 100 to 249 employees	1	X	X	X
	Establishments with 250 to 499 employees	—	X	X	X
	Establishments with 500 to 999 employees	—	X	X	X
	Establishments with 1,000 employees or more	—	X	X	X

See footnotes at end of table.

Table 5. Establishments, Employees, and Payroll by Industry and Employment Size of Establishments by County: 2004—Con.

[Excludes most government employees, railroad employees, and self-employed persons. Size class 1 to 4 employees includes establishments having payroll, but no employees, during mid-March pay period. For meaning of abbreviations and symbols, see introductory text. For explanation of terms, see Appendix A. For statement on reliability, see the note at the end of the table and Appendix C]

NAICS code	Geography, kind of business, and employment size class	Establishments (number)	Paid employees for pay period including March 12 (number)	First-quarter payroll (\$1,000)	Annual payroll (\$1,000)
HUDSON—Con.					
31-33	Manufacturing—Con.				
324	Petroleum and coal products manufacturing—Con.				
3241	Petroleum and coal products manufacturing—Con.				
32412	Asphalt paving, roofing, and saturated materials manufacturing—Con.				
324122	Asphalt shingle and coating materials manufacturing				
	All establishments	2	c	D	D
	Establishments with 1 to 4 employees	—	X	X	X
	Establishments with 5 to 9 employees	1	X	X	X
	Establishments with 10 to 19 employees	—	X	X	X
	Establishments with 20 to 49 employees	—	X	X	X
	Establishments with 50 to 99 employees	—	X	X	X
	Establishments with 100 to 249 employees	1	X	X	X
	Establishments with 250 to 499 employees	—	X	X	X
	Establishments with 500 to 999 employees	—	X	X	X
	Establishments with 1,000 employees or more	—	X	X	X
325	Chemical manufacturing				
	All establishments	37	1 151	13 080	60 297
	Establishments with 1 to 4 employees	5	X	X	X
	Establishments with 5 to 9 employees	9	X	X	X
	Establishments with 10 to 19 employees	8	X	X	X
	Establishments with 20 to 49 employees	8	X	X	X
	Establishments with 50 to 99 employees	4	X	X	X
	Establishments with 100 to 249 employees	3	X	X	X
	Establishments with 250 to 499 employees	—	X	X	X
	Establishments with 500 to 999 employees	—	X	X	X
	Establishments with 1,000 employees or more	—	X	X	X
3251	Basic chemical manufacturing				
	All establishments	8	373	5 211	23 802
	Establishments with 1 to 4 employees	1	X	X	X
	Establishments with 5 to 9 employees	1	X	X	X
	Establishments with 10 to 19 employees	1	X	X	X
	Establishments with 20 to 49 employees	2	X	X	X
	Establishments with 50 to 99 employees	1	X	X	X
	Establishments with 100 to 249 employees	2	X	X	X
	Establishments with 250 to 499 employees	—	X	X	X
	Establishments with 500 to 999 employees	—	X	X	X
	Establishments with 1,000 employees or more	—	X	X	X
32518	Other basic inorganic chemical manufacturing				
	All establishments	2	c	D	D
	Establishments with 1 to 4 employees	—	X	X	X
	Establishments with 5 to 9 employees	—	X	X	X
	Establishments with 10 to 19 employees	1	X	X	X
	Establishments with 20 to 49 employees	—	X	X	X
	Establishments with 50 to 99 employees	—	X	X	X
	Establishments with 100 to 249 employees	1	X	X	X
	Establishments with 250 to 499 employees	—	X	X	X
	Establishments with 500 to 999 employees	—	X	X	X
	Establishments with 1,000 employees or more	—	X	X	X
325188	All other basic inorganic chemical manufacturing				
	All establishments	2	c	D	D
	Establishments with 1 to 4 employees	—	X	X	X
	Establishments with 5 to 9 employees	—	X	X	X
	Establishments with 10 to 19 employees	1	X	X	X
	Establishments with 20 to 49 employees	—	X	X	X
	Establishments with 50 to 99 employees	—	X	X	X
	Establishments with 100 to 249 employees	1	X	X	X
	Establishments with 250 to 499 employees	—	X	X	X
	Establishments with 500 to 999 employees	—	X	X	X
	Establishments with 1,000 employees or more	—	X	X	X
32519	Other basic organic chemical manufacturing				
	All establishments	6	e	D	D
	Establishments with 1 to 4 employees	1	X	X	X
	Establishments with 5 to 9 employees	1	X	X	X
	Establishments with 10 to 19 employees	—	X	X	X
	Establishments with 20 to 49 employees	2	X	X	X
	Establishments with 50 to 99 employees	1	X	X	X
	Establishments with 100 to 249 employees	1	X	X	X
	Establishments with 250 to 499 employees	—	X	X	X
	Establishments with 500 to 999 employees	—	X	X	X
	Establishments with 1,000 employees or more	—	X	X	X
325199	All other basic organic chemical manufacturing				
	All establishments	3	c	D	D
	Establishments with 1 to 4 employees	—	X	X	X
	Establishments with 5 to 9 employees	—	X	X	X
	Establishments with 10 to 19 employees	—	X	X	X
	Establishments with 20 to 49 employees	1	X	X	X
	Establishments with 50 to 99 employees	1	X	X	X
	Establishments with 100 to 249 employees	1	X	X	X
	Establishments with 250 to 499 employees	—	X	X	X
	Establishments with 500 to 999 employees	—	X	X	X
	Establishments with 1,000 employees or more	—	X	X	X

See footnotes at end of table.

Table 5. Establishments, Employees, and Payroll by Industry and Employment Size of Establishments by County: 2004—Con.

[Excludes most government employees, railroad employees, and self-employed persons. Size class 1 to 4 employees includes establishments having payroll, but no employees, during mid-March pay period. For meaning of abbreviations and symbols, see introductory text. For explanation of terms, see Appendix A. For statement on reliability, see the note at the end of the table and Appendix C]

NAICS code	Geography, kind of business, and employment size class	Establishments (number)	Paid employees for pay period including March 12 (number)	First-quarter payroll (\$1,000)	Annual payroll (\$1,000)
HUDSON—Con.					
31-33	Manufacturing—Con.				
325	Chemical manufacturing—Con.				
3255	Paint, coating, and adhesive manufacturing				
	All establishments	6	290	2 509	10 360
	Establishments with 1 to 4 employees	—	X	X	X
	Establishments with 5 to 9 employees	2	X	X	X
	Establishments with 10 to 19 employees	1	X	X	X
	Establishments with 20 to 49 employees	2	X	X	X
	Establishments with 50 to 99 employees	—	X	X	X
	Establishments with 100 to 249 employees	1	X	X	X
	Establishments with 250 to 499 employees	—	X	X	X
	Establishments with 500 to 999 employees	—	X	X	X
	Establishments with 1,000 employees or more	—	X	X	X
32551	Paint and coating manufacturing				
	All establishments	6	290	2 509	10 360
	Establishments with 1 to 4 employees	—	X	X	X
	Establishments with 5 to 9 employees	2	X	X	X
	Establishments with 10 to 19 employees	1	X	X	X
	Establishments with 20 to 49 employees	2	X	X	X
	Establishments with 50 to 99 employees	—	X	X	X
	Establishments with 100 to 249 employees	1	X	X	X
	Establishments with 250 to 499 employees	—	X	X	X
	Establishments with 500 to 999 employees	—	X	X	X
	Establishments with 1,000 employees or more	—	X	X	X
325510	Paint and coating manufacturing				
	All establishments	6	290	2 509	10 360
	Establishments with 1 to 4 employees	—	X	X	X
	Establishments with 5 to 9 employees	2	X	X	X
	Establishments with 10 to 19 employees	1	X	X	X
	Establishments with 20 to 49 employees	2	X	X	X
	Establishments with 50 to 99 employees	—	X	X	X
	Establishments with 100 to 249 employees	1	X	X	X
	Establishments with 250 to 499 employees	—	X	X	X
	Establishments with 500 to 999 employees	—	X	X	X
	Establishments with 1,000 employees or more	—	X	X	X
3259	Other chemical product and preparation manufacturing				
	All establishments	11	295	3 607	18 184
	Establishments with 1 to 4 employees	2	X	X	X
	Establishments with 5 to 9 employees	3	X	X	X
	Establishments with 10 to 19 employees	1	X	X	X
	Establishments with 20 to 49 employees	3	X	X	X
	Establishments with 50 to 99 employees	2	X	X	X
	Establishments with 100 to 249 employees	—	X	X	X
	Establishments with 250 to 499 employees	—	X	X	X
	Establishments with 500 to 999 employees	—	X	X	X
	Establishments with 1,000 employees or more	—	X	X	X
32599	All other chemical product and preparation manufacturing				
	All establishments	10	e	D	D
	Establishments with 1 to 4 employees	1	X	X	X
	Establishments with 5 to 9 employees	3	X	X	X
	Establishments with 10 to 19 employees	1	X	X	X
	Establishments with 20 to 49 employees	3	X	X	X
	Establishments with 50 to 99 employees	2	X	X	X
	Establishments with 100 to 249 employees	—	X	X	X
	Establishments with 250 to 499 employees	—	X	X	X
	Establishments with 500 to 999 employees	—	X	X	X
	Establishments with 1,000 employees or more	—	X	X	X
325998	All other miscellaneous chemical product and preparation manufacturing				
	All establishments	7	250	3 013	15 738
	Establishments with 1 to 4 employees	—	X	X	X
	Establishments with 5 to 9 employees	2	X	X	X
	Establishments with 10 to 19 employees	1	X	X	X
	Establishments with 20 to 49 employees	2	X	X	X
	Establishments with 50 to 99 employees	2	X	X	X
	Establishments with 100 to 249 employees	—	X	X	X
	Establishments with 250 to 499 employees	—	X	X	X
	Establishments with 500 to 999 employees	—	X	X	X
	Establishments with 1,000 employees or more	—	X	X	X
326	Plastics and rubber products manufacturing				
	All establishments	15	519	3 144	15 625
	Establishments with 1 to 4 employees	2	X	X	X
	Establishments with 5 to 9 employees	3	X	X	X
	Establishments with 10 to 19 employees	6	X	X	X
	Establishments with 20 to 49 employees	2	X	X	X
	Establishments with 50 to 99 employees	—	X	X	X
	Establishments with 100 to 249 employees	1	X	X	X
	Establishments with 250 to 499 employees	1	X	X	X
	Establishments with 500 to 999 employees	—	X	X	X
	Establishments with 1,000 employees or more	—	X	X	X

See footnotes at end of table.

Table 5. Establishments, Employees, and Payroll by Industry and Employment Size of Establishments by County: 2004—Con.

[Excludes most government employees, railroad employees, and self-employed persons. Size class 1 to 4 employees includes establishments having payroll, but no employees, during mid-March pay period. For meaning of abbreviations and symbols, see introductory text. For explanation of terms, see Appendix A. For statement on reliability, see the note at the end of the table and Appendix C]

NAICS code	Geography, kind of business, and employment size class	Establishments (number)	Paid employees for pay period including March 12 (number)	First-quarter payroll (\$1,000)	Annual payroll (\$1,000)
	HUDSON—Con.				
31-33	Manufacturing—Con.				
326	Plastics and rubber products manufacturing—Con.				
3261	Plastics product manufacturing				
	All establishments	12	512	3 080	15 229
	Establishments with 1 to 4 employees	—	X	X	X
	Establishments with 5 to 9 employees	2	X	X	X
	Establishments with 10 to 19 employees	6	X	X	X
	Establishments with 20 to 49 employees	2	X	X	X
	Establishments with 50 to 99 employees	—	X	X	X
	Establishments with 100 to 249 employees	1	X	X	X
	Establishments with 250 to 499 employees	1	X	X	X
	Establishments with 500 to 999 employees	—	X	X	X
	Establishments with 1,000 employees or more	—	X	X	X
32619	Other plastics product manufacturing				
	All establishments	9	465	2 645	13 276
	Establishments with 1 to 4 employees	—	X	X	X
	Establishments with 5 to 9 employees	2	X	X	X
	Establishments with 10 to 19 employees	4	X	X	X
	Establishments with 20 to 49 employees	1	X	X	X
	Establishments with 50 to 99 employees	—	X	X	X
	Establishments with 100 to 249 employees	1	X	X	X
	Establishments with 250 to 499 employees	1	X	X	X
	Establishments with 500 to 999 employees	—	X	X	X
	Establishments with 1,000 employees or more	—	X	X	X
326199	All other plastics product manufacturing				
	All establishments	9	465	2 645	13 276
	Establishments with 1 to 4 employees	—	X	X	X
	Establishments with 5 to 9 employees	2	X	X	X
	Establishments with 10 to 19 employees	4	X	X	X
	Establishments with 20 to 49 employees	1	X	X	X
	Establishments with 50 to 99 employees	—	X	X	X
	Establishments with 100 to 249 employees	1	X	X	X
	Establishments with 250 to 499 employees	1	X	X	X
	Establishments with 500 to 999 employees	—	X	X	X
	Establishments with 1,000 employees or more	—	X	X	X
327	Nonmetallic mineral product manufacturing				
	All establishments	20	205	1 906	9 765
	Establishments with 1 to 4 employees	7	X	X	X
	Establishments with 5 to 9 employees	5	X	X	X
	Establishments with 10 to 19 employees	5	X	X	X
	Establishments with 20 to 49 employees	3	X	X	X
	Establishments with 50 to 99 employees	—	X	X	X
	Establishments with 100 to 249 employees	—	X	X	X
	Establishments with 250 to 499 employees	—	X	X	X
	Establishments with 500 to 999 employees	—	X	X	X
	Establishments with 1,000 employees or more	—	X	X	X
3273	Cement and concrete product manufacturing				
	All establishments	9	134	1 335	6 999
	Establishments with 1 to 4 employees	4	X	X	X
	Establishments with 5 to 9 employees	—	X	X	X
	Establishments with 10 to 19 employees	2	X	X	X
	Establishments with 20 to 49 employees	3	X	X	X
	Establishments with 50 to 99 employees	—	X	X	X
	Establishments with 100 to 249 employees	—	X	X	X
	Establishments with 250 to 499 employees	—	X	X	X
	Establishments with 500 to 999 employees	—	X	X	X
	Establishments with 1,000 employees or more	—	X	X	X
331	Primary metal manufacturing				
	All establishments	10	473	6 585	26 730
	Establishments with 1 to 4 employees	2	X	X	X
	Establishments with 5 to 9 employees	—	X	X	X
	Establishments with 10 to 19 employees	—	X	X	X
	Establishments with 20 to 49 employees	6	X	X	X
	Establishments with 50 to 99 employees	1	X	X	X
	Establishments with 100 to 249 employees	1	X	X	X
	Establishments with 250 to 499 employees	—	X	X	X
	Establishments with 500 to 999 employees	—	X	X	X
	Establishments with 1,000 employees or more	—	X	X	X
3314	Nonferrous metal (except aluminum) production and processing				
	All establishments	7	378	5 814	23 164
	Establishments with 1 to 4 employees	2	X	X	X
	Establishments with 5 to 9 employees	—	X	X	X
	Establishments with 10 to 19 employees	—	X	X	X
	Establishments with 20 to 49 employees	3	X	X	X
	Establishments with 50 to 99 employees	1	X	X	X
	Establishments with 100 to 249 employees	1	X	X	X
	Establishments with 250 to 499 employees	—	X	X	X
	Establishments with 500 to 999 employees	—	X	X	X
	Establishments with 1,000 employees or more	—	X	X	X

See footnotes at end of table.

Table 5. Establishments, Employees, and Payroll by Industry and Employment Size of Establishments by County: 2004—Con.

[Excludes most government employees, railroad employees, and self-employed persons. Size class 1 to 4 employees includes establishments having payroll, but no employees, during mid-March pay period. For meaning of abbreviations and symbols, see introductory text. For explanation of terms, see Appendix A. For statement on reliability, see the note at the end of the table and Appendix C]

NAICS code	Geography, kind of business, and employment size class	Establishments (number)	Paid employees for pay period including March 12 (number)	First-quarter payroll (\$1,000)	Annual payroll (\$1,000)
31-33	HUDSON—Con.				
	Manufacturing—Con.				
331	Primary metal manufacturing—Con.				
3314	Nonferrous metal (except aluminum) production and processing—Con.				
33141	Nonferrous metal (except aluminum) smelting and refining				
	All establishments	2	e	D	D
	Establishments with 1 to 4 employees	—	X	X	X
	Establishments with 5 to 9 employees	—	X	X	X
	Establishments with 10 to 19 employees	—	X	X	X
	Establishments with 20 to 49 employees	—	X	X	X
	Establishments with 50 to 99 employees	1	X	X	X
	Establishments with 100 to 249 employees	1	X	X	X
	Establishments with 250 to 499 employees	—	X	X	X
	Establishments with 500 to 999 employees	—	X	X	X
	Establishments with 1,000 employees or more	—	X	X	X
331419	Primary smelting and refining of nonferrous metal (except copper and aluminum)				
	All establishments	2	e	D	D
	Establishments with 1 to 4 employees	—	X	X	X
	Establishments with 5 to 9 employees	—	X	X	X
	Establishments with 10 to 19 employees	—	X	X	X
	Establishments with 20 to 49 employees	—	X	X	X
	Establishments with 50 to 99 employees	1	X	X	X
	Establishments with 100 to 249 employees	1	X	X	X
	Establishments with 250 to 499 employees	—	X	X	X
	Establishments with 500 to 999 employees	—	X	X	X
	Establishments with 1,000 employees or more	—	X	X	X
33149	Nonferrous metal (except copper and aluminum) rolling, drawing, extruding, and alloying				
	All establishments	5	c	D	D
	Establishments with 1 to 4 employees	2	X	X	X
	Establishments with 5 to 9 employees	—	X	X	X
	Establishments with 10 to 19 employees	—	X	X	X
	Establishments with 20 to 49 employees	3	X	X	X
	Establishments with 50 to 99 employees	—	X	X	X
	Establishments with 100 to 249 employees	—	X	X	X
	Establishments with 250 to 499 employees	—	X	X	X
	Establishments with 500 to 999 employees	—	X	X	X
	Establishments with 1,000 employees or more	—	X	X	X
332	Fabricated metal product manufacturing				
	All establishments	40	364	3 321	14 063
	Establishments with 1 to 4 employees	21	X	X	X
	Establishments with 5 to 9 employees	9	X	X	X
	Establishments with 10 to 19 employees	6	X	X	X
	Establishments with 20 to 49 employees	3	X	X	X
	Establishments with 50 to 99 employees	1	X	X	X
	Establishments with 100 to 249 employees	—	X	X	X
	Establishments with 250 to 499 employees	—	X	X	X
	Establishments with 500 to 999 employees	—	X	X	X
	Establishments with 1,000 employees or more	—	X	X	X
333	Machinery manufacturing				
	All establishments	19	216	2 302	10 484
	Establishments with 1 to 4 employees	11	X	X	X
	Establishments with 5 to 9 employees	3	X	X	X
	Establishments with 10 to 19 employees	1	X	X	X
	Establishments with 20 to 49 employees	3	X	X	X
	Establishments with 50 to 99 employees	1	X	X	X
	Establishments with 100 to 249 employees	—	X	X	X
	Establishments with 250 to 499 employees	—	X	X	X
	Establishments with 500 to 999 employees	—	X	X	X
	Establishments with 1,000 employees or more	—	X	X	X
335	Electrical equipment, appliance, and component manufacturing				
	All establishments	8	407	4 422	18 903
	Establishments with 1 to 4 employees	1	X	X	X
	Establishments with 5 to 9 employees	2	X	X	X
	Establishments with 10 to 19 employees	—	X	X	X
	Establishments with 20 to 49 employees	2	X	X	X
	Establishments with 50 to 99 employees	1	X	X	X
	Establishments with 100 to 249 employees	2	X	X	X
	Establishments with 250 to 499 employees	—	X	X	X
	Establishments with 500 to 999 employees	—	X	X	X
	Establishments with 1,000 employees or more	—	X	X	X
3353	Electrical equipment manufacturing				
	All establishments	2	c	D	D
	Establishments with 1 to 4 employees	—	X	X	X
	Establishments with 5 to 9 employees	—	X	X	X
	Establishments with 10 to 19 employees	—	X	X	X
	Establishments with 20 to 49 employees	—	X	X	X
	Establishments with 50 to 99 employees	1	X	X	X
	Establishments with 100 to 249 employees	1	X	X	X
	Establishments with 250 to 499 employees	—	X	X	X
	Establishments with 500 to 999 employees	—	X	X	X
	Establishments with 1,000 employees or more	—	X	X	X

See footnotes at end of table.

Table 5. Establishments, Employees, and Payroll by Industry and Employment Size of Establishments by County: 2004—Con.

[Excludes most government employees, railroad employees, and self-employed persons. Size class 1 to 4 employees includes establishments having payroll, but no employees, during mid-March pay period. For meaning of abbreviations and symbols, see introductory text. For explanation of terms, see Appendix A. For statement on reliability, see the note at the end of the table and Appendix C]

NAICS code	Geography, kind of business, and employment size class	Establishments (number)	Paid employees for pay period including March 12 (number)	First-quarter payroll (\$1,000)	Annual payroll (\$1,000)
	HUDSON—Con.				
31-33	Manufacturing—Con.				
335	Electrical equipment, appliance, and component manufacturing—Con.				
3353	Electrical equipment manufacturing—Con.				
33531	Electrical equipment manufacturing				
	All establishments	2	c	D	D
	Establishments with 1 to 4 employees	—	X	X	X
	Establishments with 5 to 9 employees	—	X	X	X
	Establishments with 10 to 19 employees	—	X	X	X
	Establishments with 20 to 49 employees	—	X	X	X
	Establishments with 50 to 99 employees	1	X	X	X
	Establishments with 100 to 249 employees	1	X	X	X
	Establishments with 250 to 499 employees	—	X	X	X
	Establishments with 500 to 999 employees	—	X	X	X
	Establishments with 1,000 employees or more	—	X	X	X
335313	Switchgear and switchboard apparatus manufacturing				
	All establishments	1	c	D	D
	Establishments with 1 to 4 employees	—	X	X	X
	Establishments with 5 to 9 employees	—	X	X	X
	Establishments with 10 to 19 employees	—	X	X	X
	Establishments with 20 to 49 employees	—	X	X	X
	Establishments with 50 to 99 employees	—	X	X	X
	Establishments with 100 to 249 employees	1	X	X	X
	Establishments with 250 to 499 employees	—	X	X	X
	Establishments with 500 to 999 employees	—	X	X	X
	Establishments with 1,000 employees or more	—	X	X	X
3359	Other electrical equipment and component manufacturing				
	All establishments	3	c	D	D
	Establishments with 1 to 4 employees	1	X	X	X
	Establishments with 5 to 9 employees	1	X	X	X
	Establishments with 10 to 19 employees	—	X	X	X
	Establishments with 20 to 49 employees	—	X	X	X
	Establishments with 50 to 99 employees	—	X	X	X
	Establishments with 100 to 249 employees	1	X	X	X
	Establishments with 250 to 499 employees	—	X	X	X
	Establishments with 500 to 999 employees	—	X	X	X
	Establishments with 1,000 employees or more	—	X	X	X
33599	All other electrical equipment and component manufacturing				
	All establishments	2	c	D	D
	Establishments with 1 to 4 employees	—	X	X	X
	Establishments with 5 to 9 employees	1	X	X	X
	Establishments with 10 to 19 employees	—	X	X	X
	Establishments with 20 to 49 employees	—	X	X	X
	Establishments with 50 to 99 employees	—	X	X	X
	Establishments with 100 to 249 employees	1	X	X	X
	Establishments with 250 to 499 employees	—	X	X	X
	Establishments with 500 to 999 employees	—	X	X	X
	Establishments with 1,000 employees or more	—	X	X	X
335999	All other miscellaneous electrical equipment and component manufacturing				
	All establishments	2	c	D	D
	Establishments with 1 to 4 employees	—	X	X	X
	Establishments with 5 to 9 employees	1	X	X	X
	Establishments with 10 to 19 employees	—	X	X	X
	Establishments with 20 to 49 employees	—	X	X	X
	Establishments with 50 to 99 employees	—	X	X	X
	Establishments with 100 to 249 employees	1	X	X	X
	Establishments with 250 to 499 employees	—	X	X	X
	Establishments with 500 to 999 employees	—	X	X	X
	Establishments with 1,000 employees or more	—	X	X	X
337	Furniture and related product manufacturing				
	All establishments	19	111	765	2 877
	Establishments with 1 to 4 employees	12	X	X	X
	Establishments with 5 to 9 employees	4	X	X	X
	Establishments with 10 to 19 employees	2	X	X	X
	Establishments with 20 to 49 employees	1	X	X	X
	Establishments with 50 to 99 employees	—	X	X	X
	Establishments with 100 to 249 employees	—	X	X	X
	Establishments with 250 to 499 employees	—	X	X	X
	Establishments with 500 to 999 employees	—	X	X	X
	Establishments with 1,000 employees or more	—	X	X	X
339	Miscellaneous manufacturing				
	All establishments	63	755	6 441	27 898
	Establishments with 1 to 4 employees	39	X	X	X
	Establishments with 5 to 9 employees	7	X	X	X
	Establishments with 10 to 19 employees	8	X	X	X
	Establishments with 20 to 49 employees	5	X	X	X
	Establishments with 50 to 99 employees	3	X	X	X
	Establishments with 100 to 249 employees	1	X	X	X
	Establishments with 250 to 499 employees	—	X	X	X
	Establishments with 500 to 999 employees	—	X	X	X
	Establishments with 1,000 employees or more	—	X	X	X

See footnotes at end of table.

Table 5. Establishments, Employees, and Payroll by Industry and Employment Size of Establishments by County: 2004—Con.

[Excludes most government employees, railroad employees, and self-employed persons. Size class 1 to 4 employees includes establishments having payroll, but no employees, during mid-March pay period. For meaning of abbreviations and symbols, see introductory text. For explanation of terms, see Appendix A. For statement on reliability, see the note at the end of the table and Appendix C]

NAICS code	Geography, kind of business, and employment size class	Establishments (number)	Paid employees for pay period including March 12 (number)	First-quarter payroll (\$1,000)	Annual payroll (\$1,000)
	HUDSON—Con.				
31-33	Manufacturing—Con.				
339	Miscellaneous manufacturing—Con.				
3391	Medical equipment and supplies manufacturing				
	All establishments	26	131	841	3 784
	Establishments with 1 to 4 employees	19	X	X	X
	Establishments with 5 to 9 employees	4	X	X	X
	Establishments with 10 to 19 employees	1	X	X	X
	Establishments with 20 to 49 employees	2	X	X	X
	Establishments with 50 to 99 employees	—	X	X	X
	Establishments with 100 to 249 employees	—	X	X	X
	Establishments with 250 to 499 employees	—	X	X	X
	Establishments with 500 to 999 employees	—	X	X	X
	Establishments with 1,000 employees or more	—	X	X	X
33911	Medical equipment and supplies manufacturing				
	All establishments	26	131	841	3 784
	Establishments with 1 to 4 employees	19	X	X	X
	Establishments with 5 to 9 employees	4	X	X	X
	Establishments with 10 to 19 employees	1	X	X	X
	Establishments with 20 to 49 employees	2	X	X	X
	Establishments with 50 to 99 employees	—	X	X	X
	Establishments with 100 to 249 employees	—	X	X	X
	Establishments with 250 to 499 employees	—	X	X	X
	Establishments with 500 to 999 employees	—	X	X	X
	Establishments with 1,000 employees or more	—	X	X	X
3399	Other miscellaneous manufacturing				
	All establishments	37	624	5 600	24 114
	Establishments with 1 to 4 employees	20	X	X	X
	Establishments with 5 to 9 employees	7	X	X	X
	Establishments with 10 to 19 employees	3	X	X	X
	Establishments with 20 to 49 employees	3	X	X	X
	Establishments with 50 to 99 employees	3	X	X	X
	Establishments with 100 to 249 employees	1	X	X	X
	Establishments with 250 to 499 employees	—	X	X	X
	Establishments with 500 to 999 employees	—	X	X	X
	Establishments with 1,000 employees or more	—	X	X	X
33991	Jewelry and silverware manufacturing				
	All establishments	15	353	3 500	15 864
	Establishments with 1 to 4 employees	8	X	X	X
	Establishments with 5 to 9 employees	1	X	X	X
	Establishments with 10 to 19 employees	3	X	X	X
	Establishments with 20 to 49 employees	1	X	X	X
	Establishments with 50 to 99 employees	1	X	X	X
	Establishments with 100 to 249 employees	1	X	X	X
	Establishments with 250 to 499 employees	—	X	X	X
	Establishments with 500 to 999 employees	—	X	X	X
	Establishments with 1,000 employees or more	—	X	X	X
339911	Jewelry (except costume) manufacturing				
	All establishments	11	344	3 439	15 594
	Establishments with 1 to 4 employees	5	X	X	X
	Establishments with 5 to 9 employees	—	X	X	X
	Establishments with 10 to 19 employees	3	X	X	X
	Establishments with 20 to 49 employees	1	X	X	X
	Establishments with 50 to 99 employees	1	X	X	X
	Establishments with 100 to 249 employees	1	X	X	X
	Establishments with 250 to 499 employees	—	X	X	X
	Establishments with 500 to 999 employees	—	X	X	X
	Establishments with 1,000 employees or more	—	X	X	X
33992	Sporting and athletic goods manufacturing				
	All establishments	3	109	1 169	3 432
	Establishments with 1 to 4 employees	—	X	X	X
	Establishments with 5 to 9 employees	—	X	X	X
	Establishments with 10 to 19 employees	1	X	X	X
	Establishments with 20 to 49 employees	1	X	X	X
	Establishments with 50 to 99 employees	1	X	X	X
	Establishments with 100 to 249 employees	—	X	X	X
	Establishments with 250 to 499 employees	—	X	X	X
	Establishments with 500 to 999 employees	—	X	X	X
	Establishments with 1,000 employees or more	—	X	X	X
339920	Sporting and athletic goods manufacturing				
	All establishments	3	109	1 169	3 432
	Establishments with 1 to 4 employees	—	X	X	X
	Establishments with 5 to 9 employees	—	X	X	X
	Establishments with 10 to 19 employees	1	X	X	X
	Establishments with 20 to 49 employees	1	X	X	X
	Establishments with 50 to 99 employees	1	X	X	X
	Establishments with 100 to 249 employees	—	X	X	X
	Establishments with 250 to 499 employees	—	X	X	X
	Establishments with 500 to 999 employees	—	X	X	X
	Establishments with 1,000 employees or more	—	X	X	X

See footnotes at end of table.

Table 5. Establishments, Employees, and Payroll by Industry and Employment Size of Establishments by County: 2004—Con.

[Excludes most government employees, railroad employees, and self-employed persons. Size class 1 to 4 employees includes establishments having payroll, but no employees, during mid-March pay period. For meaning of abbreviations and symbols, see introductory text. For explanation of terms, see Appendix A. For statement on reliability, see the note at the end of the table and Appendix C]

NAICS code	Geography, kind of business, and employment size class	Establishments (number)	Paid employees for pay period including March 12 (number)	First-quarter payroll (\$1,000)	Annual payroll (\$1,000)
	HUDSON—Con.				
42	Wholesale trade				
	All establishments	950	21 575	230 998	949 914
	Establishments with 1 to 4 employees	524	X	X	X
	Establishments with 5 to 9 employees	151	X	X	X
	Establishments with 10 to 19 employees	110	X	X	X
	Establishments with 20 to 49 employees	88	X	X	X
	Establishments with 50 to 99 employees	38	X	X	X
	Establishments with 100 to 249 employees	28	X	X	X
	Establishments with 250 to 499 employees	5	X	X	X
	Establishments with 500 to 999 employees	3	X	X	X
	Establishments with 1,000 employees or more	3	X	X	X
423	Durable goods merchant wholesalers				
	All establishments	431	9 071	100 659	407 128
	Establishments with 1 to 4 employees	236	X	X	X
	Establishments with 5 to 9 employees	76	X	X	X
	Establishments with 10 to 19 employees	56	X	X	X
	Establishments with 20 to 49 employees	39	X	X	X
	Establishments with 50 to 99 employees	15	X	X	X
	Establishments with 100 to 249 employees	5	X	X	X
	Establishments with 250 to 499 employees	2	X	X	X
	Establishments with 500 to 999 employees	—	X	X	X
	Establishments with 1,000 employees or more	2	X	X	X
4231	Motor vehicle and motor vehicle parts and supplies merchant wholesalers				
	All establishments	34	224	1 758	7 938
	Establishments with 1 to 4 employees	21	X	X	X
	Establishments with 5 to 9 employees	6	X	X	X
	Establishments with 10 to 19 employees	5	X	X	X
	Establishments with 20 to 49 employees	2	X	X	X
	Establishments with 50 to 99 employees	—	X	X	X
	Establishments with 100 to 249 employees	—	X	X	X
	Establishments with 250 to 499 employees	—	X	X	X
	Establishments with 500 to 999 employees	—	X	X	X
	Establishments with 1,000 employees or more	—	X	X	X
4232	Furniture and home furnishing merchant wholesalers				
	All establishments	69	719	6 458	28 669
	Establishments with 1 to 4 employees	39	X	X	X
	Establishments with 5 to 9 employees	11	X	X	X
	Establishments with 10 to 19 employees	10	X	X	X
	Establishments with 20 to 49 employees	6	X	X	X
	Establishments with 50 to 99 employees	2	X	X	X
	Establishments with 100 to 249 employees	1	X	X	X
	Establishments with 250 to 499 employees	—	X	X	X
	Establishments with 500 to 999 employees	—	X	X	X
	Establishments with 1,000 employees or more	—	X	X	X
42322	Home furnishing merchant wholesalers				
	All establishments	59	639	5 954	26 137
	Establishments with 1 to 4 employees	33	X	X	X
	Establishments with 5 to 9 employees	11	X	X	X
	Establishments with 10 to 19 employees	8	X	X	X
	Establishments with 20 to 49 employees	4	X	X	X
	Establishments with 50 to 99 employees	2	X	X	X
	Establishments with 100 to 249 employees	1	X	X	X
	Establishments with 250 to 499 employees	—	X	X	X
	Establishments with 500 to 999 employees	—	X	X	X
	Establishments with 1,000 employees or more	—	X	X	X
423220	Home furnishing merchant wholesalers				
	All establishments	59	639	5 954	26 137
	Establishments with 1 to 4 employees	33	X	X	X
	Establishments with 5 to 9 employees	11	X	X	X
	Establishments with 10 to 19 employees	8	X	X	X
	Establishments with 20 to 49 employees	4	X	X	X
	Establishments with 50 to 99 employees	2	X	X	X
	Establishments with 100 to 249 employees	1	X	X	X
	Establishments with 250 to 499 employees	—	X	X	X
	Establishments with 500 to 999 employees	—	X	X	X
	Establishments with 1,000 employees or more	—	X	X	X
4233	Lumber and other construction materials merchant wholesalers				
	All establishments	29	714	6 642	29 745
	Establishments with 1 to 4 employees	8	X	X	X
	Establishments with 5 to 9 employees	7	X	X	X
	Establishments with 10 to 19 employees	8	X	X	X
	Establishments with 20 to 49 employees	3	X	X	X
	Establishments with 50 to 99 employees	2	X	X	X
	Establishments with 100 to 249 employees	—	X	X	X
	Establishments with 250 to 499 employees	1	X	X	X
	Establishments with 500 to 999 employees	—	X	X	X
	Establishments with 1,000 employees or more	—	X	X	X

See footnotes at end of table.

Table 5. Establishments, Employees, and Payroll by Industry and Employment Size of Establishments by County: 2004—Con.

[Excludes most government employees, railroad employees, and self-employed persons. Size class 1 to 4 employees includes establishments having payroll, but no employees, during mid-March pay period. For meaning of abbreviations and symbols, see introductory text. For explanation of terms, see Appendix A. For statement on reliability, see the note at the end of the table and Appendix C]

NAICS code	Geography, kind of business, and employment size class	Establishments (number)	Paid employees for pay period including March 12 (number)	First-quarter payroll (\$1,000)	Annual payroll (\$1,000)
42	HUDSON—Con.				
	Wholesale trade—Con.				
423	Durable goods merchant wholesalers—Con.				
4233	Lumber and other construction materials merchant wholesalers—Con.				
42331	Lumber, plywood, millwork, and wood panel merchant wholesalers				
	All establishments	12	515	4 823	19 987
	Establishments with 1 to 4 employees	3	X	X	X
	Establishments with 5 to 9 employees	3	X	X	X
	Establishments with 10 to 19 employees	2	X	X	X
	Establishments with 20 to 49 employees	2	X	X	X
	Establishments with 50 to 99 employees	1	X	X	X
	Establishments with 100 to 249 employees	—	X	X	X
	Establishments with 250 to 499 employees	1	X	X	X
	Establishments with 500 to 999 employees	—	X	X	X
	Establishments with 1,000 employees or more	—	X	X	X
423310	Lumber, plywood, millwork, and wood panel merchant wholesalers				
	All establishments	12	515	4 823	19 987
	Establishments with 1 to 4 employees	3	X	X	X
	Establishments with 5 to 9 employees	3	X	X	X
	Establishments with 10 to 19 employees	2	X	X	X
	Establishments with 20 to 49 employees	2	X	X	X
	Establishments with 50 to 99 employees	1	X	X	X
	Establishments with 100 to 249 employees	—	X	X	X
	Establishments with 250 to 499 employees	1	X	X	X
	Establishments with 500 to 999 employees	—	X	X	X
	Establishments with 1,000 employees or more	—	X	X	X
42339	Other construction material merchant wholesalers				
	All establishments	5	101	848	4 568
	Establishments with 1 to 4 employees	—	X	X	X
	Establishments with 5 to 9 employees	1	X	X	X
	Establishments with 10 to 19 employees	3	X	X	X
	Establishments with 20 to 49 employees	—	X	X	X
	Establishments with 50 to 99 employees	1	X	X	X
	Establishments with 100 to 249 employees	—	X	X	X
	Establishments with 250 to 499 employees	—	X	X	X
	Establishments with 500 to 999 employees	—	X	X	X
	Establishments with 1,000 employees or more	—	X	X	X
423390	Other construction material merchant wholesalers				
	All establishments	5	101	848	4 568
	Establishments with 1 to 4 employees	—	X	X	X
	Establishments with 5 to 9 employees	1	X	X	X
	Establishments with 10 to 19 employees	3	X	X	X
	Establishments with 20 to 49 employees	—	X	X	X
	Establishments with 50 to 99 employees	1	X	X	X
	Establishments with 100 to 249 employees	—	X	X	X
	Establishments with 250 to 499 employees	—	X	X	X
	Establishments with 500 to 999 employees	—	X	X	X
	Establishments with 1,000 employees or more	—	X	X	X
4234	Professional and commercial equipment and supplies merchant wholesalers				
	All establishments	55	2 540	13 226	47 159
	Establishments with 1 to 4 employees	33	X	X	X
	Establishments with 5 to 9 employees	9	X	X	X
	Establishments with 10 to 19 employees	5	X	X	X
	Establishments with 20 to 49 employees	3	X	X	X
	Establishments with 50 to 99 employees	2	X	X	X
	Establishments with 100 to 249 employees	1	X	X	X
	Establishments with 250 to 499 employees	1	X	X	X
	Establishments with 500 to 999 employees	—	X	X	X
	Establishments with 1,000 employees or more	1	X	X	X
42342	Office equipment merchant wholesalers				
	All establishments	12	106	834	3 223
	Establishments with 1 to 4 employees	7	X	X	X
	Establishments with 5 to 9 employees	3	X	X	X
	Establishments with 10 to 19 employees	—	X	X	X
	Establishments with 20 to 49 employees	2	X	X	X
	Establishments with 50 to 99 employees	—	X	X	X
	Establishments with 100 to 249 employees	—	X	X	X
	Establishments with 250 to 499 employees	—	X	X	X
	Establishments with 500 to 999 employees	—	X	X	X
	Establishments with 1,000 employees or more	—	X	X	X
423420	Office equipment merchant wholesalers				
	All establishments	12	106	834	3 223
	Establishments with 1 to 4 employees	7	X	X	X
	Establishments with 5 to 9 employees	3	X	X	X
	Establishments with 10 to 19 employees	—	X	X	X
	Establishments with 20 to 49 employees	2	X	X	X
	Establishments with 50 to 99 employees	—	X	X	X
	Establishments with 100 to 249 employees	—	X	X	X
	Establishments with 250 to 499 employees	—	X	X	X
	Establishments with 500 to 999 employees	—	X	X	X
	Establishments with 1,000 employees or more	—	X	X	X

See footnotes at end of table.

Table 5. Establishments, Employees, and Payroll by Industry and Employment Size of Establishments by County: 2004—Con.

[Excludes most government employees, railroad employees, and self-employed persons. Size class 1 to 4 employees includes establishments having payroll, but no employees, during mid-March pay period. For meaning of abbreviations and symbols, see introductory text. For explanation of terms, see Appendix A. For statement on reliability, see the note at the end of the table and Appendix C]

NAICS code	Geography, kind of business, and employment size class	Establishments (number)	Paid employees for pay period including March 12 (number)	First-quarter payroll (\$1,000)	Annual payroll (\$1,000)
	HUDSON—Con.				
42	Wholesale trade—Con.				
423	Durable goods merchant wholesalers—Con.				
4234	Professional and commercial equipment and supplies merchant wholesalers—Con.				
42343	Computer and computer peripheral equipment and software merchant wholesalers				
	All establishments	9	118	1 519	6 187
	Establishments with 1 to 4 employees	6	X	X	X
	Establishments with 5 to 9 employees	2	X	X	X
	Establishments with 10 to 19 employees	—	X	X	X
	Establishments with 20 to 49 employees	—	X	X	X
	Establishments with 50 to 99 employees	1	X	X	X
	Establishments with 100 to 249 employees	—	X	X	X
	Establishments with 250 to 499 employees	—	X	X	X
	Establishments with 500 to 999 employees	—	X	X	X
	Establishments with 1,000 employees or more	—	X	X	X
423430	Computer and computer peripheral equipment and software merchant wholesalers				
	All establishments	9	118	1 519	6 187
	Establishments with 1 to 4 employees	6	X	X	X
	Establishments with 5 to 9 employees	2	X	X	X
	Establishments with 10 to 19 employees	—	X	X	X
	Establishments with 20 to 49 employees	—	X	X	X
	Establishments with 50 to 99 employees	1	X	X	X
	Establishments with 100 to 249 employees	—	X	X	X
	Establishments with 250 to 499 employees	—	X	X	X
	Establishments with 500 to 999 employees	—	X	X	X
	Establishments with 1,000 employees or more	—	X	X	X
42344	Other commercial equipment merchant wholesalers				
	All establishments	16	168	1 801	8 741
	Establishments with 1 to 4 employees	9	X	X	X
	Establishments with 5 to 9 employees	4	X	X	X
	Establishments with 10 to 19 employees	2	X	X	X
	Establishments with 20 to 49 employees	—	X	X	X
	Establishments with 50 to 99 employees	1	X	X	X
	Establishments with 100 to 249 employees	—	X	X	X
	Establishments with 250 to 499 employees	—	X	X	X
	Establishments with 500 to 999 employees	—	X	X	X
	Establishments with 1,000 employees or more	—	X	X	X
423440	Other commercial equipment merchant wholesalers				
	All establishments	16	168	1 801	8 741
	Establishments with 1 to 4 employees	9	X	X	X
	Establishments with 5 to 9 employees	4	X	X	X
	Establishments with 10 to 19 employees	2	X	X	X
	Establishments with 20 to 49 employees	—	X	X	X
	Establishments with 50 to 99 employees	1	X	X	X
	Establishments with 100 to 249 employees	—	X	X	X
	Establishments with 250 to 499 employees	—	X	X	X
	Establishments with 500 to 999 employees	—	X	X	X
	Establishments with 1,000 employees or more	—	X	X	X
42345	Medical, dental, and hospital equipment and supplies merchant wholesalers				
	All establishments	11	168	1 521	6 659
	Establishments with 1 to 4 employees	8	X	X	X
	Establishments with 5 to 9 employees	—	X	X	X
	Establishments with 10 to 19 employees	2	X	X	X
	Establishments with 20 to 49 employees	—	X	X	X
	Establishments with 50 to 99 employees	—	X	X	X
	Establishments with 100 to 249 employees	1	X	X	X
	Establishments with 250 to 499 employees	—	X	X	X
	Establishments with 500 to 999 employees	—	X	X	X
	Establishments with 1,000 employees or more	—	X	X	X
423450	Medical, dental, and hospital equipment and supplies merchant wholesalers				
	All establishments	11	168	1 521	6 659
	Establishments with 1 to 4 employees	8	X	X	X
	Establishments with 5 to 9 employees	—	X	X	X
	Establishments with 10 to 19 employees	2	X	X	X
	Establishments with 20 to 49 employees	—	X	X	X
	Establishments with 50 to 99 employees	—	X	X	X
	Establishments with 100 to 249 employees	1	X	X	X
	Establishments with 250 to 499 employees	—	X	X	X
	Establishments with 500 to 999 employees	—	X	X	X
	Establishments with 1,000 employees or more	—	X	X	X

See footnotes at end of table.

Table 5. Establishments, Employees, and Payroll by Industry and Employment Size of Establishments by County: 2004—Con.

[Excludes most government employees, railroad employees, and self-employed persons. Size class 1 to 4 employees includes establishments having payroll, but no employees, during mid-March pay period. For meaning of abbreviations and symbols, see introductory text. For explanation of terms, see Appendix A. For statement on reliability, see the note at the end of the table and Appendix C]

NAICS code	Geography, kind of business, and employment size class	Establishments (number)	Paid employees for pay period including March 12 (number)	First-quarter payroll (\$1,000)	Annual payroll (\$1,000)
42	HUDSON—Con.				
	Wholesale trade—Con.				
423	Durable goods merchant wholesalers—Con.				
4234	Professional and commercial equipment and supplies merchant wholesalers—Con.				
42346	Ophthalmic goods merchant wholesalers				
	All establishments	3	g	D	D
	Establishments with 1 to 4 employees	1	X	X	X
	Establishments with 5 to 9 employees	—	X	X	X
	Establishments with 10 to 19 employees	—	X	X	X
	Establishments with 20 to 49 employees	—	X	X	X
	Establishments with 50 to 99 employees	—	X	X	X
	Establishments with 100 to 249 employees	—	X	X	X
	Establishments with 250 to 499 employees	1	X	X	X
	Establishments with 500 to 999 employees	—	X	X	X
	Establishments with 1,000 employees or more	1	X	X	X
423460	Ophthalmic goods merchant wholesalers				
	All establishments	3	g	D	D
	Establishments with 1 to 4 employees	1	X	X	X
	Establishments with 5 to 9 employees	—	X	X	X
	Establishments with 10 to 19 employees	—	X	X	X
	Establishments with 20 to 49 employees	—	X	X	X
	Establishments with 50 to 99 employees	—	X	X	X
	Establishments with 100 to 249 employees	—	X	X	X
	Establishments with 250 to 499 employees	1	X	X	X
	Establishments with 500 to 999 employees	—	X	X	X
	Establishments with 1,000 employees or more	1	X	X	X
4235	Metal and mineral (except petroleum) merchant wholesalers				
	All establishments	11	175	1 598	7 676
	Establishments with 1 to 4 employees	5	X	X	X
	Establishments with 5 to 9 employees	1	X	X	X
	Establishments with 10 to 19 employees	2	X	X	X
	Establishments with 20 to 49 employees	2	X	X	X
	Establishments with 50 to 99 employees	1	X	X	X
	Establishments with 100 to 249 employees	—	X	X	X
	Establishments with 250 to 499 employees	—	X	X	X
	Establishments with 500 to 999 employees	—	X	X	X
	Establishments with 1,000 employees or more	—	X	X	X
42351	Metal service centers and other metal merchant wholesalers				
	All establishments	11	175	1 598	7 676
	Establishments with 1 to 4 employees	5	X	X	X
	Establishments with 5 to 9 employees	1	X	X	X
	Establishments with 10 to 19 employees	2	X	X	X
	Establishments with 20 to 49 employees	2	X	X	X
	Establishments with 50 to 99 employees	1	X	X	X
	Establishments with 100 to 249 employees	—	X	X	X
	Establishments with 250 to 499 employees	—	X	X	X
	Establishments with 500 to 999 employees	—	X	X	X
	Establishments with 1,000 employees or more	—	X	X	X
423510	Metal service centers and other metal merchant wholesalers				
	All establishments	11	175	1 598	7 676
	Establishments with 1 to 4 employees	5	X	X	X
	Establishments with 5 to 9 employees	1	X	X	X
	Establishments with 10 to 19 employees	2	X	X	X
	Establishments with 20 to 49 employees	2	X	X	X
	Establishments with 50 to 99 employees	1	X	X	X
	Establishments with 100 to 249 employees	—	X	X	X
	Establishments with 250 to 499 employees	—	X	X	X
	Establishments with 500 to 999 employees	—	X	X	X
	Establishments with 1,000 employees or more	—	X	X	X
4236	Electrical and electronic goods merchant wholesalers				
	All establishments	39	2 354	44 201	173 838
	Establishments with 1 to 4 employees	20	X	X	X
	Establishments with 5 to 9 employees	8	X	X	X
	Establishments with 10 to 19 employees	3	X	X	X
	Establishments with 20 to 49 employees	7	X	X	X
	Establishments with 50 to 99 employees	—	X	X	X
	Establishments with 100 to 249 employees	—	X	X	X
	Establishments with 250 to 499 employees	—	X	X	X
	Establishments with 500 to 999 employees	—	X	X	X
	Establishments with 1,000 employees or more	1	X	X	X
42361	Electrical apparatus and equipment, wiring supplies, and related equipment merchant wholesalers				
	All establishments	18	c	D	D
	Establishments with 1 to 4 employees	7	X	X	X
	Establishments with 5 to 9 employees	6	X	X	X
	Establishments with 10 to 19 employees	1	X	X	X
	Establishments with 20 to 49 employees	4	X	X	X
	Establishments with 50 to 99 employees	—	X	X	X
	Establishments with 100 to 249 employees	—	X	X	X
	Establishments with 250 to 499 employees	—	X	X	X
	Establishments with 500 to 999 employees	—	X	X	X

See footnotes at end of table.

Table 5. Establishments, Employees, and Payroll by Industry and Employment Size of Establishments by County: 2004—Con.

[Excludes most government employees, railroad employees, and self-employed persons. Size class 1 to 4 employees includes establishments having payroll, but no employees, during mid-March pay period. For meaning of abbreviations and symbols, see introductory text. For explanation of terms, see Appendix A. For statement on reliability, see the note at the end of the table and Appendix C]

NAICS code	Geography, kind of business, and employment size class	Establishments (number)	Paid employees for pay period including March 12 (number)	First-quarter payroll (\$1,000)	Annual payroll (\$1,000)
	HUDSON—Con.				
42	Wholesale trade—Con.				
423	Durable goods merchant wholesalers—Con.				
4236	Electrical and electronic goods merchant wholesalers—Con.				
42361	Electrical apparatus and equipment, wiring supplies, and related equipment merchant wholesalers—Con.				
	All establishments—Con.				
	Establishments with 1,000 employees or more	—	X	X	X
423610	Electrical apparatus and equipment, wiring supplies, and related equipment merchant wholesalers				
	All establishments	18	c	D	D
	Establishments with 1 to 4 employees	7	X	X	X
	Establishments with 5 to 9 employees	6	X	X	X
	Establishments with 10 to 19 employees	1	X	X	X
	Establishments with 20 to 49 employees	4	X	X	X
	Establishments with 50 to 99 employees	—	X	X	X
	Establishments with 100 to 249 employees	—	X	X	X
	Establishments with 250 to 499 employees	—	X	X	X
	Establishments with 500 to 999 employees	—	X	X	X
	Establishments with 1,000 employees or more	—	X	X	X
42362	Electrical and electronic appliance, television, and radio set merchant wholesalers				
	All establishments	6	g	D	D
	Establishments with 1 to 4 employees	3	X	X	X
	Establishments with 5 to 9 employees	—	X	X	X
	Establishments with 10 to 19 employees	1	X	X	X
	Establishments with 20 to 49 employees	1	X	X	X
	Establishments with 50 to 99 employees	—	X	X	X
	Establishments with 100 to 249 employees	—	X	X	X
	Establishments with 250 to 499 employees	—	X	X	X
	Establishments with 500 to 999 employees	—	X	X	X
	Establishments with 1,000 employees or more	1	X	X	X
423620	Electrical and electronic appliance, television, and radio set merchant wholesalers				
	All establishments	6	g	D	D
	Establishments with 1 to 4 employees	3	X	X	X
	Establishments with 5 to 9 employees	—	X	X	X
	Establishments with 10 to 19 employees	1	X	X	X
	Establishments with 20 to 49 employees	1	X	X	X
	Establishments with 50 to 99 employees	—	X	X	X
	Establishments with 100 to 249 employees	—	X	X	X
	Establishments with 250 to 499 employees	—	X	X	X
	Establishments with 500 to 999 employees	—	X	X	X
	Establishments with 1,000 employees or more	1	X	X	X
42369	Other electronic parts and equipment merchant wholesalers				
	All establishments	15	c	D	D
	Establishments with 1 to 4 employees	10	X	X	X
	Establishments with 5 to 9 employees	2	X	X	X
	Establishments with 10 to 19 employees	1	X	X	X
	Establishments with 20 to 49 employees	2	X	X	X
	Establishments with 50 to 99 employees	—	X	X	X
	Establishments with 100 to 249 employees	—	X	X	X
	Establishments with 250 to 499 employees	—	X	X	X
	Establishments with 500 to 999 employees	—	X	X	X
	Establishments with 1,000 employees or more	—	X	X	X
423690	Other electronic parts and equipment merchant wholesalers				
	All establishments	15	c	D	D
	Establishments with 1 to 4 employees	10	X	X	X
	Establishments with 5 to 9 employees	2	X	X	X
	Establishments with 10 to 19 employees	1	X	X	X
	Establishments with 20 to 49 employees	2	X	X	X
	Establishments with 50 to 99 employees	—	X	X	X
	Establishments with 100 to 249 employees	—	X	X	X
	Establishments with 250 to 499 employees	—	X	X	X
	Establishments with 500 to 999 employees	—	X	X	X
	Establishments with 1,000 employees or more	—	X	X	X
4237	Hardware, and plumbing and heating equipment and supplies merchant wholesalers				
	All establishments	21	342	3 422	14 750
	Establishments with 1 to 4 employees	6	X	X	X
	Establishments with 5 to 9 employees	5	X	X	X
	Establishments with 10 to 19 employees	5	X	X	X
	Establishments with 20 to 49 employees	4	X	X	X
	Establishments with 50 to 99 employees	1	X	X	X
	Establishments with 100 to 249 employees	—	X	X	X
	Establishments with 250 to 499 employees	—	X	X	X
	Establishments with 500 to 999 employees	—	X	X	X
	Establishments with 1,000 employees or more	—	X	X	X

See footnotes at end of table.

Table 5. Establishments, Employees, and Payroll by Industry and Employment Size of Establishments by County: 2004—Con.

[Excludes most government employees, railroad employees, and self-employed persons. Size class 1 to 4 employees includes establishments having payroll, but no employees, during mid-March pay period. For meaning of abbreviations and symbols, see introductory text. For explanation of terms, see Appendix A. For statement on reliability, see the note at the end of the table and Appendix C]

NAICS code	Geography, kind of business, and employment size class	Establishments (number)	Paid employees for pay period including March 12 (number)	First-quarter payroll (\$1,000)	Annual payroll (\$1,000)
42	HUDSON—Con.				
	Wholesale trade—Con.				
423	Durable goods merchant wholesalers—Con.				
4237	Hardware, and plumbing and heating equipment and supplies merchant wholesalers—Con.				
42371	Hardware merchant wholesalers				
	All establishments	11	231	2 247	10 213
	Establishments with 1 to 4 employees	4	X	X	X
	Establishments with 5 to 9 employees	1	X	X	X
	Establishments with 10 to 19 employees	3	X	X	X
	Establishments with 20 to 49 employees	2	X	X	X
	Establishments with 50 to 99 employees	1	X	X	X
	Establishments with 100 to 249 employees	—	X	X	X
	Establishments with 250 to 499 employees	—	X	X	X
	Establishments with 500 to 999 employees	—	X	X	X
	Establishments with 1,000 employees or more	—	X	X	X
423710	Hardware merchant wholesalers				
	All establishments	11	231	2 247	10 213
	Establishments with 1 to 4 employees	4	X	X	X
	Establishments with 5 to 9 employees	1	X	X	X
	Establishments with 10 to 19 employees	3	X	X	X
	Establishments with 20 to 49 employees	2	X	X	X
	Establishments with 50 to 99 employees	1	X	X	X
	Establishments with 100 to 249 employees	—	X	X	X
	Establishments with 250 to 499 employees	—	X	X	X
	Establishments with 500 to 999 employees	—	X	X	X
	Establishments with 1,000 employees or more	—	X	X	X
4238	Machinery, equipment, and supplies merchant wholesalers				
	All establishments	66	583	7 900	32 833
	Establishments with 1 to 4 employees	36	X	X	X
	Establishments with 5 to 9 employees	13	X	X	X
	Establishments with 10 to 19 employees	10	X	X	X
	Establishments with 20 to 49 employees	6	X	X	X
	Establishments with 50 to 99 employees	1	X	X	X
	Establishments with 100 to 249 employees	—	X	X	X
	Establishments with 250 to 499 employees	—	X	X	X
	Establishments with 500 to 999 employees	—	X	X	X
	Establishments with 1,000 employees or more	—	X	X	X
42383	Industrial machinery and equipment merchant wholesalers				
	All establishments	36	343	5 108	19 525
	Establishments with 1 to 4 employees	22	X	X	X
	Establishments with 5 to 9 employees	6	X	X	X
	Establishments with 10 to 19 employees	3	X	X	X
	Establishments with 20 to 49 employees	4	X	X	X
	Establishments with 50 to 99 employees	1	X	X	X
	Establishments with 100 to 249 employees	—	X	X	X
	Establishments with 250 to 499 employees	—	X	X	X
	Establishments with 500 to 999 employees	—	X	X	X
	Establishments with 1,000 employees or more	—	X	X	X
423830	Industrial machinery and equipment merchant wholesalers				
	All establishments	36	343	5 108	19 525
	Establishments with 1 to 4 employees	22	X	X	X
	Establishments with 5 to 9 employees	6	X	X	X
	Establishments with 10 to 19 employees	3	X	X	X
	Establishments with 20 to 49 employees	4	X	X	X
	Establishments with 50 to 99 employees	1	X	X	X
	Establishments with 100 to 249 employees	—	X	X	X
	Establishments with 250 to 499 employees	—	X	X	X
	Establishments with 500 to 999 employees	—	X	X	X
	Establishments with 1,000 employees or more	—	X	X	X
4239	Miscellaneous durable goods merchant wholesalers				
	All establishments	107	1 420	15 454	64 520
	Establishments with 1 to 4 employees	68	X	X	X
	Establishments with 5 to 9 employees	16	X	X	X
	Establishments with 10 to 19 employees	8	X	X	X
	Establishments with 20 to 49 employees	6	X	X	X
	Establishments with 50 to 99 employees	6	X	X	X
	Establishments with 100 to 249 employees	3	X	X	X
	Establishments with 250 to 499 employees	—	X	X	X
	Establishments with 500 to 999 employees	—	X	X	X
	Establishments with 1,000 employees or more	—	X	X	X
42392	Toy and hobby goods and supplies merchant wholesalers				
	All establishments	6	189	2 022	8 391
	Establishments with 1 to 4 employees	2	X	X	X
	Establishments with 5 to 9 employees	1	X	X	X
	Establishments with 10 to 19 employees	—	X	X	X
	Establishments with 20 to 49 employees	2	X	X	X
	Establishments with 50 to 99 employees	—	X	X	X
	Establishments with 100 to 249 employees	1	X	X	X
	Establishments with 250 to 499 employees	—	X	X	X
	Establishments with 500 to 999 employees	—	X	X	X
	Establishments with 1,000 employees or more	—	X	X	X

See footnotes at end of table.

Table 5. Establishments, Employees, and Payroll by Industry and Employment Size of Establishments by County: 2004—Con.

[Excludes most government employees, railroad employees, and self-employed persons. Size class 1 to 4 employees includes establishments having payroll, but no employees, during mid-March pay period. For meaning of abbreviations and symbols, see introductory text. For explanation of terms, see Appendix A. For statement on reliability, see the note at the end of the table and Appendix C]

NAICS code	Geography, kind of business, and employment size class	Establishments (number)	Paid employees for pay period including March 12 (number)	First-quarter payroll (\$1,000)	Annual payroll (\$1,000)
42	HUDSON—Con.				
	Wholesale trade—Con.				
423	Durable goods merchant wholesalers—Con.				
4239	Miscellaneous durable goods merchant wholesalers—Con.				
42392	Toy and hobby goods and supplies merchant wholesalers—Con.				
423920	Toy and hobby goods and supplies merchant wholesalers				
	All establishments	6	189	2 022	8 391
	Establishments with 1 to 4 employees	2	X	X	X
	Establishments with 5 to 9 employees	1	X	X	X
	Establishments with 10 to 19 employees	—	X	X	X
	Establishments with 20 to 49 employees	2	X	X	X
	Establishments with 50 to 99 employees	—	X	X	X
	Establishments with 100 to 249 employees	1	X	X	X
	Establishments with 250 to 499 employees	—	X	X	X
	Establishments with 500 to 999 employees	—	X	X	X
	Establishments with 1,000 employees or more	—	X	X	X
42393	Recyclable material merchant wholesalers				
	All establishments	30	623	4 878	23 343
	Establishments with 1 to 4 employees	14	X	X	X
	Establishments with 5 to 9 employees	9	X	X	X
	Establishments with 10 to 19 employees	2	X	X	X
	Establishments with 20 to 49 employees	1	X	X	X
	Establishments with 50 to 99 employees	2	X	X	X
	Establishments with 100 to 249 employees	2	X	X	X
	Establishments with 250 to 499 employees	—	X	X	X
	Establishments with 500 to 999 employees	—	X	X	X
	Establishments with 1,000 employees or more	—	X	X	X
423930	Recyclable material merchant wholesalers				
	All establishments	30	623	4 878	23 343
	Establishments with 1 to 4 employees	14	X	X	X
	Establishments with 5 to 9 employees	9	X	X	X
	Establishments with 10 to 19 employees	2	X	X	X
	Establishments with 20 to 49 employees	1	X	X	X
	Establishments with 50 to 99 employees	2	X	X	X
	Establishments with 100 to 249 employees	2	X	X	X
	Establishments with 250 to 499 employees	—	X	X	X
	Establishments with 500 to 999 employees	—	X	X	X
	Establishments with 1,000 employees or more	—	X	X	X
42394	Jewelry, watch, precious stone, and precious metal merchant wholesalers				
	All establishments	35	484	7 402	27 590
	Establishments with 1 to 4 employees	24	X	X	X
	Establishments with 5 to 9 employees	1	X	X	X
	Establishments with 10 to 19 employees	3	X	X	X
	Establishments with 20 to 49 employees	3	X	X	X
	Establishments with 50 to 99 employees	4	X	X	X
	Establishments with 100 to 249 employees	—	X	X	X
	Establishments with 250 to 499 employees	—	X	X	X
	Establishments with 500 to 999 employees	—	X	X	X
	Establishments with 1,000 employees or more	—	X	X	X
423940	Jewelry, watch, precious stone, and precious metal merchant wholesalers				
	All establishments	35	484	7 402	27 590
	Establishments with 1 to 4 employees	24	X	X	X
	Establishments with 5 to 9 employees	1	X	X	X
	Establishments with 10 to 19 employees	3	X	X	X
	Establishments with 20 to 49 employees	3	X	X	X
	Establishments with 50 to 99 employees	4	X	X	X
	Establishments with 100 to 249 employees	—	X	X	X
	Establishments with 250 to 499 employees	—	X	X	X
	Establishments with 500 to 999 employees	—	X	X	X
	Establishments with 1,000 employees or more	—	X	X	X
424	Nondurable goods merchant wholesalers				
	All establishments	461	12 367	128 617	531 757
	Establishments with 1 to 4 employees	239	X	X	X
	Establishments with 5 to 9 employees	67	X	X	X
	Establishments with 10 to 19 employees	53	X	X	X
	Establishments with 20 to 49 employees	49	X	X	X
	Establishments with 50 to 99 employees	23	X	X	X
	Establishments with 100 to 249 employees	23	X	X	X
	Establishments with 250 to 499 employees	3	X	X	X
	Establishments with 500 to 999 employees	3	X	X	X
	Establishments with 1,000 employees or more	1	X	X	X
4241	Paper and paper product merchant wholesalers				
	All establishments	41	709	11 925	46 957
	Establishments with 1 to 4 employees	26	X	X	X
	Establishments with 5 to 9 employees	5	X	X	X
	Establishments with 10 to 19 employees	3	X	X	X
	Establishments with 20 to 49 employees	2	X	X	X
	Establishments with 50 to 99 employees	2	X	X	X
	Establishments with 100 to 249 employees	3	X	X	X

See footnotes at end of table.

Table 5. Establishments, Employees, and Payroll by Industry and Employment Size of Establishments by County: 2004—Con.

[Excludes most government employees, railroad employees, and self-employed persons. Size class 1 to 4 employees includes establishments having payroll, but no employees, during mid-March pay period. For meaning of abbreviations and symbols, see introductory text. For explanation of terms, see Appendix A. For statement on reliability, see the note at the end of the table and Appendix C]

NAICS code	Geography, kind of business, and employment size class	Establishments (number)	Paid employees for pay period including March 12 (number)	First-quarter payroll (\$1,000)	Annual payroll (\$1,000)
	HUDSON—Con.				
42	Wholesale trade—Con.				
424	Nondurable goods merchant wholesalers—Con.				
4241	Paper and paper product merchant wholesalers—Con.				
	All establishments—Con.				
	Establishments with 250 to 499 employees	—	X	X	X
	Establishments with 500 to 999 employees	—	X	X	X
	Establishments with 1,000 employees or more	—	X	X	X
42411	Printing and writing paper merchant wholesalers				
	All establishments	8	135	3 235	11 973
	Establishments with 1 to 4 employees	4	X	X	X
	Establishments with 5 to 9 employees	1	X	X	X
	Establishments with 10 to 19 employees	1	X	X	X
	Establishments with 20 to 49 employees	—	X	X	X
	Establishments with 50 to 99 employees	2	X	X	X
	Establishments with 100 to 249 employees	—	X	X	X
	Establishments with 250 to 499 employees	—	X	X	X
	Establishments with 500 to 999 employees	—	X	X	X
	Establishments with 1,000 employees or more	—	X	X	X
424110	Printing and writing paper merchant wholesalers				
	All establishments	8	135	3 235	11 973
	Establishments with 1 to 4 employees	4	X	X	X
	Establishments with 5 to 9 employees	1	X	X	X
	Establishments with 10 to 19 employees	1	X	X	X
	Establishments with 20 to 49 employees	—	X	X	X
	Establishments with 50 to 99 employees	2	X	X	X
	Establishments with 100 to 249 employees	—	X	X	X
	Establishments with 250 to 499 employees	—	X	X	X
	Establishments with 500 to 999 employees	—	X	X	X
	Establishments with 1,000 employees or more	—	X	X	X
42412	Stationery and office supplies merchant wholesalers				
	All establishments	18	349	4 798	17 250
	Establishments with 1 to 4 employees	11	X	X	X
	Establishments with 5 to 9 employees	3	X	X	X
	Establishments with 10 to 19 employees	1	X	X	X
	Establishments with 20 to 49 employees	1	X	X	X
	Establishments with 50 to 99 employees	—	X	X	X
	Establishments with 100 to 249 employees	2	X	X	X
	Establishments with 250 to 499 employees	—	X	X	X
	Establishments with 500 to 999 employees	—	X	X	X
	Establishments with 1,000 employees or more	—	X	X	X
424120	Stationery and office supplies merchant wholesalers				
	All establishments	18	349	4 798	17 250
	Establishments with 1 to 4 employees	11	X	X	X
	Establishments with 5 to 9 employees	3	X	X	X
	Establishments with 10 to 19 employees	1	X	X	X
	Establishments with 20 to 49 employees	1	X	X	X
	Establishments with 50 to 99 employees	—	X	X	X
	Establishments with 100 to 249 employees	2	X	X	X
	Establishments with 250 to 499 employees	—	X	X	X
	Establishments with 500 to 999 employees	—	X	X	X
	Establishments with 1,000 employees or more	—	X	X	X
42413	Industrial and personal service paper merchant wholesalers				
	All establishments	15	225	3 892	17 734
	Establishments with 1 to 4 employees	11	X	X	X
	Establishments with 5 to 9 employees	1	X	X	X
	Establishments with 10 to 19 employees	1	X	X	X
	Establishments with 20 to 49 employees	1	X	X	X
	Establishments with 50 to 99 employees	—	X	X	X
	Establishments with 100 to 249 employees	1	X	X	X
	Establishments with 250 to 499 employees	—	X	X	X
	Establishments with 500 to 999 employees	—	X	X	X
	Establishments with 1,000 employees or more	—	X	X	X
424130	Industrial and personal service paper merchant wholesalers				
	All establishments	15	225	3 892	17 734
	Establishments with 1 to 4 employees	11	X	X	X
	Establishments with 5 to 9 employees	1	X	X	X
	Establishments with 10 to 19 employees	1	X	X	X
	Establishments with 20 to 49 employees	1	X	X	X
	Establishments with 50 to 99 employees	—	X	X	X
	Establishments with 100 to 249 employees	1	X	X	X
	Establishments with 250 to 499 employees	—	X	X	X
	Establishments with 500 to 999 employees	—	X	X	X
	Establishments with 1,000 employees or more	—	X	X	X
4242	Drugs and druggists' sundries merchant wholesalers				

See footnotes at end of table.

Table 5. Establishments, Employees, and Payroll by Industry and Employment Size of Establishments by County: 2004—Con.

[Excludes most government employees, railroad employees, and self-employed persons. Size class 1 to 4 employees includes establishments having payroll, but no employees, during mid-March pay period. For meaning of abbreviations and symbols, see introductory text. For explanation of terms, see Appendix A. For statement on reliability, see the note at the end of the table and Appendix C]

NAICS code	Geography, kind of business, and employment size class	Establishments (number)	Paid employees for pay period including March 12 (number)	First-quarter payroll (\$1,000)	Annual payroll (\$1,000)
42	HUDSON—Con.				
	Wholesale trade—Con.				
424	Nondurable goods merchant wholesalers—Con.				
4242	Drugs and druggists' sundries merchant wholesalers—Con.				
	All establishments	39	720	7 680	27 751
	Establishments with 1 to 4 employees	22	X	X	X
	Establishments with 5 to 9 employees	5	X	X	X
	Establishments with 10 to 19 employees	5	X	X	X
	Establishments with 20 to 49 employees	3	X	X	X
	Establishments with 50 to 99 employees	2	X	X	X
	Establishments with 100 to 249 employees	2	X	X	X
	Establishments with 250 to 499 employees	—	X	X	X
	Establishments with 500 to 999 employees	—	X	X	X
	Establishments with 1,000 employees or more	—	X	X	X
42421	Drugs and druggists' sundries merchant wholesalers				
	All establishments	39	720	7 680	27 751
	Establishments with 1 to 4 employees	22	X	X	X
	Establishments with 5 to 9 employees	5	X	X	X
	Establishments with 10 to 19 employees	5	X	X	X
	Establishments with 20 to 49 employees	3	X	X	X
	Establishments with 50 to 99 employees	2	X	X	X
	Establishments with 100 to 249 employees	2	X	X	X
	Establishments with 250 to 499 employees	—	X	X	X
	Establishments with 500 to 999 employees	—	X	X	X
	Establishments with 1,000 employees or more	—	X	X	X
424210	Drugs and druggists' sundries merchant wholesalers				
	All establishments	39	720	7 680	27 751
	Establishments with 1 to 4 employees	22	X	X	X
	Establishments with 5 to 9 employees	5	X	X	X
	Establishments with 10 to 19 employees	5	X	X	X
	Establishments with 20 to 49 employees	3	X	X	X
	Establishments with 50 to 99 employees	2	X	X	X
	Establishments with 100 to 249 employees	2	X	X	X
	Establishments with 250 to 499 employees	—	X	X	X
	Establishments with 500 to 999 employees	—	X	X	X
	Establishments with 1,000 employees or more	—	X	X	X
4243	Apparel, piece goods, and notions merchant wholesalers				
	All establishments	143	5 034	47 242	197 423
	Establishments with 1 to 4 employees	62	X	X	X
	Establishments with 5 to 9 employees	20	X	X	X
	Establishments with 10 to 19 employees	22	X	X	X
	Establishments with 20 to 49 employees	22	X	X	X
	Establishments with 50 to 99 employees	9	X	X	X
	Establishments with 100 to 249 employees	4	X	X	X
	Establishments with 250 to 499 employees	2	X	X	X
	Establishments with 500 to 999 employees	1	X	X	X
	Establishments with 1,000 employees or more	1	X	X	X
42431	Piece goods, notions, and other dry goods merchant wholesalers				
	All establishments	33	1 644	8 096	38 044
	Establishments with 1 to 4 employees	14	X	X	X
	Establishments with 5 to 9 employees	8	X	X	X
	Establishments with 10 to 19 employees	4	X	X	X
	Establishments with 20 to 49 employees	5	X	X	X
	Establishments with 50 to 99 employees	—	X	X	X
	Establishments with 100 to 249 employees	1	X	X	X
	Establishments with 250 to 499 employees	—	X	X	X
	Establishments with 500 to 999 employees	—	X	X	X
	Establishments with 1,000 employees or more	1	X	X	X
424310	Piece goods, notions, and other dry goods merchant wholesalers				
	All establishments	33	1 644	8 096	38 044
	Establishments with 1 to 4 employees	14	X	X	X
	Establishments with 5 to 9 employees	8	X	X	X
	Establishments with 10 to 19 employees	4	X	X	X
	Establishments with 20 to 49 employees	5	X	X	X
	Establishments with 50 to 99 employees	—	X	X	X
	Establishments with 100 to 249 employees	1	X	X	X
	Establishments with 250 to 499 employees	—	X	X	X
	Establishments with 500 to 999 employees	—	X	X	X
	Establishments with 1,000 employees or more	1	X	X	X
42432	Men's and boys' clothing and furnishings merchant wholesalers				
	All establishments	25	525	6 008	24 237
	Establishments with 1 to 4 employees	10	X	X	X
	Establishments with 5 to 9 employees	6	X	X	X
	Establishments with 10 to 19 employees	2	X	X	X
	Establishments with 20 to 49 employees	6	X	X	X
	Establishments with 50 to 99 employees	—	X	X	X
	Establishments with 100 to 249 employees	1	X	X	X
	Establishments with 250 to 499 employees	—	X	X	X
	Establishments with 500 to 999 employees	—	X	X	X
	Establishments with 1,000 employees or more	—	X	X	X

See footnotes at end of table.

Table 5. Establishments, Employees, and Payroll by Industry and Employment Size of Establishments by County: 2004—Con.

[Excludes most government employees, railroad employees, and self-employed persons. Size class 1 to 4 employees includes establishments having payroll, but no employees, during mid-March pay period. For meaning of abbreviations and symbols, see introductory text. For explanation of terms, see Appendix A. For statement on reliability, see the note at the end of the table and Appendix C]

NAICS code	Geography, kind of business, and employment size class	Establishments (number)	Paid employees for pay period including March 12 (number)	First-quarter payroll (\$1,000)	Annual payroll (\$1,000)
42	HUDSON—Con.				
	Wholesale trade—Con.				
424	Nondurable goods merchant wholesalers—Con.				
4243	Apparel, piece goods, and notions merchant wholesalers—Con.				
42432	Men's and boys' clothing and furnishings merchant wholesalers—Con.				
424320	Men's and boys' clothing and furnishings merchant wholesalers				
	All establishments	25	525	6 008	24 237
	Establishments with 1 to 4 employees	10	X	X	X
	Establishments with 5 to 9 employees	6	X	X	X
	Establishments with 10 to 19 employees	2	X	X	X
	Establishments with 20 to 49 employees	6	X	X	X
	Establishments with 50 to 99 employees	—	X	X	X
	Establishments with 100 to 249 employees	1	X	X	X
	Establishments with 250 to 499 employees	—	X	X	X
	Establishments with 500 to 999 employees	—	X	X	X
	Establishments with 1,000 employees or more	—	X	X	X
42433	Women's, children's, and infants' clothing and accessories merchant wholesalers				
	All establishments	76	2 764	32 317	131 475
	Establishments with 1 to 4 employees	32	X	X	X
	Establishments with 5 to 9 employees	6	X	X	X
	Establishments with 10 to 19 employees	14	X	X	X
	Establishments with 20 to 49 employees	11	X	X	X
	Establishments with 50 to 99 employees	8	X	X	X
	Establishments with 100 to 249 employees	2	X	X	X
	Establishments with 250 to 499 employees	2	X	X	X
	Establishments with 500 to 999 employees	1	X	X	X
	Establishments with 1,000 employees or more	—	X	X	X
424330	Women's, children's, and infants' clothing and accessories merchant wholesalers				
	All establishments	76	2 764	32 317	131 475
	Establishments with 1 to 4 employees	32	X	X	X
	Establishments with 5 to 9 employees	6	X	X	X
	Establishments with 10 to 19 employees	14	X	X	X
	Establishments with 20 to 49 employees	11	X	X	X
	Establishments with 50 to 99 employees	8	X	X	X
	Establishments with 100 to 249 employees	2	X	X	X
	Establishments with 250 to 499 employees	2	X	X	X
	Establishments with 500 to 999 employees	1	X	X	X
	Establishments with 1,000 employees or more	—	X	X	X
42434	Footwear merchant wholesalers				
	All establishments	9	101	821	3 667
	Establishments with 1 to 4 employees	6	X	X	X
	Establishments with 5 to 9 employees	—	X	X	X
	Establishments with 10 to 19 employees	2	X	X	X
	Establishments with 20 to 49 employees	—	X	X	X
	Establishments with 50 to 99 employees	1	X	X	X
	Establishments with 100 to 249 employees	—	X	X	X
	Establishments with 250 to 499 employees	—	X	X	X
	Establishments with 500 to 999 employees	—	X	X	X
	Establishments with 1,000 employees or more	—	X	X	X
424340	Footwear merchant wholesalers				
	All establishments	9	101	821	3 667
	Establishments with 1 to 4 employees	6	X	X	X
	Establishments with 5 to 9 employees	—	X	X	X
	Establishments with 10 to 19 employees	2	X	X	X
	Establishments with 20 to 49 employees	—	X	X	X
	Establishments with 50 to 99 employees	1	X	X	X
	Establishments with 100 to 249 employees	—	X	X	X
	Establishments with 250 to 499 employees	—	X	X	X
	Establishments with 500 to 999 employees	—	X	X	X
	Establishments with 1,000 employees or more	—	X	X	X
4244	Grocery and related product merchant wholesalers				
	All establishments	127	2 989	33 904	145 976
	Establishments with 1 to 4 employees	58	X	X	X
	Establishments with 5 to 9 employees	26	X	X	X
	Establishments with 10 to 19 employees	15	X	X	X
	Establishments with 20 to 49 employees	15	X	X	X
	Establishments with 50 to 99 employees	6	X	X	X
	Establishments with 100 to 249 employees	5	X	X	X
	Establishments with 250 to 499 employees	1	X	X	X
	Establishments with 500 to 999 employees	1	X	X	X
	Establishments with 1,000 employees or more	—	X	X	X
42441	General line grocery merchant wholesalers				
	All establishments	11	1 276	16 489	69 003
	Establishments with 1 to 4 employees	4	X	X	X
	Establishments with 5 to 9 employees	1	X	X	X
	Establishments with 10 to 19 employees	1	X	X	X
	Establishments with 20 to 49 employees	1	X	X	X
	Establishments with 50 to 99 employees	1	X	X	X
	Establishments with 100 to 249 employees	1	X	X	X

See footnotes at end of table.

Table 5. Establishments, Employees, and Payroll by Industry and Employment Size of Establishments by County: 2004—Con.

[Excludes most government employees, railroad employees, and self-employed persons. Size class 1 to 4 employees includes establishments having payroll, but no employees, during mid-March pay period. For meaning of abbreviations and symbols, see introductory text. For explanation of terms, see Appendix A. For statement on reliability, see the note at the end of the table and Appendix C]

NAICS code	Geography, kind of business, and employment size class	Establishments (number)	Paid employees for pay period including March 12 (number)	First-quarter payroll (\$1,000)	Annual payroll (\$1,000)
	HUDSON—Con.				
42	Wholesale trade—Con.				
424	Nondurable goods merchant wholesalers—Con.				
4244	Grocery and related product merchant wholesalers—Con.				
42441	General line grocery merchant wholesalers—Con.				
	All establishments—Con.				
	Establishments with 250 to 499 employees	1	X	X	X
	Establishments with 500 to 999 employees	1	X	X	X
	Establishments with 1,000 employees or more	—	X	X	X
424410	General line grocery merchant wholesalers				
	All establishments	11	1 276	16 489	69 003
	Establishments with 1 to 4 employees	4	X	X	X
	Establishments with 5 to 9 employees	1	X	X	X
	Establishments with 10 to 19 employees	1	X	X	X
	Establishments with 20 to 49 employees	1	X	X	X
	Establishments with 50 to 99 employees	1	X	X	X
	Establishments with 100 to 249 employees	1	X	X	X
	Establishments with 250 to 499 employees	1	X	X	X
	Establishments with 500 to 999 employees	1	X	X	X
	Establishments with 1,000 employees or more	—	X	X	X
42442	Packaged frozen food merchant wholesalers				
	All establishments	9	123	1 659	7 671
	Establishments with 1 to 4 employees	6	X	X	X
	Establishments with 5 to 9 employees	—	X	X	X
	Establishments with 10 to 19 employees	2	X	X	X
	Establishments with 20 to 49 employees	—	X	X	X
	Establishments with 50 to 99 employees	1	X	X	X
	Establishments with 100 to 249 employees	—	X	X	X
	Establishments with 250 to 499 employees	—	X	X	X
	Establishments with 500 to 999 employees	—	X	X	X
	Establishments with 1,000 employees or more	—	X	X	X
424420	Packaged frozen food merchant wholesalers				
	All establishments	9	123	1 659	7 671
	Establishments with 1 to 4 employees	6	X	X	X
	Establishments with 5 to 9 employees	—	X	X	X
	Establishments with 10 to 19 employees	2	X	X	X
	Establishments with 20 to 49 employees	—	X	X	X
	Establishments with 50 to 99 employees	1	X	X	X
	Establishments with 100 to 249 employees	—	X	X	X
	Establishments with 250 to 499 employees	—	X	X	X
	Establishments with 500 to 999 employees	—	X	X	X
	Establishments with 1,000 employees or more	—	X	X	X
42443	Dairy product (except dried or canned) merchant wholesalers				
	All establishments	8	120	1 663	7 561
	Establishments with 1 to 4 employees	3	X	X	X
	Establishments with 5 to 9 employees	2	X	X	X
	Establishments with 10 to 19 employees	1	X	X	X
	Establishments with 20 to 49 employees	1	X	X	X
	Establishments with 50 to 99 employees	1	X	X	X
	Establishments with 100 to 249 employees	—	X	X	X
	Establishments with 250 to 499 employees	—	X	X	X
	Establishments with 500 to 999 employees	—	X	X	X
	Establishments with 1,000 employees or more	—	X	X	X
424430	Dairy product (except dried or canned) merchant wholesalers				
	All establishments	8	120	1 663	7 561
	Establishments with 1 to 4 employees	3	X	X	X
	Establishments with 5 to 9 employees	2	X	X	X
	Establishments with 10 to 19 employees	1	X	X	X
	Establishments with 20 to 49 employees	1	X	X	X
	Establishments with 50 to 99 employees	1	X	X	X
	Establishments with 100 to 249 employees	—	X	X	X
	Establishments with 250 to 499 employees	—	X	X	X
	Establishments with 500 to 999 employees	—	X	X	X
	Establishments with 1,000 employees or more	—	X	X	X
42447	Meat and meat product merchant wholesalers				
	All establishments	17	171	1 403	6 062
	Establishments with 1 to 4 employees	5	X	X	X
	Establishments with 5 to 9 employees	6	X	X	X
	Establishments with 10 to 19 employees	2	X	X	X
	Establishments with 20 to 49 employees	4	X	X	X
	Establishments with 50 to 99 employees	—	X	X	X
	Establishments with 100 to 249 employees	—	X	X	X
	Establishments with 250 to 499 employees	—	X	X	X
	Establishments with 500 to 999 employees	—	X	X	X
	Establishments with 1,000 employees or more	—	X	X	X

See footnotes at end of table.

Table 5. Establishments, Employees, and Payroll by Industry and Employment Size of Establishments by County: 2004—Con.

[Excludes most government employees, railroad employees, and self-employed persons. Size class 1 to 4 employees includes establishments having payroll, but no employees, during mid-March pay period. For meaning of abbreviations and symbols, see introductory text. For explanation of terms, see Appendix A. For statement on reliability, see the note at the end of the table and Appendix C]

NAICS code	Geography, kind of business, and employment size class	Establishments (number)	Paid employees for pay period including March 12 (number)	First-quarter payroll (\$1,000)	Annual payroll (\$1,000)
42	HUDSON—Con.				
	Wholesale trade—Con.				
424	Nondurable goods merchant wholesalers—Con.				
4244	Grocery and related product merchant wholesalers—Con.				
42447	Meat and meat product merchant wholesalers—Con.				
424470	Meat and meat product merchant wholesalers				
	All establishments	17	171	1 403	6 062
	Establishments with 1 to 4 employees	5	X	X	X
	Establishments with 5 to 9 employees	6	X	X	X
	Establishments with 10 to 19 employees	2	X	X	X
	Establishments with 20 to 49 employees	4	X	X	X
	Establishments with 50 to 99 employees	—	X	X	X
	Establishments with 100 to 249 employees	—	X	X	X
	Establishments with 250 to 499 employees	—	X	X	X
	Establishments with 500 to 999 employees	—	X	X	X
	Establishments with 1,000 employees or more	—	X	X	X
42449	Other grocery and related products merchant wholesalers				
	All establishments	53	1 075	10 623	46 500
	Establishments with 1 to 4 employees	24	X	X	X
	Establishments with 5 to 9 employees	9	X	X	X
	Establishments with 10 to 19 employees	7	X	X	X
	Establishments with 20 to 49 employees	7	X	X	X
	Establishments with 50 to 99 employees	2	X	X	X
	Establishments with 100 to 249 employees	4	X	X	X
	Establishments with 250 to 499 employees	—	X	X	X
	Establishments with 500 to 999 employees	—	X	X	X
	Establishments with 1,000 employees or more	—	X	X	X
424490	Other grocery and related products merchant wholesalers				
	All establishments	53	1 075	10 623	46 500
	Establishments with 1 to 4 employees	24	X	X	X
	Establishments with 5 to 9 employees	9	X	X	X
	Establishments with 10 to 19 employees	7	X	X	X
	Establishments with 20 to 49 employees	7	X	X	X
	Establishments with 50 to 99 employees	2	X	X	X
	Establishments with 100 to 249 employees	4	X	X	X
	Establishments with 250 to 499 employees	—	X	X	X
	Establishments with 500 to 999 employees	—	X	X	X
	Establishments with 1,000 employees or more	—	X	X	X
4245	Farm product raw material merchant wholesalers				
	All establishments	2	c	D	D
	Establishments with 1 to 4 employees	1	X	X	X
	Establishments with 5 to 9 employees	—	X	X	X
	Establishments with 10 to 19 employees	—	X	X	X
	Establishments with 20 to 49 employees	—	X	X	X
	Establishments with 50 to 99 employees	—	X	X	X
	Establishments with 100 to 249 employees	1	X	X	X
	Establishments with 250 to 499 employees	—	X	X	X
	Establishments with 500 to 999 employees	—	X	X	X
	Establishments with 1,000 employees or more	—	X	X	X
42451	Grain and field bean merchant wholesalers				
	All establishments	1	c	D	D
	Establishments with 1 to 4 employees	—	X	X	X
	Establishments with 5 to 9 employees	—	X	X	X
	Establishments with 10 to 19 employees	—	X	X	X
	Establishments with 20 to 49 employees	—	X	X	X
	Establishments with 50 to 99 employees	—	X	X	X
	Establishments with 100 to 249 employees	1	X	X	X
	Establishments with 250 to 499 employees	—	X	X	X
	Establishments with 500 to 999 employees	—	X	X	X
	Establishments with 1,000 employees or more	—	X	X	X
424510	Grain and field bean merchant wholesalers				
	All establishments	1	c	D	D
	Establishments with 1 to 4 employees	—	X	X	X
	Establishments with 5 to 9 employees	—	X	X	X
	Establishments with 10 to 19 employees	—	X	X	X
	Establishments with 20 to 49 employees	—	X	X	X
	Establishments with 50 to 99 employees	—	X	X	X
	Establishments with 100 to 249 employees	1	X	X	X
	Establishments with 250 to 499 employees	—	X	X	X
	Establishments with 500 to 999 employees	—	X	X	X
	Establishments with 1,000 employees or more	—	X	X	X
4246	Chemical and allied products merchant wholesalers				
	All establishments	27	540	7 183	31 494
	Establishments with 1 to 4 employees	14	X	X	X
	Establishments with 5 to 9 employees	2	X	X	X
	Establishments with 10 to 19 employees	3	X	X	X
	Establishments with 20 to 49 employees	4	X	X	X
	Establishments with 50 to 99 employees	3	X	X	X
	Establishments with 100 to 249 employees	1	X	X	X
	Establishments with 250 to 499 employees	—	X	X	X
	Establishments with 500 to 999 employees	—	X	X	X
	Establishments with 1,000 employees or more	—	X	X	X

See footnotes at end of table.

Table 5. Establishments, Employees, and Payroll by Industry and Employment Size of Establishments by County: 2004—Con.

[Excludes most government employees, railroad employees, and self-employed persons. Size class 1 to 4 employees includes establishments having payroll, but no employees, during mid-March pay period. For meaning of abbreviations and symbols, see introductory text. For explanation of terms, see Appendix A. For statement on reliability, see the note at the end of the table and Appendix C]

NAICS code	Geography, kind of business, and employment size class	Establishments (number)	Paid employees for pay period including March 12 (number)	First-quarter payroll (\$1,000)	Annual payroll (\$1,000)
42	HUDSON—Con.				
	Wholesale trade—Con.				
424	Nondurable goods merchant wholesalers—Con.				
4246	Chemical and allied products merchant wholesalers—Con.				
42461	Plastics materials and basic forms and shapes merchant wholesalers				
	All establishments	7	164	2 516	10 867
	Establishments with 1 to 4 employees	2	X	X	X
	Establishments with 5 to 9 employees	2	X	X	X
	Establishments with 10 to 19 employees	1	X	X	X
	Establishments with 20 to 49 employees	—	X	X	X
	Establishments with 50 to 99 employees	2	X	X	X
	Establishments with 100 to 249 employees	—	X	X	X
	Establishments with 250 to 499 employees	—	X	X	X
	Establishments with 500 to 999 employees	—	X	X	X
	Establishments with 1,000 employees or more	—	X	X	X
424610	Plastics materials and basic forms and shapes merchant wholesalers				
	All establishments	7	164	2 516	10 867
	Establishments with 1 to 4 employees	2	X	X	X
	Establishments with 5 to 9 employees	2	X	X	X
	Establishments with 10 to 19 employees	1	X	X	X
	Establishments with 20 to 49 employees	—	X	X	X
	Establishments with 50 to 99 employees	2	X	X	X
	Establishments with 100 to 249 employees	—	X	X	X
	Establishments with 250 to 499 employees	—	X	X	X
	Establishments with 500 to 999 employees	—	X	X	X
	Establishments with 1,000 employees or more	—	X	X	X
42469	Other chemical and allied products merchant wholesalers				
	All establishments	20	376	4 667	20 627
	Establishments with 1 to 4 employees	12	X	X	X
	Establishments with 5 to 9 employees	—	X	X	X
	Establishments with 10 to 19 employees	2	X	X	X
	Establishments with 20 to 49 employees	4	X	X	X
	Establishments with 50 to 99 employees	1	X	X	X
	Establishments with 100 to 249 employees	1	X	X	X
	Establishments with 250 to 499 employees	—	X	X	X
	Establishments with 500 to 999 employees	—	X	X	X
	Establishments with 1,000 employees or more	—	X	X	X
424690	Other chemical and allied products merchant wholesalers				
	All establishments	20	376	4 667	20 627
	Establishments with 1 to 4 employees	12	X	X	X
	Establishments with 5 to 9 employees	—	X	X	X
	Establishments with 10 to 19 employees	2	X	X	X
	Establishments with 20 to 49 employees	4	X	X	X
	Establishments with 50 to 99 employees	1	X	X	X
	Establishments with 100 to 249 employees	1	X	X	X
	Establishments with 250 to 499 employees	—	X	X	X
	Establishments with 500 to 999 employees	—	X	X	X
	Establishments with 1,000 employees or more	—	X	X	X
4247	Petroleum and petroleum products merchant wholesalers				
	All establishments	11	134	1 700	6 660
	Establishments with 1 to 4 employees	7	X	X	X
	Establishments with 5 to 9 employees	1	X	X	X
	Establishments with 10 to 19 employees	1	X	X	X
	Establishments with 20 to 49 employees	1	X	X	X
	Establishments with 50 to 99 employees	1	X	X	X
	Establishments with 100 to 249 employees	—	X	X	X
	Establishments with 250 to 499 employees	—	X	X	X
	Establishments with 500 to 999 employees	—	X	X	X
	Establishments with 1,000 employees or more	—	X	X	X
42471	Petroleum bulk stations and terminals				
	All establishments	3	c	D	D
	Establishments with 1 to 4 employees	1	X	X	X
	Establishments with 5 to 9 employees	—	X	X	X
	Establishments with 10 to 19 employees	—	X	X	X
	Establishments with 20 to 49 employees	1	X	X	X
	Establishments with 50 to 99 employees	1	X	X	X
	Establishments with 100 to 249 employees	—	X	X	X
	Establishments with 250 to 499 employees	—	X	X	X
	Establishments with 500 to 999 employees	—	X	X	X
	Establishments with 1,000 employees or more	—	X	X	X
424710	Petroleum bulk stations and terminals				
	All establishments	3	c	D	D
	Establishments with 1 to 4 employees	1	X	X	X
	Establishments with 5 to 9 employees	—	X	X	X
	Establishments with 10 to 19 employees	—	X	X	X
	Establishments with 20 to 49 employees	1	X	X	X
	Establishments with 50 to 99 employees	1	X	X	X
	Establishments with 100 to 249 employees	—	X	X	X
	Establishments with 250 to 499 employees	—	X	X	X
	Establishments with 500 to 999 employees	—	X	X	X
	Establishments with 1,000 employees or more	—	X	X	X

See footnotes at end of table.

Table 5. Establishments, Employees, and Payroll by Industry and Employment Size of Establishments by County: 2004—Con.

[Excludes most government employees, railroad employees, and self-employed persons. Size class 1 to 4 employees includes establishments having payroll, but no employees, during mid-March pay period. For meaning of abbreviations and symbols, see introductory text. For explanation of terms, see Appendix A. For statement on reliability, see the note at the end of the table and Appendix C]

NAICS code	Geography, kind of business, and employment size class	Establishments (number)	Paid employees for pay period including March 12 (number)	First-quarter payroll (\$1,000)	Annual payroll (\$1,000)
	HUDSON—Con.				
42	Wholesale trade—Con.				
424	Nondurable goods merchant wholesalers—Con.				
4248	Beer, wine, and distilled alcoholic beverage merchant wholesalers				
	All establishments	10	f	D	D
	Establishments with 1 to 4 employees	5	X	X	X
	Establishments with 5 to 9 employees	1	X	X	X
	Establishments with 10 to 19 employees	—	X	X	X
	Establishments with 20 to 49 employees	—	X	X	X
	Establishments with 50 to 99 employees	—	X	X	X
	Establishments with 100 to 249 employees	4	X	X	X
	Establishments with 250 to 499 employees	—	X	X	X
	Establishments with 500 to 999 employees	—	X	X	X
	Establishments with 1,000 employees or more	—	X	X	X
42481	Beer and ale merchant wholesalers				
	All establishments	2	c	D	D
	Establishments with 1 to 4 employees	—	X	X	X
	Establishments with 5 to 9 employees	1	X	X	X
	Establishments with 10 to 19 employees	—	X	X	X
	Establishments with 20 to 49 employees	—	X	X	X
	Establishments with 50 to 99 employees	—	X	X	X
	Establishments with 100 to 249 employees	1	X	X	X
	Establishments with 250 to 499 employees	—	X	X	X
	Establishments with 500 to 999 employees	—	X	X	X
	Establishments with 1,000 employees or more	—	X	X	X
424810	Beer and ale merchant wholesalers				
	All establishments	2	c	D	D
	Establishments with 1 to 4 employees	—	X	X	X
	Establishments with 5 to 9 employees	1	X	X	X
	Establishments with 10 to 19 employees	—	X	X	X
	Establishments with 20 to 49 employees	—	X	X	X
	Establishments with 50 to 99 employees	—	X	X	X
	Establishments with 100 to 249 employees	1	X	X	X
	Establishments with 250 to 499 employees	—	X	X	X
	Establishments with 500 to 999 employees	—	X	X	X
	Establishments with 1,000 employees or more	—	X	X	X
42482	Wine and distilled alcoholic beverage merchant wholesalers				
	All establishments	8	e	D	D
	Establishments with 1 to 4 employees	5	X	X	X
	Establishments with 5 to 9 employees	—	X	X	X
	Establishments with 10 to 19 employees	—	X	X	X
	Establishments with 20 to 49 employees	—	X	X	X
	Establishments with 50 to 99 employees	—	X	X	X
	Establishments with 100 to 249 employees	3	X	X	X
	Establishments with 250 to 499 employees	—	X	X	X
	Establishments with 500 to 999 employees	—	X	X	X
	Establishments with 1,000 employees or more	—	X	X	X
424820	Wine and distilled alcoholic beverage merchant wholesalers				
	All establishments	8	e	D	D
	Establishments with 1 to 4 employees	5	X	X	X
	Establishments with 5 to 9 employees	—	X	X	X
	Establishments with 10 to 19 employees	—	X	X	X
	Establishments with 20 to 49 employees	—	X	X	X
	Establishments with 50 to 99 employees	—	X	X	X
	Establishments with 100 to 249 employees	3	X	X	X
	Establishments with 250 to 499 employees	—	X	X	X
	Establishments with 500 to 999 employees	—	X	X	X
	Establishments with 1,000 employees or more	—	X	X	X
4249	Miscellaneous nondurable goods merchant wholesalers				
	All establishments	61	1 531	12 166	48 448
	Establishments with 1 to 4 employees	44	X	X	X
	Establishments with 5 to 9 employees	7	X	X	X
	Establishments with 10 to 19 employees	4	X	X	X
	Establishments with 20 to 49 employees	2	X	X	X
	Establishments with 50 to 99 employees	—	X	X	X
	Establishments with 100 to 249 employees	3	X	X	X
	Establishments with 250 to 499 employees	—	X	X	X
	Establishments with 500 to 999 employees	1	X	X	X
	Establishments with 1,000 employees or more	—	X	X	X
42492	Book, periodical, and newspaper merchant wholesalers				
	All establishments	8	1 163	9 489	36 480
	Establishments with 1 to 4 employees	5	X	X	X
	Establishments with 5 to 9 employees	—	X	X	X
	Establishments with 10 to 19 employees	—	X	X	X
	Establishments with 20 to 49 employees	—	X	X	X
	Establishments with 50 to 99 employees	—	X	X	X
	Establishments with 100 to 249 employees	2	X	X	X
	Establishments with 250 to 499 employees	—	X	X	X
	Establishments with 500 to 999 employees	1	X	X	X
	Establishments with 1,000 employees or more	—	X	X	X

See footnotes at end of table.

Table 5. Establishments, Employees, and Payroll by Industry and Employment Size of Establishments by County: 2004—Con.

[Excludes most government employees, railroad employees, and self-employed persons. Size class 1 to 4 employees includes establishments having payroll, but no employees, during mid-March pay period. For meaning of abbreviations and symbols, see introductory text. For explanation of terms, see Appendix A. For statement on reliability, see the note at the end of the table and Appendix C]

NAICS code	Geography, kind of business, and employment size class	Establishments (number)	Paid employees for pay period including March 12 (number)	First-quarter payroll (\$1,000)	Annual payroll (\$1,000)
42	HUDSON—Con.				
	Wholesale trade—Con.				
424	Nondurable goods merchant wholesalers—Con.				
4249	Miscellaneous nondurable goods merchant wholesalers—Con.				
42492	Book, periodical, and newspaper merchant wholesalers—Con.				
424920	Book, periodical, and newspaper merchant wholesalers				
	All establishments	8	1 163	9 489	36 480
	Establishments with 1 to 4 employees	5	X	X	X
	Establishments with 5 to 9 employees	—	X	X	X
	Establishments with 10 to 19 employees	—	X	X	X
	Establishments with 20 to 49 employees	—	X	X	X
	Establishments with 50 to 99 employees	—	X	X	X
	Establishments with 100 to 249 employees	2	X	X	X
	Establishments with 250 to 499 employees	—	X	X	X
	Establishments with 500 to 999 employees	1	X	X	X
	Establishments with 1,000 employees or more	—	X	X	X
42499	Other miscellaneous nondurable goods merchant wholesalers				
	All establishments	32	268	1 892	8 557
	Establishments with 1 to 4 employees	26	X	X	X
	Establishments with 5 to 9 employees	2	X	X	X
	Establishments with 10 to 19 employees	2	X	X	X
	Establishments with 20 to 49 employees	1	X	X	X
	Establishments with 50 to 99 employees	—	X	X	X
	Establishments with 100 to 249 employees	1	X	X	X
	Establishments with 250 to 499 employees	—	X	X	X
	Establishments with 500 to 999 employees	—	X	X	X
	Establishments with 1,000 employees or more	—	X	X	X
424990	Other miscellaneous nondurable goods merchant wholesalers				
	All establishments	32	268	1 892	8 557
	Establishments with 1 to 4 employees	26	X	X	X
	Establishments with 5 to 9 employees	2	X	X	X
	Establishments with 10 to 19 employees	2	X	X	X
	Establishments with 20 to 49 employees	1	X	X	X
	Establishments with 50 to 99 employees	—	X	X	X
	Establishments with 100 to 249 employees	1	X	X	X
	Establishments with 250 to 499 employees	—	X	X	X
	Establishments with 500 to 999 employees	—	X	X	X
	Establishments with 1,000 employees or more	—	X	X	X
425	Wholesale electronic markets and agents and brokers				
	All establishments	58	137	1 722	11 029
	Establishments with 1 to 4 employees	49	X	X	X
	Establishments with 5 to 9 employees	8	X	X	X
	Establishments with 10 to 19 employees	1	X	X	X
	Establishments with 20 to 49 employees	—	X	X	X
	Establishments with 50 to 99 employees	—	X	X	X
	Establishments with 100 to 249 employees	—	X	X	X
	Establishments with 250 to 499 employees	—	X	X	X
	Establishments with 500 to 999 employees	—	X	X	X
	Establishments with 1,000 employees or more	—	X	X	X
4251	Wholesale electronic markets and agents and brokers				
	All establishments	58	137	1 722	11 029
	Establishments with 1 to 4 employees	49	X	X	X
	Establishments with 5 to 9 employees	8	X	X	X
	Establishments with 10 to 19 employees	1	X	X	X
	Establishments with 20 to 49 employees	—	X	X	X
	Establishments with 50 to 99 employees	—	X	X	X
	Establishments with 100 to 249 employees	—	X	X	X
	Establishments with 250 to 499 employees	—	X	X	X
	Establishments with 500 to 999 employees	—	X	X	X
	Establishments with 1,000 employees or more	—	X	X	X
42512	Wholesale trade agents and brokers				
	All establishments	55	c	D	D
	Establishments with 1 to 4 employees	47	X	X	X
	Establishments with 5 to 9 employees	8	X	X	X
	Establishments with 10 to 19 employees	—	X	X	X
	Establishments with 20 to 49 employees	—	X	X	X
	Establishments with 50 to 99 employees	—	X	X	X
	Establishments with 100 to 249 employees	—	X	X	X
	Establishments with 250 to 499 employees	—	X	X	X
	Establishments with 500 to 999 employees	—	X	X	X
	Establishments with 1,000 employees or more	—	X	X	X
425120	Wholesale trade agents and brokers				
	All establishments	55	c	D	D
	Establishments with 1 to 4 employees	47	X	X	X
	Establishments with 5 to 9 employees	8	X	X	X
	Establishments with 10 to 19 employees	—	X	X	X
	Establishments with 20 to 49 employees	—	X	X	X
	Establishments with 50 to 99 employees	—	X	X	X
	Establishments with 100 to 249 employees	—	X	X	X
	Establishments with 250 to 499 employees	—	X	X	X
	Establishments with 500 to 999 employees	—	X	X	X
	Establishments with 1,000 employees or more	—	X	X	X

See footnotes at end of table.

Table 5. Establishments, Employees, and Payroll by Industry and Employment Size of Establishments by County: 2004—Con.

[Excludes most government employees, railroad employees, and self-employed persons. Size class 1 to 4 employees includes establishments having payroll, but no employees, during mid-March pay period. For meaning of abbreviations and symbols, see introductory text. For explanation of terms, see Appendix A. For statement on reliability, see the note at the end of the table and Appendix C]

NAICS code	Geography, kind of business, and employment size class	Establishments (number)	Paid employees for pay period including March 12 (number)	First-quarter payroll (\$1,000)	Annual payroll (\$1,000)
	HUDSON—Con.				
44-45	Retail trade				
	All establishments	2 374	20 184	100 148	425 627
	Establishments with 1 to 4 employees	1 527	X	X	X
	Establishments with 5 to 9 employees	436	X	X	X
	Establishments with 10 to 19 employees	209	X	X	X
	Establishments with 20 to 49 employees	131	X	X	X
	Establishments with 50 to 99 employees	41	X	X	X
	Establishments with 100 to 249 employees	27	X	X	X
	Establishments with 250 to 499 employees	3	X	X	X
	Establishments with 500 to 999 employees	—	X	X	X
	Establishments with 1,000 employees or more	—	X	X	X
441	Motor vehicle and parts dealers				
	All establishments	126	1 592	14 096	58 724
	Establishments with 1 to 4 employees	80	X	X	X
	Establishments with 5 to 9 employees	14	X	X	X
	Establishments with 10 to 19 employees	8	X	X	X
	Establishments with 20 to 49 employees	14	X	X	X
	Establishments with 50 to 99 employees	9	X	X	X
	Establishments with 100 to 249 employees	1	X	X	X
	Establishments with 250 to 499 employees	—	X	X	X
	Establishments with 500 to 999 employees	—	X	X	X
	Establishments with 1,000 employees or more	—	X	X	X
4411	Automobile dealers				
	All establishments	66	1 162	11 775	49 140
	Establishments with 1 to 4 employees	43	X	X	X
	Establishments with 5 to 9 employees	3	X	X	X
	Establishments with 10 to 19 employees	3	X	X	X
	Establishments with 20 to 49 employees	7	X	X	X
	Establishments with 50 to 99 employees	9	X	X	X
	Establishments with 100 to 249 employees	1	X	X	X
	Establishments with 250 to 499 employees	—	X	X	X
	Establishments with 500 to 999 employees	—	X	X	X
	Establishments with 1,000 employees or more	—	X	X	X
44111	New car dealers				
	All establishments	28	1 016	10 990	45 570
	Establishments with 1 to 4 employees	9	X	X	X
	Establishments with 5 to 9 employees	—	X	X	X
	Establishments with 10 to 19 employees	3	X	X	X
	Establishments with 20 to 49 employees	7	X	X	X
	Establishments with 50 to 99 employees	8	X	X	X
	Establishments with 100 to 249 employees	1	X	X	X
	Establishments with 250 to 499 employees	—	X	X	X
	Establishments with 500 to 999 employees	—	X	X	X
	Establishments with 1,000 employees or more	—	X	X	X
441110	New car dealers				
	All establishments	28	1 016	10 990	45 570
	Establishments with 1 to 4 employees	9	X	X	X
	Establishments with 5 to 9 employees	—	X	X	X
	Establishments with 10 to 19 employees	3	X	X	X
	Establishments with 20 to 49 employees	7	X	X	X
	Establishments with 50 to 99 employees	8	X	X	X
	Establishments with 100 to 249 employees	1	X	X	X
	Establishments with 250 to 499 employees	—	X	X	X
	Establishments with 500 to 999 employees	—	X	X	X
	Establishments with 1,000 employees or more	—	X	X	X
44112	Used car dealers				
	All establishments	38	146	785	3 570
	Establishments with 1 to 4 employees	34	X	X	X
	Establishments with 5 to 9 employees	3	X	X	X
	Establishments with 10 to 19 employees	—	X	X	X
	Establishments with 20 to 49 employees	—	X	X	X
	Establishments with 50 to 99 employees	1	X	X	X
	Establishments with 100 to 249 employees	—	X	X	X
	Establishments with 250 to 499 employees	—	X	X	X
	Establishments with 500 to 999 employees	—	X	X	X
	Establishments with 1,000 employees or more	—	X	X	X
441120	Used car dealers				
	All establishments	38	146	785	3 570
	Establishments with 1 to 4 employees	34	X	X	X
	Establishments with 5 to 9 employees	3	X	X	X
	Establishments with 10 to 19 employees	—	X	X	X
	Establishments with 20 to 49 employees	—	X	X	X
	Establishments with 50 to 99 employees	1	X	X	X
	Establishments with 100 to 249 employees	—	X	X	X
	Establishments with 250 to 499 employees	—	X	X	X
	Establishments with 500 to 999 employees	—	X	X	X
	Establishments with 1,000 employees or more	—	X	X	X

See footnotes at end of table.

Table 5. Establishments, Employees, and Payroll by Industry and Employment Size of Establishments by County: 2004—Con.

[Excludes most government employees, railroad employees, and self-employed persons. Size class 1 to 4 employees includes establishments having payroll, but no employees, during mid-March pay period. For meaning of abbreviations and symbols, see introductory text. For explanation of terms, see Appendix A. For statement on reliability, see the note at the end of the table and Appendix C]

NAICS code	Geography, kind of business, and employment size class	Establishments (number)	Paid employees for pay period including March 12 (number)	First-quarter payroll (\$1,000)	Annual payroll (\$1,000)
	HUDSON—Con.				
44-45	Retail trade—Con.				
441	Motor vehicle and parts dealers—Con.				
4413	Automotive parts, accessories, and tire stores				
	All establishments	56	e	D	D
	Establishments with 1 to 4 employees	34	X	X	X
	Establishments with 5 to 9 employees	10	X	X	X
	Establishments with 10 to 19 employees	5	X	X	X
	Establishments with 20 to 49 employees	7	X	X	X
	Establishments with 50 to 99 employees	—	X	X	X
	Establishments with 100 to 249 employees	—	X	X	X
	Establishments with 250 to 499 employees	—	X	X	X
	Establishments with 500 to 999 employees	—	X	X	X
	Establishments with 1,000 employees or more	—	X	X	X
44131	Automotive parts and accessories stores				
	All establishments	45	375	1 947	7 684
	Establishments with 1 to 4 employees	28	X	X	X
	Establishments with 5 to 9 employees	6	X	X	X
	Establishments with 10 to 19 employees	4	X	X	X
	Establishments with 20 to 49 employees	7	X	X	X
	Establishments with 50 to 99 employees	—	X	X	X
	Establishments with 100 to 249 employees	—	X	X	X
	Establishments with 250 to 499 employees	—	X	X	X
	Establishments with 500 to 999 employees	—	X	X	X
	Establishments with 1,000 employees or more	—	X	X	X
441310	Automotive parts and accessories stores				
	All establishments	45	375	1 947	7 684
	Establishments with 1 to 4 employees	28	X	X	X
	Establishments with 5 to 9 employees	6	X	X	X
	Establishments with 10 to 19 employees	4	X	X	X
	Establishments with 20 to 49 employees	7	X	X	X
	Establishments with 50 to 99 employees	—	X	X	X
	Establishments with 100 to 249 employees	—	X	X	X
	Establishments with 250 to 499 employees	—	X	X	X
	Establishments with 500 to 999 employees	—	X	X	X
	Establishments with 1,000 employees or more	—	X	X	X
442	Furniture and home furnishings stores				
	All establishments	135	857	4 033	17 088
	Establishments with 1 to 4 employees	89	X	X	X
	Establishments with 5 to 9 employees	27	X	X	X
	Establishments with 10 to 19 employees	11	X	X	X
	Establishments with 20 to 49 employees	4	X	X	X
	Establishments with 50 to 99 employees	4	X	X	X
	Establishments with 100 to 249 employees	—	X	X	X
	Establishments with 250 to 499 employees	—	X	X	X
	Establishments with 500 to 999 employees	—	X	X	X
	Establishments with 1,000 employees or more	—	X	X	X
4421	Furniture stores				
	All establishments	69	273	1 677	6 712
	Establishments with 1 to 4 employees	55	X	X	X
	Establishments with 5 to 9 employees	7	X	X	X
	Establishments with 10 to 19 employees	3	X	X	X
	Establishments with 20 to 49 employees	4	X	X	X
	Establishments with 50 to 99 employees	—	X	X	X
	Establishments with 100 to 249 employees	—	X	X	X
	Establishments with 250 to 499 employees	—	X	X	X
	Establishments with 500 to 999 employees	—	X	X	X
	Establishments with 1,000 employees or more	—	X	X	X
44211	Furniture stores				
	All establishments	69	273	1 677	6 712
	Establishments with 1 to 4 employees	55	X	X	X
	Establishments with 5 to 9 employees	7	X	X	X
	Establishments with 10 to 19 employees	3	X	X	X
	Establishments with 20 to 49 employees	4	X	X	X
	Establishments with 50 to 99 employees	—	X	X	X
	Establishments with 100 to 249 employees	—	X	X	X
	Establishments with 250 to 499 employees	—	X	X	X
	Establishments with 500 to 999 employees	—	X	X	X
	Establishments with 1,000 employees or more	—	X	X	X
442110	Furniture stores				
	All establishments	69	273	1 677	6 712
	Establishments with 1 to 4 employees	55	X	X	X
	Establishments with 5 to 9 employees	7	X	X	X
	Establishments with 10 to 19 employees	3	X	X	X
	Establishments with 20 to 49 employees	4	X	X	X
	Establishments with 50 to 99 employees	—	X	X	X
	Establishments with 100 to 249 employees	—	X	X	X
	Establishments with 250 to 499 employees	—	X	X	X
	Establishments with 500 to 999 employees	—	X	X	X
	Establishments with 1,000 employees or more	—	X	X	X

See footnotes at end of table.

Table 5. Establishments, Employees, and Payroll by Industry and Employment Size of Establishments by County: 2004—Con.

[Excludes most government employees, railroad employees, and self-employed persons. Size class 1 to 4 employees includes establishments having payroll, but no employees, during mid-March pay period. For meaning of abbreviations and symbols, see introductory text. For explanation of terms, see Appendix A. For statement on reliability, see the note at the end of the table and Appendix C]

NAICS code	Geography, kind of business, and employment size class	Establishments (number)	Paid employees for pay period including March 12 (number)	First-quarter payroll (\$1,000)	Annual payroll (\$1,000)
	HUDSON—Con.				
44-45	Retail trade—Con.				
442	Furniture and home furnishings stores—Con.				
4422	Home furnishings stores				
	All establishments	66	584	2 356	10 376
	Establishments with 1 to 4 employees	34	X	X	X
	Establishments with 5 to 9 employees	20	X	X	X
	Establishments with 10 to 19 employees	8	X	X	X
	Establishments with 20 to 49 employees	—	X	X	X
	Establishments with 50 to 99 employees	4	X	X	X
	Establishments with 100 to 249 employees	—	X	X	X
	Establishments with 250 to 499 employees	—	X	X	X
	Establishments with 500 to 999 employees	—	X	X	X
	Establishments with 1,000 employees or more	—	X	X	X
44221	Floor covering stores				
	All establishments	29	161	1 089	5 241
	Establishments with 1 to 4 employees	17	X	X	X
	Establishments with 5 to 9 employees	9	X	X	X
	Establishments with 10 to 19 employees	2	X	X	X
	Establishments with 20 to 49 employees	—	X	X	X
	Establishments with 50 to 99 employees	1	X	X	X
	Establishments with 100 to 249 employees	—	X	X	X
	Establishments with 250 to 499 employees	—	X	X	X
	Establishments with 500 to 999 employees	—	X	X	X
	Establishments with 1,000 employees or more	—	X	X	X
442210	Floor covering stores				
	All establishments	29	161	1 089	5 241
	Establishments with 1 to 4 employees	17	X	X	X
	Establishments with 5 to 9 employees	9	X	X	X
	Establishments with 10 to 19 employees	2	X	X	X
	Establishments with 20 to 49 employees	—	X	X	X
	Establishments with 50 to 99 employees	1	X	X	X
	Establishments with 100 to 249 employees	—	X	X	X
	Establishments with 250 to 499 employees	—	X	X	X
	Establishments with 500 to 999 employees	—	X	X	X
	Establishments with 1,000 employees or more	—	X	X	X
44229	Other home furnishings stores				
	All establishments	37	423	1 267	5 135
	Establishments with 1 to 4 employees	17	X	X	X
	Establishments with 5 to 9 employees	11	X	X	X
	Establishments with 10 to 19 employees	6	X	X	X
	Establishments with 20 to 49 employees	—	X	X	X
	Establishments with 50 to 99 employees	3	X	X	X
	Establishments with 100 to 249 employees	—	X	X	X
	Establishments with 250 to 499 employees	—	X	X	X
	Establishments with 500 to 999 employees	—	X	X	X
	Establishments with 1,000 employees or more	—	X	X	X
442299	All other home furnishings stores				
	All establishments	34	413	1 254	5 078
	Establishments with 1 to 4 employees	15	X	X	X
	Establishments with 5 to 9 employees	10	X	X	X
	Establishments with 10 to 19 employees	6	X	X	X
	Establishments with 20 to 49 employees	—	X	X	X
	Establishments with 50 to 99 employees	3	X	X	X
	Establishments with 100 to 249 employees	—	X	X	X
	Establishments with 250 to 499 employees	—	X	X	X
	Establishments with 500 to 999 employees	—	X	X	X
	Establishments with 1,000 employees or more	—	X	X	X
443	Electronics and appliance stores				
	All establishments	112	719	3 439	14 043
	Establishments with 1 to 4 employees	74	X	X	X
	Establishments with 5 to 9 employees	29	X	X	X
	Establishments with 10 to 19 employees	4	X	X	X
	Establishments with 20 to 49 employees	3	X	X	X
	Establishments with 50 to 99 employees	—	X	X	X
	Establishments with 100 to 249 employees	2	X	X	X
	Establishments with 250 to 499 employees	—	X	X	X
	Establishments with 500 to 999 employees	—	X	X	X
	Establishments with 1,000 employees or more	—	X	X	X
4431	Electronics and appliance stores				
	All establishments	112	719	3 439	14 043
	Establishments with 1 to 4 employees	74	X	X	X
	Establishments with 5 to 9 employees	29	X	X	X
	Establishments with 10 to 19 employees	4	X	X	X
	Establishments with 20 to 49 employees	3	X	X	X
	Establishments with 50 to 99 employees	—	X	X	X
	Establishments with 100 to 249 employees	2	X	X	X
	Establishments with 250 to 499 employees	—	X	X	X
	Establishments with 500 to 999 employees	—	X	X	X
	Establishments with 1,000 employees or more	—	X	X	X

See footnotes at end of table.

Table 5. Establishments, Employees, and Payroll by Industry and Employment Size of Establishments by County: 2004—Con.

[Excludes most government employees, railroad employees, and self-employed persons. Size class 1 to 4 employees includes establishments having payroll, but no employees, during mid-March pay period. For meaning of abbreviations and symbols, see introductory text. For explanation of terms, see Appendix A. For statement on reliability, see the note at the end of the table and Appendix C]

NAICS code	Geography, kind of business, and employment size class	Establishments (number)	Paid employees for pay period including March 12 (number)	First-quarter payroll (\$1,000)	Annual payroll (\$1,000)
	HUDSON—Con.				
44-45	Retail trade—Con.				
443	Electronics and appliance stores—Con.				
4431	Electronics and appliance stores—Con.				
44311	Appliance, television, and other electronics stores				
	All establishments	89	648	3 149	12 453
	Establishments with 1 to 4 employees	59	X	X	X
	Establishments with 5 to 9 employees	21	X	X	X
	Establishments with 10 to 19 employees	4	X	X	X
	Establishments with 20 to 49 employees	3	X	X	X
	Establishments with 50 to 99 employees	—	X	X	X
	Establishments with 100 to 249 employees	2	X	X	X
	Establishments with 250 to 499 employees	—	X	X	X
	Establishments with 500 to 999 employees	—	X	X	X
	Establishments with 1,000 employees or more	—	X	X	X
443111	Household appliance stores				
	All establishments	15	119	825	3 282
	Establishments with 1 to 4 employees	7	X	X	X
	Establishments with 5 to 9 employees	6	X	X	X
	Establishments with 10 to 19 employees	—	X	X	X
	Establishments with 20 to 49 employees	2	X	X	X
	Establishments with 50 to 99 employees	—	X	X	X
	Establishments with 100 to 249 employees	—	X	X	X
	Establishments with 250 to 499 employees	—	X	X	X
	Establishments with 500 to 999 employees	—	X	X	X
	Establishments with 1,000 employees or more	—	X	X	X
443112	Radio, television, and other electronics stores				
	All establishments	74	529	2 324	9 171
	Establishments with 1 to 4 employees	52	X	X	X
	Establishments with 5 to 9 employees	15	X	X	X
	Establishments with 10 to 19 employees	4	X	X	X
	Establishments with 20 to 49 employees	1	X	X	X
	Establishments with 50 to 99 employees	—	X	X	X
	Establishments with 100 to 249 employees	2	X	X	X
	Establishments with 250 to 499 employees	—	X	X	X
	Establishments with 500 to 999 employees	—	X	X	X
	Establishments with 1,000 employees or more	—	X	X	X
444	Building material and garden equipment and supplies dealers				
	All establishments	72	1 262	9 924	43 056
	Establishments with 1 to 4 employees	39	X	X	X
	Establishments with 5 to 9 employees	11	X	X	X
	Establishments with 10 to 19 employees	9	X	X	X
	Establishments with 20 to 49 employees	8	X	X	X
	Establishments with 50 to 99 employees	2	X	X	X
	Establishments with 100 to 249 employees	2	X	X	X
	Establishments with 250 to 499 employees	1	X	X	X
	Establishments with 500 to 999 employees	—	X	X	X
	Establishments with 1,000 employees or more	—	X	X	X
4441	Building material and supplies dealers				
	All establishments	71	g	D	D
	Establishments with 1 to 4 employees	38	X	X	X
	Establishments with 5 to 9 employees	11	X	X	X
	Establishments with 10 to 19 employees	9	X	X	X
	Establishments with 20 to 49 employees	8	X	X	X
	Establishments with 50 to 99 employees	2	X	X	X
	Establishments with 100 to 249 employees	2	X	X	X
	Establishments with 250 to 499 employees	1	X	X	X
	Establishments with 500 to 999 employees	—	X	X	X
	Establishments with 1,000 employees or more	—	X	X	X
44411	Home centers				
	All establishments	4	f	D	D
	Establishments with 1 to 4 employees	1	X	X	X
	Establishments with 5 to 9 employees	—	X	X	X
	Establishments with 10 to 19 employees	—	X	X	X
	Establishments with 20 to 49 employees	—	X	X	X
	Establishments with 50 to 99 employees	—	X	X	X
	Establishments with 100 to 249 employees	2	X	X	X
	Establishments with 250 to 499 employees	1	X	X	X
	Establishments with 500 to 999 employees	—	X	X	X
	Establishments with 1,000 employees or more	—	X	X	X
444110	Home centers				
	All establishments	4	f	D	D
	Establishments with 1 to 4 employees	1	X	X	X
	Establishments with 5 to 9 employees	—	X	X	X
	Establishments with 10 to 19 employees	—	X	X	X
	Establishments with 20 to 49 employees	—	X	X	X
	Establishments with 50 to 99 employees	—	X	X	X
	Establishments with 100 to 249 employees	2	X	X	X
	Establishments with 250 to 499 employees	1	X	X	X
	Establishments with 500 to 999 employees	—	X	X	X
	Establishments with 1,000 employees or more	—	X	X	X

See footnotes at end of table.

Table 5. Establishments, Employees, and Payroll by Industry and Employment Size of Establishments by County: 2004—Con.

[Excludes most government employees, railroad employees, and self-employed persons. Size class 1 to 4 employees includes establishments having payroll, but no employees, during mid-March pay period. For meaning of abbreviations and symbols, see introductory text. For explanation of terms, see Appendix A. For statement on reliability, see the note at the end of the table and Appendix C]

NAICS code	Geography, kind of business, and employment size class	Establishments (number)	Paid employees for pay period including March 12 (number)	First-quarter payroll (\$1,000)	Annual payroll (\$1,000)
44-45	HUDSON—Con.				
	Retail trade—Con.				
444	Building material and garden equipment and supplies dealers—Con.				
4441	Building material and supplies dealers—Con.				
44413	Hardware stores				
	All establishments	24	123	604	2 709
	Establishments with 1 to 4 employees	16	X	X	X
	Establishments with 5 to 9 employees	4	X	X	X
	Establishments with 10 to 19 employees	3	X	X	X
	Establishments with 20 to 49 employees	1	X	X	X
	Establishments with 50 to 99 employees	—	X	X	X
	Establishments with 100 to 249 employees	—	X	X	X
	Establishments with 250 to 499 employees	—	X	X	X
	Establishments with 500 to 999 employees	—	X	X	X
	Establishments with 1,000 employees or more	—	X	X	X
444130	Hardware stores				
	All establishments	24	123	604	2 709
	Establishments with 1 to 4 employees	16	X	X	X
	Establishments with 5 to 9 employees	4	X	X	X
	Establishments with 10 to 19 employees	3	X	X	X
	Establishments with 20 to 49 employees	1	X	X	X
	Establishments with 50 to 99 employees	—	X	X	X
	Establishments with 100 to 249 employees	—	X	X	X
	Establishments with 250 to 499 employees	—	X	X	X
	Establishments with 500 to 999 employees	—	X	X	X
	Establishments with 1,000 employees or more	—	X	X	X
44419	Other building material dealers				
	All establishments	38	389	4 273	19 837
	Establishments with 1 to 4 employees	19	X	X	X
	Establishments with 5 to 9 employees	7	X	X	X
	Establishments with 10 to 19 employees	4	X	X	X
	Establishments with 20 to 49 employees	6	X	X	X
	Establishments with 50 to 99 employees	2	X	X	X
	Establishments with 100 to 249 employees	—	X	X	X
	Establishments with 250 to 499 employees	—	X	X	X
	Establishments with 500 to 999 employees	—	X	X	X
	Establishments with 1,000 employees or more	—	X	X	X
444190	Other building material dealers				
	All establishments	38	389	4 273	19 837
	Establishments with 1 to 4 employees	19	X	X	X
	Establishments with 5 to 9 employees	7	X	X	X
	Establishments with 10 to 19 employees	4	X	X	X
	Establishments with 20 to 49 employees	6	X	X	X
	Establishments with 50 to 99 employees	2	X	X	X
	Establishments with 100 to 249 employees	—	X	X	X
	Establishments with 250 to 499 employees	—	X	X	X
	Establishments with 500 to 999 employees	—	X	X	X
	Establishments with 1,000 employees or more	—	X	X	X
445	Food and beverage stores				
	All establishments	658	5 330	24 820	101 099
	Establishments with 1 to 4 employees	532	X	X	X
	Establishments with 5 to 9 employees	55	X	X	X
	Establishments with 10 to 19 employees	33	X	X	X
	Establishments with 20 to 49 employees	15	X	X	X
	Establishments with 50 to 99 employees	8	X	X	X
	Establishments with 100 to 249 employees	14	X	X	X
	Establishments with 250 to 499 employees	1	X	X	X
	Establishments with 500 to 999 employees	—	X	X	X
	Establishments with 1,000 employees or more	—	X	X	X
4451	Grocery stores				
	All establishments	378	4 459	21 303	86 023
	Establishments with 1 to 4 employees	296	X	X	X
	Establishments with 5 to 9 employees	29	X	X	X
	Establishments with 10 to 19 employees	19	X	X	X
	Establishments with 20 to 49 employees	11	X	X	X
	Establishments with 50 to 99 employees	8	X	X	X
	Establishments with 100 to 249 employees	14	X	X	X
	Establishments with 250 to 499 employees	1	X	X	X
	Establishments with 500 to 999 employees	—	X	X	X
	Establishments with 1,000 employees or more	—	X	X	X
44511	Supermarkets and other grocery (except convenience) stores				
	All establishments	280	4 190	20 353	82 028
	Establishments with 1 to 4 employees	209	X	X	X
	Establishments with 5 to 9 employees	25	X	X	X
	Establishments with 10 to 19 employees	12	X	X	X
	Establishments with 20 to 49 employees	11	X	X	X
	Establishments with 50 to 99 employees	8	X	X	X
	Establishments with 100 to 249 employees	14	X	X	X
	Establishments with 250 to 499 employees	1	X	X	X
	Establishments with 500 to 999 employees	—	X	X	X
	Establishments with 1,000 employees or more	—	X	X	X

See footnotes at end of table.

Table 5. Establishments, Employees, and Payroll by Industry and Employment Size of Establishments by County: 2004—Con.

[Excludes most government employees, railroad employees, and self-employed persons. Size class 1 to 4 employees includes establishments having payroll, but no employees, during mid-March pay period. For meaning of abbreviations and symbols, see introductory text. For explanation of terms, see Appendix A. For statement on reliability, see the note at the end of the table and Appendix C]

NAICS code	Geography, kind of business, and employment size class	Establishments (number)	Paid employees for pay period including March 12 (number)	First-quarter payroll (\$1,000)	Annual payroll (\$1,000)
	HUDSON—Con.				
44-45	Retail trade—Con.				
445	Food and beverage stores—Con.				
4451	Grocery stores—Con.				
44511	Supermarkets and other grocery (except convenience) stores—Con.				
445110	Supermarkets and other grocery (except convenience) stores				
	All establishments	280	4 190	20 353	82 028
	Establishments with 1 to 4 employees	209	X	X	X
	Establishments with 5 to 9 employees	25	X	X	X
	Establishments with 10 to 19 employees	12	X	X	X
	Establishments with 20 to 49 employees	11	X	X	X
	Establishments with 50 to 99 employees	8	X	X	X
	Establishments with 100 to 249 employees	14	X	X	X
	Establishments with 250 to 499 employees	1	X	X	X
	Establishments with 500 to 999 employees	—	X	X	X
	Establishments with 1,000 employees or more	—	X	X	X
44512	Convenience stores				
	All establishments	98	269	950	3 995
	Establishments with 1 to 4 employees	87	X	X	X
	Establishments with 5 to 9 employees	4	X	X	X
	Establishments with 10 to 19 employees	7	X	X	X
	Establishments with 20 to 49 employees	—	X	X	X
	Establishments with 50 to 99 employees	—	X	X	X
	Establishments with 100 to 249 employees	—	X	X	X
	Establishments with 250 to 499 employees	—	X	X	X
	Establishments with 500 to 999 employees	—	X	X	X
	Establishments with 1,000 employees or more	—	X	X	X
445120	Convenience stores				
	All establishments	98	269	950	3 995
	Establishments with 1 to 4 employees	87	X	X	X
	Establishments with 5 to 9 employees	4	X	X	X
	Establishments with 10 to 19 employees	7	X	X	X
	Establishments with 20 to 49 employees	—	X	X	X
	Establishments with 50 to 99 employees	—	X	X	X
	Establishments with 100 to 249 employees	—	X	X	X
	Establishments with 250 to 499 employees	—	X	X	X
	Establishments with 500 to 999 employees	—	X	X	X
	Establishments with 1,000 employees or more	—	X	X	X
4452	Specialty food stores				
	All establishments	110	392	1 632	6 837
	Establishments with 1 to 4 employees	93	X	X	X
	Establishments with 5 to 9 employees	8	X	X	X
	Establishments with 10 to 19 employees	6	X	X	X
	Establishments with 20 to 49 employees	3	X	X	X
	Establishments with 50 to 99 employees	—	X	X	X
	Establishments with 100 to 249 employees	—	X	X	X
	Establishments with 250 to 499 employees	—	X	X	X
	Establishments with 500 to 999 employees	—	X	X	X
	Establishments with 1,000 employees or more	—	X	X	X
44521	Meat markets				
	All establishments	31	107	367	1 552
	Establishments with 1 to 4 employees	25	X	X	X
	Establishments with 5 to 9 employees	3	X	X	X
	Establishments with 10 to 19 employees	2	X	X	X
	Establishments with 20 to 49 employees	1	X	X	X
	Establishments with 50 to 99 employees	—	X	X	X
	Establishments with 100 to 249 employees	—	X	X	X
	Establishments with 250 to 499 employees	—	X	X	X
	Establishments with 500 to 999 employees	—	X	X	X
	Establishments with 1,000 employees or more	—	X	X	X
445210	Meat markets				
	All establishments	31	107	367	1 552
	Establishments with 1 to 4 employees	25	X	X	X
	Establishments with 5 to 9 employees	3	X	X	X
	Establishments with 10 to 19 employees	2	X	X	X
	Establishments with 20 to 49 employees	1	X	X	X
	Establishments with 50 to 99 employees	—	X	X	X
	Establishments with 100 to 249 employees	—	X	X	X
	Establishments with 250 to 499 employees	—	X	X	X
	Establishments with 500 to 999 employees	—	X	X	X
	Establishments with 1,000 employees or more	—	X	X	X
44529	Other specialty food stores				
	All establishments	44	119	455	2 132
	Establishments with 1 to 4 employees	39	X	X	X
	Establishments with 5 to 9 employees	2	X	X	X
	Establishments with 10 to 19 employees	3	X	X	X
	Establishments with 20 to 49 employees	—	X	X	X
	Establishments with 50 to 99 employees	—	X	X	X
	Establishments with 100 to 249 employees	—	X	X	X
	Establishments with 250 to 499 employees	—	X	X	X
	Establishments with 500 to 999 employees	—	X	X	X
	Establishments with 1,000 employees or more	—	X	X	X

See footnotes at end of table.

Table 5. Establishments, Employees, and Payroll by Industry and Employment Size of Establishments by County: 2004—Con.

[Excludes most government employees, railroad employees, and self-employed persons. Size class 1 to 4 employees includes establishments having payroll, but no employees, during mid-March pay period. For meaning of abbreviations and symbols, see introductory text. For explanation of terms, see Appendix A. For statement on reliability, see the note at the end of the table and Appendix C]

NAICS code	Geography, kind of business, and employment size class	Establishments (number)	Paid employees for pay period including March 12 (number)	First-quarter payroll (\$1,000)	Annual payroll (\$1,000)
	HUDSON—Con.				
44-45	Retail trade—Con.				
445	Food and beverage stores—Con.				
4453	Beer, wine, and liquor stores				
	All establishments	170	479	1 885	8 239
	Establishments with 1 to 4 employees	143	X	X	X
	Establishments with 5 to 9 employees	18	X	X	X
	Establishments with 10 to 19 employees	8	X	X	X
	Establishments with 20 to 49 employees	1	X	X	X
	Establishments with 50 to 99 employees	—	X	X	X
	Establishments with 100 to 249 employees	—	X	X	X
	Establishments with 250 to 499 employees	—	X	X	X
	Establishments with 500 to 999 employees	—	X	X	X
	Establishments with 1,000 employees or more	—	X	X	X
44531	Beer, wine, and liquor stores				
	All establishments	170	479	1 885	8 239
	Establishments with 1 to 4 employees	143	X	X	X
	Establishments with 5 to 9 employees	18	X	X	X
	Establishments with 10 to 19 employees	8	X	X	X
	Establishments with 20 to 49 employees	1	X	X	X
	Establishments with 50 to 99 employees	—	X	X	X
	Establishments with 100 to 249 employees	—	X	X	X
	Establishments with 250 to 499 employees	—	X	X	X
	Establishments with 500 to 999 employees	—	X	X	X
	Establishments with 1,000 employees or more	—	X	X	X
445310	Beer, wine, and liquor stores				
	All establishments	170	479	1 885	8 239
	Establishments with 1 to 4 employees	143	X	X	X
	Establishments with 5 to 9 employees	18	X	X	X
	Establishments with 10 to 19 employees	8	X	X	X
	Establishments with 20 to 49 employees	1	X	X	X
	Establishments with 50 to 99 employees	—	X	X	X
	Establishments with 100 to 249 employees	—	X	X	X
	Establishments with 250 to 499 employees	—	X	X	X
	Establishments with 500 to 999 employees	—	X	X	X
	Establishments with 1,000 employees or more	—	X	X	X
446	Health and personal care stores				
	All establishments	214	2 137	11 176	46 073
	Establishments with 1 to 4 employees	98	X	X	X
	Establishments with 5 to 9 employees	55	X	X	X
	Establishments with 10 to 19 employees	28	X	X	X
	Establishments with 20 to 49 employees	28	X	X	X
	Establishments with 50 to 99 employees	5	X	X	X
	Establishments with 100 to 249 employees	—	X	X	X
	Establishments with 250 to 499 employees	—	X	X	X
	Establishments with 500 to 999 employees	—	X	X	X
	Establishments with 1,000 employees or more	—	X	X	X
4461	Health and personal care stores				
	All establishments	214	2 137	11 176	46 073
	Establishments with 1 to 4 employees	98	X	X	X
	Establishments with 5 to 9 employees	55	X	X	X
	Establishments with 10 to 19 employees	28	X	X	X
	Establishments with 20 to 49 employees	28	X	X	X
	Establishments with 50 to 99 employees	5	X	X	X
	Establishments with 100 to 249 employees	—	X	X	X
	Establishments with 250 to 499 employees	—	X	X	X
	Establishments with 500 to 999 employees	—	X	X	X
	Establishments with 1,000 employees or more	—	X	X	X
44611	Pharmacies and drug stores				
	All establishments	120	1 751	9 295	37 771
	Establishments with 1 to 4 employees	34	X	X	X
	Establishments with 5 to 9 employees	30	X	X	X
	Establishments with 10 to 19 employees	25	X	X	X
	Establishments with 20 to 49 employees	26	X	X	X
	Establishments with 50 to 99 employees	5	X	X	X
	Establishments with 100 to 249 employees	—	X	X	X
	Establishments with 250 to 499 employees	—	X	X	X
	Establishments with 500 to 999 employees	—	X	X	X
	Establishments with 1,000 employees or more	—	X	X	X
446110	Pharmacies and drug stores				
	All establishments	120	1 751	9 295	37 771
	Establishments with 1 to 4 employees	34	X	X	X
	Establishments with 5 to 9 employees	30	X	X	X
	Establishments with 10 to 19 employees	25	X	X	X
	Establishments with 20 to 49 employees	26	X	X	X
	Establishments with 50 to 99 employees	5	X	X	X
	Establishments with 100 to 249 employees	—	X	X	X
	Establishments with 250 to 499 employees	—	X	X	X
	Establishments with 500 to 999 employees	—	X	X	X
	Establishments with 1,000 employees or more	—	X	X	X

See footnotes at end of table.

Table 5. Establishments, Employees, and Payroll by Industry and Employment Size of Establishments by County: 2004—Con.

[Excludes most government employees, railroad employees, and self-employed persons. Size class 1 to 4 employees includes establishments having payroll, but no employees, during mid-March pay period. For meaning of abbreviations and symbols, see introductory text. For explanation of terms, see Appendix A. For statement on reliability, see the note at the end of the table and Appendix C]

NAICS code	Geography, kind of business, and employment size class	Establishments (number)	Paid employees for pay period including March 12 (number)	First-quarter payroll (\$1,000)	Annual payroll (\$1,000)
	HUDSON—Con.				
44-45	Retail trade—Con.				
446	Health and personal care stores—Con.				
4461	Health and personal care stores—Con.				
44612	Cosmetics, beauty supplies, and perfume stores				
	All establishments	36	137	442	1 631
	Establishments with 1 to 4 employees	27	X	X	X
	Establishments with 5 to 9 employees	6	X	X	X
	Establishments with 10 to 19 employees	2	X	X	X
	Establishments with 20 to 49 employees	1	X	X	X
	Establishments with 50 to 99 employees	—	X	X	X
	Establishments with 100 to 249 employees	—	X	X	X
	Establishments with 250 to 499 employees	—	X	X	X
	Establishments with 500 to 999 employees	—	X	X	X
	Establishments with 1,000 employees or more	—	X	X	X
446120	Cosmetics, beauty supplies, and perfume stores				
	All establishments	36	137	442	1 631
	Establishments with 1 to 4 employees	27	X	X	X
	Establishments with 5 to 9 employees	6	X	X	X
	Establishments with 10 to 19 employees	2	X	X	X
	Establishments with 20 to 49 employees	1	X	X	X
	Establishments with 50 to 99 employees	—	X	X	X
	Establishments with 100 to 249 employees	—	X	X	X
	Establishments with 250 to 499 employees	—	X	X	X
	Establishments with 500 to 999 employees	—	X	X	X
	Establishments with 1,000 employees or more	—	X	X	X
44613	Optical goods stores				
	All establishments	28	129	730	3 071
	Establishments with 1 to 4 employees	19	X	X	X
	Establishments with 5 to 9 employees	8	X	X	X
	Establishments with 10 to 19 employees	—	X	X	X
	Establishments with 20 to 49 employees	1	X	X	X
	Establishments with 50 to 99 employees	—	X	X	X
	Establishments with 100 to 249 employees	—	X	X	X
	Establishments with 250 to 499 employees	—	X	X	X
	Establishments with 500 to 999 employees	—	X	X	X
	Establishments with 1,000 employees or more	—	X	X	X
446130	Optical goods stores				
	All establishments	28	129	730	3 071
	Establishments with 1 to 4 employees	19	X	X	X
	Establishments with 5 to 9 employees	8	X	X	X
	Establishments with 10 to 19 employees	—	X	X	X
	Establishments with 20 to 49 employees	1	X	X	X
	Establishments with 50 to 99 employees	—	X	X	X
	Establishments with 100 to 249 employees	—	X	X	X
	Establishments with 250 to 499 employees	—	X	X	X
	Establishments with 500 to 999 employees	—	X	X	X
	Establishments with 1,000 employees or more	—	X	X	X
44619	Other health and personal care stores				
	All establishments	30	120	709	3 600
	Establishments with 1 to 4 employees	18	X	X	X
	Establishments with 5 to 9 employees	11	X	X	X
	Establishments with 10 to 19 employees	1	X	X	X
	Establishments with 20 to 49 employees	—	X	X	X
	Establishments with 50 to 99 employees	—	X	X	X
	Establishments with 100 to 249 employees	—	X	X	X
	Establishments with 250 to 499 employees	—	X	X	X
	Establishments with 500 to 999 employees	—	X	X	X
	Establishments with 1,000 employees or more	—	X	X	X
447	Gasoline stations				
	All establishments	137	683	3 063	12 706
	Establishments with 1 to 4 employees	78	X	X	X
	Establishments with 5 to 9 employees	44	X	X	X
	Establishments with 10 to 19 employees	13	X	X	X
	Establishments with 20 to 49 employees	2	X	X	X
	Establishments with 50 to 99 employees	—	X	X	X
	Establishments with 100 to 249 employees	—	X	X	X
	Establishments with 250 to 499 employees	—	X	X	X
	Establishments with 500 to 999 employees	—	X	X	X
	Establishments with 1,000 employees or more	—	X	X	X
4471	Gasoline stations				
	All establishments	137	683	3 063	12 706
	Establishments with 1 to 4 employees	78	X	X	X
	Establishments with 5 to 9 employees	44	X	X	X
	Establishments with 10 to 19 employees	13	X	X	X
	Establishments with 20 to 49 employees	2	X	X	X
	Establishments with 50 to 99 employees	—	X	X	X
	Establishments with 100 to 249 employees	—	X	X	X
	Establishments with 250 to 499 employees	—	X	X	X
	Establishments with 500 to 999 employees	—	X	X	X
	Establishments with 1,000 employees or more	—	X	X	X

See footnotes at end of table.

Table 5. Establishments, Employees, and Payroll by Industry and Employment Size of Establishments by County: 2004—Con.

[Excludes most government employees, railroad employees, and self-employed persons. Size class 1 to 4 employees includes establishments having payroll, but no employees, during mid-March pay period. For meaning of abbreviations and symbols, see introductory text. For explanation of terms, see Appendix A. For statement on reliability, see the note at the end of the table and Appendix C]

NAICS code	Geography, kind of business, and employment size class	Establishments (number)	Paid employees for pay period including March 12 (number)	First-quarter payroll (\$1,000)	Annual payroll (\$1,000)
	HUDSON—Con.				
44-45	Retail trade—Con.				
447	Gasoline stations—Con.				
4471	Gasoline stations—Con.				
44711	Gasoline stations with convenience stores				
	All establishments	32	222	900	3 577
	Establishments with 1 to 4 employees	10	X	X	X
	Establishments with 5 to 9 employees	16	X	X	X
	Establishments with 10 to 19 employees	5	X	X	X
	Establishments with 20 to 49 employees	1	X	X	X
	Establishments with 50 to 99 employees	—	X	X	X
	Establishments with 100 to 249 employees	—	X	X	X
	Establishments with 250 to 499 employees	—	X	X	X
	Establishments with 500 to 999 employees	—	X	X	X
	Establishments with 1,000 employees or more	—	X	X	X
447110	Gasoline stations with convenience stores				
	All establishments	32	222	900	3 577
	Establishments with 1 to 4 employees	10	X	X	X
	Establishments with 5 to 9 employees	16	X	X	X
	Establishments with 10 to 19 employees	5	X	X	X
	Establishments with 20 to 49 employees	1	X	X	X
	Establishments with 50 to 99 employees	—	X	X	X
	Establishments with 100 to 249 employees	—	X	X	X
	Establishments with 250 to 499 employees	—	X	X	X
	Establishments with 500 to 999 employees	—	X	X	X
	Establishments with 1,000 employees or more	—	X	X	X
44719	Other gasoline stations				
	All establishments	105	461	2 163	9 129
	Establishments with 1 to 4 employees	68	X	X	X
	Establishments with 5 to 9 employees	28	X	X	X
	Establishments with 10 to 19 employees	8	X	X	X
	Establishments with 20 to 49 employees	1	X	X	X
	Establishments with 50 to 99 employees	—	X	X	X
	Establishments with 100 to 249 employees	—	X	X	X
	Establishments with 250 to 499 employees	—	X	X	X
	Establishments with 500 to 999 employees	—	X	X	X
	Establishments with 1,000 employees or more	—	X	X	X
447190	Other gasoline stations				
	All establishments	105	461	2 163	9 129
	Establishments with 1 to 4 employees	68	X	X	X
	Establishments with 5 to 9 employees	28	X	X	X
	Establishments with 10 to 19 employees	8	X	X	X
	Establishments with 20 to 49 employees	1	X	X	X
	Establishments with 50 to 99 employees	—	X	X	X
	Establishments with 100 to 249 employees	—	X	X	X
	Establishments with 250 to 499 employees	—	X	X	X
	Establishments with 500 to 999 employees	—	X	X	X
	Establishments with 1,000 employees or more	—	X	X	X
448	Clothing and clothing accessories stores				
	All establishments	478	3 910	13 537	58 015
	Establishments with 1 to 4 employees	253	X	X	X
	Establishments with 5 to 9 employees	122	X	X	X
	Establishments with 10 to 19 employees	59	X	X	X
	Establishments with 20 to 49 employees	33	X	X	X
	Establishments with 50 to 99 employees	9	X	X	X
	Establishments with 100 to 249 employees	2	X	X	X
	Establishments with 250 to 499 employees	—	X	X	X
	Establishments with 500 to 999 employees	—	X	X	X
	Establishments with 1,000 employees or more	—	X	X	X
4481	Clothing stores				
	All establishments	307	3 135	10 144	43 801
	Establishments with 1 to 4 employees	153	X	X	X
	Establishments with 5 to 9 employees	68	X	X	X
	Establishments with 10 to 19 employees	42	X	X	X
	Establishments with 20 to 49 employees	33	X	X	X
	Establishments with 50 to 99 employees	9	X	X	X
	Establishments with 100 to 249 employees	2	X	X	X
	Establishments with 250 to 499 employees	—	X	X	X
	Establishments with 500 to 999 employees	—	X	X	X
	Establishments with 1,000 employees or more	—	X	X	X
44811	Men's clothing stores				
	All establishments	44	200	845	3 606
	Establishments with 1 to 4 employees	28	X	X	X
	Establishments with 5 to 9 employees	11	X	X	X
	Establishments with 10 to 19 employees	3	X	X	X
	Establishments with 20 to 49 employees	2	X	X	X
	Establishments with 50 to 99 employees	—	X	X	X
	Establishments with 100 to 249 employees	—	X	X	X
	Establishments with 250 to 499 employees	—	X	X	X
	Establishments with 500 to 999 employees	—	X	X	X
	Establishments with 1,000 employees or more	—	X	X	X

See footnotes at end of table.

Table 5. Establishments, Employees, and Payroll by Industry and Employment Size of Establishments by County: 2004—Con.

[Excludes most government employees, railroad employees, and self-employed persons. Size class 1 to 4 employees includes establishments having payroll, but no employees, during mid-March pay period. For meaning of abbreviations and symbols, see introductory text. For explanation of terms, see Appendix A. For statement on reliability, see the note at the end of the table and Appendix C]

NAICS code	Geography, kind of business, and employment size class	Establishments (number)	Paid employees for pay period including March 12 (number)	First-quarter payroll (\$1,000)	Annual payroll (\$1,000)
	HUDSON—Con.				
44-45	Retail trade—Con.				
448	Clothing and clothing accessories stores—Con.				
4481	Clothing stores—Con.				
44811	Men's clothing stores—Con.				
448110	Men's clothing stores				
	All establishments	44	200	845	3 606
	Establishments with 1 to 4 employees	28	X	X	X
	Establishments with 5 to 9 employees	11	X	X	X
	Establishments with 10 to 19 employees	3	X	X	X
	Establishments with 20 to 49 employees	2	X	X	X
	Establishments with 50 to 99 employees	—	X	X	X
	Establishments with 100 to 249 employees	—	X	X	X
	Establishments with 250 to 499 employees	—	X	X	X
	Establishments with 500 to 999 employees	—	X	X	X
	Establishments with 1,000 employees or more	—	X	X	X
44812	Women's clothing stores				
	All establishments	126	1 249	3 206	14 132
	Establishments with 1 to 4 employees	63	X	X	X
	Establishments with 5 to 9 employees	26	X	X	X
	Establishments with 10 to 19 employees	16	X	X	X
	Establishments with 20 to 49 employees	18	X	X	X
	Establishments with 50 to 99 employees	3	X	X	X
	Establishments with 100 to 249 employees	—	X	X	X
	Establishments with 250 to 499 employees	—	X	X	X
	Establishments with 500 to 999 employees	—	X	X	X
	Establishments with 1,000 employees or more	—	X	X	X
448120	Women's clothing stores				
	All establishments	126	1 249	3 206	14 132
	Establishments with 1 to 4 employees	63	X	X	X
	Establishments with 5 to 9 employees	26	X	X	X
	Establishments with 10 to 19 employees	16	X	X	X
	Establishments with 20 to 49 employees	18	X	X	X
	Establishments with 50 to 99 employees	3	X	X	X
	Establishments with 100 to 249 employees	—	X	X	X
	Establishments with 250 to 499 employees	—	X	X	X
	Establishments with 500 to 999 employees	—	X	X	X
	Establishments with 1,000 employees or more	—	X	X	X
44813	Children's and infants' clothing stores				
	All establishments	32	428	1 806	8 435
	Establishments with 1 to 4 employees	16	X	X	X
	Establishments with 5 to 9 employees	5	X	X	X
	Establishments with 10 to 19 employees	9	X	X	X
	Establishments with 20 to 49 employees	1	X	X	X
	Establishments with 50 to 99 employees	—	X	X	X
	Establishments with 100 to 249 employees	1	X	X	X
	Establishments with 250 to 499 employees	—	X	X	X
	Establishments with 500 to 999 employees	—	X	X	X
	Establishments with 1,000 employees or more	—	X	X	X
448130	Children's and infants' clothing stores				
	All establishments	32	428	1 806	8 435
	Establishments with 1 to 4 employees	16	X	X	X
	Establishments with 5 to 9 employees	5	X	X	X
	Establishments with 10 to 19 employees	9	X	X	X
	Establishments with 20 to 49 employees	1	X	X	X
	Establishments with 50 to 99 employees	—	X	X	X
	Establishments with 100 to 249 employees	1	X	X	X
	Establishments with 250 to 499 employees	—	X	X	X
	Establishments with 500 to 999 employees	—	X	X	X
	Establishments with 1,000 employees or more	—	X	X	X
44814	Family clothing stores				
	All establishments	64	1 009	3 455	14 722
	Establishments with 1 to 4 employees	25	X	X	X
	Establishments with 5 to 9 employees	12	X	X	X
	Establishments with 10 to 19 employees	10	X	X	X
	Establishments with 20 to 49 employees	11	X	X	X
	Establishments with 50 to 99 employees	5	X	X	X
	Establishments with 100 to 249 employees	1	X	X	X
	Establishments with 250 to 499 employees	—	X	X	X
	Establishments with 500 to 999 employees	—	X	X	X
	Establishments with 1,000 employees or more	—	X	X	X
448140	Family clothing stores				
	All establishments	64	1 009	3 455	14 722
	Establishments with 1 to 4 employees	25	X	X	X
	Establishments with 5 to 9 employees	12	X	X	X
	Establishments with 10 to 19 employees	10	X	X	X
	Establishments with 20 to 49 employees	11	X	X	X
	Establishments with 50 to 99 employees	5	X	X	X
	Establishments with 100 to 249 employees	1	X	X	X
	Establishments with 250 to 499 employees	—	X	X	X
	Establishments with 500 to 999 employees	—	X	X	X
	Establishments with 1,000 employees or more	—	X	X	X

See footnotes at end of table.

Table 5. Establishments, Employees, and Payroll by Industry and Employment Size of Establishments by County: 2004—Con.

[Excludes most government employees, railroad employees, and self-employed persons. Size class 1 to 4 employees includes establishments having payroll, but no employees, during mid-March pay period. For meaning of abbreviations and symbols, see introductory text. For explanation of terms, see Appendix A. For statement on reliability, see the note at the end of the table and Appendix C]

NAICS code	Geography, kind of business, and employment size class	Establishments (number)	Paid employees for pay period including March 12 (number)	First-quarter payroll (\$1,000)	Annual payroll (\$1,000)
	HUDSON—Con.				
44-45	Retail trade—Con.				
448	Clothing and clothing accessories stores—Con.				
4481	Clothing stores—Con.				
44814	Family clothing stores—Con.				
448140	Family clothing stores—Con.				
	All establishments—Con.				
	Establishments with 1,000 employees or more	—	X	X	X
44819	Other clothing stores				
	All establishments	32	215	722	2 465
	Establishments with 1 to 4 employees	17	X	X	X
	Establishments with 5 to 9 employees	9	X	X	X
	Establishments with 10 to 19 employees	4	X	X	X
	Establishments with 20 to 49 employees	1	X	X	X
	Establishments with 50 to 99 employees	1	X	X	X
	Establishments with 100 to 249 employees	—	X	X	X
	Establishments with 250 to 499 employees	—	X	X	X
	Establishments with 500 to 999 employees	—	X	X	X
	Establishments with 1,000 employees or more	—	X	X	X
448190	Other clothing stores				
	All establishments	32	215	722	2 465
	Establishments with 1 to 4 employees	17	X	X	X
	Establishments with 5 to 9 employees	9	X	X	X
	Establishments with 10 to 19 employees	4	X	X	X
	Establishments with 20 to 49 employees	1	X	X	X
	Establishments with 50 to 99 employees	1	X	X	X
	Establishments with 100 to 249 employees	—	X	X	X
	Establishments with 250 to 499 employees	—	X	X	X
	Establishments with 500 to 999 employees	—	X	X	X
	Establishments with 1,000 employees or more	—	X	X	X
4482	Shoe stores				
	All establishments	89	518	2 054	8 844
	Establishments with 1 to 4 employees	36	X	X	X
	Establishments with 5 to 9 employees	39	X	X	X
	Establishments with 10 to 19 employees	14	X	X	X
	Establishments with 20 to 49 employees	—	X	X	X
	Establishments with 50 to 99 employees	—	X	X	X
	Establishments with 100 to 249 employees	—	X	X	X
	Establishments with 250 to 499 employees	—	X	X	X
	Establishments with 500 to 999 employees	—	X	X	X
	Establishments with 1,000 employees or more	—	X	X	X
44821	Shoe stores				
	All establishments	89	518	2 054	8 844
	Establishments with 1 to 4 employees	36	X	X	X
	Establishments with 5 to 9 employees	39	X	X	X
	Establishments with 10 to 19 employees	14	X	X	X
	Establishments with 20 to 49 employees	—	X	X	X
	Establishments with 50 to 99 employees	—	X	X	X
	Establishments with 100 to 249 employees	—	X	X	X
	Establishments with 250 to 499 employees	—	X	X	X
	Establishments with 500 to 999 employees	—	X	X	X
	Establishments with 1,000 employees or more	—	X	X	X
448210	Shoe stores				
	All establishments	89	518	2 054	8 844
	Establishments with 1 to 4 employees	36	X	X	X
	Establishments with 5 to 9 employees	39	X	X	X
	Establishments with 10 to 19 employees	14	X	X	X
	Establishments with 20 to 49 employees	—	X	X	X
	Establishments with 50 to 99 employees	—	X	X	X
	Establishments with 100 to 249 employees	—	X	X	X
	Establishments with 250 to 499 employees	—	X	X	X
	Establishments with 500 to 999 employees	—	X	X	X
	Establishments with 1,000 employees or more	—	X	X	X
4483	Jewelry, luggage, and leather goods stores				
	All establishments	82	257	1 339	5 370
	Establishments with 1 to 4 employees	64	X	X	X
	Establishments with 5 to 9 employees	15	X	X	X
	Establishments with 10 to 19 employees	3	X	X	X
	Establishments with 20 to 49 employees	—	X	X	X
	Establishments with 50 to 99 employees	—	X	X	X
	Establishments with 100 to 249 employees	—	X	X	X
	Establishments with 250 to 499 employees	—	X	X	X
	Establishments with 500 to 999 employees	—	X	X	X
	Establishments with 1,000 employees or more	—	X	X	X

See footnotes at end of table.

Table 5. Establishments, Employees, and Payroll by Industry and Employment Size of Establishments by County: 2004—Con.

[Excludes most government employees, railroad employees, and self-employed persons. Size class 1 to 4 employees includes establishments having payroll, but no employees, during mid-March pay period. For meaning of abbreviations and symbols, see introductory text. For explanation of terms, see Appendix A. For statement on reliability, see the note at the end of the table and Appendix C]

NAICS code	Geography, kind of business, and employment size class	Establishments (number)	Paid employees for pay period including March 12 (number)	First-quarter payroll (\$1,000)	Annual payroll (\$1,000)
	HUDSON—Con.				
44-45	Retail trade—Con.				
448	Clothing and clothing accessories stores—Con.				
4483	Jewelry, luggage, and leather goods stores—Con.				
44831	Jewelry stores				
	All establishments	77	236	1 166	4 717
	Establishments with 1 to 4 employees	61	X	X	X
	Establishments with 5 to 9 employees	14	X	X	X
	Establishments with 10 to 19 employees	2	X	X	X
	Establishments with 20 to 49 employees	—	X	X	X
	Establishments with 50 to 99 employees	—	X	X	X
	Establishments with 100 to 249 employees	—	X	X	X
	Establishments with 250 to 499 employees	—	X	X	X
	Establishments with 500 to 999 employees	—	X	X	X
	Establishments with 1,000 employees or more	—	X	X	X
448310	Jewelry stores				
	All establishments	77	236	1 166	4 717
	Establishments with 1 to 4 employees	61	X	X	X
	Establishments with 5 to 9 employees	14	X	X	X
	Establishments with 10 to 19 employees	2	X	X	X
	Establishments with 20 to 49 employees	—	X	X	X
	Establishments with 50 to 99 employees	—	X	X	X
	Establishments with 100 to 249 employees	—	X	X	X
	Establishments with 250 to 499 employees	—	X	X	X
	Establishments with 500 to 999 employees	—	X	X	X
	Establishments with 1,000 employees or more	—	X	X	X
451	Sporting goods, hobby, book, and music stores				
	All establishments	109	691	2 882	12 467
	Establishments with 1 to 4 employees	68	X	X	X
	Establishments with 5 to 9 employees	20	X	X	X
	Establishments with 10 to 19 employees	11	X	X	X
	Establishments with 20 to 49 employees	9	X	X	X
	Establishments with 50 to 99 employees	1	X	X	X
	Establishments with 100 to 249 employees	—	X	X	X
	Establishments with 250 to 499 employees	—	X	X	X
	Establishments with 500 to 999 employees	—	X	X	X
	Establishments with 1,000 employees or more	—	X	X	X
4511	Sporting goods, hobby, and musical instrument stores				
	All establishments	57	407	1 839	8 051
	Establishments with 1 to 4 employees	33	X	X	X
	Establishments with 5 to 9 employees	13	X	X	X
	Establishments with 10 to 19 employees	4	X	X	X
	Establishments with 20 to 49 employees	6	X	X	X
	Establishments with 50 to 99 employees	1	X	X	X
	Establishments with 100 to 249 employees	—	X	X	X
	Establishments with 250 to 499 employees	—	X	X	X
	Establishments with 500 to 999 employees	—	X	X	X
	Establishments with 1,000 employees or more	—	X	X	X
45111	Sporting goods stores				
	All establishments	21	143	664	2 672
	Establishments with 1 to 4 employees	14	X	X	X
	Establishments with 5 to 9 employees	2	X	X	X
	Establishments with 10 to 19 employees	1	X	X	X
	Establishments with 20 to 49 employees	4	X	X	X
	Establishments with 50 to 99 employees	—	X	X	X
	Establishments with 100 to 249 employees	—	X	X	X
	Establishments with 250 to 499 employees	—	X	X	X
	Establishments with 500 to 999 employees	—	X	X	X
	Establishments with 1,000 employees or more	—	X	X	X
451110	Sporting goods stores				
	All establishments	21	143	664	2 672
	Establishments with 1 to 4 employees	14	X	X	X
	Establishments with 5 to 9 employees	2	X	X	X
	Establishments with 10 to 19 employees	1	X	X	X
	Establishments with 20 to 49 employees	4	X	X	X
	Establishments with 50 to 99 employees	—	X	X	X
	Establishments with 100 to 249 employees	—	X	X	X
	Establishments with 250 to 499 employees	—	X	X	X
	Establishments with 500 to 999 employees	—	X	X	X
	Establishments with 1,000 employees or more	—	X	X	X
45112	Hobby, toy, and game stores				
	All establishments	21	224	1 030	4 847
	Establishments with 1 to 4 employees	7	X	X	X
	Establishments with 5 to 9 employees	8	X	X	X
	Establishments with 10 to 19 employees	3	X	X	X
	Establishments with 20 to 49 employees	2	X	X	X
	Establishments with 50 to 99 employees	1	X	X	X
	Establishments with 100 to 249 employees	—	X	X	X
	Establishments with 250 to 499 employees	—	X	X	X
	Establishments with 500 to 999 employees	—	X	X	X
	Establishments with 1,000 employees or more	—	X	X	X

See footnotes at end of table.

Table 5. Establishments, Employees, and Payroll by Industry and Employment Size of Establishments by County: 2004—Con.

[Excludes most government employees, railroad employees, and self-employed persons. Size class 1 to 4 employees includes establishments having payroll, but no employees, during mid-March pay period. For meaning of abbreviations and symbols, see introductory text. For explanation of terms, see Appendix A. For statement on reliability, see the note at the end of the table and Appendix C]

NAICS code	Geography, kind of business, and employment size class	Establishments (number)	Paid employees for pay period including March 12 (number)	First-quarter payroll (\$1,000)	Annual payroll (\$1,000)
44-45	HUDSON—Con.				
	Retail trade—Con.				
451	Sporting goods, hobby, book, and music stores—Con.				
4511	Sporting goods, hobby, and musical instrument stores—Con.				
45112	Hobby, toy, and game stores—Con.				
451120	Hobby, toy, and game stores				
	All establishments	21	224	1 030	4 847
	Establishments with 1 to 4 employees	7	X	X	X
	Establishments with 5 to 9 employees	8	X	X	X
	Establishments with 10 to 19 employees	3	X	X	X
	Establishments with 20 to 49 employees	2	X	X	X
	Establishments with 50 to 99 employees	1	X	X	X
	Establishments with 100 to 249 employees	—	X	X	X
	Establishments with 250 to 499 employees	—	X	X	X
	Establishments with 500 to 999 employees	—	X	X	X
	Establishments with 1,000 employees or more	—	X	X	X
4512	Book, periodical, and music stores				
	All establishments	52	284	1 043	4 416
	Establishments with 1 to 4 employees	35	X	X	X
	Establishments with 5 to 9 employees	7	X	X	X
	Establishments with 10 to 19 employees	7	X	X	X
	Establishments with 20 to 49 employees	3	X	X	X
	Establishments with 50 to 99 employees	—	X	X	X
	Establishments with 100 to 249 employees	—	X	X	X
	Establishments with 250 to 499 employees	—	X	X	X
	Establishments with 500 to 999 employees	—	X	X	X
	Establishments with 1,000 employees or more	—	X	X	X
45121	Book stores and news dealers				
	All establishments	36	191	823	3 526
	Establishments with 1 to 4 employees	25	X	X	X
	Establishments with 5 to 9 employees	6	X	X	X
	Establishments with 10 to 19 employees	3	X	X	X
	Establishments with 20 to 49 employees	2	X	X	X
	Establishments with 50 to 99 employees	—	X	X	X
	Establishments with 100 to 249 employees	—	X	X	X
	Establishments with 250 to 499 employees	—	X	X	X
	Establishments with 500 to 999 employees	—	X	X	X
	Establishments with 1,000 employees or more	—	X	X	X
451212	News dealers and newsstands				
	All establishments	25	100	533	2 379
	Establishments with 1 to 4 employees	21	X	X	X
	Establishments with 5 to 9 employees	2	X	X	X
	Establishments with 10 to 19 employees	1	X	X	X
	Establishments with 20 to 49 employees	1	X	X	X
	Establishments with 50 to 99 employees	—	X	X	X
	Establishments with 100 to 249 employees	—	X	X	X
	Establishments with 250 to 499 employees	—	X	X	X
	Establishments with 500 to 999 employees	—	X	X	X
	Establishments with 1,000 employees or more	—	X	X	X
452	General merchandise stores				
	All establishments	104	1 946	7 488	38 533
	Establishments with 1 to 4 employees	53	X	X	X
	Establishments with 5 to 9 employees	21	X	X	X
	Establishments with 10 to 19 employees	15	X	X	X
	Establishments with 20 to 49 employees	6	X	X	X
	Establishments with 50 to 99 employees	2	X	X	X
	Establishments with 100 to 249 employees	6	X	X	X
	Establishments with 250 to 499 employees	1	X	X	X
	Establishments with 500 to 999 employees	—	X	X	X
	Establishments with 1,000 employees or more	—	X	X	X
4521	Department stores				
	All establishments	14	1 169	4 884	27 559
	Establishments with 1 to 4 employees	6	X	X	X
	Establishments with 5 to 9 employees	—	X	X	X
	Establishments with 10 to 19 employees	—	X	X	X
	Establishments with 20 to 49 employees	1	X	X	X
	Establishments with 50 to 99 employees	1	X	X	X
	Establishments with 100 to 249 employees	5	X	X	X
	Establishments with 250 to 499 employees	1	X	X	X
	Establishments with 500 to 999 employees	—	X	X	X
	Establishments with 1,000 employees or more	—	X	X	X
45211	Department stores				
	All establishments	14	1 169	4 884	27 559
	Establishments with 1 to 4 employees	6	X	X	X
	Establishments with 5 to 9 employees	—	X	X	X
	Establishments with 10 to 19 employees	—	X	X	X
	Establishments with 20 to 49 employees	1	X	X	X
	Establishments with 50 to 99 employees	1	X	X	X
	Establishments with 100 to 249 employees	5	X	X	X
	Establishments with 250 to 499 employees	1	X	X	X
	Establishments with 500 to 999 employees	—	X	X	X
	Establishments with 1,000 employees or more	—	X	X	X

See footnotes at end of table.

Table 5. Establishments, Employees, and Payroll by Industry and Employment Size of Establishments by County: 2004—Con.

[Excludes most government employees, railroad employees, and self-employed persons. Size class 1 to 4 employees includes establishments having payroll, but no employees, during mid-March pay period. For meaning of abbreviations and symbols, see introductory text. For explanation of terms, see Appendix A. For statement on reliability, see the note at the end of the table and Appendix C]

NAICS code	Geography, kind of business, and employment size class	Establishments (number)	Paid employees for pay period including March 12 (number)	First-quarter payroll (\$1,000)	Annual payroll (\$1,000)
44-45	HUDSON—Con.				
	Retail trade—Con.				
452	General merchandise stores—Con.				
4521	Department stores—Con.				
45211	Department stores—Con.				
452111	Department stores (except discount department stores)				
	All establishments	5	725	3 339	14 980
	Establishments with 1 to 4 employees	1	X	X	X
	Establishments with 5 to 9 employees	—	X	X	X
	Establishments with 10 to 19 employees	—	X	X	X
	Establishments with 20 to 49 employees	1	X	X	X
	Establishments with 50 to 99 employees	—	X	X	X
	Establishments with 100 to 249 employees	2	X	X	X
	Establishments with 250 to 499 employees	1	X	X	X
	Establishments with 500 to 999 employees	—	X	X	X
	Establishments with 1,000 employees or more	—	X	X	X
452112	Discount department stores				
	All establishments	9	444	1 545	12 579
	Establishments with 1 to 4 employees	5	X	X	X
	Establishments with 5 to 9 employees	—	X	X	X
	Establishments with 10 to 19 employees	—	X	X	X
	Establishments with 20 to 49 employees	1	X	X	X
	Establishments with 50 to 99 employees	—	X	X	X
	Establishments with 100 to 249 employees	3	X	X	X
	Establishments with 250 to 499 employees	—	X	X	X
	Establishments with 500 to 999 employees	—	X	X	X
	Establishments with 1,000 employees or more	—	X	X	X
4529	Other general merchandise stores				
	All establishments	90	777	2 604	10 974
	Establishments with 1 to 4 employees	47	X	X	X
	Establishments with 5 to 9 employees	21	X	X	X
	Establishments with 10 to 19 employees	15	X	X	X
	Establishments with 20 to 49 employees	5	X	X	X
	Establishments with 50 to 99 employees	1	X	X	X
	Establishments with 100 to 249 employees	1	X	X	X
	Establishments with 250 to 499 employees	—	X	X	X
	Establishments with 500 to 999 employees	—	X	X	X
	Establishments with 1,000 employees or more	—	X	X	X
45291	Warehouse clubs and supercenters				
	All establishments	1	c	D	D
	Establishments with 1 to 4 employees	—	X	X	X
	Establishments with 5 to 9 employees	—	X	X	X
	Establishments with 10 to 19 employees	—	X	X	X
	Establishments with 20 to 49 employees	—	X	X	X
	Establishments with 50 to 99 employees	—	X	X	X
	Establishments with 100 to 249 employees	1	X	X	X
	Establishments with 250 to 499 employees	—	X	X	X
	Establishments with 500 to 999 employees	—	X	X	X
	Establishments with 1,000 employees or more	—	X	X	X
452910	Warehouse clubs and supercenters				
	All establishments	1	c	D	D
	Establishments with 1 to 4 employees	—	X	X	X
	Establishments with 5 to 9 employees	—	X	X	X
	Establishments with 10 to 19 employees	—	X	X	X
	Establishments with 20 to 49 employees	—	X	X	X
	Establishments with 50 to 99 employees	—	X	X	X
	Establishments with 100 to 249 employees	1	X	X	X
	Establishments with 250 to 499 employees	—	X	X	X
	Establishments with 500 to 999 employees	—	X	X	X
	Establishments with 1,000 employees or more	—	X	X	X
45299	All other general merchandise stores				
	All establishments	89	f	D	D
	Establishments with 1 to 4 employees	47	X	X	X
	Establishments with 5 to 9 employees	21	X	X	X
	Establishments with 10 to 19 employees	15	X	X	X
	Establishments with 20 to 49 employees	5	X	X	X
	Establishments with 50 to 99 employees	1	X	X	X
	Establishments with 100 to 249 employees	—	X	X	X
	Establishments with 250 to 499 employees	—	X	X	X
	Establishments with 500 to 999 employees	—	X	X	X
	Establishments with 1,000 employees or more	—	X	X	X
452990	All other general merchandise stores				
	All establishments	89	f	D	D
	Establishments with 1 to 4 employees	47	X	X	X
	Establishments with 5 to 9 employees	21	X	X	X
	Establishments with 10 to 19 employees	15	X	X	X
	Establishments with 20 to 49 employees	5	X	X	X
	Establishments with 50 to 99 employees	1	X	X	X
	Establishments with 100 to 249 employees	—	X	X	X
	Establishments with 250 to 499 employees	—	X	X	X
	Establishments with 500 to 999 employees	—	X	X	X
	Establishments with 1,000 employees or more	—	X	X	X

See footnotes at end of table.

Table 5. Establishments, Employees, and Payroll by Industry and Employment Size of Establishments by County: 2004—Con.

[Excludes most government employees, railroad employees, and self-employed persons. Size class 1 to 4 employees includes establishments having payroll, but no employees, during mid-March pay period. For meaning of abbreviations and symbols, see introductory text. For explanation of terms, see Appendix A. For statement on reliability, see the note at the end of the table and Appendix C]

NAICS code	Geography, kind of business, and employment size class	Establishments (number)	Paid employees for pay period including March 12 (number)	First-quarter payroll (\$1,000)	Annual payroll (\$1,000)
	HUDSON—Con.				
44-45	Retail trade—Con.				
452	General merchandise stores—Con.				
4529	Other general merchandise stores—Con.				
45299	All other general merchandise stores—Con.				
452990	All other general merchandise stores—Con.				
	All establishments—Con.				
	Establishments with 1,000 employees or more	—	X	X	X
453	Miscellaneous store retailers				
	All establishments	161	783	3 870	16 280
	Establishments with 1 to 4 employees	115	X	X	X
	Establishments with 5 to 9 employees	25	X	X	X
	Establishments with 10 to 19 employees	14	X	X	X
	Establishments with 20 to 49 employees	6	X	X	X
	Establishments with 50 to 99 employees	1	X	X	X
	Establishments with 100 to 249 employees	—	X	X	X
	Establishments with 250 to 499 employees	—	X	X	X
	Establishments with 500 to 999 employees	—	X	X	X
	Establishments with 1,000 employees or more	—	X	X	X
4531	Florists				
	All establishments	29	116	378	1 532
	Establishments with 1 to 4 employees	18	X	X	X
	Establishments with 5 to 9 employees	8	X	X	X
	Establishments with 10 to 19 employees	3	X	X	X
	Establishments with 20 to 49 employees	—	X	X	X
	Establishments with 50 to 99 employees	—	X	X	X
	Establishments with 100 to 249 employees	—	X	X	X
	Establishments with 250 to 499 employees	—	X	X	X
	Establishments with 500 to 999 employees	—	X	X	X
	Establishments with 1,000 employees or more	—	X	X	X
45311	Florists				
	All establishments	29	116	378	1 532
	Establishments with 1 to 4 employees	18	X	X	X
	Establishments with 5 to 9 employees	8	X	X	X
	Establishments with 10 to 19 employees	3	X	X	X
	Establishments with 20 to 49 employees	—	X	X	X
	Establishments with 50 to 99 employees	—	X	X	X
	Establishments with 100 to 249 employees	—	X	X	X
	Establishments with 250 to 499 employees	—	X	X	X
	Establishments with 500 to 999 employees	—	X	X	X
	Establishments with 1,000 employees or more	—	X	X	X
453110	Florists				
	All establishments	29	116	378	1 532
	Establishments with 1 to 4 employees	18	X	X	X
	Establishments with 5 to 9 employees	8	X	X	X
	Establishments with 10 to 19 employees	3	X	X	X
	Establishments with 20 to 49 employees	—	X	X	X
	Establishments with 50 to 99 employees	—	X	X	X
	Establishments with 100 to 249 employees	—	X	X	X
	Establishments with 250 to 499 employees	—	X	X	X
	Establishments with 500 to 999 employees	—	X	X	X
	Establishments with 1,000 employees or more	—	X	X	X
4532	Office supplies, stationery, and gift stores				
	All establishments	68	456	2 539	10 259
	Establishments with 1 to 4 employees	46	X	X	X
	Establishments with 5 to 9 employees	9	X	X	X
	Establishments with 10 to 19 employees	7	X	X	X
	Establishments with 20 to 49 employees	5	X	X	X
	Establishments with 50 to 99 employees	1	X	X	X
	Establishments with 100 to 249 employees	—	X	X	X
	Establishments with 250 to 499 employees	—	X	X	X
	Establishments with 500 to 999 employees	—	X	X	X
	Establishments with 1,000 employees or more	—	X	X	X
45321	Office supplies and stationery stores				
	All establishments	15	247	1 869	7 892
	Establishments with 1 to 4 employees	8	X	X	X
	Establishments with 5 to 9 employees	1	X	X	X
	Establishments with 10 to 19 employees	2	X	X	X
	Establishments with 20 to 49 employees	3	X	X	X
	Establishments with 50 to 99 employees	1	X	X	X
	Establishments with 100 to 249 employees	—	X	X	X
	Establishments with 250 to 499 employees	—	X	X	X
	Establishments with 500 to 999 employees	—	X	X	X
	Establishments with 1,000 employees or more	—	X	X	X

See footnotes at end of table.

Table 5. Establishments, Employees, and Payroll by Industry and Employment Size of Establishments by County: 2004—Con.

[Excludes most government employees, railroad employees, and self-employed persons. Size class 1 to 4 employees includes establishments having payroll, but no employees, during mid-March pay period. For meaning of abbreviations and symbols, see introductory text. For explanation of terms, see Appendix A. For statement on reliability, see the note at the end of the table and Appendix C]

NAICS code	Geography, kind of business, and employment size class	Establishments (number)	Paid employees for pay period including March 12 (number)	First-quarter payroll (\$1,000)	Annual payroll (\$1,000)
44-45	HUDSON—Con.				
	Retail trade—Con.				
453	Miscellaneous store retailers—Con.				
4532	Office supplies, stationery, and gift stores—Con.				
45321	Office supplies and stationery stores—Con.				
453210	Office supplies and stationery stores				
	All establishments	15	247	1 869	7 892
	Establishments with 1 to 4 employees	8	X	X	X
	Establishments with 5 to 9 employees	1	X	X	X
	Establishments with 10 to 19 employees	2	X	X	X
	Establishments with 20 to 49 employees	3	X	X	X
	Establishments with 50 to 99 employees	1	X	X	X
	Establishments with 100 to 249 employees	—	X	X	X
	Establishments with 250 to 499 employees	—	X	X	X
	Establishments with 500 to 999 employees	—	X	X	X
	Establishments with 1,000 employees or more	—	X	X	X
45322	Gift, novelty, and souvenir stores				
	All establishments	53	209	670	2 367
	Establishments with 1 to 4 employees	38	X	X	X
	Establishments with 5 to 9 employees	8	X	X	X
	Establishments with 10 to 19 employees	5	X	X	X
	Establishments with 20 to 49 employees	2	X	X	X
	Establishments with 50 to 99 employees	—	X	X	X
	Establishments with 100 to 249 employees	—	X	X	X
	Establishments with 250 to 499 employees	—	X	X	X
	Establishments with 500 to 999 employees	—	X	X	X
	Establishments with 1,000 employees or more	—	X	X	X
453220	Gift, novelty, and souvenir stores				
	All establishments	53	209	670	2 367
	Establishments with 1 to 4 employees	38	X	X	X
	Establishments with 5 to 9 employees	8	X	X	X
	Establishments with 10 to 19 employees	5	X	X	X
	Establishments with 20 to 49 employees	2	X	X	X
	Establishments with 50 to 99 employees	—	X	X	X
	Establishments with 100 to 249 employees	—	X	X	X
	Establishments with 250 to 499 employees	—	X	X	X
	Establishments with 500 to 999 employees	—	X	X	X
	Establishments with 1,000 employees or more	—	X	X	X
4539	Other miscellaneous store retailers				
	All establishments	54	167	648	3 151
	Establishments with 1 to 4 employees	45	X	X	X
	Establishments with 5 to 9 employees	6	X	X	X
	Establishments with 10 to 19 employees	2	X	X	X
	Establishments with 20 to 49 employees	1	X	X	X
	Establishments with 50 to 99 employees	—	X	X	X
	Establishments with 100 to 249 employees	—	X	X	X
	Establishments with 250 to 499 employees	—	X	X	X
	Establishments with 500 to 999 employees	—	X	X	X
	Establishments with 1,000 employees or more	—	X	X	X
45399	All other miscellaneous store retailers				
	All establishments	34	104	385	1 980
	Establishments with 1 to 4 employees	30	X	X	X
	Establishments with 5 to 9 employees	2	X	X	X
	Establishments with 10 to 19 employees	1	X	X	X
	Establishments with 20 to 49 employees	1	X	X	X
	Establishments with 50 to 99 employees	—	X	X	X
	Establishments with 100 to 249 employees	—	X	X	X
	Establishments with 250 to 499 employees	—	X	X	X
	Establishments with 500 to 999 employees	—	X	X	X
	Establishments with 1,000 employees or more	—	X	X	X
454	Nonstore retailers				
	All establishments	68	274	1 820	7 543
	Establishments with 1 to 4 employees	48	X	X	X
	Establishments with 5 to 9 employees	13	X	X	X
	Establishments with 10 to 19 employees	4	X	X	X
	Establishments with 20 to 49 employees	3	X	X	X
	Establishments with 50 to 99 employees	—	X	X	X
	Establishments with 100 to 249 employees	—	X	X	X
	Establishments with 250 to 499 employees	—	X	X	X
	Establishments with 500 to 999 employees	—	X	X	X
	Establishments with 1,000 employees or more	—	X	X	X
4543	Direct selling establishments				
	All establishments	43	169	1 267	4 850
	Establishments with 1 to 4 employees	31	X	X	X
	Establishments with 5 to 9 employees	8	X	X	X
	Establishments with 10 to 19 employees	2	X	X	X
	Establishments with 20 to 49 employees	2	X	X	X
	Establishments with 50 to 99 employees	—	X	X	X
	Establishments with 100 to 249 employees	—	X	X	X
	Establishments with 250 to 499 employees	—	X	X	X
	Establishments with 500 to 999 employees	—	X	X	X
	Establishments with 1,000 employees or more	—	X	X	X

See footnotes at end of table.

Table 5. Establishments, Employees, and Payroll by Industry and Employment Size of Establishments by County: 2004—Con.

[Excludes most government employees, railroad employees, and self-employed persons. Size class 1 to 4 employees includes establishments having payroll, but no employees, during mid-March pay period. For meaning of abbreviations and symbols, see introductory text. For explanation of terms, see Appendix A. For statement on reliability, see the note at the end of the table and Appendix C]

NAICS code	Geography, kind of business, and employment size class	Establishments (number)	Paid employees for pay period including March 12 (number)	First-quarter payroll (\$1,000)	Annual payroll (\$1,000)
	HUDSON—Con.				
44-45	Retail trade—Con.				
454	Nonstore retailers—Con.				
4543	Direct selling establishments—Con.				
45439	Other direct selling establishments				
	All establishments	34	108	588	2 355
	Establishments with 1 to 4 employees	28	X	X	X
	Establishments with 5 to 9 employees	4	X	X	X
	Establishments with 10 to 19 employees	1	X	X	X
	Establishments with 20 to 49 employees	1	X	X	X
	Establishments with 50 to 99 employees	—	X	X	X
	Establishments with 100 to 249 employees	—	X	X	X
	Establishments with 250 to 499 employees	—	X	X	X
	Establishments with 500 to 999 employees	—	X	X	X
	Establishments with 1,000 employees or more	—	X	X	X
454390	Other direct selling establishments				
	All establishments	34	108	588	2 355
	Establishments with 1 to 4 employees	28	X	X	X
	Establishments with 5 to 9 employees	4	X	X	X
	Establishments with 10 to 19 employees	1	X	X	X
	Establishments with 20 to 49 employees	1	X	X	X
	Establishments with 50 to 99 employees	—	X	X	X
	Establishments with 100 to 249 employees	—	X	X	X
	Establishments with 250 to 499 employees	—	X	X	X
	Establishments with 500 to 999 employees	—	X	X	X
	Establishments with 1,000 employees or more	—	X	X	X
48-49	Transportation and warehousing				
	All establishments	892	24 959	208 568	907 467
	Establishments with 1 to 4 employees	467	X	X	X
	Establishments with 5 to 9 employees	115	X	X	X
	Establishments with 10 to 19 employees	106	X	X	X
	Establishments with 20 to 49 employees	99	X	X	X
	Establishments with 50 to 99 employees	55	X	X	X
	Establishments with 100 to 249 employees	35	X	X	X
	Establishments with 250 to 499 employees	10	X	X	X
	Establishments with 500 to 999 employees	4	X	X	X
	Establishments with 1,000 employees or more	1	X	X	X
483	Water transportation				
	All establishments	17	659	7 034	29 189
	Establishments with 1 to 4 employees	6	X	X	X
	Establishments with 5 to 9 employees	3	X	X	X
	Establishments with 10 to 19 employees	3	X	X	X
	Establishments with 20 to 49 employees	3	X	X	X
	Establishments with 50 to 99 employees	1	X	X	X
	Establishments with 100 to 249 employees	—	X	X	X
	Establishments with 250 to 499 employees	1	X	X	X
	Establishments with 500 to 999 employees	—	X	X	X
	Establishments with 1,000 employees or more	—	X	X	X
4831	Deep sea, coastal, and Great Lakes water transportation				
	All establishments	11	c	D	D
	Establishments with 1 to 4 employees	2	X	X	X
	Establishments with 5 to 9 employees	3	X	X	X
	Establishments with 10 to 19 employees	3	X	X	X
	Establishments with 20 to 49 employees	2	X	X	X
	Establishments with 50 to 99 employees	1	X	X	X
	Establishments with 100 to 249 employees	—	X	X	X
	Establishments with 250 to 499 employees	—	X	X	X
	Establishments with 500 to 999 employees	—	X	X	X
	Establishments with 1,000 employees or more	—	X	X	X
48311	Deep sea, coastal, and Great Lakes water transportation				
	All establishments	11	c	D	D
	Establishments with 1 to 4 employees	2	X	X	X
	Establishments with 5 to 9 employees	3	X	X	X
	Establishments with 10 to 19 employees	3	X	X	X
	Establishments with 20 to 49 employees	2	X	X	X
	Establishments with 50 to 99 employees	1	X	X	X
	Establishments with 100 to 249 employees	—	X	X	X
	Establishments with 250 to 499 employees	—	X	X	X
	Establishments with 500 to 999 employees	—	X	X	X
	Establishments with 1,000 employees or more	—	X	X	X
483111	Deep sea freight transportation				
	All establishments	9	c	D	D
	Establishments with 1 to 4 employees	2	X	X	X
	Establishments with 5 to 9 employees	1	X	X	X
	Establishments with 10 to 19 employees	3	X	X	X
	Establishments with 20 to 49 employees	2	X	X	X
	Establishments with 50 to 99 employees	1	X	X	X
	Establishments with 100 to 249 employees	—	X	X	X
	Establishments with 250 to 499 employees	—	X	X	X
	Establishments with 500 to 999 employees	—	X	X	X
	Establishments with 1,000 employees or more	—	X	X	X

See footnotes at end of table.

Table 5. Establishments, Employees, and Payroll by Industry and Employment Size of Establishments by County: 2004—Con.

[Excludes most government employees, railroad employees, and self-employed persons. Size class 1 to 4 employees includes establishments having payroll, but no employees, during mid-March pay period. For meaning of abbreviations and symbols, see introductory text. For explanation of terms, see Appendix A. For statement on reliability, see the note at the end of the table and Appendix C]

NAICS code	Geography, kind of business, and employment size class	Establishments (number)	Paid employees for pay period including March 12 (number)	First-quarter payroll (\$1,000)	Annual payroll (\$1,000)
	HUDSON—Con.				
48-49	Transportation and warehousing—Con.				
483	Water transportation—Con.				
4832	Inland water transportation				
	All establishments	6	e	D	D
	Establishments with 1 to 4 employees	4	X	X	X
	Establishments with 5 to 9 employees	—	X	X	X
	Establishments with 10 to 19 employees	—	X	X	X
	Establishments with 20 to 49 employees	1	X	X	X
	Establishments with 50 to 99 employees	—	X	X	X
	Establishments with 100 to 249 employees	—	X	X	X
	Establishments with 250 to 499 employees	1	X	X	X
	Establishments with 500 to 999 employees	—	X	X	X
	Establishments with 1,000 employees or more	—	X	X	X
48321	Inland water transportation				
	All establishments	6	e	D	D
	Establishments with 1 to 4 employees	4	X	X	X
	Establishments with 5 to 9 employees	—	X	X	X
	Establishments with 10 to 19 employees	—	X	X	X
	Establishments with 20 to 49 employees	1	X	X	X
	Establishments with 50 to 99 employees	—	X	X	X
	Establishments with 100 to 249 employees	—	X	X	X
	Establishments with 250 to 499 employees	1	X	X	X
	Establishments with 500 to 999 employees	—	X	X	X
	Establishments with 1,000 employees or more	—	X	X	X
483212	Inland water passenger transportation				
	All establishments	6	e	D	D
	Establishments with 1 to 4 employees	4	X	X	X
	Establishments with 5 to 9 employees	—	X	X	X
	Establishments with 10 to 19 employees	—	X	X	X
	Establishments with 20 to 49 employees	1	X	X	X
	Establishments with 50 to 99 employees	—	X	X	X
	Establishments with 100 to 249 employees	—	X	X	X
	Establishments with 250 to 499 employees	1	X	X	X
	Establishments with 500 to 999 employees	—	X	X	X
	Establishments with 1,000 employees or more	—	X	X	X
484	Truck transportation				
	All establishments	467	5 823	51 939	230 686
	Establishments with 1 to 4 employees	294	X	X	X
	Establishments with 5 to 9 employees	54	X	X	X
	Establishments with 10 to 19 employees	45	X	X	X
	Establishments with 20 to 49 employees	44	X	X	X
	Establishments with 50 to 99 employees	19	X	X	X
	Establishments with 100 to 249 employees	9	X	X	X
	Establishments with 250 to 499 employees	2	X	X	X
	Establishments with 500 to 999 employees	—	X	X	X
	Establishments with 1,000 employees or more	—	X	X	X
4841	General freight trucking				
	All establishments	319	4 113	37 603	165 433
	Establishments with 1 to 4 employees	208	X	X	X
	Establishments with 5 to 9 employees	32	X	X	X
	Establishments with 10 to 19 employees	28	X	X	X
	Establishments with 20 to 49 employees	28	X	X	X
	Establishments with 50 to 99 employees	14	X	X	X
	Establishments with 100 to 249 employees	7	X	X	X
	Establishments with 250 to 499 employees	2	X	X	X
	Establishments with 500 to 999 employees	—	X	X	X
	Establishments with 1,000 employees or more	—	X	X	X
48411	General freight trucking, local				
	All establishments	219	2 551	20 910	91 856
	Establishments with 1 to 4 employees	145	X	X	X
	Establishments with 5 to 9 employees	26	X	X	X
	Establishments with 10 to 19 employees	19	X	X	X
	Establishments with 20 to 49 employees	16	X	X	X
	Establishments with 50 to 99 employees	9	X	X	X
	Establishments with 100 to 249 employees	2	X	X	X
	Establishments with 250 to 499 employees	2	X	X	X
	Establishments with 500 to 999 employees	—	X	X	X
	Establishments with 1,000 employees or more	—	X	X	X
484110	General freight trucking, local				
	All establishments	219	2 551	20 910	91 856
	Establishments with 1 to 4 employees	145	X	X	X
	Establishments with 5 to 9 employees	26	X	X	X
	Establishments with 10 to 19 employees	19	X	X	X
	Establishments with 20 to 49 employees	16	X	X	X
	Establishments with 50 to 99 employees	9	X	X	X
	Establishments with 100 to 249 employees	2	X	X	X
	Establishments with 250 to 499 employees	2	X	X	X
	Establishments with 500 to 999 employees	—	X	X	X
	Establishments with 1,000 employees or more	—	X	X	X

See footnotes at end of table.

Table 5. Establishments, Employees, and Payroll by Industry and Employment Size of Establishments by County: 2004—Con.

[Excludes most government employees, railroad employees, and self-employed persons. Size class 1 to 4 employees includes establishments having payroll, but no employees, during mid-March pay period. For meaning of abbreviations and symbols, see introductory text. For explanation of terms, see Appendix A. For statement on reliability, see the note at the end of the table and Appendix C]

NAICS code	Geography, kind of business, and employment size class	Establishments (number)	Paid employees for pay period including March 12 (number)	First-quarter payroll (\$1,000)	Annual payroll (\$1,000)
	HUDSON—Con.				
48-49	Transportation and warehousing—Con.				
484	Truck transportation—Con.				
4841	General freight trucking—Con.				
48412	General freight trucking, long-distance				
	All establishments	100	1 562	16 693	73 577
	Establishments with 1 to 4 employees	63	X	X	X
	Establishments with 5 to 9 employees	6	X	X	X
	Establishments with 10 to 19 employees	9	X	X	X
	Establishments with 20 to 49 employees	12	X	X	X
	Establishments with 50 to 99 employees	5	X	X	X
	Establishments with 100 to 249 employees	5	X	X	X
	Establishments with 250 to 499 employees	—	X	X	X
	Establishments with 500 to 999 employees	—	X	X	X
	Establishments with 1,000 employees or more	—	X	X	X
484121	General freight trucking, long-distance, truckload (tl)				
	All establishments	78	935	10 187	43 986
	Establishments with 1 to 4 employees	52	X	X	X
	Establishments with 5 to 9 employees	5	X	X	X
	Establishments with 10 to 19 employees	6	X	X	X
	Establishments with 20 to 49 employees	10	X	X	X
	Establishments with 50 to 99 employees	3	X	X	X
	Establishments with 100 to 249 employees	2	X	X	X
	Establishments with 250 to 499 employees	—	X	X	X
	Establishments with 500 to 999 employees	—	X	X	X
	Establishments with 1,000 employees or more	—	X	X	X
484122	General freight trucking, long-distance, less than truckload (ltl)				
	All establishments	22	627	6 506	29 591
	Establishments with 1 to 4 employees	11	X	X	X
	Establishments with 5 to 9 employees	1	X	X	X
	Establishments with 10 to 19 employees	3	X	X	X
	Establishments with 20 to 49 employees	2	X	X	X
	Establishments with 50 to 99 employees	2	X	X	X
	Establishments with 100 to 249 employees	3	X	X	X
	Establishments with 250 to 499 employees	—	X	X	X
	Establishments with 500 to 999 employees	—	X	X	X
	Establishments with 1,000 employees or more	—	X	X	X
4842	Specialized freight trucking				
	All establishments	148	1 710	14 336	65 253
	Establishments with 1 to 4 employees	86	X	X	X
	Establishments with 5 to 9 employees	22	X	X	X
	Establishments with 10 to 19 employees	17	X	X	X
	Establishments with 20 to 49 employees	16	X	X	X
	Establishments with 50 to 99 employees	5	X	X	X
	Establishments with 100 to 249 employees	2	X	X	X
	Establishments with 250 to 499 employees	—	X	X	X
	Establishments with 500 to 999 employees	—	X	X	X
	Establishments with 1,000 employees or more	—	X	X	X
48421	Used household and office goods moving				
	All establishments	54	608	3 830	18 809
	Establishments with 1 to 4 employees	29	X	X	X
	Establishments with 5 to 9 employees	10	X	X	X
	Establishments with 10 to 19 employees	4	X	X	X
	Establishments with 20 to 49 employees	10	X	X	X
	Establishments with 50 to 99 employees	1	X	X	X
	Establishments with 100 to 249 employees	—	X	X	X
	Establishments with 250 to 499 employees	—	X	X	X
	Establishments with 500 to 999 employees	—	X	X	X
	Establishments with 1,000 employees or more	—	X	X	X
484210	Used household and office goods moving				
	All establishments	54	608	3 830	18 809
	Establishments with 1 to 4 employees	29	X	X	X
	Establishments with 5 to 9 employees	10	X	X	X
	Establishments with 10 to 19 employees	4	X	X	X
	Establishments with 20 to 49 employees	10	X	X	X
	Establishments with 50 to 99 employees	1	X	X	X
	Establishments with 100 to 249 employees	—	X	X	X
	Establishments with 250 to 499 employees	—	X	X	X
	Establishments with 500 to 999 employees	—	X	X	X
	Establishments with 1,000 employees or more	—	X	X	X
48422	Specialized freight (except used goods) trucking, local				
	All establishments	66	628	6 271	27 138
	Establishments with 1 to 4 employees	40	X	X	X
	Establishments with 5 to 9 employees	11	X	X	X
	Establishments with 10 to 19 employees	9	X	X	X
	Establishments with 20 to 49 employees	3	X	X	X
	Establishments with 50 to 99 employees	2	X	X	X
	Establishments with 100 to 249 employees	1	X	X	X
	Establishments with 250 to 499 employees	—	X	X	X
	Establishments with 500 to 999 employees	—	X	X	X
	Establishments with 1,000 employees or more	—	X	X	X

See footnotes at end of table.

Table 5. Establishments, Employees, and Payroll by Industry and Employment Size of Establishments by County: 2004—Con.

[Excludes most government employees, railroad employees, and self-employed persons. Size class 1 to 4 employees includes establishments having payroll, but no employees, during mid-March pay period. For meaning of abbreviations and symbols, see introductory text. For explanation of terms, see Appendix A. For statement on reliability, see the note at the end of the table and Appendix C]

NAICS code	Geography, kind of business, and employment size class	Establishments (number)	Paid employees for pay period including March 12 (number)	First-quarter payroll (\$1,000)	Annual payroll (\$1,000)
	HUDSON—Con.				
48-49	Transportation and warehousing—Con.				
484	Truck transportation—Con.				
4842	Specialized freight trucking—Con.				
48422	Specialized freight (except used goods) trucking, local—Con.				
484220	Specialized freight (except used goods) trucking, local				
	All establishments	66	628	6 271	27 138
	Establishments with 1 to 4 employees	40	X	X	X
	Establishments with 5 to 9 employees	11	X	X	X
	Establishments with 10 to 19 employees	9	X	X	X
	Establishments with 20 to 49 employees	3	X	X	X
	Establishments with 50 to 99 employees	2	X	X	X
	Establishments with 100 to 249 employees	1	X	X	X
	Establishments with 250 to 499 employees	—	X	X	X
	Establishments with 500 to 999 employees	—	X	X	X
	Establishments with 1,000 employees or more	—	X	X	X
48423	Specialized freight (except used goods) trucking, long-distance				
	All establishments	28	474	4 235	19 306
	Establishments with 1 to 4 employees	17	X	X	X
	Establishments with 5 to 9 employees	1	X	X	X
	Establishments with 10 to 19 employees	4	X	X	X
	Establishments with 20 to 49 employees	3	X	X	X
	Establishments with 50 to 99 employees	2	X	X	X
	Establishments with 100 to 249 employees	1	X	X	X
	Establishments with 250 to 499 employees	—	X	X	X
	Establishments with 500 to 999 employees	—	X	X	X
	Establishments with 1,000 employees or more	—	X	X	X
484230	Specialized freight (except used goods) trucking, long-distance				
	All establishments	28	474	4 235	19 306
	Establishments with 1 to 4 employees	17	X	X	X
	Establishments with 5 to 9 employees	1	X	X	X
	Establishments with 10 to 19 employees	4	X	X	X
	Establishments with 20 to 49 employees	3	X	X	X
	Establishments with 50 to 99 employees	2	X	X	X
	Establishments with 100 to 249 employees	1	X	X	X
	Establishments with 250 to 499 employees	—	X	X	X
	Establishments with 500 to 999 employees	—	X	X	X
	Establishments with 1,000 employees or more	—	X	X	X
485	Transit and ground passenger transportation				
	All establishments	106	3 636	16 551	72 695
	Establishments with 1 to 4 employees	63	X	X	X
	Establishments with 5 to 9 employees	13	X	X	X
	Establishments with 10 to 19 employees	12	X	X	X
	Establishments with 20 to 49 employees	5	X	X	X
	Establishments with 50 to 99 employees	3	X	X	X
	Establishments with 100 to 249 employees	6	X	X	X
	Establishments with 250 to 499 employees	3	X	X	X
	Establishments with 500 to 999 employees	1	X	X	X
	Establishments with 1,000 employees or more	—	X	X	X
4851	Urban transit systems				
	All establishments	20	288	1 967	8 295
	Establishments with 1 to 4 employees	16	X	X	X
	Establishments with 5 to 9 employees	—	X	X	X
	Establishments with 10 to 19 employees	2	X	X	X
	Establishments with 20 to 49 employees	1	X	X	X
	Establishments with 50 to 99 employees	—	X	X	X
	Establishments with 100 to 249 employees	1	X	X	X
	Establishments with 250 to 499 employees	—	X	X	X
	Establishments with 500 to 999 employees	—	X	X	X
	Establishments with 1,000 employees or more	—	X	X	X
48511	Urban transit systems				
	All establishments	20	288	1 967	8 295
	Establishments with 1 to 4 employees	16	X	X	X
	Establishments with 5 to 9 employees	—	X	X	X
	Establishments with 10 to 19 employees	2	X	X	X
	Establishments with 20 to 49 employees	1	X	X	X
	Establishments with 50 to 99 employees	—	X	X	X
	Establishments with 100 to 249 employees	1	X	X	X
	Establishments with 250 to 499 employees	—	X	X	X
	Establishments with 500 to 999 employees	—	X	X	X
	Establishments with 1,000 employees or more	—	X	X	X
485113	Bus and motor vehicle transit systems				
	All establishments	20	288	1 967	8 295
	Establishments with 1 to 4 employees	16	X	X	X
	Establishments with 5 to 9 employees	—	X	X	X
	Establishments with 10 to 19 employees	2	X	X	X
	Establishments with 20 to 49 employees	1	X	X	X
	Establishments with 50 to 99 employees	—	X	X	X
	Establishments with 100 to 249 employees	1	X	X	X
	Establishments with 250 to 499 employees	—	X	X	X
	Establishments with 500 to 999 employees	—	X	X	X
	Establishments with 1,000 employees or more	—	X	X	X

See footnotes at end of table.

Table 5. Establishments, Employees, and Payroll by Industry and Employment Size of Establishments by County: 2004—Con.

[Excludes most government employees, railroad employees, and self-employed persons. Size class 1 to 4 employees includes establishments having payroll, but no employees, during mid-March pay period. For meaning of abbreviations and symbols, see introductory text. For explanation of terms, see Appendix A. For statement on reliability, see the note at the end of the table and Appendix C]

NAICS code	Geography, kind of business, and employment size class	Establishments (number)	Paid employees for pay period including March 12 (number)	First-quarter payroll (\$1,000)	Annual payroll (\$1,000)
	HUDSON—Con.				
48-49	Transportation and warehousing—Con.				
485	Transit and ground passenger transportation—Con.				
4852	Interurban and rural bus transportation				
	All establishments	11	1 353	8 238	38 717
	Establishments with 1 to 4 employees	6	X	X	X
	Establishments with 5 to 9 employees	1	X	X	X
	Establishments with 10 to 19 employees	—	X	X	X
	Establishments with 20 to 49 employees	—	X	X	X
	Establishments with 50 to 99 employees	1	X	X	X
	Establishments with 100 to 249 employees	1	X	X	X
	Establishments with 250 to 499 employees	1	X	X	X
	Establishments with 500 to 999 employees	1	X	X	X
	Establishments with 1,000 employees or more	—	X	X	X
48521	Interurban and rural bus transportation				
	All establishments	11	1 353	8 238	38 717
	Establishments with 1 to 4 employees	6	X	X	X
	Establishments with 5 to 9 employees	1	X	X	X
	Establishments with 10 to 19 employees	—	X	X	X
	Establishments with 20 to 49 employees	—	X	X	X
	Establishments with 50 to 99 employees	1	X	X	X
	Establishments with 100 to 249 employees	1	X	X	X
	Establishments with 250 to 499 employees	1	X	X	X
	Establishments with 500 to 999 employees	1	X	X	X
	Establishments with 1,000 employees or more	—	X	X	X
485210	Interurban and rural bus transportation				
	All establishments	11	1 353	8 238	38 717
	Establishments with 1 to 4 employees	6	X	X	X
	Establishments with 5 to 9 employees	1	X	X	X
	Establishments with 10 to 19 employees	—	X	X	X
	Establishments with 20 to 49 employees	—	X	X	X
	Establishments with 50 to 99 employees	1	X	X	X
	Establishments with 100 to 249 employees	1	X	X	X
	Establishments with 250 to 499 employees	1	X	X	X
	Establishments with 500 to 999 employees	1	X	X	X
	Establishments with 1,000 employees or more	—	X	X	X
4853	Taxi and limousine service				
	All establishments	47	239	850	3 448
	Establishments with 1 to 4 employees	29	X	X	X
	Establishments with 5 to 9 employees	9	X	X	X
	Establishments with 10 to 19 employees	8	X	X	X
	Establishments with 20 to 49 employees	1	X	X	X
	Establishments with 50 to 99 employees	—	X	X	X
	Establishments with 100 to 249 employees	—	X	X	X
	Establishments with 250 to 499 employees	—	X	X	X
	Establishments with 500 to 999 employees	—	X	X	X
	Establishments with 1,000 employees or more	—	X	X	X
48532	Limousine service				
	All establishments	34	197	704	2 826
	Establishments with 1 to 4 employees	21	X	X	X
	Establishments with 5 to 9 employees	4	X	X	X
	Establishments with 10 to 19 employees	8	X	X	X
	Establishments with 20 to 49 employees	1	X	X	X
	Establishments with 50 to 99 employees	—	X	X	X
	Establishments with 100 to 249 employees	—	X	X	X
	Establishments with 250 to 499 employees	—	X	X	X
	Establishments with 500 to 999 employees	—	X	X	X
	Establishments with 1,000 employees or more	—	X	X	X
485320	Limousine service				
	All establishments	34	197	704	2 826
	Establishments with 1 to 4 employees	21	X	X	X
	Establishments with 5 to 9 employees	4	X	X	X
	Establishments with 10 to 19 employees	8	X	X	X
	Establishments with 20 to 49 employees	1	X	X	X
	Establishments with 50 to 99 employees	—	X	X	X
	Establishments with 100 to 249 employees	—	X	X	X
	Establishments with 250 to 499 employees	—	X	X	X
	Establishments with 500 to 999 employees	—	X	X	X
	Establishments with 1,000 employees or more	—	X	X	X
4854	School and employee bus transportation				
	All establishments	10	1 331	3 152	12 492
	Establishments with 1 to 4 employees	2	X	X	X
	Establishments with 5 to 9 employees	1	X	X	X
	Establishments with 10 to 19 employees	—	X	X	X
	Establishments with 20 to 49 employees	1	X	X	X
	Establishments with 50 to 99 employees	1	X	X	X
	Establishments with 100 to 249 employees	3	X	X	X
	Establishments with 250 to 499 employees	2	X	X	X
	Establishments with 500 to 999 employees	—	X	X	X
	Establishments with 1,000 employees or more	—	X	X	X

See footnotes at end of table.

Table 5. Establishments, Employees, and Payroll by Industry and Employment Size of Establishments by County: 2004—Con.

[Excludes most government employees, railroad employees, and self-employed persons. Size class 1 to 4 employees includes establishments having payroll, but no employees, during mid-March pay period. For meaning of abbreviations and symbols, see introductory text. For explanation of terms, see Appendix A. For statement on reliability, see the note at the end of the table and Appendix C]

NAICS code	Geography, kind of business, and employment size class	Establishments (number)	Paid employees for pay period including March 12 (number)	First-quarter payroll (\$1,000)	Annual payroll (\$1,000)
	HUDSON—Con.				
48-49	Transportation and warehousing—Con.				
485	Transit and ground passenger transportation—Con.				
4854	School and employee bus transportation—Con.				
48541	School and employee bus transportation				
	All establishments	10	1 331	3 152	12 492
	Establishments with 1 to 4 employees	2	X	X	X
	Establishments with 5 to 9 employees	1	X	X	X
	Establishments with 10 to 19 employees	1	X	X	X
	Establishments with 20 to 49 employees	1	X	X	X
	Establishments with 50 to 99 employees	1	X	X	X
	Establishments with 100 to 249 employees	3	X	X	X
	Establishments with 250 to 499 employees	2	X	X	X
	Establishments with 500 to 999 employees	—	X	X	X
	Establishments with 1,000 employees or more	—	X	X	X
485410	School and employee bus transportation				
	All establishments	10	1 331	3 152	12 492
	Establishments with 1 to 4 employees	2	X	X	X
	Establishments with 5 to 9 employees	1	X	X	X
	Establishments with 10 to 19 employees	—	X	X	X
	Establishments with 20 to 49 employees	1	X	X	X
	Establishments with 50 to 99 employees	1	X	X	X
	Establishments with 100 to 249 employees	3	X	X	X
	Establishments with 250 to 499 employees	2	X	X	X
	Establishments with 500 to 999 employees	—	X	X	X
	Establishments with 1,000 employees or more	—	X	X	X
4855	Charter bus industry				
	All establishments	10	363	2 024	8 192
	Establishments with 1 to 4 employees	4	X	X	X
	Establishments with 5 to 9 employees	2	X	X	X
	Establishments with 10 to 19 employees	1	X	X	X
	Establishments with 20 to 49 employees	1	X	X	X
	Establishments with 50 to 99 employees	1	X	X	X
	Establishments with 100 to 249 employees	1	X	X	X
	Establishments with 250 to 499 employees	—	X	X	X
	Establishments with 500 to 999 employees	—	X	X	X
	Establishments with 1,000 employees or more	—	X	X	X
48551	Charter bus industry				
	All establishments	10	363	2 024	8 192
	Establishments with 1 to 4 employees	4	X	X	X
	Establishments with 5 to 9 employees	2	X	X	X
	Establishments with 10 to 19 employees	1	X	X	X
	Establishments with 20 to 49 employees	1	X	X	X
	Establishments with 50 to 99 employees	1	X	X	X
	Establishments with 100 to 249 employees	1	X	X	X
	Establishments with 250 to 499 employees	—	X	X	X
	Establishments with 500 to 999 employees	—	X	X	X
	Establishments with 1,000 employees or more	—	X	X	X
485510	Charter bus industry				
	All establishments	10	363	2 024	8 192
	Establishments with 1 to 4 employees	4	X	X	X
	Establishments with 5 to 9 employees	2	X	X	X
	Establishments with 10 to 19 employees	1	X	X	X
	Establishments with 20 to 49 employees	1	X	X	X
	Establishments with 50 to 99 employees	1	X	X	X
	Establishments with 100 to 249 employees	1	X	X	X
	Establishments with 250 to 499 employees	—	X	X	X
	Establishments with 500 to 999 employees	—	X	X	X
	Establishments with 1,000 employees or more	—	X	X	X
487	Scenic and sightseeing transportation				
	All establishments	5	e	D	D
	Establishments with 1 to 4 employees	2	X	X	X
	Establishments with 5 to 9 employees	—	X	X	X
	Establishments with 10 to 19 employees	1	X	X	X
	Establishments with 20 to 49 employees	—	X	X	X
	Establishments with 50 to 99 employees	1	X	X	X
	Establishments with 100 to 249 employees	1	X	X	X
	Establishments with 250 to 499 employees	—	X	X	X
	Establishments with 500 to 999 employees	—	X	X	X
	Establishments with 1,000 employees or more	—	X	X	X
4871	Scenic and sightseeing transportation, land				
	All establishments	2	c	D	D
	Establishments with 1 to 4 employees	1	X	X	X
	Establishments with 5 to 9 employees	—	X	X	X
	Establishments with 10 to 19 employees	—	X	X	X
	Establishments with 20 to 49 employees	—	X	X	X
	Establishments with 50 to 99 employees	—	X	X	X
	Establishments with 100 to 249 employees	1	X	X	X
	Establishments with 250 to 499 employees	—	X	X	X
	Establishments with 500 to 999 employees	—	X	X	X
	Establishments with 1,000 employees or more	—	X	X	X

See footnotes at end of table.

Table 5. Establishments, Employees, and Payroll by Industry and Employment Size of Establishments by County: 2004—Con.

[Excludes most government employees, railroad employees, and self-employed persons. Size class 1 to 4 employees includes establishments having payroll, but no employees, during mid-March pay period. For meaning of abbreviations and symbols, see introductory text. For explanation of terms, see Appendix A. For statement on reliability, see the note at the end of the table and Appendix C]

NAICS code	Geography, kind of business, and employment size class	Establishments (number)	Paid employees for pay period including March 12 (number)	First-quarter payroll (\$1,000)	Annual payroll (\$1,000)
	HUDSON—Con.				
48-49	Transportation and warehousing—Con.				
487	Scenic and sightseeing transportation—Con.				
4871	Scenic and sightseeing transportation, land—Con.				
48711	Scenic and sightseeing transportation, land				
	All establishments	2	c	D	D
	Establishments with 1 to 4 employees	1	X	X	X
	Establishments with 5 to 9 employees	—	X	X	X
	Establishments with 10 to 19 employees	—	X	X	X
	Establishments with 20 to 49 employees	—	X	X	X
	Establishments with 50 to 99 employees	—	X	X	X
	Establishments with 100 to 249 employees	1	X	X	X
	Establishments with 250 to 499 employees	—	X	X	X
	Establishments with 500 to 999 employees	—	X	X	X
	Establishments with 1,000 employees or more	—	X	X	X
487110	Scenic and sightseeing transportation, land				
	All establishments	2	c	D	D
	Establishments with 1 to 4 employees	1	X	X	X
	Establishments with 5 to 9 employees	—	X	X	X
	Establishments with 10 to 19 employees	—	X	X	X
	Establishments with 20 to 49 employees	—	X	X	X
	Establishments with 50 to 99 employees	—	X	X	X
	Establishments with 100 to 249 employees	1	X	X	X
	Establishments with 250 to 499 employees	—	X	X	X
	Establishments with 500 to 999 employees	—	X	X	X
	Establishments with 1,000 employees or more	—	X	X	X
4872	Scenic and sightseeing transportation, water				
	All establishments	3	c	D	D
	Establishments with 1 to 4 employees	1	X	X	X
	Establishments with 5 to 9 employees	—	X	X	X
	Establishments with 10 to 19 employees	1	X	X	X
	Establishments with 20 to 49 employees	—	X	X	X
	Establishments with 50 to 99 employees	1	X	X	X
	Establishments with 100 to 249 employees	—	X	X	X
	Establishments with 250 to 499 employees	—	X	X	X
	Establishments with 500 to 999 employees	—	X	X	X
	Establishments with 1,000 employees or more	—	X	X	X
48721	Scenic and sightseeing transportation, water				
	All establishments	3	c	D	D
	Establishments with 1 to 4 employees	1	X	X	X
	Establishments with 5 to 9 employees	—	X	X	X
	Establishments with 10 to 19 employees	1	X	X	X
	Establishments with 20 to 49 employees	—	X	X	X
	Establishments with 50 to 99 employees	1	X	X	X
	Establishments with 100 to 249 employees	—	X	X	X
	Establishments with 250 to 499 employees	—	X	X	X
	Establishments with 500 to 999 employees	—	X	X	X
	Establishments with 1,000 employees or more	—	X	X	X
487210	Scenic and sightseeing transportation, water				
	All establishments	3	c	D	D
	Establishments with 1 to 4 employees	1	X	X	X
	Establishments with 5 to 9 employees	—	X	X	X
	Establishments with 10 to 19 employees	1	X	X	X
	Establishments with 20 to 49 employees	—	X	X	X
	Establishments with 50 to 99 employees	1	X	X	X
	Establishments with 100 to 249 employees	—	X	X	X
	Establishments with 250 to 499 employees	—	X	X	X
	Establishments with 500 to 999 employees	—	X	X	X
	Establishments with 1,000 employees or more	—	X	X	X
488	Support activities for transportation				
	All establishments	160	4 580	65 402	295 236
	Establishments with 1 to 4 employees	60	X	X	X
	Establishments with 5 to 9 employees	29	X	X	X
	Establishments with 10 to 19 employees	27	X	X	X
	Establishments with 20 to 49 employees	22	X	X	X
	Establishments with 50 to 99 employees	12	X	X	X
	Establishments with 100 to 249 employees	7	X	X	X
	Establishments with 250 to 499 employees	2	X	X	X
	Establishments with 500 to 999 employees	1	X	X	X
	Establishments with 1,000 employees or more	—	X	X	X
4882	Support activities for rail transportation				
	All establishments	5	136	1 938	5 864
	Establishments with 1 to 4 employees	—	X	X	X
	Establishments with 5 to 9 employees	1	X	X	X
	Establishments with 10 to 19 employees	—	X	X	X
	Establishments with 20 to 49 employees	4	X	X	X
	Establishments with 50 to 99 employees	—	X	X	X
	Establishments with 100 to 249 employees	—	X	X	X
	Establishments with 250 to 499 employees	—	X	X	X
	Establishments with 500 to 999 employees	—	X	X	X
	Establishments with 1,000 employees or more	—	X	X	X

See footnotes at end of table.

Table 5. Establishments, Employees, and Payroll by Industry and Employment Size of Establishments by County: 2004—Con.

[Excludes most government employees, railroad employees, and self-employed persons. Size class 1 to 4 employees includes establishments having payroll, but no employees, during mid-March pay period. For meaning of abbreviations and symbols, see introductory text. For explanation of terms, see Appendix A. For statement on reliability, see the note at the end of the table and Appendix C]

NAICS code	Geography, kind of business, and employment size class	Establishments (number)	Paid employees for pay period including March 12 (number)	First-quarter payroll (\$1,000)	Annual payroll (\$1,000)
	HUDSON—Con.				
48-49	Transportation and warehousing—Con.				
488	Support activities for transportation—Con.				
4882	Support activities for rail transportation—Con.				
48821	Support activities for rail transportation				
	All establishments	5	136	1 938	5 864
	Establishments with 1 to 4 employees	—	X	X	X
	Establishments with 5 to 9 employees	1	X	X	X
	Establishments with 10 to 19 employees	—	X	X	X
	Establishments with 20 to 49 employees	4	X	X	X
	Establishments with 50 to 99 employees	—	X	X	X
	Establishments with 100 to 249 employees	—	X	X	X
	Establishments with 250 to 499 employees	—	X	X	X
	Establishments with 500 to 999 employees	—	X	X	X
	Establishments with 1,000 employees or more	—	X	X	X
488210	Support activities for rail transportation				
	All establishments	5	136	1 938	5 864
	Establishments with 1 to 4 employees	—	X	X	X
	Establishments with 5 to 9 employees	1	X	X	X
	Establishments with 10 to 19 employees	—	X	X	X
	Establishments with 20 to 49 employees	4	X	X	X
	Establishments with 50 to 99 employees	—	X	X	X
	Establishments with 100 to 249 employees	—	X	X	X
	Establishments with 250 to 499 employees	—	X	X	X
	Establishments with 500 to 999 employees	—	X	X	X
	Establishments with 1,000 employees or more	—	X	X	X
4883	Support activities for water transportation				
	All establishments	16	1 213	19 460	96 974
	Establishments with 1 to 4 employees	4	X	X	X
	Establishments with 5 to 9 employees	2	X	X	X
	Establishments with 10 to 19 employees	3	X	X	X
	Establishments with 20 to 49 employees	2	X	X	X
	Establishments with 50 to 99 employees	2	X	X	X
	Establishments with 100 to 249 employees	2	X	X	X
	Establishments with 250 to 499 employees	—	X	X	X
	Establishments with 500 to 999 employees	1	X	X	X
	Establishments with 1,000 employees or more	—	X	X	X
48831	Port and harbor operations				
	All establishments	1	c	D	D
	Establishments with 1 to 4 employees	—	X	X	X
	Establishments with 5 to 9 employees	—	X	X	X
	Establishments with 10 to 19 employees	—	X	X	X
	Establishments with 20 to 49 employees	—	X	X	X
	Establishments with 50 to 99 employees	—	X	X	X
	Establishments with 100 to 249 employees	1	X	X	X
	Establishments with 250 to 499 employees	—	X	X	X
	Establishments with 500 to 999 employees	—	X	X	X
	Establishments with 1,000 employees or more	—	X	X	X
488310	Port and harbor operations				
	All establishments	1	c	D	D
	Establishments with 1 to 4 employees	—	X	X	X
	Establishments with 5 to 9 employees	—	X	X	X
	Establishments with 10 to 19 employees	—	X	X	X
	Establishments with 20 to 49 employees	—	X	X	X
	Establishments with 50 to 99 employees	—	X	X	X
	Establishments with 100 to 249 employees	1	X	X	X
	Establishments with 250 to 499 employees	—	X	X	X
	Establishments with 500 to 999 employees	—	X	X	X
	Establishments with 1,000 employees or more	—	X	X	X
48832	Marine cargo handling				
	All establishments	5	904	15 562	79 023
	Establishments with 1 to 4 employees	2	X	X	X
	Establishments with 5 to 9 employees	—	X	X	X
	Establishments with 10 to 19 employees	—	X	X	X
	Establishments with 20 to 49 employees	1	X	X	X
	Establishments with 50 to 99 employees	—	X	X	X
	Establishments with 100 to 249 employees	1	X	X	X
	Establishments with 250 to 499 employees	—	X	X	X
	Establishments with 500 to 999 employees	1	X	X	X
	Establishments with 1,000 employees or more	—	X	X	X
488320	Marine cargo handling				
	All establishments	5	904	15 562	79 023
	Establishments with 1 to 4 employees	2	X	X	X
	Establishments with 5 to 9 employees	—	X	X	X
	Establishments with 10 to 19 employees	—	X	X	X
	Establishments with 20 to 49 employees	1	X	X	X
	Establishments with 50 to 99 employees	—	X	X	X
	Establishments with 100 to 249 employees	1	X	X	X
	Establishments with 250 to 499 employees	—	X	X	X
	Establishments with 500 to 999 employees	1	X	X	X
	Establishments with 1,000 employees or more	—	X	X	X

See footnotes at end of table.

Table 5. Establishments, Employees, and Payroll by Industry and Employment Size of Establishments by County: 2004—Con.

[Excludes most government employees, railroad employees, and self-employed persons. Size class 1 to 4 employees includes establishments having payroll, but no employees, during mid-March pay period. For meaning of abbreviations and symbols, see introductory text. For explanation of terms, see Appendix A. For statement on reliability, see the note at the end of the table and Appendix C]

NAICS code	Geography, kind of business, and employment size class	Establishments (number)	Paid employees for pay period including March 12 (number)	First-quarter payroll (\$1,000)	Annual payroll (\$1,000)
	HUDSON—Con.				
48-49	Transportation and warehousing—Con.				
488	Support activities for transportation—Con.				
4883	Support activities for water transportation—Con.				
48839	Other support activities for water transportation				
	All establishments	8	147	1 949	8 424
	Establishments with 1 to 4 employees	2	X	X	X
	Establishments with 5 to 9 employees	2	X	X	X
	Establishments with 10 to 19 employees	2	X	X	X
	Establishments with 20 to 49 employees	—	X	X	X
	Establishments with 50 to 99 employees	2	X	X	X
	Establishments with 100 to 249 employees	—	X	X	X
	Establishments with 250 to 499 employees	—	X	X	X
	Establishments with 500 to 999 employees	—	X	X	X
	Establishments with 1,000 employees or more	—	X	X	X
488390	Other support activities for water transportation				
	All establishments	8	147	1 949	8 424
	Establishments with 1 to 4 employees	2	X	X	X
	Establishments with 5 to 9 employees	2	X	X	X
	Establishments with 10 to 19 employees	2	X	X	X
	Establishments with 20 to 49 employees	—	X	X	X
	Establishments with 50 to 99 employees	2	X	X	X
	Establishments with 100 to 249 employees	—	X	X	X
	Establishments with 250 to 499 employees	—	X	X	X
	Establishments with 500 to 999 employees	—	X	X	X
	Establishments with 1,000 employees or more	—	X	X	X
4885	Freight transportation arrangement				
	All establishments	112	2 915	41 341	179 345
	Establishments with 1 to 4 employees	41	X	X	X
	Establishments with 5 to 9 employees	22	X	X	X
	Establishments with 10 to 19 employees	20	X	X	X
	Establishments with 20 to 49 employees	14	X	X	X
	Establishments with 50 to 99 employees	8	X	X	X
	Establishments with 100 to 249 employees	5	X	X	X
	Establishments with 250 to 499 employees	2	X	X	X
	Establishments with 500 to 999 employees	—	X	X	X
	Establishments with 1,000 employees or more	—	X	X	X
48851	Freight transportation arrangement				
	All establishments	112	2 915	41 341	179 345
	Establishments with 1 to 4 employees	41	X	X	X
	Establishments with 5 to 9 employees	22	X	X	X
	Establishments with 10 to 19 employees	20	X	X	X
	Establishments with 20 to 49 employees	14	X	X	X
	Establishments with 50 to 99 employees	8	X	X	X
	Establishments with 100 to 249 employees	5	X	X	X
	Establishments with 250 to 499 employees	2	X	X	X
	Establishments with 500 to 999 employees	—	X	X	X
	Establishments with 1,000 employees or more	—	X	X	X
488510	Freight transportation arrangement				
	All establishments	112	2 915	41 341	179 345
	Establishments with 1 to 4 employees	41	X	X	X
	Establishments with 5 to 9 employees	22	X	X	X
	Establishments with 10 to 19 employees	20	X	X	X
	Establishments with 20 to 49 employees	14	X	X	X
	Establishments with 50 to 99 employees	8	X	X	X
	Establishments with 100 to 249 employees	5	X	X	X
	Establishments with 250 to 499 employees	2	X	X	X
	Establishments with 500 to 999 employees	—	X	X	X
	Establishments with 1,000 employees or more	—	X	X	X
4889	Other support activities for transportation				
	All establishments	11	259	2 275	11 234
	Establishments with 1 to 4 employees	4	X	X	X
	Establishments with 5 to 9 employees	1	X	X	X
	Establishments with 10 to 19 employees	2	X	X	X
	Establishments with 20 to 49 employees	2	X	X	X
	Establishments with 50 to 99 employees	2	X	X	X
	Establishments with 100 to 249 employees	—	X	X	X
	Establishments with 250 to 499 employees	—	X	X	X
	Establishments with 500 to 999 employees	—	X	X	X
	Establishments with 1,000 employees or more	—	X	X	X
48899	Other support activities for transportation				
	All establishments	11	259	2 275	11 234
	Establishments with 1 to 4 employees	4	X	X	X
	Establishments with 5 to 9 employees	1	X	X	X
	Establishments with 10 to 19 employees	2	X	X	X
	Establishments with 20 to 49 employees	2	X	X	X
	Establishments with 50 to 99 employees	2	X	X	X
	Establishments with 100 to 249 employees	—	X	X	X
	Establishments with 250 to 499 employees	—	X	X	X
	Establishments with 500 to 999 employees	—	X	X	X
	Establishments with 1,000 employees or more	—	X	X	X

See footnotes at end of table.

Table 5. Establishments, Employees, and Payroll by Industry and Employment Size of Establishments by County: 2004—Con.

[Excludes most government employees, railroad employees, and self-employed persons. Size class 1 to 4 employees includes establishments having payroll, but no employees, during mid-March pay period. For meaning of abbreviations and symbols, see introductory text. For explanation of terms, see Appendix A. For statement on reliability, see the note at the end of the table and Appendix C]

NAICS code	Geography, kind of business, and employment size class	Establishments (number)		Paid employees for pay period including March 12 (number)	First-quarter payroll (\$1,000)	Annual payroll (\$1,000)
	HUDSON—Con.					
48-49	Transportation and warehousing—Con.					
488	Support activities for transportation—Con.					
4889	Other support activities for transportation—Con.					
48899	Other support activities for transportation—Con.					
488991	Packing and crating					
	All establishments	8		c	D	D
	Establishments with 1 to 4 employees	4		X	X	X
	Establishments with 5 to 9 employees	—		X	X	X
	Establishments with 10 to 19 employees	2		X	X	X
	Establishments with 20 to 49 employees	1		X	X	X
	Establishments with 50 to 99 employees	1		X	X	X
	Establishments with 100 to 249 employees	—		X	X	X
	Establishments with 250 to 499 employees	—		X	X	X
	Establishments with 500 to 999 employees	—		X	X	X
	Establishments with 1,000 employees or more	—		X	X	X
488999	All other support activities for transportation					
	All establishments	3		c	D	D
	Establishments with 1 to 4 employees	—		X	X	X
	Establishments with 5 to 9 employees	1		X	X	X
	Establishments with 10 to 19 employees	—		X	X	X
	Establishments with 20 to 49 employees	1		X	X	X
	Establishments with 50 to 99 employees	1		X	X	X
	Establishments with 100 to 249 employees	—		X	X	X
	Establishments with 250 to 499 employees	—		X	X	X
	Establishments with 500 to 999 employees	—		X	X	X
	Establishments with 1,000 employees or more	—		X	X	X
492	Couriers and messengers					
	All establishments	35		h	D	D
	Establishments with 1 to 4 employees	26		X	X	X
	Establishments with 5 to 9 employees	2		X	X	X
	Establishments with 10 to 19 employees	1		X	X	X
	Establishments with 20 to 49 employees	2		X	X	X
	Establishments with 50 to 99 employees	3		X	X	X
	Establishments with 100 to 249 employees	—		X	X	X
	Establishments with 250 to 499 employees	—		X	X	X
	Establishments with 500 to 999 employees	—		X	X	X
	Establishments with 1,000 employees or more	1		X	X	X
4921	Couriers					
	All establishments	18		h	D	D
	Establishments with 1 to 4 employees	12		X	X	X
	Establishments with 5 to 9 employees	1		X	X	X
	Establishments with 10 to 19 employees	—		X	X	X
	Establishments with 20 to 49 employees	2		X	X	X
	Establishments with 50 to 99 employees	2		X	X	X
	Establishments with 100 to 249 employees	—		X	X	X
	Establishments with 250 to 499 employees	—		X	X	X
	Establishments with 500 to 999 employees	—		X	X	X
	Establishments with 1,000 employees or more	1		X	X	X
49211	Couriers					
	All establishments	18		h	D	D
	Establishments with 1 to 4 employees	12		X	X	X
	Establishments with 5 to 9 employees	1		X	X	X
	Establishments with 10 to 19 employees	—		X	X	X
	Establishments with 20 to 49 employees	2		X	X	X
	Establishments with 50 to 99 employees	2		X	X	X
	Establishments with 100 to 249 employees	—		X	X	X
	Establishments with 250 to 499 employees	—		X	X	X
	Establishments with 500 to 999 employees	—		X	X	X
	Establishments with 1,000 employees or more	1		X	X	X
492110	Couriers					
	All establishments	18		h	D	D
	Establishments with 1 to 4 employees	12		X	X	X
	Establishments with 5 to 9 employees	1		X	X	X
	Establishments with 10 to 19 employees	—		X	X	X
	Establishments with 20 to 49 employees	2		X	X	X
	Establishments with 50 to 99 employees	2		X	X	X
	Establishments with 100 to 249 employees	—		X	X	X
	Establishments with 250 to 499 employees	—		X	X	X
	Establishments with 500 to 999 employees	—		X	X	X
	Establishments with 1,000 employees or more	1		X	X	X
4922	Local messengers and local delivery					
	All establishments	17		123	550	2 332
	Establishments with 1 to 4 employees	14		X	X	X
	Establishments with 5 to 9 employees	1		X	X	X
	Establishments with 10 to 19 employees	1		X	X	X
	Establishments with 20 to 49 employees	—		X	X	X
	Establishments with 50 to 99 employees	1		X	X	X
	Establishments with 100 to 249 employees	—		X	X	X
	Establishments with 250 to 499 employees	—		X	X	X
	Establishments with 500 to 999 employees	—		X	X	X
	Establishments with 1,000 employees or more	—		X	X	X

See footnotes at end of table.

Table 5. Establishments, Employees, and Payroll by Industry and Employment Size of Establishments by County: 2004—Con.

[Excludes most government employees, railroad employees, and self-employed persons. Size class 1 to 4 employees includes establishments having payroll, but no employees, during mid-March pay period. For meaning of abbreviations and symbols, see introductory text. For explanation of terms, see Appendix A. For statement on reliability, see the note at the end of the table and Appendix C]

NAICS code	Geography, kind of business, and employment size class	Establishments (number)	Paid employees for pay period including March 12 (number)	First-quarter payroll (\$1,000)	Annual payroll (\$1,000)
	HUDSON—Con.				
48-49	Transportation and warehousing—Con.				
492	Couriers and messengers—Con.				
4922	Local messengers and local delivery—Con.				
49221	Local messengers and local delivery				
	All establishments	17	123	550	2 332
	Establishments with 1 to 4 employees	14	X	X	X
	Establishments with 5 to 9 employees	1	X	X	X
	Establishments with 10 to 19 employees	1	X	X	X
	Establishments with 20 to 49 employees	—	X	X	X
	Establishments with 50 to 99 employees	1	X	X	X
	Establishments with 100 to 249 employees	—	X	X	X
	Establishments with 250 to 499 employees	—	X	X	X
	Establishments with 500 to 999 employees	—	X	X	X
	Establishments with 1,000 employees or more	—	X	X	X
492210	Local messengers and local delivery				
	All establishments	17	123	550	2 332
	Establishments with 1 to 4 employees	14	X	X	X
	Establishments with 5 to 9 employees	1	X	X	X
	Establishments with 10 to 19 employees	1	X	X	X
	Establishments with 20 to 49 employees	—	X	X	X
	Establishments with 50 to 99 employees	1	X	X	X
	Establishments with 100 to 249 employees	—	X	X	X
	Establishments with 250 to 499 employees	—	X	X	X
	Establishments with 500 to 999 employees	—	X	X	X
	Establishments with 1,000 employees or more	—	X	X	X
493	Warehousing and storage				
	All establishments	98	5 878	41 597	173 039
	Establishments with 1 to 4 employees	15	X	X	X
	Establishments with 5 to 9 employees	12	X	X	X
	Establishments with 10 to 19 employees	17	X	X	X
	Establishments with 20 to 49 employees	22	X	X	X
	Establishments with 50 to 99 employees	16	X	X	X
	Establishments with 100 to 249 employees	12	X	X	X
	Establishments with 250 to 499 employees	2	X	X	X
	Establishments with 500 to 999 employees	2	X	X	X
	Establishments with 1,000 employees or more	—	X	X	X
4931	Warehousing and storage				
	All establishments	98	5 878	41 597	173 039
	Establishments with 1 to 4 employees	15	X	X	X
	Establishments with 5 to 9 employees	12	X	X	X
	Establishments with 10 to 19 employees	17	X	X	X
	Establishments with 20 to 49 employees	22	X	X	X
	Establishments with 50 to 99 employees	16	X	X	X
	Establishments with 100 to 249 employees	12	X	X	X
	Establishments with 250 to 499 employees	2	X	X	X
	Establishments with 500 to 999 employees	2	X	X	X
	Establishments with 1,000 employees or more	—	X	X	X
49311	General warehousing and storage				
	All establishments	75	4 615	28 794	121 245
	Establishments with 1 to 4 employees	12	X	X	X
	Establishments with 5 to 9 employees	9	X	X	X
	Establishments with 10 to 19 employees	14	X	X	X
	Establishments with 20 to 49 employees	16	X	X	X
	Establishments with 50 to 99 employees	11	X	X	X
	Establishments with 100 to 249 employees	10	X	X	X
	Establishments with 250 to 499 employees	1	X	X	X
	Establishments with 500 to 999 employees	2	X	X	X
	Establishments with 1,000 employees or more	—	X	X	X
493110	General warehousing and storage				
	All establishments	75	4 615	28 794	121 245
	Establishments with 1 to 4 employees	12	X	X	X
	Establishments with 5 to 9 employees	9	X	X	X
	Establishments with 10 to 19 employees	14	X	X	X
	Establishments with 20 to 49 employees	16	X	X	X
	Establishments with 50 to 99 employees	11	X	X	X
	Establishments with 100 to 249 employees	10	X	X	X
	Establishments with 250 to 499 employees	1	X	X	X
	Establishments with 500 to 999 employees	2	X	X	X
	Establishments with 1,000 employees or more	—	X	X	X
49312	Refrigerated warehousing and storage				
	All establishments	8	627	5 156	20 403
	Establishments with 1 to 4 employees	—	X	X	X
	Establishments with 5 to 9 employees	2	X	X	X
	Establishments with 10 to 19 employees	—	X	X	X
	Establishments with 20 to 49 employees	2	X	X	X
	Establishments with 50 to 99 employees	2	X	X	X
	Establishments with 100 to 249 employees	2	X	X	X
	Establishments with 250 to 499 employees	—	X	X	X
	Establishments with 500 to 999 employees	—	X	X	X
	Establishments with 1,000 employees or more	—	X	X	X

See footnotes at end of table.

Table 5. Establishments, Employees, and Payroll by Industry and Employment Size of Establishments by County: 2004—Con.

[Excludes most government employees, railroad employees, and self-employed persons. Size class 1 to 4 employees includes establishments having payroll, but no employees, during mid-March pay period. For meaning of abbreviations and symbols, see introductory text. For explanation of terms, see Appendix A. For statement on reliability, see the note at the end of the table and Appendix C]

NAICS code	Geography, kind of business, and employment size class	Establishments (number)	Paid employees for pay period including March 12 (number)	First-quarter payroll (\$1,000)	Annual payroll (\$1,000)
	HUDSON—Con.				
48-49	Transportation and warehousing—Con.				
493	Warehousing and storage—Con.				
4931	Warehousing and storage—Con.				
49312	Refrigerated warehousing and storage—Con.				
493120	Refrigerated warehousing and storage				
	All establishments	8	627	5 156	20 403
	Establishments with 1 to 4 employees	—	X	X	X
	Establishments with 5 to 9 employees	2	X	X	X
	Establishments with 10 to 19 employees	—	X	X	X
	Establishments with 20 to 49 employees	2	X	X	X
	Establishments with 50 to 99 employees	2	X	X	X
	Establishments with 100 to 249 employees	2	X	X	X
	Establishments with 250 to 499 employees	—	X	X	X
	Establishments with 500 to 999 employees	—	X	X	X
	Establishments with 1,000 employees or more	—	X	X	X
49319	Other warehousing and storage				
	All establishments	15	636	7 647	31 391
	Establishments with 1 to 4 employees	3	X	X	X
	Establishments with 5 to 9 employees	1	X	X	X
	Establishments with 10 to 19 employees	3	X	X	X
	Establishments with 20 to 49 employees	4	X	X	X
	Establishments with 50 to 99 employees	3	X	X	X
	Establishments with 100 to 249 employees	—	X	X	X
	Establishments with 250 to 499 employees	1	X	X	X
	Establishments with 500 to 999 employees	—	X	X	X
	Establishments with 1,000 employees or more	—	X	X	X
493190	Other warehousing and storage				
	All establishments	15	636	7 647	31 391
	Establishments with 1 to 4 employees	3	X	X	X
	Establishments with 5 to 9 employees	1	X	X	X
	Establishments with 10 to 19 employees	3	X	X	X
	Establishments with 20 to 49 employees	4	X	X	X
	Establishments with 50 to 99 employees	3	X	X	X
	Establishments with 100 to 249 employees	—	X	X	X
	Establishments with 250 to 499 employees	1	X	X	X
	Establishments with 500 to 999 employees	—	X	X	X
	Establishments with 1,000 employees or more	—	X	X	X
51	Information				
	All establishments	230	7 686	130 391	558 033
	Establishments with 1 to 4 employees	112	X	X	X
	Establishments with 5 to 9 employees	27	X	X	X
	Establishments with 10 to 19 employees	30	X	X	X
	Establishments with 20 to 49 employees	24	X	X	X
	Establishments with 50 to 99 employees	19	X	X	X
	Establishments with 100 to 249 employees	11	X	X	X
	Establishments with 250 to 499 employees	5	X	X	X
	Establishments with 500 to 999 employees	1	X	X	X
	Establishments with 1,000 employees or more	1	X	X	X
511	Publishing industries (except Internet)				
	All establishments	52	3 010	42 942	183 470
	Establishments with 1 to 4 employees	20	X	X	X
	Establishments with 5 to 9 employees	7	X	X	X
	Establishments with 10 to 19 employees	7	X	X	X
	Establishments with 20 to 49 employees	8	X	X	X
	Establishments with 50 to 99 employees	4	X	X	X
	Establishments with 100 to 249 employees	3	X	X	X
	Establishments with 250 to 499 employees	2	X	X	X
	Establishments with 500 to 999 employees	—	X	X	X
	Establishments with 1,000 employees or more	1	X	X	X
5111	Newspaper, periodical, book, and directory publishers				
	All establishments	41	2 878	39 794	166 115
	Establishments with 1 to 4 employees	14	X	X	X
	Establishments with 5 to 9 employees	4	X	X	X
	Establishments with 10 to 19 employees	7	X	X	X
	Establishments with 20 to 49 employees	7	X	X	X
	Establishments with 50 to 99 employees	3	X	X	X
	Establishments with 100 to 249 employees	3	X	X	X
	Establishments with 250 to 499 employees	2	X	X	X
	Establishments with 500 to 999 employees	—	X	X	X
	Establishments with 1,000 employees or more	1	X	X	X
51111	Newspaper publishers				
	All establishments	12	g	D	D
	Establishments with 1 to 4 employees	5	X	X	X
	Establishments with 5 to 9 employees	2	X	X	X
	Establishments with 10 to 19 employees	2	X	X	X
	Establishments with 20 to 49 employees	—	X	X	X
	Establishments with 50 to 99 employees	1	X	X	X
	Establishments with 100 to 249 employees	1	X	X	X
	Establishments with 250 to 499 employees	—	X	X	X
	Establishments with 500 to 999 employees	—	X	X	X
	Establishments with 1,000 employees or more	1	X	X	X

See footnotes at end of table.

Table 5. Establishments, Employees, and Payroll by Industry and Employment Size of Establishments by County: 2004—Con.

[Excludes most government employees, railroad employees, and self-employed persons. Size class 1 to 4 employees includes establishments having payroll, but no employees, during mid-March pay period. For meaning of abbreviations and symbols, see introductory text. For explanation of terms, see Appendix A. For statement on reliability, see the note at the end of the table and Appendix C]

NAICS code	Geography, kind of business, and employment size class	Establishments (number)	Paid employees for pay period including March 12 (number)	First-quarter payroll (\$1,000)	Annual payroll (\$1,000)
51	HUDSON—Con.				
	Information—Con.				
511	Publishing industries (except Internet)—Con.				
5111	Newspaper, periodical, book, and directory publishers—Con.				
51111	Newspaper publishers—Con.				
511110	Newspaper publishers				
	All establishments	12	g	D	D
	Establishments with 1 to 4 employees	5	X	X	X
	Establishments with 5 to 9 employees	2	X	X	X
	Establishments with 10 to 19 employees	2	X	X	X
	Establishments with 20 to 49 employees	—	X	X	X
	Establishments with 50 to 99 employees	1	X	X	X
	Establishments with 100 to 249 employees	1	X	X	X
	Establishments with 250 to 499 employees	—	X	X	X
	Establishments with 500 to 999 employees	—	X	X	X
	Establishments with 1,000 employees or more	1	X	X	X
51112	Periodical publishers				
	All establishments	18	605	9 735	37 377
	Establishments with 1 to 4 employees	6	X	X	X
	Establishments with 5 to 9 employees	1	X	X	X
	Establishments with 10 to 19 employees	2	X	X	X
	Establishments with 20 to 49 employees	6	X	X	X
	Establishments with 50 to 99 employees	1	X	X	X
	Establishments with 100 to 249 employees	2	X	X	X
	Establishments with 250 to 499 employees	—	X	X	X
	Establishments with 500 to 999 employees	—	X	X	X
	Establishments with 1,000 employees or more	—	X	X	X
511120	Periodical publishers				
	All establishments	18	605	9 735	37 377
	Establishments with 1 to 4 employees	6	X	X	X
	Establishments with 5 to 9 employees	1	X	X	X
	Establishments with 10 to 19 employees	2	X	X	X
	Establishments with 20 to 49 employees	6	X	X	X
	Establishments with 50 to 99 employees	1	X	X	X
	Establishments with 100 to 249 employees	2	X	X	X
	Establishments with 250 to 499 employees	—	X	X	X
	Establishments with 500 to 999 employees	—	X	X	X
	Establishments with 1,000 employees or more	—	X	X	X
51113	Book publishers				
	All establishments	5	e	D	D
	Establishments with 1 to 4 employees	2	X	X	X
	Establishments with 5 to 9 employees	1	X	X	X
	Establishments with 10 to 19 employees	1	X	X	X
	Establishments with 20 to 49 employees	—	X	X	X
	Establishments with 50 to 99 employees	—	X	X	X
	Establishments with 100 to 249 employees	—	X	X	X
	Establishments with 250 to 499 employees	1	X	X	X
	Establishments with 500 to 999 employees	—	X	X	X
	Establishments with 1,000 employees or more	—	X	X	X
511130	Book publishers				
	All establishments	5	e	D	D
	Establishments with 1 to 4 employees	2	X	X	X
	Establishments with 5 to 9 employees	1	X	X	X
	Establishments with 10 to 19 employees	1	X	X	X
	Establishments with 20 to 49 employees	—	X	X	X
	Establishments with 50 to 99 employees	—	X	X	X
	Establishments with 100 to 249 employees	—	X	X	X
	Establishments with 250 to 499 employees	1	X	X	X
	Establishments with 500 to 999 employees	—	X	X	X
	Establishments with 1,000 employees or more	—	X	X	X
51114	Directory and mailing list publishers				
	All establishments	3	e	D	D
	Establishments with 1 to 4 employees	—	X	X	X
	Establishments with 5 to 9 employees	—	X	X	X
	Establishments with 10 to 19 employees	1	X	X	X
	Establishments with 20 to 49 employees	—	X	X	X
	Establishments with 50 to 99 employees	1	X	X	X
	Establishments with 100 to 249 employees	—	X	X	X
	Establishments with 250 to 499 employees	1	X	X	X
	Establishments with 500 to 999 employees	—	X	X	X
	Establishments with 1,000 employees or more	—	X	X	X
511140	Directory and mailing list publishers				
	All establishments	3	e	D	D
	Establishments with 1 to 4 employees	—	X	X	X
	Establishments with 5 to 9 employees	—	X	X	X
	Establishments with 10 to 19 employees	1	X	X	X
	Establishments with 20 to 49 employees	—	X	X	X
	Establishments with 50 to 99 employees	1	X	X	X
	Establishments with 100 to 249 employees	—	X	X	X
	Establishments with 250 to 499 employees	1	X	X	X
	Establishments with 500 to 999 employees	—	X	X	X

See footnotes at end of table.

Table 5. Establishments, Employees, and Payroll by Industry and Employment Size of Establishments by County: 2004—Con.

[Excludes most government employees, railroad employees, and self-employed persons. Size class 1 to 4 employees includes establishments having payroll, but no employees, during mid-March pay period. For meaning of abbreviations and symbols, see introductory text. For explanation of terms, see Appendix A. For statement on reliability, see the note at the end of the table and Appendix C]

NAICS code	Geography, kind of business, and employment size class	Establishments (number)	Paid employees for pay period including March 12 (number)	First-quarter payroll (\$1,000)	Annual payroll (\$1,000)
	HUDSON—Con.				
51	Information—Con.				
511	Publishing industries (except Internet)—Con.				
5111	Newspaper, periodical, book, and directory publishers—Con.				
51114	Directory and mailing list publishers—Con.				
511140	Directory and mailing list publishers—Con.				
	All establishments—Con.				
	Establishments with 1,000 employees or more	—	X	X	X
5112	Software publishers				
	All establishments	11	132	3 148	17 355
	Establishments with 1 to 4 employees	6	X	X	X
	Establishments with 5 to 9 employees	3	X	X	X
	Establishments with 10 to 19 employees	—	X	X	X
	Establishments with 20 to 49 employees	1	X	X	X
	Establishments with 50 to 99 employees	1	X	X	X
	Establishments with 100 to 249 employees	—	X	X	X
	Establishments with 250 to 499 employees	—	X	X	X
	Establishments with 500 to 999 employees	—	X	X	X
	Establishments with 1,000 employees or more	—	X	X	X
51121	Software publishers				
	All establishments	11	132	3 148	17 355
	Establishments with 1 to 4 employees	6	X	X	X
	Establishments with 5 to 9 employees	3	X	X	X
	Establishments with 10 to 19 employees	—	X	X	X
	Establishments with 20 to 49 employees	1	X	X	X
	Establishments with 50 to 99 employees	1	X	X	X
	Establishments with 100 to 249 employees	—	X	X	X
	Establishments with 250 to 499 employees	—	X	X	X
	Establishments with 500 to 999 employees	—	X	X	X
	Establishments with 1,000 employees or more	—	X	X	X
511210	Software publishers				
	All establishments	11	132	3 148	17 355
	Establishments with 1 to 4 employees	6	X	X	X
	Establishments with 5 to 9 employees	3	X	X	X
	Establishments with 10 to 19 employees	—	X	X	X
	Establishments with 20 to 49 employees	1	X	X	X
	Establishments with 50 to 99 employees	1	X	X	X
	Establishments with 100 to 249 employees	—	X	X	X
	Establishments with 250 to 499 employees	—	X	X	X
	Establishments with 500 to 999 employees	—	X	X	X
	Establishments with 1,000 employees or more	—	X	X	X
512	Motion picture and sound recording industries				
	All establishments	38	543	8 371	32 388
	Establishments with 1 to 4 employees	24	X	X	X
	Establishments with 5 to 9 employees	4	X	X	X
	Establishments with 10 to 19 employees	4	X	X	X
	Establishments with 20 to 49 employees	4	X	X	X
	Establishments with 50 to 99 employees	1	X	X	X
	Establishments with 100 to 249 employees	—	X	X	X
	Establishments with 250 to 499 employees	1	X	X	X
	Establishments with 500 to 999 employees	—	X	X	X
	Establishments with 1,000 employees or more	—	X	X	X
5121	Motion picture and video industries				
	All establishments	25	515	8 131	30 949
	Establishments with 1 to 4 employees	13	X	X	X
	Establishments with 5 to 9 employees	3	X	X	X
	Establishments with 10 to 19 employees	3	X	X	X
	Establishments with 20 to 49 employees	4	X	X	X
	Establishments with 50 to 99 employees	1	X	X	X
	Establishments with 100 to 249 employees	—	X	X	X
	Establishments with 250 to 499 employees	1	X	X	X
	Establishments with 500 to 999 employees	—	X	X	X
	Establishments with 1,000 employees or more	—	X	X	X
51211	Motion picture and video production				
	All establishments	11	e	D	D
	Establishments with 1 to 4 employees	9	X	X	X
	Establishments with 5 to 9 employees	1	X	X	X
	Establishments with 10 to 19 employees	—	X	X	X
	Establishments with 20 to 49 employees	—	X	X	X
	Establishments with 50 to 99 employees	—	X	X	X
	Establishments with 100 to 249 employees	—	X	X	X
	Establishments with 250 to 499 employees	1	X	X	X
	Establishments with 500 to 999 employees	—	X	X	X
	Establishments with 1,000 employees or more	—	X	X	X

See footnotes at end of table.

Table 5. Establishments, Employees, and Payroll by Industry and Employment Size of Establishments by County: 2004—Con.

[Excludes most government employees, railroad employees, and self-employed persons. Size class 1 to 4 employees includes establishments having payroll, but no employees, during mid-March pay period. For meaning of abbreviations and symbols, see introductory text. For explanation of terms, see Appendix A. For statement on reliability, see the note at the end of the table and Appendix C]

NAICS code	Geography, kind of business, and employment size class	Establishments (number)	Paid employees for pay period including March 12 (number)	First-quarter payroll (\$1,000)	Annual payroll (\$1,000)
51	HUDSON—Con.				
	Information—Con.				
512	Motion picture and sound recording industries—Con.				
5121	Motion picture and video industries—Con.				
51211	Motion picture and video production—Con.				
512110	Motion picture and video production				
	All establishments	11	e	D	D
	Establishments with 1 to 4 employees	9	X	X	X
	Establishments with 5 to 9 employees	1	X	X	X
	Establishments with 10 to 19 employees	—	X	X	X
	Establishments with 20 to 49 employees	—	X	X	X
	Establishments with 50 to 99 employees	—	X	X	X
	Establishments with 100 to 249 employees	—	X	X	X
	Establishments with 250 to 499 employees	1	X	X	X
	Establishments with 500 to 999 employees	—	X	X	X
	Establishments with 1,000 employees or more	—	X	X	X
51213	Motion picture and video exhibition				
	All establishments	12	c	D	D
	Establishments with 1 to 4 employees	3	X	X	X
	Establishments with 5 to 9 employees	2	X	X	X
	Establishments with 10 to 19 employees	2	X	X	X
	Establishments with 20 to 49 employees	4	X	X	X
	Establishments with 50 to 99 employees	1	X	X	X
	Establishments with 100 to 249 employees	—	X	X	X
	Establishments with 250 to 499 employees	—	X	X	X
	Establishments with 500 to 999 employees	—	X	X	X
	Establishments with 1,000 employees or more	—	X	X	X
512131	Motion picture theaters (except drive-ins)				
	All establishments	12	c	D	D
	Establishments with 1 to 4 employees	3	X	X	X
	Establishments with 5 to 9 employees	2	X	X	X
	Establishments with 10 to 19 employees	2	X	X	X
	Establishments with 20 to 49 employees	4	X	X	X
	Establishments with 50 to 99 employees	1	X	X	X
	Establishments with 100 to 249 employees	—	X	X	X
	Establishments with 250 to 499 employees	—	X	X	X
	Establishments with 500 to 999 employees	—	X	X	X
	Establishments with 1,000 employees or more	—	X	X	X
515	Broadcasting (except Internet)				
	All establishments	11	996	21 898	91 914
	Establishments with 1 to 4 employees	4	X	X	X
	Establishments with 5 to 9 employees	2	X	X	X
	Establishments with 10 to 19 employees	—	X	X	X
	Establishments with 20 to 49 employees	—	X	X	X
	Establishments with 50 to 99 employees	2	X	X	X
	Establishments with 100 to 249 employees	2	X	X	X
	Establishments with 250 to 499 employees	—	X	X	X
	Establishments with 500 to 999 employees	1	X	X	X
	Establishments with 1,000 employees or more	—	X	X	X
5151	Radio and television broadcasting				
	All establishments	7	e	D	D
	Establishments with 1 to 4 employees	3	X	X	X
	Establishments with 5 to 9 employees	1	X	X	X
	Establishments with 10 to 19 employees	—	X	X	X
	Establishments with 20 to 49 employees	—	X	X	X
	Establishments with 50 to 99 employees	2	X	X	X
	Establishments with 100 to 249 employees	1	X	X	X
	Establishments with 250 to 499 employees	—	X	X	X
	Establishments with 500 to 999 employees	—	X	X	X
	Establishments with 1,000 employees or more	—	X	X	X
51511	Radio broadcasting				
	All establishments	5	c	D	D
	Establishments with 1 to 4 employees	2	X	X	X
	Establishments with 5 to 9 employees	1	X	X	X
	Establishments with 10 to 19 employees	—	X	X	X
	Establishments with 20 to 49 employees	—	X	X	X
	Establishments with 50 to 99 employees	2	X	X	X
	Establishments with 100 to 249 employees	—	X	X	X
	Establishments with 250 to 499 employees	—	X	X	X
	Establishments with 500 to 999 employees	—	X	X	X
	Establishments with 1,000 employees or more	—	X	X	X
515112	Radio stations				
	All establishments	5	c	D	D
	Establishments with 1 to 4 employees	2	X	X	X
	Establishments with 5 to 9 employees	1	X	X	X
	Establishments with 10 to 19 employees	—	X	X	X
	Establishments with 20 to 49 employees	—	X	X	X
	Establishments with 50 to 99 employees	2	X	X	X
	Establishments with 100 to 249 employees	—	X	X	X
	Establishments with 250 to 499 employees	—	X	X	X
	Establishments with 500 to 999 employees	—	X	X	X
	Establishments with 1,000 employees or more	—	X	X	X

See footnotes at end of table.

Table 5. Establishments, Employees, and Payroll by Industry and Employment Size of Establishments by County: 2004—Con.

[Excludes most government employees, railroad employees, and self-employed persons. Size class 1 to 4 employees includes establishments having payroll, but no employees, during mid-March pay period. For meaning of abbreviations and symbols, see introductory text. For explanation of terms, see Appendix A. For statement on reliability, see the note at the end of the table and Appendix C]

NAICS code	Geography, kind of business, and employment size class	Establishments (number)	Paid employees for pay period including March 12 (number)	First-quarter payroll (\$1,000)	Annual payroll (\$1,000)
51	HUDSON—Con.				
	Information—Con.				
515	Broadcasting (except Internet)—Con.				
5151	Radio and television broadcasting—Con.				
51512	Television broadcasting				
	All establishments	2	c	D	D
	Establishments with 1 to 4 employees	1	X	X	X
	Establishments with 5 to 9 employees	—	X	X	X
	Establishments with 10 to 19 employees	—	X	X	X
	Establishments with 20 to 49 employees	—	X	X	X
	Establishments with 50 to 99 employees	—	X	X	X
	Establishments with 100 to 249 employees	1	X	X	X
	Establishments with 250 to 499 employees	—	X	X	X
	Establishments with 500 to 999 employees	—	X	X	X
	Establishments with 1,000 employees or more	—	X	X	X
515120	Television broadcasting				
	All establishments	2	c	D	D
	Establishments with 1 to 4 employees	1	X	X	X
	Establishments with 5 to 9 employees	—	X	X	X
	Establishments with 10 to 19 employees	—	X	X	X
	Establishments with 20 to 49 employees	—	X	X	X
	Establishments with 50 to 99 employees	—	X	X	X
	Establishments with 100 to 249 employees	1	X	X	X
	Establishments with 250 to 499 employees	—	X	X	X
	Establishments with 500 to 999 employees	—	X	X	X
	Establishments with 1,000 employees or more	—	X	X	X
5152	Cable and other subscription programming				
	All establishments	4	f	D	D
	Establishments with 1 to 4 employees	1	X	X	X
	Establishments with 5 to 9 employees	1	X	X	X
	Establishments with 10 to 19 employees	—	X	X	X
	Establishments with 20 to 49 employees	—	X	X	X
	Establishments with 50 to 99 employees	—	X	X	X
	Establishments with 100 to 249 employees	1	X	X	X
	Establishments with 250 to 499 employees	—	X	X	X
	Establishments with 500 to 999 employees	1	X	X	X
	Establishments with 1,000 employees or more	—	X	X	X
51521	Cable and other subscription programming				
	All establishments	4	f	D	D
	Establishments with 1 to 4 employees	1	X	X	X
	Establishments with 5 to 9 employees	1	X	X	X
	Establishments with 10 to 19 employees	—	X	X	X
	Establishments with 20 to 49 employees	—	X	X	X
	Establishments with 50 to 99 employees	—	X	X	X
	Establishments with 100 to 249 employees	1	X	X	X
	Establishments with 250 to 499 employees	—	X	X	X
	Establishments with 500 to 999 employees	1	X	X	X
	Establishments with 1,000 employees or more	—	X	X	X
515210	Cable and other subscription programming				
	All establishments	4	f	D	D
	Establishments with 1 to 4 employees	1	X	X	X
	Establishments with 5 to 9 employees	1	X	X	X
	Establishments with 10 to 19 employees	—	X	X	X
	Establishments with 20 to 49 employees	—	X	X	X
	Establishments with 50 to 99 employees	—	X	X	X
	Establishments with 100 to 249 employees	1	X	X	X
	Establishments with 250 to 499 employees	—	X	X	X
	Establishments with 500 to 999 employees	1	X	X	X
	Establishments with 1,000 employees or more	—	X	X	X
517	Telecommunications				
	All establishments	72	1 682	25 016	92 134
	Establishments with 1 to 4 employees	36	X	X	X
	Establishments with 5 to 9 employees	8	X	X	X
	Establishments with 10 to 19 employees	12	X	X	X
	Establishments with 20 to 49 employees	6	X	X	X
	Establishments with 50 to 99 employees	7	X	X	X
	Establishments with 100 to 249 employees	1	X	X	X
	Establishments with 250 to 499 employees	2	X	X	X
	Establishments with 500 to 999 employees	—	X	X	X
	Establishments with 1,000 employees or more	—	X	X	X
5171	Wired telecommunications carriers				
	All establishments	41	1 349	20 891	74 211
	Establishments with 1 to 4 employees	20	X	X	X
	Establishments with 5 to 9 employees	4	X	X	X
	Establishments with 10 to 19 employees	6	X	X	X
	Establishments with 20 to 49 employees	3	X	X	X
	Establishments with 50 to 99 employees	5	X	X	X
	Establishments with 100 to 249 employees	1	X	X	X
	Establishments with 250 to 499 employees	2	X	X	X
	Establishments with 500 to 999 employees	—	X	X	X
	Establishments with 1,000 employees or more	—	X	X	X

See footnotes at end of table.

Table 5. Establishments, Employees, and Payroll by Industry and Employment Size of Establishments by County: 2004—Con.

[Excludes most government employees, railroad employees, and self-employed persons. Size class 1 to 4 employees includes establishments having payroll, but no employees, during mid-March pay period. For meaning of abbreviations and symbols, see introductory text. For explanation of terms, see Appendix A. For statement on reliability, see the note at the end of the table and Appendix C]

NAICS code	Geography, kind of business, and employment size class	Establishments (number)	Paid employees for pay period including March 12 (number)	First-quarter payroll (\$1,000)	Annual payroll (\$1,000)
51	HUDSON—Con.				
	Information—Con.				
517	Telecommunications—Con.				
5171	Wired telecommunications carriers—Con.				
51711	Wired telecommunications carriers				
	All establishments	41	1 349	20 891	74 211
	Establishments with 1 to 4 employees	20	X	X	X
	Establishments with 5 to 9 employees	4	X	X	X
	Establishments with 10 to 19 employees	6	X	X	X
	Establishments with 20 to 49 employees	3	X	X	X
	Establishments with 50 to 99 employees	5	X	X	X
	Establishments with 100 to 249 employees	1	X	X	X
	Establishments with 250 to 499 employees	2	X	X	X
	Establishments with 500 to 999 employees	—	X	X	X
	Establishments with 1,000 employees or more	—	X	X	X
517110	Wired telecommunications carriers				
	All establishments	41	1 349	20 891	74 211
	Establishments with 1 to 4 employees	20	X	X	X
	Establishments with 5 to 9 employees	4	X	X	X
	Establishments with 10 to 19 employees	6	X	X	X
	Establishments with 20 to 49 employees	3	X	X	X
	Establishments with 50 to 99 employees	5	X	X	X
	Establishments with 100 to 249 employees	1	X	X	X
	Establishments with 250 to 499 employees	2	X	X	X
	Establishments with 500 to 999 employees	—	X	X	X
	Establishments with 1,000 employees or more	—	X	X	X
5175	Cable and other program distribution				
	All establishments	6	c	D	D
	Establishments with 1 to 4 employees	2	X	X	X
	Establishments with 5 to 9 employees	1	X	X	X
	Establishments with 10 to 19 employees	—	X	X	X
	Establishments with 20 to 49 employees	1	X	X	X
	Establishments with 50 to 99 employees	2	X	X	X
	Establishments with 100 to 249 employees	—	X	X	X
	Establishments with 250 to 499 employees	—	X	X	X
	Establishments with 500 to 999 employees	—	X	X	X
	Establishments with 1,000 employees or more	—	X	X	X
51751	Cable and other program distribution				
	All establishments	6	c	D	D
	Establishments with 1 to 4 employees	2	X	X	X
	Establishments with 5 to 9 employees	1	X	X	X
	Establishments with 10 to 19 employees	—	X	X	X
	Establishments with 20 to 49 employees	1	X	X	X
	Establishments with 50 to 99 employees	2	X	X	X
	Establishments with 100 to 249 employees	—	X	X	X
	Establishments with 250 to 499 employees	—	X	X	X
	Establishments with 500 to 999 employees	—	X	X	X
	Establishments with 1,000 employees or more	—	X	X	X
517510	Cable and other program distribution				
	All establishments	6	c	D	D
	Establishments with 1 to 4 employees	2	X	X	X
	Establishments with 5 to 9 employees	1	X	X	X
	Establishments with 10 to 19 employees	—	X	X	X
	Establishments with 20 to 49 employees	1	X	X	X
	Establishments with 50 to 99 employees	2	X	X	X
	Establishments with 100 to 249 employees	—	X	X	X
	Establishments with 250 to 499 employees	—	X	X	X
	Establishments with 500 to 999 employees	—	X	X	X
	Establishments with 1,000 employees or more	—	X	X	X
518	Internet service providers, web search portals, and data processing services				
	All establishments	47	1 064	29 002	145 943
	Establishments with 1 to 4 employees	26	X	X	X
	Establishments with 5 to 9 employees	4	X	X	X
	Establishments with 10 to 19 employees	5	X	X	X
	Establishments with 20 to 49 employees	5	X	X	X
	Establishments with 50 to 99 employees	4	X	X	X
	Establishments with 100 to 249 employees	3	X	X	X
	Establishments with 250 to 499 employees	—	X	X	X
	Establishments with 500 to 999 employees	—	X	X	X
	Establishments with 1,000 employees or more	—	X	X	X
5182	Data processing, hosting, and related services				
	All establishments	37	1 025	28 086	141 411
	Establishments with 1 to 4 employees	18	X	X	X
	Establishments with 5 to 9 employees	3	X	X	X
	Establishments with 10 to 19 employees	5	X	X	X
	Establishments with 20 to 49 employees	4	X	X	X
	Establishments with 50 to 99 employees	4	X	X	X
	Establishments with 100 to 249 employees	3	X	X	X
	Establishments with 250 to 499 employees	—	X	X	X
	Establishments with 500 to 999 employees	—	X	X	X
	Establishments with 1,000 employees or more	—	X	X	X

See footnotes at end of table.

Table 5. Establishments, Employees, and Payroll by Industry and Employment Size of Establishments by County: 2004—Con.

[Excludes most government employees, railroad employees, and self-employed persons. Size class 1 to 4 employees includes establishments having payroll, but no employees, during mid-March pay period. For meaning of abbreviations and symbols, see introductory text. For explanation of terms, see Appendix A. For statement on reliability, see the note at the end of the table and Appendix C]

NAICS code	Geography, kind of business, and employment size class	Establishments (number)	Paid employees for pay period including March 12 (number)	First-quarter payroll (\$1,000)	Annual payroll (\$1,000)
51	HUDSON—Con.				
	Information—Con.				
518	Internet service providers, web search portals, and data processing services—Con.				
5182	Data processing, hosting, and related services—Con.				
51821	Data processing, hosting, and related services				
	All establishments	37	1 025	28 086	141 411
	Establishments with 1 to 4 employees	18	X	X	X
	Establishments with 5 to 9 employees	3	X	X	X
	Establishments with 10 to 19 employees	5	X	X	X
	Establishments with 20 to 49 employees	4	X	X	X
	Establishments with 50 to 99 employees	4	X	X	X
	Establishments with 100 to 249 employees	3	X	X	X
	Establishments with 250 to 499 employees	—	X	X	X
	Establishments with 500 to 999 employees	—	X	X	X
	Establishments with 1,000 employees or more	—	X	X	X
518210	Data processing, hosting, and related services				
	All establishments	37	1 025	28 086	141 411
	Establishments with 1 to 4 employees	18	X	X	X
	Establishments with 5 to 9 employees	3	X	X	X
	Establishments with 10 to 19 employees	5	X	X	X
	Establishments with 20 to 49 employees	4	X	X	X
	Establishments with 50 to 99 employees	4	X	X	X
	Establishments with 100 to 249 employees	3	X	X	X
	Establishments with 250 to 499 employees	—	X	X	X
	Establishments with 500 to 999 employees	—	X	X	X
	Establishments with 1,000 employees or more	—	X	X	X
519	Other information services				
	All establishments	7	e	D	D
	Establishments with 1 to 4 employees	2	X	X	X
	Establishments with 5 to 9 employees	—	X	X	X
	Establishments with 10 to 19 employees	2	X	X	X
	Establishments with 20 to 49 employees	—	X	X	X
	Establishments with 50 to 99 employees	1	X	X	X
	Establishments with 100 to 249 employees	2	X	X	X
	Establishments with 250 to 499 employees	—	X	X	X
	Establishments with 500 to 999 employees	—	X	X	X
	Establishments with 1,000 employees or more	—	X	X	X
5191	Other information services				
	All establishments	7	e	D	D
	Establishments with 1 to 4 employees	2	X	X	X
	Establishments with 5 to 9 employees	—	X	X	X
	Establishments with 10 to 19 employees	2	X	X	X
	Establishments with 20 to 49 employees	—	X	X	X
	Establishments with 50 to 99 employees	1	X	X	X
	Establishments with 100 to 249 employees	2	X	X	X
	Establishments with 250 to 499 employees	—	X	X	X
	Establishments with 500 to 999 employees	—	X	X	X
	Establishments with 1,000 employees or more	—	X	X	X
51911	News syndicates				
	All establishments	2	c	D	D
	Establishments with 1 to 4 employees	—	X	X	X
	Establishments with 5 to 9 employees	—	X	X	X
	Establishments with 10 to 19 employees	1	X	X	X
	Establishments with 20 to 49 employees	—	X	X	X
	Establishments with 50 to 99 employees	—	X	X	X
	Establishments with 100 to 249 employees	1	X	X	X
	Establishments with 250 to 499 employees	—	X	X	X
	Establishments with 500 to 999 employees	—	X	X	X
	Establishments with 1,000 employees or more	—	X	X	X
519110	News syndicates				
	All establishments	2	c	D	D
	Establishments with 1 to 4 employees	—	X	X	X
	Establishments with 5 to 9 employees	—	X	X	X
	Establishments with 10 to 19 employees	1	X	X	X
	Establishments with 20 to 49 employees	—	X	X	X
	Establishments with 50 to 99 employees	—	X	X	X
	Establishments with 100 to 249 employees	1	X	X	X
	Establishments with 250 to 499 employees	—	X	X	X
	Establishments with 500 to 999 employees	—	X	X	X
	Establishments with 1,000 employees or more	—	X	X	X
51919	All other information services				
	All establishments	4	c	D	D
	Establishments with 1 to 4 employees	2	X	X	X
	Establishments with 5 to 9 employees	—	X	X	X
	Establishments with 10 to 19 employees	—	X	X	X
	Establishments with 20 to 49 employees	—	X	X	X
	Establishments with 50 to 99 employees	1	X	X	X
	Establishments with 100 to 249 employees	1	X	X	X
	Establishments with 250 to 499 employees	—	X	X	X
	Establishments with 500 to 999 employees	—	X	X	X
	Establishments with 1,000 employees or more	—	X	X	X

See footnotes at end of table.

Table 5. Establishments, Employees, and Payroll by Industry and Employment Size of Establishments by County: 2004—Con.

[Excludes most government employees, railroad employees, and self-employed persons. Size class 1 to 4 employees includes establishments having payroll, but no employees, during mid-March pay period. For meaning of abbreviations and symbols, see introductory text. For explanation of terms, see Appendix A. For statement on reliability, see the note at the end of the table and Appendix C]

NAICS code	Geography, kind of business, and employment size class	Establishments (number)	Paid employees for pay period including March 12 (number)	First-quarter payroll (\$1,000)	Annual payroll (\$1,000)
51	HUDSON—Con.				
	Information—Con.				
519	Other information services—Con.				
5191	Other information services—Con.				
51919	All other information services—Con.				
519190	All other information services				
	All establishments	4	c	D	D
	Establishments with 1 to 4 employees	2	X	X	X
	Establishments with 5 to 9 employees	—	X	X	X
	Establishments with 10 to 19 employees	—	X	X	X
	Establishments with 20 to 49 employees	—	X	X	X
	Establishments with 50 to 99 employees	1	X	X	X
	Establishments with 100 to 249 employees	1	X	X	X
	Establishments with 250 to 499 employees	—	X	X	X
	Establishments with 500 to 999 employees	—	X	X	X
	Establishments with 1,000 employees or more	—	X	X	X
52	Finance and insurance				
	All establishments	805	34 383	1 162 320	3 375 276
	Establishments with 1 to 4 employees	357	X	X	X
	Establishments with 5 to 9 employees	163	X	X	X
	Establishments with 10 to 19 employees	118	X	X	X
	Establishments with 20 to 49 employees	85	X	X	X
	Establishments with 50 to 99 employees	29	X	X	X
	Establishments with 100 to 249 employees	28	X	X	X
	Establishments with 250 to 499 employees	10	X	X	X
	Establishments with 500 to 999 employees	9	X	X	X
	Establishments with 1,000 employees or more	6	X	X	X
522	Credit intermediation and related activities				
	All establishments	325	7 295	162 337	520 452
	Establishments with 1 to 4 employees	113	X	X	X
	Establishments with 5 to 9 employees	89	X	X	X
	Establishments with 10 to 19 employees	71	X	X	X
	Establishments with 20 to 49 employees	31	X	X	X
	Establishments with 50 to 99 employees	8	X	X	X
	Establishments with 100 to 249 employees	8	X	X	X
	Establishments with 250 to 499 employees	2	X	X	X
	Establishments with 500 to 999 employees	2	X	X	X
	Establishments with 1,000 employees or more	1	X	X	X
5221	Depository credit intermediation				
	All establishments	214	5 834	134 407	409 253
	Establishments with 1 to 4 employees	38	X	X	X
	Establishments with 5 to 9 employees	73	X	X	X
	Establishments with 10 to 19 employees	63	X	X	X
	Establishments with 20 to 49 employees	26	X	X	X
	Establishments with 50 to 99 employees	5	X	X	X
	Establishments with 100 to 249 employees	5	X	X	X
	Establishments with 250 to 499 employees	1	X	X	X
	Establishments with 500 to 999 employees	2	X	X	X
	Establishments with 1,000 employees or more	1	X	X	X
52211	Commercial banking				
	All establishments	133	4 197	109 887	314 984
	Establishments with 1 to 4 employees	23	X	X	X
	Establishments with 5 to 9 employees	36	X	X	X
	Establishments with 10 to 19 employees	47	X	X	X
	Establishments with 20 to 49 employees	16	X	X	X
	Establishments with 50 to 99 employees	4	X	X	X
	Establishments with 100 to 249 employees	5	X	X	X
	Establishments with 250 to 499 employees	—	X	X	X
	Establishments with 500 to 999 employees	1	X	X	X
	Establishments with 1,000 employees or more	1	X	X	X
522110	Commercial banking				
	All establishments	133	4 197	109 887	314 984
	Establishments with 1 to 4 employees	23	X	X	X
	Establishments with 5 to 9 employees	36	X	X	X
	Establishments with 10 to 19 employees	47	X	X	X
	Establishments with 20 to 49 employees	16	X	X	X
	Establishments with 50 to 99 employees	4	X	X	X
	Establishments with 100 to 249 employees	5	X	X	X
	Establishments with 250 to 499 employees	—	X	X	X
	Establishments with 500 to 999 employees	1	X	X	X
	Establishments with 1,000 employees or more	1	X	X	X
52212	Savings institutions				
	All establishments	60	997	9 705	44 676
	Establishments with 1 to 4 employees	4	X	X	X
	Establishments with 5 to 9 employees	30	X	X	X
	Establishments with 10 to 19 employees	16	X	X	X
	Establishments with 20 to 49 employees	8	X	X	X
	Establishments with 50 to 99 employees	1	X	X	X
	Establishments with 100 to 249 employees	—	X	X	X
	Establishments with 250 to 499 employees	1	X	X	X
	Establishments with 500 to 999 employees	—	X	X	X
	Establishments with 1,000 employees or more	—	X	X	X

See footnotes at end of table.

Table 5. Establishments, Employees, and Payroll by Industry and Employment Size of Establishments by County: 2004—Con.

[Excludes most government employees, railroad employees, and self-employed persons. Size class 1 to 4 employees includes establishments having payroll, but no employees, during mid-March pay period. For meaning of abbreviations and symbols, see introductory text. For explanation of terms, see Appendix A. For statement on reliability, see the note at the end of the table and Appendix C]

NAICS code	Geography, kind of business, and employment size class	Establishments (number)	Paid employees for pay period including March 12 (number)	First-quarter payroll (\$1,000)	Annual payroll (\$1,000)
52	HUDSON—Con.				
	Finance and insurance—Con.				
522	Credit intermediation and related activities—Con.				
5221	Depository credit intermediation—Con.				
52212	Savings institutions—Con.				
522120	Savings institutions				
	All establishments	60	997	9 705	44 676
	Establishments with 1 to 4 employees	4	X	X	X
	Establishments with 5 to 9 employees	30	X	X	X
	Establishments with 10 to 19 employees	16	X	X	X
	Establishments with 20 to 49 employees	8	X	X	X
	Establishments with 50 to 99 employees	1	X	X	X
	Establishments with 100 to 249 employees	—	X	X	X
	Establishments with 250 to 499 employees	1	X	X	X
	Establishments with 500 to 999 employees	—	X	X	X
	Establishments with 1,000 employees or more	—	X	X	X
52213	Credit unions				
	All establishments	19	c	D	D
	Establishments with 1 to 4 employees	10	X	X	X
	Establishments with 5 to 9 employees	7	X	X	X
	Establishments with 10 to 19 employees	—	X	X	X
	Establishments with 20 to 49 employees	2	X	X	X
	Establishments with 50 to 99 employees	—	X	X	X
	Establishments with 100 to 249 employees	—	X	X	X
	Establishments with 250 to 499 employees	—	X	X	X
	Establishments with 500 to 999 employees	—	X	X	X
	Establishments with 1,000 employees or more	—	X	X	X
522130	Credit unions				
	All establishments	19	c	D	D
	Establishments with 1 to 4 employees	10	X	X	X
	Establishments with 5 to 9 employees	7	X	X	X
	Establishments with 10 to 19 employees	—	X	X	X
	Establishments with 20 to 49 employees	2	X	X	X
	Establishments with 50 to 99 employees	—	X	X	X
	Establishments with 100 to 249 employees	—	X	X	X
	Establishments with 250 to 499 employees	—	X	X	X
	Establishments with 500 to 999 employees	—	X	X	X
	Establishments with 1,000 employees or more	—	X	X	X
52219	Other depository credit intermediation				
	All establishments	2	f	D	D
	Establishments with 1 to 4 employees	1	X	X	X
	Establishments with 5 to 9 employees	—	X	X	X
	Establishments with 10 to 19 employees	—	X	X	X
	Establishments with 20 to 49 employees	—	X	X	X
	Establishments with 50 to 99 employees	—	X	X	X
	Establishments with 100 to 249 employees	—	X	X	X
	Establishments with 250 to 499 employees	—	X	X	X
	Establishments with 500 to 999 employees	1	X	X	X
	Establishments with 1,000 employees or more	—	X	X	X
522190	Other depository credit intermediation				
	All establishments	2	f	D	D
	Establishments with 1 to 4 employees	1	X	X	X
	Establishments with 5 to 9 employees	—	X	X	X
	Establishments with 10 to 19 employees	—	X	X	X
	Establishments with 20 to 49 employees	—	X	X	X
	Establishments with 50 to 99 employees	—	X	X	X
	Establishments with 100 to 249 employees	—	X	X	X
	Establishments with 250 to 499 employees	—	X	X	X
	Establishments with 500 to 999 employees	1	X	X	X
	Establishments with 1,000 employees or more	—	X	X	X
5222	Nondepository credit intermediation				
	All establishments	38	948	22 354	91 602
	Establishments with 1 to 4 employees	22	X	X	X
	Establishments with 5 to 9 employees	5	X	X	X
	Establishments with 10 to 19 employees	4	X	X	X
	Establishments with 20 to 49 employees	3	X	X	X
	Establishments with 50 to 99 employees	1	X	X	X
	Establishments with 100 to 249 employees	2	X	X	X
	Establishments with 250 to 499 employees	1	X	X	X
	Establishments with 500 to 999 employees	—	X	X	X
	Establishments with 1,000 employees or more	—	X	X	X
52229	Other nondepository credit intermediation				
	All establishments	31	852	19 816	72 290
	Establishments with 1 to 4 employees	18	X	X	X
	Establishments with 5 to 9 employees	4	X	X	X
	Establishments with 10 to 19 employees	3	X	X	X
	Establishments with 20 to 49 employees	3	X	X	X
	Establishments with 50 to 99 employees	—	X	X	X
	Establishments with 100 to 249 employees	2	X	X	X
	Establishments with 250 to 499 employees	1	X	X	X
	Establishments with 500 to 999 employees	—	X	X	X
	Establishments with 1,000 employees or more	—	X	X	X

See footnotes at end of table.

Table 5. Establishments, Employees, and Payroll by Industry and Employment Size of Establishments by County: 2004—Con.

[Excludes most government employees, railroad employees, and self-employed persons. Size class 1 to 4 employees includes establishments having payroll, but no employees, during mid-March pay period. For meaning of abbreviations and symbols, see introductory text. For explanation of terms, see Appendix A. For statement on reliability, see the note at the end of the table and Appendix C]

NAICS code	Geography, kind of business, and employment size class	Establishments (number)	Paid employees for pay period including March 12 (number)	First-quarter payroll (\$1,000)	Annual payroll (\$1,000)
	HUDSON—Con.				
52	Finance and insurance—Con.				
522	Credit intermediation and related activities—Con.				
5222	Nondepository credit intermediation—Con.				
52229	Other nondepository credit intermediation—Con.				
522292	Real estate credit				
	All establishments	15	c	D	D
	Establishments with 1 to 4 employees	9	X	X	X
	Establishments with 5 to 9 employees	1	X	X	X
	Establishments with 10 to 19 employees	2	X	X	X
	Establishments with 20 to 49 employees	2	X	X	X
	Establishments with 50 to 99 employees	—	X	X	X
	Establishments with 100 to 249 employees	1	X	X	X
	Establishments with 250 to 499 employees	—	X	X	X
	Establishments with 500 to 999 employees	—	X	X	X
	Establishments with 1,000 employees or more	—	X	X	X
522293	International trade financing				
	All establishments	2	e	D	D
	Establishments with 1 to 4 employees	1	X	X	X
	Establishments with 5 to 9 employees	—	X	X	X
	Establishments with 10 to 19 employees	—	X	X	X
	Establishments with 20 to 49 employees	—	X	X	X
	Establishments with 50 to 99 employees	—	X	X	X
	Establishments with 100 to 249 employees	—	X	X	X
	Establishments with 250 to 499 employees	1	X	X	X
	Establishments with 500 to 999 employees	—	X	X	X
	Establishments with 1,000 employees or more	—	X	X	X
522298	All other nondepository credit intermediation				
	All establishments	8	237	4 919	19 438
	Establishments with 1 to 4 employees	5	X	X	X
	Establishments with 5 to 9 employees	—	X	X	X
	Establishments with 10 to 19 employees	1	X	X	X
	Establishments with 20 to 49 employees	1	X	X	X
	Establishments with 50 to 99 employees	—	X	X	X
	Establishments with 100 to 249 employees	1	X	X	X
	Establishments with 250 to 499 employees	—	X	X	X
	Establishments with 500 to 999 employees	—	X	X	X
	Establishments with 1,000 employees or more	—	X	X	X
5223	Activities related to credit intermediation				
	All establishments	73	513	5 576	19 597
	Establishments with 1 to 4 employees	53	X	X	X
	Establishments with 5 to 9 employees	11	X	X	X
	Establishments with 10 to 19 employees	4	X	X	X
	Establishments with 20 to 49 employees	2	X	X	X
	Establishments with 50 to 99 employees	2	X	X	X
	Establishments with 100 to 249 employees	1	X	X	X
	Establishments with 250 to 499 employees	—	X	X	X
	Establishments with 500 to 999 employees	—	X	X	X
	Establishments with 1,000 employees or more	—	X	X	X
52232	Financial transactions processing, reserve, and clearinghouse activities				
	All establishments	11	204	3 098	9 916
	Establishments with 1 to 4 employees	5	X	X	X
	Establishments with 5 to 9 employees	3	X	X	X
	Establishments with 10 to 19 employees	1	X	X	X
	Establishments with 20 to 49 employees	—	X	X	X
	Establishments with 50 to 99 employees	1	X	X	X
	Establishments with 100 to 249 employees	1	X	X	X
	Establishments with 250 to 499 employees	—	X	X	X
	Establishments with 500 to 999 employees	—	X	X	X
	Establishments with 1,000 employees or more	—	X	X	X
522320	Financial transactions processing, reserve, and clearinghouse activities				
	All establishments	11	204	3 098	9 916
	Establishments with 1 to 4 employees	5	X	X	X
	Establishments with 5 to 9 employees	3	X	X	X
	Establishments with 10 to 19 employees	1	X	X	X
	Establishments with 20 to 49 employees	—	X	X	X
	Establishments with 50 to 99 employees	1	X	X	X
	Establishments with 100 to 249 employees	1	X	X	X
	Establishments with 250 to 499 employees	—	X	X	X
	Establishments with 500 to 999 employees	—	X	X	X
	Establishments with 1,000 employees or more	—	X	X	X
52239	Other activities related to credit intermediation				

See footnotes at end of table.

Table 5. Establishments, Employees, and Payroll by Industry and Employment Size of Establishments by County: 2004—Con.

[Excludes most government employees, railroad employees, and self-employed persons. Size class 1 to 4 employees includes establishments having payroll, but no employees, during mid-March pay period. For meaning of abbreviations and symbols, see introductory text. For explanation of terms, see Appendix A. For statement on reliability, see the note at the end of the table and Appendix C]

NAICS code	Geography, kind of business, and employment size class	Establishments (number)	Paid employees for pay period including March 12 (number)	First-quarter payroll (\$1,000)	Annual payroll (\$1,000)
52	HUDSON—Con.				
	Finance and insurance—Con.				
522	Credit intermediation and related activities—Con.				
5223	Activities related to credit intermediation—Con.				
52239	Other activities related to credit intermediation—Con.				
	All establishments	47	226	1 932	7 251
	Establishments with 1 to 4 employees	36	X	X	X
	Establishments with 5 to 9 employees	7	X	X	X
	Establishments with 10 to 19 employees	3	X	X	X
	Establishments with 20 to 49 employees	—	X	X	X
	Establishments with 50 to 99 employees	1	X	X	X
	Establishments with 100 to 249 employees	—	X	X	X
	Establishments with 250 to 499 employees	—	X	X	X
	Establishments with 500 to 999 employees	—	X	X	X
	Establishments with 1,000 employees or more	—	X	X	X
522390	Other activities related to credit intermediation				
	All establishments	47	226	1 932	7 251
	Establishments with 1 to 4 employees	36	X	X	X
	Establishments with 5 to 9 employees	7	X	X	X
	Establishments with 10 to 19 employees	3	X	X	X
	Establishments with 20 to 49 employees	—	X	X	X
	Establishments with 50 to 99 employees	1	X	X	X
	Establishments with 100 to 249 employees	—	X	X	X
	Establishments with 250 to 499 employees	—	X	X	X
	Establishments with 500 to 999 employees	—	X	X	X
	Establishments with 1,000 employees or more	—	X	X	X
523	Securities, commodity contracts, other financial investments, and related activities				
	All establishments	337	22 743	891 350	2 480 894
	Establishments with 1 to 4 employees	163	X	X	X
	Establishments with 5 to 9 employees	53	X	X	X
	Establishments with 10 to 19 employees	29	X	X	X
	Establishments with 20 to 49 employees	43	X	X	X
	Establishments with 50 to 99 employees	17	X	X	X
	Establishments with 100 to 249 employees	16	X	X	X
	Establishments with 250 to 499 employees	6	X	X	X
	Establishments with 500 to 999 employees	6	X	X	X
	Establishments with 1,000 employees or more	4	X	X	X
5231	Securities and commodity contracts intermediation and brokerage				
	All establishments	246	J	D	D
	Establishments with 1 to 4 employees	106	X	X	X
	Establishments with 5 to 9 employees	39	X	X	X
	Establishments with 10 to 19 employees	25	X	X	X
	Establishments with 20 to 49 employees	33	X	X	X
	Establishments with 50 to 99 employees	16	X	X	X
	Establishments with 100 to 249 employees	14	X	X	X
	Establishments with 250 to 499 employees	5	X	X	X
	Establishments with 500 to 999 employees	4	X	X	X
	Establishments with 1,000 employees or more	4	X	X	X
52311	Investment banking and securities dealing				
	All establishments	48	8 107	301 819	718 912
	Establishments with 1 to 4 employees	28	X	X	X
	Establishments with 5 to 9 employees	3	X	X	X
	Establishments with 10 to 19 employees	1	X	X	X
	Establishments with 20 to 49 employees	5	X	X	X
	Establishments with 50 to 99 employees	4	X	X	X
	Establishments with 100 to 249 employees	3	X	X	X
	Establishments with 250 to 499 employees	—	X	X	X
	Establishments with 500 to 999 employees	2	X	X	X
	Establishments with 1,000 employees or more	2	X	X	X
523110	Investment banking and securities dealing				
	All establishments	48	8 107	301 819	718 912
	Establishments with 1 to 4 employees	28	X	X	X
	Establishments with 5 to 9 employees	3	X	X	X
	Establishments with 10 to 19 employees	1	X	X	X
	Establishments with 20 to 49 employees	5	X	X	X
	Establishments with 50 to 99 employees	4	X	X	X
	Establishments with 100 to 249 employees	3	X	X	X
	Establishments with 250 to 499 employees	—	X	X	X
	Establishments with 500 to 999 employees	2	X	X	X
	Establishments with 1,000 employees or more	2	X	X	X
52312	Securities brokerage				
	All establishments	190	10 995	431 058	1 238 519
	Establishments with 1 to 4 employees	73	X	X	X
	Establishments with 5 to 9 employees	35	X	X	X
	Establishments with 10 to 19 employees	23	X	X	X
	Establishments with 20 to 49 employees	28	X	X	X
	Establishments with 50 to 99 employees	12	X	X	X
	Establishments with 100 to 249 employees	11	X	X	X
	Establishments with 250 to 499 employees	5	X	X	X
	Establishments with 500 to 999 employees	1	X	X	X
	Establishments with 1,000 employees or more	2	X	X	X

See footnotes at end of table.

Table 5. Establishments, Employees, and Payroll by Industry and Employment Size of Establishments by County: 2004—Con.

[Excludes most government employees, railroad employees, and self-employed persons. Size class 1 to 4 employees includes establishments having payroll, but no employees, during mid-March pay period. For meaning of abbreviations and symbols, see introductory text. For explanation of terms, see Appendix A. For statement on reliability, see the note at the end of the table and Appendix C]

NAICS code	Geography, kind of business, and employment size class	Establishments (number)	Paid employees for pay period including March 12 (number)	First-quarter payroll (\$1,000)	Annual payroll (\$1,000)
	HUDSON—Con.				
52	Finance and insurance—Con.				
523	Securities, commodity contracts, other financial investments, and related activities—Con.				
5231	Securities and commodity contracts intermediation and brokerage—Con.				
52312	Securities brokerage—Con.				
523120	Securities brokerage				
	All establishments	190	10 995	431 058	1 238 519
	Establishments with 1 to 4 employees	73	X	X	X
	Establishments with 5 to 9 employees	35	X	X	X
	Establishments with 10 to 19 employees	23	X	X	X
	Establishments with 20 to 49 employees	28	X	X	X
	Establishments with 50 to 99 employees	12	X	X	X
	Establishments with 100 to 249 employees	11	X	X	X
	Establishments with 250 to 499 employees	5	X	X	X
	Establishments with 500 to 999 employees	1	X	X	X
	Establishments with 1,000 employees or more	2	X	X	X
52314	Commodity contracts brokerage				
	All establishments	5	f	D	D
	Establishments with 1 to 4 employees	2	X	X	X
	Establishments with 5 to 9 employees	1	X	X	X
	Establishments with 10 to 19 employees	1	X	X	X
	Establishments with 20 to 49 employees	—	X	X	X
	Establishments with 50 to 99 employees	—	X	X	X
	Establishments with 100 to 249 employees	—	X	X	X
	Establishments with 250 to 499 employees	—	X	X	X
	Establishments with 500 to 999 employees	1	X	X	X
	Establishments with 1,000 employees or more	—	X	X	X
523140	Commodity contracts brokerage				
	All establishments	5	f	D	D
	Establishments with 1 to 4 employees	2	X	X	X
	Establishments with 5 to 9 employees	1	X	X	X
	Establishments with 10 to 19 employees	1	X	X	X
	Establishments with 20 to 49 employees	—	X	X	X
	Establishments with 50 to 99 employees	—	X	X	X
	Establishments with 100 to 249 employees	—	X	X	X
	Establishments with 250 to 499 employees	—	X	X	X
	Establishments with 500 to 999 employees	1	X	X	X
	Establishments with 1,000 employees or more	—	X	X	X
5232	Securities and commodity exchanges				
	All establishments	1	c	D	D
	Establishments with 1 to 4 employees	—	X	X	X
	Establishments with 5 to 9 employees	—	X	X	X
	Establishments with 10 to 19 employees	—	X	X	X
	Establishments with 20 to 49 employees	—	X	X	X
	Establishments with 50 to 99 employees	—	X	X	X
	Establishments with 100 to 249 employees	1	X	X	X
	Establishments with 250 to 499 employees	—	X	X	X
	Establishments with 500 to 999 employees	—	X	X	X
	Establishments with 1,000 employees or more	—	X	X	X
52321	Securities and commodity exchanges				
	All establishments	1	c	D	D
	Establishments with 1 to 4 employees	—	X	X	X
	Establishments with 5 to 9 employees	—	X	X	X
	Establishments with 10 to 19 employees	—	X	X	X
	Establishments with 20 to 49 employees	—	X	X	X
	Establishments with 50 to 99 employees	—	X	X	X
	Establishments with 100 to 249 employees	1	X	X	X
	Establishments with 250 to 499 employees	—	X	X	X
	Establishments with 500 to 999 employees	—	X	X	X
	Establishments with 1,000 employees or more	—	X	X	X
523210	Securities and commodity exchanges				
	All establishments	1	c	D	D
	Establishments with 1 to 4 employees	—	X	X	X
	Establishments with 5 to 9 employees	—	X	X	X
	Establishments with 10 to 19 employees	—	X	X	X
	Establishments with 20 to 49 employees	—	X	X	X
	Establishments with 50 to 99 employees	—	X	X	X
	Establishments with 100 to 249 employees	1	X	X	X
	Establishments with 250 to 499 employees	—	X	X	X
	Establishments with 500 to 999 employees	—	X	X	X
	Establishments with 1,000 employees or more	—	X	X	X
5239	Other financial investment activities				
	All establishments	90	h	D	D
	Establishments with 1 to 4 employees	57	X	X	X
	Establishments with 5 to 9 employees	14	X	X	X
	Establishments with 10 to 19 employees	4	X	X	X
	Establishments with 20 to 49 employees	10	X	X	X
	Establishments with 50 to 99 employees	1	X	X	X
	Establishments with 100 to 249 employees	1	X	X	X

See footnotes at end of table.

Table 5. Establishments, Employees, and Payroll by Industry and Employment Size of Establishments by County: 2004—Con.

[Excludes most government employees, railroad employees, and self-employed persons. Size class 1 to 4 employees includes establishments having payroll, but no employees, during mid-March pay period. For meaning of abbreviations and symbols, see introductory text. For explanation of terms, see Appendix A. For statement on reliability, see the note at the end of the table and Appendix C]

NAICS code	Geography, kind of business, and employment size class	Establishments (number)	Paid employees for pay period including March 12 (number)	First-quarter payroll (\$1,000)	Annual payroll (\$1,000)
	HUDSON—Con.				
52	Finance and insurance—Con.				
523	Securities, commodity contracts, other financial investments, and related activities—Con.				
5239	Other financial investment activities—Con.				
	All establishments—Con.				
	Establishments with 250 to 499 employees	1	X	X	X
	Establishments with 500 to 999 employees	2	X	X	X
	Establishments with 1,000 employees or more	—	X	X	X
52392	Portfolio management				
	All establishments	25	1 559	89 538	322 427
	Establishments with 1 to 4 employees	15	X	X	X
	Establishments with 5 to 9 employees	3	X	X	X
	Establishments with 10 to 19 employees	1	X	X	X
	Establishments with 20 to 49 employees	2	X	X	X
	Establishments with 50 to 99 employees	1	X	X	X
	Establishments with 100 to 249 employees	1	X	X	X
	Establishments with 250 to 499 employees	1	X	X	X
	Establishments with 500 to 999 employees	1	X	X	X
	Establishments with 1,000 employees or more	—	X	X	X
523920	Portfolio management				
	All establishments	25	1 559	89 538	322 427
	Establishments with 1 to 4 employees	15	X	X	X
	Establishments with 5 to 9 employees	3	X	X	X
	Establishments with 10 to 19 employees	1	X	X	X
	Establishments with 20 to 49 employees	2	X	X	X
	Establishments with 50 to 99 employees	1	X	X	X
	Establishments with 100 to 249 employees	1	X	X	X
	Establishments with 250 to 499 employees	1	X	X	X
	Establishments with 500 to 999 employees	1	X	X	X
	Establishments with 1,000 employees or more	—	X	X	X
52399	All other financial investment activities				
	All establishments	31	862	17 725	58 229
	Establishments with 1 to 4 employees	16	X	X	X
	Establishments with 5 to 9 employees	6	X	X	X
	Establishments with 10 to 19 employees	3	X	X	X
	Establishments with 20 to 49 employees	5	X	X	X
	Establishments with 50 to 99 employees	—	X	X	X
	Establishments with 100 to 249 employees	—	X	X	X
	Establishments with 250 to 499 employees	—	X	X	X
	Establishments with 500 to 999 employees	1	X	X	X
	Establishments with 1,000 employees or more	—	X	X	X
523991	Trust, fiduciary, and custody activities				
	All establishments	31	862	17 725	58 229
	Establishments with 1 to 4 employees	16	X	X	X
	Establishments with 5 to 9 employees	6	X	X	X
	Establishments with 10 to 19 employees	3	X	X	X
	Establishments with 20 to 49 employees	5	X	X	X
	Establishments with 50 to 99 employees	—	X	X	X
	Establishments with 100 to 249 employees	—	X	X	X
	Establishments with 250 to 499 employees	—	X	X	X
	Establishments with 500 to 999 employees	1	X	X	X
	Establishments with 1,000 employees or more	—	X	X	X
524	Insurance carriers and related activities				
	All establishments	134	h	D	D
	Establishments with 1 to 4 employees	75	X	X	X
	Establishments with 5 to 9 employees	21	X	X	X
	Establishments with 10 to 19 employees	16	X	X	X
	Establishments with 20 to 49 employees	10	X	X	X
	Establishments with 50 to 99 employees	4	X	X	X
	Establishments with 100 to 249 employees	4	X	X	X
	Establishments with 250 to 499 employees	2	X	X	X
	Establishments with 500 to 999 employees	1	X	X	X
	Establishments with 1,000 employees or more	1	X	X	X
5241	Insurance carriers				
	All establishments	17	g	D	D
	Establishments with 1 to 4 employees	4	X	X	X
	Establishments with 5 to 9 employees	3	X	X	X
	Establishments with 10 to 19 employees	2	X	X	X
	Establishments with 20 to 49 employees	2	X	X	X
	Establishments with 50 to 99 employees	1	X	X	X
	Establishments with 100 to 249 employees	2	X	X	X
	Establishments with 250 to 499 employees	2	X	X	X
	Establishments with 500 to 999 employees	1	X	X	X
	Establishments with 1,000 employees or more	—	X	X	X

See footnotes at end of table.

Table 5. Establishments, Employees, and Payroll by Industry and Employment Size of Establishments by County: 2004—Con.

[Excludes most government employees, railroad employees, and self-employed persons. Size class 1 to 4 employees includes establishments having payroll, but no employees, during mid-March pay period. For meaning of abbreviations and symbols, see introductory text. For explanation of terms, see Appendix A. For statement on reliability, see the note at the end of the table and Appendix C]

NAICS code	Geography, kind of business, and employment size class	Establishments (number)	Paid employees for pay period including March 12 (number)	First-quarter payroll (\$1,000)	Annual payroll (\$1,000)
52	HUDSON—Con.				
	Finance and insurance—Con.				
524	Insurance carriers and related activities—Con.				
5241	Insurance carriers—Con.				
52411	Direct life, health, and medical insurance carriers				
	All establishments	7	g	D	D
	Establishments with 1 to 4 employees	1	X	X	X
	Establishments with 5 to 9 employees	1	X	X	X
	Establishments with 10 to 19 employees	1	X	X	X
	Establishments with 20 to 49 employees	—	X	X	X
	Establishments with 50 to 99 employees	1	X	X	X
	Establishments with 100 to 249 employees	—	X	X	X
	Establishments with 250 to 499 employees	2	X	X	X
	Establishments with 500 to 999 employees	1	X	X	X
	Establishments with 1,000 employees or more	—	X	X	X
524113	Direct life insurance carriers				
	All establishments	4	g	D	D
	Establishments with 1 to 4 employees	—	X	X	X
	Establishments with 5 to 9 employees	1	X	X	X
	Establishments with 10 to 19 employees	—	X	X	X
	Establishments with 20 to 49 employees	—	X	X	X
	Establishments with 50 to 99 employees	1	X	X	X
	Establishments with 100 to 249 employees	—	X	X	X
	Establishments with 250 to 499 employees	1	X	X	X
	Establishments with 500 to 999 employees	1	X	X	X
	Establishments with 1,000 employees or more	—	X	X	X
524114	Direct health and medical insurance carriers				
	All establishments	3	e	D	D
	Establishments with 1 to 4 employees	1	X	X	X
	Establishments with 5 to 9 employees	—	X	X	X
	Establishments with 10 to 19 employees	1	X	X	X
	Establishments with 20 to 49 employees	—	X	X	X
	Establishments with 50 to 99 employees	—	X	X	X
	Establishments with 100 to 249 employees	—	X	X	X
	Establishments with 250 to 499 employees	1	X	X	X
	Establishments with 500 to 999 employees	—	X	X	X
	Establishments with 1,000 employees or more	—	X	X	X
52412	Direct insurance (except life, health, and medical) carriers				
	All establishments	10	e	D	D
	Establishments with 1 to 4 employees	3	X	X	X
	Establishments with 5 to 9 employees	2	X	X	X
	Establishments with 10 to 19 employees	1	X	X	X
	Establishments with 20 to 49 employees	2	X	X	X
	Establishments with 50 to 99 employees	—	X	X	X
	Establishments with 100 to 249 employees	2	X	X	X
	Establishments with 250 to 499 employees	—	X	X	X
	Establishments with 500 to 999 employees	—	X	X	X
	Establishments with 1,000 employees or more	—	X	X	X
524126	Direct property and casualty insurance carriers				
	All establishments	9	e	D	D
	Establishments with 1 to 4 employees	3	X	X	X
	Establishments with 5 to 9 employees	1	X	X	X
	Establishments with 10 to 19 employees	1	X	X	X
	Establishments with 20 to 49 employees	2	X	X	X
	Establishments with 50 to 99 employees	—	X	X	X
	Establishments with 100 to 249 employees	2	X	X	X
	Establishments with 250 to 499 employees	—	X	X	X
	Establishments with 500 to 999 employees	—	X	X	X
	Establishments with 1,000 employees or more	—	X	X	X
5242	Agencies, brokerages, and other insurance related activities				
	All establishments	117	2 476	52 022	208 061
	Establishments with 1 to 4 employees	71	X	X	X
	Establishments with 5 to 9 employees	18	X	X	X
	Establishments with 10 to 19 employees	14	X	X	X
	Establishments with 20 to 49 employees	8	X	X	X
	Establishments with 50 to 99 employees	3	X	X	X
	Establishments with 100 to 249 employees	2	X	X	X
	Establishments with 250 to 499 employees	—	X	X	X
	Establishments with 500 to 999 employees	—	X	X	X
	Establishments with 1,000 employees or more	1	X	X	X
52421	Insurance agencies and brokerages				
	All establishments	97	1 008	16 035	72 437
	Establishments with 1 to 4 employees	59	X	X	X
	Establishments with 5 to 9 employees	16	X	X	X
	Establishments with 10 to 19 employees	13	X	X	X
	Establishments with 20 to 49 employees	5	X	X	X
	Establishments with 50 to 99 employees	3	X	X	X
	Establishments with 100 to 249 employees	1	X	X	X
	Establishments with 250 to 499 employees	—	X	X	X
	Establishments with 500 to 999 employees	—	X	X	X
	Establishments with 1,000 employees or more	—	X	X	X

See footnotes at end of table.

Table 5. Establishments, Employees, and Payroll by Industry and Employment Size of Establishments by County: 2004—Con.

[Excludes most government employees, railroad employees, and self-employed persons. Size class 1 to 4 employees includes establishments having payroll, but no employees, during mid-March pay period. For meaning of abbreviations and symbols, see introductory text. For explanation of terms, see Appendix A. For statement on reliability, see the note at the end of the table and Appendix C]

NAICS code	Geography, kind of business, and employment size class	Establishments (number)	Paid employees for pay period including March 12 (number)	First-quarter payroll (\$1,000)	Annual payroll (\$1,000)
52	HUDSON—Con.				
	Finance and insurance—Con.				
524	Insurance carriers and related activities—Con.				
5242	Agencies, brokerages, and other insurance related activities—Con.				
52421	Insurance agencies and brokerages—Con.				
524210	Insurance agencies and brokerages				
	All establishments	97	1 008	16 035	72 437
	Establishments with 1 to 4 employees	59	X	X	X
	Establishments with 5 to 9 employees	16	X	X	X
	Establishments with 10 to 19 employees	13	X	X	X
	Establishments with 20 to 49 employees	5	X	X	X
	Establishments with 50 to 99 employees	3	X	X	X
	Establishments with 100 to 249 employees	1	X	X	X
	Establishments with 250 to 499 employees	—	X	X	X
	Establishments with 500 to 999 employees	—	X	X	X
	Establishments with 1,000 employees or more	—	X	X	X
52429	Other insurance related activities				
	All establishments	20	1 468	35 987	135 624
	Establishments with 1 to 4 employees	12	X	X	X
	Establishments with 5 to 9 employees	2	X	X	X
	Establishments with 10 to 19 employees	1	X	X	X
	Establishments with 20 to 49 employees	3	X	X	X
	Establishments with 50 to 99 employees	—	X	X	X
	Establishments with 100 to 249 employees	1	X	X	X
	Establishments with 250 to 499 employees	—	X	X	X
	Establishments with 500 to 999 employees	—	X	X	X
	Establishments with 1,000 employees or more	1	X	X	X
524291	Claims adjusting				
	All establishments	9	c	D	D
	Establishments with 1 to 4 employees	6	X	X	X
	Establishments with 5 to 9 employees	—	X	X	X
	Establishments with 10 to 19 employees	1	X	X	X
	Establishments with 20 to 49 employees	1	X	X	X
	Establishments with 50 to 99 employees	—	X	X	X
	Establishments with 100 to 249 employees	1	X	X	X
	Establishments with 250 to 499 employees	—	X	X	X
	Establishments with 500 to 999 employees	—	X	X	X
	Establishments with 1,000 employees or more	—	X	X	X
524298	All other insurance related activities				
	All establishments	5	g	D	D
	Establishments with 1 to 4 employees	3	X	X	X
	Establishments with 5 to 9 employees	—	X	X	X
	Establishments with 10 to 19 employees	—	X	X	X
	Establishments with 20 to 49 employees	1	X	X	X
	Establishments with 50 to 99 employees	—	X	X	X
	Establishments with 100 to 249 employees	—	X	X	X
	Establishments with 250 to 499 employees	—	X	X	X
	Establishments with 500 to 999 employees	—	X	X	X
	Establishments with 1,000 employees or more	1	X	X	X
53	Real estate and rental and leasing				
	All establishments	690	4 170	44 465	163 636
	Establishments with 1 to 4 employees	493	X	X	X
	Establishments with 5 to 9 employees	100	X	X	X
	Establishments with 10 to 19 employees	59	X	X	X
	Establishments with 20 to 49 employees	28	X	X	X
	Establishments with 50 to 99 employees	5	X	X	X
	Establishments with 100 to 249 employees	5	X	X	X
	Establishments with 250 to 499 employees	—	X	X	X
	Establishments with 500 to 999 employees	—	X	X	X
	Establishments with 1,000 employees or more	—	X	X	X
531	Real estate				
	All establishments	602	3 408	37 200	135 371
	Establishments with 1 to 4 employees	448	X	X	X
	Establishments with 5 to 9 employees	79	X	X	X
	Establishments with 10 to 19 employees	43	X	X	X
	Establishments with 20 to 49 employees	24	X	X	X
	Establishments with 50 to 99 employees	3	X	X	X
	Establishments with 100 to 249 employees	5	X	X	X
	Establishments with 250 to 499 employees	—	X	X	X
	Establishments with 500 to 999 employees	—	X	X	X
	Establishments with 1,000 employees or more	—	X	X	X
5311	Lessors of real estate				
	All establishments	329	1 930	25 862	81 921
	Establishments with 1 to 4 employees	246	X	X	X
	Establishments with 5 to 9 employees	40	X	X	X
	Establishments with 10 to 19 employees	26	X	X	X
	Establishments with 20 to 49 employees	12	X	X	X
	Establishments with 50 to 99 employees	1	X	X	X
	Establishments with 100 to 249 employees	4	X	X	X
	Establishments with 250 to 499 employees	—	X	X	X
	Establishments with 500 to 999 employees	—	X	X	X
	Establishments with 1,000 employees or more	—	X	X	X

See footnotes at end of table.

Table 5. Establishments, Employees, and Payroll by Industry and Employment Size of Establishments by County: 2004—Con.

[Excludes most government employees, railroad employees, and self-employed persons. Size class 1 to 4 employees includes establishments having payroll, but no employees, during mid-March pay period. For meaning of abbreviations and symbols, see introductory text. For explanation of terms, see Appendix A. For statement on reliability, see the note at the end of the table and Appendix C]

NAICS code	Geography, kind of business, and employment size class	Establishments (number)	Paid employees for pay period including March 12 (number)	First-quarter payroll (\$1,000)	Annual payroll (\$1,000)
53	HUDSON—Con.				
	Real estate and rental and leasing—Con.				
531	Real estate—Con.				
5311	Lessors of real estate—Con.				
53111	Lessors of residential buildings and dwellings				
	All establishments	222	1 099	7 259	29 424
	Establishments with 1 to 4 employees	168	X	X	X
	Establishments with 5 to 9 employees	22	X	X	X
	Establishments with 10 to 19 employees	19	X	X	X
	Establishments with 20 to 49 employees	11	X	X	X
	Establishments with 50 to 99 employees	1	X	X	X
	Establishments with 100 to 249 employees	1	X	X	X
	Establishments with 250 to 499 employees	—	X	X	X
	Establishments with 500 to 999 employees	—	X	X	X
	Establishments with 1,000 employees or more	—	X	X	X
531110	Lessors of residential buildings and dwellings				
	All establishments	222	1 099	7 259	29 424
	Establishments with 1 to 4 employees	168	X	X	X
	Establishments with 5 to 9 employees	22	X	X	X
	Establishments with 10 to 19 employees	19	X	X	X
	Establishments with 20 to 49 employees	11	X	X	X
	Establishments with 50 to 99 employees	1	X	X	X
	Establishments with 100 to 249 employees	1	X	X	X
	Establishments with 250 to 499 employees	—	X	X	X
	Establishments with 500 to 999 employees	—	X	X	X
	Establishments with 1,000 employees or more	—	X	X	X
53112	Lessors of nonresidential buildings (except miniwarehouses)				
	All establishments	83	746	18 121	50 397
	Establishments with 1 to 4 employees	61	X	X	X
	Establishments with 5 to 9 employees	13	X	X	X
	Establishments with 10 to 19 employees	5	X	X	X
	Establishments with 20 to 49 employees	1	X	X	X
	Establishments with 50 to 99 employees	—	X	X	X
	Establishments with 100 to 249 employees	3	X	X	X
	Establishments with 250 to 499 employees	—	X	X	X
	Establishments with 500 to 999 employees	—	X	X	X
	Establishments with 1,000 employees or more	—	X	X	X
531120	Lessors of nonresidential buildings (except miniwarehouses)				
	All establishments	83	746	18 121	50 397
	Establishments with 1 to 4 employees	61	X	X	X
	Establishments with 5 to 9 employees	13	X	X	X
	Establishments with 10 to 19 employees	5	X	X	X
	Establishments with 20 to 49 employees	1	X	X	X
	Establishments with 50 to 99 employees	—	X	X	X
	Establishments with 100 to 249 employees	3	X	X	X
	Establishments with 250 to 499 employees	—	X	X	X
	Establishments with 500 to 999 employees	—	X	X	X
	Establishments with 1,000 employees or more	—	X	X	X
5312	Offices of real estate agents and brokers				
	All establishments	139	645	4 147	19 074
	Establishments with 1 to 4 employees	111	X	X	X
	Establishments with 5 to 9 employees	19	X	X	X
	Establishments with 10 to 19 employees	5	X	X	X
	Establishments with 20 to 49 employees	3	X	X	X
	Establishments with 50 to 99 employees	—	X	X	X
	Establishments with 100 to 249 employees	1	X	X	X
	Establishments with 250 to 499 employees	—	X	X	X
	Establishments with 500 to 999 employees	—	X	X	X
	Establishments with 1,000 employees or more	—	X	X	X
53121	Offices of real estate agents and brokers				
	All establishments	139	645	4 147	19 074
	Establishments with 1 to 4 employees	111	X	X	X
	Establishments with 5 to 9 employees	19	X	X	X
	Establishments with 10 to 19 employees	5	X	X	X
	Establishments with 20 to 49 employees	3	X	X	X
	Establishments with 50 to 99 employees	—	X	X	X
	Establishments with 100 to 249 employees	1	X	X	X
	Establishments with 250 to 499 employees	—	X	X	X
	Establishments with 500 to 999 employees	—	X	X	X
	Establishments with 1,000 employees or more	—	X	X	X
531210	Offices of real estate agents and brokers				
	All establishments	139	645	4 147	19 074
	Establishments with 1 to 4 employees	111	X	X	X
	Establishments with 5 to 9 employees	19	X	X	X
	Establishments with 10 to 19 employees	5	X	X	X
	Establishments with 20 to 49 employees	3	X	X	X
	Establishments with 50 to 99 employees	—	X	X	X
	Establishments with 100 to 249 employees	1	X	X	X
	Establishments with 250 to 499 employees	—	X	X	X
	Establishments with 500 to 999 employees	—	X	X	X
	Establishments with 1,000 employees or more	—	X	X	X

See footnotes at end of table.

Table 5. Establishments, Employees, and Payroll by Industry and Employment Size of Establishments by County: 2004—Con.

[Excludes most government employees, railroad employees, and self-employed persons. Size class 1 to 4 employees includes establishments having payroll, but no employees, during mid-March pay period. For meaning of abbreviations and symbols, see introductory text. For explanation of terms, see Appendix A. For statement on reliability, see the note at the end of the table and Appendix C]

NAICS code	Geography, kind of business, and employment size class	Establishments (number)	Paid employees for pay period including March 12 (number)	First-quarter payroll (\$1,000)	Annual payroll (\$1,000)
	HUDSON—Con.				
53	Real estate and rental and leasing—Con.				
531	Real estate—Con.				
5313	Activities related to real estate				
	All establishments	134	833	7 191	34 376
	Establishments with 1 to 4 employees	91	X	X	X
	Establishments with 5 to 9 employees	20	X	X	X
	Establishments with 10 to 19 employees	12	X	X	X
	Establishments with 20 to 49 employees	9	X	X	X
	Establishments with 50 to 99 employees	2	X	X	X
	Establishments with 100 to 249 employees	—	X	X	X
	Establishments with 250 to 499 employees	—	X	X	X
	Establishments with 500 to 999 employees	—	X	X	X
	Establishments with 1,000 employees or more	—	X	X	X
53131	Real estate property managers				
	All establishments	100	731	6 090	28 124
	Establishments with 1 to 4 employees	61	X	X	X
	Establishments with 5 to 9 employees	20	X	X	X
	Establishments with 10 to 19 employees	9	X	X	X
	Establishments with 20 to 49 employees	8	X	X	X
	Establishments with 50 to 99 employees	2	X	X	X
	Establishments with 100 to 249 employees	—	X	X	X
	Establishments with 250 to 499 employees	—	X	X	X
	Establishments with 500 to 999 employees	—	X	X	X
	Establishments with 1,000 employees or more	—	X	X	X
531311	Residential property managers				
	All establishments	80	591	4 415	20 316
	Establishments with 1 to 4 employees	47	X	X	X
	Establishments with 5 to 9 employees	18	X	X	X
	Establishments with 10 to 19 employees	8	X	X	X
	Establishments with 20 to 49 employees	5	X	X	X
	Establishments with 50 to 99 employees	2	X	X	X
	Establishments with 100 to 249 employees	—	X	X	X
	Establishments with 250 to 499 employees	—	X	X	X
	Establishments with 500 to 999 employees	—	X	X	X
	Establishments with 1,000 employees or more	—	X	X	X
531312	Nonresidential property managers				
	All establishments	20	140	1 675	7 808
	Establishments with 1 to 4 employees	14	X	X	X
	Establishments with 5 to 9 employees	2	X	X	X
	Establishments with 10 to 19 employees	1	X	X	X
	Establishments with 20 to 49 employees	3	X	X	X
	Establishments with 50 to 99 employees	—	X	X	X
	Establishments with 100 to 249 employees	—	X	X	X
	Establishments with 250 to 499 employees	—	X	X	X
	Establishments with 500 to 999 employees	—	X	X	X
	Establishments with 1,000 employees or more	—	X	X	X
532	Rental and leasing services				
	All establishments	85	f	D	D
	Establishments with 1 to 4 employees	43	X	X	X
	Establishments with 5 to 9 employees	21	X	X	X
	Establishments with 10 to 19 employees	15	X	X	X
	Establishments with 20 to 49 employees	4	X	X	X
	Establishments with 50 to 99 employees	2	X	X	X
	Establishments with 100 to 249 employees	—	X	X	X
	Establishments with 250 to 499 employees	—	X	X	X
	Establishments with 500 to 999 employees	—	X	X	X
	Establishments with 1,000 employees or more	—	X	X	X
5321	Automotive equipment rental and leasing				
	All establishments	25	265	2 458	10 526
	Establishments with 1 to 4 employees	14	X	X	X
	Establishments with 5 to 9 employees	3	X	X	X
	Establishments with 10 to 19 employees	5	X	X	X
	Establishments with 20 to 49 employees	2	X	X	X
	Establishments with 50 to 99 employees	1	X	X	X
	Establishments with 100 to 249 employees	—	X	X	X
	Establishments with 250 to 499 employees	—	X	X	X
	Establishments with 500 to 999 employees	—	X	X	X
	Establishments with 1,000 employees or more	—	X	X	X
53212	Truck, utility trailer, and RV (recreational vehicle) rental and leasing				
	All establishments	15	231	2 309	9 779
	Establishments with 1 to 4 employees	6	X	X	X
	Establishments with 5 to 9 employees	2	X	X	X
	Establishments with 10 to 19 employees	4	X	X	X
	Establishments with 20 to 49 employees	2	X	X	X
	Establishments with 50 to 99 employees	1	X	X	X
	Establishments with 100 to 249 employees	—	X	X	X
	Establishments with 250 to 499 employees	—	X	X	X
	Establishments with 500 to 999 employees	—	X	X	X
	Establishments with 1,000 employees or more	—	X	X	X

See footnotes at end of table.

Table 5. Establishments, Employees, and Payroll by Industry and Employment Size of Establishments by County: 2004—Con.

[Excludes most government employees, railroad employees, and self-employed persons. Size class 1 to 4 employees includes establishments having payroll, but no employees, during mid-March pay period. For meaning of abbreviations and symbols, see introductory text. For explanation of terms, see Appendix A. For statement on reliability, see the note at the end of the table and Appendix C]

NAICS code	Geography, kind of business, and employment size class	Establishments (number)	Paid employees for pay period including March 12 (number)	First-quarter payroll (\$1,000)	Annual payroll (\$1,000)
	HUDSON—Con.				
53	Real estate and rental and leasing—Con.				
532	Rental and leasing services—Con.				
5321	Automotive equipment rental and leasing—Con.				
53212	Truck, utility trailer, and RV (recreational vehicle) rental and leasing—Con.				
532120	Truck, utility trailer, and RV (recreational vehicle) rental and leasing				
	All establishments	15	231	2 309	9 779
	Establishments with 1 to 4 employees	6	X	X	X
	Establishments with 5 to 9 employees	2	X	X	X
	Establishments with 10 to 19 employees	4	X	X	X
	Establishments with 20 to 49 employees	2	X	X	X
	Establishments with 50 to 99 employees	1	X	X	X
	Establishments with 100 to 249 employees	—	X	X	X
	Establishments with 250 to 499 employees	—	X	X	X
	Establishments with 500 to 999 employees	—	X	X	X
	Establishments with 1,000 employees or more	—	X	X	X
5322	Consumer goods rental				
	All establishments	45	e	D	D
	Establishments with 1 to 4 employees	24	X	X	X
	Establishments with 5 to 9 employees	12	X	X	X
	Establishments with 10 to 19 employees	8	X	X	X
	Establishments with 20 to 49 employees	1	X	X	X
	Establishments with 50 to 99 employees	—	X	X	X
	Establishments with 100 to 249 employees	—	X	X	X
	Establishments with 250 to 499 employees	—	X	X	X
	Establishments with 500 to 999 employees	—	X	X	X
	Establishments with 1,000 employees or more	—	X	X	X
53223	Video tape and disc rental				
	All establishments	30	145	509	1 949
	Establishments with 1 to 4 employees	20	X	X	X
	Establishments with 5 to 9 employees	4	X	X	X
	Establishments with 10 to 19 employees	6	X	X	X
	Establishments with 20 to 49 employees	—	X	X	X
	Establishments with 50 to 99 employees	—	X	X	X
	Establishments with 100 to 249 employees	—	X	X	X
	Establishments with 250 to 499 employees	—	X	X	X
	Establishments with 500 to 999 employees	—	X	X	X
	Establishments with 1,000 employees or more	—	X	X	X
532230	Video tape and disc rental				
	All establishments	30	145	509	1 949
	Establishments with 1 to 4 employees	20	X	X	X
	Establishments with 5 to 9 employees	4	X	X	X
	Establishments with 10 to 19 employees	6	X	X	X
	Establishments with 20 to 49 employees	—	X	X	X
	Establishments with 50 to 99 employees	—	X	X	X
	Establishments with 100 to 249 employees	—	X	X	X
	Establishments with 250 to 499 employees	—	X	X	X
	Establishments with 500 to 999 employees	—	X	X	X
	Establishments with 1,000 employees or more	—	X	X	X
5324	Commercial and industrial machinery and equipment rental and leasing				
	All establishments	11	186	1 835	8 079
	Establishments with 1 to 4 employees	5	X	X	X
	Establishments with 5 to 9 employees	3	X	X	X
	Establishments with 10 to 19 employees	1	X	X	X
	Establishments with 20 to 49 employees	1	X	X	X
	Establishments with 50 to 99 employees	1	X	X	X
	Establishments with 100 to 249 employees	—	X	X	X
	Establishments with 250 to 499 employees	—	X	X	X
	Establishments with 500 to 999 employees	—	X	X	X
	Establishments with 1,000 employees or more	—	X	X	X
53249	Other commercial and industrial machinery and equipment rental and leasing				
	All establishments	7	126	1 450	6 373
	Establishments with 1 to 4 employees	3	X	X	X
	Establishments with 5 to 9 employees	3	X	X	X
	Establishments with 10 to 19 employees	—	X	X	X
	Establishments with 20 to 49 employees	—	X	X	X
	Establishments with 50 to 99 employees	1	X	X	X
	Establishments with 100 to 249 employees	—	X	X	X
	Establishments with 250 to 499 employees	—	X	X	X
	Establishments with 500 to 999 employees	—	X	X	X
	Establishments with 1,000 employees or more	—	X	X	X

See footnotes at end of table.

Table 5. Establishments, Employees, and Payroll by Industry and Employment Size of Establishments by County: 2004—Con.

[Excludes most government employees, railroad employees, and self-employed persons. Size class 1 to 4 employees includes establishments having payroll, but no employees, during mid-March pay period. For meaning of abbreviations and symbols, see introductory text. For explanation of terms, see Appendix A. For statement on reliability, see the note at the end of the table and Appendix C]

NAICS code	Geography, kind of business, and employment size class	Establishments (number)	Paid employees for pay period including March 12 (number)	First-quarter payroll (\$1,000)	Annual payroll (\$1,000)
	HUDSON—Con.				
53	Real estate and rental and leasing—Con.				
532	Rental and leasing services—Con.				
5324	Commercial and industrial machinery and equipment rental and leasing—Con.				
53249	Other commercial and industrial machinery and equipment rental and leasing—Con.				
532490	Other commercial and industrial machinery and equipment rental and leasing				
	All establishments	7	126	1 450	6 373
	Establishments with 1 to 4 employees	3	X	X	X
	Establishments with 5 to 9 employees	3	X	X	X
	Establishments with 10 to 19 employees	—	X	X	X
	Establishments with 20 to 49 employees	—	X	X	X
	Establishments with 50 to 99 employees	1	X	X	X
	Establishments with 100 to 249 employees	—	X	X	X
	Establishments with 250 to 499 employees	—	X	X	X
	Establishments with 500 to 999 employees	—	X	X	X
	Establishments with 1,000 employees or more	—	X	X	X
54	Professional, scientific, and technical services				
	All establishments	1 248	8 870	155 445	526 286
	Establishments with 1 to 4 employees	939	X	X	X
	Establishments with 5 to 9 employees	166	X	X	X
	Establishments with 10 to 19 employees	66	X	X	X
	Establishments with 20 to 49 employees	50	X	X	X
	Establishments with 50 to 99 employees	17	X	X	X
	Establishments with 100 to 249 employees	4	X	X	X
	Establishments with 250 to 499 employees	5	X	X	X
	Establishments with 500 to 999 employees	1	X	X	X
	Establishments with 1,000 employees or more	—	X	X	X
541	Professional, scientific, and technical services				
	All establishments	1 248	8 870	155 445	526 286
	Establishments with 1 to 4 employees	939	X	X	X
	Establishments with 5 to 9 employees	166	X	X	X
	Establishments with 10 to 19 employees	66	X	X	X
	Establishments with 20 to 49 employees	50	X	X	X
	Establishments with 50 to 99 employees	17	X	X	X
	Establishments with 100 to 249 employees	4	X	X	X
	Establishments with 250 to 499 employees	5	X	X	X
	Establishments with 500 to 999 employees	1	X	X	X
	Establishments with 1,000 employees or more	—	X	X	X
5411	Legal services				
	All establishments	285	1 165	12 266	53 315
	Establishments with 1 to 4 employees	214	X	X	X
	Establishments with 5 to 9 employees	53	X	X	X
	Establishments with 10 to 19 employees	12	X	X	X
	Establishments with 20 to 49 employees	3	X	X	X
	Establishments with 50 to 99 employees	3	X	X	X
	Establishments with 100 to 249 employees	—	X	X	X
	Establishments with 250 to 499 employees	—	X	X	X
	Establishments with 500 to 999 employees	—	X	X	X
	Establishments with 1,000 employees or more	—	X	X	X
54111	Offices of lawyers				
	All establishments	278	1 152	12 101	52 527
	Establishments with 1 to 4 employees	208	X	X	X
	Establishments with 5 to 9 employees	52	X	X	X
	Establishments with 10 to 19 employees	12	X	X	X
	Establishments with 20 to 49 employees	3	X	X	X
	Establishments with 50 to 99 employees	3	X	X	X
	Establishments with 100 to 249 employees	—	X	X	X
	Establishments with 250 to 499 employees	—	X	X	X
	Establishments with 500 to 999 employees	—	X	X	X
	Establishments with 1,000 employees or more	—	X	X	X
541110	Offices of lawyers				
	All establishments	278	1 152	12 101	52 527
	Establishments with 1 to 4 employees	208	X	X	X
	Establishments with 5 to 9 employees	52	X	X	X
	Establishments with 10 to 19 employees	12	X	X	X
	Establishments with 20 to 49 employees	3	X	X	X
	Establishments with 50 to 99 employees	3	X	X	X
	Establishments with 100 to 249 employees	—	X	X	X
	Establishments with 250 to 499 employees	—	X	X	X
	Establishments with 500 to 999 employees	—	X	X	X
	Establishments with 1,000 employees or more	—	X	X	X
5412	Accounting, tax preparation, bookkeeping, and payroll services				

See footnotes at end of table.

Table 5. Establishments, Employees, and Payroll by Industry and Employment Size of Establishments by County: 2004—Con.

[Excludes most government employees, railroad employees, and self-employed persons. Size class 1 to 4 employees includes establishments having payroll, but no employees, during mid-March pay period. For meaning of abbreviations and symbols, see introductory text. For explanation of terms, see Appendix A. For statement on reliability, see the note at the end of the table and Appendix C]

NAICS code	Geography, kind of business, and employment size class	Establishments (number)	Paid employees for pay period including March 12 (number)	First-quarter payroll (\$1,000)	Annual payroll (\$1,000)
	HUDSON—Con.				
54	Professional, scientific, and technical services—Con.				
541	Professional, scientific, and technical services—Con.				
5412	Accounting, tax preparation, bookkeeping, and payroll services—Con.				
	All establishments	155	2 167	38 672	76 270
	Establishments with 1 to 4 employees	112	X	X	X
	Establishments with 5 to 9 employees	16	X	X	X
	Establishments with 10 to 19 employees	12	X	X	X
	Establishments with 20 to 49 employees	9	X	X	X
	Establishments with 50 to 99 employees	2	X	X	X
	Establishments with 100 to 249 employees	2	X	X	X
	Establishments with 250 to 499 employees	1	X	X	X
	Establishments with 500 to 999 employees	1	X	X	X
	Establishments with 1,000 employees or more	—	X	X	X
54121	Accounting, tax preparation, bookkeeping, and payroll services				
	All establishments	155	2 167	38 672	76 270
	Establishments with 1 to 4 employees	112	X	X	X
	Establishments with 5 to 9 employees	16	X	X	X
	Establishments with 10 to 19 employees	12	X	X	X
	Establishments with 20 to 49 employees	9	X	X	X
	Establishments with 50 to 99 employees	2	X	X	X
	Establishments with 100 to 249 employees	2	X	X	X
	Establishments with 250 to 499 employees	1	X	X	X
	Establishments with 500 to 999 employees	1	X	X	X
	Establishments with 1,000 employees or more	—	X	X	X
541211	Offices of certified public accountants				
	All establishments	48	223	3 038	14 740
	Establishments with 1 to 4 employees	43	X	X	X
	Establishments with 5 to 9 employees	4	X	X	X
	Establishments with 10 to 19 employees	—	X	X	X
	Establishments with 20 to 49 employees	—	X	X	X
	Establishments with 50 to 99 employees	—	X	X	X
	Establishments with 100 to 249 employees	1	X	X	X
	Establishments with 250 to 499 employees	—	X	X	X
	Establishments with 500 to 999 employees	—	X	X	X
	Establishments with 1,000 employees or more	—	X	X	X
541213	Tax preparation services				
	All establishments	35	268	964	2 827
	Establishments with 1 to 4 employees	20	X	X	X
	Establishments with 5 to 9 employees	3	X	X	X
	Establishments with 10 to 19 employees	7	X	X	X
	Establishments with 20 to 49 employees	5	X	X	X
	Establishments with 50 to 99 employees	—	X	X	X
	Establishments with 100 to 249 employees	—	X	X	X
	Establishments with 250 to 499 employees	—	X	X	X
	Establishments with 500 to 999 employees	—	X	X	X
	Establishments with 1,000 employees or more	—	X	X	X
541214	Payroll services				
	All establishments	13	1 423	32 695	50 637
	Establishments with 1 to 4 employees	4	X	X	X
	Establishments with 5 to 9 employees	2	X	X	X
	Establishments with 10 to 19 employees	—	X	X	X
	Establishments with 20 to 49 employees	2	X	X	X
	Establishments with 50 to 99 employees	2	X	X	X
	Establishments with 100 to 249 employees	1	X	X	X
	Establishments with 250 to 499 employees	1	X	X	X
	Establishments with 500 to 999 employees	1	X	X	X
	Establishments with 1,000 employees or more	—	X	X	X
541219	Other accounting services				
	All establishments	59	253	1 975	8 066
	Establishments with 1 to 4 employees	45	X	X	X
	Establishments with 5 to 9 employees	7	X	X	X
	Establishments with 10 to 19 employees	5	X	X	X
	Establishments with 20 to 49 employees	2	X	X	X
	Establishments with 50 to 99 employees	—	X	X	X
	Establishments with 100 to 249 employees	—	X	X	X
	Establishments with 250 to 499 employees	—	X	X	X
	Establishments with 500 to 999 employees	—	X	X	X
	Establishments with 1,000 employees or more	—	X	X	X
5413	Architectural, engineering, and related services				
	All establishments	84	563	6 780	30 342
	Establishments with 1 to 4 employees	56	X	X	X
	Establishments with 5 to 9 employees	12	X	X	X
	Establishments with 10 to 19 employees	10	X	X	X
	Establishments with 20 to 49 employees	3	X	X	X
	Establishments with 50 to 99 employees	3	X	X	X
	Establishments with 100 to 249 employees	—	X	X	X
	Establishments with 250 to 499 employees	—	X	X	X
	Establishments with 500 to 999 employees	—	X	X	X
	Establishments with 1,000 employees or more	—	X	X	X

See footnotes at end of table.

Table 5. Establishments, Employees, and Payroll by Industry and Employment Size of Establishments by County: 2004—Con.

[Excludes most government employees, railroad employees, and self-employed persons. Size class 1 to 4 employees includes establishments having payroll, but no employees, during mid-March pay period. For meaning of abbreviations and symbols, see introductory text. For explanation of terms, see Appendix A. For statement on reliability, see the note at the end of the table and Appendix C]

NAICS code	Geography, kind of business, and employment size class	Establishments (number)	Paid employees for pay period including March 12 (number)	First-quarter payroll (\$1,000)	Annual payroll (\$1,000)
	HUDSON—Con.				
54	Professional, scientific, and technical services—Con.				
541	Professional, scientific, and technical services—Con.				
5413	Architectural, engineering, and related services—Con.				
54133	Engineering services				
	All establishments	41	321	4 434	18 798
	Establishments with 1 to 4 employees	27	X	X	X
	Establishments with 5 to 9 employees	6	X	X	X
	Establishments with 10 to 19 employees	3	X	X	X
	Establishments with 20 to 49 employees	3	X	X	X
	Establishments with 50 to 99 employees	2	X	X	X
	Establishments with 100 to 249 employees	—	X	X	X
	Establishments with 250 to 499 employees	—	X	X	X
	Establishments with 500 to 999 employees	—	X	X	X
	Establishments with 1,000 employees or more	—	X	X	X
541330	Engineering services				
	All establishments	41	321	4 434	18 798
	Establishments with 1 to 4 employees	27	X	X	X
	Establishments with 5 to 9 employees	6	X	X	X
	Establishments with 10 to 19 employees	3	X	X	X
	Establishments with 20 to 49 employees	3	X	X	X
	Establishments with 50 to 99 employees	2	X	X	X
	Establishments with 100 to 249 employees	—	X	X	X
	Establishments with 250 to 499 employees	—	X	X	X
	Establishments with 500 to 999 employees	—	X	X	X
	Establishments with 1,000 employees or more	—	X	X	X
5414	Specialized design services				
	All establishments	55	c	D	D
	Establishments with 1 to 4 employees	49	X	X	X
	Establishments with 5 to 9 employees	5	X	X	X
	Establishments with 10 to 19 employees	1	X	X	X
	Establishments with 20 to 49 employees	—	X	X	X
	Establishments with 50 to 99 employees	—	X	X	X
	Establishments with 100 to 249 employees	—	X	X	X
	Establishments with 250 to 499 employees	—	X	X	X
	Establishments with 500 to 999 employees	—	X	X	X
	Establishments with 1,000 employees or more	—	X	X	X
5415	Computer systems design and related services				
	All establishments	370	1 952	33 265	142 744
	Establishments with 1 to 4 employees	299	X	X	X
	Establishments with 5 to 9 employees	30	X	X	X
	Establishments with 10 to 19 employees	17	X	X	X
	Establishments with 20 to 49 employees	17	X	X	X
	Establishments with 50 to 99 employees	5	X	X	X
	Establishments with 100 to 249 employees	2	X	X	X
	Establishments with 250 to 499 employees	—	X	X	X
	Establishments with 500 to 999 employees	—	X	X	X
	Establishments with 1,000 employees or more	—	X	X	X
54151	Computer systems design and related services				
	All establishments	370	1 952	33 265	142 744
	Establishments with 1 to 4 employees	299	X	X	X
	Establishments with 5 to 9 employees	30	X	X	X
	Establishments with 10 to 19 employees	17	X	X	X
	Establishments with 20 to 49 employees	17	X	X	X
	Establishments with 50 to 99 employees	5	X	X	X
	Establishments with 100 to 249 employees	2	X	X	X
	Establishments with 250 to 499 employees	—	X	X	X
	Establishments with 500 to 999 employees	—	X	X	X
	Establishments with 1,000 employees or more	—	X	X	X
541511	Custom computer programming services				
	All establishments	174	949	16 659	67 365
	Establishments with 1 to 4 employees	142	X	X	X
	Establishments with 5 to 9 employees	10	X	X	X
	Establishments with 10 to 19 employees	10	X	X	X
	Establishments with 20 to 49 employees	9	X	X	X
	Establishments with 50 to 99 employees	2	X	X	X
	Establishments with 100 to 249 employees	1	X	X	X
	Establishments with 250 to 499 employees	—	X	X	X
	Establishments with 500 to 999 employees	—	X	X	X
	Establishments with 1,000 employees or more	—	X	X	X
541512	Computer systems design services				
	All establishments	114	647	9 680	48 100
	Establishments with 1 to 4 employees	90	X	X	X
	Establishments with 5 to 9 employees	10	X	X	X
	Establishments with 10 to 19 employees	5	X	X	X
	Establishments with 20 to 49 employees	8	X	X	X
	Establishments with 50 to 99 employees	—	X	X	X
	Establishments with 100 to 249 employees	1	X	X	X
	Establishments with 250 to 499 employees	—	X	X	X
	Establishments with 500 to 999 employees	—	X	X	X
	Establishments with 1,000 employees or more	—	X	X	X

See footnotes at end of table.

Table 5. Establishments, Employees, and Payroll by Industry and Employment Size of Establishments by County: 2004—Con.

[Excludes most government employees, railroad employees, and self-employed persons. Size class 1 to 4 employees includes establishments having payroll, but no employees, during mid-March pay period. For meaning of abbreviations and symbols, see introductory text. For explanation of terms, see Appendix A. For statement on reliability, see the note at the end of the table and Appendix C]

NAICS code	Geography, kind of business, and employment size class	Establishments (number)	Paid employees for pay period including March 12 (number)	First-quarter payroll (\$1,000)	Annual payroll (\$1,000)
54	HUDSON—Con.				
	Professional, scientific, and technical services—Con.				
541	Professional, scientific, and technical services—Con.				
5415	Computer systems design and related services—Con.				
54151	Computer systems design and related services—Con.				
541519	Other computer related services				
	All establishments	71	328	6 703	25 180
	Establishments with 1 to 4 employees	59	X	X	X
	Establishments with 5 to 9 employees	7	X	X	X
	Establishments with 10 to 19 employees	2	X	X	X
	Establishments with 20 to 49 employees	—	X	X	X
	Establishments with 50 to 99 employees	3	X	X	X
	Establishments with 100 to 249 employees	—	X	X	X
	Establishments with 250 to 499 employees	—	X	X	X
	Establishments with 500 to 999 employees	—	X	X	X
	Establishments with 1,000 employees or more	—	X	X	X
5416	Management, scientific, and technical consulting services				
	All establishments	176	1 868	54 114	175 619
	Establishments with 1 to 4 employees	130	X	X	X
	Establishments with 5 to 9 employees	23	X	X	X
	Establishments with 10 to 19 employees	5	X	X	X
	Establishments with 20 to 49 employees	12	X	X	X
	Establishments with 50 to 99 employees	3	X	X	X
	Establishments with 100 to 249 employees	—	X	X	X
	Establishments with 250 to 499 employees	3	X	X	X
	Establishments with 500 to 999 employees	—	X	X	X
	Establishments with 1,000 employees or more	—	X	X	X
54161	Management consulting services				
	All establishments	149	1 813	53 493	168 575
	Establishments with 1 to 4 employees	108	X	X	X
	Establishments with 5 to 9 employees	19	X	X	X
	Establishments with 10 to 19 employees	4	X	X	X
	Establishments with 20 to 49 employees	12	X	X	X
	Establishments with 50 to 99 employees	3	X	X	X
	Establishments with 100 to 249 employees	—	X	X	X
	Establishments with 250 to 499 employees	3	X	X	X
	Establishments with 500 to 999 employees	—	X	X	X
	Establishments with 1,000 employees or more	—	X	X	X
541611	Administrative management and general management consulting services				
	All establishments	66	623	19 044	60 587
	Establishments with 1 to 4 employees	47	X	X	X
	Establishments with 5 to 9 employees	10	X	X	X
	Establishments with 10 to 19 employees	2	X	X	X
	Establishments with 20 to 49 employees	6	X	X	X
	Establishments with 50 to 99 employees	—	X	X	X
	Establishments with 100 to 249 employees	—	X	X	X
	Establishments with 250 to 499 employees	1	X	X	X
	Establishments with 500 to 999 employees	—	X	X	X
	Establishments with 1,000 employees or more	—	X	X	X
541612	Human resources and executive search consulting services				
	All establishments	27	862	30 015	89 876
	Establishments with 1 to 4 employees	19	X	X	X
	Establishments with 5 to 9 employees	3	X	X	X
	Establishments with 10 to 19 employees	1	X	X	X
	Establishments with 20 to 49 employees	—	X	X	X
	Establishments with 50 to 99 employees	2	X	X	X
	Establishments with 100 to 249 employees	—	X	X	X
	Establishments with 250 to 499 employees	2	X	X	X
	Establishments with 500 to 999 employees	—	X	X	X
	Establishments with 1,000 employees or more	—	X	X	X
541614	Process, physical distribution, and logistics consulting services				
	All establishments	18	191	2 568	10 143
	Establishments with 1 to 4 employees	10	X	X	X
	Establishments with 5 to 9 employees	3	X	X	X
	Establishments with 10 to 19 employees	1	X	X	X
	Establishments with 20 to 49 employees	3	X	X	X
	Establishments with 50 to 99 employees	1	X	X	X
	Establishments with 100 to 249 employees	—	X	X	X
	Establishments with 250 to 499 employees	—	X	X	X
	Establishments with 500 to 999 employees	—	X	X	X
	Establishments with 1,000 employees or more	—	X	X	X
5418	Advertising and related services				
	All establishments	41	699	6 988	30 594
	Establishments with 1 to 4 employees	23	X	X	X
	Establishments with 5 to 9 employees	12	X	X	X
	Establishments with 10 to 19 employees	2	X	X	X
	Establishments with 20 to 49 employees	2	X	X	X
	Establishments with 50 to 99 employees	1	X	X	X
	Establishments with 100 to 249 employees	—	X	X	X
	Establishments with 250 to 499 employees	1	X	X	X

See footnotes at end of table.

Table 5. Establishments, Employees, and Payroll by Industry and Employment Size of Establishments by County: 2004—Con.

[Excludes most government employees, railroad employees, and self-employed persons. Size class 1 to 4 employees includes establishments having payroll, but no employees, during mid-March pay period. For meaning of abbreviations and symbols, see introductory text. For explanation of terms, see Appendix A. For statement on reliability, see the note at the end of the table and Appendix C]

NAICS code	Geography, kind of business, and employment size class	Establishments (number)	Paid employees for pay period including March 12 (number)	First-quarter payroll (\$1,000)	Annual payroll (\$1,000)
	HUDSON—Con.				
54	Professional, scientific, and technical services—Con.				
541	Professional, scientific, and technical services—Con.				
5418	Advertising and related services—Con.				
	All establishments—Con.				
	Establishments with 500 to 999 employees	—	X	X	X
	Establishments with 1,000 employees or more	—	X	X	X
54182	Public relations agencies				
	All establishments	6	116	1 649	7 391
	Establishments with 1 to 4 employees	1	X	X	X
	Establishments with 5 to 9 employees	2	X	X	X
	Establishments with 10 to 19 employees	1	X	X	X
	Establishments with 20 to 49 employees	1	X	X	X
	Establishments with 50 to 99 employees	1	X	X	X
	Establishments with 100 to 249 employees	—	X	X	X
	Establishments with 250 to 499 employees	—	X	X	X
	Establishments with 500 to 999 employees	—	X	X	X
	Establishments with 1,000 employees or more	—	X	X	X
541820	Public relations agencies				
	All establishments	6	116	1 649	7 391
	Establishments with 1 to 4 employees	1	X	X	X
	Establishments with 5 to 9 employees	2	X	X	X
	Establishments with 10 to 19 employees	1	X	X	X
	Establishments with 20 to 49 employees	1	X	X	X
	Establishments with 50 to 99 employees	1	X	X	X
	Establishments with 100 to 249 employees	—	X	X	X
	Establishments with 250 to 499 employees	—	X	X	X
	Establishments with 500 to 999 employees	—	X	X	X
	Establishments with 1,000 employees or more	—	X	X	X
54186	Direct mail advertising				
	All establishments	7	e	D	D
	Establishments with 1 to 4 employees	4	X	X	X
	Establishments with 5 to 9 employees	—	X	X	X
	Establishments with 10 to 19 employees	1	X	X	X
	Establishments with 20 to 49 employees	1	X	X	X
	Establishments with 50 to 99 employees	—	X	X	X
	Establishments with 100 to 249 employees	—	X	X	X
	Establishments with 250 to 499 employees	1	X	X	X
	Establishments with 500 to 999 employees	—	X	X	X
	Establishments with 1,000 employees or more	—	X	X	X
541860	Direct mail advertising				
	All establishments	7	e	D	D
	Establishments with 1 to 4 employees	4	X	X	X
	Establishments with 5 to 9 employees	—	X	X	X
	Establishments with 10 to 19 employees	1	X	X	X
	Establishments with 20 to 49 employees	1	X	X	X
	Establishments with 50 to 99 employees	—	X	X	X
	Establishments with 100 to 249 employees	—	X	X	X
	Establishments with 250 to 499 employees	1	X	X	X
	Establishments with 500 to 999 employees	—	X	X	X
	Establishments with 1,000 employees or more	—	X	X	X
5419	Other professional, scientific, and technical services				
	All establishments	74	324	2 302	11 581
	Establishments with 1 to 4 employees	51	X	X	X
	Establishments with 5 to 9 employees	13	X	X	X
	Establishments with 10 to 19 employees	6	X	X	X
	Establishments with 20 to 49 employees	4	X	X	X
	Establishments with 50 to 99 employees	—	X	X	X
	Establishments with 100 to 249 employees	—	X	X	X
	Establishments with 250 to 499 employees	—	X	X	X
	Establishments with 500 to 999 employees	—	X	X	X
	Establishments with 1,000 employees or more	—	X	X	X
54194	Veterinary services				
	All establishments	15	149	992	4 712
	Establishments with 1 to 4 employees	5	X	X	X
	Establishments with 5 to 9 employees	4	X	X	X
	Establishments with 10 to 19 employees	3	X	X	X
	Establishments with 20 to 49 employees	3	X	X	X
	Establishments with 50 to 99 employees	—	X	X	X
	Establishments with 100 to 249 employees	—	X	X	X
	Establishments with 250 to 499 employees	—	X	X	X
	Establishments with 500 to 999 employees	—	X	X	X
	Establishments with 1,000 employees or more	—	X	X	X
541940	Veterinary services				
	All establishments	15	149	992	4 712
	Establishments with 1 to 4 employees	5	X	X	X
	Establishments with 5 to 9 employees	4	X	X	X
	Establishments with 10 to 19 employees	3	X	X	X
	Establishments with 20 to 49 employees	3	X	X	X
	Establishments with 50 to 99 employees	—	X	X	X
	Establishments with 100 to 249 employees	—	X	X	X

See footnotes at end of table.

Table 5. Establishments, Employees, and Payroll by Industry and Employment Size of Establishments by County: 2004—Con.

[Excludes most government employees, railroad employees, and self-employed persons. Size class 1 to 4 employees includes establishments having payroll, but no employees, during mid-March pay period. For meaning of abbreviations and symbols, see introductory text. For explanation of terms, see Appendix A. For statement on reliability, see the note at the end of the table and Appendix C]

NAICS code	Geography, kind of business, and employment size class	Establishments (number)	Paid employees for pay period including March 12 (number)	First-quarter payroll (\$1,000)	Annual payroll (\$1,000)
	HUDSON—Con.				
54	Professional, scientific, and technical services—Con.				
541	Professional, scientific, and technical services—Con.				
5419	Other professional, scientific, and technical services—Con.				
54194	Veterinary services—Con.				
541940	Veterinary services—Con.				
	All establishments—Con.				
	Establishments with 250 to 499 employees	—	X	X	X
	Establishments with 500 to 999 employees	—	X	X	X
	Establishments with 1,000 employees or more	—	X	X	X
55	Management of companies and enterprises				
	All establishments	85	11 244	356 393	959 221
	Establishments with 1 to 4 employees	27	X	X	X
	Establishments with 5 to 9 employees	8	X	X	X
	Establishments with 10 to 19 employees	4	X	X	X
	Establishments with 20 to 49 employees	11	X	X	X
	Establishments with 50 to 99 employees	10	X	X	X
	Establishments with 100 to 249 employees	6	X	X	X
	Establishments with 250 to 499 employees	14	X	X	X
	Establishments with 500 to 999 employees	4	X	X	X
	Establishments with 1,000 employees or more	1	X	X	X
551	Management of companies and enterprises				
	All establishments	85	11 244	356 393	959 221
	Establishments with 1 to 4 employees	27	X	X	X
	Establishments with 5 to 9 employees	8	X	X	X
	Establishments with 10 to 19 employees	4	X	X	X
	Establishments with 20 to 49 employees	11	X	X	X
	Establishments with 50 to 99 employees	10	X	X	X
	Establishments with 100 to 249 employees	6	X	X	X
	Establishments with 250 to 499 employees	14	X	X	X
	Establishments with 500 to 999 employees	4	X	X	X
	Establishments with 1,000 employees or more	1	X	X	X
5511	Management of companies and enterprises				
	All establishments	85	11 244	356 393	959 221
	Establishments with 1 to 4 employees	27	X	X	X
	Establishments with 5 to 9 employees	8	X	X	X
	Establishments with 10 to 19 employees	4	X	X	X
	Establishments with 20 to 49 employees	11	X	X	X
	Establishments with 50 to 99 employees	10	X	X	X
	Establishments with 100 to 249 employees	6	X	X	X
	Establishments with 250 to 499 employees	14	X	X	X
	Establishments with 500 to 999 employees	4	X	X	X
	Establishments with 1,000 employees or more	1	X	X	X
55111	Management of companies and enterprises				
	All establishments	85	11 244	356 393	959 221
	Establishments with 1 to 4 employees	27	X	X	X
	Establishments with 5 to 9 employees	8	X	X	X
	Establishments with 10 to 19 employees	4	X	X	X
	Establishments with 20 to 49 employees	11	X	X	X
	Establishments with 50 to 99 employees	10	X	X	X
	Establishments with 100 to 249 employees	6	X	X	X
	Establishments with 250 to 499 employees	14	X	X	X
	Establishments with 500 to 999 employees	4	X	X	X
	Establishments with 1,000 employees or more	1	X	X	X
551114	Corporate, subsidiary, and regional managing offices				
	All establishments	64	11 149	346 024	939 338
	Establishments with 1 to 4 employees	11	X	X	X
	Establishments with 5 to 9 employees	5	X	X	X
	Establishments with 10 to 19 employees	3	X	X	X
	Establishments with 20 to 49 employees	10	X	X	X
	Establishments with 50 to 99 employees	10	X	X	X
	Establishments with 100 to 249 employees	6	X	X	X
	Establishments with 250 to 499 employees	14	X	X	X
	Establishments with 500 to 999 employees	4	X	X	X
	Establishments with 1,000 employees or more	1	X	X	X
56	Administrative and support and waste management and remediation services				
	All establishments	500	18 124	98 349	425 132
	Establishments with 1 to 4 employees	274	X	X	X
	Establishments with 5 to 9 employees	59	X	X	X
	Establishments with 10 to 19 employees	56	X	X	X
	Establishments with 20 to 49 employees	36	X	X	X
	Establishments with 50 to 99 employees	38	X	X	X
	Establishments with 100 to 249 employees	27	X	X	X
	Establishments with 250 to 499 employees	7	X	X	X
	Establishments with 500 to 999 employees	2	X	X	X
	Establishments with 1,000 employees or more	1	X	X	X

See footnotes at end of table.

Table 5. Establishments, Employees, and Payroll by Industry and Employment Size of Establishments by County: 2004—Con.

[Excludes most government employees, railroad employees, and self-employed persons. Size class 1 to 4 employees includes establishments having payroll, but no employees, during mid-March pay period. For meaning of abbreviations and symbols, see introductory text. For explanation of terms, see Appendix A. For statement on reliability, see the note at the end of the table and Appendix C]

NAICS code	Geography, kind of business, and employment size class	Establishments (number)	Paid employees for pay period including March 12 (number)	First-quarter payroll (\$1,000)	Annual payroll (\$1,000)
56	HUDSON—Con.				
	Administrative and support and waste management and remediation services—Con.				
561	Administrative and support services				
	All establishments	459	17 229	89 340	386 078
	Establishments with 1 to 4 employees	258	X	X	X
	Establishments with 5 to 9 employees	56	X	X	X
	Establishments with 10 to 19 employees	47	X	X	X
	Establishments with 20 to 49 employees	29	X	X	X
	Establishments with 50 to 99 employees	32	X	X	X
	Establishments with 100 to 249 employees	27	X	X	X
	Establishments with 250 to 499 employees	7	X	X	X
	Establishments with 500 to 999 employees	2	X	X	X
	Establishments with 1,000 employees or more	1	X	X	X
5611	Office administrative services				
	All establishments	45	820	10 060	40 102
	Establishments with 1 to 4 employees	21	X	X	X
	Establishments with 5 to 9 employees	6	X	X	X
	Establishments with 10 to 19 employees	10	X	X	X
	Establishments with 20 to 49 employees	3	X	X	X
	Establishments with 50 to 99 employees	3	X	X	X
	Establishments with 100 to 249 employees	2	X	X	X
	Establishments with 250 to 499 employees	—	X	X	X
	Establishments with 500 to 999 employees	—	X	X	X
	Establishments with 1,000 employees or more	—	X	X	X
56111	Office administrative services				
	All establishments	45	820	10 060	40 102
	Establishments with 1 to 4 employees	21	X	X	X
	Establishments with 5 to 9 employees	6	X	X	X
	Establishments with 10 to 19 employees	10	X	X	X
	Establishments with 20 to 49 employees	3	X	X	X
	Establishments with 50 to 99 employees	3	X	X	X
	Establishments with 100 to 249 employees	2	X	X	X
	Establishments with 250 to 499 employees	—	X	X	X
	Establishments with 500 to 999 employees	—	X	X	X
	Establishments with 1,000 employees or more	—	X	X	X
561110	Office administrative services				
	All establishments	45	820	10 060	40 102
	Establishments with 1 to 4 employees	21	X	X	X
	Establishments with 5 to 9 employees	6	X	X	X
	Establishments with 10 to 19 employees	10	X	X	X
	Establishments with 20 to 49 employees	3	X	X	X
	Establishments with 50 to 99 employees	3	X	X	X
	Establishments with 100 to 249 employees	2	X	X	X
	Establishments with 250 to 499 employees	—	X	X	X
	Establishments with 500 to 999 employees	—	X	X	X
	Establishments with 1,000 employees or more	—	X	X	X
5612	Facilities support services				
	All establishments	9	203	1 847	7 018
	Establishments with 1 to 4 employees	4	X	X	X
	Establishments with 5 to 9 employees	1	X	X	X
	Establishments with 10 to 19 employees	1	X	X	X
	Establishments with 20 to 49 employees	2	X	X	X
	Establishments with 50 to 99 employees	—	X	X	X
	Establishments with 100 to 249 employees	1	X	X	X
	Establishments with 250 to 499 employees	—	X	X	X
	Establishments with 500 to 999 employees	—	X	X	X
	Establishments with 1,000 employees or more	—	X	X	X
56121	Facilities support services				
	All establishments	9	203	1 847	7 018
	Establishments with 1 to 4 employees	4	X	X	X
	Establishments with 5 to 9 employees	1	X	X	X
	Establishments with 10 to 19 employees	1	X	X	X
	Establishments with 20 to 49 employees	2	X	X	X
	Establishments with 50 to 99 employees	—	X	X	X
	Establishments with 100 to 249 employees	1	X	X	X
	Establishments with 250 to 499 employees	—	X	X	X
	Establishments with 500 to 999 employees	—	X	X	X
	Establishments with 1,000 employees or more	—	X	X	X
561210	Facilities support services				
	All establishments	9	203	1 847	7 018
	Establishments with 1 to 4 employees	4	X	X	X
	Establishments with 5 to 9 employees	1	X	X	X
	Establishments with 10 to 19 employees	1	X	X	X
	Establishments with 20 to 49 employees	2	X	X	X
	Establishments with 50 to 99 employees	—	X	X	X
	Establishments with 100 to 249 employees	1	X	X	X
	Establishments with 250 to 499 employees	—	X	X	X
	Establishments with 500 to 999 employees	—	X	X	X
	Establishments with 1,000 employees or more	—	X	X	X

See footnotes at end of table.

Table 5. Establishments, Employees, and Payroll by Industry and Employment Size of Establishments by County: 2004—Con.

[Excludes most government employees, railroad employees, and self-employed persons. Size class 1 to 4 employees includes establishments having payroll, but no employees, during mid-March pay period. For meaning of abbreviations and symbols, see introductory text. For explanation of terms, see Appendix A. For statement on reliability, see the note at the end of the table and Appendix C]

NAICS code	Geography, kind of business, and employment size class	Establishments (number)	Paid employees for pay period including March 12 (number)	First-quarter payroll (\$1,000)	Annual payroll (\$1,000)
56	HUDSON—Con.				
	Administrative and support and waste management and remediation services—Con.				
561	Administrative and support services—Con.				
5613	Employment services				
	All establishments	71	4 287	23 965	103 835
	Establishments with 1 to 4 employees	26	X	X	X
	Establishments with 5 to 9 employees	5	X	X	X
	Establishments with 10 to 19 employees	5	X	X	X
	Establishments with 20 to 49 employees	6	X	X	X
	Establishments with 50 to 99 employees	14	X	X	X
	Establishments with 100 to 249 employees	11	X	X	X
	Establishments with 250 to 499 employees	4	X	X	X
	Establishments with 500 to 999 employees	—	X	X	X
	Establishments with 1,000 employees or more	—	X	X	X
56131	Employment placement agencies				
	All establishments	20	358	1 332	5 515
	Establishments with 1 to 4 employees	14	X	X	X
	Establishments with 5 to 9 employees	1	X	X	X
	Establishments with 10 to 19 employees	—	X	X	X
	Establishments with 20 to 49 employees	1	X	X	X
	Establishments with 50 to 99 employees	3	X	X	X
	Establishments with 100 to 249 employees	1	X	X	X
	Establishments with 250 to 499 employees	—	X	X	X
	Establishments with 500 to 999 employees	—	X	X	X
	Establishments with 1,000 employees or more	—	X	X	X
561310	Employment placement agencies				
	All establishments	20	358	1 332	5 515
	Establishments with 1 to 4 employees	14	X	X	X
	Establishments with 5 to 9 employees	1	X	X	X
	Establishments with 10 to 19 employees	—	X	X	X
	Establishments with 20 to 49 employees	1	X	X	X
	Establishments with 50 to 99 employees	3	X	X	X
	Establishments with 100 to 249 employees	1	X	X	X
	Establishments with 250 to 499 employees	—	X	X	X
	Establishments with 500 to 999 employees	—	X	X	X
	Establishments with 1,000 employees or more	—	X	X	X
56132	Temporary help services				
	All establishments	45	3 807	21 385	91 796
	Establishments with 1 to 4 employees	10	X	X	X
	Establishments with 5 to 9 employees	3	X	X	X
	Establishments with 10 to 19 employees	5	X	X	X
	Establishments with 20 to 49 employees	3	X	X	X
	Establishments with 50 to 99 employees	10	X	X	X
	Establishments with 100 to 249 employees	10	X	X	X
	Establishments with 250 to 499 employees	4	X	X	X
	Establishments with 500 to 999 employees	—	X	X	X
	Establishments with 1,000 employees or more	—	X	X	X
561320	Temporary help services				
	All establishments	45	3 807	21 385	91 796
	Establishments with 1 to 4 employees	10	X	X	X
	Establishments with 5 to 9 employees	3	X	X	X
	Establishments with 10 to 19 employees	5	X	X	X
	Establishments with 20 to 49 employees	3	X	X	X
	Establishments with 50 to 99 employees	10	X	X	X
	Establishments with 100 to 249 employees	10	X	X	X
	Establishments with 250 to 499 employees	4	X	X	X
	Establishments with 500 to 999 employees	—	X	X	X
	Establishments with 1,000 employees or more	—	X	X	X
56133	Professional employer organizations				
	All establishments	6	122	1 248	6 524
	Establishments with 1 to 4 employees	2	X	X	X
	Establishments with 5 to 9 employees	1	X	X	X
	Establishments with 10 to 19 employees	—	X	X	X
	Establishments with 20 to 49 employees	2	X	X	X
	Establishments with 50 to 99 employees	1	X	X	X
	Establishments with 100 to 249 employees	—	X	X	X
	Establishments with 250 to 499 employees	—	X	X	X
	Establishments with 500 to 999 employees	—	X	X	X
	Establishments with 1,000 employees or more	—	X	X	X
561330	Professional employer organizations				
	All establishments	6	122	1 248	6 524
	Establishments with 1 to 4 employees	2	X	X	X
	Establishments with 5 to 9 employees	1	X	X	X
	Establishments with 10 to 19 employees	—	X	X	X
	Establishments with 20 to 49 employees	2	X	X	X
	Establishments with 50 to 99 employees	1	X	X	X
	Establishments with 100 to 249 employees	—	X	X	X
	Establishments with 250 to 499 employees	—	X	X	X
	Establishments with 500 to 999 employees	—	X	X	X
	Establishments with 1,000 employees or more	—	X	X	X

See footnotes at end of table.

Table 5. Establishments, Employees, and Payroll by Industry and Employment Size of Establishments by County: 2004—Con.

[Excludes most government employees, railroad employees, and self-employed persons. Size class 1 to 4 employees includes establishments having payroll, but no employees, during mid-March pay period. For meaning of abbreviations and symbols, see introductory text. For explanation of terms, see Appendix A. For statement on reliability, see the note at the end of the table and Appendix C]

NAICS code	Geography, kind of business, and employment size class	Establishments (number)	Paid employees for pay period including March 12 (number)	First-quarter payroll (\$1,000)	Annual payroll (\$1,000)
	HUDSON—Con.				
56	Administrative and support and waste management and remediation services—Con.				
561	Administrative and support services—Con.				
5614	Business support services				
	All establishments	31	416	2 613	10 214
	Establishments with 1 to 4 employees	18	X	X	X
	Establishments with 5 to 9 employees	4	X	X	X
	Establishments with 10 to 19 employees	3	X	X	X
	Establishments with 20 to 49 employees	4	X	X	X
	Establishments with 50 to 99 employees	1	X	X	X
	Establishments with 100 to 249 employees	1	X	X	X
	Establishments with 250 to 499 employees	—	X	X	X
	Establishments with 500 to 999 employees	—	X	X	X
	Establishments with 1,000 employees or more	—	X	X	X
56142	Telephone call centers				
	All establishments	4	157	393	654
	Establishments with 1 to 4 employees	1	X	X	X
	Establishments with 5 to 9 employees	2	X	X	X
	Establishments with 10 to 19 employees	—	X	X	X
	Establishments with 20 to 49 employees	—	X	X	X
	Establishments with 50 to 99 employees	—	X	X	X
	Establishments with 100 to 249 employees	1	X	X	X
	Establishments with 250 to 499 employees	—	X	X	X
	Establishments with 500 to 999 employees	—	X	X	X
	Establishments with 1,000 employees or more	—	X	X	X
561422	Telemarketing bureaus				
	All establishments	4	157	393	654
	Establishments with 1 to 4 employees	1	X	X	X
	Establishments with 5 to 9 employees	2	X	X	X
	Establishments with 10 to 19 employees	—	X	X	X
	Establishments with 20 to 49 employees	—	X	X	X
	Establishments with 50 to 99 employees	—	X	X	X
	Establishments with 100 to 249 employees	1	X	X	X
	Establishments with 250 to 499 employees	—	X	X	X
	Establishments with 500 to 999 employees	—	X	X	X
	Establishments with 1,000 employees or more	—	X	X	X
56143	Business service centers				
	All establishments	12	145	984	4 345
	Establishments with 1 to 4 employees	6	X	X	X
	Establishments with 5 to 9 employees	1	X	X	X
	Establishments with 10 to 19 employees	3	X	X	X
	Establishments with 20 to 49 employees	1	X	X	X
	Establishments with 50 to 99 employees	1	X	X	X
	Establishments with 100 to 249 employees	—	X	X	X
	Establishments with 250 to 499 employees	—	X	X	X
	Establishments with 500 to 999 employees	—	X	X	X
	Establishments with 1,000 employees or more	—	X	X	X
561431	Private mail centers				
	All establishments	5	102	684	2 968
	Establishments with 1 to 4 employees	2	X	X	X
	Establishments with 5 to 9 employees	—	X	X	X
	Establishments with 10 to 19 employees	1	X	X	X
	Establishments with 20 to 49 employees	1	X	X	X
	Establishments with 50 to 99 employees	1	X	X	X
	Establishments with 100 to 249 employees	—	X	X	X
	Establishments with 250 to 499 employees	—	X	X	X
	Establishments with 500 to 999 employees	—	X	X	X
	Establishments with 1,000 employees or more	—	X	X	X
5615	Travel arrangement and reservation services				
	All establishments	93	304	2 662	11 192
	Establishments with 1 to 4 employees	75	X	X	X
	Establishments with 5 to 9 employees	12	X	X	X
	Establishments with 10 to 19 employees	5	X	X	X
	Establishments with 20 to 49 employees	1	X	X	X
	Establishments with 50 to 99 employees	—	X	X	X
	Establishments with 100 to 249 employees	—	X	X	X
	Establishments with 250 to 499 employees	—	X	X	X
	Establishments with 500 to 999 employees	—	X	X	X
	Establishments with 1,000 employees or more	—	X	X	X
56151	Travel agencies				
	All establishments	67	225	1 825	7 089
	Establishments with 1 to 4 employees	54	X	X	X
	Establishments with 5 to 9 employees	9	X	X	X
	Establishments with 10 to 19 employees	3	X	X	X
	Establishments with 20 to 49 employees	1	X	X	X
	Establishments with 50 to 99 employees	—	X	X	X
	Establishments with 100 to 249 employees	—	X	X	X
	Establishments with 250 to 499 employees	—	X	X	X
	Establishments with 500 to 999 employees	—	X	X	X
	Establishments with 1,000 employees or more	—	X	X	X

See footnotes at end of table.

Table 5. Establishments, Employees, and Payroll by Industry and Employment Size of Establishments by County: 2004—Con.

[Excludes most government employees, railroad employees, and self-employed persons. Size class 1 to 4 employees includes establishments having payroll, but no employees, during mid-March pay period. For meaning of abbreviations and symbols, see introductory text. For explanation of terms, see Appendix A. For statement on reliability, see the note at the end of the table and Appendix C]

NAICS code	Geography, kind of business, and employment size class	Establishments (number)	Paid employees for pay period including March 12 (number)	First-quarter payroll (\$1,000)	Annual payroll (\$1,000)
56	HUDSON—Con.				
	Administrative and support and waste management and remediation services—Con.				
561	Administrative and support services—Con.				
5615	Travel arrangement and reservation services—Con.				
56151	Travel agencies—Con.				
561510	Travel agencies				
	All establishments	67	225	1 825	7 089
	Establishments with 1 to 4 employees	54	X	X	X
	Establishments with 5 to 9 employees	9	X	X	X
	Establishments with 10 to 19 employees	3	X	X	X
	Establishments with 20 to 49 employees	1	X	X	X
	Establishments with 50 to 99 employees	—	X	X	X
	Establishments with 100 to 249 employees	—	X	X	X
	Establishments with 250 to 499 employees	—	X	X	X
	Establishments with 500 to 999 employees	—	X	X	X
	Establishments with 1,000 employees or more	—	X	X	X
5616	Investigation and security services				
	All establishments	36	2 588	10 539	45 087
	Establishments with 1 to 4 employees	13	X	X	X
	Establishments with 5 to 9 employees	5	X	X	X
	Establishments with 10 to 19 employees	3	X	X	X
	Establishments with 20 to 49 employees	2	X	X	X
	Establishments with 50 to 99 employees	6	X	X	X
	Establishments with 100 to 249 employees	5	X	X	X
	Establishments with 250 to 499 employees	1	X	X	X
	Establishments with 500 to 999 employees	1	X	X	X
	Establishments with 1,000 employees or more	—	X	X	X
56161	Investigation, guard, and armored car services				
	All establishments	23	2 539	10 118	43 278
	Establishments with 1 to 4 employees	4	X	X	X
	Establishments with 5 to 9 employees	2	X	X	X
	Establishments with 10 to 19 employees	2	X	X	X
	Establishments with 20 to 49 employees	2	X	X	X
	Establishments with 50 to 99 employees	6	X	X	X
	Establishments with 100 to 249 employees	5	X	X	X
	Establishments with 250 to 499 employees	1	X	X	X
	Establishments with 500 to 999 employees	1	X	X	X
	Establishments with 1,000 employees or more	—	X	X	X
561612	Security guards and patrol services				
	All establishments	21	h	D	D
	Establishments with 1 to 4 employees	3	X	X	X
	Establishments with 5 to 9 employees	2	X	X	X
	Establishments with 10 to 19 employees	2	X	X	X
	Establishments with 20 to 49 employees	1	X	X	X
	Establishments with 50 to 99 employees	6	X	X	X
	Establishments with 100 to 249 employees	5	X	X	X
	Establishments with 250 to 499 employees	1	X	X	X
	Establishments with 500 to 999 employees	1	X	X	X
	Establishments with 1,000 employees or more	—	X	X	X
5617	Services to buildings and dwellings				
	All establishments	145	7 512	30 910	136 533
	Establishments with 1 to 4 employees	88	X	X	X
	Establishments with 5 to 9 employees	19	X	X	X
	Establishments with 10 to 19 employees	15	X	X	X
	Establishments with 20 to 49 employees	10	X	X	X
	Establishments with 50 to 99 employees	4	X	X	X
	Establishments with 100 to 249 employees	6	X	X	X
	Establishments with 250 to 499 employees	1	X	X	X
	Establishments with 500 to 999 employees	1	X	X	X
	Establishments with 1,000 employees or more	1	X	X	X
56172	Janitorial services				
	All establishments	97	7 203	29 792	130 810
	Establishments with 1 to 4 employees	54	X	X	X
	Establishments with 5 to 9 employees	11	X	X	X
	Establishments with 10 to 19 employees	11	X	X	X
	Establishments with 20 to 49 employees	9	X	X	X
	Establishments with 50 to 99 employees	4	X	X	X
	Establishments with 100 to 249 employees	5	X	X	X
	Establishments with 250 to 499 employees	1	X	X	X
	Establishments with 500 to 999 employees	1	X	X	X
	Establishments with 1,000 employees or more	1	X	X	X
561720	Janitorial services				
	All establishments	97	7 203	29 792	130 810
	Establishments with 1 to 4 employees	54	X	X	X
	Establishments with 5 to 9 employees	11	X	X	X
	Establishments with 10 to 19 employees	11	X	X	X
	Establishments with 20 to 49 employees	9	X	X	X
	Establishments with 50 to 99 employees	4	X	X	X
	Establishments with 100 to 249 employees	5	X	X	X
	Establishments with 250 to 499 employees	1	X	X	X
	Establishments with 500 to 999 employees	1	X	X	X
	Establishments with 1,000 employees or more	1	X	X	X

See footnotes at end of table.

Table 5. Establishments, Employees, and Payroll by Industry and Employment Size of Establishments by County: 2004—Con.

[Excludes most government employees, railroad employees, and self-employed persons. Size class 1 to 4 employees includes establishments having payroll, but no employees, during mid-March pay period. For meaning of abbreviations and symbols, see introductory text. For explanation of terms, see Appendix A. For statement on reliability, see the note at the end of the table and Appendix C]

NAICS code	Geography, kind of business, and employment size class	Establishments (number)	Paid employees for pay period including March 12 (number)	First-quarter payroll (\$1,000)	Annual payroll (\$1,000)
56	HUDSON—Con.				
	Administrative and support and waste management and remediation services—Con.				
561	Administrative and support services—Con.				
5617	Services to buildings and dwellings—Con.				
56172	Janitorial services—Con.				
561720	Janitorial services—Con.				
	All establishments—Con.				
	Establishments with 500 to 999 employees	1	X	X	X
	Establishments with 1,000 employees or more	1	X	X	X
56179	Other services to buildings and dwellings				
	All establishments	7	155	299	1 044
	Establishments with 1 to 4 employees	3	X	X	X
	Establishments with 5 to 9 employees	2	X	X	X
	Establishments with 10 to 19 employees	1	X	X	X
	Establishments with 20 to 49 employees	—	X	X	X
	Establishments with 50 to 99 employees	—	X	X	X
	Establishments with 100 to 249 employees	1	X	X	X
	Establishments with 250 to 499 employees	—	X	X	X
	Establishments with 500 to 999 employees	—	X	X	X
	Establishments with 1,000 employees or more	—	X	X	X
561790	Other services to buildings and dwellings				
	All establishments	7	155	299	1 044
	Establishments with 1 to 4 employees	3	X	X	X
	Establishments with 5 to 9 employees	2	X	X	X
	Establishments with 10 to 19 employees	1	X	X	X
	Establishments with 20 to 49 employees	—	X	X	X
	Establishments with 50 to 99 employees	—	X	X	X
	Establishments with 100 to 249 employees	1	X	X	X
	Establishments with 250 to 499 employees	—	X	X	X
	Establishments with 500 to 999 employees	—	X	X	X
	Establishments with 1,000 employees or more	—	X	X	X
5619	Other support services				
	All establishments	29	1 099	6 744	32 097
	Establishments with 1 to 4 employees	13	X	X	X
	Establishments with 5 to 9 employees	4	X	X	X
	Establishments with 10 to 19 employees	5	X	X	X
	Establishments with 20 to 49 employees	1	X	X	X
	Establishments with 50 to 99 employees	4	X	X	X
	Establishments with 100 to 249 employees	1	X	X	X
	Establishments with 250 to 499 employees	1	X	X	X
	Establishments with 500 to 999 employees	—	X	X	X
	Establishments with 1,000 employees or more	—	X	X	X
56191	Packaging and labeling services				
	All establishments	11	e	D	D
	Establishments with 1 to 4 employees	5	X	X	X
	Establishments with 5 to 9 employees	1	X	X	X
	Establishments with 10 to 19 employees	2	X	X	X
	Establishments with 20 to 49 employees	—	X	X	X
	Establishments with 50 to 99 employees	2	X	X	X
	Establishments with 100 to 249 employees	1	X	X	X
	Establishments with 250 to 499 employees	—	X	X	X
	Establishments with 500 to 999 employees	—	X	X	X
	Establishments with 1,000 employees or more	—	X	X	X
561910	Packaging and labeling services				
	All establishments	11	e	D	D
	Establishments with 1 to 4 employees	5	X	X	X
	Establishments with 5 to 9 employees	1	X	X	X
	Establishments with 10 to 19 employees	2	X	X	X
	Establishments with 20 to 49 employees	—	X	X	X
	Establishments with 50 to 99 employees	2	X	X	X
	Establishments with 100 to 249 employees	1	X	X	X
	Establishments with 250 to 499 employees	—	X	X	X
	Establishments with 500 to 999 employees	—	X	X	X
	Establishments with 1,000 employees or more	—	X	X	X
56192	Convention and trade show organizers				
	All establishments	4	e	D	D
	Establishments with 1 to 4 employees	1	X	X	X
	Establishments with 5 to 9 employees	1	X	X	X
	Establishments with 10 to 19 employees	—	X	X	X
	Establishments with 20 to 49 employees	—	X	X	X
	Establishments with 50 to 99 employees	1	X	X	X
	Establishments with 100 to 249 employees	—	X	X	X
	Establishments with 250 to 499 employees	1	X	X	X
	Establishments with 500 to 999 employees	—	X	X	X
	Establishments with 1,000 employees or more	—	X	X	X

See footnotes at end of table.

Table 5. Establishments, Employees, and Payroll by Industry and Employment Size of Establishments by County: 2004—Con.

[Excludes most government employees, railroad employees, and self-employed persons. Size class 1 to 4 employees includes establishments having payroll, but no employees, during mid-March pay period. For meaning of abbreviations and symbols, see introductory text. For explanation of terms, see Appendix A. For statement on reliability, see the note at the end of the table and Appendix C]

NAICS code	Geography, kind of business, and employment size class	Establishments (number)	Paid employees for pay period including March 12 (number)	First-quarter payroll (\$1,000)	Annual payroll (\$1,000)
56	HUDSON—Con.				
	Administrative and support and waste management and remediation services—Con.				
561	Administrative and support services—Con.				
5619	Other support services—Con.				
56192	Convention and trade show organizers—Con.				
561920	Convention and trade show organizers				
	All establishments	4	e	D	D
	Establishments with 1 to 4 employees	1	X	X	X
	Establishments with 5 to 9 employees	1	X	X	X
	Establishments with 10 to 19 employees	—	X	X	X
	Establishments with 20 to 49 employees	—	X	X	X
	Establishments with 50 to 99 employees	1	X	X	X
	Establishments with 100 to 249 employees	—	X	X	X
	Establishments with 250 to 499 employees	1	X	X	X
	Establishments with 500 to 999 employees	—	X	X	X
	Establishments with 1,000 employees or more	—	X	X	X
56199	All other support services				
	All establishments	14	171	1 371	5 953
	Establishments with 1 to 4 employees	7	X	X	X
	Establishments with 5 to 9 employees	2	X	X	X
	Establishments with 10 to 19 employees	3	X	X	X
	Establishments with 20 to 49 employees	1	X	X	X
	Establishments with 50 to 99 employees	1	X	X	X
	Establishments with 100 to 249 employees	—	X	X	X
	Establishments with 250 to 499 employees	—	X	X	X
	Establishments with 500 to 999 employees	—	X	X	X
	Establishments with 1,000 employees or more	—	X	X	X
561990	All other support services				
	All establishments	14	171	1 371	5 953
	Establishments with 1 to 4 employees	7	X	X	X
	Establishments with 5 to 9 employees	2	X	X	X
	Establishments with 10 to 19 employees	3	X	X	X
	Establishments with 20 to 49 employees	1	X	X	X
	Establishments with 50 to 99 employees	1	X	X	X
	Establishments with 100 to 249 employees	—	X	X	X
	Establishments with 250 to 499 employees	—	X	X	X
	Establishments with 500 to 999 employees	—	X	X	X
	Establishments with 1,000 employees or more	—	X	X	X
562	Waste management and remediation services				
	All establishments	41	895	9 009	39 054
	Establishments with 1 to 4 employees	16	X	X	X
	Establishments with 5 to 9 employees	3	X	X	X
	Establishments with 10 to 19 employees	9	X	X	X
	Establishments with 20 to 49 employees	7	X	X	X
	Establishments with 50 to 99 employees	6	X	X	X
	Establishments with 100 to 249 employees	—	X	X	X
	Establishments with 250 to 499 employees	—	X	X	X
	Establishments with 500 to 999 employees	—	X	X	X
	Establishments with 1,000 employees or more	—	X	X	X
5621	Waste collection				
	All establishments	28	410	4 516	19 402
	Establishments with 1 to 4 employees	13	X	X	X
	Establishments with 5 to 9 employees	3	X	X	X
	Establishments with 10 to 19 employees	5	X	X	X
	Establishments with 20 to 49 employees	5	X	X	X
	Establishments with 50 to 99 employees	2	X	X	X
	Establishments with 100 to 249 employees	—	X	X	X
	Establishments with 250 to 499 employees	—	X	X	X
	Establishments with 500 to 999 employees	—	X	X	X
	Establishments with 1,000 employees or more	—	X	X	X
56211	Waste collection				
	All establishments	28	410	4 516	19 402
	Establishments with 1 to 4 employees	13	X	X	X
	Establishments with 5 to 9 employees	3	X	X	X
	Establishments with 10 to 19 employees	5	X	X	X
	Establishments with 20 to 49 employees	5	X	X	X
	Establishments with 50 to 99 employees	2	X	X	X
	Establishments with 100 to 249 employees	—	X	X	X
	Establishments with 250 to 499 employees	—	X	X	X
	Establishments with 500 to 999 employees	—	X	X	X
	Establishments with 1,000 employees or more	—	X	X	X
562111	Solid waste collection				
	All establishments	26	e	D	D
	Establishments with 1 to 4 employees	12	X	X	X
	Establishments with 5 to 9 employees	3	X	X	X
	Establishments with 10 to 19 employees	4	X	X	X
	Establishments with 20 to 49 employees	5	X	X	X
	Establishments with 50 to 99 employees	2	X	X	X
	Establishments with 100 to 249 employees	—	X	X	X
	Establishments with 250 to 499 employees	—	X	X	X

See footnotes at end of table.

Table 5. Establishments, Employees, and Payroll by Industry and Employment Size of Establishments by County: 2004—Con.

[Excludes most government employees, railroad employees, and self-employed persons. Size class 1 to 4 employees includes establishments having payroll, but no employees, during mid-March pay period. For meaning of abbreviations and symbols, see introductory text. For explanation of terms, see Appendix A. For statement on reliability, see the note at the end of the table and Appendix C]

NAICS code	Geography, kind of business, and employment size class	Establishments (number)	Paid employees for pay period including March 12 (number)	First-quarter payroll (\$1,000)	Annual payroll (\$1,000)
	HUDSON—Con.				
56	Administrative and support and waste management and remediation services—Con.				
562	Waste management and remediation services—Con.				
5621	Waste collection—Con.				
56211	Waste collection—Con.				
562111	Solid waste collection—Con.				
	All establishments—Con.				
	Establishments with 500 to 999 employees	—	X	X	X
	Establishments with 1,000 employees or more	—	X	X	X
5629	Remediation and other waste management services				
	All establishments	12	e	D	D
	Establishments with 1 to 4 employees	3	X	X	X
	Establishments with 5 to 9 employees	—	X	X	X
	Establishments with 10 to 19 employees	4	X	X	X
	Establishments with 20 to 49 employees	2	X	X	X
	Establishments with 50 to 99 employees	3	X	X	X
	Establishments with 100 to 249 employees	—	X	X	X
	Establishments with 250 to 499 employees	—	X	X	X
	Establishments with 500 to 999 employees	—	X	X	X
	Establishments with 1,000 employees or more	—	X	X	X
56292	Materials recovery facilities				
	All establishments	6	312	3 027	13 985
	Establishments with 1 to 4 employees	1	X	X	X
	Establishments with 5 to 9 employees	—	X	X	X
	Establishments with 10 to 19 employees	1	X	X	X
	Establishments with 20 to 49 employees	1	X	X	X
	Establishments with 50 to 99 employees	3	X	X	X
	Establishments with 100 to 249 employees	—	X	X	X
	Establishments with 250 to 499 employees	—	X	X	X
	Establishments with 500 to 999 employees	—	X	X	X
	Establishments with 1,000 employees or more	—	X	X	X
562920	Materials recovery facilities				
	All establishments	6	312	3 027	13 985
	Establishments with 1 to 4 employees	1	X	X	X
	Establishments with 5 to 9 employees	—	X	X	X
	Establishments with 10 to 19 employees	1	X	X	X
	Establishments with 20 to 49 employees	1	X	X	X
	Establishments with 50 to 99 employees	3	X	X	X
	Establishments with 100 to 249 employees	—	X	X	X
	Establishments with 250 to 499 employees	—	X	X	X
	Establishments with 500 to 999 employees	—	X	X	X
	Establishments with 1,000 employees or more	—	X	X	X
61	Educational services				
	All establishments	123	4 907	35 353	142 495
	Establishments with 1 to 4 employees	49	X	X	X
	Establishments with 5 to 9 employees	14	X	X	X
	Establishments with 10 to 19 employees	14	X	X	X
	Establishments with 20 to 49 employees	32	X	X	X
	Establishments with 50 to 99 employees	8	X	X	X
	Establishments with 100 to 249 employees	3	X	X	X
	Establishments with 250 to 499 employees	2	X	X	X
	Establishments with 500 to 999 employees	—	X	X	X
	Establishments with 1,000 employees or more	1	X	X	X
611	Educational services				
	All establishments	123	4 907	35 353	142 495
	Establishments with 1 to 4 employees	49	X	X	X
	Establishments with 5 to 9 employees	14	X	X	X
	Establishments with 10 to 19 employees	14	X	X	X
	Establishments with 20 to 49 employees	32	X	X	X
	Establishments with 50 to 99 employees	8	X	X	X
	Establishments with 100 to 249 employees	3	X	X	X
	Establishments with 250 to 499 employees	2	X	X	X
	Establishments with 500 to 999 employees	—	X	X	X
	Establishments with 1,000 employees or more	1	X	X	X
6111	Elementary and secondary schools				
	All establishments	51	1 628	11 553	45 874
	Establishments with 1 to 4 employees	6	X	X	X
	Establishments with 5 to 9 employees	5	X	X	X
	Establishments with 10 to 19 employees	4	X	X	X
	Establishments with 20 to 49 employees	26	X	X	X
	Establishments with 50 to 99 employees	8	X	X	X
	Establishments with 100 to 249 employees	2	X	X	X
	Establishments with 250 to 499 employees	—	X	X	X
	Establishments with 500 to 999 employees	—	X	X	X
	Establishments with 1,000 employees or more	—	X	X	X

See footnotes at end of table.

Table 5. Establishments, Employees, and Payroll by Industry and Employment Size of Establishments by County: 2004—Con.

[Excludes most government employees, railroad employees, and self-employed persons. Size class 1 to 4 employees includes establishments having payroll, but no employees, during mid-March pay period. For meaning of abbreviations and symbols, see introductory text. For explanation of terms, see Appendix A. For statement on reliability, see the note at the end of the table and Appendix C]

NAICS code	Geography, kind of business, and employment size class	Establishments (number)	Paid employees for pay period including March 12 (number)	First-quarter payroll (\$1,000)	Annual payroll (\$1,000)
	HUDSON—Con.				
61	Educational services—Con.				
611	Educational services—Con.				
6111	Elementary and secondary schools—Con.				
61111	Elementary and secondary schools				
	All establishments	51	1 628	11 553	45 874
	Establishments with 1 to 4 employees	6	X	X	X
	Establishments with 5 to 9 employees	5	X	X	X
	Establishments with 10 to 19 employees	4	X	X	X
	Establishments with 20 to 49 employees	26	X	X	X
	Establishments with 50 to 99 employees	8	X	X	X
	Establishments with 100 to 249 employees	2	X	X	X
	Establishments with 250 to 499 employees	—	X	X	X
	Establishments with 500 to 999 employees	—	X	X	X
	Establishments with 1,000 employees or more	—	X	X	X
611110	Elementary and secondary schools				
	All establishments	51	1 628	11 553	45 874
	Establishments with 1 to 4 employees	6	X	X	X
	Establishments with 5 to 9 employees	5	X	X	X
	Establishments with 10 to 19 employees	4	X	X	X
	Establishments with 20 to 49 employees	26	X	X	X
	Establishments with 50 to 99 employees	8	X	X	X
	Establishments with 100 to 249 employees	2	X	X	X
	Establishments with 250 to 499 employees	—	X	X	X
	Establishments with 500 to 999 employees	—	X	X	X
	Establishments with 1,000 employees or more	—	X	X	X
6113	Colleges and universities				
	All establishments	3	g	D	D
	Establishments with 1 to 4 employees	—	X	X	X
	Establishments with 5 to 9 employees	—	X	X	X
	Establishments with 10 to 19 employees	—	X	X	X
	Establishments with 20 to 49 employees	—	X	X	X
	Establishments with 50 to 99 employees	—	X	X	X
	Establishments with 100 to 249 employees	1	X	X	X
	Establishments with 250 to 499 employees	1	X	X	X
	Establishments with 500 to 999 employees	—	X	X	X
	Establishments with 1,000 employees or more	1	X	X	X
61131	Colleges and universities				
	All establishments	3	g	D	D
	Establishments with 1 to 4 employees	—	X	X	X
	Establishments with 5 to 9 employees	—	X	X	X
	Establishments with 10 to 19 employees	—	X	X	X
	Establishments with 20 to 49 employees	—	X	X	X
	Establishments with 50 to 99 employees	—	X	X	X
	Establishments with 100 to 249 employees	1	X	X	X
	Establishments with 250 to 499 employees	1	X	X	X
	Establishments with 500 to 999 employees	—	X	X	X
	Establishments with 1,000 employees or more	1	X	X	X
611310	Colleges and universities				
	All establishments	3	g	D	D
	Establishments with 1 to 4 employees	—	X	X	X
	Establishments with 5 to 9 employees	—	X	X	X
	Establishments with 10 to 19 employees	—	X	X	X
	Establishments with 20 to 49 employees	—	X	X	X
	Establishments with 50 to 99 employees	—	X	X	X
	Establishments with 100 to 249 employees	1	X	X	X
	Establishments with 250 to 499 employees	1	X	X	X
	Establishments with 500 to 999 employees	—	X	X	X
	Establishments with 1,000 employees or more	1	X	X	X
6116	Other schools and instruction				
	All establishments	49	749	4 146	16 463
	Establishments with 1 to 4 employees	31	X	X	X
	Establishments with 5 to 9 employees	8	X	X	X
	Establishments with 10 to 19 employees	4	X	X	X
	Establishments with 20 to 49 employees	5	X	X	X
	Establishments with 50 to 99 employees	—	X	X	X
	Establishments with 100 to 249 employees	—	X	X	X
	Establishments with 250 to 499 employees	1	X	X	X
	Establishments with 500 to 999 employees	—	X	X	X
	Establishments with 1,000 employees or more	—	X	X	X
61169	All other schools and instruction				
	All establishments	17	611	3 678	14 496
	Establishments with 1 to 4 employees	8	X	X	X
	Establishments with 5 to 9 employees	3	X	X	X
	Establishments with 10 to 19 employees	1	X	X	X
	Establishments with 20 to 49 employees	4	X	X	X
	Establishments with 50 to 99 employees	—	X	X	X
	Establishments with 100 to 249 employees	—	X	X	X
	Establishments with 250 to 499 employees	1	X	X	X
	Establishments with 500 to 999 employees	—	X	X	X
	Establishments with 1,000 employees or more	—	X	X	X

See footnotes at end of table.

Table 5. Establishments, Employees, and Payroll by Industry and Employment Size of Establishments by County: 2004—Con.

[Excludes most government employees, railroad employees, and self-employed persons. Size class 1 to 4 employees includes establishments having payroll, but no employees, during mid-March pay period. For meaning of abbreviations and symbols, see introductory text. For explanation of terms, see Appendix A. For statement on reliability, see the note at the end of the table and Appendix C]

NAICS code	Geography, kind of business, and employment size class	Establishments (number)	Paid employees for pay period including March 12 (number)	First-quarter payroll (\$1,000)	Annual payroll (\$1,000)
61	HUDSON—Con.				
	Educational services—Con.				
611	Educational services—Con.				
6116	Other schools and instruction—Con.				
61169	All other schools and instruction—Con.				
611691	Exam preparation and tutoring				
	All establishments	7	f	D	D
	Establishments with 1 to 4 employees	2	X	X	X
	Establishments with 5 to 9 employees	2	X	X	X
	Establishments with 10 to 19 employees	1	X	X	X
	Establishments with 20 to 49 employees	1	X	X	X
	Establishments with 50 to 99 employees	—	X	X	X
	Establishments with 100 to 249 employees	—	X	X	X
	Establishments with 250 to 499 employees	1	X	X	X
	Establishments with 500 to 999 employees	—	X	X	X
	Establishments with 1,000 employees or more	—	X	X	X
62	Health care and social assistance				
	All establishments	1 300	23 261	188 660	820 527
	Establishments with 1 to 4 employees	666	X	X	X
	Establishments with 5 to 9 employees	317	X	X	X
	Establishments with 10 to 19 employees	170	X	X	X
	Establishments with 20 to 49 employees	90	X	X	X
	Establishments with 50 to 99 employees	28	X	X	X
	Establishments with 100 to 249 employees	17	X	X	X
	Establishments with 250 to 499 employees	4	X	X	X
	Establishments with 500 to 999 employees	3	X	X	X
	Establishments with 1,000 employees or more	5	X	X	X
621	Ambulatory health care services				
	All establishments	967	8 116	61 168	276 377
	Establishments with 1 to 4 employees	581	X	X	X
	Establishments with 5 to 9 employees	247	X	X	X
	Establishments with 10 to 19 employees	87	X	X	X
	Establishments with 20 to 49 employees	32	X	X	X
	Establishments with 50 to 99 employees	10	X	X	X
	Establishments with 100 to 249 employees	7	X	X	X
	Establishments with 250 to 499 employees	1	X	X	X
	Establishments with 500 to 999 employees	2	X	X	X
	Establishments with 1,000 employees or more	—	X	X	X
6211	Offices of physicians				
	All establishments	488	2 511	27 156	129 540
	Establishments with 1 to 4 employees	315	X	X	X
	Establishments with 5 to 9 employees	114	X	X	X
	Establishments with 10 to 19 employees	45	X	X	X
	Establishments with 20 to 49 employees	11	X	X	X
	Establishments with 50 to 99 employees	2	X	X	X
	Establishments with 100 to 249 employees	1	X	X	X
	Establishments with 250 to 499 employees	—	X	X	X
	Establishments with 500 to 999 employees	—	X	X	X
	Establishments with 1,000 employees or more	—	X	X	X
62111	Offices of physicians				
	All establishments	488	2 511	27 156	129 540
	Establishments with 1 to 4 employees	315	X	X	X
	Establishments with 5 to 9 employees	114	X	X	X
	Establishments with 10 to 19 employees	45	X	X	X
	Establishments with 20 to 49 employees	11	X	X	X
	Establishments with 50 to 99 employees	2	X	X	X
	Establishments with 100 to 249 employees	1	X	X	X
	Establishments with 250 to 499 employees	—	X	X	X
	Establishments with 500 to 999 employees	—	X	X	X
	Establishments with 1,000 employees or more	—	X	X	X
621111	Offices of physicians (except mental health specialists)				
	All establishments	467	2 426	26 390	124 692
	Establishments with 1 to 4 employees	301	X	X	X
	Establishments with 5 to 9 employees	109	X	X	X
	Establishments with 10 to 19 employees	44	X	X	X
	Establishments with 20 to 49 employees	10	X	X	X
	Establishments with 50 to 99 employees	2	X	X	X
	Establishments with 100 to 249 employees	1	X	X	X
	Establishments with 250 to 499 employees	—	X	X	X
	Establishments with 500 to 999 employees	—	X	X	X
	Establishments with 1,000 employees or more	—	X	X	X
6212	Offices of dentists				
	All establishments	250	1 218	8 774	38 543
	Establishments with 1 to 4 employees	149	X	X	X
	Establishments with 5 to 9 employees	75	X	X	X
	Establishments with 10 to 19 employees	22	X	X	X
	Establishments with 20 to 49 employees	4	X	X	X
	Establishments with 50 to 99 employees	—	X	X	X
	Establishments with 100 to 249 employees	—	X	X	X
	Establishments with 250 to 499 employees	—	X	X	X
	Establishments with 500 to 999 employees	—	X	X	X
	Establishments with 1,000 employees or more	—	X	X	X

See footnotes at end of table.

Table 5. Establishments, Employees, and Payroll by Industry and Employment Size of Establishments by County: 2004—Con.

[Excludes most government employees, railroad employees, and self-employed persons. Size class 1 to 4 employees includes establishments having payroll, but no employees, during mid-March pay period. For meaning of abbreviations and symbols, see introductory text. For explanation of terms, see Appendix A. For statement on reliability, see the note at the end of the table and Appendix C]

NAICS code	Geography, kind of business, and employment size class	Establishments (number)	Paid employees for pay period including March 12 (number)	First-quarter payroll (\$1,000)	Annual payroll (\$1,000)
	HUDSON—Con.				
62	Health care and social assistance—Con.				
621	Ambulatory health care services—Con.				
6212	Offices of dentists—Con.				
62121	Offices of dentists				
	All establishments	250	1 218	8 774	38 543
	Establishments with 1 to 4 employees	149	X	X	X
	Establishments with 5 to 9 employees	75	X	X	X
	Establishments with 10 to 19 employees	22	X	X	X
	Establishments with 20 to 49 employees	4	X	X	X
	Establishments with 50 to 99 employees	—	X	X	X
	Establishments with 100 to 249 employees	—	X	X	X
	Establishments with 250 to 499 employees	—	X	X	X
	Establishments with 500 to 999 employees	—	X	X	X
	Establishments with 1,000 employees or more	—	X	X	X
621210	Offices of dentists				
	All establishments	250	1 218	8 774	38 543
	Establishments with 1 to 4 employees	149	X	X	X
	Establishments with 5 to 9 employees	75	X	X	X
	Establishments with 10 to 19 employees	22	X	X	X
	Establishments with 20 to 49 employees	4	X	X	X
	Establishments with 50 to 99 employees	—	X	X	X
	Establishments with 100 to 249 employees	—	X	X	X
	Establishments with 250 to 499 employees	—	X	X	X
	Establishments with 500 to 999 employees	—	X	X	X
	Establishments with 1,000 employees or more	—	X	X	X
6213	Offices of other health practitioners				
	All establishments	135	770	5 868	25 290
	Establishments with 1 to 4 employees	82	X	X	X
	Establishments with 5 to 9 employees	39	X	X	X
	Establishments with 10 to 19 employees	8	X	X	X
	Establishments with 20 to 49 employees	4	X	X	X
	Establishments with 50 to 99 employees	2	X	X	X
	Establishments with 100 to 249 employees	—	X	X	X
	Establishments with 250 to 499 employees	—	X	X	X
	Establishments with 500 to 999 employees	—	X	X	X
	Establishments with 1,000 employees or more	—	X	X	X
62131	Offices of chiropractors				
	All establishments	52	197	1 568	6 514
	Establishments with 1 to 4 employees	35	X	X	X
	Establishments with 5 to 9 employees	15	X	X	X
	Establishments with 10 to 19 employees	1	X	X	X
	Establishments with 20 to 49 employees	1	X	X	X
	Establishments with 50 to 99 employees	—	X	X	X
	Establishments with 100 to 249 employees	—	X	X	X
	Establishments with 250 to 499 employees	—	X	X	X
	Establishments with 500 to 999 employees	—	X	X	X
	Establishments with 1,000 employees or more	—	X	X	X
621310	Offices of chiropractors				
	All establishments	52	197	1 568	6 514
	Establishments with 1 to 4 employees	35	X	X	X
	Establishments with 5 to 9 employees	15	X	X	X
	Establishments with 10 to 19 employees	1	X	X	X
	Establishments with 20 to 49 employees	1	X	X	X
	Establishments with 50 to 99 employees	—	X	X	X
	Establishments with 100 to 249 employees	—	X	X	X
	Establishments with 250 to 499 employees	—	X	X	X
	Establishments with 500 to 999 employees	—	X	X	X
	Establishments with 1,000 employees or more	—	X	X	X
62134	Offices of physical, occupational and speech therapists, and audiologists				
	All establishments	28	353	2 842	12 109
	Establishments with 1 to 4 employees	9	X	X	X
	Establishments with 5 to 9 employees	10	X	X	X
	Establishments with 10 to 19 employees	4	X	X	X
	Establishments with 20 to 49 employees	3	X	X	X
	Establishments with 50 to 99 employees	2	X	X	X
	Establishments with 100 to 249 employees	—	X	X	X
	Establishments with 250 to 499 employees	—	X	X	X
	Establishments with 500 to 999 employees	—	X	X	X
	Establishments with 1,000 employees or more	—	X	X	X
621340	Offices of physical, occupational, and speech therapists and audiologists				
	All establishments	28	353	2 842	12 109
	Establishments with 1 to 4 employees	9	X	X	X
	Establishments with 5 to 9 employees	10	X	X	X
	Establishments with 10 to 19 employees	4	X	X	X
	Establishments with 20 to 49 employees	3	X	X	X
	Establishments with 50 to 99 employees	2	X	X	X
	Establishments with 100 to 249 employees	—	X	X	X
	Establishments with 250 to 499 employees	—	X	X	X
	Establishments with 500 to 999 employees	—	X	X	X
	Establishments with 1,000 employees or more	—	X	X	X

See footnotes at end of table.

Table 5. Establishments, Employees, and Payroll by Industry and Employment Size of Establishments by County: 2004—Con.

[Excludes most government employees, railroad employees, and self-employed persons. Size class 1 to 4 employees includes establishments having payroll, but no employees, during mid-March pay period. For meaning of abbreviations and symbols, see introductory text. For explanation of terms, see Appendix A. For statement on reliability, see the note at the end of the table and Appendix C]

NAICS code	Geography, kind of business, and employment size class	Establishments (number)	Paid employees for pay period including March 12 (number)	First-quarter payroll (\$1,000)	Annual payroll (\$1,000)
	HUDSON—Con.				
62	Health care and social assistance—Con.				
621	Ambulatory health care services—Con.				
6213	Offices of other health practitioners—Con.				
62134	Offices of physical, occupational and speech therapists, and audiologists—Con.				
621340	Offices of physical, occupational, and speech therapists and audiologists—Con.				
	All establishments—Con.				
	Establishments with 1,000 employees or more	—	X	X	X
62139	Offices of all other health practitioners				
	All establishments	33	c	D	D
	Establishments with 1 to 4 employees	24	X	X	X
	Establishments with 5 to 9 employees	7	X	X	X
	Establishments with 10 to 19 employees	2	X	X	X
	Establishments with 20 to 49 employees	—	X	X	X
	Establishments with 50 to 99 employees	—	X	X	X
	Establishments with 100 to 249 employees	—	X	X	X
	Establishments with 250 to 499 employees	—	X	X	X
	Establishments with 500 to 999 employees	—	X	X	X
	Establishments with 1,000 employees or more	—	X	X	X
621391	Offices of podiatrists				
	All establishments	32	125	911	4 302
	Establishments with 1 to 4 employees	23	X	X	X
	Establishments with 5 to 9 employees	7	X	X	X
	Establishments with 10 to 19 employees	2	X	X	X
	Establishments with 20 to 49 employees	—	X	X	X
	Establishments with 50 to 99 employees	—	X	X	X
	Establishments with 100 to 249 employees	—	X	X	X
	Establishments with 250 to 499 employees	—	X	X	X
	Establishments with 500 to 999 employees	—	X	X	X
	Establishments with 1,000 employees or more	—	X	X	X
6214	Outpatient care centers				
	All establishments	38	757	6 211	25 541
	Establishments with 1 to 4 employees	14	X	X	X
	Establishments with 5 to 9 employees	10	X	X	X
	Establishments with 10 to 19 employees	7	X	X	X
	Establishments with 20 to 49 employees	4	X	X	X
	Establishments with 50 to 99 employees	1	X	X	X
	Establishments with 100 to 249 employees	2	X	X	X
	Establishments with 250 to 499 employees	—	X	X	X
	Establishments with 500 to 999 employees	—	X	X	X
	Establishments with 1,000 employees or more	—	X	X	X
62142	Outpatient mental health and substance abuse centers				
	All establishments	5	102	595	2 699
	Establishments with 1 to 4 employees	2	X	X	X
	Establishments with 5 to 9 employees	—	X	X	X
	Establishments with 10 to 19 employees	1	X	X	X
	Establishments with 20 to 49 employees	1	X	X	X
	Establishments with 50 to 99 employees	1	X	X	X
	Establishments with 100 to 249 employees	—	X	X	X
	Establishments with 250 to 499 employees	—	X	X	X
	Establishments with 500 to 999 employees	—	X	X	X
	Establishments with 1,000 employees or more	—	X	X	X
621420	Outpatient mental health and substance abuse centers				
	All establishments	5	102	595	2 699
	Establishments with 1 to 4 employees	2	X	X	X
	Establishments with 5 to 9 employees	—	X	X	X
	Establishments with 10 to 19 employees	1	X	X	X
	Establishments with 20 to 49 employees	1	X	X	X
	Establishments with 50 to 99 employees	1	X	X	X
	Establishments with 100 to 249 employees	—	X	X	X
	Establishments with 250 to 499 employees	—	X	X	X
	Establishments with 500 to 999 employees	—	X	X	X
	Establishments with 1,000 employees or more	—	X	X	X
62149	Other outpatient care centers				
	All establishments	33	655	5 616	22 842
	Establishments with 1 to 4 employees	12	X	X	X
	Establishments with 5 to 9 employees	10	X	X	X
	Establishments with 10 to 19 employees	6	X	X	X
	Establishments with 20 to 49 employees	3	X	X	X
	Establishments with 50 to 99 employees	—	X	X	X
	Establishments with 100 to 249 employees	2	X	X	X
	Establishments with 250 to 499 employees	—	X	X	X
	Establishments with 500 to 999 employees	—	X	X	X
	Establishments with 1,000 employees or more	—	X	X	X

See footnotes at end of table.

Table 5. Establishments, Employees, and Payroll by Industry and Employment Size of Establishments by County: 2004—Con.

[Excludes most government employees, railroad employees, and self-employed persons. Size class 1 to 4 employees includes establishments having payroll, but no employees, during mid-March pay period. For meaning of abbreviations and symbols, see introductory text. For explanation of terms, see Appendix A. For statement on reliability, see the note at the end of the table and Appendix C]

NAICS code	Geography, kind of business, and employment size class	Establishments (number)	Paid employees for pay period including March 12 (number)	First-quarter payroll (\$1,000)	Annual payroll (\$1,000)
HUDSON—Con.					
62	Health care and social assistance—Con.				
621	Ambulatory health care services—Con.				
6214	Outpatient care centers—Con.				
62149	Other outpatient care centers—Con.				
621492	Kidney dialysis centers				
	All establishments	6	112	1 291	4 346
	Establishments with 1 to 4 employees	2	X	X	X
	Establishments with 5 to 9 employees	—	X	X	X
	Establishments with 10 to 19 employees	1	X	X	X
	Establishments with 20 to 49 employees	3	X	X	X
	Establishments with 50 to 99 employees	—	X	X	X
	Establishments with 100 to 249 employees	—	X	X	X
	Establishments with 250 to 499 employees	—	X	X	X
	Establishments with 500 to 999 employees	—	X	X	X
	Establishments with 1,000 employees or more	—	X	X	X
621498	All other outpatient care centers				
	All establishments	20	495	3 699	16 103
	Establishments with 1 to 4 employees	6	X	X	X
	Establishments with 5 to 9 employees	9	X	X	X
	Establishments with 10 to 19 employees	3	X	X	X
	Establishments with 20 to 49 employees	—	X	X	X
	Establishments with 50 to 99 employees	—	X	X	X
	Establishments with 100 to 249 employees	2	X	X	X
	Establishments with 250 to 499 employees	—	X	X	X
	Establishments with 500 to 999 employees	—	X	X	X
	Establishments with 1,000 employees or more	—	X	X	X
6215	Medical and diagnostic laboratories				
	All establishments	30	263	2 701	11 847
	Establishments with 1 to 4 employees	15	X	X	X
	Establishments with 5 to 9 employees	7	X	X	X
	Establishments with 10 to 19 employees	3	X	X	X
	Establishments with 20 to 49 employees	5	X	X	X
	Establishments with 50 to 99 employees	—	X	X	X
	Establishments with 100 to 249 employees	—	X	X	X
	Establishments with 250 to 499 employees	—	X	X	X
	Establishments with 500 to 999 employees	—	X	X	X
	Establishments with 1,000 employees or more	—	X	X	X
62151	Medical and diagnostic laboratories				
	All establishments	30	263	2 701	11 847
	Establishments with 1 to 4 employees	15	X	X	X
	Establishments with 5 to 9 employees	7	X	X	X
	Establishments with 10 to 19 employees	3	X	X	X
	Establishments with 20 to 49 employees	5	X	X	X
	Establishments with 50 to 99 employees	—	X	X	X
	Establishments with 100 to 249 employees	—	X	X	X
	Establishments with 250 to 499 employees	—	X	X	X
	Establishments with 500 to 999 employees	—	X	X	X
	Establishments with 1,000 employees or more	—	X	X	X
621512	Diagnostic imaging centers				
	All establishments	23	183	2 285	10 101
	Establishments with 1 to 4 employees	12	X	X	X
	Establishments with 5 to 9 employees	6	X	X	X
	Establishments with 10 to 19 employees	2	X	X	X
	Establishments with 20 to 49 employees	3	X	X	X
	Establishments with 50 to 99 employees	—	X	X	X
	Establishments with 100 to 249 employees	—	X	X	X
	Establishments with 250 to 499 employees	—	X	X	X
	Establishments with 500 to 999 employees	—	X	X	X
	Establishments with 1,000 employees or more	—	X	X	X
6216	Home health care services				
	All establishments	16	2 362	8 593	37 661
	Establishments with 1 to 4 employees	2	X	X	X
	Establishments with 5 to 9 employees	1	X	X	X
	Establishments with 10 to 19 employees	1	X	X	X
	Establishments with 20 to 49 employees	2	X	X	X
	Establishments with 50 to 99 employees	3	X	X	X
	Establishments with 100 to 249 employees	4	X	X	X
	Establishments with 250 to 499 employees	1	X	X	X
	Establishments with 500 to 999 employees	2	X	X	X
	Establishments with 1,000 employees or more	—	X	X	X
62161	Home health care services				
	All establishments	16	2 362	8 593	37 661
	Establishments with 1 to 4 employees	2	X	X	X
	Establishments with 5 to 9 employees	1	X	X	X
	Establishments with 10 to 19 employees	1	X	X	X
	Establishments with 20 to 49 employees	2	X	X	X
	Establishments with 50 to 99 employees	3	X	X	X
	Establishments with 100 to 249 employees	4	X	X	X
	Establishments with 250 to 499 employees	1	X	X	X
	Establishments with 500 to 999 employees	2	X	X	X
	Establishments with 1,000 employees or more	—	X	X	X

See footnotes at end of table.

Table 5. Establishments, Employees, and Payroll by Industry and Employment Size of Establishments by County: 2004—Con.

[Excludes most government employees, railroad employees, and self-employed persons. Size class 1 to 4 employees includes establishments having payroll, but no employees, during mid-March pay period. For meaning of abbreviations and symbols, see introductory text. For explanation of terms, see Appendix A. For statement on reliability, see the note at the end of the table and Appendix C]

NAICS code	Geography, kind of business, and employment size class	Establishments (number)	Paid employees for pay period including March 12 (number)	First-quarter payroll (\$1,000)	Annual payroll (\$1,000)
62	HUDSON—Con.				
	Health care and social assistance—Con.				
621	Ambulatory health care services—Con.				
6216	Home health care services—Con.				
62161	Home health care services—Con.				
621610	Home health care services				
	All establishments	16	2 362	8 593	37 661
	Establishments with 1 to 4 employees	2	X	X	X
	Establishments with 5 to 9 employees	1	X	X	X
	Establishments with 10 to 19 employees	1	X	X	X
	Establishments with 20 to 49 employees	2	X	X	X
	Establishments with 50 to 99 employees	3	X	X	X
	Establishments with 100 to 249 employees	4	X	X	X
	Establishments with 250 to 499 employees	1	X	X	X
	Establishments with 500 to 999 employees	2	X	X	X
	Establishments with 1,000 employees or more	—	X	X	X
6219	Other ambulatory health care services				
	All establishments	10	235	1 865	7 955
	Establishments with 1 to 4 employees	4	X	X	X
	Establishments with 5 to 9 employees	1	X	X	X
	Establishments with 10 to 19 employees	1	X	X	X
	Establishments with 20 to 49 employees	2	X	X	X
	Establishments with 50 to 99 employees	2	X	X	X
	Establishments with 100 to 249 employees	—	X	X	X
	Establishments with 250 to 499 employees	—	X	X	X
	Establishments with 500 to 999 employees	—	X	X	X
	Establishments with 1,000 employees or more	—	X	X	X
62191	Ambulance services				
	All establishments	6	c	D	D
	Establishments with 1 to 4 employees	2	X	X	X
	Establishments with 5 to 9 employees	1	X	X	X
	Establishments with 10 to 19 employees	—	X	X	X
	Establishments with 20 to 49 employees	1	X	X	X
	Establishments with 50 to 99 employees	2	X	X	X
	Establishments with 100 to 249 employees	—	X	X	X
	Establishments with 250 to 499 employees	—	X	X	X
	Establishments with 500 to 999 employees	—	X	X	X
	Establishments with 1,000 employees or more	—	X	X	X
621910	Ambulance services				
	All establishments	6	c	D	D
	Establishments with 1 to 4 employees	2	X	X	X
	Establishments with 5 to 9 employees	1	X	X	X
	Establishments with 10 to 19 employees	—	X	X	X
	Establishments with 20 to 49 employees	1	X	X	X
	Establishments with 50 to 99 employees	2	X	X	X
	Establishments with 100 to 249 employees	—	X	X	X
	Establishments with 250 to 499 employees	—	X	X	X
	Establishments with 500 to 999 employees	—	X	X	X
	Establishments with 1,000 employees or more	—	X	X	X
622	Hospitals				
	All establishments	12	i	D	D
	Establishments with 1 to 4 employees	4	X	X	X
	Establishments with 5 to 9 employees	—	X	X	X
	Establishments with 10 to 19 employees	—	X	X	X
	Establishments with 20 to 49 employees	—	X	X	X
	Establishments with 50 to 99 employees	—	X	X	X
	Establishments with 100 to 249 employees	1	X	X	X
	Establishments with 250 to 499 employees	1	X	X	X
	Establishments with 500 to 999 employees	1	X	X	X
	Establishments with 1,000 employees or more	5	X	X	X
6221	General medical and surgical hospitals				
	All establishments	10	8 546	90 995	385 209
	Establishments with 1 to 4 employees	2	X	X	X
	Establishments with 5 to 9 employees	—	X	X	X
	Establishments with 10 to 19 employees	—	X	X	X
	Establishments with 20 to 49 employees	—	X	X	X
	Establishments with 50 to 99 employees	—	X	X	X
	Establishments with 100 to 249 employees	1	X	X	X
	Establishments with 250 to 499 employees	1	X	X	X
	Establishments with 500 to 999 employees	1	X	X	X
	Establishments with 1,000 employees or more	5	X	X	X
62211	General medical and surgical hospitals				
	All establishments	10	8 546	90 995	385 209
	Establishments with 1 to 4 employees	2	X	X	X
	Establishments with 5 to 9 employees	—	X	X	X
	Establishments with 10 to 19 employees	—	X	X	X
	Establishments with 20 to 49 employees	—	X	X	X
	Establishments with 50 to 99 employees	—	X	X	X
	Establishments with 100 to 249 employees	1	X	X	X
	Establishments with 250 to 499 employees	1	X	X	X
	Establishments with 500 to 999 employees	1	X	X	X
	Establishments with 1,000 employees or more	5	X	X	X

See footnotes at end of table.

Table 5. Establishments, Employees, and Payroll by Industry and Employment Size of Establishments by County: 2004—Con.

[Excludes most government employees, railroad employees, and self-employed persons. Size class 1 to 4 employees includes establishments having payroll, but no employees, during mid-March pay period. For meaning of abbreviations and symbols, see introductory text. For explanation of terms, see Appendix A. For statement on reliability, see the note at the end of the table and Appendix C]

NAICS code	Geography, kind of business, and employment size class	Establishments (number)	Paid employees for pay period including March 12 (number)	First-quarter payroll (\$1,000)	Annual payroll (\$1,000)
62	HUDSON—Con.				
	Health care and social assistance—Con.				
622	Hospitals—Con.				
6221	General medical and surgical hospitals—Con.				
62211	General medical and surgical hospitals—Con.				
622110	General medical and surgical hospitals				
	All establishments	10	8 546	90 995	385 209
	Establishments with 1 to 4 employees	2	X	X	X
	Establishments with 5 to 9 employees	—	X	X	X
	Establishments with 10 to 19 employees	—	X	X	X
	Establishments with 20 to 49 employees	—	X	X	X
	Establishments with 50 to 99 employees	—	X	X	X
	Establishments with 100 to 249 employees	1	X	X	X
	Establishments with 250 to 499 employees	1	X	X	X
	Establishments with 500 to 999 employees	1	X	X	X
	Establishments with 1,000 employees or more	5	X	X	X
623	Nursing and residential care facilities				
	All establishments	33	g	D	D
	Establishments with 1 to 4 employees	5	X	X	X
	Establishments with 5 to 9 employees	6	X	X	X
	Establishments with 10 to 19 employees	2	X	X	X
	Establishments with 20 to 49 employees	6	X	X	X
	Establishments with 50 to 99 employees	6	X	X	X
	Establishments with 100 to 249 employees	7	X	X	X
	Establishments with 250 to 499 employees	1	X	X	X
	Establishments with 500 to 999 employees	—	X	X	X
	Establishments with 1,000 employees or more	—	X	X	X
6231	Nursing care facilities				
	All establishments	14	1 537	9 607	44 328
	Establishments with 1 to 4 employees	1	X	X	X
	Establishments with 5 to 9 employees	1	X	X	X
	Establishments with 10 to 19 employees	—	X	X	X
	Establishments with 20 to 49 employees	1	X	X	X
	Establishments with 50 to 99 employees	4	X	X	X
	Establishments with 100 to 249 employees	6	X	X	X
	Establishments with 250 to 499 employees	1	X	X	X
	Establishments with 500 to 999 employees	—	X	X	X
	Establishments with 1,000 employees or more	—	X	X	X
62311	Nursing care facilities				
	All establishments	14	1 537	9 607	44 328
	Establishments with 1 to 4 employees	1	X	X	X
	Establishments with 5 to 9 employees	1	X	X	X
	Establishments with 10 to 19 employees	—	X	X	X
	Establishments with 20 to 49 employees	1	X	X	X
	Establishments with 50 to 99 employees	4	X	X	X
	Establishments with 100 to 249 employees	6	X	X	X
	Establishments with 250 to 499 employees	1	X	X	X
	Establishments with 500 to 999 employees	—	X	X	X
	Establishments with 1,000 employees or more	—	X	X	X
623110	Nursing care facilities				
	All establishments	14	1 537	9 607	44 328
	Establishments with 1 to 4 employees	1	X	X	X
	Establishments with 5 to 9 employees	1	X	X	X
	Establishments with 10 to 19 employees	—	X	X	X
	Establishments with 20 to 49 employees	1	X	X	X
	Establishments with 50 to 99 employees	4	X	X	X
	Establishments with 100 to 249 employees	6	X	X	X
	Establishments with 250 to 499 employees	1	X	X	X
	Establishments with 500 to 999 employees	—	X	X	X
	Establishments with 1,000 employees or more	—	X	X	X
6232	Residential mental retardation, mental health and substance abuse facilities				
	All establishments	8	e	D	D
	Establishments with 1 to 4 employees	1	X	X	X
	Establishments with 5 to 9 employees	1	X	X	X
	Establishments with 10 to 19 employees	1	X	X	X
	Establishments with 20 to 49 employees	4	X	X	X
	Establishments with 50 to 99 employees	1	X	X	X
	Establishments with 100 to 249 employees	—	X	X	X
	Establishments with 250 to 499 employees	—	X	X	X
	Establishments with 500 to 999 employees	—	X	X	X
	Establishments with 1,000 employees or more	—	X	X	X
62322	Residential mental health and substance abuse facilities				
	All establishments	6	187	1 050	4 844
	Establishments with 1 to 4 employees	1	X	X	X
	Establishments with 5 to 9 employees	1	X	X	X
	Establishments with 10 to 19 employees	—	X	X	X
	Establishments with 20 to 49 employees	3	X	X	X
	Establishments with 50 to 99 employees	1	X	X	X
	Establishments with 100 to 249 employees	—	X	X	X
	Establishments with 250 to 499 employees	—	X	X	X
	Establishments with 500 to 999 employees	—	X	X	X

See footnotes at end of table.

Table 5. Establishments, Employees, and Payroll by Industry and Employment Size of Establishments by County: 2004—Con.

[Excludes most government employees, railroad employees, and self-employed persons. Size class 1 to 4 employees includes establishments having payroll, but no employees, during mid-March pay period. For meaning of abbreviations and symbols, see introductory text. For explanation of terms, see Appendix A. For statement on reliability, see the note at the end of the table and Appendix C]

NAICS code	Geography, kind of business, and employment size class	Establishments (number)	Paid employees for pay period including March 12 (number)	First-quarter payroll (\$1,000)	Annual payroll (\$1,000)
	HUDSON—Con.				
62	Health care and social assistance—Con.				
623	Nursing and residential care facilities—Con.				
6232	Residential mental retardation, mental health and substance abuse facilities—Con.				
62322	Residential mental health and substance abuse facilities—Con.				
	All establishments—Con.				
	Establishments with 1,000 employees or more.....	—	X	X	X
623220	Residential mental health and substance abuse facilities				
	All establishments	6	187	1 050	4 844
	Establishments with 1 to 4 employees	1	X	X	X
	Establishments with 5 to 9 employees	1	X	X	X
	Establishments with 10 to 19 employees	—	X	X	X
	Establishments with 20 to 49 employees	3	X	X	X
	Establishments with 50 to 99 employees	1	X	X	X
	Establishments with 100 to 249 employees	—	X	X	X
	Establishments with 250 to 499 employees	—	X	X	X
	Establishments with 500 to 999 employees	—	X	X	X
	Establishments with 1,000 employees or more	—	X	X	X
6233	Community care facilities for the elderly				
	All establishments	3	c	D	D
	Establishments with 1 to 4 employees	1	X	X	X
	Establishments with 5 to 9 employees	—	X	X	X
	Establishments with 10 to 19 employees	—	X	X	X
	Establishments with 20 to 49 employees	—	X	X	X
	Establishments with 50 to 99 employees	1	X	X	X
	Establishments with 100 to 249 employees	1	X	X	X
	Establishments with 250 to 499 employees	—	X	X	X
	Establishments with 500 to 999 employees	—	X	X	X
	Establishments with 1,000 employees or more	—	X	X	X
62331	Community care facilities for the elderly				
	All establishments	3	c	D	D
	Establishments with 1 to 4 employees	1	X	X	X
	Establishments with 5 to 9 employees	—	X	X	X
	Establishments with 10 to 19 employees	—	X	X	X
	Establishments with 20 to 49 employees	—	X	X	X
	Establishments with 50 to 99 employees	1	X	X	X
	Establishments with 100 to 249 employees	1	X	X	X
	Establishments with 250 to 499 employees	—	X	X	X
	Establishments with 500 to 999 employees	—	X	X	X
	Establishments with 1,000 employees or more	—	X	X	X
623311	Continuing care retirement communities				
	All establishments	2	c	D	D
	Establishments with 1 to 4 employees	—	X	X	X
	Establishments with 5 to 9 employees	—	X	X	X
	Establishments with 10 to 19 employees	—	X	X	X
	Establishments with 20 to 49 employees	—	X	X	X
	Establishments with 50 to 99 employees	1	X	X	X
	Establishments with 100 to 249 employees	1	X	X	X
	Establishments with 250 to 499 employees	—	X	X	X
	Establishments with 500 to 999 employees	—	X	X	X
	Establishments with 1,000 employees or more	—	X	X	X
624	Social assistance				
	All establishments	288	4 540	23 874	101 274
	Establishments with 1 to 4 employees	76	X	X	X
	Establishments with 5 to 9 employees	64	X	X	X
	Establishments with 10 to 19 employees	81	X	X	X
	Establishments with 20 to 49 employees	52	X	X	X
	Establishments with 50 to 99 employees	12	X	X	X
	Establishments with 100 to 249 employees	2	X	X	X
	Establishments with 250 to 499 employees	1	X	X	X
	Establishments with 500 to 999 employees	—	X	X	X
	Establishments with 1,000 employees or more	—	X	X	X
6241	Individual and family services				
	All establishments	67	1 427	8 657	36 827
	Establishments with 1 to 4 employees	20	X	X	X
	Establishments with 5 to 9 employees	11	X	X	X
	Establishments with 10 to 19 employees	15	X	X	X
	Establishments with 20 to 49 employees	15	X	X	X
	Establishments with 50 to 99 employees	5	X	X	X
	Establishments with 100 to 249 employees	—	X	X	X
	Establishments with 250 to 499 employees	1	X	X	X
	Establishments with 500 to 999 employees	—	X	X	X
	Establishments with 1,000 employees or more	—	X	X	X

See footnotes at end of table.

Table 5. Establishments, Employees, and Payroll by Industry and Employment Size of Establishments by County: 2004—Con.

[Excludes most government employees, railroad employees, and self-employed persons. Size class 1 to 4 employees includes establishments having payroll, but no employees, during mid-March pay period. For meaning of abbreviations and symbols, see introductory text. For explanation of terms, see Appendix A. For statement on reliability, see the note at the end of the table and Appendix C]

NAICS code	Geography, kind of business, and employment size class	Establishments (number)	Paid employees for pay period including March 12 (number)	First-quarter payroll (\$1,000)	Annual payroll (\$1,000)
HUDSON—Con.					
62	Health care and social assistance—Con.				
624	Social assistance—Con.				
6241	Individual and family services—Con.				
62412	Services for the elderly and persons with disabilities				
	All establishments	15	631	3 100	13 592
	Establishments with 1 to 4 employees	3	X	X	X
	Establishments with 5 to 9 employees	—	X	X	X
	Establishments with 10 to 19 employees	4	X	X	X
	Establishments with 20 to 49 employees	5	X	X	X
	Establishments with 50 to 99 employees	2	X	X	X
	Establishments with 100 to 249 employees	—	X	X	X
	Establishments with 250 to 499 employees	1	X	X	X
	Establishments with 500 to 999 employees	—	X	X	X
	Establishments with 1,000 employees or more	—	X	X	X
624120	Services for the elderly and persons with disabilities				
	All establishments	15	631	3 100	13 592
	Establishments with 1 to 4 employees	3	X	X	X
	Establishments with 5 to 9 employees	—	X	X	X
	Establishments with 10 to 19 employees	4	X	X	X
	Establishments with 20 to 49 employees	5	X	X	X
	Establishments with 50 to 99 employees	2	X	X	X
	Establishments with 100 to 249 employees	—	X	X	X
	Establishments with 250 to 499 employees	1	X	X	X
	Establishments with 500 to 999 employees	—	X	X	X
	Establishments with 1,000 employees or more	—	X	X	X
62419	Other individual and family services				
	All establishments	46	741	5 286	22 137
	Establishments with 1 to 4 employees	15	X	X	X
	Establishments with 5 to 9 employees	10	X	X	X
	Establishments with 10 to 19 employees	8	X	X	X
	Establishments with 20 to 49 employees	10	X	X	X
	Establishments with 50 to 99 employees	3	X	X	X
	Establishments with 100 to 249 employees	—	X	X	X
	Establishments with 250 to 499 employees	—	X	X	X
	Establishments with 500 to 999 employees	—	X	X	X
	Establishments with 1,000 employees or more	—	X	X	X
624190	Other individual and family services				
	All establishments	46	741	5 286	22 137
	Establishments with 1 to 4 employees	15	X	X	X
	Establishments with 5 to 9 employees	10	X	X	X
	Establishments with 10 to 19 employees	8	X	X	X
	Establishments with 20 to 49 employees	10	X	X	X
	Establishments with 50 to 99 employees	3	X	X	X
	Establishments with 100 to 249 employees	—	X	X	X
	Establishments with 250 to 499 employees	—	X	X	X
	Establishments with 500 to 999 employees	—	X	X	X
	Establishments with 1,000 employees or more	—	X	X	X
6242	Community food and housing, and emergency and other relief services				
	All establishments	7	110	598	2 538
	Establishments with 1 to 4 employees	1	X	X	X
	Establishments with 5 to 9 employees	—	X	X	X
	Establishments with 10 to 19 employees	4	X	X	X
	Establishments with 20 to 49 employees	2	X	X	X
	Establishments with 50 to 99 employees	—	X	X	X
	Establishments with 100 to 249 employees	—	X	X	X
	Establishments with 250 to 499 employees	—	X	X	X
	Establishments with 500 to 999 employees	—	X	X	X
	Establishments with 1,000 employees or more	—	X	X	X
6243	Vocational rehabilitation services				
	All establishments	8	478	1 892	8 380
	Establishments with 1 to 4 employees	—	X	X	X
	Establishments with 5 to 9 employees	—	X	X	X
	Establishments with 10 to 19 employees	2	X	X	X
	Establishments with 20 to 49 employees	1	X	X	X
	Establishments with 50 to 99 employees	3	X	X	X
	Establishments with 100 to 249 employees	2	X	X	X
	Establishments with 250 to 499 employees	—	X	X	X
	Establishments with 500 to 999 employees	—	X	X	X
	Establishments with 1,000 employees or more	—	X	X	X
62431	Vocational rehabilitation services				
	All establishments	8	478	1 892	8 380
	Establishments with 1 to 4 employees	—	X	X	X
	Establishments with 5 to 9 employees	—	X	X	X
	Establishments with 10 to 19 employees	2	X	X	X
	Establishments with 20 to 49 employees	1	X	X	X
	Establishments with 50 to 99 employees	3	X	X	X
	Establishments with 100 to 249 employees	2	X	X	X
	Establishments with 250 to 499 employees	—	X	X	X
	Establishments with 500 to 999 employees	—	X	X	X
	Establishments with 1,000 employees or more	—	X	X	X

See footnotes at end of table.

Table 5. Establishments, Employees, and Payroll by Industry and Employment Size of Establishments by County: 2004—Con.

[Excludes most government employees, railroad employees, and self-employed persons. Size class 1 to 4 employees includes establishments having payroll, but no employees, during mid-March pay period. For meaning of abbreviations and symbols, see introductory text. For explanation of terms, see Appendix A. For statement on reliability, see the note at the end of the table and Appendix C]

NAICS code	Geography, kind of business, and employment size class	Establishments (number)	Paid employees for pay period including March 12 (number)	First-quarter payroll (\$1,000)	Annual payroll (\$1,000)
62	HUDSON—Con.				
	Health care and social assistance—Con.				
624	Social assistance—Con.				
6243	Vocational rehabilitation services—Con.				
62431	Vocational rehabilitation services—Con.				
624310	Vocational rehabilitation services				
	All establishments	8	478	1 892	8 380
	Establishments with 1 to 4 employees	—	X	X	X
	Establishments with 5 to 9 employees	—	X	X	X
	Establishments with 10 to 19 employees	2	X	X	X
	Establishments with 20 to 49 employees	1	X	X	X
	Establishments with 50 to 99 employees	3	X	X	X
	Establishments with 100 to 249 employees	2	X	X	X
	Establishments with 250 to 499 employees	—	X	X	X
	Establishments with 500 to 999 employees	—	X	X	X
	Establishments with 1,000 employees or more	—	X	X	X
6244	Child day care services				
	All establishments	206	2 525	12 727	53 529
	Establishments with 1 to 4 employees	55	X	X	X
	Establishments with 5 to 9 employees	53	X	X	X
	Establishments with 10 to 19 employees	60	X	X	X
	Establishments with 20 to 49 employees	34	X	X	X
	Establishments with 50 to 99 employees	4	X	X	X
	Establishments with 100 to 249 employees	—	X	X	X
	Establishments with 250 to 499 employees	—	X	X	X
	Establishments with 500 to 999 employees	—	X	X	X
	Establishments with 1,000 employees or more	—	X	X	X
62441	Child day care services				
	All establishments	206	2 525	12 727	53 529
	Establishments with 1 to 4 employees	55	X	X	X
	Establishments with 5 to 9 employees	53	X	X	X
	Establishments with 10 to 19 employees	60	X	X	X
	Establishments with 20 to 49 employees	34	X	X	X
	Establishments with 50 to 99 employees	4	X	X	X
	Establishments with 100 to 249 employees	—	X	X	X
	Establishments with 250 to 499 employees	—	X	X	X
	Establishments with 500 to 999 employees	—	X	X	X
	Establishments with 1,000 employees or more	—	X	X	X
624410	Child day care services				
	All establishments	206	2 525	12 727	53 529
	Establishments with 1 to 4 employees	55	X	X	X
	Establishments with 5 to 9 employees	53	X	X	X
	Establishments with 10 to 19 employees	60	X	X	X
	Establishments with 20 to 49 employees	34	X	X	X
	Establishments with 50 to 99 employees	4	X	X	X
	Establishments with 100 to 249 employees	—	X	X	X
	Establishments with 250 to 499 employees	—	X	X	X
	Establishments with 500 to 999 employees	—	X	X	X
	Establishments with 1,000 employees or more	—	X	X	X
71	Arts, entertainment, and recreation				
	All establishments	140	g	D	D
	Establishments with 1 to 4 employees	97	X	X	X
	Establishments with 5 to 9 employees	14	X	X	X
	Establishments with 10 to 19 employees	11	X	X	X
	Establishments with 20 to 49 employees	10	X	X	X
	Establishments with 50 to 99 employees	5	X	X	X
	Establishments with 100 to 249 employees	2	X	X	X
	Establishments with 250 to 499 employees	1	X	X	X
	Establishments with 500 to 999 employees	—	X	X	X
	Establishments with 1,000 employees or more	—	X	X	X
711	Performing arts, spectator sports, and related industries				
	All establishments	56	306	3 030	13 035
	Establishments with 1 to 4 employees	47	X	X	X
	Establishments with 5 to 9 employees	4	X	X	X
	Establishments with 10 to 19 employees	1	X	X	X
	Establishments with 20 to 49 employees	3	X	X	X
	Establishments with 50 to 99 employees	—	X	X	X
	Establishments with 100 to 249 employees	1	X	X	X
	Establishments with 250 to 499 employees	—	X	X	X
	Establishments with 500 to 999 employees	—	X	X	X
	Establishments with 1,000 employees or more	—	X	X	X
7111	Performing arts companies				
	All establishments	14	129	690	1 881
	Establishments with 1 to 4 employees	12	X	X	X
	Establishments with 5 to 9 employees	1	X	X	X
	Establishments with 10 to 19 employees	—	X	X	X
	Establishments with 20 to 49 employees	—	X	X	X
	Establishments with 50 to 99 employees	—	X	X	X
	Establishments with 100 to 249 employees	1	X	X	X
	Establishments with 250 to 499 employees	—	X	X	X
	Establishments with 500 to 999 employees	—	X	X	X
	Establishments with 1,000 employees or more	—	X	X	X

See footnotes at end of table.

Table 5. Establishments, Employees, and Payroll by Industry and Employment Size of Establishments by County: 2004—Con.

[Excludes most government employees, railroad employees, and self-employed persons. Size class 1 to 4 employees includes establishments having payroll, but no employees, during mid-March pay period. For meaning of abbreviations and symbols, see introductory text. For explanation of terms, see Appendix A. For statement on reliability, see the note at the end of the table and Appendix C]

NAICS code	Geography, kind of business, and employment size class	Establishments (number)	Paid employees for pay period including March 12 (number)	First-quarter payroll (\$1,000)	Annual payroll (\$1,000)
	HUDSON—Con.				
71	Arts, entertainment, and recreation—Con.				
711	Performing arts, spectator sports, and related industries—Con.				
7111	Performing arts companies—Con.				
71113	Musical groups and artists				
	All establishments	6	111	650	1 703
	Establishments with 1 to 4 employees	5	X	X	X
	Establishments with 5 to 9 employees	—	X	X	X
	Establishments with 10 to 19 employees	—	X	X	X
	Establishments with 20 to 49 employees	—	X	X	X
	Establishments with 50 to 99 employees	—	X	X	X
	Establishments with 100 to 249 employees	1	X	X	X
	Establishments with 250 to 499 employees	—	X	X	X
	Establishments with 500 to 999 employees	—	X	X	X
	Establishments with 1,000 employees or more	—	X	X	X
711130	Musical groups and artists				
	All establishments	6	111	650	1 703
	Establishments with 1 to 4 employees	5	X	X	X
	Establishments with 5 to 9 employees	—	X	X	X
	Establishments with 10 to 19 employees	—	X	X	X
	Establishments with 20 to 49 employees	—	X	X	X
	Establishments with 50 to 99 employees	—	X	X	X
	Establishments with 100 to 249 employees	1	X	X	X
	Establishments with 250 to 499 employees	—	X	X	X
	Establishments with 500 to 999 employees	—	X	X	X
	Establishments with 1,000 employees or more	—	X	X	X
712	Museums, historical sites, and similar institutions				
	All establishments	7	e	D	D
	Establishments with 1 to 4 employees	4	X	X	X
	Establishments with 5 to 9 employees	1	X	X	X
	Establishments with 10 to 19 employees	—	X	X	X
	Establishments with 20 to 49 employees	1	X	X	X
	Establishments with 50 to 99 employees	—	X	X	X
	Establishments with 100 to 249 employees	—	X	X	X
	Establishments with 250 to 499 employees	1	X	X	X
	Establishments with 500 to 999 employees	—	X	X	X
	Establishments with 1,000 employees or more	—	X	X	X
7121	Museums, historical sites, and similar institutions				
	All establishments	7	e	D	D
	Establishments with 1 to 4 employees	4	X	X	X
	Establishments with 5 to 9 employees	1	X	X	X
	Establishments with 10 to 19 employees	—	X	X	X
	Establishments with 20 to 49 employees	1	X	X	X
	Establishments with 50 to 99 employees	—	X	X	X
	Establishments with 100 to 249 employees	—	X	X	X
	Establishments with 250 to 499 employees	1	X	X	X
	Establishments with 500 to 999 employees	—	X	X	X
	Establishments with 1,000 employees or more	—	X	X	X
71211	Museums				
	All establishments	5	e	D	D
	Establishments with 1 to 4 employees	2	X	X	X
	Establishments with 5 to 9 employees	1	X	X	X
	Establishments with 10 to 19 employees	—	X	X	X
	Establishments with 20 to 49 employees	1	X	X	X
	Establishments with 50 to 99 employees	—	X	X	X
	Establishments with 100 to 249 employees	—	X	X	X
	Establishments with 250 to 499 employees	1	X	X	X
	Establishments with 500 to 999 employees	—	X	X	X
	Establishments with 1,000 employees or more	—	X	X	X
712110	Museums				
	All establishments	5	e	D	D
	Establishments with 1 to 4 employees	2	X	X	X
	Establishments with 5 to 9 employees	1	X	X	X
	Establishments with 10 to 19 employees	—	X	X	X
	Establishments with 20 to 49 employees	1	X	X	X
	Establishments with 50 to 99 employees	—	X	X	X
	Establishments with 100 to 249 employees	—	X	X	X
	Establishments with 250 to 499 employees	1	X	X	X
	Establishments with 500 to 999 employees	—	X	X	X
	Establishments with 1,000 employees or more	—	X	X	X
713	Amusement, gambling, and recreation industries				
	All establishments	77	863	3 270	15 483
	Establishments with 1 to 4 employees	46	X	X	X
	Establishments with 5 to 9 employees	9	X	X	X
	Establishments with 10 to 19 employees	10	X	X	X
	Establishments with 20 to 49 employees	6	X	X	X
	Establishments with 50 to 99 employees	5	X	X	X
	Establishments with 100 to 249 employees	1	X	X	X
	Establishments with 250 to 499 employees	—	X	X	X
	Establishments with 500 to 999 employees	—	X	X	X
	Establishments with 1,000 employees or more	—	X	X	X

See footnotes at end of table.

Table 5. Establishments, Employees, and Payroll by Industry and Employment Size of Establishments by County: 2004—Con.

[Excludes most government employees, railroad employees, and self-employed persons. Size class 1 to 4 employees includes establishments having payroll, but no employees, during mid-March pay period. For meaning of abbreviations and symbols, see introductory text. For explanation of terms, see Appendix A. For statement on reliability, see the note at the end of the table and Appendix C]

NAICS code	Geography, kind of business, and employment size class	Establishments (number)	Paid employees for pay period including March 12 (number)	First-quarter payroll (\$1,000)	Annual payroll (\$1,000)
	HUDSON—Con.				
71	Arts, entertainment, and recreation—Con.				
713	Amusement, gambling, and recreation industries—Con.				
7139	Other amusement and recreation services				
	All establishments	76	f	D	D
	Establishments with 1 to 4 employees	46	X	X	X
	Establishments with 5 to 9 employees	8	X	X	X
	Establishments with 10 to 19 employees	10	X	X	X
	Establishments with 20 to 49 employees	6	X	X	X
	Establishments with 50 to 99 employees	5	X	X	X
	Establishments with 100 to 249 employees	1	X	X	X
	Establishments with 250 to 499 employees	—	X	X	X
	Establishments with 500 to 999 employees	—	X	X	X
	Establishments with 1,000 employees or more	—	X	X	X
71394	Fitness and recreational sports centers				
	All establishments	51	643	2 373	10 163
	Establishments with 1 to 4 employees	32	X	X	X
	Establishments with 5 to 9 employees	6	X	X	X
	Establishments with 10 to 19 employees	4	X	X	X
	Establishments with 20 to 49 employees	3	X	X	X
	Establishments with 50 to 99 employees	5	X	X	X
	Establishments with 100 to 249 employees	1	X	X	X
	Establishments with 250 to 499 employees	—	X	X	X
	Establishments with 500 to 999 employees	—	X	X	X
	Establishments with 1,000 employees or more	—	X	X	X
713940	Fitness and recreational sports centers				
	All establishments	51	643	2 373	10 163
	Establishments with 1 to 4 employees	32	X	X	X
	Establishments with 5 to 9 employees	6	X	X	X
	Establishments with 10 to 19 employees	4	X	X	X
	Establishments with 20 to 49 employees	3	X	X	X
	Establishments with 50 to 99 employees	5	X	X	X
	Establishments with 100 to 249 employees	1	X	X	X
	Establishments with 250 to 499 employees	—	X	X	X
	Establishments with 500 to 999 employees	—	X	X	X
	Establishments with 1,000 employees or more	—	X	X	X
72	Accommodation and food services				
	All establishments	1 263	11 674	43 150	191 591
	Establishments with 1 to 4 employees	739	X	X	X
	Establishments with 5 to 9 employees	205	X	X	X
	Establishments with 10 to 19 employees	156	X	X	X
	Establishments with 20 to 49 employees	125	X	X	X
	Establishments with 50 to 99 employees	28	X	X	X
	Establishments with 100 to 249 employees	10	X	X	X
	Establishments with 250 to 499 employees	—	X	X	X
	Establishments with 500 to 999 employees	—	X	X	X
	Establishments with 1,000 employees or more	—	X	X	X
721	Accommodation				
	All establishments	52	1 418	7 466	33 906
	Establishments with 1 to 4 employees	17	X	X	X
	Establishments with 5 to 9 employees	6	X	X	X
	Establishments with 10 to 19 employees	8	X	X	X
	Establishments with 20 to 49 employees	13	X	X	X
	Establishments with 50 to 99 employees	4	X	X	X
	Establishments with 100 to 249 employees	4	X	X	X
	Establishments with 250 to 499 employees	—	X	X	X
	Establishments with 500 to 999 employees	—	X	X	X
	Establishments with 1,000 employees or more	—	X	X	X
7211	Traveler accommodation				
	All establishments	44	g	D	D
	Establishments with 1 to 4 employees	10	X	X	X
	Establishments with 5 to 9 employees	6	X	X	X
	Establishments with 10 to 19 employees	7	X	X	X
	Establishments with 20 to 49 employees	13	X	X	X
	Establishments with 50 to 99 employees	4	X	X	X
	Establishments with 100 to 249 employees	4	X	X	X
	Establishments with 250 to 499 employees	—	X	X	X
	Establishments with 500 to 999 employees	—	X	X	X
	Establishments with 1,000 employees or more	—	X	X	X
72111	Hotels (except casino hotels) and motels				
	All establishments	43	1 383	7 338	33 108
	Establishments with 1 to 4 employees	10	X	X	X
	Establishments with 5 to 9 employees	6	X	X	X
	Establishments with 10 to 19 employees	6	X	X	X
	Establishments with 20 to 49 employees	13	X	X	X
	Establishments with 50 to 99 employees	4	X	X	X
	Establishments with 100 to 249 employees	4	X	X	X
	Establishments with 250 to 499 employees	—	X	X	X
	Establishments with 500 to 999 employees	—	X	X	X
	Establishments with 1,000 employees or more	—	X	X	X

See footnotes at end of table.

Table 5. Establishments, Employees, and Payroll by Industry and Employment Size of Establishments by County: 2004—Con.

[Excludes most government employees, railroad employees, and self-employed persons. Size class 1 to 4 employees includes establishments having payroll, but no employees, during mid-March pay period. For meaning of abbreviations and symbols, see introductory text. For explanation of terms, see Appendix A. For statement on reliability, see the note at the end of the table and Appendix C]

NAICS code	Geography, kind of business, and employment size class	Establishments (number)	Paid employees for pay period including March 12 (number)	First-quarter payroll (\$1,000)	Annual payroll (\$1,000)
72	HUDSON—Con.				
	Accommodation and food services—Con.				
721	Accommodation—Con.				
7211	Traveler accommodation—Con.				
72111	Hotels (except casino hotels) and motels—Con.				
721110	Hotels (except casino hotels) and motels				
	All establishments	43	1 383	7 338	33 108
	Establishments with 1 to 4 employees	10	X	X	X
	Establishments with 5 to 9 employees	6	X	X	X
	Establishments with 10 to 19 employees	6	X	X	X
	Establishments with 20 to 49 employees	13	X	X	X
	Establishments with 50 to 99 employees	4	X	X	X
	Establishments with 100 to 249 employees	4	X	X	X
	Establishments with 250 to 499 employees	—	X	X	X
	Establishments with 500 to 999 employees	—	X	X	X
	Establishments with 1,000 employees or more	—	X	X	X
722	Food services and drinking places				
	All establishments	1 211	10 256	35 684	157 685
	Establishments with 1 to 4 employees	722	X	X	X
	Establishments with 5 to 9 employees	199	X	X	X
	Establishments with 10 to 19 employees	148	X	X	X
	Establishments with 20 to 49 employees	112	X	X	X
	Establishments with 50 to 99 employees	24	X	X	X
	Establishments with 100 to 249 employees	6	X	X	X
	Establishments with 250 to 499 employees	—	X	X	X
	Establishments with 500 to 999 employees	—	X	X	X
	Establishments with 1,000 employees or more	—	X	X	X
7221	Full-service restaurants				
	All establishments	387	4 299	16 458	72 773
	Establishments with 1 to 4 employees	185	X	X	X
	Establishments with 5 to 9 employees	86	X	X	X
	Establishments with 10 to 19 employees	59	X	X	X
	Establishments with 20 to 49 employees	38	X	X	X
	Establishments with 50 to 99 employees	15	X	X	X
	Establishments with 100 to 249 employees	4	X	X	X
	Establishments with 250 to 499 employees	—	X	X	X
	Establishments with 500 to 999 employees	—	X	X	X
	Establishments with 1,000 employees or more	—	X	X	X
72211	Full-service restaurants				
	All establishments	387	4 299	16 458	72 773
	Establishments with 1 to 4 employees	185	X	X	X
	Establishments with 5 to 9 employees	86	X	X	X
	Establishments with 10 to 19 employees	59	X	X	X
	Establishments with 20 to 49 employees	38	X	X	X
	Establishments with 50 to 99 employees	15	X	X	X
	Establishments with 100 to 249 employees	4	X	X	X
	Establishments with 250 to 499 employees	—	X	X	X
	Establishments with 500 to 999 employees	—	X	X	X
	Establishments with 1,000 employees or more	—	X	X	X
722110	Full-service restaurants				
	All establishments	387	4 299	16 458	72 773
	Establishments with 1 to 4 employees	185	X	X	X
	Establishments with 5 to 9 employees	86	X	X	X
	Establishments with 10 to 19 employees	59	X	X	X
	Establishments with 20 to 49 employees	38	X	X	X
	Establishments with 50 to 99 employees	15	X	X	X
	Establishments with 100 to 249 employees	4	X	X	X
	Establishments with 250 to 499 employees	—	X	X	X
	Establishments with 500 to 999 employees	—	X	X	X
	Establishments with 1,000 employees or more	—	X	X	X
7222	Limited-service eating places				
	All establishments	556	4 300	12 247	54 756
	Establishments with 1 to 4 employees	347	X	X	X
	Establishments with 5 to 9 employees	77	X	X	X
	Establishments with 10 to 19 employees	64	X	X	X
	Establishments with 20 to 49 employees	60	X	X	X
	Establishments with 50 to 99 employees	7	X	X	X
	Establishments with 100 to 249 employees	1	X	X	X
	Establishments with 250 to 499 employees	—	X	X	X
	Establishments with 500 to 999 employees	—	X	X	X
	Establishments with 1,000 employees or more	—	X	X	X
72221	Limited-service eating places				
	All establishments	556	4 300	12 247	54 756
	Establishments with 1 to 4 employees	347	X	X	X
	Establishments with 5 to 9 employees	77	X	X	X
	Establishments with 10 to 19 employees	64	X	X	X
	Establishments with 20 to 49 employees	60	X	X	X
	Establishments with 50 to 99 employees	7	X	X	X
	Establishments with 100 to 249 employees	1	X	X	X
	Establishments with 250 to 499 employees	—	X	X	X
	Establishments with 500 to 999 employees	—	X	X	X
	Establishments with 1,000 employees or more	—	X	X	X

See footnotes at end of table.

Table 5. Establishments, Employees, and Payroll by Industry and Employment Size of Establishments by County: 2004—Con.

[Excludes most government employees, railroad employees, and self-employed persons. Size class 1 to 4 employees includes establishments having payroll, but no employees, during mid-March pay period. For meaning of abbreviations and symbols, see introductory text. For explanation of terms, see Appendix A. For statement on reliability, see the note at the end of the table and Appendix C]

NAICS code	Geography, kind of business, and employment size class	Establishments (number)	Paid employees for pay period including March 12 (number)	First-quarter payroll (\$1,000)	Annual payroll (\$1,000)
72	HUDSON—Con.				
	Accommodation and food services—Con.				
722	Food services and drinking places—Con.				
7222	Limited-service eating places—Con.				
72221	Limited-service eating places—Con.				
722211	Limited-service restaurants				
	All establishments	462	3 473	9 576	42 814
	Establishments with 1 to 4 employees	304	X	X	X
	Establishments with 5 to 9 employees	57	X	X	X
	Establishments with 10 to 19 employees	42	X	X	X
	Establishments with 20 to 49 employees	52	X	X	X
	Establishments with 50 to 99 employees	6	X	X	X
	Establishments with 100 to 249 employees	1	X	X	X
	Establishments with 250 to 499 employees	—	X	X	X
	Establishments with 500 to 999 employees	—	X	X	X
	Establishments with 1,000 employees or more	—	X	X	X
722212	Cafeterias, buffets, and grill buffets				
	All establishments	9	115	456	2 103
	Establishments with 1 to 4 employees	5	X	X	X
	Establishments with 5 to 9 employees	3	X	X	X
	Establishments with 10 to 19 employees	—	X	X	X
	Establishments with 20 to 49 employees	—	X	X	X
	Establishments with 50 to 99 employees	1	X	X	X
	Establishments with 100 to 249 employees	—	X	X	X
	Establishments with 250 to 499 employees	—	X	X	X
	Establishments with 500 to 999 employees	—	X	X	X
	Establishments with 1,000 employees or more	—	X	X	X
722213	Snack and nonalcoholic beverage bars				
	All establishments	85	712	2 215	9 839
	Establishments with 1 to 4 employees	38	X	X	X
	Establishments with 5 to 9 employees	17	X	X	X
	Establishments with 10 to 19 employees	22	X	X	X
	Establishments with 20 to 49 employees	8	X	X	X
	Establishments with 50 to 99 employees	—	X	X	X
	Establishments with 100 to 249 employees	—	X	X	X
	Establishments with 250 to 499 employees	—	X	X	X
	Establishments with 500 to 999 employees	—	X	X	X
	Establishments with 1,000 employees or more	—	X	X	X
7223	Special food services				
	All establishments	91	1 065	5 262	22 420
	Establishments with 1 to 4 employees	48	X	X	X
	Establishments with 5 to 9 employees	13	X	X	X
	Establishments with 10 to 19 employees	15	X	X	X
	Establishments with 20 to 49 employees	12	X	X	X
	Establishments with 50 to 99 employees	2	X	X	X
	Establishments with 100 to 249 employees	1	X	X	X
	Establishments with 250 to 499 employees	—	X	X	X
	Establishments with 500 to 999 employees	—	X	X	X
	Establishments with 1,000 employees or more	—	X	X	X
72231	Food service contractors				
	All establishments	67	977	4 916	20 660
	Establishments with 1 to 4 employees	28	X	X	X
	Establishments with 5 to 9 employees	12	X	X	X
	Establishments with 10 to 19 employees	13	X	X	X
	Establishments with 20 to 49 employees	11	X	X	X
	Establishments with 50 to 99 employees	2	X	X	X
	Establishments with 100 to 249 employees	1	X	X	X
	Establishments with 250 to 499 employees	—	X	X	X
	Establishments with 500 to 999 employees	—	X	X	X
	Establishments with 1,000 employees or more	—	X	X	X
722310	Food service contractors				
	All establishments	67	977	4 916	20 660
	Establishments with 1 to 4 employees	28	X	X	X
	Establishments with 5 to 9 employees	12	X	X	X
	Establishments with 10 to 19 employees	13	X	X	X
	Establishments with 20 to 49 employees	11	X	X	X
	Establishments with 50 to 99 employees	2	X	X	X
	Establishments with 100 to 249 employees	1	X	X	X
	Establishments with 250 to 499 employees	—	X	X	X
	Establishments with 500 to 999 employees	—	X	X	X
	Establishments with 1,000 employees or more	—	X	X	X
7224	Drinking places (alcoholic beverages)				
	All establishments	177	592	1 717	7 736
	Establishments with 1 to 4 employees	142	X	X	X
	Establishments with 5 to 9 employees	23	X	X	X
	Establishments with 10 to 19 employees	10	X	X	X
	Establishments with 20 to 49 employees	2	X	X	X
	Establishments with 50 to 99 employees	—	X	X	X
	Establishments with 100 to 249 employees	—	X	X	X
	Establishments with 250 to 499 employees	—	X	X	X
	Establishments with 500 to 999 employees	—	X	X	X
	Establishments with 1,000 employees or more	—	X	X	X

See footnotes at end of table.

Table 5. Establishments, Employees, and Payroll by Industry and Employment Size of Establishments by County: 2004—Con.

[Excludes most government employees, railroad employees, and self-employed persons. Size class 1 to 4 employees includes establishments having payroll, but no employees, during mid-March pay period. For meaning of abbreviations and symbols, see introductory text. For explanation of terms, see Appendix A. For statement on reliability, see the note at the end of the table and Appendix C]

NAICS code	Geography, kind of business, and employment size class	Establishments (number)	Paid employees for pay period including March 12 (number)	First-quarter payroll (\$1,000)	Annual payroll (\$1,000)
	HUDSON—Con.				
72	Accommodation and food services—Con.				
722	Food services and drinking places—Con.				
7224	Drinking places (alcoholic beverages)—Con.				
	All establishments—Con.				
	Establishments with 1,000 employees or more	—	X	X	X
72241	Drinking places (alcoholic beverages)				
	All establishments	177	592	1 717	7 736
	Establishments with 1 to 4 employees	142	X	X	X
	Establishments with 5 to 9 employees	23	X	X	X
	Establishments with 10 to 19 employees	10	X	X	X
	Establishments with 20 to 49 employees	2	X	X	X
	Establishments with 50 to 99 employees	—	X	X	X
	Establishments with 100 to 249 employees	—	X	X	X
	Establishments with 250 to 499 employees	—	X	X	X
	Establishments with 500 to 999 employees	—	X	X	X
	Establishments with 1,000 employees or more	—	X	X	X
722410	Drinking places (alcoholic beverages)				
	All establishments	177	592	1 717	7 736
	Establishments with 1 to 4 employees	142	X	X	X
	Establishments with 5 to 9 employees	23	X	X	X
	Establishments with 10 to 19 employees	10	X	X	X
	Establishments with 20 to 49 employees	2	X	X	X
	Establishments with 50 to 99 employees	—	X	X	X
	Establishments with 100 to 249 employees	—	X	X	X
	Establishments with 250 to 499 employees	—	X	X	X
	Establishments with 500 to 999 employees	—	X	X	X
	Establishments with 1,000 employees or more	—	X	X	X
81	Other services (except public administration)				
	All establishments	1 387	8 022	51 324	211 970
	Establishments with 1 to 4 employees	1 022	X	X	X
	Establishments with 5 to 9 employees	219	X	X	X
	Establishments with 10 to 19 employees	87	X	X	X
	Establishments with 20 to 49 employees	41	X	X	X
	Establishments with 50 to 99 employees	10	X	X	X
	Establishments with 100 to 249 employees	5	X	X	X
	Establishments with 250 to 499 employees	3	X	X	X
	Establishments with 500 to 999 employees	—	X	X	X
	Establishments with 1,000 employees or more	—	X	X	X
811	Repair and maintenance				
	All establishments	370	1 883	13 681	59 324
	Establishments with 1 to 4 employees	282	X	X	X
	Establishments with 5 to 9 employees	60	X	X	X
	Establishments with 10 to 19 employees	17	X	X	X
	Establishments with 20 to 49 employees	5	X	X	X
	Establishments with 50 to 99 employees	3	X	X	X
	Establishments with 100 to 249 employees	3	X	X	X
	Establishments with 250 to 499 employees	—	X	X	X
	Establishments with 500 to 999 employees	—	X	X	X
	Establishments with 1,000 employees or more	—	X	X	X
8111	Automotive repair and maintenance				
	All establishments	294	1 279	9 153	39 291
	Establishments with 1 to 4 employees	224	X	X	X
	Establishments with 5 to 9 employees	52	X	X	X
	Establishments with 10 to 19 employees	11	X	X	X
	Establishments with 20 to 49 employees	4	X	X	X
	Establishments with 50 to 99 employees	2	X	X	X
	Establishments with 100 to 249 employees	1	X	X	X
	Establishments with 250 to 499 employees	—	X	X	X
	Establishments with 500 to 999 employees	—	X	X	X
	Establishments with 1,000 employees or more	—	X	X	X
81111	Automotive mechanical and electrical repair and maintenance				
	All establishments	167	527	3 341	14 522
	Establishments with 1 to 4 employees	135	X	X	X
	Establishments with 5 to 9 employees	24	X	X	X
	Establishments with 10 to 19 employees	6	X	X	X
	Establishments with 20 to 49 employees	2	X	X	X
	Establishments with 50 to 99 employees	—	X	X	X
	Establishments with 100 to 249 employees	—	X	X	X
	Establishments with 250 to 499 employees	—	X	X	X
	Establishments with 500 to 999 employees	—	X	X	X
	Establishments with 1,000 employees or more	—	X	X	X
811111	General automotive repair				
	All establishments	140	447	2 814	12 198
	Establishments with 1 to 4 employees	113	X	X	X
	Establishments with 5 to 9 employees	19	X	X	X
	Establishments with 10 to 19 employees	6	X	X	X
	Establishments with 20 to 49 employees	2	X	X	X
	Establishments with 50 to 99 employees	—	X	X	X
	Establishments with 100 to 249 employees	—	X	X	X
	Establishments with 250 to 499 employees	—	X	X	X
	Establishments with 500 to 999 employees	—	X	X	X

See footnotes at end of table.

Table 5. Establishments, Employees, and Payroll by Industry and Employment Size of Establishments by County: 2004—Con.

[Excludes most government employees, railroad employees, and self-employed persons. Size class 1 to 4 employees includes establishments having payroll, but no employees, during mid-March pay period. For meaning of abbreviations and symbols, see introductory text. For explanation of terms, see Appendix A. For statement on reliability, see the note at the end of the table and Appendix C]

NAICS code	Geography, kind of business, and employment size class	Establishments (number)	Paid employees for pay period including March 12 (number)	First-quarter payroll (\$1,000)	Annual payroll (\$1,000)
	HUDSON—Con.				
81	Other services (except public administration)—Con.				
811	Repair and maintenance—Con.				
8111	Automotive repair and maintenance—Con.				
81111	Automotive mechanical and electrical repair and maintenance—Con.				
811111	General automotive repair—Con.				
	All establishments—Con.				
	Establishments with 1,000 employees or more.....	—	X	X	X
81112	Automotive body, paint, interior, and glass repair				
	All establishments.....	77	479	4 996	21 588
	Establishments with 1 to 4 employees.....	55	X	X	X
	Establishments with 5 to 9 employees.....	17	X	X	X
	Establishments with 10 to 19 employees.....	1	X	X	X
	Establishments with 20 to 49 employees.....	2	X	X	X
	Establishments with 50 to 99 employees.....	1	X	X	X
	Establishments with 100 to 249 employees.....	1	X	X	X
	Establishments with 250 to 499 employees.....	—	X	X	X
	Establishments with 500 to 999 employees.....	—	X	X	X
	Establishments with 1,000 employees or more.....	—	X	X	X
811121	Automotive body, paint, and interior repair and maintenance				
	All establishments.....	71	463	4 899	21 178
	Establishments with 1 to 4 employees.....	50	X	X	X
	Establishments with 5 to 9 employees.....	16	X	X	X
	Establishments with 10 to 19 employees.....	1	X	X	X
	Establishments with 20 to 49 employees.....	2	X	X	X
	Establishments with 50 to 99 employees.....	1	X	X	X
	Establishments with 100 to 249 employees.....	1	X	X	X
	Establishments with 250 to 499 employees.....	—	X	X	X
	Establishments with 500 to 999 employees.....	—	X	X	X
	Establishments with 1,000 employees or more.....	—	X	X	X
81119	Other automotive repair and maintenance				
	All establishments.....	50	273	816	3 181
	Establishments with 1 to 4 employees.....	34	X	X	X
	Establishments with 5 to 9 employees.....	11	X	X	X
	Establishments with 10 to 19 employees.....	4	X	X	X
	Establishments with 20 to 49 employees.....	—	X	X	X
	Establishments with 50 to 99 employees.....	1	X	X	X
	Establishments with 100 to 249 employees.....	—	X	X	X
	Establishments with 250 to 499 employees.....	—	X	X	X
	Establishments with 500 to 999 employees.....	—	X	X	X
	Establishments with 1,000 employees or more.....	—	X	X	X
811192	Car washes				
	All establishments.....	39	214	557	2 287
	Establishments with 1 to 4 employees.....	28	X	X	X
	Establishments with 5 to 9 employees.....	7	X	X	X
	Establishments with 10 to 19 employees.....	3	X	X	X
	Establishments with 20 to 49 employees.....	—	X	X	X
	Establishments with 50 to 99 employees.....	1	X	X	X
	Establishments with 100 to 249 employees.....	—	X	X	X
	Establishments with 250 to 499 employees.....	—	X	X	X
	Establishments with 500 to 999 employees.....	—	X	X	X
	Establishments with 1,000 employees or more.....	—	X	X	X
8112	Electronic and precision equipment repair and maintenance				
	All establishments.....	16	301	1 925	8 146
	Establishments with 1 to 4 employees.....	12	X	X	X
	Establishments with 5 to 9 employees.....	2	X	X	X
	Establishments with 10 to 19 employees.....	—	X	X	X
	Establishments with 20 to 49 employees.....	—	X	X	X
	Establishments with 50 to 99 employees.....	—	X	X	X
	Establishments with 100 to 249 employees.....	2	X	X	X
	Establishments with 250 to 499 employees.....	—	X	X	X
	Establishments with 500 to 999 employees.....	—	X	X	X
	Establishments with 1,000 employees or more.....	—	X	X	X
81121	Electronic and precision equipment repair and maintenance				
	All establishments.....	16	301	1 925	8 146
	Establishments with 1 to 4 employees.....	12	X	X	X
	Establishments with 5 to 9 employees.....	2	X	X	X
	Establishments with 10 to 19 employees.....	—	X	X	X
	Establishments with 20 to 49 employees.....	—	X	X	X
	Establishments with 50 to 99 employees.....	—	X	X	X
	Establishments with 100 to 249 employees.....	2	X	X	X
	Establishments with 250 to 499 employees.....	—	X	X	X
	Establishments with 500 to 999 employees.....	—	X	X	X
	Establishments with 1,000 employees or more.....	—	X	X	X

See footnotes at end of table.

Table 5. Establishments, Employees, and Payroll by Industry and Employment Size of Establishments by County: 2004—Con.

[Excludes most government employees, railroad employees, and self-employed persons. Size class 1 to 4 employees includes establishments having payroll, but no employees, during mid-March pay period. For meaning of abbreviations and symbols, see introductory text. For explanation of terms, see Appendix A. For statement on reliability, see the note at the end of the table and Appendix C]

NAICS code	Geography, kind of business, and employment size class	Establishments (number)	Paid employees for pay period including March 12 (number)	First-quarter payroll (\$1,000)	Annual payroll (\$1,000)
	HUDSON—Con.				
81	Other services (except public administration)—Con.				
811	Repair and maintenance—Con.				
8112	Electronic and precision equipment repair and maintenance—Con.				
81121	Electronic and precision equipment repair and maintenance—Con.				
811211	Consumer electronics repair and maintenance				
	All establishments	4	c	D	D
	Establishments with 1 to 4 employees	3	X	X	X
	Establishments with 5 to 9 employees	—	X	X	X
	Establishments with 10 to 19 employees	—	X	X	X
	Establishments with 20 to 49 employees	—	X	X	X
	Establishments with 50 to 99 employees	—	X	X	X
	Establishments with 100 to 249 employees	1	X	X	X
	Establishments with 250 to 499 employees	—	X	X	X
	Establishments with 500 to 999 employees	—	X	X	X
	Establishments with 1,000 employees or more	—	X	X	X
811212	Computer and office machine repair and maintenance				
	All establishments	8	c	D	D
	Establishments with 1 to 4 employees	7	X	X	X
	Establishments with 5 to 9 employees	—	X	X	X
	Establishments with 10 to 19 employees	—	X	X	X
	Establishments with 20 to 49 employees	—	X	X	X
	Establishments with 50 to 99 employees	—	X	X	X
	Establishments with 100 to 249 employees	1	X	X	X
	Establishments with 250 to 499 employees	—	X	X	X
	Establishments with 500 to 999 employees	—	X	X	X
	Establishments with 1,000 employees or more	—	X	X	X
8113	Commercial and industrial machinery and equipment (except automotive and electronic) repair and maintenance				
	All establishments	26	222	2 199	10 021
	Establishments with 1 to 4 employees	14	X	X	X
	Establishments with 5 to 9 employees	6	X	X	X
	Establishments with 10 to 19 employees	4	X	X	X
	Establishments with 20 to 49 employees	1	X	X	X
	Establishments with 50 to 99 employees	1	X	X	X
	Establishments with 100 to 249 employees	—	X	X	X
	Establishments with 250 to 499 employees	—	X	X	X
	Establishments with 500 to 999 employees	—	X	X	X
	Establishments with 1,000 employees or more	—	X	X	X
81131	Commercial and industrial machinery and equipment (except automotive and electronic) repair and maintenance				
	All establishments	26	222	2 199	10 021
	Establishments with 1 to 4 employees	14	X	X	X
	Establishments with 5 to 9 employees	6	X	X	X
	Establishments with 10 to 19 employees	4	X	X	X
	Establishments with 20 to 49 employees	1	X	X	X
	Establishments with 50 to 99 employees	1	X	X	X
	Establishments with 100 to 249 employees	—	X	X	X
	Establishments with 250 to 499 employees	—	X	X	X
	Establishments with 500 to 999 employees	—	X	X	X
	Establishments with 1,000 employees or more	—	X	X	X
811310	Commercial and industrial machinery and equipment (except automotive and electronic) repair and maintenance				
	All establishments	26	222	2 199	10 021
	Establishments with 1 to 4 employees	14	X	X	X
	Establishments with 5 to 9 employees	6	X	X	X
	Establishments with 10 to 19 employees	4	X	X	X
	Establishments with 20 to 49 employees	1	X	X	X
	Establishments with 50 to 99 employees	1	X	X	X
	Establishments with 100 to 249 employees	—	X	X	X
	Establishments with 250 to 499 employees	—	X	X	X
	Establishments with 500 to 999 employees	—	X	X	X
	Establishments with 1,000 employees or more	—	X	X	X
812	Personal and laundry services				
	All establishments	660	2 170	8 516	35 337
	Establishments with 1 to 4 employees	522	X	X	X
	Establishments with 5 to 9 employees	94	X	X	X
	Establishments with 10 to 19 employees	34	X	X	X
	Establishments with 20 to 49 employees	9	X	X	X
	Establishments with 50 to 99 employees	—	X	X	X
	Establishments with 100 to 249 employees	1	X	X	X
	Establishments with 250 to 499 employees	—	X	X	X
	Establishments with 500 to 999 employees	—	X	X	X
	Establishments with 1,000 employees or more	—	X	X	X

See footnotes at end of table.

Table 5. Establishments, Employees, and Payroll by Industry and Employment Size of Establishments by County: 2004—Con.

[Excludes most government employees, railroad employees, and self-employed persons. Size class 1 to 4 employees includes establishments having payroll, but no employees, during mid-March pay period. For meaning of abbreviations and symbols, see introductory text. For explanation of terms, see Appendix A. For statement on reliability, see the note at the end of the table and Appendix C]

NAICS code	Geography, kind of business, and employment size class	Establishments (number)	Paid employees for pay period including March 12 (number)	First-quarter payroll (\$1,000)	Annual payroll (\$1,000)
	HUDSON—Con.				
81	Other services (except public administration)—Con.				
812	Personal and laundry services—Con.				
8121	Personal care services				
	All establishments	314	842	2 747	11 601
	Establishments with 1 to 4 employees	262	X	X	X
	Establishments with 5 to 9 employees	38	X	X	X
	Establishments with 10 to 19 employees	10	X	X	X
	Establishments with 20 to 49 employees	4	X	X	X
	Establishments with 50 to 99 employees	—	X	X	X
	Establishments with 100 to 249 employees	—	X	X	X
	Establishments with 250 to 499 employees	—	X	X	X
	Establishments with 500 to 999 employees	—	X	X	X
	Establishments with 1,000 employees or more	—	X	X	X
81211	Hair, nail, and skin care services				
	All establishments	288	725	2 355	10 082
	Establishments with 1 to 4 employees	244	X	X	X
	Establishments with 5 to 9 employees	33	X	X	X
	Establishments with 10 to 19 employees	9	X	X	X
	Establishments with 20 to 49 employees	2	X	X	X
	Establishments with 50 to 99 employees	—	X	X	X
	Establishments with 100 to 249 employees	—	X	X	X
	Establishments with 250 to 499 employees	—	X	X	X
	Establishments with 500 to 999 employees	—	X	X	X
	Establishments with 1,000 employees or more	—	X	X	X
812112	Beauty salons				
	All establishments	193	545	1 861	8 167
	Establishments with 1 to 4 employees	158	X	X	X
	Establishments with 5 to 9 employees	25	X	X	X
	Establishments with 10 to 19 employees	8	X	X	X
	Establishments with 20 to 49 employees	2	X	X	X
	Establishments with 50 to 99 employees	—	X	X	X
	Establishments with 100 to 249 employees	—	X	X	X
	Establishments with 250 to 499 employees	—	X	X	X
	Establishments with 500 to 999 employees	—	X	X	X
	Establishments with 1,000 employees or more	—	X	X	X
812113	Nail salons				
	All establishments	79	151	398	1 536
	Establishments with 1 to 4 employees	72	X	X	X
	Establishments with 5 to 9 employees	6	X	X	X
	Establishments with 10 to 19 employees	1	X	X	X
	Establishments with 20 to 49 employees	—	X	X	X
	Establishments with 50 to 99 employees	—	X	X	X
	Establishments with 100 to 249 employees	—	X	X	X
	Establishments with 250 to 499 employees	—	X	X	X
	Establishments with 500 to 999 employees	—	X	X	X
	Establishments with 1,000 employees or more	—	X	X	X
81219	Other personal care services				
	All establishments	26	117	392	1 519
	Establishments with 1 to 4 employees	18	X	X	X
	Establishments with 5 to 9 employees	5	X	X	X
	Establishments with 10 to 19 employees	1	X	X	X
	Establishments with 20 to 49 employees	2	X	X	X
	Establishments with 50 to 99 employees	—	X	X	X
	Establishments with 100 to 249 employees	—	X	X	X
	Establishments with 250 to 499 employees	—	X	X	X
	Establishments with 500 to 999 employees	—	X	X	X
	Establishments with 1,000 employees or more	—	X	X	X
8122	Death care services				
	All establishments	40	194	1 301	5 412
	Establishments with 1 to 4 employees	24	X	X	X
	Establishments with 5 to 9 employees	8	X	X	X
	Establishments with 10 to 19 employees	8	X	X	X
	Establishments with 20 to 49 employees	—	X	X	X
	Establishments with 50 to 99 employees	—	X	X	X
	Establishments with 100 to 249 employees	—	X	X	X
	Establishments with 250 to 499 employees	—	X	X	X
	Establishments with 500 to 999 employees	—	X	X	X
	Establishments with 1,000 employees or more	—	X	X	X
81221	Funeral homes and funeral services				
	All establishments	32	139	855	3 551
	Establishments with 1 to 4 employees	21	X	X	X
	Establishments with 5 to 9 employees	7	X	X	X
	Establishments with 10 to 19 employees	4	X	X	X
	Establishments with 20 to 49 employees	—	X	X	X
	Establishments with 50 to 99 employees	—	X	X	X
	Establishments with 100 to 249 employees	—	X	X	X
	Establishments with 250 to 499 employees	—	X	X	X
	Establishments with 500 to 999 employees	—	X	X	X
	Establishments with 1,000 employees or more	—	X	X	X

See footnotes at end of table.

Table 5. Establishments, Employees, and Payroll by Industry and Employment Size of Establishments by County: 2004—Con.

[Excludes most government employees, railroad employees, and self-employed persons. Size class 1 to 4 employees includes establishments having payroll, but no employees, during mid-March pay period. For meaning of abbreviations and symbols, see introductory text. For explanation of terms, see Appendix A. For statement on reliability, see the note at the end of the table and Appendix C]

NAICS code	Geography, kind of business, and employment size class	Establishments (number)	Paid employees for pay period including March 12 (number)	First-quarter payroll (\$1,000)	Annual payroll (\$1,000)
81	HUDSON—Con.				
	Other services (except public administration)—Con.				
812	Personal and laundry services—Con.				
8122	Death care services—Con.				
81221	Funeral homes and funeral services—Con.				
812210	Funeral homes and funeral services				
	All establishments	32	139	855	3 551
	Establishments with 1 to 4 employees	21	X	X	X
	Establishments with 5 to 9 employees	7	X	X	X
	Establishments with 10 to 19 employees	4	X	X	X
	Establishments with 20 to 49 employees	—	X	X	X
	Establishments with 50 to 99 employees	—	X	X	X
	Establishments with 100 to 249 employees	—	X	X	X
	Establishments with 250 to 499 employees	—	X	X	X
	Establishments with 500 to 999 employees	—	X	X	X
	Establishments with 1,000 employees or more	—	X	X	X
8123	Drycleaning and laundry services				
	All establishments	196	630	2 367	9 730
	Establishments with 1 to 4 employees	166	X	X	X
	Establishments with 5 to 9 employees	22	X	X	X
	Establishments with 10 to 19 employees	5	X	X	X
	Establishments with 20 to 49 employees	2	X	X	X
	Establishments with 50 to 99 employees	—	X	X	X
	Establishments with 100 to 249 employees	1	X	X	X
	Establishments with 250 to 499 employees	—	X	X	X
	Establishments with 500 to 999 employees	—	X	X	X
	Establishments with 1,000 employees or more	—	X	X	X
81231	Coin-operated laundries and drycleaners				
	All establishments	95	219	641	2 705
	Establishments with 1 to 4 employees	82	X	X	X
	Establishments with 5 to 9 employees	11	X	X	X
	Establishments with 10 to 19 employees	2	X	X	X
	Establishments with 20 to 49 employees	—	X	X	X
	Establishments with 50 to 99 employees	—	X	X	X
	Establishments with 100 to 249 employees	—	X	X	X
	Establishments with 250 to 499 employees	—	X	X	X
	Establishments with 500 to 999 employees	—	X	X	X
	Establishments with 1,000 employees or more	—	X	X	X
812310	Coin-operated laundries and drycleaners				
	All establishments	95	219	641	2 705
	Establishments with 1 to 4 employees	82	X	X	X
	Establishments with 5 to 9 employees	11	X	X	X
	Establishments with 10 to 19 employees	2	X	X	X
	Establishments with 20 to 49 employees	—	X	X	X
	Establishments with 50 to 99 employees	—	X	X	X
	Establishments with 100 to 249 employees	—	X	X	X
	Establishments with 250 to 499 employees	—	X	X	X
	Establishments with 500 to 999 employees	—	X	X	X
	Establishments with 1,000 employees or more	—	X	X	X
81232	Drycleaning and laundry services (except coin-operated)				
	All establishments	94	334	1 192	5 072
	Establishments with 1 to 4 employees	81	X	X	X
	Establishments with 5 to 9 employees	10	X	X	X
	Establishments with 10 to 19 employees	2	X	X	X
	Establishments with 20 to 49 employees	—	X	X	X
	Establishments with 50 to 99 employees	—	X	X	X
	Establishments with 100 to 249 employees	1	X	X	X
	Establishments with 250 to 499 employees	—	X	X	X
	Establishments with 500 to 999 employees	—	X	X	X
	Establishments with 1,000 employees or more	—	X	X	X
812320	Drycleaning and laundry services (except coin-operated)				
	All establishments	94	334	1 192	5 072
	Establishments with 1 to 4 employees	81	X	X	X
	Establishments with 5 to 9 employees	10	X	X	X
	Establishments with 10 to 19 employees	2	X	X	X
	Establishments with 20 to 49 employees	—	X	X	X
	Establishments with 50 to 99 employees	—	X	X	X
	Establishments with 100 to 249 employees	1	X	X	X
	Establishments with 250 to 499 employees	—	X	X	X
	Establishments with 500 to 999 employees	—	X	X	X
	Establishments with 1,000 employees or more	—	X	X	X
8129	Other personal services				
	All establishments	110	504	2 101	8 594
	Establishments with 1 to 4 employees	70	X	X	X
	Establishments with 5 to 9 employees	26	X	X	X
	Establishments with 10 to 19 employees	11	X	X	X
	Establishments with 20 to 49 employees	3	X	X	X
	Establishments with 50 to 99 employees	—	X	X	X
	Establishments with 100 to 249 employees	—	X	X	X
	Establishments with 250 to 499 employees	—	X	X	X
	Establishments with 500 to 999 employees	—	X	X	X
	Establishments with 1,000 employees or more	—	X	X	X

See footnotes at end of table.

Table 5. Establishments, Employees, and Payroll by Industry and Employment Size of Establishments by County: 2004—Con.

[Excludes most government employees, railroad employees, and self-employed persons. Size class 1 to 4 employees includes establishments having payroll, but no employees, during mid-March pay period. For meaning of abbreviations and symbols, see introductory text. For explanation of terms, see Appendix A. For statement on reliability, see the note at the end of the table and Appendix C]

NAICS code	Geography, kind of business, and employment size class	Establishments (number)	Paid employees for pay period including March 12 (number)	First-quarter payroll (\$1,000)	Annual payroll (\$1,000)
	HUDSON—Con.				
81	Other services (except public administration)—Con.				
812	Personal and laundry services—Con.				
8129	Other personal services—Con.				
81293	Parking lots and garages				
	All establishments	72	393	1 679	6 716
	Establishments with 1 to 4 employees	38	X	X	X
	Establishments with 5 to 9 employees	22	X	X	X
	Establishments with 10 to 19 employees	10	X	X	X
	Establishments with 20 to 49 employees	2	X	X	X
	Establishments with 50 to 99 employees	—	X	X	X
	Establishments with 100 to 249 employees	—	X	X	X
	Establishments with 250 to 499 employees	—	X	X	X
	Establishments with 500 to 999 employees	—	X	X	X
	Establishments with 1,000 employees or more	—	X	X	X
812930	Parking lots and garages				
	All establishments	72	393	1 679	6 716
	Establishments with 1 to 4 employees	38	X	X	X
	Establishments with 5 to 9 employees	22	X	X	X
	Establishments with 10 to 19 employees	10	X	X	X
	Establishments with 20 to 49 employees	2	X	X	X
	Establishments with 50 to 99 employees	—	X	X	X
	Establishments with 100 to 249 employees	—	X	X	X
	Establishments with 250 to 499 employees	—	X	X	X
	Establishments with 500 to 999 employees	—	X	X	X
	Establishments with 1,000 employees or more	—	X	X	X
813	Religious, grantmaking, civic, professional, and similar organizations				
	All establishments	357	3 969	29 127	117 309
	Establishments with 1 to 4 employees	218	X	X	X
	Establishments with 5 to 9 employees	65	X	X	X
	Establishments with 10 to 19 employees	36	X	X	X
	Establishments with 20 to 49 employees	27	X	X	X
	Establishments with 50 to 99 employees	7	X	X	X
	Establishments with 100 to 249 employees	1	X	X	X
	Establishments with 250 to 499 employees	3	X	X	X
	Establishments with 500 to 999 employees	—	X	X	X
	Establishments with 1,000 employees or more	—	X	X	X
8131	Religious organizations				
	All establishments	175	1 729	8 045	31 245
	Establishments with 1 to 4 employees	93	X	X	X
	Establishments with 5 to 9 employees	37	X	X	X
	Establishments with 10 to 19 employees	17	X	X	X
	Establishments with 20 to 49 employees	22	X	X	X
	Establishments with 50 to 99 employees	6	X	X	X
	Establishments with 100 to 249 employees	—	X	X	X
	Establishments with 250 to 499 employees	—	X	X	X
	Establishments with 500 to 999 employees	—	X	X	X
	Establishments with 1,000 employees or more	—	X	X	X
81311	Religious organizations				
	All establishments	175	1 729	8 045	31 245
	Establishments with 1 to 4 employees	93	X	X	X
	Establishments with 5 to 9 employees	37	X	X	X
	Establishments with 10 to 19 employees	17	X	X	X
	Establishments with 20 to 49 employees	22	X	X	X
	Establishments with 50 to 99 employees	6	X	X	X
	Establishments with 100 to 249 employees	—	X	X	X
	Establishments with 250 to 499 employees	—	X	X	X
	Establishments with 500 to 999 employees	—	X	X	X
	Establishments with 1,000 employees or more	—	X	X	X
813110	Religious organizations				
	All establishments	175	1 729	8 045	31 245
	Establishments with 1 to 4 employees	93	X	X	X
	Establishments with 5 to 9 employees	37	X	X	X
	Establishments with 10 to 19 employees	17	X	X	X
	Establishments with 20 to 49 employees	22	X	X	X
	Establishments with 50 to 99 employees	6	X	X	X
	Establishments with 100 to 249 employees	—	X	X	X
	Establishments with 250 to 499 employees	—	X	X	X
	Establishments with 500 to 999 employees	—	X	X	X
	Establishments with 1,000 employees or more	—	X	X	X
8134	Civic and social organizations				
	All establishments	15	156	499	2 335
	Establishments with 1 to 4 employees	10	X	X	X
	Establishments with 5 to 9 employees	2	X	X	X
	Establishments with 10 to 19 employees	1	X	X	X
	Establishments with 20 to 49 employees	1	X	X	X
	Establishments with 50 to 99 employees	1	X	X	X
	Establishments with 100 to 249 employees	—	X	X	X
	Establishments with 250 to 499 employees	—	X	X	X
	Establishments with 500 to 999 employees	—	X	X	X
	Establishments with 1,000 employees or more	—	X	X	X

See footnotes at end of table.

Table 5. Establishments, Employees, and Payroll by Industry and Employment Size of Establishments by County: 2004—Con.

[Excludes most government employees, railroad employees, and self-employed persons. Size class 1 to 4 employees includes establishments having payroll, but no employees, during mid-March pay period. For meaning of abbreviations and symbols, see introductory text. For explanation of terms, see Appendix A. For statement on reliability, see the note at the end of the table and Appendix C]

NAICS code	Geography, kind of business, and employment size class	Establishments (number)	Paid employees for pay period including March 12 (number)	First-quarter payroll (\$1,000)	Annual payroll (\$1,000)
81	HUDSON—Con.				
	Other services (except public administration)—Con.				
813	Religious, grantmaking, civic, professional, and similar organizations—Con.				
8134	Civic and social organizations—Con.				
81341	Civic and social organizations				
	All establishments	15	156	499	2 335
	Establishments with 1 to 4 employees	10	X	X	X
	Establishments with 5 to 9 employees	2	X	X	X
	Establishments with 10 to 19 employees	1	X	X	X
	Establishments with 20 to 49 employees	1	X	X	X
	Establishments with 50 to 99 employees	1	X	X	X
	Establishments with 100 to 249 employees	—	X	X	X
	Establishments with 250 to 499 employees	—	X	X	X
	Establishments with 500 to 999 employees	—	X	X	X
	Establishments with 1,000 employees or more	—	X	X	X
813410	Civic and social organizations				
	All establishments	15	156	499	2 335
	Establishments with 1 to 4 employees	10	X	X	X
	Establishments with 5 to 9 employees	2	X	X	X
	Establishments with 10 to 19 employees	1	X	X	X
	Establishments with 20 to 49 employees	1	X	X	X
	Establishments with 50 to 99 employees	1	X	X	X
	Establishments with 100 to 249 employees	—	X	X	X
	Establishments with 250 to 499 employees	—	X	X	X
	Establishments with 500 to 999 employees	—	X	X	X
	Establishments with 1,000 employees or more	—	X	X	X
8139	Business, professional, labor, political, and similar organizations				
	All establishments	147	1 957	19 805	80 225
	Establishments with 1 to 4 employees	105	X	X	X
	Establishments with 5 to 9 employees	20	X	X	X
	Establishments with 10 to 19 employees	15	X	X	X
	Establishments with 20 to 49 employees	3	X	X	X
	Establishments with 50 to 99 employees	—	X	X	X
	Establishments with 100 to 249 employees	1	X	X	X
	Establishments with 250 to 499 employees	3	X	X	X
	Establishments with 500 to 999 employees	—	X	X	X
	Establishments with 1,000 employees or more	—	X	X	X
81391	Business associations				
	All establishments	18	534	6 251	24 738
	Establishments with 1 to 4 employees	14	X	X	X
	Establishments with 5 to 9 employees	—	X	X	X
	Establishments with 10 to 19 employees	3	X	X	X
	Establishments with 20 to 49 employees	—	X	X	X
	Establishments with 50 to 99 employees	—	X	X	X
	Establishments with 100 to 249 employees	—	X	X	X
	Establishments with 250 to 499 employees	1	X	X	X
	Establishments with 500 to 999 employees	—	X	X	X
	Establishments with 1,000 employees or more	—	X	X	X
813910	Business associations				
	All establishments	18	534	6 251	24 738
	Establishments with 1 to 4 employees	14	X	X	X
	Establishments with 5 to 9 employees	—	X	X	X
	Establishments with 10 to 19 employees	3	X	X	X
	Establishments with 20 to 49 employees	—	X	X	X
	Establishments with 50 to 99 employees	—	X	X	X
	Establishments with 100 to 249 employees	—	X	X	X
	Establishments with 250 to 499 employees	1	X	X	X
	Establishments with 500 to 999 employees	—	X	X	X
	Establishments with 1,000 employees or more	—	X	X	X
81392	Professional organizations				
	All establishments	5	e	D	D
	Establishments with 1 to 4 employees	2	X	X	X
	Establishments with 5 to 9 employees	1	X	X	X
	Establishments with 10 to 19 employees	1	X	X	X
	Establishments with 20 to 49 employees	—	X	X	X
	Establishments with 50 to 99 employees	—	X	X	X
	Establishments with 100 to 249 employees	—	X	X	X
	Establishments with 250 to 499 employees	1	X	X	X
	Establishments with 500 to 999 employees	—	X	X	X
	Establishments with 1,000 employees or more	—	X	X	X
813920	Professional organizations				
	All establishments	5	e	D	D
	Establishments with 1 to 4 employees	2	X	X	X
	Establishments with 5 to 9 employees	1	X	X	X
	Establishments with 10 to 19 employees	1	X	X	X
	Establishments with 20 to 49 employees	—	X	X	X
	Establishments with 50 to 99 employees	—	X	X	X
	Establishments with 100 to 249 employees	—	X	X	X
	Establishments with 250 to 499 employees	1	X	X	X
	Establishments with 500 to 999 employees	—	X	X	X
	Establishments with 1,000 employees or more	—	X	X	X

See footnotes at end of table.

Table 5. Establishments, Employees, and Payroll by Industry and Employment Size of Establishments by County: 2004—Con.

[Excludes most government employees, railroad employees, and self-employed persons. Size class 1 to 4 employees includes establishments having payroll, but no employees, during mid-March pay period. For meaning of abbreviations and symbols, see introductory text. For explanation of terms, see Appendix A. For statement on reliability, see the note at the end of the table and Appendix C]

NAICS code	Geography, kind of business, and employment size class	Establishments (number)	Paid employees for pay period including March 12 (number)	First-quarter payroll (\$1,000)	Annual payroll (\$1,000)
	HUDSON—Con.				
81	Other services (except public administration)—Con.				
813	Religious, grantmaking, civic, professional, and similar organizations—Con.				
8139	Business, professional, labor, political, and similar organizations—Con.				
81393	Labor Unions and Similar Labor Organizations				
	All establishments	34	c	D	D
	Establishments with 1 to 4 employees	22	X	X	X
	Establishments with 5 to 9 employees	9	X	X	X
	Establishments with 10 to 19 employees	3	X	X	X
	Establishments with 20 to 49 employees	—	X	X	X
	Establishments with 50 to 99 employees	—	X	X	X
	Establishments with 100 to 249 employees	—	X	X	X
	Establishments with 250 to 499 employees	—	X	X	X
	Establishments with 500 to 999 employees	—	X	X	X
	Establishments with 1,000 employees or more	—	X	X	X
813930	Labor Unions and Similar Labor Organizations				
	All establishments	34	c	D	D
	Establishments with 1 to 4 employees	22	X	X	X
	Establishments with 5 to 9 employees	9	X	X	X
	Establishments with 10 to 19 employees	3	X	X	X
	Establishments with 20 to 49 employees	—	X	X	X
	Establishments with 50 to 99 employees	—	X	X	X
	Establishments with 100 to 249 employees	—	X	X	X
	Establishments with 250 to 499 employees	—	X	X	X
	Establishments with 500 to 999 employees	—	X	X	X
	Establishments with 1,000 employees or more	—	X	X	X
81399	Other similar organizations (except business, professional, labor, and political organizations)				
	All establishments	88	796	4 655	17 389
	Establishments with 1 to 4 employees	65	X	X	X
	Establishments with 5 to 9 employees	10	X	X	X
	Establishments with 10 to 19 employees	8	X	X	X
	Establishments with 20 to 49 employees	3	X	X	X
	Establishments with 50 to 99 employees	—	X	X	X
	Establishments with 100 to 249 employees	1	X	X	X
	Establishments with 250 to 499 employees	1	X	X	X
	Establishments with 500 to 999 employees	—	X	X	X
	Establishments with 1,000 employees or more	—	X	X	X
813990	Other similar organizations (except business, professional, labor, and political organizations)				
	All establishments	88	796	4 655	17 389
	Establishments with 1 to 4 employees	65	X	X	X
	Establishments with 5 to 9 employees	10	X	X	X
	Establishments with 10 to 19 employees	8	X	X	X
	Establishments with 20 to 49 employees	3	X	X	X
	Establishments with 50 to 99 employees	—	X	X	X
	Establishments with 100 to 249 employees	1	X	X	X
	Establishments with 250 to 499 employees	1	X	X	X
	Establishments with 500 to 999 employees	—	X	X	X
	Establishments with 1,000 employees or more	—	X	X	X
99	Industries not classified				
	All establishments	103	c	D	D
	Establishments with 1 to 4 employees	98	X	X	X
	Establishments with 5 to 9 employees	5	X	X	X
	Establishments with 10 to 19 employees	—	X	X	X
	Establishments with 20 to 49 employees	—	X	X	X
	Establishments with 50 to 99 employees	—	X	X	X
	Establishments with 100 to 249 employees	—	X	X	X
	Establishments with 250 to 499 employees	—	X	X	X
	Establishments with 500 to 999 employees	—	X	X	X
	Establishments with 1,000 employees or more	—	X	X	X
	HUNTERDON				
	Total for all sectors				
	All establishments	4 169	44 623	583 149	2 184 651
	Establishments with 1 to 4 employees	2 596	X	X	X
	Establishments with 5 to 9 employees	741	X	X	X
	Establishments with 10 to 19 employees	461	X	X	X
	Establishments with 20 to 49 employees	237	X	X	X
	Establishments with 50 to 99 employees	77	X	X	X
	Establishments with 100 to 249 employees	35	X	X	X
	Establishments with 250 to 499 employees	14	X	X	X
	Establishments with 500 to 999 employees	6	X	X	X
	Establishments with 1,000 employees or more	2	X	X	X

See footnotes at end of table.

Table 5. Establishments, Employees, and Payroll by Industry and Employment Size of Establishments by County: 2004—Con.

[Excludes most government employees, railroad employees, and self-employed persons. Size class 1 to 4 employees includes establishments having payroll, but no employees, during mid-March pay period. For meaning of abbreviations and symbols, see introductory text. For explanation of terms, see Appendix A. For statement on reliability, see the note at the end of the table and Appendix C]

NAICS code	Geography, kind of business, and employment size class	Establishments (number)	Paid employees for pay period including March 12 (number)	First-quarter payroll (\$1,000)	Annual payroll (\$1,000)
	HUNTERDON—Con.				
11	Forestry, fishing & hunting, and agricultural support services (NAICS 113-115)				
	All establishments	25	b	D	D
	Establishments with 1 to 4 employees	20	X	X	X
	Establishments with 5 to 9 employees	3	X	X	X
	Establishments with 10 to 19 employees	2	X	X	X
	Establishments with 20 to 49 employees	—	X	X	X
	Establishments with 50 to 99 employees	—	X	X	X
	Establishments with 100 to 249 employees	—	X	X	X
	Establishments with 250 to 499 employees	—	X	X	X
	Establishments with 500 to 999 employees	—	X	X	X
	Establishments with 1,000 employees or more	—	X	X	X
21	Mining				
	All establishments	4	b	D	D
	Establishments with 1 to 4 employees	2	X	X	X
	Establishments with 5 to 9 employees	—	X	X	X
	Establishments with 10 to 19 employees	1	X	X	X
	Establishments with 20 to 49 employees	1	X	X	X
	Establishments with 50 to 99 employees	—	X	X	X
	Establishments with 100 to 249 employees	—	X	X	X
	Establishments with 250 to 499 employees	—	X	X	X
	Establishments with 500 to 999 employees	—	X	X	X
	Establishments with 1,000 employees or more	—	X	X	X
22	Utilities				
	All establishments	4	128	1 979	8 016
	Establishments with 1 to 4 employees	1	X	X	X
	Establishments with 5 to 9 employees	—	X	X	X
	Establishments with 10 to 19 employees	—	X	X	X
	Establishments with 20 to 49 employees	2	X	X	X
	Establishments with 50 to 99 employees	1	X	X	X
	Establishments with 100 to 249 employees	—	X	X	X
	Establishments with 250 to 499 employees	—	X	X	X
	Establishments with 500 to 999 employees	—	X	X	X
	Establishments with 1,000 employees or more	—	X	X	X
221	Utilities				
	All establishments	4	128	1 979	8 016
	Establishments with 1 to 4 employees	1	X	X	X
	Establishments with 5 to 9 employees	—	X	X	X
	Establishments with 10 to 19 employees	—	X	X	X
	Establishments with 20 to 49 employees	2	X	X	X
	Establishments with 50 to 99 employees	1	X	X	X
	Establishments with 100 to 249 employees	—	X	X	X
	Establishments with 250 to 499 employees	—	X	X	X
	Establishments with 500 to 999 employees	—	X	X	X
	Establishments with 1,000 employees or more	—	X	X	X
2211	Electric power generation, transmission, and distribution				
	All establishments	2	c	D	D
	Establishments with 1 to 4 employees	—	X	X	X
	Establishments with 5 to 9 employees	—	X	X	X
	Establishments with 10 to 19 employees	—	X	X	X
	Establishments with 20 to 49 employees	1	X	X	X
	Establishments with 50 to 99 employees	1	X	X	X
	Establishments with 100 to 249 employees	—	X	X	X
	Establishments with 250 to 499 employees	—	X	X	X
	Establishments with 500 to 999 employees	—	X	X	X
	Establishments with 1,000 employees or more	—	X	X	X
22112	Electric power transmission, control, and distribution				
	All establishments	2	c	D	D
	Establishments with 1 to 4 employees	—	X	X	X
	Establishments with 5 to 9 employees	—	X	X	X
	Establishments with 10 to 19 employees	—	X	X	X
	Establishments with 20 to 49 employees	1	X	X	X
	Establishments with 50 to 99 employees	1	X	X	X
	Establishments with 100 to 249 employees	—	X	X	X
	Establishments with 250 to 499 employees	—	X	X	X
	Establishments with 500 to 999 employees	—	X	X	X
	Establishments with 1,000 employees or more	—	X	X	X
221122	Electric power distribution				
	All establishments	2	c	D	D
	Establishments with 1 to 4 employees	—	X	X	X
	Establishments with 5 to 9 employees	—	X	X	X
	Establishments with 10 to 19 employees	—	X	X	X
	Establishments with 20 to 49 employees	1	X	X	X
	Establishments with 50 to 99 employees	1	X	X	X
	Establishments with 100 to 249 employees	—	X	X	X
	Establishments with 250 to 499 employees	—	X	X	X
	Establishments with 500 to 999 employees	—	X	X	X
	Establishments with 1,000 employees or more	—	X	X	X

See footnotes at end of table.

Table 5. Establishments, Employees, and Payroll by Industry and Employment Size of Establishments by County: 2004—Con.

[Excludes most government employees, railroad employees, and self-employed persons. Size class 1 to 4 employees includes establishments having payroll, but no employees, during mid-March pay period. For meaning of abbreviations and symbols, see introductory text. For explanation of terms, see Appendix A. For statement on reliability, see the note at the end of the table and Appendix C]

NAICS code	Geography, kind of business, and employment size class	Establishments (number)	Paid employees for pay period including March 12 (number)	First-quarter payroll (\$1,000)	Annual payroll (\$1,000)
	HUNTERDON—Con.				
23	Construction				
	All establishments	658	3 928	45 393	212 007
	Establishments with 1 to 4 employees	490	X	X	X
	Establishments with 5 to 9 employees	100	X	X	X
	Establishments with 10 to 19 employees	40	X	X	X
	Establishments with 20 to 49 employees	20	X	X	X
	Establishments with 50 to 99 employees	2	X	X	X
	Establishments with 100 to 249 employees	4	X	X	X
	Establishments with 250 to 499 employees	2	X	X	X
	Establishments with 500 to 999 employees	—	X	X	X
	Establishments with 1,000 employees or more	—	X	X	X
236	Construction of buildings				
	All establishments	207	1 121	11 588	54 196
	Establishments with 1 to 4 employees	166	X	X	X
	Establishments with 5 to 9 employees	25	X	X	X
	Establishments with 10 to 19 employees	12	X	X	X
	Establishments with 20 to 49 employees	2	X	X	X
	Establishments with 50 to 99 employees	1	X	X	X
	Establishments with 100 to 249 employees	—	X	X	X
	Establishments with 250 to 499 employees	1	X	X	X
	Establishments with 500 to 999 employees	—	X	X	X
	Establishments with 1,000 employees or more	—	X	X	X
2361	Residential building construction				
	All establishments	177	612	5 917	27 315
	Establishments with 1 to 4 employees	147	X	X	X
	Establishments with 5 to 9 employees	20	X	X	X
	Establishments with 10 to 19 employees	8	X	X	X
	Establishments with 20 to 49 employees	1	X	X	X
	Establishments with 50 to 99 employees	1	X	X	X
	Establishments with 100 to 249 employees	—	X	X	X
	Establishments with 250 to 499 employees	—	X	X	X
	Establishments with 500 to 999 employees	—	X	X	X
	Establishments with 1,000 employees or more	—	X	X	X
23611	Residential building construction				
	All establishments	177	612	5 917	27 315
	Establishments with 1 to 4 employees	147	X	X	X
	Establishments with 5 to 9 employees	20	X	X	X
	Establishments with 10 to 19 employees	8	X	X	X
	Establishments with 20 to 49 employees	1	X	X	X
	Establishments with 50 to 99 employees	1	X	X	X
	Establishments with 100 to 249 employees	—	X	X	X
	Establishments with 250 to 499 employees	—	X	X	X
	Establishments with 500 to 999 employees	—	X	X	X
	Establishments with 1,000 employees or more	—	X	X	X
236115	New single-family housing construction (except operative builders)				
	All establishments	89	247	1 884	9 640
	Establishments with 1 to 4 employees	76	X	X	X
	Establishments with 5 to 9 employees	11	X	X	X
	Establishments with 10 to 19 employees	2	X	X	X
	Establishments with 20 to 49 employees	—	X	X	X
	Establishments with 50 to 99 employees	—	X	X	X
	Establishments with 100 to 249 employees	—	X	X	X
	Establishments with 250 to 499 employees	—	X	X	X
	Establishments with 500 to 999 employees	—	X	X	X
	Establishments with 1,000 employees or more	—	X	X	X
236117	New housing operative builders				
	All establishments	11	143	2 161	9 348
	Establishments with 1 to 4 employees	5	X	X	X
	Establishments with 5 to 9 employees	4	X	X	X
	Establishments with 10 to 19 employees	—	X	X	X
	Establishments with 20 to 49 employees	1	X	X	X
	Establishments with 50 to 99 employees	1	X	X	X
	Establishments with 100 to 249 employees	—	X	X	X
	Establishments with 250 to 499 employees	—	X	X	X
	Establishments with 500 to 999 employees	—	X	X	X
	Establishments with 1,000 employees or more	—	X	X	X
236118	Residential remodelers				
	All establishments	76	c	D	D
	Establishments with 1 to 4 employees	66	X	X	X
	Establishments with 5 to 9 employees	5	X	X	X
	Establishments with 10 to 19 employees	5	X	X	X
	Establishments with 20 to 49 employees	—	X	X	X
	Establishments with 50 to 99 employees	—	X	X	X
	Establishments with 100 to 249 employees	—	X	X	X
	Establishments with 250 to 499 employees	—	X	X	X
	Establishments with 500 to 999 employees	—	X	X	X
	Establishments with 1,000 employees or more	—	X	X	X

See footnotes at end of table.

Table 5. Establishments, Employees, and Payroll by Industry and Employment Size of Establishments by County: 2004—Con.

[Excludes most government employees, railroad employees, and self-employed persons. Size class 1 to 4 employees includes establishments having payroll, but no employees, during mid-March pay period. For meaning of abbreviations and symbols, see introductory text. For explanation of terms, see Appendix A. For statement on reliability, see the note at the end of the table and Appendix C]

NAICS code	Geography, kind of business, and employment size class	Establishments (number)	Paid employees for pay period including March 12 (number)	First-quarter payroll (\$1,000)	Annual payroll (\$1,000)
23	HUNTERDON—Con.				
	Construction—Con.				
236	Construction of buildings—Con.				
2362	Nonresidential building construction				
	All establishments	30	509	5 671	26 881
	Establishments with 1 to 4 employees	19	X	X	X
	Establishments with 5 to 9 employees	5	X	X	X
	Establishments with 10 to 19 employees	4	X	X	X
	Establishments with 20 to 49 employees	1	X	X	X
	Establishments with 50 to 99 employees	—	X	X	X
	Establishments with 100 to 249 employees	—	X	X	X
	Establishments with 250 to 499 employees	1	X	X	X
	Establishments with 500 to 999 employees	—	X	X	X
	Establishments with 1,000 employees or more	—	X	X	X
23622	Commercial and institutional building construction				
	All establishments	29	f	D	D
	Establishments with 1 to 4 employees	19	X	X	X
	Establishments with 5 to 9 employees	4	X	X	X
	Establishments with 10 to 19 employees	4	X	X	X
	Establishments with 20 to 49 employees	1	X	X	X
	Establishments with 50 to 99 employees	—	X	X	X
	Establishments with 100 to 249 employees	—	X	X	X
	Establishments with 250 to 499 employees	1	X	X	X
	Establishments with 500 to 999 employees	—	X	X	X
	Establishments with 1,000 employees or more	—	X	X	X
236220	Commercial and institutional building construction				
	All establishments	29	f	D	D
	Establishments with 1 to 4 employees	19	X	X	X
	Establishments with 5 to 9 employees	4	X	X	X
	Establishments with 10 to 19 employees	4	X	X	X
	Establishments with 20 to 49 employees	1	X	X	X
	Establishments with 50 to 99 employees	—	X	X	X
	Establishments with 100 to 249 employees	—	X	X	X
	Establishments with 250 to 499 employees	1	X	X	X
	Establishments with 500 to 999 employees	—	X	X	X
	Establishments with 1,000 employees or more	—	X	X	X
237	Heavy and civil engineering construction				
	All establishments	40	552	8 841	37 592
	Establishments with 1 to 4 employees	22	X	X	X
	Establishments with 5 to 9 employees	9	X	X	X
	Establishments with 10 to 19 employees	3	X	X	X
	Establishments with 20 to 49 employees	5	X	X	X
	Establishments with 50 to 99 employees	—	X	X	X
	Establishments with 100 to 249 employees	—	X	X	X
	Establishments with 250 to 499 employees	1	X	X	X
	Establishments with 500 to 999 employees	—	X	X	X
	Establishments with 1,000 employees or more	—	X	X	X
2371	Utility system construction				
	All establishments	19	390	6 953	26 032
	Establishments with 1 to 4 employees	9	X	X	X
	Establishments with 5 to 9 employees	6	X	X	X
	Establishments with 10 to 19 employees	1	X	X	X
	Establishments with 20 to 49 employees	2	X	X	X
	Establishments with 50 to 99 employees	—	X	X	X
	Establishments with 100 to 249 employees	—	X	X	X
	Establishments with 250 to 499 employees	1	X	X	X
	Establishments with 500 to 999 employees	—	X	X	X
	Establishments with 1,000 employees or more	—	X	X	X
23711	Water and sewer line and related structures construction				
	All establishments	14	c	D	D
	Establishments with 1 to 4 employees	7	X	X	X
	Establishments with 5 to 9 employees	4	X	X	X
	Establishments with 10 to 19 employees	1	X	X	X
	Establishments with 20 to 49 employees	2	X	X	X
	Establishments with 50 to 99 employees	—	X	X	X
	Establishments with 100 to 249 employees	—	X	X	X
	Establishments with 250 to 499 employees	—	X	X	X
	Establishments with 500 to 999 employees	—	X	X	X
	Establishments with 1,000 employees or more	—	X	X	X
237110	Water and sewer line and related structures construction				
	All establishments	14	c	D	D
	Establishments with 1 to 4 employees	7	X	X	X
	Establishments with 5 to 9 employees	4	X	X	X
	Establishments with 10 to 19 employees	1	X	X	X
	Establishments with 20 to 49 employees	2	X	X	X
	Establishments with 50 to 99 employees	—	X	X	X
	Establishments with 100 to 249 employees	—	X	X	X
	Establishments with 250 to 499 employees	—	X	X	X
	Establishments with 500 to 999 employees	—	X	X	X
	Establishments with 1,000 employees or more	—	X	X	X

See footnotes at end of table.

Table 5. Establishments, Employees, and Payroll by Industry and Employment Size of Establishments by County: 2004—Con.

[Excludes most government employees, railroad employees, and self-employed persons. Size class 1 to 4 employees includes establishments having payroll, but no employees, during mid-March pay period. For meaning of abbreviations and symbols, see introductory text. For explanation of terms, see Appendix A. For statement on reliability, see the note at the end of the table and Appendix C]

NAICS code	Geography, kind of business, and employment size class	Establishments (number)	Paid employees for pay period including March 12 (number)	First-quarter payroll (\$1,000)	Annual payroll (\$1,000)
23	HUNTERDON—Con.				
	Construction—Con.				
237	Heavy and civil engineering construction—Con.				
2371	Utility system construction—Con.				
23713	Power and communication line and related structures construction				
	All establishments	5	e	D	D
	Establishments with 1 to 4 employees	2	X	X	X
	Establishments with 5 to 9 employees	2	X	X	X
	Establishments with 10 to 19 employees	—	X	X	X
	Establishments with 20 to 49 employees	—	X	X	X
	Establishments with 50 to 99 employees	—	X	X	X
	Establishments with 100 to 249 employees	—	X	X	X
	Establishments with 250 to 499 employees	1	X	X	X
	Establishments with 500 to 999 employees	—	X	X	X
	Establishments with 1,000 employees or more	—	X	X	X
237130	Power and communication line and related structures construction				
	All establishments	5	e	D	D
	Establishments with 1 to 4 employees	2	X	X	X
	Establishments with 5 to 9 employees	2	X	X	X
	Establishments with 10 to 19 employees	—	X	X	X
	Establishments with 20 to 49 employees	—	X	X	X
	Establishments with 50 to 99 employees	—	X	X	X
	Establishments with 100 to 249 employees	—	X	X	X
	Establishments with 250 to 499 employees	1	X	X	X
	Establishments with 500 to 999 employees	—	X	X	X
	Establishments with 1,000 employees or more	—	X	X	X
238	Specialty trade contractors				
	All establishments	411	2 255	24 964	120 219
	Establishments with 1 to 4 employees	302	X	X	X
	Establishments with 5 to 9 employees	66	X	X	X
	Establishments with 10 to 19 employees	25	X	X	X
	Establishments with 20 to 49 employees	13	X	X	X
	Establishments with 50 to 99 employees	1	X	X	X
	Establishments with 100 to 249 employees	4	X	X	X
	Establishments with 250 to 499 employees	—	X	X	X
	Establishments with 500 to 999 employees	—	X	X	X
	Establishments with 1,000 employees or more	—	X	X	X
2381	Foundation, structure, and building exterior contractors				
	All establishments	86	660	7 611	42 080
	Establishments with 1 to 4 employees	59	X	X	X
	Establishments with 5 to 9 employees	18	X	X	X
	Establishments with 10 to 19 employees	3	X	X	X
	Establishments with 20 to 49 employees	3	X	X	X
	Establishments with 50 to 99 employees	1	X	X	X
	Establishments with 100 to 249 employees	2	X	X	X
	Establishments with 250 to 499 employees	—	X	X	X
	Establishments with 500 to 999 employees	—	X	X	X
	Establishments with 1,000 employees or more	—	X	X	X
23814	Masonry contractors				
	All establishments	33	201	2 527	17 978
	Establishments with 1 to 4 employees	27	X	X	X
	Establishments with 5 to 9 employees	4	X	X	X
	Establishments with 10 to 19 employees	1	X	X	X
	Establishments with 20 to 49 employees	—	X	X	X
	Establishments with 50 to 99 employees	—	X	X	X
	Establishments with 100 to 249 employees	1	X	X	X
	Establishments with 250 to 499 employees	—	X	X	X
	Establishments with 500 to 999 employees	—	X	X	X
	Establishments with 1,000 employees or more	—	X	X	X
238140	Masonry contractors				
	All establishments	33	201	2 527	17 978
	Establishments with 1 to 4 employees	27	X	X	X
	Establishments with 5 to 9 employees	4	X	X	X
	Establishments with 10 to 19 employees	1	X	X	X
	Establishments with 20 to 49 employees	—	X	X	X
	Establishments with 50 to 99 employees	—	X	X	X
	Establishments with 100 to 249 employees	1	X	X	X
	Establishments with 250 to 499 employees	—	X	X	X
	Establishments with 500 to 999 employees	—	X	X	X
	Establishments with 1,000 employees or more	—	X	X	X
23819	Other foundation, structure, and building exterior contractors				
	All establishments	3	c	D	D
	Establishments with 1 to 4 employees	1	X	X	X
	Establishments with 5 to 9 employees	1	X	X	X
	Establishments with 10 to 19 employees	—	X	X	X
	Establishments with 20 to 49 employees	—	X	X	X
	Establishments with 50 to 99 employees	—	X	X	X
	Establishments with 100 to 249 employees	1	X	X	X
	Establishments with 250 to 499 employees	—	X	X	X
	Establishments with 500 to 999 employees	—	X	X	X
	Establishments with 1,000 employees or more	—	X	X	X

See footnotes at end of table.

Table 5. Establishments, Employees, and Payroll by Industry and Employment Size of Establishments by County: 2004—Con.

[Excludes most government employees, railroad employees, and self-employed persons. Size class 1 to 4 employees includes establishments having payroll, but no employees, during mid-March pay period. For meaning of abbreviations and symbols, see introductory text. For explanation of terms, see Appendix A. For statement on reliability, see the note at the end of the table and Appendix C]

NAICS code	Geography, kind of business, and employment size class	Establishments (number)	Paid employees for pay period including March 12 (number)	First-quarter payroll (\$1,000)	Annual payroll (\$1,000)
23	HUNTERDON—Con.				
	Construction—Con.				
238	Specialty trade contractors—Con.				
2381	Foundation, structure, and building exterior contractors—Con.				
23819	Other foundation, structure, and building exterior contractors—Con.				
238190	Other foundation, structure, and building exterior contractors				
	All establishments	3	c	D	D
	Establishments with 1 to 4 employees	1	X	X	X
	Establishments with 5 to 9 employees	1	X	X	X
	Establishments with 10 to 19 employees	—	X	X	X
	Establishments with 20 to 49 employees	—	X	X	X
	Establishments with 50 to 99 employees	—	X	X	X
	Establishments with 100 to 249 employees	1	X	X	X
	Establishments with 250 to 499 employees	—	X	X	X
	Establishments with 500 to 999 employees	—	X	X	X
	Establishments with 1,000 employees or more	—	X	X	X
2382	Building equipment contractors				
	All establishments	148	945	11 569	48 538
	Establishments with 1 to 4 employees	108	X	X	X
	Establishments with 5 to 9 employees	22	X	X	X
	Establishments with 10 to 19 employees	11	X	X	X
	Establishments with 20 to 49 employees	5	X	X	X
	Establishments with 50 to 99 employees	—	X	X	X
	Establishments with 100 to 249 employees	2	X	X	X
	Establishments with 250 to 499 employees	—	X	X	X
	Establishments with 500 to 999 employees	—	X	X	X
	Establishments with 1,000 employees or more	—	X	X	X
23821	Electrical Contractors				
	All establishments	77	617	8 079	32 365
	Establishments with 1 to 4 employees	59	X	X	X
	Establishments with 5 to 9 employees	8	X	X	X
	Establishments with 10 to 19 employees	7	X	X	X
	Establishments with 20 to 49 employees	1	X	X	X
	Establishments with 50 to 99 employees	—	X	X	X
	Establishments with 100 to 249 employees	2	X	X	X
	Establishments with 250 to 499 employees	—	X	X	X
	Establishments with 500 to 999 employees	—	X	X	X
	Establishments with 1,000 employees or more	—	X	X	X
238210	Electrical Contractors				
	All establishments	77	617	8 079	32 365
	Establishments with 1 to 4 employees	59	X	X	X
	Establishments with 5 to 9 employees	8	X	X	X
	Establishments with 10 to 19 employees	7	X	X	X
	Establishments with 20 to 49 employees	1	X	X	X
	Establishments with 50 to 99 employees	—	X	X	X
	Establishments with 100 to 249 employees	2	X	X	X
	Establishments with 250 to 499 employees	—	X	X	X
	Establishments with 500 to 999 employees	—	X	X	X
	Establishments with 1,000 employees or more	—	X	X	X
23822	Plumbing, heating, and air-conditioning contractors				
	All establishments	68	e	D	D
	Establishments with 1 to 4 employees	48	X	X	X
	Establishments with 5 to 9 employees	13	X	X	X
	Establishments with 10 to 19 employees	4	X	X	X
	Establishments with 20 to 49 employees	3	X	X	X
	Establishments with 50 to 99 employees	—	X	X	X
	Establishments with 100 to 249 employees	—	X	X	X
	Establishments with 250 to 499 employees	—	X	X	X
	Establishments with 500 to 999 employees	—	X	X	X
	Establishments with 1,000 employees or more	—	X	X	X
238220	Plumbing, heating, and air-conditioning contractors				
	All establishments	68	e	D	D
	Establishments with 1 to 4 employees	48	X	X	X
	Establishments with 5 to 9 employees	13	X	X	X
	Establishments with 10 to 19 employees	4	X	X	X
	Establishments with 20 to 49 employees	3	X	X	X
	Establishments with 50 to 99 employees	—	X	X	X
	Establishments with 100 to 249 employees	—	X	X	X
	Establishments with 250 to 499 employees	—	X	X	X
	Establishments with 500 to 999 employees	—	X	X	X
	Establishments with 1,000 employees or more	—	X	X	X
2383	Building finishing contractors				
	All establishments	111	288	2 108	10 428
	Establishments with 1 to 4 employees	94	X	X	X
	Establishments with 5 to 9 employees	12	X	X	X
	Establishments with 10 to 19 employees	5	X	X	X
	Establishments with 20 to 49 employees	—	X	X	X
	Establishments with 50 to 99 employees	—	X	X	X
	Establishments with 100 to 249 employees	—	X	X	X
	Establishments with 250 to 499 employees	—	X	X	X
	Establishments with 500 to 999 employees	—	X	X	X
	Establishments with 1,000 employees or more	—	X	X	X

See footnotes at end of table.

Table 5. Establishments, Employees, and Payroll by Industry and Employment Size of Establishments by County: 2004—Con.

[Excludes most government employees, railroad employees, and self-employed persons. Size class 1 to 4 employees includes establishments having payroll, but no employees, during mid-March pay period. For meaning of abbreviations and symbols, see introductory text. For explanation of terms, see Appendix A. For statement on reliability, see the note at the end of the table and Appendix C]

NAICS code	Geography, kind of business, and employment size class	Establishments (number)	Paid employees for pay period including March 12 (number)	First-quarter payroll (\$1,000)	Annual payroll (\$1,000)
23	HUNTERDON—Con.				
	Construction—Con.				
238	Specialty trade contractors—Con.				
2383	Building finishing contractors—Con.				
23835	Finish carpentry contractors				
	All establishments	53	145	976	4 784
	Establishments with 1 to 4 employees	44	X	X	X
	Establishments with 5 to 9 employees	7	X	X	X
	Establishments with 10 to 19 employees	2	X	X	X
	Establishments with 20 to 49 employees	—	X	X	X
	Establishments with 50 to 99 employees	—	X	X	X
	Establishments with 100 to 249 employees	—	X	X	X
	Establishments with 250 to 499 employees	—	X	X	X
	Establishments with 500 to 999 employees	—	X	X	X
	Establishments with 1,000 employees or more	—	X	X	X
238350	Finish carpentry contractors				
	All establishments	53	145	976	4 784
	Establishments with 1 to 4 employees	44	X	X	X
	Establishments with 5 to 9 employees	7	X	X	X
	Establishments with 10 to 19 employees	2	X	X	X
	Establishments with 20 to 49 employees	—	X	X	X
	Establishments with 50 to 99 employees	—	X	X	X
	Establishments with 100 to 249 employees	—	X	X	X
	Establishments with 250 to 499 employees	—	X	X	X
	Establishments with 500 to 999 employees	—	X	X	X
	Establishments with 1,000 employees or more	—	X	X	X
2389	Other specialty trade contractors				
	All establishments	66	362	3 676	19 173
	Establishments with 1 to 4 employees	41	X	X	X
	Establishments with 5 to 9 employees	14	X	X	X
	Establishments with 10 to 19 employees	6	X	X	X
	Establishments with 20 to 49 employees	5	X	X	X
	Establishments with 50 to 99 employees	—	X	X	X
	Establishments with 100 to 249 employees	—	X	X	X
	Establishments with 250 to 499 employees	—	X	X	X
	Establishments with 500 to 999 employees	—	X	X	X
	Establishments with 1,000 employees or more	—	X	X	X
23891	Site preparation contractors				
	All establishments	44	318	3 429	17 435
	Establishments with 1 to 4 employees	23	X	X	X
	Establishments with 5 to 9 employees	11	X	X	X
	Establishments with 10 to 19 employees	5	X	X	X
	Establishments with 20 to 49 employees	5	X	X	X
	Establishments with 50 to 99 employees	—	X	X	X
	Establishments with 100 to 249 employees	—	X	X	X
	Establishments with 250 to 499 employees	—	X	X	X
	Establishments with 500 to 999 employees	—	X	X	X
	Establishments with 1,000 employees or more	—	X	X	X
238910	Site preparation contractors				
	All establishments	44	318	3 429	17 435
	Establishments with 1 to 4 employees	23	X	X	X
	Establishments with 5 to 9 employees	11	X	X	X
	Establishments with 10 to 19 employees	5	X	X	X
	Establishments with 20 to 49 employees	5	X	X	X
	Establishments with 50 to 99 employees	—	X	X	X
	Establishments with 100 to 249 employees	—	X	X	X
	Establishments with 250 to 499 employees	—	X	X	X
	Establishments with 500 to 999 employees	—	X	X	X
	Establishments with 1,000 employees or more	—	X	X	X
31-33	Manufacturing				
	All establishments	170	3 930	44 872	191 940
	Establishments with 1 to 4 employees	69	X	X	X
	Establishments with 5 to 9 employees	39	X	X	X
	Establishments with 10 to 19 employees	20	X	X	X
	Establishments with 20 to 49 employees	17	X	X	X
	Establishments with 50 to 99 employees	18	X	X	X
	Establishments with 100 to 249 employees	5	X	X	X
	Establishments with 250 to 499 employees	1	X	X	X
	Establishments with 500 to 999 employees	1	X	X	X
	Establishments with 1,000 employees or more	—	X	X	X
311	Food manufacturing				
	All establishments	15	370	3 702	15 726
	Establishments with 1 to 4 employees	5	X	X	X
	Establishments with 5 to 9 employees	3	X	X	X
	Establishments with 10 to 19 employees	3	X	X	X
	Establishments with 20 to 49 employees	2	X	X	X
	Establishments with 50 to 99 employees	1	X	X	X
	Establishments with 100 to 249 employees	1	X	X	X
	Establishments with 250 to 499 employees	—	X	X	X
	Establishments with 500 to 999 employees	—	X	X	X
	Establishments with 1,000 employees or more	—	X	X	X

See footnotes at end of table.

Table 5. Establishments, Employees, and Payroll by Industry and Employment Size of Establishments by County: 2004—Con.

[Excludes most government employees, railroad employees, and self-employed persons. Size class 1 to 4 employees includes establishments having payroll, but no employees, during mid-March pay period. For meaning of abbreviations and symbols, see introductory text. For explanation of terms, see Appendix A. For statement on reliability, see the note at the end of the table and Appendix C]

NAICS code	Geography, kind of business, and employment size class	Establishments (number)	Paid employees for pay period including March 12 (number)	First-quarter payroll (\$1,000)	Annual payroll (\$1,000)
31-33	HUNTERDON—Con.				
	Manufacturing—Con.				
311	Food manufacturing—Con.				
3115	Dairy product manufacturing				
	All establishments	3	c	D	D
	Establishments with 1 to 4 employees	—	X	X	X
	Establishments with 5 to 9 employees	1	X	X	X
	Establishments with 10 to 19 employees	1	X	X	X
	Establishments with 20 to 49 employees	—	X	X	X
	Establishments with 50 to 99 employees	—	X	X	X
	Establishments with 100 to 249 employees	1	X	X	X
	Establishments with 250 to 499 employees	—	X	X	X
	Establishments with 500 to 999 employees	—	X	X	X
	Establishments with 1,000 employees or more	—	X	X	X
31151	Dairy product (except frozen) manufacturing				
	All establishments	2	c	D	D
	Establishments with 1 to 4 employees	—	X	X	X
	Establishments with 5 to 9 employees	—	X	X	X
	Establishments with 10 to 19 employees	1	X	X	X
	Establishments with 20 to 49 employees	—	X	X	X
	Establishments with 50 to 99 employees	—	X	X	X
	Establishments with 100 to 249 employees	1	X	X	X
	Establishments with 250 to 499 employees	—	X	X	X
	Establishments with 500 to 999 employees	—	X	X	X
	Establishments with 1,000 employees or more	—	X	X	X
311511	Fluid milk manufacturing				
	All establishments	1	c	D	D
	Establishments with 1 to 4 employees	—	X	X	X
	Establishments with 5 to 9 employees	—	X	X	X
	Establishments with 10 to 19 employees	—	X	X	X
	Establishments with 20 to 49 employees	—	X	X	X
	Establishments with 50 to 99 employees	—	X	X	X
	Establishments with 100 to 249 employees	1	X	X	X
	Establishments with 250 to 499 employees	—	X	X	X
	Establishments with 500 to 999 employees	—	X	X	X
	Establishments with 1,000 employees or more	—	X	X	X
3118	Bakeries and tortilla manufacturing				
	All establishments	8	110	599	2 715
	Establishments with 1 to 4 employees	4	X	X	X
	Establishments with 5 to 9 employees	1	X	X	X
	Establishments with 10 to 19 employees	1	X	X	X
	Establishments with 20 to 49 employees	1	X	X	X
	Establishments with 50 to 99 employees	1	X	X	X
	Establishments with 100 to 249 employees	—	X	X	X
	Establishments with 250 to 499 employees	—	X	X	X
	Establishments with 500 to 999 employees	—	X	X	X
	Establishments with 1,000 employees or more	—	X	X	X
31181	Bread and bakery product manufacturing				
	All establishments	8	110	599	2 715
	Establishments with 1 to 4 employees	4	X	X	X
	Establishments with 5 to 9 employees	1	X	X	X
	Establishments with 10 to 19 employees	1	X	X	X
	Establishments with 20 to 49 employees	1	X	X	X
	Establishments with 50 to 99 employees	1	X	X	X
	Establishments with 100 to 249 employees	—	X	X	X
	Establishments with 250 to 499 employees	—	X	X	X
	Establishments with 500 to 999 employees	—	X	X	X
	Establishments with 1,000 employees or more	—	X	X	X
312	Beverage and tobacco product manufacturing				
	All establishments	4	f	D	D
	Establishments with 1 to 4 employees	1	X	X	X
	Establishments with 5 to 9 employees	2	X	X	X
	Establishments with 10 to 19 employees	—	X	X	X
	Establishments with 20 to 49 employees	—	X	X	X
	Establishments with 50 to 99 employees	—	X	X	X
	Establishments with 100 to 249 employees	—	X	X	X
	Establishments with 250 to 499 employees	—	X	X	X
	Establishments with 500 to 999 employees	1	X	X	X
	Establishments with 1,000 employees or more	—	X	X	X
3121	Beverage manufacturing				
	All establishments	4	f	D	D
	Establishments with 1 to 4 employees	1	X	X	X
	Establishments with 5 to 9 employees	2	X	X	X
	Establishments with 10 to 19 employees	—	X	X	X
	Establishments with 20 to 49 employees	—	X	X	X
	Establishments with 50 to 99 employees	—	X	X	X
	Establishments with 100 to 249 employees	—	X	X	X
	Establishments with 250 to 499 employees	—	X	X	X
	Establishments with 500 to 999 employees	1	X	X	X
	Establishments with 1,000 employees or more	—	X	X	X

See footnotes at end of table.

Table 5. Establishments, Employees, and Payroll by Industry and Employment Size of Establishments by County: 2004—Con.

[Excludes most government employees, railroad employees, and self-employed persons. Size class 1 to 4 employees includes establishments having payroll, but no employees, during mid-March pay period. For meaning of abbreviations and symbols, see introductory text. For explanation of terms, see Appendix A. For statement on reliability, see the note at the end of the table and Appendix C]

NAICS code	Geography, kind of business, and employment size class	Establishments (number)	Paid employees for pay period including March 12 (number)	First-quarter payroll (\$1,000)	Annual payroll (\$1,000)
31-33	HUNTERDON—Con.				
	Manufacturing—Con.				
312	Beverage and tobacco product manufacturing—Con.				
3121	Beverage manufacturing—Con.				
31211	Soft drink and ice manufacturing				
	All establishments	2	f	D	D
	Establishments with 1 to 4 employees	—	X	X	X
	Establishments with 5 to 9 employees	1	X	X	X
	Establishments with 10 to 19 employees	—	X	X	X
	Establishments with 20 to 49 employees	—	X	X	X
	Establishments with 50 to 99 employees	—	X	X	X
	Establishments with 100 to 249 employees	—	X	X	X
	Establishments with 250 to 499 employees	—	X	X	X
	Establishments with 500 to 999 employees	1	X	X	X
	Establishments with 1,000 employees or more	—	X	X	X
312111	Soft drink manufacturing				
	All establishments	2	f	D	D
	Establishments with 1 to 4 employees	—	X	X	X
	Establishments with 5 to 9 employees	1	X	X	X
	Establishments with 10 to 19 employees	—	X	X	X
	Establishments with 20 to 49 employees	—	X	X	X
	Establishments with 50 to 99 employees	—	X	X	X
	Establishments with 100 to 249 employees	—	X	X	X
	Establishments with 250 to 499 employees	—	X	X	X
	Establishments with 500 to 999 employees	1	X	X	X
	Establishments with 1,000 employees or more	—	X	X	X
314	Textile product mills				
	All establishments	10	156	549	2 746
	Establishments with 1 to 4 employees	6	X	X	X
	Establishments with 5 to 9 employees	1	X	X	X
	Establishments with 10 to 19 employees	1	X	X	X
	Establishments with 20 to 49 employees	—	X	X	X
	Establishments with 50 to 99 employees	2	X	X	X
	Establishments with 100 to 249 employees	—	X	X	X
	Establishments with 250 to 499 employees	—	X	X	X
	Establishments with 500 to 999 employees	—	X	X	X
	Establishments with 1,000 employees or more	—	X	X	X
315	Apparel manufacturing				
	All establishments	3	c	D	D
	Establishments with 1 to 4 employees	1	X	X	X
	Establishments with 5 to 9 employees	1	X	X	X
	Establishments with 10 to 19 employees	—	X	X	X
	Establishments with 20 to 49 employees	—	X	X	X
	Establishments with 50 to 99 employees	—	X	X	X
	Establishments with 100 to 249 employees	1	X	X	X
	Establishments with 250 to 499 employees	—	X	X	X
	Establishments with 500 to 999 employees	—	X	X	X
	Establishments with 1,000 employees or more	—	X	X	X
3152	Cut and sew apparel manufacturing				
	All establishments	3	c	D	D
	Establishments with 1 to 4 employees	1	X	X	X
	Establishments with 5 to 9 employees	1	X	X	X
	Establishments with 10 to 19 employees	—	X	X	X
	Establishments with 20 to 49 employees	—	X	X	X
	Establishments with 50 to 99 employees	—	X	X	X
	Establishments with 100 to 249 employees	1	X	X	X
	Establishments with 250 to 499 employees	—	X	X	X
	Establishments with 500 to 999 employees	—	X	X	X
	Establishments with 1,000 employees or more	—	X	X	X
31523	Women's and girls' cut and sew apparel manufacturing				
	All establishments	1	c	D	D
	Establishments with 1 to 4 employees	—	X	X	X
	Establishments with 5 to 9 employees	—	X	X	X
	Establishments with 10 to 19 employees	—	X	X	X
	Establishments with 20 to 49 employees	—	X	X	X
	Establishments with 50 to 99 employees	—	X	X	X
	Establishments with 100 to 249 employees	1	X	X	X
	Establishments with 250 to 499 employees	—	X	X	X
	Establishments with 500 to 999 employees	—	X	X	X
	Establishments with 1,000 employees or more	—	X	X	X
315233	Women's and girls' cut and sew dress manufacturing				
	All establishments	1	c	D	D
	Establishments with 1 to 4 employees	—	X	X	X
	Establishments with 5 to 9 employees	—	X	X	X
	Establishments with 10 to 19 employees	—	X	X	X
	Establishments with 20 to 49 employees	—	X	X	X
	Establishments with 50 to 99 employees	—	X	X	X
	Establishments with 100 to 249 employees	1	X	X	X
	Establishments with 250 to 499 employees	—	X	X	X
	Establishments with 500 to 999 employees	—	X	X	X
	Establishments with 1,000 employees or more	—	X	X	X

See footnotes at end of table.

Table 5. Establishments, Employees, and Payroll by Industry and Employment Size of Establishments by County: 2004—Con.

[Excludes most government employees, railroad employees, and self-employed persons. Size class 1 to 4 employees includes establishments having payroll, but no employees, during mid-March pay period. For meaning of abbreviations and symbols, see introductory text. For explanation of terms, see Appendix A. For statement on reliability, see the note at the end of the table and Appendix C]

NAICS code	Geography, kind of business, and employment size class	Establishments (number)	Paid employees for pay period including March 12 (number)	First-quarter payroll (\$1,000)	Annual payroll (\$1,000)
	HUNTERDON—Con.				
31-33	Manufacturing—Con.				
322	Paper manufacturing				
	All establishments	7	413	4 485	20 194
	Establishments with 1 to 4 employees	—	X	X	X
	Establishments with 5 to 9 employees	2	X	X	X
	Establishments with 10 to 19 employees	—	X	X	X
	Establishments with 20 to 49 employees	1	X	X	X
	Establishments with 50 to 99 employees	3	X	X	X
	Establishments with 100 to 249 employees	1	X	X	X
	Establishments with 250 to 499 employees	—	X	X	X
	Establishments with 500 to 999 employees	—	X	X	X
	Establishments with 1,000 employees or more	—	X	X	X
3221	Pulp, paper, and paperboard mills				
	All establishments	4	e	D	D
	Establishments with 1 to 4 employees	—	X	X	X
	Establishments with 5 to 9 employees	1	X	X	X
	Establishments with 10 to 19 employees	—	X	X	X
	Establishments with 20 to 49 employees	1	X	X	X
	Establishments with 50 to 99 employees	1	X	X	X
	Establishments with 100 to 249 employees	1	X	X	X
	Establishments with 250 to 499 employees	—	X	X	X
	Establishments with 500 to 999 employees	—	X	X	X
	Establishments with 1,000 employees or more	—	X	X	X
32212	Paper mills				
	All establishments	4	e	D	D
	Establishments with 1 to 4 employees	—	X	X	X
	Establishments with 5 to 9 employees	1	X	X	X
	Establishments with 10 to 19 employees	—	X	X	X
	Establishments with 20 to 49 employees	1	X	X	X
	Establishments with 50 to 99 employees	1	X	X	X
	Establishments with 100 to 249 employees	1	X	X	X
	Establishments with 250 to 499 employees	—	X	X	X
	Establishments with 500 to 999 employees	—	X	X	X
	Establishments with 1,000 employees or more	—	X	X	X
322121	Paper (except newsprint) mills				
	All establishments	4	e	D	D
	Establishments with 1 to 4 employees	—	X	X	X
	Establishments with 5 to 9 employees	1	X	X	X
	Establishments with 10 to 19 employees	—	X	X	X
	Establishments with 20 to 49 employees	1	X	X	X
	Establishments with 50 to 99 employees	1	X	X	X
	Establishments with 100 to 249 employees	1	X	X	X
	Establishments with 250 to 499 employees	—	X	X	X
	Establishments with 500 to 999 employees	—	X	X	X
	Establishments with 1,000 employees or more	—	X	X	X
3222	Converted paper product manufacturing				
	All establishments	3	c	D	D
	Establishments with 1 to 4 employees	—	X	X	X
	Establishments with 5 to 9 employees	1	X	X	X
	Establishments with 10 to 19 employees	—	X	X	X
	Establishments with 20 to 49 employees	—	X	X	X
	Establishments with 50 to 99 employees	2	X	X	X
	Establishments with 100 to 249 employees	—	X	X	X
	Establishments with 250 to 499 employees	—	X	X	X
	Establishments with 500 to 999 employees	—	X	X	X
	Establishments with 1,000 employees or more	—	X	X	X
325	Chemical manufacturing				
	All establishments	11	f	D	D
	Establishments with 1 to 4 employees	1	X	X	X
	Establishments with 5 to 9 employees	4	X	X	X
	Establishments with 10 to 19 employees	—	X	X	X
	Establishments with 20 to 49 employees	3	X	X	X
	Establishments with 50 to 99 employees	2	X	X	X
	Establishments with 100 to 249 employees	—	X	X	X
	Establishments with 250 to 499 employees	1	X	X	X
	Establishments with 500 to 999 employees	—	X	X	X
	Establishments with 1,000 employees or more	—	X	X	X
3251	Basic chemical manufacturing				
	All establishments	3	e	D	D
	Establishments with 1 to 4 employees	—	X	X	X
	Establishments with 5 to 9 employees	1	X	X	X
	Establishments with 10 to 19 employees	—	X	X	X
	Establishments with 20 to 49 employees	—	X	X	X
	Establishments with 50 to 99 employees	1	X	X	X
	Establishments with 100 to 249 employees	—	X	X	X
	Establishments with 250 to 499 employees	1	X	X	X
	Establishments with 500 to 999 employees	—	X	X	X
	Establishments with 1,000 employees or more	—	X	X	X

See footnotes at end of table.

Table 5. Establishments, Employees, and Payroll by Industry and Employment Size of Establishments by County: 2004—Con.

[Excludes most government employees, railroad employees, and self-employed persons. Size class 1 to 4 employees includes establishments having payroll, but no employees, during mid-March pay period. For meaning of abbreviations and symbols, see introductory text. For explanation of terms, see Appendix A. For statement on reliability, see the note at the end of the table and Appendix C]

NAICS code	Geography, kind of business, and employment size class	Establishments (number)	Paid employees for pay period including March 12 (number)	First-quarter payroll (\$1,000)	Annual payroll (\$1,000)
31-33	HUNTERDON—Con.				
	Manufacturing—Con.				
325	Chemical manufacturing—Con.				
3251	Basic chemical manufacturing—Con.				
32512	Industrial gas manufacturing				
	All establishments	1	e	D	D
	Establishments with 1 to 4 employees	—	X	X	X
	Establishments with 5 to 9 employees	—	X	X	X
	Establishments with 10 to 19 employees	—	X	X	X
	Establishments with 20 to 49 employees	—	X	X	X
	Establishments with 50 to 99 employees	—	X	X	X
	Establishments with 100 to 249 employees	—	X	X	X
	Establishments with 250 to 499 employees	1	X	X	X
	Establishments with 500 to 999 employees	—	X	X	X
	Establishments with 1,000 employees or more	—	X	X	X
325120	Industrial gas manufacturing				
	All establishments	1	e	D	D
	Establishments with 1 to 4 employees	—	X	X	X
	Establishments with 5 to 9 employees	—	X	X	X
	Establishments with 10 to 19 employees	—	X	X	X
	Establishments with 20 to 49 employees	—	X	X	X
	Establishments with 50 to 99 employees	—	X	X	X
	Establishments with 100 to 249 employees	—	X	X	X
	Establishments with 250 to 499 employees	1	X	X	X
	Establishments with 500 to 999 employees	—	X	X	X
	Establishments with 1,000 employees or more	—	X	X	X
3259	Other chemical product and preparation manufacturing				
	All establishments	4	150	1 841	6 333
	Establishments with 1 to 4 employees	—	X	X	X
	Establishments with 5 to 9 employees	1	X	X	X
	Establishments with 10 to 19 employees	—	X	X	X
	Establishments with 20 to 49 employees	2	X	X	X
	Establishments with 50 to 99 employees	1	X	X	X
	Establishments with 100 to 249 employees	—	X	X	X
	Establishments with 250 to 499 employees	—	X	X	X
	Establishments with 500 to 999 employees	—	X	X	X
	Establishments with 1,000 employees or more	—	X	X	X
32599	All other chemical product and preparation manufacturing				
	All establishments	4	150	1 841	6 333
	Establishments with 1 to 4 employees	—	X	X	X
	Establishments with 5 to 9 employees	1	X	X	X
	Establishments with 10 to 19 employees	—	X	X	X
	Establishments with 20 to 49 employees	2	X	X	X
	Establishments with 50 to 99 employees	1	X	X	X
	Establishments with 100 to 249 employees	—	X	X	X
	Establishments with 250 to 499 employees	—	X	X	X
	Establishments with 500 to 999 employees	—	X	X	X
	Establishments with 1,000 employees or more	—	X	X	X
326	Plastics and rubber products manufacturing				
	All establishments	5	c	D	D
	Establishments with 1 to 4 employees	1	X	X	X
	Establishments with 5 to 9 employees	2	X	X	X
	Establishments with 10 to 19 employees	—	X	X	X
	Establishments with 20 to 49 employees	—	X	X	X
	Establishments with 50 to 99 employees	2	X	X	X
	Establishments with 100 to 249 employees	—	X	X	X
	Establishments with 250 to 499 employees	—	X	X	X
	Establishments with 500 to 999 employees	—	X	X	X
	Establishments with 1,000 employees or more	—	X	X	X
3261	Plastics product manufacturing				
	All establishments	5	c	D	D
	Establishments with 1 to 4 employees	1	X	X	X
	Establishments with 5 to 9 employees	2	X	X	X
	Establishments with 10 to 19 employees	—	X	X	X
	Establishments with 20 to 49 employees	—	X	X	X
	Establishments with 50 to 99 employees	2	X	X	X
	Establishments with 100 to 249 employees	—	X	X	X
	Establishments with 250 to 499 employees	—	X	X	X
	Establishments with 500 to 999 employees	—	X	X	X
	Establishments with 1,000 employees or more	—	X	X	X
32611	Plastics packaging materials and unlaminated film and sheet manufacturing				
	All establishments	2	c	D	D
	Establishments with 1 to 4 employees	—	X	X	X
	Establishments with 5 to 9 employees	—	X	X	X
	Establishments with 10 to 19 employees	—	X	X	X
	Establishments with 20 to 49 employees	—	X	X	X
	Establishments with 50 to 99 employees	2	X	X	X
	Establishments with 100 to 249 employees	—	X	X	X
	Establishments with 250 to 499 employees	—	X	X	X
	Establishments with 500 to 999 employees	—	X	X	X
	Establishments with 1,000 employees or more	—	X	X	X

See footnotes at end of table.

Table 5. Establishments, Employees, and Payroll by Industry and Employment Size of Establishments by County: 2004—Con.

[Excludes most government employees, railroad employees, and self-employed persons. Size class 1 to 4 employees includes establishments having payroll, but no employees, during mid-March pay period. For meaning of abbreviations and symbols, see introductory text. For explanation of terms, see Appendix A. For statement on reliability, see the note at the end of the table and Appendix C]

NAICS code	Geography, kind of business, and employment size class	Establishments (number)	Paid employees for pay period including March 12 (number)	First-quarter payroll (\$1,000)	Annual payroll (\$1,000)
	HUNTERDON—Con.				
31-33	Manufacturing—Con.				
327	Nonmetallic mineral product manufacturing				
	All establishments	8	142	1 710	7 450
	Establishments with 1 to 4 employees	2	X	X	X
	Establishments with 5 to 9 employees	1	X	X	X
	Establishments with 10 to 19 employees	2	X	X	X
	Establishments with 20 to 49 employees	3	X	X	X
	Establishments with 50 to 99 employees	—	X	X	X
	Establishments with 100 to 249 employees	—	X	X	X
	Establishments with 250 to 499 employees	—	X	X	X
	Establishments with 500 to 999 employees	—	X	X	X
	Establishments with 1,000 employees or more	—	X	X	X
331	Primary metal manufacturing				
	All establishments	4	185	1 973	8 715
	Establishments with 1 to 4 employees	—	X	X	X
	Establishments with 5 to 9 employees	1	X	X	X
	Establishments with 10 to 19 employees	—	X	X	X
	Establishments with 20 to 49 employees	1	X	X	X
	Establishments with 50 to 99 employees	2	X	X	X
	Establishments with 100 to 249 employees	—	X	X	X
	Establishments with 250 to 499 employees	—	X	X	X
	Establishments with 500 to 999 employees	—	X	X	X
	Establishments with 1,000 employees or more	—	X	X	X
332	Fabricated metal product manufacturing				
	All establishments	23	492	4 516	20 061
	Establishments with 1 to 4 employees	9	X	X	X
	Establishments with 5 to 9 employees	6	X	X	X
	Establishments with 10 to 19 employees	2	X	X	X
	Establishments with 20 to 49 employees	2	X	X	X
	Establishments with 50 to 99 employees	3	X	X	X
	Establishments with 100 to 249 employees	1	X	X	X
	Establishments with 250 to 499 employees	—	X	X	X
	Establishments with 500 to 999 employees	—	X	X	X
	Establishments with 1,000 employees or more	—	X	X	X
3323	Architectural and structural metals manufacturing				
	All establishments	3	c	D	D
	Establishments with 1 to 4 employees	1	X	X	X
	Establishments with 5 to 9 employees	—	X	X	X
	Establishments with 10 to 19 employees	—	X	X	X
	Establishments with 20 to 49 employees	—	X	X	X
	Establishments with 50 to 99 employees	2	X	X	X
	Establishments with 100 to 249 employees	—	X	X	X
	Establishments with 250 to 499 employees	—	X	X	X
	Establishments with 500 to 999 employees	—	X	X	X
	Establishments with 1,000 employees or more	—	X	X	X
3329	Other fabricated metal product manufacturing				
	All establishments	5	181	2 013	8 624
	Establishments with 1 to 4 employees	2	X	X	X
	Establishments with 5 to 9 employees	—	X	X	X
	Establishments with 10 to 19 employees	—	X	X	X
	Establishments with 20 to 49 employees	2	X	X	X
	Establishments with 50 to 99 employees	—	X	X	X
	Establishments with 100 to 249 employees	1	X	X	X
	Establishments with 250 to 499 employees	—	X	X	X
	Establishments with 500 to 999 employees	—	X	X	X
	Establishments with 1,000 employees or more	—	X	X	X
33299	All other fabricated metal product manufacturing				
	All establishments	4	c	D	D
	Establishments with 1 to 4 employees	1	X	X	X
	Establishments with 5 to 9 employees	—	X	X	X
	Establishments with 10 to 19 employees	—	X	X	X
	Establishments with 20 to 49 employees	2	X	X	X
	Establishments with 50 to 99 employees	—	X	X	X
	Establishments with 100 to 249 employees	1	X	X	X
	Establishments with 250 to 499 employees	—	X	X	X
	Establishments with 500 to 999 employees	—	X	X	X
	Establishments with 1,000 employees or more	—	X	X	X
332996	Fabricated pipe and pipe fitting manufacturing				
	All establishments	2	c	D	D
	Establishments with 1 to 4 employees	—	X	X	X
	Establishments with 5 to 9 employees	—	X	X	X
	Establishments with 10 to 19 employees	—	X	X	X
	Establishments with 20 to 49 employees	1	X	X	X
	Establishments with 50 to 99 employees	—	X	X	X
	Establishments with 100 to 249 employees	1	X	X	X
	Establishments with 250 to 499 employees	—	X	X	X
	Establishments with 500 to 999 employees	—	X	X	X
	Establishments with 1,000 employees or more	—	X	X	X

See footnotes at end of table.

Table 5. Establishments, Employees, and Payroll by Industry and Employment Size of Establishments by County: 2004—Con.

[Excludes most government employees, railroad employees, and self-employed persons. Size class 1 to 4 employees includes establishments having payroll, but no employees, during mid-March pay period. For meaning of abbreviations and symbols, see introductory text. For explanation of terms, see Appendix A. For statement on reliability, see the note at the end of the table and Appendix C]

NAICS code	Geography, kind of business, and employment size class	Establishments (number)	Paid employees for pay period including March 12 (number)	First-quarter payroll (\$1,000)	Annual payroll (\$1,000)
	HUNTERDON—Con.				
31-33	Manufacturing—Con.				
333	Machinery manufacturing				
	All establishments	21	179	1 930	9 038
	Establishments with 1 to 4 employees	11	X	X	X
	Establishments with 5 to 9 employees	3	X	X	X
	Establishments with 10 to 19 employees	5	X	X	X
	Establishments with 20 to 49 employees	2	X	X	X
	Establishments with 50 to 99 employees	—	X	X	X
	Establishments with 100 to 249 employees	—	X	X	X
	Establishments with 250 to 499 employees	—	X	X	X
	Establishments with 500 to 999 employees	—	X	X	X
	Establishments with 1,000 employees or more	—	X	X	X
334	Computer and electronic product manufacturing				
	All establishments	10	183	1 851	6 964
	Establishments with 1 to 4 employees	3	X	X	X
	Establishments with 5 to 9 employees	3	X	X	X
	Establishments with 10 to 19 employees	1	X	X	X
	Establishments with 20 to 49 employees	2	X	X	X
	Establishments with 50 to 99 employees	1	X	X	X
	Establishments with 100 to 249 employees	—	X	X	X
	Establishments with 250 to 499 employees	—	X	X	X
	Establishments with 500 to 999 employees	—	X	X	X
	Establishments with 1,000 employees or more	—	X	X	X
3344	Semiconductor and other electronic component manufacturing				
	All establishments	6	c	D	D
	Establishments with 1 to 4 employees	2	X	X	X
	Establishments with 5 to 9 employees	1	X	X	X
	Establishments with 10 to 19 employees	—	X	X	X
	Establishments with 20 to 49 employees	2	X	X	X
	Establishments with 50 to 99 employees	1	X	X	X
	Establishments with 100 to 249 employees	—	X	X	X
	Establishments with 250 to 499 employees	—	X	X	X
	Establishments with 500 to 999 employees	—	X	X	X
	Establishments with 1,000 employees or more	—	X	X	X
33441	Semiconductor and other electronic component manufacturing				
	All establishments	6	c	D	D
	Establishments with 1 to 4 employees	2	X	X	X
	Establishments with 5 to 9 employees	1	X	X	X
	Establishments with 10 to 19 employees	—	X	X	X
	Establishments with 20 to 49 employees	2	X	X	X
	Establishments with 50 to 99 employees	1	X	X	X
	Establishments with 100 to 249 employees	—	X	X	X
	Establishments with 250 to 499 employees	—	X	X	X
	Establishments with 500 to 999 employees	—	X	X	X
	Establishments with 1,000 employees or more	—	X	X	X
335	Electrical equipment, appliance, and component manufacturing				
	All establishments	4	125	1 399	8 657
	Establishments with 1 to 4 employees	—	X	X	X
	Establishments with 5 to 9 employees	—	X	X	X
	Establishments with 10 to 19 employees	3	X	X	X
	Establishments with 20 to 49 employees	—	X	X	X
	Establishments with 50 to 99 employees	1	X	X	X
	Establishments with 100 to 249 employees	—	X	X	X
	Establishments with 250 to 499 employees	—	X	X	X
	Establishments with 500 to 999 employees	—	X	X	X
	Establishments with 1,000 employees or more	—	X	X	X
339	Miscellaneous manufacturing				
	All establishments	18	190	2 286	9 178
	Establishments with 1 to 4 employees	10	X	X	X
	Establishments with 5 to 9 employees	6	X	X	X
	Establishments with 10 to 19 employees	1	X	X	X
	Establishments with 20 to 49 employees	—	X	X	X
	Establishments with 50 to 99 employees	—	X	X	X
	Establishments with 100 to 249 employees	1	X	X	X
	Establishments with 250 to 499 employees	—	X	X	X
	Establishments with 500 to 999 employees	—	X	X	X
	Establishments with 1,000 employees or more	—	X	X	X
3391	Medical equipment and supplies manufacturing				
	All establishments	5	147	1 990	7 830
	Establishments with 1 to 4 employees	2	X	X	X
	Establishments with 5 to 9 employees	1	X	X	X
	Establishments with 10 to 19 employees	1	X	X	X
	Establishments with 20 to 49 employees	—	X	X	X
	Establishments with 50 to 99 employees	—	X	X	X
	Establishments with 100 to 249 employees	1	X	X	X
	Establishments with 250 to 499 employees	—	X	X	X
	Establishments with 500 to 999 employees	—	X	X	X
	Establishments with 1,000 employees or more	—	X	X	X

See footnotes at end of table.

Table 5. Establishments, Employees, and Payroll by Industry and Employment Size of Establishments by County: 2004—Con.

[Excludes most government employees, railroad employees, and self-employed persons. Size class 1 to 4 employees includes establishments having payroll, but no employees, during mid-March pay period. For meaning of abbreviations and symbols, see introductory text. For explanation of terms, see Appendix A. For statement on reliability, see the note at the end of the table and Appendix C]

NAICS code	Geography, kind of business, and employment size class	Establishments (number)	Paid employees for pay period including March 12 (number)	First-quarter payroll (\$1,000)	Annual payroll (\$1,000)
	HUNTERDON—Con.				
31-33	Manufacturing—Con.				
339	Miscellaneous manufacturing—Con.				
3391	Medical equipment and supplies manufacturing—Con.				
33911	Medical equipment and supplies manufacturing				
	All establishments	5	147	1 990	7 830
	Establishments with 1 to 4 employees	2	X	X	X
	Establishments with 5 to 9 employees	1	X	X	X
	Establishments with 10 to 19 employees	1	X	X	X
	Establishments with 20 to 49 employees	—	X	X	X
	Establishments with 50 to 99 employees	—	X	X	X
	Establishments with 100 to 249 employees	1	X	X	X
	Establishments with 250 to 499 employees	—	X	X	X
	Establishments with 500 to 999 employees	—	X	X	X
	Establishments with 1,000 employees or more	—	X	X	X
339113	Surgical appliance and supplies manufacturing				
	All establishments	1	c	D	D
	Establishments with 1 to 4 employees	—	X	X	X
	Establishments with 5 to 9 employees	—	X	X	X
	Establishments with 10 to 19 employees	—	X	X	X
	Establishments with 20 to 49 employees	—	X	X	X
	Establishments with 50 to 99 employees	—	X	X	X
	Establishments with 100 to 249 employees	1	X	X	X
	Establishments with 250 to 499 employees	—	X	X	X
	Establishments with 500 to 999 employees	—	X	X	X
	Establishments with 1,000 employees or more	—	X	X	X
42	Wholesale trade				
	All establishments	215	1 344	13 541	60 210
	Establishments with 1 to 4 employees	150	X	X	X
	Establishments with 5 to 9 employees	33	X	X	X
	Establishments with 10 to 19 employees	18	X	X	X
	Establishments with 20 to 49 employees	12	X	X	X
	Establishments with 50 to 99 employees	1	X	X	X
	Establishments with 100 to 249 employees	1	X	X	X
	Establishments with 250 to 499 employees	—	X	X	X
	Establishments with 500 to 999 employees	—	X	X	X
	Establishments with 1,000 employees or more	—	X	X	X
423	Durable goods merchant wholesalers				
	All establishments	118	725	8 420	37 202
	Establishments with 1 to 4 employees	76	X	X	X
	Establishments with 5 to 9 employees	24	X	X	X
	Establishments with 10 to 19 employees	10	X	X	X
	Establishments with 20 to 49 employees	8	X	X	X
	Establishments with 50 to 99 employees	—	X	X	X
	Establishments with 100 to 249 employees	—	X	X	X
	Establishments with 250 to 499 employees	—	X	X	X
	Establishments with 500 to 999 employees	—	X	X	X
	Establishments with 1,000 employees or more	—	X	X	X
4236	Electrical and electronic goods merchant wholesalers				
	All establishments	18	143	1 896	7 146
	Establishments with 1 to 4 employees	10	X	X	X
	Establishments with 5 to 9 employees	4	X	X	X
	Establishments with 10 to 19 employees	1	X	X	X
	Establishments with 20 to 49 employees	3	X	X	X
	Establishments with 50 to 99 employees	—	X	X	X
	Establishments with 100 to 249 employees	—	X	X	X
	Establishments with 250 to 499 employees	—	X	X	X
	Establishments with 500 to 999 employees	—	X	X	X
	Establishments with 1,000 employees or more	—	X	X	X
4238	Machinery, equipment, and supplies merchant wholesalers				
	All establishments	35	232	3 207	13 338
	Establishments with 1 to 4 employees	20	X	X	X
	Establishments with 5 to 9 employees	8	X	X	X
	Establishments with 10 to 19 employees	5	X	X	X
	Establishments with 20 to 49 employees	2	X	X	X
	Establishments with 50 to 99 employees	—	X	X	X
	Establishments with 100 to 249 employees	—	X	X	X
	Establishments with 250 to 499 employees	—	X	X	X
	Establishments with 500 to 999 employees	—	X	X	X
	Establishments with 1,000 employees or more	—	X	X	X
42383	Industrial machinery and equipment merchant wholesalers				
	All establishments	18	133	1 693	7 451
	Establishments with 1 to 4 employees	10	X	X	X
	Establishments with 5 to 9 employees	3	X	X	X
	Establishments with 10 to 19 employees	4	X	X	X
	Establishments with 20 to 49 employees	1	X	X	X
	Establishments with 50 to 99 employees	—	X	X	X
	Establishments with 100 to 249 employees	—	X	X	X
	Establishments with 250 to 499 employees	—	X	X	X
	Establishments with 500 to 999 employees	—	X	X	X
	Establishments with 1,000 employees or more	—	X	X	X

See footnotes at end of table.

Table 5. Establishments, Employees, and Payroll by Industry and Employment Size of Establishments by County: 2004—Con.

[Excludes most government employees, railroad employees, and self-employed persons. Size class 1 to 4 employees includes establishments having payroll, but no employees, during mid-March pay period. For meaning of abbreviations and symbols, see introductory text. For explanation of terms, see Appendix A. For statement on reliability, see the note at the end of the table and Appendix C]

NAICS code	Geography, kind of business, and employment size class	Establishments (number)	Paid employees for pay period including March 12 (number)	First-quarter payroll (\$1,000)	Annual payroll (\$1,000)
	HUNTERDON—Con.				
42	Wholesale trade—Con.				
423	Durable goods merchant wholesalers—Con.				
4238	Machinery, equipment, and supplies merchant wholesalers—Con.				
42383	Industrial machinery and equipment merchant wholesalers—Con.				
423830	Industrial machinery and equipment merchant wholesalers				
	All establishments	18	133	1 693	7 451
	Establishments with 1 to 4 employees	10	X	X	X
	Establishments with 5 to 9 employees	3	X	X	X
	Establishments with 10 to 19 employees	4	X	X	X
	Establishments with 20 to 49 employees	1	X	X	X
	Establishments with 50 to 99 employees	—	X	X	X
	Establishments with 100 to 249 employees	—	X	X	X
	Establishments with 250 to 499 employees	—	X	X	X
	Establishments with 500 to 999 employees	—	X	X	X
	Establishments with 1,000 employees or more	—	X	X	X
424	Nondurable goods merchant wholesalers				
	All establishments	53	457	3 279	15 102
	Establishments with 1 to 4 employees	37	X	X	X
	Establishments with 5 to 9 employees	7	X	X	X
	Establishments with 10 to 19 employees	4	X	X	X
	Establishments with 20 to 49 employees	3	X	X	X
	Establishments with 50 to 99 employees	1	X	X	X
	Establishments with 100 to 249 employees	1	X	X	X
	Establishments with 250 to 499 employees	—	X	X	X
	Establishments with 500 to 999 employees	—	X	X	X
	Establishments with 1,000 employees or more	—	X	X	X
4249	Miscellaneous nondurable goods merchant wholesalers				
	All establishments	15	280	1 497	7 337
	Establishments with 1 to 4 employees	10	X	X	X
	Establishments with 5 to 9 employees	1	X	X	X
	Establishments with 10 to 19 employees	—	X	X	X
	Establishments with 20 to 49 employees	2	X	X	X
	Establishments with 50 to 99 employees	1	X	X	X
	Establishments with 100 to 249 employees	1	X	X	X
	Establishments with 250 to 499 employees	—	X	X	X
	Establishments with 500 to 999 employees	—	X	X	X
	Establishments with 1,000 employees or more	—	X	X	X
42493	Flower, nursery stock, and florists' supplies merchant wholesalers				
	All establishments	4	139	786	4 099
	Establishments with 1 to 4 employees	3	X	X	X
	Establishments with 5 to 9 employees	—	X	X	X
	Establishments with 10 to 19 employees	—	X	X	X
	Establishments with 20 to 49 employees	—	X	X	X
	Establishments with 50 to 99 employees	—	X	X	X
	Establishments with 100 to 249 employees	1	X	X	X
	Establishments with 250 to 499 employees	—	X	X	X
	Establishments with 500 to 999 employees	—	X	X	X
	Establishments with 1,000 employees or more	—	X	X	X
424930	Flower, nursery stock, and florists' supplies merchant wholesalers				
	All establishments	4	139	786	4 099
	Establishments with 1 to 4 employees	3	X	X	X
	Establishments with 5 to 9 employees	—	X	X	X
	Establishments with 10 to 19 employees	—	X	X	X
	Establishments with 20 to 49 employees	—	X	X	X
	Establishments with 50 to 99 employees	—	X	X	X
	Establishments with 100 to 249 employees	1	X	X	X
	Establishments with 250 to 499 employees	—	X	X	X
	Establishments with 500 to 999 employees	—	X	X	X
	Establishments with 1,000 employees or more	—	X	X	X
425	Wholesale electronic markets and agents and brokers				
	All establishments	44	162	1 842	7 906
	Establishments with 1 to 4 employees	37	X	X	X
	Establishments with 5 to 9 employees	2	X	X	X
	Establishments with 10 to 19 employees	4	X	X	X
	Establishments with 20 to 49 employees	1	X	X	X
	Establishments with 50 to 99 employees	—	X	X	X
	Establishments with 100 to 249 employees	—	X	X	X
	Establishments with 250 to 499 employees	—	X	X	X
	Establishments with 500 to 999 employees	—	X	X	X
	Establishments with 1,000 employees or more	—	X	X	X
4251	Wholesale electronic markets and agents and brokers				
	All establishments	44	162	1 842	7 906
	Establishments with 1 to 4 employees	37	X	X	X
	Establishments with 5 to 9 employees	2	X	X	X
	Establishments with 10 to 19 employees	4	X	X	X
	Establishments with 20 to 49 employees	1	X	X	X
	Establishments with 50 to 99 employees	—	X	X	X
	Establishments with 100 to 249 employees	—	X	X	X
	Establishments with 250 to 499 employees	—	X	X	X
	Establishments with 500 to 999 employees	—	X	X	X
	Establishments with 1,000 employees or more	—	X	X	X

See footnotes at end of table.

Table 5. Establishments, Employees, and Payroll by Industry and Employment Size of Establishments by County: 2004—Con.

[Excludes most government employees, railroad employees, and self-employed persons. Size class 1 to 4 employees includes establishments having payroll, but no employees, during mid-March pay period. For meaning of abbreviations and symbols, see introductory text. For explanation of terms, see Appendix A. For statement on reliability, see the note at the end of the table and Appendix C]

NAICS code	Geography, kind of business, and employment size class	Establishments (number)	Paid employees for pay period including March 12 (number)	First-quarter payroll (\$1,000)	Annual payroll (\$1,000)
42	HUNTERDON—Con.				
	Wholesale trade—Con.				
425	Wholesale electronic markets and agents and brokers—Con.				
4251	Wholesale electronic markets and agents and brokers—Con.				
42512	Wholesale trade agents and brokers				
	All establishments	43	c	D	D
	Establishments with 1 to 4 employees	36	X	X	X
	Establishments with 5 to 9 employees	2	X	X	X
	Establishments with 10 to 19 employees	4	X	X	X
	Establishments with 20 to 49 employees	1	X	X	X
	Establishments with 50 to 99 employees	—	X	X	X
	Establishments with 100 to 249 employees	—	X	X	X
	Establishments with 250 to 499 employees	—	X	X	X
	Establishments with 500 to 999 employees	—	X	X	X
	Establishments with 1,000 employees or more	—	X	X	X
425120	Wholesale trade agents and brokers				
	All establishments	43	c	D	D
	Establishments with 1 to 4 employees	36	X	X	X
	Establishments with 5 to 9 employees	2	X	X	X
	Establishments with 10 to 19 employees	4	X	X	X
	Establishments with 20 to 49 employees	1	X	X	X
	Establishments with 50 to 99 employees	—	X	X	X
	Establishments with 100 to 249 employees	—	X	X	X
	Establishments with 250 to 499 employees	—	X	X	X
	Establishments with 500 to 999 employees	—	X	X	X
	Establishments with 1,000 employees or more	—	X	X	X
44-45	Retail trade				
	All establishments	620	6 749	42 819	183 488
	Establishments with 1 to 4 employees	319	X	X	X
	Establishments with 5 to 9 employees	141	X	X	X
	Establishments with 10 to 19 employees	97	X	X	X
	Establishments with 20 to 49 employees	39	X	X	X
	Establishments with 50 to 99 employees	15	X	X	X
	Establishments with 100 to 249 employees	7	X	X	X
	Establishments with 250 to 499 employees	2	X	X	X
	Establishments with 500 to 999 employees	—	X	X	X
	Establishments with 1,000 employees or more	—	X	X	X
441	Motor vehicle and parts dealers				
	All establishments	51	968	9 343	39 917
	Establishments with 1 to 4 employees	19	X	X	X
	Establishments with 5 to 9 employees	10	X	X	X
	Establishments with 10 to 19 employees	7	X	X	X
	Establishments with 20 to 49 employees	9	X	X	X
	Establishments with 50 to 99 employees	4	X	X	X
	Establishments with 100 to 249 employees	2	X	X	X
	Establishments with 250 to 499 employees	—	X	X	X
	Establishments with 500 to 999 employees	—	X	X	X
	Establishments with 1,000 employees or more	—	X	X	X
4411	Automobile dealers				
	All establishments	22	757	7 418	32 675
	Establishments with 1 to 4 employees	6	X	X	X
	Establishments with 5 to 9 employees	1	X	X	X
	Establishments with 10 to 19 employees	2	X	X	X
	Establishments with 20 to 49 employees	7	X	X	X
	Establishments with 50 to 99 employees	4	X	X	X
	Establishments with 100 to 249 employees	2	X	X	X
	Establishments with 250 to 499 employees	—	X	X	X
	Establishments with 500 to 999 employees	—	X	X	X
	Establishments with 1,000 employees or more	—	X	X	X
44111	New car dealers				
	All establishments	17	745	7 350	32 400
	Establishments with 1 to 4 employees	2	X	X	X
	Establishments with 5 to 9 employees	—	X	X	X
	Establishments with 10 to 19 employees	2	X	X	X
	Establishments with 20 to 49 employees	7	X	X	X
	Establishments with 50 to 99 employees	4	X	X	X
	Establishments with 100 to 249 employees	2	X	X	X
	Establishments with 250 to 499 employees	—	X	X	X
	Establishments with 500 to 999 employees	—	X	X	X
	Establishments with 1,000 employees or more	—	X	X	X
441110	New car dealers				
	All establishments	17	745	7 350	32 400
	Establishments with 1 to 4 employees	2	X	X	X
	Establishments with 5 to 9 employees	—	X	X	X
	Establishments with 10 to 19 employees	2	X	X	X
	Establishments with 20 to 49 employees	7	X	X	X
	Establishments with 50 to 99 employees	4	X	X	X
	Establishments with 100 to 249 employees	2	X	X	X
	Establishments with 250 to 499 employees	—	X	X	X
	Establishments with 500 to 999 employees	—	X	X	X
	Establishments with 1,000 employees or more	—	X	X	X

See footnotes at end of table.

Table 5. Establishments, Employees, and Payroll by Industry and Employment Size of Establishments by County: 2004—Con.

[Excludes most government employees, railroad employees, and self-employed persons. Size class 1 to 4 employees includes establishments having payroll, but no employees, during mid-March pay period. For meaning of abbreviations and symbols, see introductory text. For explanation of terms, see Appendix A. For statement on reliability, see the note at the end of the table and Appendix C]

NAICS code	Geography, kind of business, and employment size class	Establishments (number)	Paid employees for pay period including March 12 (number)	First-quarter payroll (\$1,000)	Annual payroll (\$1,000)
	HUNTERDON—Con.				
44-45	Retail trade—Con.				
441	Motor vehicle and parts dealers—Con.				
4413	Automotive parts, accessories, and tire stores				
	All establishments	22	157	1 199	5 071
	Establishments with 1 to 4 employees	8	X	X	X
	Establishments with 5 to 9 employees	9	X	X	X
	Establishments with 10 to 19 employees	4	X	X	X
	Establishments with 20 to 49 employees	1	X	X	X
	Establishments with 50 to 99 employees	—	X	X	X
	Establishments with 100 to 249 employees	—	X	X	X
	Establishments with 250 to 499 employees	—	X	X	X
	Establishments with 500 to 999 employees	—	X	X	X
	Establishments with 1,000 employees or more	—	X	X	X
44131	Automotive parts and accessories stores				
	All establishments	14	105	704	3 079
	Establishments with 1 to 4 employees	5	X	X	X
	Establishments with 5 to 9 employees	5	X	X	X
	Establishments with 10 to 19 employees	3	X	X	X
	Establishments with 20 to 49 employees	1	X	X	X
	Establishments with 50 to 99 employees	—	X	X	X
	Establishments with 100 to 249 employees	—	X	X	X
	Establishments with 250 to 499 employees	—	X	X	X
	Establishments with 500 to 999 employees	—	X	X	X
	Establishments with 1,000 employees or more	—	X	X	X
441310	Automotive parts and accessories stores				
	All establishments	14	105	704	3 079
	Establishments with 1 to 4 employees	5	X	X	X
	Establishments with 5 to 9 employees	5	X	X	X
	Establishments with 10 to 19 employees	3	X	X	X
	Establishments with 20 to 49 employees	1	X	X	X
	Establishments with 50 to 99 employees	—	X	X	X
	Establishments with 100 to 249 employees	—	X	X	X
	Establishments with 250 to 499 employees	—	X	X	X
	Establishments with 500 to 999 employees	—	X	X	X
	Establishments with 1,000 employees or more	—	X	X	X
442	Furniture and home furnishings stores				
	All establishments	59	337	1 665	7 265
	Establishments with 1 to 4 employees	32	X	X	X
	Establishments with 5 to 9 employees	16	X	X	X
	Establishments with 10 to 19 employees	9	X	X	X
	Establishments with 20 to 49 employees	2	X	X	X
	Establishments with 50 to 99 employees	—	X	X	X
	Establishments with 100 to 249 employees	—	X	X	X
	Establishments with 250 to 499 employees	—	X	X	X
	Establishments with 500 to 999 employees	—	X	X	X
	Establishments with 1,000 employees or more	—	X	X	X
4422	Home furnishings stores				
	All establishments	41	262	1 174	4 938
	Establishments with 1 to 4 employees	22	X	X	X
	Establishments with 5 to 9 employees	9	X	X	X
	Establishments with 10 to 19 employees	8	X	X	X
	Establishments with 20 to 49 employees	2	X	X	X
	Establishments with 50 to 99 employees	—	X	X	X
	Establishments with 100 to 249 employees	—	X	X	X
	Establishments with 250 to 499 employees	—	X	X	X
	Establishments with 500 to 999 employees	—	X	X	X
	Establishments with 1,000 employees or more	—	X	X	X
44229	Other home furnishings stores				
	All establishments	33	234	831	3 440
	Establishments with 1 to 4 employees	16	X	X	X
	Establishments with 5 to 9 employees	7	X	X	X
	Establishments with 10 to 19 employees	8	X	X	X
	Establishments with 20 to 49 employees	2	X	X	X
	Establishments with 50 to 99 employees	—	X	X	X
	Establishments with 100 to 249 employees	—	X	X	X
	Establishments with 250 to 499 employees	—	X	X	X
	Establishments with 500 to 999 employees	—	X	X	X
	Establishments with 1,000 employees or more	—	X	X	X
442299	All other home furnishings stores				
	All establishments	31	c	D	D
	Establishments with 1 to 4 employees	14	X	X	X
	Establishments with 5 to 9 employees	7	X	X	X
	Establishments with 10 to 19 employees	8	X	X	X
	Establishments with 20 to 49 employees	2	X	X	X
	Establishments with 50 to 99 employees	—	X	X	X
	Establishments with 100 to 249 employees	—	X	X	X
	Establishments with 250 to 499 employees	—	X	X	X
	Establishments with 500 to 999 employees	—	X	X	X
	Establishments with 1,000 employees or more	—	X	X	X

See footnotes at end of table.

Table 5. Establishments, Employees, and Payroll by Industry and Employment Size of Establishments by County: 2004—Con.

[Excludes most government employees, railroad employees, and self-employed persons. Size class 1 to 4 employees includes establishments having payroll, but no employees, during mid-March pay period. For meaning of abbreviations and symbols, see introductory text. For explanation of terms, see Appendix A. For statement on reliability, see the note at the end of the table and Appendix C]

NAICS code	Geography, kind of business, and employment size class	Establishments (number)	Paid employees for pay period including March 12 (number)	First-quarter payroll (\$1,000)	Annual payroll (\$1,000)
	HUNTERDON—Con.				
44-45	Retail trade—Con.				
443	Electronics and appliance stores				
	All establishments	24	126	1 203	4 887
	Establishments with 1 to 4 employees	15	X	X	X
	Establishments with 5 to 9 employees	4	X	X	X
	Establishments with 10 to 19 employees	4	X	X	X
	Establishments with 20 to 49 employees	1	X	X	X
	Establishments with 50 to 99 employees	—	X	X	X
	Establishments with 100 to 249 employees	—	X	X	X
	Establishments with 250 to 499 employees	—	X	X	X
	Establishments with 500 to 999 employees	—	X	X	X
	Establishments with 1,000 employees or more	—	X	X	X
4431	Electronics and appliance stores				
	All establishments	24	126	1 203	4 887
	Establishments with 1 to 4 employees	15	X	X	X
	Establishments with 5 to 9 employees	4	X	X	X
	Establishments with 10 to 19 employees	4	X	X	X
	Establishments with 20 to 49 employees	1	X	X	X
	Establishments with 50 to 99 employees	—	X	X	X
	Establishments with 100 to 249 employees	—	X	X	X
	Establishments with 250 to 499 employees	—	X	X	X
	Establishments with 500 to 999 employees	—	X	X	X
	Establishments with 1,000 employees or more	—	X	X	X
444	Building material and garden equipment and supplies dealers				
	All establishments	62	708	5 746	28 198
	Establishments with 1 to 4 employees	28	X	X	X
	Establishments with 5 to 9 employees	16	X	X	X
	Establishments with 10 to 19 employees	9	X	X	X
	Establishments with 20 to 49 employees	7	X	X	X
	Establishments with 50 to 99 employees	1	X	X	X
	Establishments with 100 to 249 employees	1	X	X	X
	Establishments with 250 to 499 employees	—	X	X	X
	Establishments with 500 to 999 employees	—	X	X	X
	Establishments with 1,000 employees or more	—	X	X	X
4441	Building material and supplies dealers				
	All establishments	43	610	5 108	24 759
	Establishments with 1 to 4 employees	18	X	X	X
	Establishments with 5 to 9 employees	10	X	X	X
	Establishments with 10 to 19 employees	7	X	X	X
	Establishments with 20 to 49 employees	6	X	X	X
	Establishments with 50 to 99 employees	1	X	X	X
	Establishments with 100 to 249 employees	1	X	X	X
	Establishments with 250 to 499 employees	—	X	X	X
	Establishments with 500 to 999 employees	—	X	X	X
	Establishments with 1,000 employees or more	—	X	X	X
44411	Home centers				
	All establishments	3	c	D	D
	Establishments with 1 to 4 employees	1	X	X	X
	Establishments with 5 to 9 employees	—	X	X	X
	Establishments with 10 to 19 employees	1	X	X	X
	Establishments with 20 to 49 employees	—	X	X	X
	Establishments with 50 to 99 employees	—	X	X	X
	Establishments with 100 to 249 employees	1	X	X	X
	Establishments with 250 to 499 employees	—	X	X	X
	Establishments with 500 to 999 employees	—	X	X	X
	Establishments with 1,000 employees or more	—	X	X	X
444110	Home centers				
	All establishments	3	c	D	D
	Establishments with 1 to 4 employees	1	X	X	X
	Establishments with 5 to 9 employees	—	X	X	X
	Establishments with 10 to 19 employees	1	X	X	X
	Establishments with 20 to 49 employees	—	X	X	X
	Establishments with 50 to 99 employees	—	X	X	X
	Establishments with 100 to 249 employees	1	X	X	X
	Establishments with 250 to 499 employees	—	X	X	X
	Establishments with 500 to 999 employees	—	X	X	X
	Establishments with 1,000 employees or more	—	X	X	X
44419	Other building material dealers				
	All establishments	27	389	4 130	20 542
	Establishments with 1 to 4 employees	8	X	X	X
	Establishments with 5 to 9 employees	7	X	X	X
	Establishments with 10 to 19 employees	5	X	X	X
	Establishments with 20 to 49 employees	6	X	X	X
	Establishments with 50 to 99 employees	1	X	X	X
	Establishments with 100 to 249 employees	—	X	X	X
	Establishments with 250 to 499 employees	—	X	X	X
	Establishments with 500 to 999 employees	—	X	X	X
	Establishments with 1,000 employees or more	—	X	X	X

See footnotes at end of table.

Table 5. Establishments, Employees, and Payroll by Industry and Employment Size of Establishments by County: 2004—Con.

[Excludes most government employees, railroad employees, and self-employed persons. Size class 1 to 4 employees includes establishments having payroll, but no employees, during mid-March pay period. For meaning of abbreviations and symbols, see introductory text. For explanation of terms, see Appendix A. For statement on reliability, see the note at the end of the table and Appendix C]

NAICS code	Geography, kind of business, and employment size class	Establishments (number)	Paid employees for pay period including March 12 (number)	First-quarter payroll (\$1,000)	Annual payroll (\$1,000)
44-45	HUNTERDON—Con.				
	Retail trade—Con.				
444	Building material and garden equipment and supplies dealers—Con.				
4441	Building material and supplies dealers—Con.				
44419	Other building material dealers—Con.				
444190	Other building material dealers				
	All establishments	27	389	4 130	20 542
	Establishments with 1 to 4 employees	8	X	X	X
	Establishments with 5 to 9 employees	7	X	X	X
	Establishments with 10 to 19 employees	5	X	X	X
	Establishments with 20 to 49 employees	6	X	X	X
	Establishments with 50 to 99 employees	1	X	X	X
	Establishments with 100 to 249 employees	—	X	X	X
	Establishments with 250 to 499 employees	—	X	X	X
	Establishments with 500 to 999 employees	—	X	X	X
	Establishments with 1,000 employees or more	—	X	X	X
445	Food and beverage stores				
	All establishments	98	1 551	8 305	34 516
	Establishments with 1 to 4 employees	57	X	X	X
	Establishments with 5 to 9 employees	17	X	X	X
	Establishments with 10 to 19 employees	12	X	X	X
	Establishments with 20 to 49 employees	5	X	X	X
	Establishments with 50 to 99 employees	5	X	X	X
	Establishments with 100 to 249 employees	—	X	X	X
	Establishments with 250 to 499 employees	2	X	X	X
	Establishments with 500 to 999 employees	—	X	X	X
	Establishments with 1,000 employees or more	—	X	X	X
4451	Grocery stores				
	All establishments	44	1 294	7 026	28 852
	Establishments with 1 to 4 employees	22	X	X	X
	Establishments with 5 to 9 employees	5	X	X	X
	Establishments with 10 to 19 employees	7	X	X	X
	Establishments with 20 to 49 employees	3	X	X	X
	Establishments with 50 to 99 employees	5	X	X	X
	Establishments with 100 to 249 employees	—	X	X	X
	Establishments with 250 to 499 employees	2	X	X	X
	Establishments with 500 to 999 employees	—	X	X	X
	Establishments with 1,000 employees or more	—	X	X	X
44511	Supermarkets and other grocery (except convenience) stores				
	All establishments	27	1 174	6 612	27 025
	Establishments with 1 to 4 employees	13	X	X	X
	Establishments with 5 to 9 employees	—	X	X	X
	Establishments with 10 to 19 employees	6	X	X	X
	Establishments with 20 to 49 employees	1	X	X	X
	Establishments with 50 to 99 employees	5	X	X	X
	Establishments with 100 to 249 employees	—	X	X	X
	Establishments with 250 to 499 employees	2	X	X	X
	Establishments with 500 to 999 employees	—	X	X	X
	Establishments with 1,000 employees or more	—	X	X	X
445110	Supermarkets and other grocery (except convenience) stores				
	All establishments	27	1 174	6 612	27 025
	Establishments with 1 to 4 employees	13	X	X	X
	Establishments with 5 to 9 employees	—	X	X	X
	Establishments with 10 to 19 employees	6	X	X	X
	Establishments with 20 to 49 employees	1	X	X	X
	Establishments with 50 to 99 employees	5	X	X	X
	Establishments with 100 to 249 employees	—	X	X	X
	Establishments with 250 to 499 employees	2	X	X	X
	Establishments with 500 to 999 employees	—	X	X	X
	Establishments with 1,000 employees or more	—	X	X	X
44512	Convenience stores				
	All establishments	17	120	414	1 827
	Establishments with 1 to 4 employees	9	X	X	X
	Establishments with 5 to 9 employees	5	X	X	X
	Establishments with 10 to 19 employees	1	X	X	X
	Establishments with 20 to 49 employees	2	X	X	X
	Establishments with 50 to 99 employees	—	X	X	X
	Establishments with 100 to 249 employees	—	X	X	X
	Establishments with 250 to 499 employees	—	X	X	X
	Establishments with 500 to 999 employees	—	X	X	X
	Establishments with 1,000 employees or more	—	X	X	X
445120	Convenience stores				
	All establishments	17	120	414	1 827
	Establishments with 1 to 4 employees	9	X	X	X
	Establishments with 5 to 9 employees	5	X	X	X
	Establishments with 10 to 19 employees	1	X	X	X
	Establishments with 20 to 49 employees	2	X	X	X
	Establishments with 50 to 99 employees	—	X	X	X
	Establishments with 100 to 249 employees	—	X	X	X
	Establishments with 250 to 499 employees	—	X	X	X
	Establishments with 500 to 999 employees	—	X	X	X
	Establishments with 1,000 employees or more	—	X	X	X

See footnotes at end of table.

Table 5. Establishments, Employees, and Payroll by Industry and Employment Size of Establishments by County: 2004—Con.

[Excludes most government employees, railroad employees, and self-employed persons. Size class 1 to 4 employees includes establishments having payroll, but no employees, during mid-March pay period. For meaning of abbreviations and symbols, see introductory text. For explanation of terms, see Appendix A. For statement on reliability, see the note at the end of the table and Appendix C]

NAICS code	Geography, kind of business, and employment size class	Establishments (number)	Paid employees for pay period including March 12 (number)	First-quarter payroll (\$1,000)	Annual payroll (\$1,000)
	HUNTERDON—Con.				
44-45	Retail trade—Con.				
445	Food and beverage stores—Con.				
4453	Beer, wine, and liquor stores				
	All establishments	27	176	989	4 378
	Establishments with 1 to 4 employees	15	X	X	X
	Establishments with 5 to 9 employees	5	X	X	X
	Establishments with 10 to 19 employees	5	X	X	X
	Establishments with 20 to 49 employees	2	X	X	X
	Establishments with 50 to 99 employees	—	X	X	X
	Establishments with 100 to 249 employees	—	X	X	X
	Establishments with 250 to 499 employees	—	X	X	X
	Establishments with 500 to 999 employees	—	X	X	X
	Establishments with 1,000 employees or more	—	X	X	X
44531	Beer, wine, and liquor stores				
	All establishments	27	176	989	4 378
	Establishments with 1 to 4 employees	15	X	X	X
	Establishments with 5 to 9 employees	5	X	X	X
	Establishments with 10 to 19 employees	5	X	X	X
	Establishments with 20 to 49 employees	2	X	X	X
	Establishments with 50 to 99 employees	—	X	X	X
	Establishments with 100 to 249 employees	—	X	X	X
	Establishments with 250 to 499 employees	—	X	X	X
	Establishments with 500 to 999 employees	—	X	X	X
	Establishments with 1,000 employees or more	—	X	X	X
445310	Beer, wine, and liquor stores				
	All establishments	27	176	989	4 378
	Establishments with 1 to 4 employees	15	X	X	X
	Establishments with 5 to 9 employees	5	X	X	X
	Establishments with 10 to 19 employees	5	X	X	X
	Establishments with 20 to 49 employees	2	X	X	X
	Establishments with 50 to 99 employees	—	X	X	X
	Establishments with 100 to 249 employees	—	X	X	X
	Establishments with 250 to 499 employees	—	X	X	X
	Establishments with 500 to 999 employees	—	X	X	X
	Establishments with 1,000 employees or more	—	X	X	X
446	Health and personal care stores				
	All establishments	32	301	1 779	6 892
	Establishments with 1 to 4 employees	12	X	X	X
	Establishments with 5 to 9 employees	7	X	X	X
	Establishments with 10 to 19 employees	11	X	X	X
	Establishments with 20 to 49 employees	2	X	X	X
	Establishments with 50 to 99 employees	—	X	X	X
	Establishments with 100 to 249 employees	—	X	X	X
	Establishments with 250 to 499 employees	—	X	X	X
	Establishments with 500 to 999 employees	—	X	X	X
	Establishments with 1,000 employees or more	—	X	X	X
4461	Health and personal care stores				
	All establishments	32	301	1 779	6 892
	Establishments with 1 to 4 employees	12	X	X	X
	Establishments with 5 to 9 employees	7	X	X	X
	Establishments with 10 to 19 employees	11	X	X	X
	Establishments with 20 to 49 employees	2	X	X	X
	Establishments with 50 to 99 employees	—	X	X	X
	Establishments with 100 to 249 employees	—	X	X	X
	Establishments with 250 to 499 employees	—	X	X	X
	Establishments with 500 to 999 employees	—	X	X	X
	Establishments with 1,000 employees or more	—	X	X	X
44611	Pharmacies and drug stores				
	All establishments	18	252	1 566	6 014
	Establishments with 1 to 4 employees	2	X	X	X
	Establishments with 5 to 9 employees	4	X	X	X
	Establishments with 10 to 19 employees	10	X	X	X
	Establishments with 20 to 49 employees	2	X	X	X
	Establishments with 50 to 99 employees	—	X	X	X
	Establishments with 100 to 249 employees	—	X	X	X
	Establishments with 250 to 499 employees	—	X	X	X
	Establishments with 500 to 999 employees	—	X	X	X
	Establishments with 1,000 employees or more	—	X	X	X
446110	Pharmacies and drug stores				
	All establishments	18	252	1 566	6 014
	Establishments with 1 to 4 employees	2	X	X	X
	Establishments with 5 to 9 employees	4	X	X	X
	Establishments with 10 to 19 employees	10	X	X	X
	Establishments with 20 to 49 employees	2	X	X	X
	Establishments with 50 to 99 employees	—	X	X	X
	Establishments with 100 to 249 employees	—	X	X	X
	Establishments with 250 to 499 employees	—	X	X	X
	Establishments with 500 to 999 employees	—	X	X	X
	Establishments with 1,000 employees or more	—	X	X	X

See footnotes at end of table.

Table 5. Establishments, Employees, and Payroll by Industry and Employment Size of Establishments by County: 2004—Con.

[Excludes most government employees, railroad employees, and self-employed persons. Size class 1 to 4 employees includes establishments having payroll, but no employees, during mid-March pay period. For meaning of abbreviations and symbols, see introductory text. For explanation of terms, see Appendix A. For statement on reliability, see the note at the end of the table and Appendix C]

NAICS code	Geography, kind of business, and employment size class	Establishments (number)	Paid employees for pay period including March 12 (number)	First-quarter payroll (\$1,000)	Annual payroll (\$1,000)
	HUNTERDON—Con.				
44-45	Retail trade—Con.				
447	Gasoline stations				
	All establishments	62	508	2 912	12 526
	Establishments with 1 to 4 employees	31	X	X	X
	Establishments with 5 to 9 employees	13	X	X	X
	Establishments with 10 to 19 employees	14	X	X	X
	Establishments with 20 to 49 employees	3	X	X	X
	Establishments with 50 to 99 employees	1	X	X	X
	Establishments with 100 to 249 employees	—	X	X	X
	Establishments with 250 to 499 employees	—	X	X	X
	Establishments with 500 to 999 employees	—	X	X	X
	Establishments with 1,000 employees or more	—	X	X	X
4471	Gasoline stations				
	All establishments	62	508	2 912	12 526
	Establishments with 1 to 4 employees	31	X	X	X
	Establishments with 5 to 9 employees	13	X	X	X
	Establishments with 10 to 19 employees	14	X	X	X
	Establishments with 20 to 49 employees	3	X	X	X
	Establishments with 50 to 99 employees	1	X	X	X
	Establishments with 100 to 249 employees	—	X	X	X
	Establishments with 250 to 499 employees	—	X	X	X
	Establishments with 500 to 999 employees	—	X	X	X
	Establishments with 1,000 employees or more	—	X	X	X
44711	Gasoline stations with convenience stores				
	All establishments	13	131	639	2 556
	Establishments with 1 to 4 employees	4	X	X	X
	Establishments with 5 to 9 employees	3	X	X	X
	Establishments with 10 to 19 employees	5	X	X	X
	Establishments with 20 to 49 employees	1	X	X	X
	Establishments with 50 to 99 employees	—	X	X	X
	Establishments with 100 to 249 employees	—	X	X	X
	Establishments with 250 to 499 employees	—	X	X	X
	Establishments with 500 to 999 employees	—	X	X	X
	Establishments with 1,000 employees or more	—	X	X	X
447110	Gasoline stations with convenience stores				
	All establishments	13	131	639	2 556
	Establishments with 1 to 4 employees	4	X	X	X
	Establishments with 5 to 9 employees	3	X	X	X
	Establishments with 10 to 19 employees	5	X	X	X
	Establishments with 20 to 49 employees	1	X	X	X
	Establishments with 50 to 99 employees	—	X	X	X
	Establishments with 100 to 249 employees	—	X	X	X
	Establishments with 250 to 499 employees	—	X	X	X
	Establishments with 500 to 999 employees	—	X	X	X
	Establishments with 1,000 employees or more	—	X	X	X
44719	Other gasoline stations				
	All establishments	49	377	2 273	9 970
	Establishments with 1 to 4 employees	27	X	X	X
	Establishments with 5 to 9 employees	10	X	X	X
	Establishments with 10 to 19 employees	9	X	X	X
	Establishments with 20 to 49 employees	2	X	X	X
	Establishments with 50 to 99 employees	1	X	X	X
	Establishments with 100 to 249 employees	—	X	X	X
	Establishments with 250 to 499 employees	—	X	X	X
	Establishments with 500 to 999 employees	—	X	X	X
	Establishments with 1,000 employees or more	—	X	X	X
447190	Other gasoline stations				
	All establishments	49	377	2 273	9 970
	Establishments with 1 to 4 employees	27	X	X	X
	Establishments with 5 to 9 employees	10	X	X	X
	Establishments with 10 to 19 employees	9	X	X	X
	Establishments with 20 to 49 employees	2	X	X	X
	Establishments with 50 to 99 employees	1	X	X	X
	Establishments with 100 to 249 employees	—	X	X	X
	Establishments with 250 to 499 employees	—	X	X	X
	Establishments with 500 to 999 employees	—	X	X	X
	Establishments with 1,000 employees or more	—	X	X	X
448	Clothing and clothing accessories stores				
	All establishments	70	801	3 317	13 441
	Establishments with 1 to 4 employees	20	X	X	X
	Establishments with 5 to 9 employees	22	X	X	X
	Establishments with 10 to 19 employees	21	X	X	X
	Establishments with 20 to 49 employees	5	X	X	X
	Establishments with 50 to 99 employees	2	X	X	X
	Establishments with 100 to 249 employees	—	X	X	X
	Establishments with 250 to 499 employees	—	X	X	X
	Establishments with 500 to 999 employees	—	X	X	X
	Establishments with 1,000 employees or more	—	X	X	X

See footnotes at end of table.

Table 5. Establishments, Employees, and Payroll by Industry and Employment Size of Establishments by County: 2004—Con.

[Excludes most government employees, railroad employees, and self-employed persons. Size class 1 to 4 employees includes establishments having payroll, but no employees, during mid-March pay period. For meaning of abbreviations and symbols, see introductory text. For explanation of terms, see Appendix A. For statement on reliability, see the note at the end of the table and Appendix C]

NAICS code	Geography, kind of business, and employment size class	Establishments (number)	Paid employees for pay period including March 12 (number)	First-quarter payroll (\$1,000)	Annual payroll (\$1,000)
	HUNTERDON—Con.				
44-45	Retail trade—Con.				
448	Clothing and clothing accessories stores—Con.				
4481	Clothing stores				
	All establishments	43	592	2 247	9 312
	Establishments with 1 to 4 employees	9	X	X	X
	Establishments with 5 to 9 employees	15	X	X	X
	Establishments with 10 to 19 employees	13	X	X	X
	Establishments with 20 to 49 employees	4	X	X	X
	Establishments with 50 to 99 employees	2	X	X	X
	Establishments with 100 to 249 employees	—	X	X	X
	Establishments with 250 to 499 employees	—	X	X	X
	Establishments with 500 to 999 employees	—	X	X	X
	Establishments with 1,000 employees or more	—	X	X	X
44814	Family clothing stores				
	All establishments	13	296	948	3 636
	Establishments with 1 to 4 employees	2	X	X	X
	Establishments with 5 to 9 employees	2	X	X	X
	Establishments with 10 to 19 employees	5	X	X	X
	Establishments with 20 to 49 employees	2	X	X	X
	Establishments with 50 to 99 employees	2	X	X	X
	Establishments with 100 to 249 employees	—	X	X	X
	Establishments with 250 to 499 employees	—	X	X	X
	Establishments with 500 to 999 employees	—	X	X	X
	Establishments with 1,000 employees or more	—	X	X	X
448140	Family clothing stores				
	All establishments	13	296	948	3 636
	Establishments with 1 to 4 employees	2	X	X	X
	Establishments with 5 to 9 employees	2	X	X	X
	Establishments with 10 to 19 employees	5	X	X	X
	Establishments with 20 to 49 employees	2	X	X	X
	Establishments with 50 to 99 employees	2	X	X	X
	Establishments with 100 to 249 employees	—	X	X	X
	Establishments with 250 to 499 employees	—	X	X	X
	Establishments with 500 to 999 employees	—	X	X	X
	Establishments with 1,000 employees or more	—	X	X	X
4483	Jewelry, luggage, and leather goods stores				
	All establishments	16	118	698	2 575
	Establishments with 1 to 4 employees	9	X	X	X
	Establishments with 5 to 9 employees	3	X	X	X
	Establishments with 10 to 19 employees	3	X	X	X
	Establishments with 20 to 49 employees	1	X	X	X
	Establishments with 50 to 99 employees	—	X	X	X
	Establishments with 100 to 249 employees	—	X	X	X
	Establishments with 250 to 499 employees	—	X	X	X
	Establishments with 500 to 999 employees	—	X	X	X
	Establishments with 1,000 employees or more	—	X	X	X
451	Sporting goods, hobby, book, and music stores				
	All establishments	33	205	1 046	4 319
	Establishments with 1 to 4 employees	20	X	X	X
	Establishments with 5 to 9 employees	9	X	X	X
	Establishments with 10 to 19 employees	2	X	X	X
	Establishments with 20 to 49 employees	1	X	X	X
	Establishments with 50 to 99 employees	1	X	X	X
	Establishments with 100 to 249 employees	—	X	X	X
	Establishments with 250 to 499 employees	—	X	X	X
	Establishments with 500 to 999 employees	—	X	X	X
	Establishments with 1,000 employees or more	—	X	X	X
4511	Sporting goods, hobby, and musical instrument stores				
	All establishments	25	152	885	3 682
	Establishments with 1 to 4 employees	14	X	X	X
	Establishments with 5 to 9 employees	8	X	X	X
	Establishments with 10 to 19 employees	2	X	X	X
	Establishments with 20 to 49 employees	—	X	X	X
	Establishments with 50 to 99 employees	1	X	X	X
	Establishments with 100 to 249 employees	—	X	X	X
	Establishments with 250 to 499 employees	—	X	X	X
	Establishments with 500 to 999 employees	—	X	X	X
	Establishments with 1,000 employees or more	—	X	X	X
452	General merchandise stores				
	All establishments	13	741	3 679	14 953
	Establishments with 1 to 4 employees	5	X	X	X
	Establishments with 5 to 9 employees	3	X	X	X
	Establishments with 10 to 19 employees	—	X	X	X
	Establishments with 20 to 49 employees	—	X	X	X
	Establishments with 50 to 99 employees	1	X	X	X
	Establishments with 100 to 249 employees	4	X	X	X
	Establishments with 250 to 499 employees	—	X	X	X
	Establishments with 500 to 999 employees	—	X	X	X
	Establishments with 1,000 employees or more	—	X	X	X

See footnotes at end of table.

Table 5. Establishments, Employees, and Payroll by Industry and Employment Size of Establishments by County: 2004—Con.

[Excludes most government employees, railroad employees, and self-employed persons. Size class 1 to 4 employees includes establishments having payroll, but no employees, during mid-March pay period. For meaning of abbreviations and symbols, see introductory text. For explanation of terms, see Appendix A. For statement on reliability, see the note at the end of the table and Appendix C]

NAICS code	Geography, kind of business, and employment size class	Establishments (number)	Paid employees for pay period including March 12 (number)	First-quarter payroll (\$1,000)	Annual payroll (\$1,000)
	HUNTERDON—Con.				
44-45	Retail trade—Con.				
452	General merchandise stores—Con.				
4521	Department stores				
	All establishments	4	646	3 256	13 345
	Establishments with 1 to 4 employees	—	X	X	X
	Establishments with 5 to 9 employees	—	X	X	X
	Establishments with 10 to 19 employees	—	X	X	X
	Establishments with 20 to 49 employees	—	X	X	X
	Establishments with 50 to 99 employees	—	X	X	X
	Establishments with 100 to 249 employees	4	X	X	X
	Establishments with 250 to 499 employees	—	X	X	X
	Establishments with 500 to 999 employees	—	X	X	X
	Establishments with 1,000 employees or more	—	X	X	X
45211	Department stores				
	All establishments	4	646	3 256	13 345
	Establishments with 1 to 4 employees	—	X	X	X
	Establishments with 5 to 9 employees	—	X	X	X
	Establishments with 10 to 19 employees	—	X	X	X
	Establishments with 20 to 49 employees	—	X	X	X
	Establishments with 50 to 99 employees	—	X	X	X
	Establishments with 100 to 249 employees	4	X	X	X
	Establishments with 250 to 499 employees	—	X	X	X
	Establishments with 500 to 999 employees	—	X	X	X
	Establishments with 1,000 employees or more	—	X	X	X
452112	Discount department stores				
	All establishments	4	646	3 256	13 345
	Establishments with 1 to 4 employees	—	X	X	X
	Establishments with 5 to 9 employees	—	X	X	X
	Establishments with 10 to 19 employees	—	X	X	X
	Establishments with 20 to 49 employees	—	X	X	X
	Establishments with 50 to 99 employees	—	X	X	X
	Establishments with 100 to 249 employees	4	X	X	X
	Establishments with 250 to 499 employees	—	X	X	X
	Establishments with 500 to 999 employees	—	X	X	X
	Establishments with 1,000 employees or more	—	X	X	X
453	Miscellaneous store retailers				
	All establishments	79	296	1 553	7 189
	Establishments with 1 to 4 employees	58	X	X	X
	Establishments with 5 to 9 employees	15	X	X	X
	Establishments with 10 to 19 employees	4	X	X	X
	Establishments with 20 to 49 employees	2	X	X	X
	Establishments with 50 to 99 employees	—	X	X	X
	Establishments with 100 to 249 employees	—	X	X	X
	Establishments with 250 to 499 employees	—	X	X	X
	Establishments with 500 to 999 employees	—	X	X	X
	Establishments with 1,000 employees or more	—	X	X	X
4532	Office supplies, stationery, and gift stores				
	All establishments	24	c	D	D
	Establishments with 1 to 4 employees	16	X	X	X
	Establishments with 5 to 9 employees	4	X	X	X
	Establishments with 10 to 19 employees	3	X	X	X
	Establishments with 20 to 49 employees	1	X	X	X
	Establishments with 50 to 99 employees	—	X	X	X
	Establishments with 100 to 249 employees	—	X	X	X
	Establishments with 250 to 499 employees	—	X	X	X
	Establishments with 500 to 999 employees	—	X	X	X
	Establishments with 1,000 employees or more	—	X	X	X
454	Nonstore retailers				
	All establishments	37	207	2 271	9 385
	Establishments with 1 to 4 employees	22	X	X	X
	Establishments with 5 to 9 employees	9	X	X	X
	Establishments with 10 to 19 employees	4	X	X	X
	Establishments with 20 to 49 employees	2	X	X	X
	Establishments with 50 to 99 employees	—	X	X	X
	Establishments with 100 to 249 employees	—	X	X	X
	Establishments with 250 to 499 employees	—	X	X	X
	Establishments with 500 to 999 employees	—	X	X	X
	Establishments with 1,000 employees or more	—	X	X	X
4543	Direct selling establishments				
	All establishments	24	172	2 055	8 383
	Establishments with 1 to 4 employees	12	X	X	X
	Establishments with 5 to 9 employees	7	X	X	X
	Establishments with 10 to 19 employees	3	X	X	X
	Establishments with 20 to 49 employees	2	X	X	X
	Establishments with 50 to 99 employees	—	X	X	X
	Establishments with 100 to 249 employees	—	X	X	X
	Establishments with 250 to 499 employees	—	X	X	X
	Establishments with 500 to 999 employees	—	X	X	X
	Establishments with 1,000 employees or more	—	X	X	X

See footnotes at end of table.

Table 5. Establishments, Employees, and Payroll by Industry and Employment Size of Establishments by County: 2004—Con.

[Excludes most government employees, railroad employees, and self-employed persons. Size class 1 to 4 employees includes establishments having payroll, but no employees, during mid-March pay period. For meaning of abbreviations and symbols, see introductory text. For explanation of terms, see Appendix A. For statement on reliability, see the note at the end of the table and Appendix C]

NAICS code	Geography, kind of business, and employment size class	Establishments (number)	Paid employees for pay period including March 12 (number)	First-quarter payroll (\$1,000)	Annual payroll (\$1,000)
44-45	HUNTERDON—Con.				
	Retail trade—Con.				
454	Nonstore retailers—Con.				
4543	Direct selling establishments—Con.				
45431	Fuel dealers				
	All establishments	11	128	1 779	7 139
	Establishments with 1 to 4 employees	3	X	X	X
	Establishments with 5 to 9 employees	4	X	X	X
	Establishments with 10 to 19 employees	2	X	X	X
	Establishments with 20 to 49 employees	2	X	X	X
	Establishments with 50 to 99 employees	—	X	X	X
	Establishments with 100 to 249 employees	—	X	X	X
	Establishments with 250 to 499 employees	—	X	X	X
	Establishments with 500 to 999 employees	—	X	X	X
	Establishments with 1,000 employees or more	—	X	X	X
454311	Heating oil dealers				
	All establishments	9	c	D	D
	Establishments with 1 to 4 employees	3	X	X	X
	Establishments with 5 to 9 employees	4	X	X	X
	Establishments with 10 to 19 employees	—	X	X	X
	Establishments with 20 to 49 employees	2	X	X	X
	Establishments with 50 to 99 employees	—	X	X	X
	Establishments with 100 to 249 employees	—	X	X	X
	Establishments with 250 to 499 employees	—	X	X	X
	Establishments with 500 to 999 employees	—	X	X	X
	Establishments with 1,000 employees or more	—	X	X	X
48-49	Transportation and warehousing				
	All establishments	75	1 603	16 420	67 989
	Establishments with 1 to 4 employees	47	X	X	X
	Establishments with 5 to 9 employees	11	X	X	X
	Establishments with 10 to 19 employees	9	X	X	X
	Establishments with 20 to 49 employees	3	X	X	X
	Establishments with 50 to 99 employees	2	X	X	X
	Establishments with 100 to 249 employees	2	X	X	X
	Establishments with 250 to 499 employees	—	X	X	X
	Establishments with 500 to 999 employees	1	X	X	X
	Establishments with 1,000 employees or more	—	X	X	X
484	Truck transportation				
	All establishments	39	1 220	14 000	57 369
	Establishments with 1 to 4 employees	27	X	X	X
	Establishments with 5 to 9 employees	5	X	X	X
	Establishments with 10 to 19 employees	3	X	X	X
	Establishments with 20 to 49 employees	2	X	X	X
	Establishments with 50 to 99 employees	—	X	X	X
	Establishments with 100 to 249 employees	1	X	X	X
	Establishments with 250 to 499 employees	—	X	X	X
	Establishments with 500 to 999 employees	1	X	X	X
	Establishments with 1,000 employees or more	—	X	X	X
4841	General freight trucking				
	All establishments	18	1 111	13 171	53 987
	Establishments with 1 to 4 employees	13	X	X	X
	Establishments with 5 to 9 employees	1	X	X	X
	Establishments with 10 to 19 employees	1	X	X	X
	Establishments with 20 to 49 employees	1	X	X	X
	Establishments with 50 to 99 employees	—	X	X	X
	Establishments with 100 to 249 employees	1	X	X	X
	Establishments with 250 to 499 employees	—	X	X	X
	Establishments with 500 to 999 employees	1	X	X	X
	Establishments with 1,000 employees or more	—	X	X	X
48411	General freight trucking, local				
	All establishments	10	f	D	D
	Establishments with 1 to 4 employees	7	X	X	X
	Establishments with 5 to 9 employees	1	X	X	X
	Establishments with 10 to 19 employees	1	X	X	X
	Establishments with 20 to 49 employees	—	X	X	X
	Establishments with 50 to 99 employees	—	X	X	X
	Establishments with 100 to 249 employees	—	X	X	X
	Establishments with 250 to 499 employees	—	X	X	X
	Establishments with 500 to 999 employees	1	X	X	X
	Establishments with 1,000 employees or more	—	X	X	X
484110	General freight trucking, local				
	All establishments	10	f	D	D
	Establishments with 1 to 4 employees	7	X	X	X
	Establishments with 5 to 9 employees	1	X	X	X
	Establishments with 10 to 19 employees	1	X	X	X
	Establishments with 20 to 49 employees	—	X	X	X
	Establishments with 50 to 99 employees	—	X	X	X
	Establishments with 100 to 249 employees	—	X	X	X
	Establishments with 250 to 499 employees	—	X	X	X
	Establishments with 500 to 999 employees	1	X	X	X
	Establishments with 1,000 employees or more	—	X	X	X

See footnotes at end of table.

Table 5. Establishments, Employees, and Payroll by Industry and Employment Size of Establishments by County: 2004—Con.

[Excludes most government employees, railroad employees, and self-employed persons. Size class 1 to 4 employees includes establishments having payroll, but no employees, during mid-March pay period. For meaning of abbreviations and symbols, see introductory text. For explanation of terms, see Appendix A. For statement on reliability, see the note at the end of the table and Appendix C]

NAICS code	Geography, kind of business, and employment size class	Establishments (number)	Paid employees for pay period including March 12 (number)	First-quarter payroll (\$1,000)	Annual payroll (\$1,000)
	HUNTERDON—Con.				
48-49	Transportation and warehousing—Con.				
484	Truck transportation—Con.				
4841	General freight trucking—Con.				
48412	General freight trucking, long-distance				
	All establishments	8	c	D	D
	Establishments with 1 to 4 employees	6	X	X	X
	Establishments with 5 to 9 employees	—	X	X	X
	Establishments with 10 to 19 employees	—	X	X	X
	Establishments with 20 to 49 employees	1	X	X	X
	Establishments with 50 to 99 employees	—	X	X	X
	Establishments with 100 to 249 employees	1	X	X	X
	Establishments with 250 to 499 employees	—	X	X	X
	Establishments with 500 to 999 employees	—	X	X	X
	Establishments with 1,000 employees or more	—	X	X	X
484122	General freight trucking, long-distance, less than truckload (ltl)				
	All establishments	2	c	D	D
	Establishments with 1 to 4 employees	1	X	X	X
	Establishments with 5 to 9 employees	—	X	X	X
	Establishments with 10 to 19 employees	—	X	X	X
	Establishments with 20 to 49 employees	—	X	X	X
	Establishments with 50 to 99 employees	—	X	X	X
	Establishments with 100 to 249 employees	1	X	X	X
	Establishments with 250 to 499 employees	—	X	X	X
	Establishments with 500 to 999 employees	—	X	X	X
	Establishments with 1,000 employees or more	—	X	X	X
4842	Specialized freight trucking				
	All establishments	21	109	829	3 382
	Establishments with 1 to 4 employees	14	X	X	X
	Establishments with 5 to 9 employees	4	X	X	X
	Establishments with 10 to 19 employees	2	X	X	X
	Establishments with 20 to 49 employees	1	X	X	X
	Establishments with 50 to 99 employees	—	X	X	X
	Establishments with 100 to 249 employees	—	X	X	X
	Establishments with 250 to 499 employees	—	X	X	X
	Establishments with 500 to 999 employees	—	X	X	X
	Establishments with 1,000 employees or more	—	X	X	X
485	Transit and ground passenger transportation				
	All establishments	13	188	792	3 186
	Establishments with 1 to 4 employees	4	X	X	X
	Establishments with 5 to 9 employees	3	X	X	X
	Establishments with 10 to 19 employees	3	X	X	X
	Establishments with 20 to 49 employees	1	X	X	X
	Establishments with 50 to 99 employees	2	X	X	X
	Establishments with 100 to 249 employees	—	X	X	X
	Establishments with 250 to 499 employees	—	X	X	X
	Establishments with 500 to 999 employees	—	X	X	X
	Establishments with 1,000 employees or more	—	X	X	X
4854	School and employee bus transportation				
	All establishments	4	c	D	D
	Establishments with 1 to 4 employees	1	X	X	X
	Establishments with 5 to 9 employees	—	X	X	X
	Establishments with 10 to 19 employees	1	X	X	X
	Establishments with 20 to 49 employees	—	X	X	X
	Establishments with 50 to 99 employees	2	X	X	X
	Establishments with 100 to 249 employees	—	X	X	X
	Establishments with 250 to 499 employees	—	X	X	X
	Establishments with 500 to 999 employees	—	X	X	X
	Establishments with 1,000 employees or more	—	X	X	X
48541	School and employee bus transportation				
	All establishments	4	c	D	D
	Establishments with 1 to 4 employees	1	X	X	X
	Establishments with 5 to 9 employees	—	X	X	X
	Establishments with 10 to 19 employees	1	X	X	X
	Establishments with 20 to 49 employees	—	X	X	X
	Establishments with 50 to 99 employees	2	X	X	X
	Establishments with 100 to 249 employees	—	X	X	X
	Establishments with 250 to 499 employees	—	X	X	X
	Establishments with 500 to 999 employees	—	X	X	X
	Establishments with 1,000 employees or more	—	X	X	X
485410	School and employee bus transportation				
	All establishments	4	c	D	D
	Establishments with 1 to 4 employees	1	X	X	X
	Establishments with 5 to 9 employees	—	X	X	X
	Establishments with 10 to 19 employees	1	X	X	X
	Establishments with 20 to 49 employees	—	X	X	X
	Establishments with 50 to 99 employees	2	X	X	X
	Establishments with 100 to 249 employees	—	X	X	X
	Establishments with 250 to 499 employees	—	X	X	X
	Establishments with 500 to 999 employees	—	X	X	X
	Establishments with 1,000 employees or more	—	X	X	X

See footnotes at end of table.

Table 5. Establishments, Employees, and Payroll by Industry and Employment Size of Establishments by County: 2004—Con.

[Excludes most government employees, railroad employees, and self-employed persons. Size class 1 to 4 employees includes establishments having payroll, but no employees, during mid-March pay period. For meaning of abbreviations and symbols, see introductory text. For explanation of terms, see Appendix A. For statement on reliability, see the note at the end of the table and Appendix C]

NAICS code	Geography, kind of business, and employment size class	Establishments (number)	Paid employees for pay period including March 12 (number)	First-quarter payroll (\$1,000)	Annual payroll (\$1,000)
	HUNTERDON—Con.				
48-49	Transportation and warehousing—Con.				
493	Warehousing and storage				
	All establishments	3	c	D	D
	Establishments with 1 to 4 employees	2	X	X	X
	Establishments with 5 to 9 employees	—	X	X	X
	Establishments with 10 to 19 employees	—	X	X	X
	Establishments with 20 to 49 employees	—	X	X	X
	Establishments with 50 to 99 employees	—	X	X	X
	Establishments with 100 to 249 employees	1	X	X	X
	Establishments with 250 to 499 employees	—	X	X	X
	Establishments with 500 to 999 employees	—	X	X	X
	Establishments with 1,000 employees or more	—	X	X	X
4931	Warehousing and storage				
	All establishments	3	c	D	D
	Establishments with 1 to 4 employees	2	X	X	X
	Establishments with 5 to 9 employees	—	X	X	X
	Establishments with 10 to 19 employees	—	X	X	X
	Establishments with 20 to 49 employees	—	X	X	X
	Establishments with 50 to 99 employees	—	X	X	X
	Establishments with 100 to 249 employees	1	X	X	X
	Establishments with 250 to 499 employees	—	X	X	X
	Establishments with 500 to 999 employees	—	X	X	X
	Establishments with 1,000 employees or more	—	X	X	X
49319	Other warehousing and storage				
	All establishments	2	c	D	D
	Establishments with 1 to 4 employees	1	X	X	X
	Establishments with 5 to 9 employees	—	X	X	X
	Establishments with 10 to 19 employees	—	X	X	X
	Establishments with 20 to 49 employees	—	X	X	X
	Establishments with 50 to 99 employees	—	X	X	X
	Establishments with 100 to 249 employees	1	X	X	X
	Establishments with 250 to 499 employees	—	X	X	X
	Establishments with 500 to 999 employees	—	X	X	X
	Establishments with 1,000 employees or more	—	X	X	X
493190	Other warehousing and storage				
	All establishments	2	c	D	D
	Establishments with 1 to 4 employees	1	X	X	X
	Establishments with 5 to 9 employees	—	X	X	X
	Establishments with 10 to 19 employees	—	X	X	X
	Establishments with 20 to 49 employees	—	X	X	X
	Establishments with 50 to 99 employees	—	X	X	X
	Establishments with 100 to 249 employees	1	X	X	X
	Establishments with 250 to 499 employees	—	X	X	X
	Establishments with 500 to 999 employees	—	X	X	X
	Establishments with 1,000 employees or more	—	X	X	X
51	Information				
	All establishments	71	935	14 509	58 114
	Establishments with 1 to 4 employees	44	X	X	X
	Establishments with 5 to 9 employees	11	X	X	X
	Establishments with 10 to 19 employees	9	X	X	X
	Establishments with 20 to 49 employees	5	X	X	X
	Establishments with 50 to 99 employees	1	X	X	X
	Establishments with 100 to 249 employees	—	X	X	X
	Establishments with 250 to 499 employees	1	X	X	X
	Establishments with 500 to 999 employees	—	X	X	X
	Establishments with 1,000 employees or more	—	X	X	X
511	Publishing industries (except Internet)				
	All establishments	25	634	10 594	41 909
	Establishments with 1 to 4 employees	12	X	X	X
	Establishments with 5 to 9 employees	5	X	X	X
	Establishments with 10 to 19 employees	5	X	X	X
	Establishments with 20 to 49 employees	2	X	X	X
	Establishments with 50 to 99 employees	—	X	X	X
	Establishments with 100 to 249 employees	—	X	X	X
	Establishments with 250 to 499 employees	1	X	X	X
	Establishments with 500 to 999 employees	—	X	X	X
	Establishments with 1,000 employees or more	—	X	X	X
5111	Newspaper, periodical, book, and directory publishers				
	All establishments	17	584	9 519	36 884
	Establishments with 1 to 4 employees	8	X	X	X
	Establishments with 5 to 9 employees	3	X	X	X
	Establishments with 10 to 19 employees	3	X	X	X
	Establishments with 20 to 49 employees	2	X	X	X
	Establishments with 50 to 99 employees	—	X	X	X
	Establishments with 100 to 249 employees	—	X	X	X
	Establishments with 250 to 499 employees	1	X	X	X
	Establishments with 500 to 999 employees	—	X	X	X
	Establishments with 1,000 employees or more	—	X	X	X

See footnotes at end of table.

Table 5. Establishments, Employees, and Payroll by Industry and Employment Size of Establishments by County: 2004—Con.

[Excludes most government employees, railroad employees, and self-employed persons. Size class 1 to 4 employees includes establishments having payroll, but no employees, during mid-March pay period. For meaning of abbreviations and symbols, see introductory text. For explanation of terms, see Appendix A. For statement on reliability, see the note at the end of the table and Appendix C]

NAICS code	Geography, kind of business, and employment size class	Establishments (number)	Paid employees for pay period including March 12 (number)	First-quarter payroll (\$1,000)	Annual payroll (\$1,000)
51	HUNTERDON—Con.				
	Information—Con.				
511	Publishing industries (except Internet)—Con.				
5111	Newspaper, periodical, book, and directory publishers—Con.				
51112	Periodical publishers				
	All establishments	9	531	9 100	35 089
	Establishments with 1 to 4 employees	2	X	X	X
	Establishments with 5 to 9 employees	3	X	X	X
	Establishments with 10 to 19 employees	2	X	X	X
	Establishments with 20 to 49 employees	1	X	X	X
	Establishments with 50 to 99 employees	—	X	X	X
	Establishments with 100 to 249 employees	—	X	X	X
	Establishments with 250 to 499 employees	1	X	X	X
	Establishments with 500 to 999 employees	—	X	X	X
	Establishments with 1,000 employees or more	—	X	X	X
511120	Periodical publishers				
	All establishments	9	531	9 100	35 089
	Establishments with 1 to 4 employees	2	X	X	X
	Establishments with 5 to 9 employees	3	X	X	X
	Establishments with 10 to 19 employees	2	X	X	X
	Establishments with 20 to 49 employees	1	X	X	X
	Establishments with 50 to 99 employees	—	X	X	X
	Establishments with 100 to 249 employees	—	X	X	X
	Establishments with 250 to 499 employees	1	X	X	X
	Establishments with 500 to 999 employees	—	X	X	X
	Establishments with 1,000 employees or more	—	X	X	X
517	Telecommunications				
	All establishments	19	201	2 857	10 960
	Establishments with 1 to 4 employees	11	X	X	X
	Establishments with 5 to 9 employees	3	X	X	X
	Establishments with 10 to 19 employees	2	X	X	X
	Establishments with 20 to 49 employees	2	X	X	X
	Establishments with 50 to 99 employees	1	X	X	X
	Establishments with 100 to 249 employees	—	X	X	X
	Establishments with 250 to 499 employees	—	X	X	X
	Establishments with 500 to 999 employees	—	X	X	X
	Establishments with 1,000 employees or more	—	X	X	X
5171	Wired telecommunications carriers				
	All establishments	11	171	2 497	9 359
	Establishments with 1 to 4 employees	6	X	X	X
	Establishments with 5 to 9 employees	—	X	X	X
	Establishments with 10 to 19 employees	2	X	X	X
	Establishments with 20 to 49 employees	2	X	X	X
	Establishments with 50 to 99 employees	1	X	X	X
	Establishments with 100 to 249 employees	—	X	X	X
	Establishments with 250 to 499 employees	—	X	X	X
	Establishments with 500 to 999 employees	—	X	X	X
	Establishments with 1,000 employees or more	—	X	X	X
51711	Wired telecommunications carriers				
	All establishments	11	171	2 497	9 359
	Establishments with 1 to 4 employees	6	X	X	X
	Establishments with 5 to 9 employees	—	X	X	X
	Establishments with 10 to 19 employees	2	X	X	X
	Establishments with 20 to 49 employees	2	X	X	X
	Establishments with 50 to 99 employees	1	X	X	X
	Establishments with 100 to 249 employees	—	X	X	X
	Establishments with 250 to 499 employees	—	X	X	X
	Establishments with 500 to 999 employees	—	X	X	X
	Establishments with 1,000 employees or more	—	X	X	X
517110	Wired telecommunications carriers				
	All establishments	11	171	2 497	9 359
	Establishments with 1 to 4 employees	6	X	X	X
	Establishments with 5 to 9 employees	—	X	X	X
	Establishments with 10 to 19 employees	2	X	X	X
	Establishments with 20 to 49 employees	2	X	X	X
	Establishments with 50 to 99 employees	1	X	X	X
	Establishments with 100 to 249 employees	—	X	X	X
	Establishments with 250 to 499 employees	—	X	X	X
	Establishments with 500 to 999 employees	—	X	X	X
	Establishments with 1,000 employees or more	—	X	X	X
52	Finance and insurance				
	All establishments	188	1 479	24 251	107 558
	Establishments with 1 to 4 employees	112	X	X	X
	Establishments with 5 to 9 employees	46	X	X	X
	Establishments with 10 to 19 employees	21	X	X	X
	Establishments with 20 to 49 employees	6	X	X	X
	Establishments with 50 to 99 employees	1	X	X	X
	Establishments with 100 to 249 employees	1	X	X	X
	Establishments with 250 to 499 employees	1	X	X	X
	Establishments with 500 to 999 employees	—	X	X	X
	Establishments with 1,000 employees or more	—	X	X	X

See footnotes at end of table.

Table 5. Establishments, Employees, and Payroll by Industry and Employment Size of Establishments by County: 2004—Con.

[Excludes most government employees, railroad employees, and self-employed persons. Size class 1 to 4 employees includes establishments having payroll, but no employees, during mid-March pay period. For meaning of abbreviations and symbols, see introductory text. For explanation of terms, see Appendix A. For statement on reliability, see the note at the end of the table and Appendix C]

NAICS code	Geography, kind of business, and employment size class	Establishments (number)	Paid employees for pay period including March 12 (number)	First-quarter payroll (\$1,000)	Annual payroll (\$1,000)
52	HUNTERDON—Con.				
	Finance and insurance—Con.				
522	Credit intermediation and related activities				
	All establishments	73	680	7 184	34 434
	Establishments with 1 to 4 employees	24	X	X	X
	Establishments with 5 to 9 employees	34	X	X	X
	Establishments with 10 to 19 employees	9	X	X	X
	Establishments with 20 to 49 employees	4	X	X	X
	Establishments with 50 to 99 employees	1	X	X	X
	Establishments with 100 to 249 employees	1	X	X	X
	Establishments with 250 to 499 employees	—	X	X	X
	Establishments with 500 to 999 employees	—	X	X	X
	Establishments with 1,000 employees or more	—	X	X	X
5221	Depository credit intermediation				
	All establishments	62	588	6 306	29 984
	Establishments with 1 to 4 employees	17	X	X	X
	Establishments with 5 to 9 employees	32	X	X	X
	Establishments with 10 to 19 employees	8	X	X	X
	Establishments with 20 to 49 employees	4	X	X	X
	Establishments with 50 to 99 employees	—	X	X	X
	Establishments with 100 to 249 employees	1	X	X	X
	Establishments with 250 to 499 employees	—	X	X	X
	Establishments with 500 to 999 employees	—	X	X	X
	Establishments with 1,000 employees or more	—	X	X	X
52211	Commercial banking				
	All establishments	48	506	5 599	27 383
	Establishments with 1 to 4 employees	11	X	X	X
	Establishments with 5 to 9 employees	25	X	X	X
	Establishments with 10 to 19 employees	8	X	X	X
	Establishments with 20 to 49 employees	3	X	X	X
	Establishments with 50 to 99 employees	—	X	X	X
	Establishments with 100 to 249 employees	1	X	X	X
	Establishments with 250 to 499 employees	—	X	X	X
	Establishments with 500 to 999 employees	—	X	X	X
	Establishments with 1,000 employees or more	—	X	X	X
522110	Commercial banking				
	All establishments	48	506	5 599	27 383
	Establishments with 1 to 4 employees	11	X	X	X
	Establishments with 5 to 9 employees	25	X	X	X
	Establishments with 10 to 19 employees	8	X	X	X
	Establishments with 20 to 49 employees	3	X	X	X
	Establishments with 50 to 99 employees	—	X	X	X
	Establishments with 100 to 249 employees	1	X	X	X
	Establishments with 250 to 499 employees	—	X	X	X
	Establishments with 500 to 999 employees	—	X	X	X
	Establishments with 1,000 employees or more	—	X	X	X
523	Securities, commodity contracts, other financial investments, and related activities				
	All establishments	53	c	D	D
	Establishments with 1 to 4 employees	48	X	X	X
	Establishments with 5 to 9 employees	4	X	X	X
	Establishments with 10 to 19 employees	1	X	X	X
	Establishments with 20 to 49 employees	—	X	X	X
	Establishments with 50 to 99 employees	—	X	X	X
	Establishments with 100 to 249 employees	—	X	X	X
	Establishments with 250 to 499 employees	—	X	X	X
	Establishments with 500 to 999 employees	—	X	X	X
	Establishments with 1,000 employees or more	—	X	X	X
524	Insurance carriers and related activities				
	All establishments	61	686	15 363	63 809
	Establishments with 1 to 4 employees	39	X	X	X
	Establishments with 5 to 9 employees	8	X	X	X
	Establishments with 10 to 19 employees	11	X	X	X
	Establishments with 20 to 49 employees	2	X	X	X
	Establishments with 50 to 99 employees	—	X	X	X
	Establishments with 100 to 249 employees	—	X	X	X
	Establishments with 250 to 499 employees	1	X	X	X
	Establishments with 500 to 999 employees	—	X	X	X
	Establishments with 1,000 employees or more	—	X	X	X
5241	Insurance carriers				
	All establishments	12	415	10 861	40 870
	Establishments with 1 to 4 employees	9	X	X	X
	Establishments with 5 to 9 employees	—	X	X	X
	Establishments with 10 to 19 employees	1	X	X	X
	Establishments with 20 to 49 employees	1	X	X	X
	Establishments with 50 to 99 employees	—	X	X	X
	Establishments with 100 to 249 employees	—	X	X	X
	Establishments with 250 to 499 employees	1	X	X	X
	Establishments with 500 to 999 employees	—	X	X	X
	Establishments with 1,000 employees or more	—	X	X	X

See footnotes at end of table.

Table 5. Establishments, Employees, and Payroll by Industry and Employment Size of Establishments by County: 2004—Con.

[Excludes most government employees, railroad employees, and self-employed persons. Size class 1 to 4 employees includes establishments having payroll, but no employees, during mid-March pay period. For meaning of abbreviations and symbols, see introductory text. For explanation of terms, see Appendix A. For statement on reliability, see the note at the end of the table and Appendix C]

NAICS code	Geography, kind of business, and employment size class	Establishments (number)	Paid employees for pay period including March 12 (number)	First-quarter payroll (\$1,000)	Annual payroll (\$1,000)
52	HUNTERDON—Con.				
	Finance and insurance—Con.				
524	Insurance carriers and related activities—Con.				
5241	Insurance carriers—Con.				
52411	Direct life, health, and medical insurance carriers				
	All establishments	6	e	D	D
	Establishments with 1 to 4 employees	4	X	X	X
	Establishments with 5 to 9 employees	—	X	X	X
	Establishments with 10 to 19 employees	1	X	X	X
	Establishments with 20 to 49 employees	—	X	X	X
	Establishments with 50 to 99 employees	—	X	X	X
	Establishments with 100 to 249 employees	—	X	X	X
	Establishments with 250 to 499 employees	1	X	X	X
	Establishments with 500 to 999 employees	—	X	X	X
	Establishments with 1,000 employees or more	—	X	X	X
524113	Direct life insurance carriers				
	All establishments	5	e	D	D
	Establishments with 1 to 4 employees	3	X	X	X
	Establishments with 5 to 9 employees	—	X	X	X
	Establishments with 10 to 19 employees	1	X	X	X
	Establishments with 20 to 49 employees	—	X	X	X
	Establishments with 50 to 99 employees	—	X	X	X
	Establishments with 100 to 249 employees	—	X	X	X
	Establishments with 250 to 499 employees	1	X	X	X
	Establishments with 500 to 999 employees	—	X	X	X
	Establishments with 1,000 employees or more	—	X	X	X
5242	Agencies, brokerages, and other insurance related activities				
	All establishments	49	271	4 502	22 939
	Establishments with 1 to 4 employees	30	X	X	X
	Establishments with 5 to 9 employees	8	X	X	X
	Establishments with 10 to 19 employees	10	X	X	X
	Establishments with 20 to 49 employees	1	X	X	X
	Establishments with 50 to 99 employees	—	X	X	X
	Establishments with 100 to 249 employees	—	X	X	X
	Establishments with 250 to 499 employees	—	X	X	X
	Establishments with 500 to 999 employees	—	X	X	X
	Establishments with 1,000 employees or more	—	X	X	X
52421	Insurance agencies and brokerages				
	All establishments	44	230	3 841	20 413
	Establishments with 1 to 4 employees	27	X	X	X
	Establishments with 5 to 9 employees	7	X	X	X
	Establishments with 10 to 19 employees	10	X	X	X
	Establishments with 20 to 49 employees	—	X	X	X
	Establishments with 50 to 99 employees	—	X	X	X
	Establishments with 100 to 249 employees	—	X	X	X
	Establishments with 250 to 499 employees	—	X	X	X
	Establishments with 500 to 999 employees	—	X	X	X
	Establishments with 1,000 employees or more	—	X	X	X
524210	Insurance agencies and brokerages				
	All establishments	44	230	3 841	20 413
	Establishments with 1 to 4 employees	27	X	X	X
	Establishments with 5 to 9 employees	7	X	X	X
	Establishments with 10 to 19 employees	10	X	X	X
	Establishments with 20 to 49 employees	—	X	X	X
	Establishments with 50 to 99 employees	—	X	X	X
	Establishments with 100 to 249 employees	—	X	X	X
	Establishments with 250 to 499 employees	—	X	X	X
	Establishments with 500 to 999 employees	—	X	X	X
	Establishments with 1,000 employees or more	—	X	X	X
53	Real estate and rental and leasing				
	All establishments	105	528	5 176	20 702
	Establishments with 1 to 4 employees	76	X	X	X
	Establishments with 5 to 9 employees	15	X	X	X
	Establishments with 10 to 19 employees	11	X	X	X
	Establishments with 20 to 49 employees	2	X	X	X
	Establishments with 50 to 99 employees	1	X	X	X
	Establishments with 100 to 249 employees	—	X	X	X
	Establishments with 250 to 499 employees	—	X	X	X
	Establishments with 500 to 999 employees	—	X	X	X
	Establishments with 1,000 employees or more	—	X	X	X
531	Real estate				
	All establishments	72	270	2 042	8 081
	Establishments with 1 to 4 employees	57	X	X	X
	Establishments with 5 to 9 employees	10	X	X	X
	Establishments with 10 to 19 employees	4	X	X	X
	Establishments with 20 to 49 employees	1	X	X	X
	Establishments with 50 to 99 employees	—	X	X	X
	Establishments with 100 to 249 employees	—	X	X	X
	Establishments with 250 to 499 employees	—	X	X	X
	Establishments with 500 to 999 employees	—	X	X	X
	Establishments with 1,000 employees or more	—	X	X	X

See footnotes at end of table.

Table 5. Establishments, Employees, and Payroll by Industry and Employment Size of Establishments by County: 2004—Con.

[Excludes most government employees, railroad employees, and self-employed persons. Size class 1 to 4 employees includes establishments having payroll, but no employees, during mid-March pay period. For meaning of abbreviations and symbols, see introductory text. For explanation of terms, see Appendix A. For statement on reliability, see the note at the end of the table and Appendix C]

NAICS code	Geography, kind of business, and employment size class	Establishments (number)	Paid employees for pay period including March 12 (number)	First-quarter payroll (\$1,000)	Annual payroll (\$1,000)
	HUNTERDON—Con.				
53	Real estate and rental and leasing—Con.				
531	Real estate—Con.				
5311	Lessors of real estate				
	All establishments	33	154	896	3 016
	Establishments with 1 to 4 employees	26	X	X	X
	Establishments with 5 to 9 employees	4	X	X	X
	Establishments with 10 to 19 employees	2	X	X	X
	Establishments with 20 to 49 employees	1	X	X	X
	Establishments with 50 to 99 employees	—	X	X	X
	Establishments with 100 to 249 employees	—	X	X	X
	Establishments with 250 to 499 employees	—	X	X	X
	Establishments with 500 to 999 employees	—	X	X	X
	Establishments with 1,000 employees or more	—	X	X	X
532	Rental and leasing services				
	All establishments	33	258	3 134	12 621
	Establishments with 1 to 4 employees	19	X	X	X
	Establishments with 5 to 9 employees	5	X	X	X
	Establishments with 10 to 19 employees	7	X	X	X
	Establishments with 20 to 49 employees	1	X	X	X
	Establishments with 50 to 99 employees	1	X	X	X
	Establishments with 100 to 249 employees	—	X	X	X
	Establishments with 250 to 499 employees	—	X	X	X
	Establishments with 500 to 999 employees	—	X	X	X
	Establishments with 1,000 employees or more	—	X	X	X
5324	Commercial and industrial machinery and equipment rental and leasing				
	All establishments	12	147	2 704	10 563
	Establishments with 1 to 4 employees	6	X	X	X
	Establishments with 5 to 9 employees	2	X	X	X
	Establishments with 10 to 19 employees	2	X	X	X
	Establishments with 20 to 49 employees	1	X	X	X
	Establishments with 50 to 99 employees	1	X	X	X
	Establishments with 100 to 249 employees	—	X	X	X
	Establishments with 250 to 499 employees	—	X	X	X
	Establishments with 500 to 999 employees	—	X	X	X
	Establishments with 1,000 employees or more	—	X	X	X
54	Professional, scientific, and technical services				
	All establishments	644	4 186	68 892	295 598
	Establishments with 1 to 4 employees	477	X	X	X
	Establishments with 5 to 9 employees	73	X	X	X
	Establishments with 10 to 19 employees	56	X	X	X
	Establishments with 20 to 49 employees	27	X	X	X
	Establishments with 50 to 99 employees	6	X	X	X
	Establishments with 100 to 249 employees	3	X	X	X
	Establishments with 250 to 499 employees	1	X	X	X
	Establishments with 500 to 999 employees	1	X	X	X
	Establishments with 1,000 employees or more	—	X	X	X
541	Professional, scientific, and technical services				
	All establishments	644	4 186	68 892	295 598
	Establishments with 1 to 4 employees	477	X	X	X
	Establishments with 5 to 9 employees	73	X	X	X
	Establishments with 10 to 19 employees	56	X	X	X
	Establishments with 20 to 49 employees	27	X	X	X
	Establishments with 50 to 99 employees	6	X	X	X
	Establishments with 100 to 249 employees	3	X	X	X
	Establishments with 250 to 499 employees	1	X	X	X
	Establishments with 500 to 999 employees	1	X	X	X
	Establishments with 1,000 employees or more	—	X	X	X
5411	Legal services				
	All establishments	91	377	4 630	20 732
	Establishments with 1 to 4 employees	65	X	X	X
	Establishments with 5 to 9 employees	17	X	X	X
	Establishments with 10 to 19 employees	8	X	X	X
	Establishments with 20 to 49 employees	—	X	X	X
	Establishments with 50 to 99 employees	1	X	X	X
	Establishments with 100 to 249 employees	—	X	X	X
	Establishments with 250 to 499 employees	—	X	X	X
	Establishments with 500 to 999 employees	—	X	X	X
	Establishments with 1,000 employees or more	—	X	X	X
54111	Offices of lawyers				
	All establishments	88	e	D	D
	Establishments with 1 to 4 employees	63	X	X	X
	Establishments with 5 to 9 employees	16	X	X	X
	Establishments with 10 to 19 employees	8	X	X	X
	Establishments with 20 to 49 employees	—	X	X	X
	Establishments with 50 to 99 employees	1	X	X	X
	Establishments with 100 to 249 employees	—	X	X	X
	Establishments with 250 to 499 employees	—	X	X	X
	Establishments with 500 to 999 employees	—	X	X	X
	Establishments with 1,000 employees or more	—	X	X	X

See footnotes at end of table.

Table 5. Establishments, Employees, and Payroll by Industry and Employment Size of Establishments by County: 2004—Con.

[Excludes most government employees, railroad employees, and self-employed persons. Size class 1 to 4 employees includes establishments having payroll, but no employees, during mid-March pay period. For meaning of abbreviations and symbols, see introductory text. For explanation of terms, see Appendix A. For statement on reliability, see the note at the end of the table and Appendix C]

NAICS code	Geography, kind of business, and employment size class	Establishments (number)	Paid employees for pay period including March 12 (number)	First-quarter payroll (\$1,000)	Annual payroll (\$1,000)
	HUNTERDON—Con.				
54	Professional, scientific, and technical services—Con.				
541	Professional, scientific, and technical services—Con.				
5411	Legal services—Con.				
54111	Offices of lawyers—Con.				
541110	Offices of lawyers				
	All establishments	88	e	D	D
	Establishments with 1 to 4 employees	63	X	X	X
	Establishments with 5 to 9 employees	16	X	X	X
	Establishments with 10 to 19 employees	8	X	X	X
	Establishments with 20 to 49 employees	—	X	X	X
	Establishments with 50 to 99 employees	1	X	X	X
	Establishments with 100 to 249 employees	—	X	X	X
	Establishments with 250 to 499 employees	—	X	X	X
	Establishments with 500 to 999 employees	—	X	X	X
	Establishments with 1,000 employees or more	—	X	X	X
5412	Accounting, tax preparation, bookkeeping, and payroll services				
	All establishments	43	212	1 569	6 957
	Establishments with 1 to 4 employees	27	X	X	X
	Establishments with 5 to 9 employees	8	X	X	X
	Establishments with 10 to 19 employees	7	X	X	X
	Establishments with 20 to 49 employees	1	X	X	X
	Establishments with 50 to 99 employees	—	X	X	X
	Establishments with 100 to 249 employees	—	X	X	X
	Establishments with 250 to 499 employees	—	X	X	X
	Establishments with 500 to 999 employees	—	X	X	X
	Establishments with 1,000 employees or more	—	X	X	X
54121	Accounting, tax preparation, bookkeeping, and payroll services				
	All establishments	43	212	1 569	6 957
	Establishments with 1 to 4 employees	27	X	X	X
	Establishments with 5 to 9 employees	8	X	X	X
	Establishments with 10 to 19 employees	7	X	X	X
	Establishments with 20 to 49 employees	1	X	X	X
	Establishments with 50 to 99 employees	—	X	X	X
	Establishments with 100 to 249 employees	—	X	X	X
	Establishments with 250 to 499 employees	—	X	X	X
	Establishments with 500 to 999 employees	—	X	X	X
	Establishments with 1,000 employees or more	—	X	X	X
5413	Architectural, engineering, and related services				
	All establishments	119	802	12 077	52 646
	Establishments with 1 to 4 employees	77	X	X	X
	Establishments with 5 to 9 employees	19	X	X	X
	Establishments with 10 to 19 employees	11	X	X	X
	Establishments with 20 to 49 employees	9	X	X	X
	Establishments with 50 to 99 employees	3	X	X	X
	Establishments with 100 to 249 employees	—	X	X	X
	Establishments with 250 to 499 employees	—	X	X	X
	Establishments with 500 to 999 employees	—	X	X	X
	Establishments with 1,000 employees or more	—	X	X	X
54133	Engineering services				
	All establishments	61	499	8 307	32 645
	Establishments with 1 to 4 employees	32	X	X	X
	Establishments with 5 to 9 employees	12	X	X	X
	Establishments with 10 to 19 employees	8	X	X	X
	Establishments with 20 to 49 employees	7	X	X	X
	Establishments with 50 to 99 employees	2	X	X	X
	Establishments with 100 to 249 employees	—	X	X	X
	Establishments with 250 to 499 employees	—	X	X	X
	Establishments with 500 to 999 employees	—	X	X	X
	Establishments with 1,000 employees or more	—	X	X	X
541330	Engineering services				
	All establishments	61	499	8 307	32 645
	Establishments with 1 to 4 employees	32	X	X	X
	Establishments with 5 to 9 employees	12	X	X	X
	Establishments with 10 to 19 employees	8	X	X	X
	Establishments with 20 to 49 employees	7	X	X	X
	Establishments with 50 to 99 employees	2	X	X	X
	Establishments with 100 to 249 employees	—	X	X	X
	Establishments with 250 to 499 employees	—	X	X	X
	Establishments with 500 to 999 employees	—	X	X	X
	Establishments with 1,000 employees or more	—	X	X	X
54138	Testing laboratories				
	All establishments	5	101	1 520	6 436
	Establishments with 1 to 4 employees	1	X	X	X
	Establishments with 5 to 9 employees	2	X	X	X
	Establishments with 10 to 19 employees	1	X	X	X
	Establishments with 20 to 49 employees	—	X	X	X
	Establishments with 50 to 99 employees	1	X	X	X
	Establishments with 100 to 249 employees	—	X	X	X
	Establishments with 250 to 499 employees	—	X	X	X
	Establishments with 500 to 999 employees	—	X	X	X
	Establishments with 1,000 employees or more	—	X	X	X

See footnotes at end of table.

Table 5. Establishments, Employees, and Payroll by Industry and Employment Size of Establishments by County: 2004—Con.

[Excludes most government employees, railroad employees, and self-employed persons. Size class 1 to 4 employees includes establishments having payroll, but no employees, during mid-March pay period. For meaning of abbreviations and symbols, see introductory text. For explanation of terms, see Appendix A. For statement on reliability, see the note at the end of the table and Appendix C]

NAICS code	Geography, kind of business, and employment size class	Establishments (number)	Paid employees for pay period including March 12 (number)	First-quarter payroll (\$1,000)	Annual payroll (\$1,000)
	HUNTERDON—Con.				
54	Professional, scientific, and technical services—Con.				
541	Professional, scientific, and technical services—Con.				
5413	Architectural, engineering, and related services—Con.				
54138	Testing laboratories—Con.				
541380	Testing laboratories				
	All establishments	5	101	1 520	6 436
	Establishments with 1 to 4 employees	1	X	X	X
	Establishments with 5 to 9 employees	2	X	X	X
	Establishments with 10 to 19 employees	1	X	X	X
	Establishments with 20 to 49 employees	—	X	X	X
	Establishments with 50 to 99 employees	1	X	X	X
	Establishments with 100 to 249 employees	—	X	X	X
	Establishments with 250 to 499 employees	—	X	X	X
	Establishments with 500 to 999 employees	—	X	X	X
	Establishments with 1,000 employees or more	—	X	X	X
5415	Computer systems design and related services				
	All establishments	139	437	7 495	39 197
	Establishments with 1 to 4 employees	122	X	X	X
	Establishments with 5 to 9 employees	7	X	X	X
	Establishments with 10 to 19 employees	7	X	X	X
	Establishments with 20 to 49 employees	2	X	X	X
	Establishments with 50 to 99 employees	1	X	X	X
	Establishments with 100 to 249 employees	—	X	X	X
	Establishments with 250 to 499 employees	—	X	X	X
	Establishments with 500 to 999 employees	—	X	X	X
	Establishments with 1,000 employees or more	—	X	X	X
54151	Computer systems design and related services				
	All establishments	139	437	7 495	39 197
	Establishments with 1 to 4 employees	122	X	X	X
	Establishments with 5 to 9 employees	7	X	X	X
	Establishments with 10 to 19 employees	7	X	X	X
	Establishments with 20 to 49 employees	2	X	X	X
	Establishments with 50 to 99 employees	1	X	X	X
	Establishments with 100 to 249 employees	—	X	X	X
	Establishments with 250 to 499 employees	—	X	X	X
	Establishments with 500 to 999 employees	—	X	X	X
	Establishments with 1,000 employees or more	—	X	X	X
541511	Custom computer programming services				
	All establishments	72	297	5 636	30 852
	Establishments with 1 to 4 employees	60	X	X	X
	Establishments with 5 to 9 employees	5	X	X	X
	Establishments with 10 to 19 employees	4	X	X	X
	Establishments with 20 to 49 employees	2	X	X	X
	Establishments with 50 to 99 employees	1	X	X	X
	Establishments with 100 to 249 employees	—	X	X	X
	Establishments with 250 to 499 employees	—	X	X	X
	Establishments with 500 to 999 employees	—	X	X	X
	Establishments with 1,000 employees or more	—	X	X	X
541512	Computer systems design services				
	All establishments	52	c	D	D
	Establishments with 1 to 4 employees	48	X	X	X
	Establishments with 5 to 9 employees	2	X	X	X
	Establishments with 10 to 19 employees	2	X	X	X
	Establishments with 20 to 49 employees	—	X	X	X
	Establishments with 50 to 99 employees	—	X	X	X
	Establishments with 100 to 249 employees	—	X	X	X
	Establishments with 250 to 499 employees	—	X	X	X
	Establishments with 500 to 999 employees	—	X	X	X
	Establishments with 1,000 employees or more	—	X	X	X
5416	Management, scientific, and technical consulting services				
	All establishments	143	491	7 443	34 112
	Establishments with 1 to 4 employees	118	X	X	X
	Establishments with 5 to 9 employees	10	X	X	X
	Establishments with 10 to 19 employees	8	X	X	X
	Establishments with 20 to 49 employees	7	X	X	X
	Establishments with 50 to 99 employees	—	X	X	X
	Establishments with 100 to 249 employees	—	X	X	X
	Establishments with 250 to 499 employees	—	X	X	X
	Establishments with 500 to 999 employees	—	X	X	X
	Establishments with 1,000 employees or more	—	X	X	X
54161	Management consulting services				
	All establishments	110	297	3 719	17 560
	Establishments with 1 to 4 employees	95	X	X	X
	Establishments with 5 to 9 employees	7	X	X	X
	Establishments with 10 to 19 employees	6	X	X	X
	Establishments with 20 to 49 employees	2	X	X	X
	Establishments with 50 to 99 employees	—	X	X	X
	Establishments with 100 to 249 employees	—	X	X	X
	Establishments with 250 to 499 employees	—	X	X	X
	Establishments with 500 to 999 employees	—	X	X	X
	Establishments with 1,000 employees or more	—	X	X	X

See footnotes at end of table.

Table 5. Establishments, Employees, and Payroll by Industry and Employment Size of Establishments by County: 2004—Con.

[Excludes most government employees, railroad employees, and self-employed persons. Size class 1 to 4 employees includes establishments having payroll, but no employees, during mid-March pay period. For meaning of abbreviations and symbols, see introductory text. For explanation of terms, see Appendix A. For statement on reliability, see the note at the end of the table and Appendix C]

NAICS code	Geography, kind of business, and employment size class	Establishments (number)	Paid employees for pay period including March 12 (number)	First-quarter payroll (\$1,000)	Annual payroll (\$1,000)
	HUNTERDON—Con.				
54	Professional, scientific, and technical services—Con.				
541	Professional, scientific, and technical services—Con.				
5416	Management, scientific, and technical consulting services—Con.				
54161	Management consulting services—Con.				
541611	Administrative management and general management consulting services				
	All establishments	49	131	1 637	7 981
	Establishments with 1 to 4 employees	43	X	X	X
	Establishments with 5 to 9 employees	3	X	X	X
	Establishments with 10 to 19 employees	2	X	X	X
	Establishments with 20 to 49 employees	1	X	X	X
	Establishments with 50 to 99 employees	—	X	X	X
	Establishments with 100 to 249 employees	—	X	X	X
	Establishments with 250 to 499 employees	—	X	X	X
	Establishments with 500 to 999 employees	—	X	X	X
	Establishments with 1,000 employees or more	—	X	X	X
54169	Other scientific and technical consulting services				
	All establishments	24	112	2 605	11 702
	Establishments with 1 to 4 employees	18	X	X	X
	Establishments with 5 to 9 employees	2	X	X	X
	Establishments with 10 to 19 employees	1	X	X	X
	Establishments with 20 to 49 employees	3	X	X	X
	Establishments with 50 to 99 employees	—	X	X	X
	Establishments with 100 to 249 employees	—	X	X	X
	Establishments with 250 to 499 employees	—	X	X	X
	Establishments with 500 to 999 employees	—	X	X	X
	Establishments with 1,000 employees or more	—	X	X	X
541690	Other scientific and technical consulting services				
	All establishments	24	112	2 605	11 702
	Establishments with 1 to 4 employees	18	X	X	X
	Establishments with 5 to 9 employees	2	X	X	X
	Establishments with 10 to 19 employees	1	X	X	X
	Establishments with 20 to 49 employees	3	X	X	X
	Establishments with 50 to 99 employees	—	X	X	X
	Establishments with 100 to 249 employees	—	X	X	X
	Establishments with 250 to 499 employees	—	X	X	X
	Establishments with 500 to 999 employees	—	X	X	X
	Establishments with 1,000 employees or more	—	X	X	X
5417	Scientific research and development services				
	All establishments	19	1 352	30 054	117 206
	Establishments with 1 to 4 employees	10	X	X	X
	Establishments with 5 to 9 employees	1	X	X	X
	Establishments with 10 to 19 employees	—	X	X	X
	Establishments with 20 to 49 employees	2	X	X	X
	Establishments with 50 to 99 employees	1	X	X	X
	Establishments with 100 to 249 employees	3	X	X	X
	Establishments with 250 to 499 employees	1	X	X	X
	Establishments with 500 to 999 employees	1	X	X	X
	Establishments with 1,000 employees or more	—	X	X	X
54171	Research and development in the physical, engineering, and life sciences				
	All establishments	18	g	D	D
	Establishments with 1 to 4 employees	10	X	X	X
	Establishments with 5 to 9 employees	—	X	X	X
	Establishments with 10 to 19 employees	—	X	X	X
	Establishments with 20 to 49 employees	2	X	X	X
	Establishments with 50 to 99 employees	1	X	X	X
	Establishments with 100 to 249 employees	3	X	X	X
	Establishments with 250 to 499 employees	1	X	X	X
	Establishments with 500 to 999 employees	1	X	X	X
	Establishments with 1,000 employees or more	—	X	X	X
541710	Research and development in the physical, engineering, and life sciences				
	All establishments	18	g	D	D
	Establishments with 1 to 4 employees	10	X	X	X
	Establishments with 5 to 9 employees	—	X	X	X
	Establishments with 10 to 19 employees	—	X	X	X
	Establishments with 20 to 49 employees	2	X	X	X
	Establishments with 50 to 99 employees	1	X	X	X
	Establishments with 100 to 249 employees	3	X	X	X
	Establishments with 250 to 499 employees	1	X	X	X
	Establishments with 500 to 999 employees	1	X	X	X
	Establishments with 1,000 employees or more	—	X	X	X

See footnotes at end of table.

Table 5. Establishments, Employees, and Payroll by Industry and Employment Size of Establishments by County: 2004—Con.

[Excludes most government employees, railroad employees, and self-employed persons. Size class 1 to 4 employees includes establishments having payroll, but no employees, during mid-March pay period. For meaning of abbreviations and symbols, see introductory text. For explanation of terms, see Appendix A. For statement on reliability, see the note at the end of the table and Appendix C]

NAICS code	Geography, kind of business, and employment size class	Establishments (number)	Paid employees for pay period including March 12 (number)	First-quarter payroll (\$1,000)	Annual payroll (\$1,000)
	HUNTERDON—Con.				
54	Professional, scientific, and technical services—Con.				
541	Professional, scientific, and technical services—Con.				
5418	Advertising and related services				
	All establishments	27	181	2 759	11 877
	Establishments with 1 to 4 employees	17	X	X	X
	Establishments with 5 to 9 employees	4	X	X	X
	Establishments with 10 to 19 employees	3	X	X	X
	Establishments with 20 to 49 employees	3	X	X	X
	Establishments with 50 to 99 employees	—	X	X	X
	Establishments with 100 to 249 employees	—	X	X	X
	Establishments with 250 to 499 employees	—	X	X	X
	Establishments with 500 to 999 employees	—	X	X	X
	Establishments with 1,000 employees or more	—	X	X	X
5419	Other professional, scientific, and technical services				
	All establishments	42	267	2 267	10 507
	Establishments with 1 to 4 employees	25	X	X	X
	Establishments with 5 to 9 employees	5	X	X	X
	Establishments with 10 to 19 employees	9	X	X	X
	Establishments with 20 to 49 employees	3	X	X	X
	Establishments with 50 to 99 employees	—	X	X	X
	Establishments with 100 to 249 employees	—	X	X	X
	Establishments with 250 to 499 employees	—	X	X	X
	Establishments with 500 to 999 employees	—	X	X	X
	Establishments with 1,000 employees or more	—	X	X	X
54194	Veterinary services				
	All establishments	23	221	1 767	8 088
	Establishments with 1 to 4 employees	9	X	X	X
	Establishments with 5 to 9 employees	3	X	X	X
	Establishments with 10 to 19 employees	8	X	X	X
	Establishments with 20 to 49 employees	3	X	X	X
	Establishments with 50 to 99 employees	—	X	X	X
	Establishments with 100 to 249 employees	—	X	X	X
	Establishments with 250 to 499 employees	—	X	X	X
	Establishments with 500 to 999 employees	—	X	X	X
	Establishments with 1,000 employees or more	—	X	X	X
541940	Veterinary services				
	All establishments	23	221	1 767	8 088
	Establishments with 1 to 4 employees	9	X	X	X
	Establishments with 5 to 9 employees	3	X	X	X
	Establishments with 10 to 19 employees	8	X	X	X
	Establishments with 20 to 49 employees	3	X	X	X
	Establishments with 50 to 99 employees	—	X	X	X
	Establishments with 100 to 249 employees	—	X	X	X
	Establishments with 250 to 499 employees	—	X	X	X
	Establishments with 500 to 999 employees	—	X	X	X
	Establishments with 1,000 employees or more	—	X	X	X
55	Management of companies and enterprises				
	All establishments	20	4 230	203 779	526 010
	Establishments with 1 to 4 employees	2	X	X	X
	Establishments with 5 to 9 employees	4	X	X	X
	Establishments with 10 to 19 employees	3	X	X	X
	Establishments with 20 to 49 employees	—	X	X	X
	Establishments with 50 to 99 employees	4	X	X	X
	Establishments with 100 to 249 employees	3	X	X	X
	Establishments with 250 to 499 employees	2	X	X	X
	Establishments with 500 to 999 employees	1	X	X	X
	Establishments with 1,000 employees or more	1	X	X	X
551	Management of companies and enterprises				
	All establishments	20	4 230	203 779	526 010
	Establishments with 1 to 4 employees	2	X	X	X
	Establishments with 5 to 9 employees	4	X	X	X
	Establishments with 10 to 19 employees	3	X	X	X
	Establishments with 20 to 49 employees	—	X	X	X
	Establishments with 50 to 99 employees	4	X	X	X
	Establishments with 100 to 249 employees	3	X	X	X
	Establishments with 250 to 499 employees	2	X	X	X
	Establishments with 500 to 999 employees	1	X	X	X
	Establishments with 1,000 employees or more	1	X	X	X
5511	Management of companies and enterprises				
	All establishments	20	4 230	203 779	526 010
	Establishments with 1 to 4 employees	2	X	X	X
	Establishments with 5 to 9 employees	4	X	X	X
	Establishments with 10 to 19 employees	3	X	X	X
	Establishments with 20 to 49 employees	—	X	X	X
	Establishments with 50 to 99 employees	4	X	X	X
	Establishments with 100 to 249 employees	3	X	X	X
	Establishments with 250 to 499 employees	2	X	X	X
	Establishments with 500 to 999 employees	1	X	X	X
	Establishments with 1,000 employees or more	1	X	X	X

See footnotes at end of table.

Table 5. Establishments, Employees, and Payroll by Industry and Employment Size of Establishments by County: 2004—Con.

[Excludes most government employees, railroad employees, and self-employed persons. Size class 1 to 4 employees includes establishments having payroll, but no employees, during mid-March pay period. For meaning of abbreviations and symbols, see introductory text. For explanation of terms, see Appendix A. For statement on reliability, see the note at the end of the table and Appendix C]

NAICS code	Geography, kind of business, and employment size class	Establishments (number)	Paid employees for pay period including March 12 (number)	First-quarter payroll (\$1,000)	Annual payroll (\$1,000)
	HUNTERDON—Con.				
55	Management of companies and enterprises—Con.				
551	Management of companies and enterprises—Con.				
5511	Management of companies and enterprises—Con.				
55111	Management of companies and enterprises				
	All establishments	20	4 230	203 779	526 010
	Establishments with 1 to 4 employees	2	X	X	X
	Establishments with 5 to 9 employees	4	X	X	X
	Establishments with 10 to 19 employees	3	X	X	X
	Establishments with 20 to 49 employees	—	X	X	X
	Establishments with 50 to 99 employees	4	X	X	X
	Establishments with 100 to 249 employees	3	X	X	X
	Establishments with 250 to 499 employees	2	X	X	X
	Establishments with 500 to 999 employees	1	X	X	X
	Establishments with 1,000 employees or more	1	X	X	X
551114	Corporate, subsidiary, and regional managing offices				
	All establishments	19	h	D	D
	Establishments with 1 to 4 employees	1	X	X	X
	Establishments with 5 to 9 employees	4	X	X	X
	Establishments with 10 to 19 employees	3	X	X	X
	Establishments with 20 to 49 employees	—	X	X	X
	Establishments with 50 to 99 employees	4	X	X	X
	Establishments with 100 to 249 employees	3	X	X	X
	Establishments with 250 to 499 employees	2	X	X	X
	Establishments with 500 to 999 employees	1	X	X	X
	Establishments with 1,000 employees or more	1	X	X	X
56	Administrative and support and waste management and remediation services				
	All establishments	276	3 235	21 783	106 839
	Establishments with 1 to 4 employees	198	X	X	X
	Establishments with 5 to 9 employees	34	X	X	X
	Establishments with 10 to 19 employees	22	X	X	X
	Establishments with 20 to 49 employees	13	X	X	X
	Establishments with 50 to 99 employees	2	X	X	X
	Establishments with 100 to 249 employees	3	X	X	X
	Establishments with 250 to 499 employees	3	X	X	X
	Establishments with 500 to 999 employees	1	X	X	X
	Establishments with 1,000 employees or more	—	X	X	X
561	Administrative and support services				
	All establishments	262	2 945	18 152	89 600
	Establishments with 1 to 4 employees	193	X	X	X
	Establishments with 5 to 9 employees	31	X	X	X
	Establishments with 10 to 19 employees	21	X	X	X
	Establishments with 20 to 49 employees	10	X	X	X
	Establishments with 50 to 99 employees	—	X	X	X
	Establishments with 100 to 249 employees	3	X	X	X
	Establishments with 250 to 499 employees	3	X	X	X
	Establishments with 500 to 999 employees	1	X	X	X
	Establishments with 1,000 employees or more	—	X	X	X
5611	Office administrative services				
	All establishments	11	125	1 542	6 588
	Establishments with 1 to 4 employees	5	X	X	X
	Establishments with 5 to 9 employees	2	X	X	X
	Establishments with 10 to 19 employees	2	X	X	X
	Establishments with 20 to 49 employees	2	X	X	X
	Establishments with 50 to 99 employees	—	X	X	X
	Establishments with 100 to 249 employees	—	X	X	X
	Establishments with 250 to 499 employees	—	X	X	X
	Establishments with 500 to 999 employees	—	X	X	X
	Establishments with 1,000 employees or more	—	X	X	X
56111	Office administrative services				
	All establishments	11	125	1 542	6 588
	Establishments with 1 to 4 employees	5	X	X	X
	Establishments with 5 to 9 employees	2	X	X	X
	Establishments with 10 to 19 employees	2	X	X	X
	Establishments with 20 to 49 employees	2	X	X	X
	Establishments with 50 to 99 employees	—	X	X	X
	Establishments with 100 to 249 employees	—	X	X	X
	Establishments with 250 to 499 employees	—	X	X	X
	Establishments with 500 to 999 employees	—	X	X	X
	Establishments with 1,000 employees or more	—	X	X	X
561110	Office administrative services				
	All establishments	11	125	1 542	6 588
	Establishments with 1 to 4 employees	5	X	X	X
	Establishments with 5 to 9 employees	2	X	X	X
	Establishments with 10 to 19 employees	2	X	X	X
	Establishments with 20 to 49 employees	2	X	X	X
	Establishments with 50 to 99 employees	—	X	X	X
	Establishments with 100 to 249 employees	—	X	X	X
	Establishments with 250 to 499 employees	—	X	X	X
	Establishments with 500 to 999 employees	—	X	X	X
	Establishments with 1,000 employees or more	—	X	X	X

See footnotes at end of table.

Table 5. Establishments, Employees, and Payroll by Industry and Employment Size of Establishments by County: 2004—Con.

[Excludes most government employees, railroad employees, and self-employed persons. Size class 1 to 4 employees includes establishments having payroll, but no employees, during mid-March pay period. For meaning of abbreviations and symbols, see introductory text. For explanation of terms, see Appendix A. For statement on reliability, see the note at the end of the table and Appendix C]

NAICS code	Geography, kind of business, and employment size class	Establishments (number)	Paid employees for pay period including March 12 (number)	First-quarter payroll (\$1,000)	Annual payroll (\$1,000)
56	HUNTERDON—Con.				
	Administrative and support and waste management and remediation services—Con.				
561	Administrative and support services—Con.				
5612	Facilities support services				
	All establishments	4	189	895	3 656
	Establishments with 1 to 4 employees	2	X	X	X
	Establishments with 5 to 9 employees	—	X	X	X
	Establishments with 10 to 19 employees	—	X	X	X
	Establishments with 20 to 49 employees	1	X	X	X
	Establishments with 50 to 99 employees	—	X	X	X
	Establishments with 100 to 249 employees	1	X	X	X
	Establishments with 250 to 499 employees	—	X	X	X
	Establishments with 500 to 999 employees	—	X	X	X
	Establishments with 1,000 employees or more	—	X	X	X
56121	Facilities support services				
	All establishments	4	189	895	3 656
	Establishments with 1 to 4 employees	2	X	X	X
	Establishments with 5 to 9 employees	—	X	X	X
	Establishments with 10 to 19 employees	—	X	X	X
	Establishments with 20 to 49 employees	1	X	X	X
	Establishments with 50 to 99 employees	—	X	X	X
	Establishments with 100 to 249 employees	1	X	X	X
	Establishments with 250 to 499 employees	—	X	X	X
	Establishments with 500 to 999 employees	—	X	X	X
	Establishments with 1,000 employees or more	—	X	X	X
561210	Facilities support services				
	All establishments	4	189	895	3 656
	Establishments with 1 to 4 employees	2	X	X	X
	Establishments with 5 to 9 employees	—	X	X	X
	Establishments with 10 to 19 employees	—	X	X	X
	Establishments with 20 to 49 employees	1	X	X	X
	Establishments with 50 to 99 employees	—	X	X	X
	Establishments with 100 to 249 employees	1	X	X	X
	Establishments with 250 to 499 employees	—	X	X	X
	Establishments with 500 to 999 employees	—	X	X	X
	Establishments with 1,000 employees or more	—	X	X	X
5613	Employment services				
	All establishments	15	1 528	10 191	50 282
	Establishments with 1 to 4 employees	7	X	X	X
	Establishments with 5 to 9 employees	—	X	X	X
	Establishments with 10 to 19 employees	1	X	X	X
	Establishments with 20 to 49 employees	2	X	X	X
	Establishments with 50 to 99 employees	—	X	X	X
	Establishments with 100 to 249 employees	2	X	X	X
	Establishments with 250 to 499 employees	2	X	X	X
	Establishments with 500 to 999 employees	1	X	X	X
	Establishments with 1,000 employees or more	—	X	X	X
56131	Employment placement agencies				
	All establishments	8	c	D	D
	Establishments with 1 to 4 employees	5	X	X	X
	Establishments with 5 to 9 employees	—	X	X	X
	Establishments with 10 to 19 employees	1	X	X	X
	Establishments with 20 to 49 employees	1	X	X	X
	Establishments with 50 to 99 employees	—	X	X	X
	Establishments with 100 to 249 employees	1	X	X	X
	Establishments with 250 to 499 employees	—	X	X	X
	Establishments with 500 to 999 employees	—	X	X	X
	Establishments with 1,000 employees or more	—	X	X	X
561310	Employment placement agencies				
	All establishments	8	c	D	D
	Establishments with 1 to 4 employees	5	X	X	X
	Establishments with 5 to 9 employees	—	X	X	X
	Establishments with 10 to 19 employees	1	X	X	X
	Establishments with 20 to 49 employees	1	X	X	X
	Establishments with 50 to 99 employees	—	X	X	X
	Establishments with 100 to 249 employees	1	X	X	X
	Establishments with 250 to 499 employees	—	X	X	X
	Establishments with 500 to 999 employees	—	X	X	X
	Establishments with 1,000 employees or more	—	X	X	X
56132	Temporary help services				
	All establishments	5	388	2 355	10 277
	Establishments with 1 to 4 employees	2	X	X	X
	Establishments with 5 to 9 employees	—	X	X	X
	Establishments with 10 to 19 employees	—	X	X	X
	Establishments with 20 to 49 employees	1	X	X	X
	Establishments with 50 to 99 employees	—	X	X	X
	Establishments with 100 to 249 employees	1	X	X	X
	Establishments with 250 to 499 employees	1	X	X	X
	Establishments with 500 to 999 employees	—	X	X	X
	Establishments with 1,000 employees or more	—	X	X	X

See footnotes at end of table.

Table 5. Establishments, Employees, and Payroll by Industry and Employment Size of Establishments by County: 2004—Con.

[Excludes most government employees, railroad employees, and self-employed persons. Size class 1 to 4 employees includes establishments having payroll, but no employees, during mid-March pay period. For meaning of abbreviations and symbols, see introductory text. For explanation of terms, see Appendix A. For statement on reliability, see the note at the end of the table and Appendix C]

NAICS code	Geography, kind of business, and employment size class	Establishments (number)	Paid employees for pay period including March 12 (number)	First-quarter payroll (\$1,000)	Annual payroll (\$1,000)
56	HUNTERDON—Con.				
	Administrative and support and waste management and remediation services—Con.				
561	Administrative and support services—Con.				
5613	Employment services—Con.				
56132	Temporary help services—Con.				
561320	Temporary help services				
	All establishments	5	388	2 355	10 277
	Establishments with 1 to 4 employees	2	X	X	X
	Establishments with 5 to 9 employees	—	X	X	X
	Establishments with 10 to 19 employees	—	X	X	X
	Establishments with 20 to 49 employees	1	X	X	X
	Establishments with 50 to 99 employees	—	X	X	X
	Establishments with 100 to 249 employees	1	X	X	X
	Establishments with 250 to 499 employees	1	X	X	X
	Establishments with 500 to 999 employees	—	X	X	X
	Establishments with 1,000 employees or more	—	X	X	X
56133	Professional employer organizations				
	All establishments	2	f	D	D
	Establishments with 1 to 4 employees	—	X	X	X
	Establishments with 5 to 9 employees	—	X	X	X
	Establishments with 10 to 19 employees	—	X	X	X
	Establishments with 20 to 49 employees	—	X	X	X
	Establishments with 50 to 99 employees	—	X	X	X
	Establishments with 100 to 249 employees	—	X	X	X
	Establishments with 250 to 499 employees	1	X	X	X
	Establishments with 500 to 999 employees	1	X	X	X
	Establishments with 1,000 employees or more	—	X	X	X
561330	Professional employer organizations				
	All establishments	2	f	D	D
	Establishments with 1 to 4 employees	—	X	X	X
	Establishments with 5 to 9 employees	—	X	X	X
	Establishments with 10 to 19 employees	—	X	X	X
	Establishments with 20 to 49 employees	—	X	X	X
	Establishments with 50 to 99 employees	—	X	X	X
	Establishments with 100 to 249 employees	—	X	X	X
	Establishments with 250 to 499 employees	1	X	X	X
	Establishments with 500 to 999 employees	1	X	X	X
	Establishments with 1,000 employees or more	—	X	X	X
5617	Services to buildings and dwellings				
	All establishments	189	926	4 014	23 058
	Establishments with 1 to 4 employees	147	X	X	X
	Establishments with 5 to 9 employees	22	X	X	X
	Establishments with 10 to 19 employees	15	X	X	X
	Establishments with 20 to 49 employees	4	X	X	X
	Establishments with 50 to 99 employees	—	X	X	X
	Establishments with 100 to 249 employees	—	X	X	X
	Establishments with 250 to 499 employees	1	X	X	X
	Establishments with 500 to 999 employees	—	X	X	X
	Establishments with 1,000 employees or more	—	X	X	X
56172	Janitorial services				
	All establishments	32	152	909	2 856
	Establishments with 1 to 4 employees	23	X	X	X
	Establishments with 5 to 9 employees	5	X	X	X
	Establishments with 10 to 19 employees	2	X	X	X
	Establishments with 20 to 49 employees	2	X	X	X
	Establishments with 50 to 99 employees	—	X	X	X
	Establishments with 100 to 249 employees	—	X	X	X
	Establishments with 250 to 499 employees	—	X	X	X
	Establishments with 500 to 999 employees	—	X	X	X
	Establishments with 1,000 employees or more	—	X	X	X
561720	Janitorial services				
	All establishments	32	152	909	2 856
	Establishments with 1 to 4 employees	23	X	X	X
	Establishments with 5 to 9 employees	5	X	X	X
	Establishments with 10 to 19 employees	2	X	X	X
	Establishments with 20 to 49 employees	2	X	X	X
	Establishments with 50 to 99 employees	—	X	X	X
	Establishments with 100 to 249 employees	—	X	X	X
	Establishments with 250 to 499 employees	—	X	X	X
	Establishments with 500 to 999 employees	—	X	X	X
	Establishments with 1,000 employees or more	—	X	X	X
56173	Landscaping services				
	All establishments	137	701	2 507	17 016
	Establishments with 1 to 4 employees	109	X	X	X
	Establishments with 5 to 9 employees	14	X	X	X
	Establishments with 10 to 19 employees	12	X	X	X
	Establishments with 20 to 49 employees	1	X	X	X
	Establishments with 50 to 99 employees	—	X	X	X
	Establishments with 100 to 249 employees	—	X	X	X
	Establishments with 250 to 499 employees	1	X	X	X

See footnotes at end of table.

Table 5. Establishments, Employees, and Payroll by Industry and Employment Size of Establishments by County: 2004—Con.

[Excludes most government employees, railroad employees, and self-employed persons. Size class 1 to 4 employees includes establishments having payroll, but no employees, during mid-March pay period. For meaning of abbreviations and symbols, see introductory text. For explanation of terms, see Appendix A. For statement on reliability, see the note at the end of the table and Appendix C]

NAICS code	Geography, kind of business, and employment size class	Establishments (number)	Paid employees for pay period including March 12 (number)	First-quarter payroll (\$1,000)	Annual payroll (\$1,000)
	HUNTERDON—Con.				
56	Administrative and support and waste management and remediation services—Con.				
561	Administrative and support services—Con.				
5617	Services to buildings and dwellings—Con.				
56173	Landscaping services—Con.				
	All establishments—Con.				
	Establishments with 500 to 999 employees	—	X	X	X
	Establishments with 1,000 employees or more	—	X	X	X
561730	Landscaping services				
	All establishments	137	701	2 507	17 016
	Establishments with 1 to 4 employees	109	X	X	X
	Establishments with 5 to 9 employees	14	X	X	X
	Establishments with 10 to 19 employees	12	X	X	X
	Establishments with 20 to 49 employees	1	X	X	X
	Establishments with 50 to 99 employees	—	X	X	X
	Establishments with 100 to 249 employees	—	X	X	X
	Establishments with 250 to 499 employees	1	X	X	X
	Establishments with 500 to 999 employees	—	X	X	X
	Establishments with 1,000 employees or more	—	X	X	X
562	Waste management and remediation services				
	All establishments	14	290	3 631	17 239
	Establishments with 1 to 4 employees	5	X	X	X
	Establishments with 5 to 9 employees	3	X	X	X
	Establishments with 10 to 19 employees	1	X	X	X
	Establishments with 20 to 49 employees	3	X	X	X
	Establishments with 50 to 99 employees	2	X	X	X
	Establishments with 100 to 249 employees	—	X	X	X
	Establishments with 250 to 499 employees	—	X	X	X
	Establishments with 500 to 999 employees	—	X	X	X
	Establishments with 1,000 employees or more	—	X	X	X
5621	Waste collection				
	All establishments	9	182	2 060	9 224
	Establishments with 1 to 4 employees	3	X	X	X
	Establishments with 5 to 9 employees	2	X	X	X
	Establishments with 10 to 19 employees	1	X	X	X
	Establishments with 20 to 49 employees	2	X	X	X
	Establishments with 50 to 99 employees	1	X	X	X
	Establishments with 100 to 249 employees	—	X	X	X
	Establishments with 250 to 499 employees	—	X	X	X
	Establishments with 500 to 999 employees	—	X	X	X
	Establishments with 1,000 employees or more	—	X	X	X
56211	Waste collection				
	All establishments	9	182	2 060	9 224
	Establishments with 1 to 4 employees	3	X	X	X
	Establishments with 5 to 9 employees	2	X	X	X
	Establishments with 10 to 19 employees	1	X	X	X
	Establishments with 20 to 49 employees	2	X	X	X
	Establishments with 50 to 99 employees	1	X	X	X
	Establishments with 100 to 249 employees	—	X	X	X
	Establishments with 250 to 499 employees	—	X	X	X
	Establishments with 500 to 999 employees	—	X	X	X
	Establishments with 1,000 employees or more	—	X	X	X
562111	Solid waste collection				
	All establishments	9	182	2 060	9 224
	Establishments with 1 to 4 employees	3	X	X	X
	Establishments with 5 to 9 employees	2	X	X	X
	Establishments with 10 to 19 employees	1	X	X	X
	Establishments with 20 to 49 employees	2	X	X	X
	Establishments with 50 to 99 employees	1	X	X	X
	Establishments with 100 to 249 employees	—	X	X	X
	Establishments with 250 to 499 employees	—	X	X	X
	Establishments with 500 to 999 employees	—	X	X	X
	Establishments with 1,000 employees or more	—	X	X	X
61	Educational services				
	All establishments	56	429	2 319	10 193
	Establishments with 1 to 4 employees	34	X	X	X
	Establishments with 5 to 9 employees	7	X	X	X
	Establishments with 10 to 19 employees	8	X	X	X
	Establishments with 20 to 49 employees	7	X	X	X
	Establishments with 50 to 99 employees	—	X	X	X
	Establishments with 100 to 249 employees	—	X	X	X
	Establishments with 250 to 499 employees	—	X	X	X
	Establishments with 500 to 999 employees	—	X	X	X
	Establishments with 1,000 employees or more	—	X	X	X

See footnotes at end of table.

Table 5. Establishments, Employees, and Payroll by Industry and Employment Size of Establishments by County: 2004—Con.

[Excludes most government employees, railroad employees, and self-employed persons. Size class 1 to 4 employees includes establishments having payroll, but no employees, during mid-March pay period. For meaning of abbreviations and symbols, see introductory text. For explanation of terms, see Appendix A. For statement on reliability, see the note at the end of the table and Appendix C]

NAICS code	Geography, kind of business, and employment size class	Establishments (number)	Paid employees for pay period including March 12 (number)	First-quarter payroll (\$1,000)	Annual payroll (\$1,000)
	HUNTERDON—Con.				
61	Educational services—Con.				
611	Educational services				
	All establishments	56	429	2 319	10 193
	Establishments with 1 to 4 employees	34	X	X	X
	Establishments with 5 to 9 employees	7	X	X	X
	Establishments with 10 to 19 employees	8	X	X	X
	Establishments with 20 to 49 employees	7	X	X	X
	Establishments with 50 to 99 employees	—	X	X	X
	Establishments with 100 to 249 employees	—	X	X	X
	Establishments with 250 to 499 employees	—	X	X	X
	Establishments with 500 to 999 employees	—	X	X	X
	Establishments with 1,000 employees or more	—	X	X	X
6111	Elementary and secondary schools				
	All establishments	8	138	1 113	4 633
	Establishments with 1 to 4 employees	4	X	X	X
	Establishments with 5 to 9 employees	—	X	X	X
	Establishments with 10 to 19 employees	—	X	X	X
	Establishments with 20 to 49 employees	4	X	X	X
	Establishments with 50 to 99 employees	—	X	X	X
	Establishments with 100 to 249 employees	—	X	X	X
	Establishments with 250 to 499 employees	—	X	X	X
	Establishments with 500 to 999 employees	—	X	X	X
	Establishments with 1,000 employees or more	—	X	X	X
61111	Elementary and secondary schools				
	All establishments	8	138	1 113	4 633
	Establishments with 1 to 4 employees	4	X	X	X
	Establishments with 5 to 9 employees	—	X	X	X
	Establishments with 10 to 19 employees	—	X	X	X
	Establishments with 20 to 49 employees	4	X	X	X
	Establishments with 50 to 99 employees	—	X	X	X
	Establishments with 100 to 249 employees	—	X	X	X
	Establishments with 250 to 499 employees	—	X	X	X
	Establishments with 500 to 999 employees	—	X	X	X
	Establishments with 1,000 employees or more	—	X	X	X
611110	Elementary and secondary schools				
	All establishments	8	138	1 113	4 633
	Establishments with 1 to 4 employees	4	X	X	X
	Establishments with 5 to 9 employees	—	X	X	X
	Establishments with 10 to 19 employees	—	X	X	X
	Establishments with 20 to 49 employees	4	X	X	X
	Establishments with 50 to 99 employees	—	X	X	X
	Establishments with 100 to 249 employees	—	X	X	X
	Establishments with 250 to 499 employees	—	X	X	X
	Establishments with 500 to 999 employees	—	X	X	X
	Establishments with 1,000 employees or more	—	X	X	X
6116	Other schools and instruction				
	All establishments	33	251	849	4 092
	Establishments with 1 to 4 employees	18	X	X	X
	Establishments with 5 to 9 employees	5	X	X	X
	Establishments with 10 to 19 employees	7	X	X	X
	Establishments with 20 to 49 employees	3	X	X	X
	Establishments with 50 to 99 employees	—	X	X	X
	Establishments with 100 to 249 employees	—	X	X	X
	Establishments with 250 to 499 employees	—	X	X	X
	Establishments with 500 to 999 employees	—	X	X	X
	Establishments with 1,000 employees or more	—	X	X	X
62	Health care and social assistance				
	All establishments	325	5 877	52 230	227 363
	Establishments with 1 to 4 employees	134	X	X	X
	Establishments with 5 to 9 employees	83	X	X	X
	Establishments with 10 to 19 employees	65	X	X	X
	Establishments with 20 to 49 employees	28	X	X	X
	Establishments with 50 to 99 employees	10	X	X	X
	Establishments with 100 to 249 employees	3	X	X	X
	Establishments with 250 to 499 employees	—	X	X	X
	Establishments with 500 to 999 employees	1	X	X	X
	Establishments with 1,000 employees or more	1	X	X	X
621	Ambulatory health care services				
	All establishments	237	2 037	19 478	95 740
	Establishments with 1 to 4 employees	108	X	X	X
	Establishments with 5 to 9 employees	65	X	X	X
	Establishments with 10 to 19 employees	41	X	X	X
	Establishments with 20 to 49 employees	18	X	X	X
	Establishments with 50 to 99 employees	5	X	X	X
	Establishments with 100 to 249 employees	—	X	X	X
	Establishments with 250 to 499 employees	—	X	X	X
	Establishments with 500 to 999 employees	—	X	X	X
	Establishments with 1,000 employees or more	—	X	X	X

See footnotes at end of table.

Table 5. Establishments, Employees, and Payroll by Industry and Employment Size of Establishments by County: 2004—Con.

[Excludes most government employees, railroad employees, and self-employed persons. Size class 1 to 4 employees includes establishments having payroll, but no employees, during mid-March pay period. For meaning of abbreviations and symbols, see introductory text. For explanation of terms, see Appendix A. For statement on reliability, see the note at the end of the table and Appendix C]

NAICS code	Geography, kind of business, and employment size class	Establishments (number)	Paid employees for pay period including March 12 (number)	First-quarter payroll (\$1,000)	Annual payroll (\$1,000)
HUNTERDON—Con.					
62	Health care and social assistance—Con.				
621	Ambulatory health care services—Con.				
6211	Offices of physicians				
	All establishments	84	880	9 816	52 676
	Establishments with 1 to 4 employees	34	X	X	X
	Establishments with 5 to 9 employees	19	X	X	X
	Establishments with 10 to 19 employees	16	X	X	X
	Establishments with 20 to 49 employees	14	X	X	X
	Establishments with 50 to 99 employees	1	X	X	X
	Establishments with 100 to 249 employees	—	X	X	X
	Establishments with 250 to 499 employees	—	X	X	X
	Establishments with 500 to 999 employees	—	X	X	X
	Establishments with 1,000 employees or more	—	X	X	X
62111	Offices of physicians				
	All establishments	84	880	9 816	52 676
	Establishments with 1 to 4 employees	34	X	X	X
	Establishments with 5 to 9 employees	19	X	X	X
	Establishments with 10 to 19 employees	16	X	X	X
	Establishments with 20 to 49 employees	14	X	X	X
	Establishments with 50 to 99 employees	1	X	X	X
	Establishments with 100 to 249 employees	—	X	X	X
	Establishments with 250 to 499 employees	—	X	X	X
	Establishments with 500 to 999 employees	—	X	X	X
	Establishments with 1,000 employees or more	—	X	X	X
621111	Offices of physicians (except mental health specialists)				
	All establishments	83	f	D	D
	Establishments with 1 to 4 employees	34	X	X	X
	Establishments with 5 to 9 employees	18	X	X	X
	Establishments with 10 to 19 employees	16	X	X	X
	Establishments with 20 to 49 employees	14	X	X	X
	Establishments with 50 to 99 employees	1	X	X	X
	Establishments with 100 to 249 employees	—	X	X	X
	Establishments with 250 to 499 employees	—	X	X	X
	Establishments with 500 to 999 employees	—	X	X	X
	Establishments with 1,000 employees or more	—	X	X	X
6212	Offices of dentists				
	All establishments	68	455	3 612	16 414
	Establishments with 1 to 4 employees	29	X	X	X
	Establishments with 5 to 9 employees	29	X	X	X
	Establishments with 10 to 19 employees	8	X	X	X
	Establishments with 20 to 49 employees	1	X	X	X
	Establishments with 50 to 99 employees	1	X	X	X
	Establishments with 100 to 249 employees	—	X	X	X
	Establishments with 250 to 499 employees	—	X	X	X
	Establishments with 500 to 999 employees	—	X	X	X
	Establishments with 1,000 employees or more	—	X	X	X
62121	Offices of dentists				
	All establishments	68	455	3 612	16 414
	Establishments with 1 to 4 employees	29	X	X	X
	Establishments with 5 to 9 employees	29	X	X	X
	Establishments with 10 to 19 employees	8	X	X	X
	Establishments with 20 to 49 employees	1	X	X	X
	Establishments with 50 to 99 employees	1	X	X	X
	Establishments with 100 to 249 employees	—	X	X	X
	Establishments with 250 to 499 employees	—	X	X	X
	Establishments with 500 to 999 employees	—	X	X	X
	Establishments with 1,000 employees or more	—	X	X	X
621210	Offices of dentists				
	All establishments	68	455	3 612	16 414
	Establishments with 1 to 4 employees	29	X	X	X
	Establishments with 5 to 9 employees	29	X	X	X
	Establishments with 10 to 19 employees	8	X	X	X
	Establishments with 20 to 49 employees	1	X	X	X
	Establishments with 50 to 99 employees	1	X	X	X
	Establishments with 100 to 249 employees	—	X	X	X
	Establishments with 250 to 499 employees	—	X	X	X
	Establishments with 500 to 999 employees	—	X	X	X
	Establishments with 1,000 employees or more	—	X	X	X
6213	Offices of other health practitioners				
	All establishments	54	181	1 348	5 772
	Establishments with 1 to 4 employees	37	X	X	X
	Establishments with 5 to 9 employees	12	X	X	X
	Establishments with 10 to 19 employees	5	X	X	X
	Establishments with 20 to 49 employees	—	X	X	X
	Establishments with 50 to 99 employees	—	X	X	X
	Establishments with 100 to 249 employees	—	X	X	X
	Establishments with 250 to 499 employees	—	X	X	X
	Establishments with 500 to 999 employees	—	X	X	X
	Establishments with 1,000 employees or more	—	X	X	X

See footnotes at end of table.

Table 5. Establishments, Employees, and Payroll by Industry and Employment Size of Establishments by County: 2004—Con.

[Excludes most government employees, railroad employees, and self-employed persons. Size class 1 to 4 employees includes establishments having payroll, but no employees, during mid-March pay period. For meaning of abbreviations and symbols, see introductory text. For explanation of terms, see Appendix A. For statement on reliability, see the note at the end of the table and Appendix C]

NAICS code	Geography, kind of business, and employment size class	Establishments (number)	Paid employees for pay period including March 12 (number)	First-quarter payroll (\$1,000)	Annual payroll (\$1,000)
	HUNTERDON—Con.				
62	Health care and social assistance—Con.				
621	Ambulatory health care services—Con.				
6214	Outpatient care centers				
	All establishments	15	261	2 552	11 284
	Establishments with 1 to 4 employees	4	X	X	X
	Establishments with 5 to 9 employees	1	X	X	X
	Establishments with 10 to 19 employees	7	X	X	X
	Establishments with 20 to 49 employees	2	X	X	X
	Establishments with 50 to 99 employees	1	X	X	X
	Establishments with 100 to 249 employees	—	X	X	X
	Establishments with 250 to 499 employees	—	X	X	X
	Establishments with 500 to 999 employees	—	X	X	X
	Establishments with 1,000 employees or more	—	X	X	X
62149	Other outpatient care centers				
	All establishments	11	222	2 301	10 315
	Establishments with 1 to 4 employees	2	X	X	X
	Establishments with 5 to 9 employees	1	X	X	X
	Establishments with 10 to 19 employees	5	X	X	X
	Establishments with 20 to 49 employees	2	X	X	X
	Establishments with 50 to 99 employees	1	X	X	X
	Establishments with 100 to 249 employees	—	X	X	X
	Establishments with 250 to 499 employees	—	X	X	X
	Establishments with 500 to 999 employees	—	X	X	X
	Establishments with 1,000 employees or more	—	X	X	X
621498	All other outpatient care centers				
	All establishments	6	179	1 358	5 299
	Establishments with 1 to 4 employees	—	X	X	X
	Establishments with 5 to 9 employees	1	X	X	X
	Establishments with 10 to 19 employees	2	X	X	X
	Establishments with 20 to 49 employees	2	X	X	X
	Establishments with 50 to 99 employees	1	X	X	X
	Establishments with 100 to 249 employees	—	X	X	X
	Establishments with 250 to 499 employees	—	X	X	X
	Establishments with 500 to 999 employees	—	X	X	X
	Establishments with 1,000 employees or more	—	X	X	X
6216	Home health care services				
	All establishments	5	117	754	2 927
	Establishments with 1 to 4 employees	1	X	X	X
	Establishments with 5 to 9 employees	1	X	X	X
	Establishments with 10 to 19 employees	1	X	X	X
	Establishments with 20 to 49 employees	1	X	X	X
	Establishments with 50 to 99 employees	1	X	X	X
	Establishments with 100 to 249 employees	—	X	X	X
	Establishments with 250 to 499 employees	—	X	X	X
	Establishments with 500 to 999 employees	—	X	X	X
	Establishments with 1,000 employees or more	—	X	X	X
62161	Home health care services				
	All establishments	5	117	754	2 927
	Establishments with 1 to 4 employees	1	X	X	X
	Establishments with 5 to 9 employees	1	X	X	X
	Establishments with 10 to 19 employees	1	X	X	X
	Establishments with 20 to 49 employees	1	X	X	X
	Establishments with 50 to 99 employees	1	X	X	X
	Establishments with 100 to 249 employees	—	X	X	X
	Establishments with 250 to 499 employees	—	X	X	X
	Establishments with 500 to 999 employees	—	X	X	X
	Establishments with 1,000 employees or more	—	X	X	X
621610	Home health care services				
	All establishments	5	117	754	2 927
	Establishments with 1 to 4 employees	1	X	X	X
	Establishments with 5 to 9 employees	1	X	X	X
	Establishments with 10 to 19 employees	1	X	X	X
	Establishments with 20 to 49 employees	1	X	X	X
	Establishments with 50 to 99 employees	1	X	X	X
	Establishments with 100 to 249 employees	—	X	X	X
	Establishments with 250 to 499 employees	—	X	X	X
	Establishments with 500 to 999 employees	—	X	X	X
	Establishments with 1,000 employees or more	—	X	X	X
622	Hospitals				
	All establishments	2	g	D	D
	Establishments with 1 to 4 employees	—	X	X	X
	Establishments with 5 to 9 employees	—	X	X	X
	Establishments with 10 to 19 employees	—	X	X	X
	Establishments with 20 to 49 employees	—	X	X	X
	Establishments with 50 to 99 employees	—	X	X	X
	Establishments with 100 to 249 employees	—	X	X	X
	Establishments with 250 to 499 employees	—	X	X	X
	Establishments with 500 to 999 employees	1	X	X	X
	Establishments with 1,000 employees or more	1	X	X	X

See footnotes at end of table.

Table 5. Establishments, Employees, and Payroll by Industry and Employment Size of Establishments by County: 2004—Con.

[Excludes most government employees, railroad employees, and self-employed persons. Size class 1 to 4 employees includes establishments having payroll, but no employees, during mid-March pay period. For meaning of abbreviations and symbols, see introductory text. For explanation of terms, see Appendix A. For statement on reliability, see the note at the end of the table and Appendix C]

NAICS code	Geography, kind of business, and employment size class	Establishments (number)	Paid employees for pay period including March 12 (number)	First-quarter payroll (\$1,000)	Annual payroll (\$1,000)
62	HUNTERDON—Con.				
	Health care and social assistance—Con.				
622	Hospitals—Con.				
6221	General medical and surgical hospitals				
	All establishments	1	g	D	D
	Establishments with 1 to 4 employees	—	X	X	X
	Establishments with 5 to 9 employees	—	X	X	X
	Establishments with 10 to 19 employees	—	X	X	X
	Establishments with 20 to 49 employees	—	X	X	X
	Establishments with 50 to 99 employees	—	X	X	X
	Establishments with 100 to 249 employees	—	X	X	X
	Establishments with 250 to 499 employees	—	X	X	X
	Establishments with 500 to 999 employees	—	X	X	X
	Establishments with 1,000 employees or more	1	X	X	X
62211	General medical and surgical hospitals				
	All establishments	1	g	D	D
	Establishments with 1 to 4 employees	—	X	X	X
	Establishments with 5 to 9 employees	—	X	X	X
	Establishments with 10 to 19 employees	—	X	X	X
	Establishments with 20 to 49 employees	—	X	X	X
	Establishments with 50 to 99 employees	—	X	X	X
	Establishments with 100 to 249 employees	—	X	X	X
	Establishments with 250 to 499 employees	—	X	X	X
	Establishments with 500 to 999 employees	—	X	X	X
	Establishments with 1,000 employees or more	1	X	X	X
622110	General medical and surgical hospitals				
	All establishments	1	g	D	D
	Establishments with 1 to 4 employees	—	X	X	X
	Establishments with 5 to 9 employees	—	X	X	X
	Establishments with 10 to 19 employees	—	X	X	X
	Establishments with 20 to 49 employees	—	X	X	X
	Establishments with 50 to 99 employees	—	X	X	X
	Establishments with 100 to 249 employees	—	X	X	X
	Establishments with 250 to 499 employees	—	X	X	X
	Establishments with 500 to 999 employees	—	X	X	X
	Establishments with 1,000 employees or more	1	X	X	X
6222	Psychiatric and substance abuse hospitals				
	All establishments	1	f	D	D
	Establishments with 1 to 4 employees	—	X	X	X
	Establishments with 5 to 9 employees	—	X	X	X
	Establishments with 10 to 19 employees	—	X	X	X
	Establishments with 20 to 49 employees	—	X	X	X
	Establishments with 50 to 99 employees	—	X	X	X
	Establishments with 100 to 249 employees	—	X	X	X
	Establishments with 250 to 499 employees	—	X	X	X
	Establishments with 500 to 999 employees	1	X	X	X
	Establishments with 1,000 employees or more	—	X	X	X
62221	Psychiatric and substance abuse hospitals				
	All establishments	1	f	D	D
	Establishments with 1 to 4 employees	—	X	X	X
	Establishments with 5 to 9 employees	—	X	X	X
	Establishments with 10 to 19 employees	—	X	X	X
	Establishments with 20 to 49 employees	—	X	X	X
	Establishments with 50 to 99 employees	—	X	X	X
	Establishments with 100 to 249 employees	—	X	X	X
	Establishments with 250 to 499 employees	—	X	X	X
	Establishments with 500 to 999 employees	1	X	X	X
	Establishments with 1,000 employees or more	—	X	X	X
622210	Psychiatric and substance abuse hospitals				
	All establishments	1	f	D	D
	Establishments with 1 to 4 employees	—	X	X	X
	Establishments with 5 to 9 employees	—	X	X	X
	Establishments with 10 to 19 employees	—	X	X	X
	Establishments with 20 to 49 employees	—	X	X	X
	Establishments with 50 to 99 employees	—	X	X	X
	Establishments with 100 to 249 employees	—	X	X	X
	Establishments with 250 to 499 employees	—	X	X	X
	Establishments with 500 to 999 employees	1	X	X	X
	Establishments with 1,000 employees or more	—	X	X	X
623	Nursing and residential care facilities				
	All establishments	29	822	4 988	21 484
	Establishments with 1 to 4 employees	4	X	X	X
	Establishments with 5 to 9 employees	5	X	X	X
	Establishments with 10 to 19 employees	13	X	X	X
	Establishments with 20 to 49 employees	3	X	X	X
	Establishments with 50 to 99 employees	2	X	X	X
	Establishments with 100 to 249 employees	2	X	X	X
	Establishments with 250 to 499 employees	—	X	X	X
	Establishments with 500 to 999 employees	—	X	X	X
	Establishments with 1,000 employees or more	—	X	X	X

See footnotes at end of table.

Table 5. Establishments, Employees, and Payroll by Industry and Employment Size of Establishments by County: 2004—Con.

[Excludes most government employees, railroad employees, and self-employed persons. Size class 1 to 4 employees includes establishments having payroll, but no employees, during mid-March pay period. For meaning of abbreviations and symbols, see introductory text. For explanation of terms, see Appendix A. For statement on reliability, see the note at the end of the table and Appendix C]

NAICS code	Geography, kind of business, and employment size class	Establishments (number)	Paid employees for pay period including March 12 (number)	First-quarter payroll (\$1,000)	Annual payroll (\$1,000)
	HUNTERDON—Con.				
62	Health care and social assistance—Con.				
623	Nursing and residential care facilities—Con.				
6231	Nursing care facilities				
	All establishments	4	465	3 081	12 989
	Establishments with 1 to 4 employees	—	X	X	X
	Establishments with 5 to 9 employees	—	X	X	X
	Establishments with 10 to 19 employees	—	X	X	X
	Establishments with 20 to 49 employees	1	X	X	X
	Establishments with 50 to 99 employees	1	X	X	X
	Establishments with 100 to 249 employees	2	X	X	X
	Establishments with 250 to 499 employees	—	X	X	X
	Establishments with 500 to 999 employees	—	X	X	X
	Establishments with 1,000 employees or more	—	X	X	X
62311	Nursing care facilities				
	All establishments	4	465	3 081	12 989
	Establishments with 1 to 4 employees	—	X	X	X
	Establishments with 5 to 9 employees	—	X	X	X
	Establishments with 10 to 19 employees	—	X	X	X
	Establishments with 20 to 49 employees	1	X	X	X
	Establishments with 50 to 99 employees	1	X	X	X
	Establishments with 100 to 249 employees	2	X	X	X
	Establishments with 250 to 499 employees	—	X	X	X
	Establishments with 500 to 999 employees	—	X	X	X
	Establishments with 1,000 employees or more	—	X	X	X
623110	Nursing care facilities				
	All establishments	4	465	3 081	12 989
	Establishments with 1 to 4 employees	—	X	X	X
	Establishments with 5 to 9 employees	—	X	X	X
	Establishments with 10 to 19 employees	—	X	X	X
	Establishments with 20 to 49 employees	1	X	X	X
	Establishments with 50 to 99 employees	1	X	X	X
	Establishments with 100 to 249 employees	2	X	X	X
	Establishments with 250 to 499 employees	—	X	X	X
	Establishments with 500 to 999 employees	—	X	X	X
	Establishments with 1,000 employees or more	—	X	X	X
6232	Residential mental retardation, mental health and substance abuse facilities				
	All establishments	19	246	1 255	5 069
	Establishments with 1 to 4 employees	2	X	X	X
	Establishments with 5 to 9 employees	5	X	X	X
	Establishments with 10 to 19 employees	10	X	X	X
	Establishments with 20 to 49 employees	2	X	X	X
	Establishments with 50 to 99 employees	—	X	X	X
	Establishments with 100 to 249 employees	—	X	X	X
	Establishments with 250 to 499 employees	—	X	X	X
	Establishments with 500 to 999 employees	—	X	X	X
	Establishments with 1,000 employees or more	—	X	X	X
62321	Residential mental retardation facilities				
	All establishments	13	196	920	3 765
	Establishments with 1 to 4 employees	1	X	X	X
	Establishments with 5 to 9 employees	3	X	X	X
	Establishments with 10 to 19 employees	7	X	X	X
	Establishments with 20 to 49 employees	2	X	X	X
	Establishments with 50 to 99 employees	—	X	X	X
	Establishments with 100 to 249 employees	—	X	X	X
	Establishments with 250 to 499 employees	—	X	X	X
	Establishments with 500 to 999 employees	—	X	X	X
	Establishments with 1,000 employees or more	—	X	X	X
623210	Residential mental retardation facilities				
	All establishments	13	196	920	3 765
	Establishments with 1 to 4 employees	1	X	X	X
	Establishments with 5 to 9 employees	3	X	X	X
	Establishments with 10 to 19 employees	7	X	X	X
	Establishments with 20 to 49 employees	2	X	X	X
	Establishments with 50 to 99 employees	—	X	X	X
	Establishments with 100 to 249 employees	—	X	X	X
	Establishments with 250 to 499 employees	—	X	X	X
	Establishments with 500 to 999 employees	—	X	X	X
	Establishments with 1,000 employees or more	—	X	X	X
624	Social assistance				
	All establishments	57	f	D	D
	Establishments with 1 to 4 employees	22	X	X	X
	Establishments with 5 to 9 employees	13	X	X	X
	Establishments with 10 to 19 employees	11	X	X	X
	Establishments with 20 to 49 employees	7	X	X	X
	Establishments with 50 to 99 employees	3	X	X	X
	Establishments with 100 to 249 employees	1	X	X	X
	Establishments with 250 to 499 employees	—	X	X	X
	Establishments with 500 to 999 employees	—	X	X	X
	Establishments with 1,000 employees or more	—	X	X	X

See footnotes at end of table.

Table 5. Establishments, Employees, and Payroll by Industry and Employment Size of Establishments by County: 2004—Con.

[Excludes most government employees, railroad employees, and self-employed persons. Size class 1 to 4 employees includes establishments having payroll, but no employees, during mid-March pay period. For meaning of abbreviations and symbols, see introductory text. For explanation of terms, see Appendix A. For statement on reliability, see the note at the end of the table and Appendix C]

NAICS code	Geography, kind of business, and employment size class	Establishments (number)	Paid employees for pay period including March 12 (number)	First-quarter payroll (\$1,000)	Annual payroll (\$1,000)
	HUNTERDON—Con.				
62	Health care and social assistance—Con.				
624	Social assistance—Con.				
6241	Individual and family services				
	All establishments	15	c	D	D
	Establishments with 1 to 4 employees	7	X	X	X
	Establishments with 5 to 9 employees	4	X	X	X
	Establishments with 10 to 19 employees	3	X	X	X
	Establishments with 20 to 49 employees	1	X	X	X
	Establishments with 50 to 99 employees	—	X	X	X
	Establishments with 100 to 249 employees	—	X	X	X
	Establishments with 250 to 499 employees	—	X	X	X
	Establishments with 500 to 999 employees	—	X	X	X
	Establishments with 1,000 employees or more	—	X	X	X
6244	Child day care services				
	All establishments	35	573	1 966	7 983
	Establishments with 1 to 4 employees	11	X	X	X
	Establishments with 5 to 9 employees	8	X	X	X
	Establishments with 10 to 19 employees	7	X	X	X
	Establishments with 20 to 49 employees	6	X	X	X
	Establishments with 50 to 99 employees	2	X	X	X
	Establishments with 100 to 249 employees	1	X	X	X
	Establishments with 250 to 499 employees	—	X	X	X
	Establishments with 500 to 999 employees	—	X	X	X
	Establishments with 1,000 employees or more	—	X	X	X
62441	Child day care services				
	All establishments	35	573	1 966	7 983
	Establishments with 1 to 4 employees	11	X	X	X
	Establishments with 5 to 9 employees	8	X	X	X
	Establishments with 10 to 19 employees	7	X	X	X
	Establishments with 20 to 49 employees	6	X	X	X
	Establishments with 50 to 99 employees	2	X	X	X
	Establishments with 100 to 249 employees	1	X	X	X
	Establishments with 250 to 499 employees	—	X	X	X
	Establishments with 500 to 999 employees	—	X	X	X
	Establishments with 1,000 employees or more	—	X	X	X
624410	Child day care services				
	All establishments	35	573	1 966	7 983
	Establishments with 1 to 4 employees	11	X	X	X
	Establishments with 5 to 9 employees	8	X	X	X
	Establishments with 10 to 19 employees	7	X	X	X
	Establishments with 20 to 49 employees	6	X	X	X
	Establishments with 50 to 99 employees	2	X	X	X
	Establishments with 100 to 249 employees	1	X	X	X
	Establishments with 250 to 499 employees	—	X	X	X
	Establishments with 500 to 999 employees	—	X	X	X
	Establishments with 1,000 employees or more	—	X	X	X
71	Arts, entertainment, and recreation				
	All establishments	55	700	2 244	11 104
	Establishments with 1 to 4 employees	34	X	X	X
	Establishments with 5 to 9 employees	8	X	X	X
	Establishments with 10 to 19 employees	5	X	X	X
	Establishments with 20 to 49 employees	6	X	X	X
	Establishments with 50 to 99 employees	1	X	X	X
	Establishments with 100 to 249 employees	—	X	X	X
	Establishments with 250 to 499 employees	1	X	X	X
	Establishments with 500 to 999 employees	—	X	X	X
	Establishments with 1,000 employees or more	—	X	X	X
713	Amusement, gambling, and recreation industries				
	All establishments	36	f	D	D
	Establishments with 1 to 4 employees	19	X	X	X
	Establishments with 5 to 9 employees	5	X	X	X
	Establishments with 10 to 19 employees	5	X	X	X
	Establishments with 20 to 49 employees	5	X	X	X
	Establishments with 50 to 99 employees	1	X	X	X
	Establishments with 100 to 249 employees	—	X	X	X
	Establishments with 250 to 499 employees	1	X	X	X
	Establishments with 500 to 999 employees	—	X	X	X
	Establishments with 1,000 employees or more	—	X	X	X
7139	Other amusement and recreation services				
	All establishments	35	f	D	D
	Establishments with 1 to 4 employees	19	X	X	X
	Establishments with 5 to 9 employees	5	X	X	X
	Establishments with 10 to 19 employees	5	X	X	X
	Establishments with 20 to 49 employees	4	X	X	X
	Establishments with 50 to 99 employees	1	X	X	X
	Establishments with 100 to 249 employees	—	X	X	X
	Establishments with 250 to 499 employees	1	X	X	X
	Establishments with 500 to 999 employees	—	X	X	X
	Establishments with 1,000 employees or more	—	X	X	X

See footnotes at end of table.

Table 5. Establishments, Employees, and Payroll by Industry and Employment Size of Establishments by County: 2004—Con.

[Excludes most government employees, railroad employees, and self-employed persons. Size class 1 to 4 employees includes establishments having payroll, but no employees, during mid-March pay period. For meaning of abbreviations and symbols, see introductory text. For explanation of terms, see Appendix A. For statement on reliability, see the note at the end of the table and Appendix C]

NAICS code	Geography, kind of business, and employment size class	Establishments (number)	Paid employees for pay period including March 12 (number)	First-quarter payroll (\$1,000)	Annual payroll (\$1,000)
	HUNTERDON—Con.				
71	Arts, entertainment, and recreation—Con.				
713	Amusement, gambling, and recreation industries—Con.				
7139	Other amusement and recreation services—Con.				
71391	Golf courses and country clubs				
	All establishments	5	160	719	4 277
	Establishments with 1 to 4 employees	1	X	X	X
	Establishments with 5 to 9 employees	—	X	X	X
	Establishments with 10 to 19 employees	—	X	X	X
	Establishments with 20 to 49 employees	3	X	X	X
	Establishments with 50 to 99 employees	1	X	X	X
	Establishments with 100 to 249 employees	—	X	X	X
	Establishments with 250 to 499 employees	—	X	X	X
	Establishments with 500 to 999 employees	—	X	X	X
	Establishments with 1,000 employees or more	—	X	X	X
713910	Golf courses and country clubs				
	All establishments	5	160	719	4 277
	Establishments with 1 to 4 employees	1	X	X	X
	Establishments with 5 to 9 employees	—	X	X	X
	Establishments with 10 to 19 employees	—	X	X	X
	Establishments with 20 to 49 employees	3	X	X	X
	Establishments with 50 to 99 employees	1	X	X	X
	Establishments with 100 to 249 employees	—	X	X	X
	Establishments with 250 to 499 employees	—	X	X	X
	Establishments with 500 to 999 employees	—	X	X	X
	Establishments with 1,000 employees or more	—	X	X	X
71394	Fitness and recreational sports centers				
	All establishments	22	402	926	4 296
	Establishments with 1 to 4 employees	14	X	X	X
	Establishments with 5 to 9 employees	4	X	X	X
	Establishments with 10 to 19 employees	2	X	X	X
	Establishments with 20 to 49 employees	1	X	X	X
	Establishments with 50 to 99 employees	—	X	X	X
	Establishments with 100 to 249 employees	—	X	X	X
	Establishments with 250 to 499 employees	1	X	X	X
	Establishments with 500 to 999 employees	—	X	X	X
	Establishments with 1,000 employees or more	—	X	X	X
713940	Fitness and recreational sports centers				
	All establishments	22	402	926	4 296
	Establishments with 1 to 4 employees	14	X	X	X
	Establishments with 5 to 9 employees	4	X	X	X
	Establishments with 10 to 19 employees	2	X	X	X
	Establishments with 20 to 49 employees	1	X	X	X
	Establishments with 50 to 99 employees	—	X	X	X
	Establishments with 100 to 249 employees	—	X	X	X
	Establishments with 250 to 499 employees	1	X	X	X
	Establishments with 500 to 999 employees	—	X	X	X
	Establishments with 1,000 employees or more	—	X	X	X
72	Accommodation and food services				
	All establishments	255	2 966	9 947	42 372
	Establishments with 1 to 4 employees	119	X	X	X
	Establishments with 5 to 9 employees	55	X	X	X
	Establishments with 10 to 19 employees	37	X	X	X
	Establishments with 20 to 49 employees	32	X	X	X
	Establishments with 50 to 99 employees	10	X	X	X
	Establishments with 100 to 249 employees	2	X	X	X
	Establishments with 250 to 499 employees	—	X	X	X
	Establishments with 500 to 999 employees	—	X	X	X
	Establishments with 1,000 employees or more	—	X	X	X
721	Accommodation				
	All establishments	18	232	938	4 252
	Establishments with 1 to 4 employees	10	X	X	X
	Establishments with 5 to 9 employees	2	X	X	X
	Establishments with 10 to 19 employees	—	X	X	X
	Establishments with 20 to 49 employees	5	X	X	X
	Establishments with 50 to 99 employees	1	X	X	X
	Establishments with 100 to 249 employees	—	X	X	X
	Establishments with 250 to 499 employees	—	X	X	X
	Establishments with 500 to 999 employees	—	X	X	X
	Establishments with 1,000 employees or more	—	X	X	X
7211	Traveler accommodation				
	All establishments	16	c	D	D
	Establishments with 1 to 4 employees	9	X	X	X
	Establishments with 5 to 9 employees	2	X	X	X
	Establishments with 10 to 19 employees	—	X	X	X
	Establishments with 20 to 49 employees	4	X	X	X
	Establishments with 50 to 99 employees	1	X	X	X
	Establishments with 100 to 249 employees	—	X	X	X
	Establishments with 250 to 499 employees	—	X	X	X
	Establishments with 500 to 999 employees	—	X	X	X
	Establishments with 1,000 employees or more	—	X	X	X

See footnotes at end of table.

Table 5. Establishments, Employees, and Payroll by Industry and Employment Size of Establishments by County: 2004—Con.

[Excludes most government employees, railroad employees, and self-employed persons. Size class 1 to 4 employees includes establishments having payroll, but no employees, during mid-March pay period. For meaning of abbreviations and symbols, see introductory text. For explanation of terms, see Appendix A. For statement on reliability, see the note at the end of the table and Appendix C]

NAICS code	Geography, kind of business, and employment size class	Establishments (number)	Paid employees for pay period including March 12 (number)	First-quarter payroll (\$1,000)	Annual payroll (\$1,000)
72	HUNTERDON—Con.				
	Accommodation and food services—Con.				
721	Accommodation—Con.				
7211	Traveler accommodation—Con.				
72111	Hotels (except casino hotels) and motels				
	All establishments	12	c	D	D
	Establishments with 1 to 4 employees	6	X	X	X
	Establishments with 5 to 9 employees	1	X	X	X
	Establishments with 10 to 19 employees	4	X	X	X
	Establishments with 20 to 49 employees	1	X	X	X
	Establishments with 50 to 99 employees	—	X	X	X
	Establishments with 100 to 249 employees	—	X	X	X
	Establishments with 250 to 499 employees	—	X	X	X
	Establishments with 500 to 999 employees	—	X	X	X
	Establishments with 1,000 employees or more	—	X	X	X
721110	Hotels (except casino hotels) and motels				
	All establishments	12	c	D	D
	Establishments with 1 to 4 employees	6	X	X	X
	Establishments with 5 to 9 employees	1	X	X	X
	Establishments with 10 to 19 employees	4	X	X	X
	Establishments with 20 to 49 employees	1	X	X	X
	Establishments with 50 to 99 employees	—	X	X	X
	Establishments with 100 to 249 employees	—	X	X	X
	Establishments with 250 to 499 employees	—	X	X	X
	Establishments with 500 to 999 employees	—	X	X	X
	Establishments with 1,000 employees or more	—	X	X	X
722	Food services and drinking places				
	All establishments	237	2 734	9 009	38 120
	Establishments with 1 to 4 employees	109	X	X	X
	Establishments with 5 to 9 employees	53	X	X	X
	Establishments with 10 to 19 employees	37	X	X	X
	Establishments with 20 to 49 employees	27	X	X	X
	Establishments with 50 to 99 employees	9	X	X	X
	Establishments with 100 to 249 employees	2	X	X	X
	Establishments with 250 to 499 employees	—	X	X	X
	Establishments with 500 to 999 employees	—	X	X	X
	Establishments with 1,000 employees or more	—	X	X	X
7221	Full-service restaurants				
	All establishments	105	1 786	5 974	24 999
	Establishments with 1 to 4 employees	27	X	X	X
	Establishments with 5 to 9 employees	30	X	X	X
	Establishments with 10 to 19 employees	22	X	X	X
	Establishments with 20 to 49 employees	18	X	X	X
	Establishments with 50 to 99 employees	6	X	X	X
	Establishments with 100 to 249 employees	2	X	X	X
	Establishments with 250 to 499 employees	—	X	X	X
	Establishments with 500 to 999 employees	—	X	X	X
	Establishments with 1,000 employees or more	—	X	X	X
72211	Full-service restaurants				
	All establishments	105	1 786	5 974	24 999
	Establishments with 1 to 4 employees	27	X	X	X
	Establishments with 5 to 9 employees	30	X	X	X
	Establishments with 10 to 19 employees	22	X	X	X
	Establishments with 20 to 49 employees	18	X	X	X
	Establishments with 50 to 99 employees	6	X	X	X
	Establishments with 100 to 249 employees	2	X	X	X
	Establishments with 250 to 499 employees	—	X	X	X
	Establishments with 500 to 999 employees	—	X	X	X
	Establishments with 1,000 employees or more	—	X	X	X
722110	Full-service restaurants				
	All establishments	105	1 786	5 974	24 999
	Establishments with 1 to 4 employees	27	X	X	X
	Establishments with 5 to 9 employees	30	X	X	X
	Establishments with 10 to 19 employees	22	X	X	X
	Establishments with 20 to 49 employees	18	X	X	X
	Establishments with 50 to 99 employees	6	X	X	X
	Establishments with 100 to 249 employees	2	X	X	X
	Establishments with 250 to 499 employees	—	X	X	X
	Establishments with 500 to 999 employees	—	X	X	X
	Establishments with 1,000 employees or more	—	X	X	X
7222	Limited-service eating places				
	All establishments	99	683	2 074	8 845
	Establishments with 1 to 4 employees	64	X	X	X
	Establishments with 5 to 9 employees	16	X	X	X
	Establishments with 10 to 19 employees	10	X	X	X
	Establishments with 20 to 49 employees	7	X	X	X
	Establishments with 50 to 99 employees	2	X	X	X
	Establishments with 100 to 249 employees	—	X	X	X
	Establishments with 250 to 499 employees	—	X	X	X
	Establishments with 500 to 999 employees	—	X	X	X
	Establishments with 1,000 employees or more	—	X	X	X

See footnotes at end of table.

Table 5. Establishments, Employees, and Payroll by Industry and Employment Size of Establishments by County: 2004—Con.

[Excludes most government employees, railroad employees, and self-employed persons. Size class 1 to 4 employees includes establishments having payroll, but no employees, during mid-March pay period. For meaning of abbreviations and symbols, see introductory text. For explanation of terms, see Appendix A. For statement on reliability, see the note at the end of the table and Appendix C]

NAICS code	Geography, kind of business, and employment size class	Establishments (number)	Paid employees for pay period including March 12 (number)	First-quarter payroll (\$1,000)	Annual payroll (\$1,000)
72	HUNTERDON—Con.				
	Accommodation and food services—Con.				
722	Food services and drinking places—Con.				
7222	Limited-service eating places—Con.				
72221	Limited-service eating places				
	All establishments	99	683	2 074	8 845
	Establishments with 1 to 4 employees	64	X	X	X
	Establishments with 5 to 9 employees	16	X	X	X
	Establishments with 10 to 19 employees	10	X	X	X
	Establishments with 20 to 49 employees	7	X	X	X
	Establishments with 50 to 99 employees	2	X	X	X
	Establishments with 100 to 249 employees	—	X	X	X
	Establishments with 250 to 499 employees	—	X	X	X
	Establishments with 500 to 999 employees	—	X	X	X
	Establishments with 1,000 employees or more	—	X	X	X
722211	Limited-service restaurants				
	All establishments	72	535	1 624	6 971
	Establishments with 1 to 4 employees	45	X	X	X
	Establishments with 5 to 9 employees	12	X	X	X
	Establishments with 10 to 19 employees	7	X	X	X
	Establishments with 20 to 49 employees	6	X	X	X
	Establishments with 50 to 99 employees	2	X	X	X
	Establishments with 100 to 249 employees	—	X	X	X
	Establishments with 250 to 499 employees	—	X	X	X
	Establishments with 500 to 999 employees	—	X	X	X
	Establishments with 1,000 employees or more	—	X	X	X
722213	Snack and nonalcoholic beverage bars				
	All establishments	25	c	D	D
	Establishments with 1 to 4 employees	17	X	X	X
	Establishments with 5 to 9 employees	4	X	X	X
	Establishments with 10 to 19 employees	3	X	X	X
	Establishments with 20 to 49 employees	1	X	X	X
	Establishments with 50 to 99 employees	—	X	X	X
	Establishments with 100 to 249 employees	—	X	X	X
	Establishments with 250 to 499 employees	—	X	X	X
	Establishments with 500 to 999 employees	—	X	X	X
	Establishments with 1,000 employees or more	—	X	X	X
7223	Special food services				
	All establishments	22	204	840	3 735
	Establishments with 1 to 4 employees	13	X	X	X
	Establishments with 5 to 9 employees	3	X	X	X
	Establishments with 10 to 19 employees	3	X	X	X
	Establishments with 20 to 49 employees	2	X	X	X
	Establishments with 50 to 99 employees	1	X	X	X
	Establishments with 100 to 249 employees	—	X	X	X
	Establishments with 250 to 499 employees	—	X	X	X
	Establishments with 500 to 999 employees	—	X	X	X
	Establishments with 1,000 employees or more	—	X	X	X
72231	Food service contractors				
	All establishments	17	189	813	3 496
	Establishments with 1 to 4 employees	8	X	X	X
	Establishments with 5 to 9 employees	3	X	X	X
	Establishments with 10 to 19 employees	3	X	X	X
	Establishments with 20 to 49 employees	2	X	X	X
	Establishments with 50 to 99 employees	1	X	X	X
	Establishments with 100 to 249 employees	—	X	X	X
	Establishments with 250 to 499 employees	—	X	X	X
	Establishments with 500 to 999 employees	—	X	X	X
	Establishments with 1,000 employees or more	—	X	X	X
722310	Food service contractors				
	All establishments	17	189	813	3 496
	Establishments with 1 to 4 employees	8	X	X	X
	Establishments with 5 to 9 employees	3	X	X	X
	Establishments with 10 to 19 employees	3	X	X	X
	Establishments with 20 to 49 employees	2	X	X	X
	Establishments with 50 to 99 employees	1	X	X	X
	Establishments with 100 to 249 employees	—	X	X	X
	Establishments with 250 to 499 employees	—	X	X	X
	Establishments with 500 to 999 employees	—	X	X	X
	Establishments with 1,000 employees or more	—	X	X	X
81	Other services (except public administration)				
	All establishments	366	2 202	11 217	47 256
	Establishments with 1 to 4 employees	232	X	X	X
	Establishments with 5 to 9 employees	77	X	X	X
	Establishments with 10 to 19 employees	37	X	X	X
	Establishments with 20 to 49 employees	17	X	X	X
	Establishments with 50 to 99 employees	2	X	X	X
	Establishments with 100 to 249 employees	1	X	X	X
	Establishments with 250 to 499 employees	—	X	X	X
	Establishments with 500 to 999 employees	—	X	X	X
	Establishments with 1,000 employees or more	—	X	X	X

See footnotes at end of table.

Table 5. Establishments, Employees, and Payroll by Industry and Employment Size of Establishments by County: 2004—Con.

[Excludes most government employees, railroad employees, and self-employed persons. Size class 1 to 4 employees includes establishments having payroll, but no employees, during mid-March pay period. For meaning of abbreviations and symbols, see introductory text. For explanation of terms, see Appendix A. For statement on reliability, see the note at the end of the table and Appendix C]

NAICS code	Geography, kind of business, and employment size class	Establishments (number)	Paid employees for pay period including March 12 (number)	First-quarter payroll (\$1,000)	Annual payroll (\$1,000)
	HUNTERDON—Con.				
81	Other services (except public administration)—Con.				
811	Repair and maintenance				
	All establishments	98	489	4 123	18 083
	Establishments with 1 to 4 employees	61	X	X	X
	Establishments with 5 to 9 employees	23	X	X	X
	Establishments with 10 to 19 employees	11	X	X	X
	Establishments with 20 to 49 employees	3	X	X	X
	Establishments with 50 to 99 employees	—	X	X	X
	Establishments with 100 to 249 employees	—	X	X	X
	Establishments with 250 to 499 employees	—	X	X	X
	Establishments with 500 to 999 employees	—	X	X	X
	Establishments with 1,000 employees or more	—	X	X	X
8111	Automotive repair and maintenance				
	All establishments	73	e	D	D
	Establishments with 1 to 4 employees	41	X	X	X
	Establishments with 5 to 9 employees	22	X	X	X
	Establishments with 10 to 19 employees	9	X	X	X
	Establishments with 20 to 49 employees	1	X	X	X
	Establishments with 50 to 99 employees	—	X	X	X
	Establishments with 100 to 249 employees	—	X	X	X
	Establishments with 250 to 499 employees	—	X	X	X
	Establishments with 500 to 999 employees	—	X	X	X
	Establishments with 1,000 employees or more	—	X	X	X
81111	Automotive mechanical and electrical repair and maintenance				
	All establishments	46	204	1 585	7 502
	Establishments with 1 to 4 employees	28	X	X	X
	Establishments with 5 to 9 employees	13	X	X	X
	Establishments with 10 to 19 employees	5	X	X	X
	Establishments with 20 to 49 employees	—	X	X	X
	Establishments with 50 to 99 employees	—	X	X	X
	Establishments with 100 to 249 employees	—	X	X	X
	Establishments with 250 to 499 employees	—	X	X	X
	Establishments with 500 to 999 employees	—	X	X	X
	Establishments with 1,000 employees or more	—	X	X	X
811111	General automotive repair				
	All establishments	42	197	1 546	7 383
	Establishments with 1 to 4 employees	24	X	X	X
	Establishments with 5 to 9 employees	13	X	X	X
	Establishments with 10 to 19 employees	5	X	X	X
	Establishments with 20 to 49 employees	—	X	X	X
	Establishments with 50 to 99 employees	—	X	X	X
	Establishments with 100 to 249 employees	—	X	X	X
	Establishments with 250 to 499 employees	—	X	X	X
	Establishments with 500 to 999 employees	—	X	X	X
	Establishments with 1,000 employees or more	—	X	X	X
81112	Automotive body, paint, interior, and glass repair				
	All establishments	22	120	1 266	5 087
	Establishments with 1 to 4 employees	11	X	X	X
	Establishments with 5 to 9 employees	8	X	X	X
	Establishments with 10 to 19 employees	3	X	X	X
	Establishments with 20 to 49 employees	—	X	X	X
	Establishments with 50 to 99 employees	—	X	X	X
	Establishments with 100 to 249 employees	—	X	X	X
	Establishments with 250 to 499 employees	—	X	X	X
	Establishments with 500 to 999 employees	—	X	X	X
	Establishments with 1,000 employees or more	—	X	X	X
811121	Automotive body, paint, and interior repair and maintenance				
	All establishments	19	115	1 218	4 870
	Establishments with 1 to 4 employees	8	X	X	X
	Establishments with 5 to 9 employees	8	X	X	X
	Establishments with 10 to 19 employees	3	X	X	X
	Establishments with 20 to 49 employees	—	X	X	X
	Establishments with 50 to 99 employees	—	X	X	X
	Establishments with 100 to 249 employees	—	X	X	X
	Establishments with 250 to 499 employees	—	X	X	X
	Establishments with 500 to 999 employees	—	X	X	X
	Establishments with 1,000 employees or more	—	X	X	X
812	Personal and laundry services				
	All establishments	148	784	3 180	14 632
	Establishments with 1 to 4 employees	98	X	X	X
	Establishments with 5 to 9 employees	29	X	X	X
	Establishments with 10 to 19 employees	11	X	X	X
	Establishments with 20 to 49 employees	9	X	X	X
	Establishments with 50 to 99 employees	1	X	X	X
	Establishments with 100 to 249 employees	—	X	X	X
	Establishments with 250 to 499 employees	—	X	X	X
	Establishments with 500 to 999 employees	—	X	X	X
	Establishments with 1,000 employees or more	—	X	X	X

See footnotes at end of table.

Table 5. Establishments, Employees, and Payroll by Industry and Employment Size of Establishments by County: 2004—Con.

[Excludes most government employees, railroad employees, and self-employed persons. Size class 1 to 4 employees includes establishments having payroll, but no employees, during mid-March pay period. For meaning of abbreviations and symbols, see introductory text. For explanation of terms, see Appendix A. For statement on reliability, see the note at the end of the table and Appendix C]

NAICS code	Geography, kind of business, and employment size class	Establishments (number)	Paid employees for pay period including March 12 (number)	First-quarter payroll (\$1,000)	Annual payroll (\$1,000)
	HUNTERDON—Con.				
81	Other services (except public administration)—Con.				
812	Personal and laundry services—Con.				
8121	Personal care services				
	All establishments	81	488	1 847	8 896
	Establishments with 1 to 4 employees	45	X	X	X
	Establishments with 5 to 9 employees	21	X	X	X
	Establishments with 10 to 19 employees	10	X	X	X
	Establishments with 20 to 49 employees	5	X	X	X
	Establishments with 50 to 99 employees	—	X	X	X
	Establishments with 100 to 249 employees	—	X	X	X
	Establishments with 250 to 499 employees	—	X	X	X
	Establishments with 500 to 999 employees	—	X	X	X
	Establishments with 1,000 employees or more	—	X	X	X
81211	Hair, nail, and skin care services				
	All establishments	74	443	1 797	8 622
	Establishments with 1 to 4 employees	41	X	X	X
	Establishments with 5 to 9 employees	19	X	X	X
	Establishments with 10 to 19 employees	10	X	X	X
	Establishments with 20 to 49 employees	4	X	X	X
	Establishments with 50 to 99 employees	—	X	X	X
	Establishments with 100 to 249 employees	—	X	X	X
	Establishments with 250 to 499 employees	—	X	X	X
	Establishments with 500 to 999 employees	—	X	X	X
	Establishments with 1,000 employees or more	—	X	X	X
812112	Beauty salons				
	All establishments	59	412	1 684	8 000
	Establishments with 1 to 4 employees	27	X	X	X
	Establishments with 5 to 9 employees	18	X	X	X
	Establishments with 10 to 19 employees	10	X	X	X
	Establishments with 20 to 49 employees	4	X	X	X
	Establishments with 50 to 99 employees	—	X	X	X
	Establishments with 100 to 249 employees	—	X	X	X
	Establishments with 250 to 499 employees	—	X	X	X
	Establishments with 500 to 999 employees	—	X	X	X
	Establishments with 1,000 employees or more	—	X	X	X
8123	Drycleaning and laundry services				
	All establishments	22	203	919	3 851
	Establishments with 1 to 4 employees	13	X	X	X
	Establishments with 5 to 9 employees	3	X	X	X
	Establishments with 10 to 19 employees	1	X	X	X
	Establishments with 20 to 49 employees	4	X	X	X
	Establishments with 50 to 99 employees	1	X	X	X
	Establishments with 100 to 249 employees	—	X	X	X
	Establishments with 250 to 499 employees	—	X	X	X
	Establishments with 500 to 999 employees	—	X	X	X
	Establishments with 1,000 employees or more	—	X	X	X
81232	Drycleaning and laundry services (except coin-operated)				
	All establishments	14	133	528	2 198
	Establishments with 1 to 4 employees	8	X	X	X
	Establishments with 5 to 9 employees	2	X	X	X
	Establishments with 10 to 19 employees	1	X	X	X
	Establishments with 20 to 49 employees	2	X	X	X
	Establishments with 50 to 99 employees	1	X	X	X
	Establishments with 100 to 249 employees	—	X	X	X
	Establishments with 250 to 499 employees	—	X	X	X
	Establishments with 500 to 999 employees	—	X	X	X
	Establishments with 1,000 employees or more	—	X	X	X
812320	Drycleaning and laundry services (except coin-operated)				
	All establishments	14	133	528	2 198
	Establishments with 1 to 4 employees	8	X	X	X
	Establishments with 5 to 9 employees	2	X	X	X
	Establishments with 10 to 19 employees	1	X	X	X
	Establishments with 20 to 49 employees	2	X	X	X
	Establishments with 50 to 99 employees	1	X	X	X
	Establishments with 100 to 249 employees	—	X	X	X
	Establishments with 250 to 499 employees	—	X	X	X
	Establishments with 500 to 999 employees	—	X	X	X
	Establishments with 1,000 employees or more	—	X	X	X
813	Religious, grantmaking, civic, professional, and similar organizations				
	All establishments	120	929	3 914	14 541
	Establishments with 1 to 4 employees	73	X	X	X
	Establishments with 5 to 9 employees	25	X	X	X
	Establishments with 10 to 19 employees	15	X	X	X
	Establishments with 20 to 49 employees	5	X	X	X
	Establishments with 50 to 99 employees	1	X	X	X
	Establishments with 100 to 249 employees	1	X	X	X
	Establishments with 250 to 499 employees	—	X	X	X
	Establishments with 500 to 999 employees	—	X	X	X
	Establishments with 1,000 employees or more	—	X	X	X

See footnotes at end of table.

Table 5. Establishments, Employees, and Payroll by Industry and Employment Size of Establishments by County: 2004—Con.

[Excludes most government employees, railroad employees, and self-employed persons. Size class 1 to 4 employees includes establishments having payroll, but no employees, during mid-March pay period. For meaning of abbreviations and symbols, see introductory text. For explanation of terms, see Appendix A. For statement on reliability, see the note at the end of the table and Appendix C]

NAICS code	Geography, kind of business, and employment size class	Establishments (number)	Paid employees for pay period including March 12 (number)	First-quarter payroll (\$1,000)	Annual payroll (\$1,000)
	HUNTERDON—Con.				
81	Other services (except public administration)—Con.				
813	Religious, grantmaking, civic, professional, and similar organizations—Con.				
8131	Religious organizations				
	All establishments	81	566	2 169	8 527
	Establishments with 1 to 4 employees	46	X	X	X
	Establishments with 5 to 9 employees	19	X	X	X
	Establishments with 10 to 19 employees	10	X	X	X
	Establishments with 20 to 49 employees	5	X	X	X
	Establishments with 50 to 99 employees	1	X	X	X
	Establishments with 100 to 249 employees	—	X	X	X
	Establishments with 250 to 499 employees	—	X	X	X
	Establishments with 500 to 999 employees	—	X	X	X
	Establishments with 1,000 employees or more	—	X	X	X
81311	Religious organizations				
	All establishments	81	566	2 169	8 527
	Establishments with 1 to 4 employees	46	X	X	X
	Establishments with 5 to 9 employees	19	X	X	X
	Establishments with 10 to 19 employees	10	X	X	X
	Establishments with 20 to 49 employees	5	X	X	X
	Establishments with 50 to 99 employees	1	X	X	X
	Establishments with 100 to 249 employees	—	X	X	X
	Establishments with 250 to 499 employees	—	X	X	X
	Establishments with 500 to 999 employees	—	X	X	X
	Establishments with 1,000 employees or more	—	X	X	X
813110	Religious organizations				
	All establishments	81	566	2 169	8 527
	Establishments with 1 to 4 employees	46	X	X	X
	Establishments with 5 to 9 employees	19	X	X	X
	Establishments with 10 to 19 employees	10	X	X	X
	Establishments with 20 to 49 employees	5	X	X	X
	Establishments with 50 to 99 employees	1	X	X	X
	Establishments with 100 to 249 employees	—	X	X	X
	Establishments with 250 to 499 employees	—	X	X	X
	Establishments with 500 to 999 employees	—	X	X	X
	Establishments with 1,000 employees or more	—	X	X	X
8134	Civic and social organizations				
	All establishments	7	252	713	2 836
	Establishments with 1 to 4 employees	4	X	X	X
	Establishments with 5 to 9 employees	1	X	X	X
	Establishments with 10 to 19 employees	1	X	X	X
	Establishments with 20 to 49 employees	—	X	X	X
	Establishments with 50 to 99 employees	—	X	X	X
	Establishments with 100 to 249 employees	1	X	X	X
	Establishments with 250 to 499 employees	—	X	X	X
	Establishments with 500 to 999 employees	—	X	X	X
	Establishments with 1,000 employees or more	—	X	X	X
81341	Civic and social organizations				
	All establishments	7	252	713	2 836
	Establishments with 1 to 4 employees	4	X	X	X
	Establishments with 5 to 9 employees	1	X	X	X
	Establishments with 10 to 19 employees	1	X	X	X
	Establishments with 20 to 49 employees	—	X	X	X
	Establishments with 50 to 99 employees	—	X	X	X
	Establishments with 100 to 249 employees	1	X	X	X
	Establishments with 250 to 499 employees	—	X	X	X
	Establishments with 500 to 999 employees	—	X	X	X
	Establishments with 1,000 employees or more	—	X	X	X
813410	Civic and social organizations				
	All establishments	7	252	713	2 836
	Establishments with 1 to 4 employees	4	X	X	X
	Establishments with 5 to 9 employees	1	X	X	X
	Establishments with 10 to 19 employees	1	X	X	X
	Establishments with 20 to 49 employees	—	X	X	X
	Establishments with 50 to 99 employees	—	X	X	X
	Establishments with 100 to 249 employees	1	X	X	X
	Establishments with 250 to 499 employees	—	X	X	X
	Establishments with 500 to 999 employees	—	X	X	X
	Establishments with 1,000 employees or more	—	X	X	X
99	Industries not classified				
	All establishments	37	b	D	D
	Establishments with 1 to 4 employees	36	X	X	X
	Establishments with 5 to 9 employees	1	X	X	X
	Establishments with 10 to 19 employees	—	X	X	X
	Establishments with 20 to 49 employees	—	X	X	X
	Establishments with 50 to 99 employees	—	X	X	X
	Establishments with 100 to 249 employees	—	X	X	X
	Establishments with 250 to 499 employees	—	X	X	X
	Establishments with 500 to 999 employees	—	X	X	X
	Establishments with 1,000 employees or more	—	X	X	X

See footnotes at end of table.

Table 5. Establishments, Employees, and Payroll by Industry and Employment Size of Establishments by County: 2004—Con.

[Excludes most government employees, railroad employees, and self-employed persons. Size class 1 to 4 employees includes establishments having payroll, but no employees, during mid-March pay period. For meaning of abbreviations and symbols, see introductory text. For explanation of terms, see Appendix A. For statement on reliability, see the note at the end of the table and Appendix C]

NAICS code	Geography, kind of business, and employment size class	Establishments (number)	Paid employees for pay period including March 12 (number)	First-quarter payroll (\$1,000)	Annual payroll (\$1,000)
	MERCER				
	Total for all sectors				
	All establishments	9 983	185 383	2 151 509	8 599 953
	Establishments with 1 to 4 employees	5 384	X	X	X
	Establishments with 5 to 9 employees	1 878	X	X	X
	Establishments with 10 to 19 employees	1 211	X	X	X
	Establishments with 20 to 49 employees	909	X	X	X
	Establishments with 50 to 99 employees	308	X	X	X
	Establishments with 100 to 249 employees	204	X	X	X
	Establishments with 250 to 499 employees	51	X	X	X
	Establishments with 500 to 999 employees	19	X	X	X
	Establishments with 1,000 employees or more	19	X	X	X
11	Forestry, fishing & hunting, and agricultural support services (NAICS 113-115)				
	All establishments	6	b	D	D
	Establishments with 1 to 4 employees	4	X	X	X
	Establishments with 5 to 9 employees	1	X	X	X
	Establishments with 10 to 19 employees	1	X	X	X
	Establishments with 20 to 49 employees	—	X	X	X
	Establishments with 50 to 99 employees	—	X	X	X
	Establishments with 100 to 249 employees	—	X	X	X
	Establishments with 250 to 499 employees	—	X	X	X
	Establishments with 500 to 999 employees	—	X	X	X
	Establishments with 1,000 employees or more	—	X	X	X
21	Mining				
	All establishments	2	b	D	D
	Establishments with 1 to 4 employees	—	X	X	X
	Establishments with 5 to 9 employees	1	X	X	X
	Establishments with 10 to 19 employees	—	X	X	X
	Establishments with 20 to 49 employees	1	X	X	X
	Establishments with 50 to 99 employees	—	X	X	X
	Establishments with 100 to 249 employees	—	X	X	X
	Establishments with 250 to 499 employees	—	X	X	X
	Establishments with 500 to 999 employees	—	X	X	X
	Establishments with 1,000 employees or more	—	X	X	X
22	Utilities				
	All establishments	11	633	12 069	49 115
	Establishments with 1 to 4 employees	3	X	X	X
	Establishments with 5 to 9 employees	2	X	X	X
	Establishments with 10 to 19 employees	—	X	X	X
	Establishments with 20 to 49 employees	1	X	X	X
	Establishments with 50 to 99 employees	3	X	X	X
	Establishments with 100 to 249 employees	1	X	X	X
	Establishments with 250 to 499 employees	1	X	X	X
	Establishments with 500 to 999 employees	—	X	X	X
	Establishments with 1,000 employees or more	—	X	X	X
221	Utilities				
	All establishments	11	633	12 069	49 115
	Establishments with 1 to 4 employees	3	X	X	X
	Establishments with 5 to 9 employees	2	X	X	X
	Establishments with 10 to 19 employees	—	X	X	X
	Establishments with 20 to 49 employees	1	X	X	X
	Establishments with 50 to 99 employees	3	X	X	X
	Establishments with 100 to 249 employees	1	X	X	X
	Establishments with 250 to 499 employees	1	X	X	X
	Establishments with 500 to 999 employees	—	X	X	X
	Establishments with 1,000 employees or more	—	X	X	X
2211	Electric power generation, transmission, and distribution				
	All establishments	8	f	D	D
	Establishments with 1 to 4 employees	3	X	X	X
	Establishments with 5 to 9 employees	1	X	X	X
	Establishments with 10 to 19 employees	—	X	X	X
	Establishments with 20 to 49 employees	—	X	X	X
	Establishments with 50 to 99 employees	2	X	X	X
	Establishments with 100 to 249 employees	1	X	X	X
	Establishments with 250 to 499 employees	1	X	X	X
	Establishments with 500 to 999 employees	—	X	X	X
	Establishments with 1,000 employees or more	—	X	X	X
22112	Electric power transmission, control, and distribution				
	All establishments	4	e	D	D
	Establishments with 1 to 4 employees	1	X	X	X
	Establishments with 5 to 9 employees	—	X	X	X
	Establishments with 10 to 19 employees	—	X	X	X
	Establishments with 20 to 49 employees	—	X	X	X
	Establishments with 50 to 99 employees	1	X	X	X
	Establishments with 100 to 249 employees	1	X	X	X
	Establishments with 250 to 499 employees	1	X	X	X
	Establishments with 500 to 999 employees	—	X	X	X
	Establishments with 1,000 employees or more	—	X	X	X

See footnotes at end of table.

Table 5. Establishments, Employees, and Payroll by Industry and Employment Size of Establishments by County: 2004—Con.

[Excludes most government employees, railroad employees, and self-employed persons. Size class 1 to 4 employees includes establishments having payroll, but no employees, during mid-March pay period. For meaning of abbreviations and symbols, see introductory text. For explanation of terms, see Appendix A. For statement on reliability, see the note at the end of the table and Appendix C]

NAICS code	Geography, kind of business, and employment size class	Establishments (number)	Paid employees for pay period including March 12 (number)	First-quarter payroll (\$1,000)	Annual payroll (\$1,000)
22	MERCER—Con.				
	Utilities—Con.				
221	Utilities—Con.				
2211	Electric power generation, transmission, and distribution—Con.				
22112	Electric power transmission, control, and distribution—Con.				
221122	Electric power distribution				
	All establishments	4	e	D	D
	Establishments with 1 to 4 employees	1	X	X	X
	Establishments with 5 to 9 employees	—	X	X	X
	Establishments with 10 to 19 employees	—	X	X	X
	Establishments with 20 to 49 employees	—	X	X	X
	Establishments with 50 to 99 employees	1	X	X	X
	Establishments with 100 to 249 employees	1	X	X	X
	Establishments with 250 to 499 employees	1	X	X	X
	Establishments with 500 to 999 employees	—	X	X	X
	Establishments with 1,000 employees or more	—	X	X	X
23	Construction				
	All establishments	761	5 660	62 902	297 122
	Establishments with 1 to 4 employees	512	X	X	X
	Establishments with 5 to 9 employees	138	X	X	X
	Establishments with 10 to 19 employees	59	X	X	X
	Establishments with 20 to 49 employees	34	X	X	X
	Establishments with 50 to 99 employees	9	X	X	X
	Establishments with 100 to 249 employees	7	X	X	X
	Establishments with 250 to 499 employees	2	X	X	X
	Establishments with 500 to 999 employees	—	X	X	X
	Establishments with 1,000 employees or more	—	X	X	X
236	Construction of buildings				
	All establishments	234	1 766	24 231	99 268
	Establishments with 1 to 4 employees	170	X	X	X
	Establishments with 5 to 9 employees	37	X	X	X
	Establishments with 10 to 19 employees	14	X	X	X
	Establishments with 20 to 49 employees	8	X	X	X
	Establishments with 50 to 99 employees	2	X	X	X
	Establishments with 100 to 249 employees	1	X	X	X
	Establishments with 250 to 499 employees	2	X	X	X
	Establishments with 500 to 999 employees	—	X	X	X
	Establishments with 1,000 employees or more	—	X	X	X
2361	Residential building construction				
	All establishments	187	720	6 450	29 961
	Establishments with 1 to 4 employees	148	X	X	X
	Establishments with 5 to 9 employees	26	X	X	X
	Establishments with 10 to 19 employees	10	X	X	X
	Establishments with 20 to 49 employees	1	X	X	X
	Establishments with 50 to 99 employees	1	X	X	X
	Establishments with 100 to 249 employees	1	X	X	X
	Establishments with 250 to 499 employees	—	X	X	X
	Establishments with 500 to 999 employees	—	X	X	X
	Establishments with 1,000 employees or more	—	X	X	X
23611	Residential building construction				
	All establishments	187	720	6 450	29 961
	Establishments with 1 to 4 employees	148	X	X	X
	Establishments with 5 to 9 employees	26	X	X	X
	Establishments with 10 to 19 employees	10	X	X	X
	Establishments with 20 to 49 employees	1	X	X	X
	Establishments with 50 to 99 employees	1	X	X	X
	Establishments with 100 to 249 employees	1	X	X	X
	Establishments with 250 to 499 employees	—	X	X	X
	Establishments with 500 to 999 employees	—	X	X	X
	Establishments with 1,000 employees or more	—	X	X	X
236115	New single-family housing construction (except operative builders)				
	All establishments	68	c	D	D
	Establishments with 1 to 4 employees	53	X	X	X
	Establishments with 5 to 9 employees	12	X	X	X
	Establishments with 10 to 19 employees	3	X	X	X
	Establishments with 20 to 49 employees	—	X	X	X
	Establishments with 50 to 99 employees	—	X	X	X
	Establishments with 100 to 249 employees	—	X	X	X
	Establishments with 250 to 499 employees	—	X	X	X
	Establishments with 500 to 999 employees	—	X	X	X
	Establishments with 1,000 employees or more	—	X	X	X
236117	New housing operative builders				
	All establishments	11	216	2 175	11 335
	Establishments with 1 to 4 employees	6	X	X	X
	Establishments with 5 to 9 employees	2	X	X	X
	Establishments with 10 to 19 employees	—	X	X	X
	Establishments with 20 to 49 employees	1	X	X	X
	Establishments with 50 to 99 employees	1	X	X	X
	Establishments with 100 to 249 employees	1	X	X	X
	Establishments with 250 to 499 employees	—	X	X	X
	Establishments with 500 to 999 employees	—	X	X	X
	Establishments with 1,000 employees or more	—	X	X	X

See footnotes at end of table.

Table 5. Establishments, Employees, and Payroll by Industry and Employment Size of Establishments by County: 2004—Con.

[Excludes most government employees, railroad employees, and self-employed persons. Size class 1 to 4 employees includes establishments having payroll, but no employees, during mid-March pay period. For meaning of abbreviations and symbols, see introductory text. For explanation of terms, see Appendix A. For statement on reliability, see the note at the end of the table and Appendix C]

NAICS code	Geography, kind of business, and employment size class	Establishments (number)	Paid employees for pay period including March 12 (number)	First-quarter payroll (\$1,000)	Annual payroll (\$1,000)
23	MERCER—Con.				
	Construction—Con.				
236	Construction of buildings—Con.				
2361	Residential building construction—Con.				
23611	Residential building construction—Con.				
236118	Residential remodelers				
	All establishments	106	304	2 471	11 018
	Establishments with 1 to 4 employees	87	X	X	X
	Establishments with 5 to 9 employees	12	X	X	X
	Establishments with 10 to 19 employees	7	X	X	X
	Establishments with 20 to 49 employees	—	X	X	X
	Establishments with 50 to 99 employees	—	X	X	X
	Establishments with 100 to 249 employees	—	X	X	X
	Establishments with 250 to 499 employees	—	X	X	X
	Establishments with 500 to 999 employees	—	X	X	X
	Establishments with 1,000 employees or more	—	X	X	X
2362	Nonresidential building construction				
	All establishments	47	1 046	17 781	69 307
	Establishments with 1 to 4 employees	22	X	X	X
	Establishments with 5 to 9 employees	11	X	X	X
	Establishments with 10 to 19 employees	4	X	X	X
	Establishments with 20 to 49 employees	7	X	X	X
	Establishments with 50 to 99 employees	1	X	X	X
	Establishments with 100 to 249 employees	—	X	X	X
	Establishments with 250 to 499 employees	2	X	X	X
	Establishments with 500 to 999 employees	—	X	X	X
	Establishments with 1,000 employees or more	—	X	X	X
23622	Commercial and institutional building construction				
	All establishments	46	g	D	D
	Establishments with 1 to 4 employees	22	X	X	X
	Establishments with 5 to 9 employees	11	X	X	X
	Establishments with 10 to 19 employees	3	X	X	X
	Establishments with 20 to 49 employees	7	X	X	X
	Establishments with 50 to 99 employees	1	X	X	X
	Establishments with 100 to 249 employees	—	X	X	X
	Establishments with 250 to 499 employees	2	X	X	X
	Establishments with 500 to 999 employees	—	X	X	X
	Establishments with 1,000 employees or more	—	X	X	X
236220	Commercial and institutional building construction				
	All establishments	46	g	D	D
	Establishments with 1 to 4 employees	22	X	X	X
	Establishments with 5 to 9 employees	11	X	X	X
	Establishments with 10 to 19 employees	3	X	X	X
	Establishments with 20 to 49 employees	7	X	X	X
	Establishments with 50 to 99 employees	1	X	X	X
	Establishments with 100 to 249 employees	—	X	X	X
	Establishments with 250 to 499 employees	2	X	X	X
	Establishments with 500 to 999 employees	—	X	X	X
	Establishments with 1,000 employees or more	—	X	X	X
237	Heavy and civil engineering construction				
	All establishments	29	638	7 583	40 316
	Establishments with 1 to 4 employees	11	X	X	X
	Establishments with 5 to 9 employees	8	X	X	X
	Establishments with 10 to 19 employees	6	X	X	X
	Establishments with 20 to 49 employees	1	X	X	X
	Establishments with 50 to 99 employees	1	X	X	X
	Establishments with 100 to 249 employees	2	X	X	X
	Establishments with 250 to 499 employees	—	X	X	X
	Establishments with 500 to 999 employees	—	X	X	X
	Establishments with 1,000 employees or more	—	X	X	X
2371	Utility system construction				
	All establishments	14	340	4 697	24 689
	Establishments with 1 to 4 employees	5	X	X	X
	Establishments with 5 to 9 employees	4	X	X	X
	Establishments with 10 to 19 employees	2	X	X	X
	Establishments with 20 to 49 employees	1	X	X	X
	Establishments with 50 to 99 employees	1	X	X	X
	Establishments with 100 to 249 employees	1	X	X	X
	Establishments with 250 to 499 employees	—	X	X	X
	Establishments with 500 to 999 employees	—	X	X	X
	Establishments with 1,000 employees or more	—	X	X	X
23711	Water and sewer line and related structures construction				
	All establishments	9	207	3 158	16 855
	Establishments with 1 to 4 employees	4	X	X	X
	Establishments with 5 to 9 employees	3	X	X	X
	Establishments with 10 to 19 employees	1	X	X	X
	Establishments with 20 to 49 employees	—	X	X	X
	Establishments with 50 to 99 employees	—	X	X	X
	Establishments with 100 to 249 employees	1	X	X	X
	Establishments with 250 to 499 employees	—	X	X	X
	Establishments with 500 to 999 employees	—	X	X	X
	Establishments with 1,000 employees or more	—	X	X	X

See footnotes at end of table.

Table 5. Establishments, Employees, and Payroll by Industry and Employment Size of Establishments by County: 2004—Con.

[Excludes most government employees, railroad employees, and self-employed persons. Size class 1 to 4 employees includes establishments having payroll, but no employees, during mid-March pay period. For meaning of abbreviations and symbols, see introductory text. For explanation of terms, see Appendix A. For statement on reliability, see the note at the end of the table and Appendix C]

NAICS code	Geography, kind of business, and employment size class	Establishments (number)	Paid employees for pay period including March 12 (number)	First-quarter payroll (\$1,000)	Annual payroll (\$1,000)
23	MERCER—Con.				
	Construction—Con.				
237	Heavy and civil engineering construction—Con.				
2371	Utility system construction—Con.				
23711	Water and sewer line and related structures construction—Con.				
237110	Water and sewer line and related structures construction				
	All establishments	9	207	3 158	16 855
	Establishments with 1 to 4 employees	4	X	X	X
	Establishments with 5 to 9 employees	3	X	X	X
	Establishments with 10 to 19 employees	1	X	X	X
	Establishments with 20 to 49 employees	—	X	X	X
	Establishments with 50 to 99 employees	—	X	X	X
	Establishments with 100 to 249 employees	1	X	X	X
	Establishments with 250 to 499 employees	—	X	X	X
	Establishments with 500 to 999 employees	—	X	X	X
	Establishments with 1,000 employees or more	—	X	X	X
23713	Power and communication line and related structures construction				
	All establishments	4	c	D	D
	Establishments with 1 to 4 employees	—	X	X	X
	Establishments with 5 to 9 employees	1	X	X	X
	Establishments with 10 to 19 employees	1	X	X	X
	Establishments with 20 to 49 employees	1	X	X	X
	Establishments with 50 to 99 employees	1	X	X	X
	Establishments with 100 to 249 employees	—	X	X	X
	Establishments with 250 to 499 employees	—	X	X	X
	Establishments with 500 to 999 employees	—	X	X	X
	Establishments with 1,000 employees or more	—	X	X	X
237130	Power and communication line and related structures construction				
	All establishments	4	c	D	D
	Establishments with 1 to 4 employees	—	X	X	X
	Establishments with 5 to 9 employees	1	X	X	X
	Establishments with 10 to 19 employees	1	X	X	X
	Establishments with 20 to 49 employees	1	X	X	X
	Establishments with 50 to 99 employees	1	X	X	X
	Establishments with 100 to 249 employees	—	X	X	X
	Establishments with 250 to 499 employees	—	X	X	X
	Establishments with 500 to 999 employees	—	X	X	X
	Establishments with 1,000 employees or more	—	X	X	X
2373	Highway, street, and bridge construction				
	All establishments	10	265	2 543	14 090
	Establishments with 1 to 4 employees	3	X	X	X
	Establishments with 5 to 9 employees	4	X	X	X
	Establishments with 10 to 19 employees	2	X	X	X
	Establishments with 20 to 49 employees	—	X	X	X
	Establishments with 50 to 99 employees	—	X	X	X
	Establishments with 100 to 249 employees	1	X	X	X
	Establishments with 250 to 499 employees	—	X	X	X
	Establishments with 500 to 999 employees	—	X	X	X
	Establishments with 1,000 employees or more	—	X	X	X
23731	Highway, street, and bridge construction				
	All establishments	10	265	2 543	14 090
	Establishments with 1 to 4 employees	3	X	X	X
	Establishments with 5 to 9 employees	4	X	X	X
	Establishments with 10 to 19 employees	2	X	X	X
	Establishments with 20 to 49 employees	—	X	X	X
	Establishments with 50 to 99 employees	—	X	X	X
	Establishments with 100 to 249 employees	1	X	X	X
	Establishments with 250 to 499 employees	—	X	X	X
	Establishments with 500 to 999 employees	—	X	X	X
	Establishments with 1,000 employees or more	—	X	X	X
237310	Highway, street, and bridge construction				
	All establishments	10	265	2 543	14 090
	Establishments with 1 to 4 employees	3	X	X	X
	Establishments with 5 to 9 employees	4	X	X	X
	Establishments with 10 to 19 employees	2	X	X	X
	Establishments with 20 to 49 employees	—	X	X	X
	Establishments with 50 to 99 employees	—	X	X	X
	Establishments with 100 to 249 employees	1	X	X	X
	Establishments with 250 to 499 employees	—	X	X	X
	Establishments with 500 to 999 employees	—	X	X	X
	Establishments with 1,000 employees or more	—	X	X	X
238	Specialty trade contractors				
	All establishments	498	3 256	31 088	157 538
	Establishments with 1 to 4 employees	331	X	X	X
	Establishments with 5 to 9 employees	93	X	X	X
	Establishments with 10 to 19 employees	39	X	X	X
	Establishments with 20 to 49 employees	25	X	X	X
	Establishments with 50 to 99 employees	6	X	X	X
	Establishments with 100 to 249 employees	4	X	X	X
	Establishments with 250 to 499 employees	—	X	X	X
	Establishments with 500 to 999 employees	—	X	X	X
	Establishments with 1,000 employees or more	—	X	X	X

See footnotes at end of table.

Table 5. Establishments, Employees, and Payroll by Industry and Employment Size of Establishments by County: 2004—Con.

[Excludes most government employees, railroad employees, and self-employed persons. Size class 1 to 4 employees includes establishments having payroll, but no employees, during mid-March pay period. For meaning of abbreviations and symbols, see introductory text. For explanation of terms, see Appendix A. For statement on reliability, see the note at the end of the table and Appendix C]

NAICS code	Geography, kind of business, and employment size class	Establishments (number)	Paid employees for pay period including March 12 (number)	First-quarter payroll (\$1,000)	Annual payroll (\$1,000)
	MERCER—Con.				
23	Construction—Con.				
238	Specialty trade contractors—Con.				
2381	Foundation, structure, and building exterior contractors				
	All establishments	101	577	4 820	27 126
	Establishments with 1 to 4 employees	65	X	X	X
	Establishments with 5 to 9 employees	25	X	X	X
	Establishments with 10 to 19 employees	7	X	X	X
	Establishments with 20 to 49 employees	1	X	X	X
	Establishments with 50 to 99 employees	3	X	X	X
	Establishments with 100 to 249 employees	—	X	X	X
	Establishments with 250 to 499 employees	—	X	X	X
	Establishments with 500 to 999 employees	—	X	X	X
	Establishments with 1,000 employees or more	—	X	X	X
23811	Poured concrete foundation and structure contractors				
	All establishments	14	138	1 247	6 776
	Establishments with 1 to 4 employees	8	X	X	X
	Establishments with 5 to 9 employees	4	X	X	X
	Establishments with 10 to 19 employees	1	X	X	X
	Establishments with 20 to 49 employees	—	X	X	X
	Establishments with 50 to 99 employees	1	X	X	X
	Establishments with 100 to 249 employees	—	X	X	X
	Establishments with 250 to 499 employees	—	X	X	X
	Establishments with 500 to 999 employees	—	X	X	X
	Establishments with 1,000 employees or more	—	X	X	X
238110	Poured concrete foundation and structure contractors				
	All establishments	14	138	1 247	6 776
	Establishments with 1 to 4 employees	8	X	X	X
	Establishments with 5 to 9 employees	4	X	X	X
	Establishments with 10 to 19 employees	1	X	X	X
	Establishments with 20 to 49 employees	—	X	X	X
	Establishments with 50 to 99 employees	1	X	X	X
	Establishments with 100 to 249 employees	—	X	X	X
	Establishments with 250 to 499 employees	—	X	X	X
	Establishments with 500 to 999 employees	—	X	X	X
	Establishments with 1,000 employees or more	—	X	X	X
23816	Roofing contractors				
	All establishments	24	152	1 223	7 478
	Establishments with 1 to 4 employees	10	X	X	X
	Establishments with 5 to 9 employees	12	X	X	X
	Establishments with 10 to 19 employees	1	X	X	X
	Establishments with 20 to 49 employees	—	X	X	X
	Establishments with 50 to 99 employees	1	X	X	X
	Establishments with 100 to 249 employees	—	X	X	X
	Establishments with 250 to 499 employees	—	X	X	X
	Establishments with 500 to 999 employees	—	X	X	X
	Establishments with 1,000 employees or more	—	X	X	X
238160	Roofing contractors				
	All establishments	24	152	1 223	7 478
	Establishments with 1 to 4 employees	10	X	X	X
	Establishments with 5 to 9 employees	12	X	X	X
	Establishments with 10 to 19 employees	1	X	X	X
	Establishments with 20 to 49 employees	—	X	X	X
	Establishments with 50 to 99 employees	1	X	X	X
	Establishments with 100 to 249 employees	—	X	X	X
	Establishments with 250 to 499 employees	—	X	X	X
	Establishments with 500 to 999 employees	—	X	X	X
	Establishments with 1,000 employees or more	—	X	X	X
23819	Other foundation, structure, and building exterior contractors				
	All establishments	5	108	887	4 233
	Establishments with 1 to 4 employees	1	X	X	X
	Establishments with 5 to 9 employees	1	X	X	X
	Establishments with 10 to 19 employees	2	X	X	X
	Establishments with 20 to 49 employees	—	X	X	X
	Establishments with 50 to 99 employees	1	X	X	X
	Establishments with 100 to 249 employees	—	X	X	X
	Establishments with 250 to 499 employees	—	X	X	X
	Establishments with 500 to 999 employees	—	X	X	X
	Establishments with 1,000 employees or more	—	X	X	X
238190	Other foundation, structure, and building exterior contractors				
	All establishments	5	108	887	4 233
	Establishments with 1 to 4 employees	1	X	X	X
	Establishments with 5 to 9 employees	1	X	X	X
	Establishments with 10 to 19 employees	2	X	X	X
	Establishments with 20 to 49 employees	—	X	X	X
	Establishments with 50 to 99 employees	1	X	X	X
	Establishments with 100 to 249 employees	—	X	X	X
	Establishments with 250 to 499 employees	—	X	X	X
	Establishments with 500 to 999 employees	—	X	X	X
	Establishments with 1,000 employees or more	—	X	X	X

See footnotes at end of table.

Table 5. Establishments, Employees, and Payroll by Industry and Employment Size of Establishments by County: 2004—Con.

[Excludes most government employees, railroad employees, and self-employed persons. Size class 1 to 4 employees includes establishments having payroll, but no employees, during mid-March pay period. For meaning of abbreviations and symbols, see introductory text. For explanation of terms, see Appendix A. For statement on reliability, see the note at the end of the table and Appendix C]

NAICS code	Geography, kind of business, and employment size class	Establishments (number)	Paid employees for pay period including March 12 (number)	First-quarter payroll (\$1,000)	Annual payroll (\$1,000)
	MERCER—Con.				
23	Construction—Con.				
238	Specialty trade contractors—Con.				
2382	Building equipment contractors				
	All establishments	196	1 576	18 153	84 310
	Establishments with 1 to 4 employees	121	X	X	X
	Establishments with 5 to 9 employees	39	X	X	X
	Establishments with 10 to 19 employees	16	X	X	X
	Establishments with 20 to 49 employees	16	X	X	X
	Establishments with 50 to 99 employees	1	X	X	X
	Establishments with 100 to 249 employees	3	X	X	X
	Establishments with 250 to 499 employees	—	X	X	X
	Establishments with 500 to 999 employees	—	X	X	X
	Establishments with 1,000 employees or more	—	X	X	X
23821	Electrical Contractors				
	All establishments	82	725	9 468	44 673
	Establishments with 1 to 4 employees	47	X	X	X
	Establishments with 5 to 9 employees	18	X	X	X
	Establishments with 10 to 19 employees	7	X	X	X
	Establishments with 20 to 49 employees	8	X	X	X
	Establishments with 50 to 99 employees	—	X	X	X
	Establishments with 100 to 249 employees	2	X	X	X
	Establishments with 250 to 499 employees	—	X	X	X
	Establishments with 500 to 999 employees	—	X	X	X
	Establishments with 1,000 employees or more	—	X	X	X
238210	Electrical Contractors				
	All establishments	82	725	9 468	44 673
	Establishments with 1 to 4 employees	47	X	X	X
	Establishments with 5 to 9 employees	18	X	X	X
	Establishments with 10 to 19 employees	7	X	X	X
	Establishments with 20 to 49 employees	8	X	X	X
	Establishments with 50 to 99 employees	—	X	X	X
	Establishments with 100 to 249 employees	2	X	X	X
	Establishments with 250 to 499 employees	—	X	X	X
	Establishments with 500 to 999 employees	—	X	X	X
	Establishments with 1,000 employees or more	—	X	X	X
23822	Plumbing, heating, and air-conditioning contractors				
	All establishments	106	700	6 674	32 170
	Establishments with 1 to 4 employees	71	X	X	X
	Establishments with 5 to 9 employees	20	X	X	X
	Establishments with 10 to 19 employees	8	X	X	X
	Establishments with 20 to 49 employees	5	X	X	X
	Establishments with 50 to 99 employees	1	X	X	X
	Establishments with 100 to 249 employees	1	X	X	X
	Establishments with 250 to 499 employees	—	X	X	X
	Establishments with 500 to 999 employees	—	X	X	X
	Establishments with 1,000 employees or more	—	X	X	X
238220	Plumbing, heating, and air-conditioning contractors				
	All establishments	106	700	6 674	32 170
	Establishments with 1 to 4 employees	71	X	X	X
	Establishments with 5 to 9 employees	20	X	X	X
	Establishments with 10 to 19 employees	8	X	X	X
	Establishments with 20 to 49 employees	5	X	X	X
	Establishments with 50 to 99 employees	1	X	X	X
	Establishments with 100 to 249 employees	1	X	X	X
	Establishments with 250 to 499 employees	—	X	X	X
	Establishments with 500 to 999 employees	—	X	X	X
	Establishments with 1,000 employees or more	—	X	X	X
23829	Other building equipment contractors				
	All establishments	8	151	2 011	7 467
	Establishments with 1 to 4 employees	3	X	X	X
	Establishments with 5 to 9 employees	1	X	X	X
	Establishments with 10 to 19 employees	1	X	X	X
	Establishments with 20 to 49 employees	3	X	X	X
	Establishments with 50 to 99 employees	—	X	X	X
	Establishments with 100 to 249 employees	—	X	X	X
	Establishments with 250 to 499 employees	—	X	X	X
	Establishments with 500 to 999 employees	—	X	X	X
	Establishments with 1,000 employees or more	—	X	X	X
238290	Other building equipment contractors				
	All establishments	8	151	2 011	7 467
	Establishments with 1 to 4 employees	3	X	X	X
	Establishments with 5 to 9 employees	1	X	X	X
	Establishments with 10 to 19 employees	1	X	X	X
	Establishments with 20 to 49 employees	3	X	X	X
	Establishments with 50 to 99 employees	—	X	X	X
	Establishments with 100 to 249 employees	—	X	X	X
	Establishments with 250 to 499 employees	—	X	X	X
	Establishments with 500 to 999 employees	—	X	X	X
	Establishments with 1,000 employees or more	—	X	X	X

See footnotes at end of table.

Table 5. Establishments, Employees, and Payroll by Industry and Employment Size of Establishments by County: 2004—Con.

[Excludes most government employees, railroad employees, and self-employed persons. Size class 1 to 4 employees includes establishments having payroll, but no employees, during mid-March pay period. For meaning of abbreviations and symbols, see introductory text. For explanation of terms, see Appendix A. For statement on reliability, see the note at the end of the table and Appendix C]

NAICS code	Geography, kind of business, and employment size class	Establishments (number)	Paid employees for pay period including March 12 (number)	First-quarter payroll (\$1,000)	Annual payroll (\$1,000)
	MERCER—Con.				
23	Construction—Con.				
238	Specialty trade contractors—Con.				
2383	Building finishing contractors				
	All establishments	143	586	5 322	26 347
	Establishments with 1 to 4 employees	104	X	X	X
	Establishments with 5 to 9 employees	22	X	X	X
	Establishments with 10 to 19 employees	11	X	X	X
	Establishments with 20 to 49 employees	6	X	X	X
	Establishments with 50 to 99 employees	—	X	X	X
	Establishments with 100 to 249 employees	—	X	X	X
	Establishments with 250 to 499 employees	—	X	X	X
	Establishments with 500 to 999 employees	—	X	X	X
	Establishments with 1,000 employees or more	—	X	X	X
23832	Painting and wall covering contractors				
	All establishments	56	208	1 643	7 983
	Establishments with 1 to 4 employees	42	X	X	X
	Establishments with 5 to 9 employees	10	X	X	X
	Establishments with 10 to 19 employees	2	X	X	X
	Establishments with 20 to 49 employees	2	X	X	X
	Establishments with 50 to 99 employees	—	X	X	X
	Establishments with 100 to 249 employees	—	X	X	X
	Establishments with 250 to 499 employees	—	X	X	X
	Establishments with 500 to 999 employees	—	X	X	X
	Establishments with 1,000 employees or more	—	X	X	X
238320	Painting and wall covering contractors				
	All establishments	56	208	1 643	7 983
	Establishments with 1 to 4 employees	42	X	X	X
	Establishments with 5 to 9 employees	10	X	X	X
	Establishments with 10 to 19 employees	2	X	X	X
	Establishments with 20 to 49 employees	2	X	X	X
	Establishments with 50 to 99 employees	—	X	X	X
	Establishments with 100 to 249 employees	—	X	X	X
	Establishments with 250 to 499 employees	—	X	X	X
	Establishments with 500 to 999 employees	—	X	X	X
	Establishments with 1,000 employees or more	—	X	X	X
23835	Finish carpentry contractors				
	All establishments	43	168	1 435	7 047
	Establishments with 1 to 4 employees	33	X	X	X
	Establishments with 5 to 9 employees	5	X	X	X
	Establishments with 10 to 19 employees	4	X	X	X
	Establishments with 20 to 49 employees	1	X	X	X
	Establishments with 50 to 99 employees	—	X	X	X
	Establishments with 100 to 249 employees	—	X	X	X
	Establishments with 250 to 499 employees	—	X	X	X
	Establishments with 500 to 999 employees	—	X	X	X
	Establishments with 1,000 employees or more	—	X	X	X
238350	Finish carpentry contractors				
	All establishments	43	168	1 435	7 047
	Establishments with 1 to 4 employees	33	X	X	X
	Establishments with 5 to 9 employees	5	X	X	X
	Establishments with 10 to 19 employees	4	X	X	X
	Establishments with 20 to 49 employees	1	X	X	X
	Establishments with 50 to 99 employees	—	X	X	X
	Establishments with 100 to 249 employees	—	X	X	X
	Establishments with 250 to 499 employees	—	X	X	X
	Establishments with 500 to 999 employees	—	X	X	X
	Establishments with 1,000 employees or more	—	X	X	X
2389	Other specialty trade contractors				
	All establishments	58	517	2 793	19 755
	Establishments with 1 to 4 employees	41	X	X	X
	Establishments with 5 to 9 employees	7	X	X	X
	Establishments with 10 to 19 employees	5	X	X	X
	Establishments with 20 to 49 employees	2	X	X	X
	Establishments with 50 to 99 employees	2	X	X	X
	Establishments with 100 to 249 employees	1	X	X	X
	Establishments with 250 to 499 employees	—	X	X	X
	Establishments with 500 to 999 employees	—	X	X	X
	Establishments with 1,000 employees or more	—	X	X	X
23891	Site preparation contractors				
	All establishments	23	142	1 328	6 779
	Establishments with 1 to 4 employees	14	X	X	X
	Establishments with 5 to 9 employees	5	X	X	X
	Establishments with 10 to 19 employees	3	X	X	X
	Establishments with 20 to 49 employees	1	X	X	X
	Establishments with 50 to 99 employees	—	X	X	X
	Establishments with 100 to 249 employees	—	X	X	X
	Establishments with 250 to 499 employees	—	X	X	X
	Establishments with 500 to 999 employees	—	X	X	X
	Establishments with 1,000 employees or more	—	X	X	X

See footnotes at end of table.

Table 5. Establishments, Employees, and Payroll by Industry and Employment Size of Establishments by County: 2004—Con.

[Excludes most government employees, railroad employees, and self-employed persons. Size class 1 to 4 employees includes establishments having payroll, but no employees, during mid-March pay period. For meaning of abbreviations and symbols, see introductory text. For explanation of terms, see Appendix A. For statement on reliability, see the note at the end of the table and Appendix C]

NAICS code	Geography, kind of business, and employment size class	Establishments (number)	Paid employees for pay period including March 12 (number)	First-quarter payroll (\$1,000)	Annual payroll (\$1,000)
23	MERCER—Con.				
	Construction—Con.				
238	Specialty trade contractors—Con.				
2389	Other specialty trade contractors—Con.				
23891	Site preparation contractors—Con.				
238910	Site preparation contractors				
	All establishments	23	142	1 328	6 779
	Establishments with 1 to 4 employees	14	X	X	X
	Establishments with 5 to 9 employees	5	X	X	X
	Establishments with 10 to 19 employees	3	X	X	X
	Establishments with 20 to 49 employees	1	X	X	X
	Establishments with 50 to 99 employees	—	X	X	X
	Establishments with 100 to 249 employees	—	X	X	X
	Establishments with 250 to 499 employees	—	X	X	X
	Establishments with 500 to 999 employees	—	X	X	X
	Establishments with 1,000 employees or more	—	X	X	X
23899	All other specialty trade contractors				
	All establishments	35	375	1 465	12 976
	Establishments with 1 to 4 employees	27	X	X	X
	Establishments with 5 to 9 employees	2	X	X	X
	Establishments with 10 to 19 employees	2	X	X	X
	Establishments with 20 to 49 employees	1	X	X	X
	Establishments with 50 to 99 employees	2	X	X	X
	Establishments with 100 to 249 employees	1	X	X	X
	Establishments with 250 to 499 employees	—	X	X	X
	Establishments with 500 to 999 employees	—	X	X	X
	Establishments with 1,000 employees or more	—	X	X	X
238990	All other specialty trade contractors				
	All establishments	35	375	1 465	12 976
	Establishments with 1 to 4 employees	27	X	X	X
	Establishments with 5 to 9 employees	2	X	X	X
	Establishments with 10 to 19 employees	2	X	X	X
	Establishments with 20 to 49 employees	1	X	X	X
	Establishments with 50 to 99 employees	2	X	X	X
	Establishments with 100 to 249 employees	1	X	X	X
	Establishments with 250 to 499 employees	—	X	X	X
	Establishments with 500 to 999 employees	—	X	X	X
	Establishments with 1,000 employees or more	—	X	X	X
31-33	Manufacturing				
	All establishments	299	8 195	83 556	362 519
	Establishments with 1 to 4 employees	99	X	X	X
	Establishments with 5 to 9 employees	59	X	X	X
	Establishments with 10 to 19 employees	53	X	X	X
	Establishments with 20 to 49 employees	46	X	X	X
	Establishments with 50 to 99 employees	24	X	X	X
	Establishments with 100 to 249 employees	16	X	X	X
	Establishments with 250 to 499 employees	1	X	X	X
	Establishments with 500 to 999 employees	—	X	X	X
	Establishments with 1,000 employees or more	1	X	X	X
311	Food manufacturing				
	All establishments	28	546	2 730	11 944
	Establishments with 1 to 4 employees	8	X	X	X
	Establishments with 5 to 9 employees	9	X	X	X
	Establishments with 10 to 19 employees	5	X	X	X
	Establishments with 20 to 49 employees	2	X	X	X
	Establishments with 50 to 99 employees	3	X	X	X
	Establishments with 100 to 249 employees	1	X	X	X
	Establishments with 250 to 499 employees	—	X	X	X
	Establishments with 500 to 999 employees	—	X	X	X
	Establishments with 1,000 employees or more	—	X	X	X
3115	Dairy product manufacturing				
	All establishments	2	c	D	D
	Establishments with 1 to 4 employees	—	X	X	X
	Establishments with 5 to 9 employees	—	X	X	X
	Establishments with 10 to 19 employees	1	X	X	X
	Establishments with 20 to 49 employees	—	X	X	X
	Establishments with 50 to 99 employees	—	X	X	X
	Establishments with 100 to 249 employees	1	X	X	X
	Establishments with 250 to 499 employees	—	X	X	X
	Establishments with 500 to 999 employees	—	X	X	X
	Establishments with 1,000 employees or more	—	X	X	X
31151	Dairy product (except frozen) manufacturing				
	All establishments	1	c	D	D
	Establishments with 1 to 4 employees	—	X	X	X
	Establishments with 5 to 9 employees	—	X	X	X
	Establishments with 10 to 19 employees	—	X	X	X
	Establishments with 20 to 49 employees	—	X	X	X
	Establishments with 50 to 99 employees	—	X	X	X
	Establishments with 100 to 249 employees	1	X	X	X
	Establishments with 250 to 499 employees	—	X	X	X
	Establishments with 500 to 999 employees	—	X	X	X
	Establishments with 1,000 employees or more	—	X	X	X

See footnotes at end of table.

Table 5. Establishments, Employees, and Payroll by Industry and Employment Size of Establishments by County: 2004—Con.

[Excludes most government employees, railroad employees, and self-employed persons. Size class 1 to 4 employees includes establishments having payroll, but no employees, during mid-March pay period. For meaning of abbreviations and symbols, see introductory text. For explanation of terms, see Appendix A. For statement on reliability, see the note at the end of the table and Appendix C]

NAICS code	Geography, kind of business, and employment size class	Establishments (number)	Paid employees for pay period including March 12 (number)	First-quarter payroll (\$1,000)	Annual payroll (\$1,000)
MERCER—Con.					
31-33	Manufacturing—Con.				
311	Food manufacturing—Con.				
3115	Dairy product manufacturing—Con.				
31151	Dairy product (except frozen) manufacturing—Con.				
311511	Fluid milk manufacturing				
	All establishments	1	c	D	D
	Establishments with 1 to 4 employees	—	X	X	X
	Establishments with 5 to 9 employees	—	X	X	X
	Establishments with 10 to 19 employees	—	X	X	X
	Establishments with 20 to 49 employees	—	X	X	X
	Establishments with 50 to 99 employees	—	X	X	X
	Establishments with 100 to 249 employees	1	X	X	X
	Establishments with 250 to 499 employees	—	X	X	X
	Establishments with 500 to 999 employees	—	X	X	X
	Establishments with 1,000 employees or more	—	X	X	X
3118	Bakeries and tortilla manufacturing				
	All establishments	18	263	1 166	4 747
	Establishments with 1 to 4 employees	6	X	X	X
	Establishments with 5 to 9 employees	7	X	X	X
	Establishments with 10 to 19 employees	2	X	X	X
	Establishments with 20 to 49 employees	1	X	X	X
	Establishments with 50 to 99 employees	2	X	X	X
	Establishments with 100 to 249 employees	—	X	X	X
	Establishments with 250 to 499 employees	—	X	X	X
	Establishments with 500 to 999 employees	—	X	X	X
	Establishments with 1,000 employees or more	—	X	X	X
31181	Bread and bakery product manufacturing				
	All establishments	18	263	1 166	4 747
	Establishments with 1 to 4 employees	6	X	X	X
	Establishments with 5 to 9 employees	7	X	X	X
	Establishments with 10 to 19 employees	2	X	X	X
	Establishments with 20 to 49 employees	1	X	X	X
	Establishments with 50 to 99 employees	2	X	X	X
	Establishments with 100 to 249 employees	—	X	X	X
	Establishments with 250 to 499 employees	—	X	X	X
	Establishments with 500 to 999 employees	—	X	X	X
	Establishments with 1,000 employees or more	—	X	X	X
311811	Retail bakeries				
	All establishments	15	180	809	3 088
	Establishments with 1 to 4 employees	5	X	X	X
	Establishments with 5 to 9 employees	6	X	X	X
	Establishments with 10 to 19 employees	2	X	X	X
	Establishments with 20 to 49 employees	1	X	X	X
	Establishments with 50 to 99 employees	1	X	X	X
	Establishments with 100 to 249 employees	—	X	X	X
	Establishments with 250 to 499 employees	—	X	X	X
	Establishments with 500 to 999 employees	—	X	X	X
	Establishments with 1,000 employees or more	—	X	X	X
315	Apparel manufacturing				
	All establishments	6	c	D	D
	Establishments with 1 to 4 employees	3	X	X	X
	Establishments with 5 to 9 employees	—	X	X	X
	Establishments with 10 to 19 employees	2	X	X	X
	Establishments with 20 to 49 employees	—	X	X	X
	Establishments with 50 to 99 employees	1	X	X	X
	Establishments with 100 to 249 employees	—	X	X	X
	Establishments with 250 to 499 employees	—	X	X	X
	Establishments with 500 to 999 employees	—	X	X	X
	Establishments with 1,000 employees or more	—	X	X	X
321	Wood product manufacturing				
	All establishments	7	268	2 516	10 567
	Establishments with 1 to 4 employees	1	X	X	X
	Establishments with 5 to 9 employees	4	X	X	X
	Establishments with 10 to 19 employees	—	X	X	X
	Establishments with 20 to 49 employees	—	X	X	X
	Establishments with 50 to 99 employees	1	X	X	X
	Establishments with 100 to 249 employees	1	X	X	X
	Establishments with 250 to 499 employees	—	X	X	X
	Establishments with 500 to 999 employees	—	X	X	X
	Establishments with 1,000 employees or more	—	X	X	X
3212	Veneer, plywood, and engineered wood product manufacturing				
	All establishments	2	c	D	D
	Establishments with 1 to 4 employees	—	X	X	X
	Establishments with 5 to 9 employees	—	X	X	X
	Establishments with 10 to 19 employees	—	X	X	X
	Establishments with 20 to 49 employees	—	X	X	X
	Establishments with 50 to 99 employees	1	X	X	X
	Establishments with 100 to 249 employees	1	X	X	X
	Establishments with 250 to 499 employees	—	X	X	X
	Establishments with 500 to 999 employees	—	X	X	X
	Establishments with 1,000 employees or more	—	X	X	X

See footnotes at end of table.

Table 5. Establishments, Employees, and Payroll by Industry and Employment Size of Establishments by County: 2004—Con.

[Excludes most government employees, railroad employees, and self-employed persons. Size class 1 to 4 employees includes establishments having payroll, but no employees, during mid-March pay period. For meaning of abbreviations and symbols, see introductory text. For explanation of terms, see Appendix A. For statement on reliability, see the note at the end of the table and Appendix C]

NAICS code	Geography, kind of business, and employment size class	Establishments (number)	Paid employees for pay period including March 12 (number)	First-quarter payroll (\$1,000)	Annual payroll (\$1,000)
MERCER—Con.					
31-33	Manufacturing—Con.				
321	Wood product manufacturing—Con.				
3212	Veneer, plywood, and engineered wood product manufacturing—Con.				
32121	Veneer, plywood, and engineered wood product manufacturing				
	All establishments	2	c	D	D
	Establishments with 1 to 4 employees	—	X	X	X
	Establishments with 5 to 9 employees	—	X	X	X
	Establishments with 10 to 19 employees	—	X	X	X
	Establishments with 20 to 49 employees	—	X	X	X
	Establishments with 50 to 99 employees	—	X	X	X
	Establishments with 100 to 249 employees	1	X	X	X
	Establishments with 250 to 499 employees	—	X	X	X
	Establishments with 500 to 999 employees	—	X	X	X
	Establishments with 1,000 employees or more	—	X	X	X
321219	Reconstituted wood product manufacturing				
	All establishments	1	c	D	D
	Establishments with 1 to 4 employees	—	X	X	X
	Establishments with 5 to 9 employees	—	X	X	X
	Establishments with 10 to 19 employees	—	X	X	X
	Establishments with 20 to 49 employees	—	X	X	X
	Establishments with 50 to 99 employees	—	X	X	X
	Establishments with 100 to 249 employees	1	X	X	X
	Establishments with 250 to 499 employees	—	X	X	X
	Establishments with 500 to 999 employees	—	X	X	X
	Establishments with 1,000 employees or more	—	X	X	X
322	Paper manufacturing				
	All establishments	6	250	2 457	10 818
	Establishments with 1 to 4 employees	—	X	X	X
	Establishments with 5 to 9 employees	—	X	X	X
	Establishments with 10 to 19 employees	3	X	X	X
	Establishments with 20 to 49 employees	1	X	X	X
	Establishments with 50 to 99 employees	1	X	X	X
	Establishments with 100 to 249 employees	1	X	X	X
	Establishments with 250 to 499 employees	—	X	X	X
	Establishments with 500 to 999 employees	—	X	X	X
	Establishments with 1,000 employees or more	—	X	X	X
3222	Converted paper product manufacturing				
	All establishments	6	250	2 457	10 818
	Establishments with 1 to 4 employees	—	X	X	X
	Establishments with 5 to 9 employees	—	X	X	X
	Establishments with 10 to 19 employees	3	X	X	X
	Establishments with 20 to 49 employees	1	X	X	X
	Establishments with 50 to 99 employees	1	X	X	X
	Establishments with 100 to 249 employees	1	X	X	X
	Establishments with 250 to 499 employees	—	X	X	X
	Establishments with 500 to 999 employees	—	X	X	X
	Establishments with 1,000 employees or more	—	X	X	X
32221	Paperboard container manufacturing				
	All establishments	5	c	D	D
	Establishments with 1 to 4 employees	—	X	X	X
	Establishments with 5 to 9 employees	—	X	X	X
	Establishments with 10 to 19 employees	3	X	X	X
	Establishments with 20 to 49 employees	1	X	X	X
	Establishments with 50 to 99 employees	1	X	X	X
	Establishments with 100 to 249 employees	—	X	X	X
	Establishments with 250 to 499 employees	—	X	X	X
	Establishments with 500 to 999 employees	—	X	X	X
	Establishments with 1,000 employees or more	—	X	X	X
32222	Paper bag and coated and treated paper manufacturing				
	All establishments	1	c	D	D
	Establishments with 1 to 4 employees	—	X	X	X
	Establishments with 5 to 9 employees	—	X	X	X
	Establishments with 10 to 19 employees	—	X	X	X
	Establishments with 20 to 49 employees	—	X	X	X
	Establishments with 50 to 99 employees	—	X	X	X
	Establishments with 100 to 249 employees	1	X	X	X
	Establishments with 250 to 499 employees	—	X	X	X
	Establishments with 500 to 999 employees	—	X	X	X
	Establishments with 1,000 employees or more	—	X	X	X
322225	Laminated aluminum foil manufacturing for flexible packaging uses				
	All establishments	1	c	D	D
	Establishments with 1 to 4 employees	—	X	X	X
	Establishments with 5 to 9 employees	—	X	X	X
	Establishments with 10 to 19 employees	—	X	X	X
	Establishments with 20 to 49 employees	—	X	X	X
	Establishments with 50 to 99 employees	—	X	X	X
	Establishments with 100 to 249 employees	1	X	X	X
	Establishments with 250 to 499 employees	—	X	X	X
	Establishments with 500 to 999 employees	—	X	X	X
	Establishments with 1,000 employees or more	—	X	X	X

See footnotes at end of table.

Table 5. Establishments, Employees, and Payroll by Industry and Employment Size of Establishments by County: 2004—Con.

[Excludes most government employees, railroad employees, and self-employed persons. Size class 1 to 4 employees includes establishments having payroll, but no employees, during mid-March pay period. For meaning of abbreviations and symbols, see introductory text. For explanation of terms, see Appendix A. For statement on reliability, see the note at the end of the table and Appendix C]

NAICS code	Geography, kind of business, and employment size class	Establishments (number)	Paid employees for pay period including March 12 (number)	First-quarter payroll (\$1,000)	Annual payroll (\$1,000)
	MERCER—Con.				
31-33	Manufacturing—Con.				
323	Printing and related support activities				
	All establishments	59	1 109	12 450	47 164
	Establishments with 1 to 4 employees	20	X	X	X
	Establishments with 5 to 9 employees	12	X	X	X
	Establishments with 10 to 19 employees	10	X	X	X
	Establishments with 20 to 49 employees	11	X	X	X
	Establishments with 50 to 99 employees	4	X	X	X
	Establishments with 100 to 249 employees	2	X	X	X
	Establishments with 250 to 499 employees	—	X	X	X
	Establishments with 500 to 999 employees	—	X	X	X
	Establishments with 1,000 employees or more	—	X	X	X
3231	Printing and related support activities				
	All establishments	59	1 109	12 450	47 164
	Establishments with 1 to 4 employees	20	X	X	X
	Establishments with 5 to 9 employees	12	X	X	X
	Establishments with 10 to 19 employees	10	X	X	X
	Establishments with 20 to 49 employees	11	X	X	X
	Establishments with 50 to 99 employees	4	X	X	X
	Establishments with 100 to 249 employees	2	X	X	X
	Establishments with 250 to 499 employees	—	X	X	X
	Establishments with 500 to 999 employees	—	X	X	X
	Establishments with 1,000 employees or more	—	X	X	X
32311	Printing				
	All establishments	52	984	11 419	42 674
	Establishments with 1 to 4 employees	18	X	X	X
	Establishments with 5 to 9 employees	12	X	X	X
	Establishments with 10 to 19 employees	8	X	X	X
	Establishments with 20 to 49 employees	8	X	X	X
	Establishments with 50 to 99 employees	4	X	X	X
	Establishments with 100 to 249 employees	2	X	X	X
	Establishments with 250 to 499 employees	—	X	X	X
	Establishments with 500 to 999 employees	—	X	X	X
	Establishments with 1,000 employees or more	—	X	X	X
323110	Commercial lithographic printing				
	All establishments	22	499	5 982	21 416
	Establishments with 1 to 4 employees	1	X	X	X
	Establishments with 5 to 9 employees	7	X	X	X
	Establishments with 10 to 19 employees	6	X	X	X
	Establishments with 20 to 49 employees	5	X	X	X
	Establishments with 50 to 99 employees	3	X	X	X
	Establishments with 100 to 249 employees	—	X	X	X
	Establishments with 250 to 499 employees	—	X	X	X
	Establishments with 500 to 999 employees	—	X	X	X
	Establishments with 1,000 employees or more	—	X	X	X
323112	Commercial flexographic printing				
	All establishments	2	c	D	D
	Establishments with 1 to 4 employees	1	X	X	X
	Establishments with 5 to 9 employees	—	X	X	X
	Establishments with 10 to 19 employees	—	X	X	X
	Establishments with 20 to 49 employees	—	X	X	X
	Establishments with 50 to 99 employees	—	X	X	X
	Establishments with 100 to 249 employees	1	X	X	X
	Establishments with 250 to 499 employees	—	X	X	X
	Establishments with 500 to 999 employees	—	X	X	X
	Establishments with 1,000 employees or more	—	X	X	X
323114	Quick printing				
	All establishments	19	176	1 426	5 802
	Establishments with 1 to 4 employees	10	X	X	X
	Establishments with 5 to 9 employees	5	X	X	X
	Establishments with 10 to 19 employees	2	X	X	X
	Establishments with 20 to 49 employees	1	X	X	X
	Establishments with 50 to 99 employees	1	X	X	X
	Establishments with 100 to 249 employees	—	X	X	X
	Establishments with 250 to 499 employees	—	X	X	X
	Establishments with 500 to 999 employees	—	X	X	X
	Establishments with 1,000 employees or more	—	X	X	X
323119	Other commercial printing				
	All establishments	2	c	D	D
	Establishments with 1 to 4 employees	1	X	X	X
	Establishments with 5 to 9 employees	—	X	X	X
	Establishments with 10 to 19 employees	—	X	X	X
	Establishments with 20 to 49 employees	—	X	X	X
	Establishments with 50 to 99 employees	—	X	X	X
	Establishments with 100 to 249 employees	1	X	X	X
	Establishments with 250 to 499 employees	—	X	X	X
	Establishments with 500 to 999 employees	—	X	X	X
	Establishments with 1,000 employees or more	—	X	X	X

See footnotes at end of table.

Table 5. Establishments, Employees, and Payroll by Industry and Employment Size of Establishments by County: 2004—Con.

[Excludes most government employees, railroad employees, and self-employed persons. Size class 1 to 4 employees includes establishments having payroll, but no employees, during mid-March pay period. For meaning of abbreviations and symbols, see introductory text. For explanation of terms, see Appendix A. For statement on reliability, see the note at the end of the table and Appendix C]

NAICS code	Geography, kind of business, and employment size class	Establishments (number)	Paid employees for pay period including March 12 (number)	First-quarter payroll (\$1,000)	Annual payroll (\$1,000)
	MERCER—Con.				
31-33	Manufacturing—Con.				
323	Printing and related support activities—Con.				
3231	Printing and related support activities—Con.				
32312	Support activities for printing				
	All establishments	7	125	1 031	4 490
	Establishments with 1 to 4 employees	2	X	X	X
	Establishments with 5 to 9 employees	—	X	X	X
	Establishments with 10 to 19 employees	2	X	X	X
	Establishments with 20 to 49 employees	3	X	X	X
	Establishments with 50 to 99 employees	—	X	X	X
	Establishments with 100 to 249 employees	—	X	X	X
	Establishments with 250 to 499 employees	—	X	X	X
	Establishments with 500 to 999 employees	—	X	X	X
	Establishments with 1,000 employees or more	—	X	X	X
325	Chemical manufacturing				
	All establishments	13	618	5 818	23 607
	Establishments with 1 to 4 employees	3	X	X	X
	Establishments with 5 to 9 employees	3	X	X	X
	Establishments with 10 to 19 employees	—	X	X	X
	Establishments with 20 to 49 employees	3	X	X	X
	Establishments with 50 to 99 employees	1	X	X	X
	Establishments with 100 to 249 employees	3	X	X	X
	Establishments with 250 to 499 employees	—	X	X	X
	Establishments with 500 to 999 employees	—	X	X	X
	Establishments with 1,000 employees or more	—	X	X	X
3251	Basic chemical manufacturing				
	All establishments	1	c	D	D
	Establishments with 1 to 4 employees	—	X	X	X
	Establishments with 5 to 9 employees	—	X	X	X
	Establishments with 10 to 19 employees	—	X	X	X
	Establishments with 20 to 49 employees	—	X	X	X
	Establishments with 50 to 99 employees	—	X	X	X
	Establishments with 100 to 249 employees	1	X	X	X
	Establishments with 250 to 499 employees	—	X	X	X
	Establishments with 500 to 999 employees	—	X	X	X
	Establishments with 1,000 employees or more	—	X	X	X
32519	Other basic organic chemical manufacturing				
	All establishments	1	c	D	D
	Establishments with 1 to 4 employees	—	X	X	X
	Establishments with 5 to 9 employees	—	X	X	X
	Establishments with 10 to 19 employees	—	X	X	X
	Establishments with 20 to 49 employees	—	X	X	X
	Establishments with 50 to 99 employees	—	X	X	X
	Establishments with 100 to 249 employees	1	X	X	X
	Establishments with 250 to 499 employees	—	X	X	X
	Establishments with 500 to 999 employees	—	X	X	X
	Establishments with 1,000 employees or more	—	X	X	X
325199	All other basic organic chemical manufacturing				
	All establishments	1	c	D	D
	Establishments with 1 to 4 employees	—	X	X	X
	Establishments with 5 to 9 employees	—	X	X	X
	Establishments with 10 to 19 employees	—	X	X	X
	Establishments with 20 to 49 employees	—	X	X	X
	Establishments with 50 to 99 employees	—	X	X	X
	Establishments with 100 to 249 employees	1	X	X	X
	Establishments with 250 to 499 employees	—	X	X	X
	Establishments with 500 to 999 employees	—	X	X	X
	Establishments with 1,000 employees or more	—	X	X	X
3254	Pharmaceutical and medicine manufacturing				
	All establishments	5	322	1 443	6 994
	Establishments with 1 to 4 employees	—	X	X	X
	Establishments with 5 to 9 employees	2	X	X	X
	Establishments with 10 to 19 employees	—	X	X	X
	Establishments with 20 to 49 employees	1	X	X	X
	Establishments with 50 to 99 employees	1	X	X	X
	Establishments with 100 to 249 employees	1	X	X	X
	Establishments with 250 to 499 employees	—	X	X	X
	Establishments with 500 to 999 employees	—	X	X	X
	Establishments with 1,000 employees or more	—	X	X	X
32541	Pharmaceutical and medicine manufacturing				
	All establishments	5	322	1 443	6 994
	Establishments with 1 to 4 employees	—	X	X	X
	Establishments with 5 to 9 employees	2	X	X	X
	Establishments with 10 to 19 employees	—	X	X	X
	Establishments with 20 to 49 employees	1	X	X	X
	Establishments with 50 to 99 employees	1	X	X	X
	Establishments with 100 to 249 employees	1	X	X	X
	Establishments with 250 to 499 employees	—	X	X	X
	Establishments with 500 to 999 employees	—	X	X	X
	Establishments with 1,000 employees or more	—	X	X	X

See footnotes at end of table.

Table 5. Establishments, Employees, and Payroll by Industry and Employment Size of Establishments by County: 2004—Con.

[Excludes most government employees, railroad employees, and self-employed persons. Size class 1 to 4 employees includes establishments having payroll, but no employees, during mid-March pay period. For meaning of abbreviations and symbols, see introductory text. For explanation of terms, see Appendix A. For statement on reliability, see the note at the end of the table and Appendix C]

NAICS code	Geography, kind of business, and employment size class	Establishments (number)	Paid employees for pay period including March 12 (number)	First-quarter payroll (\$1,000)	Annual payroll (\$1,000)
MERCER—Con.					
31-33	Manufacturing—Con.				
325	Chemical manufacturing—Con.				
3254	Pharmaceutical and medicine manufacturing—Con.				
32541	Pharmaceutical and medicine manufacturing—Con.				
325412	Pharmaceutical preparation manufacturing				
	All establishments	4	e	D	D
	Establishments with 1 to 4 employees	—	X	X	X
	Establishments with 5 to 9 employees	2	X	X	X
	Establishments with 10 to 19 employees	—	X	X	X
	Establishments with 20 to 49 employees	—	X	X	X
	Establishments with 50 to 99 employees	1	X	X	X
	Establishments with 100 to 249 employees	1	X	X	X
	Establishments with 250 to 499 employees	—	X	X	X
	Establishments with 500 to 999 employees	—	X	X	X
	Establishments with 1,000 employees or more	—	X	X	X
3256	Soap, cleaning compound, and toilet preparation manufacturing				
	All establishments	2	c	D	D
	Establishments with 1 to 4 employees	—	X	X	X
	Establishments with 5 to 9 employees	—	X	X	X
	Establishments with 10 to 19 employees	—	X	X	X
	Establishments with 20 to 49 employees	1	X	X	X
	Establishments with 50 to 99 employees	—	X	X	X
	Establishments with 100 to 249 employees	1	X	X	X
	Establishments with 250 to 499 employees	—	X	X	X
	Establishments with 500 to 999 employees	—	X	X	X
	Establishments with 1,000 employees or more	—	X	X	X
32562	Toilet preparation manufacturing				
	All establishments	2	c	D	D
	Establishments with 1 to 4 employees	—	X	X	X
	Establishments with 5 to 9 employees	—	X	X	X
	Establishments with 10 to 19 employees	—	X	X	X
	Establishments with 20 to 49 employees	1	X	X	X
	Establishments with 50 to 99 employees	—	X	X	X
	Establishments with 100 to 249 employees	1	X	X	X
	Establishments with 250 to 499 employees	—	X	X	X
	Establishments with 500 to 999 employees	—	X	X	X
	Establishments with 1,000 employees or more	—	X	X	X
325620	Toilet preparation manufacturing				
	All establishments	2	c	D	D
	Establishments with 1 to 4 employees	—	X	X	X
	Establishments with 5 to 9 employees	—	X	X	X
	Establishments with 10 to 19 employees	—	X	X	X
	Establishments with 20 to 49 employees	1	X	X	X
	Establishments with 50 to 99 employees	—	X	X	X
	Establishments with 100 to 249 employees	1	X	X	X
	Establishments with 250 to 499 employees	—	X	X	X
	Establishments with 500 to 999 employees	—	X	X	X
	Establishments with 1,000 employees or more	—	X	X	X
326	Plastics and rubber products manufacturing				
	All establishments	19	848	7 463	38 197
	Establishments with 1 to 4 employees	3	X	X	X
	Establishments with 5 to 9 employees	1	X	X	X
	Establishments with 10 to 19 employees	4	X	X	X
	Establishments with 20 to 49 employees	6	X	X	X
	Establishments with 50 to 99 employees	3	X	X	X
	Establishments with 100 to 249 employees	2	X	X	X
	Establishments with 250 to 499 employees	—	X	X	X
	Establishments with 500 to 999 employees	—	X	X	X
	Establishments with 1,000 employees or more	—	X	X	X
3261	Plastics product manufacturing				
	All establishments	15	738	6 223	32 813
	Establishments with 1 to 4 employees	3	X	X	X
	Establishments with 5 to 9 employees	1	X	X	X
	Establishments with 10 to 19 employees	2	X	X	X
	Establishments with 20 to 49 employees	5	X	X	X
	Establishments with 50 to 99 employees	2	X	X	X
	Establishments with 100 to 249 employees	2	X	X	X
	Establishments with 250 to 499 employees	—	X	X	X
	Establishments with 500 to 999 employees	—	X	X	X
	Establishments with 1,000 employees or more	—	X	X	X
32619	Other plastics product manufacturing				
	All establishments	11	641	5 436	28 950
	Establishments with 1 to 4 employees	2	X	X	X
	Establishments with 5 to 9 employees	1	X	X	X
	Establishments with 10 to 19 employees	2	X	X	X
	Establishments with 20 to 49 employees	2	X	X	X
	Establishments with 50 to 99 employees	2	X	X	X
	Establishments with 100 to 249 employees	2	X	X	X
	Establishments with 250 to 499 employees	—	X	X	X
	Establishments with 500 to 999 employees	—	X	X	X
	Establishments with 1,000 employees or more	—	X	X	X

See footnotes at end of table.

Table 5. Establishments, Employees, and Payroll by Industry and Employment Size of Establishments by County: 2004—Con.

[Excludes most government employees, railroad employees, and self-employed persons. Size class 1 to 4 employees includes establishments having payroll, but no employees, during mid-March pay period. For meaning of abbreviations and symbols, see introductory text. For explanation of terms, see Appendix A. For statement on reliability, see the note at the end of the table and Appendix C]

NAICS code	Geography, kind of business, and employment size class	Establishments (number)	Paid employees for pay period including March 12 (number)	First-quarter payroll (\$1,000)	Annual payroll (\$1,000)
MERCER—Con.					
31-33	Manufacturing—Con.				
326	Plastics and rubber products manufacturing—Con.				
3261	Plastics product manufacturing—Con.				
32619	Other plastics product manufacturing—Con.				
326192	Resilient floor covering manufacturing				
	All establishments	3	e	D	D
	Establishments with 1 to 4 employees	—	X	X	X
	Establishments with 5 to 9 employees	—	X	X	X
	Establishments with 10 to 19 employees	—	X	X	X
	Establishments with 20 to 49 employees	1	X	X	X
	Establishments with 50 to 99 employees	1	X	X	X
	Establishments with 100 to 249 employees	1	X	X	X
	Establishments with 250 to 499 employees	—	X	X	X
	Establishments with 500 to 999 employees	—	X	X	X
	Establishments with 1,000 employees or more	—	X	X	X
326199	All other plastics product manufacturing				
	All establishments	8	e	D	D
	Establishments with 1 to 4 employees	2	X	X	X
	Establishments with 5 to 9 employees	1	X	X	X
	Establishments with 10 to 19 employees	2	X	X	X
	Establishments with 20 to 49 employees	1	X	X	X
	Establishments with 50 to 99 employees	1	X	X	X
	Establishments with 100 to 249 employees	1	X	X	X
	Establishments with 250 to 499 employees	—	X	X	X
	Establishments with 500 to 999 employees	—	X	X	X
	Establishments with 1,000 employees or more	—	X	X	X
3262	Rubber product manufacturing				
	All establishments	4	110	1 240	5 384
	Establishments with 1 to 4 employees	—	X	X	X
	Establishments with 5 to 9 employees	—	X	X	X
	Establishments with 10 to 19 employees	2	X	X	X
	Establishments with 20 to 49 employees	1	X	X	X
	Establishments with 50 to 99 employees	1	X	X	X
	Establishments with 100 to 249 employees	—	X	X	X
	Establishments with 250 to 499 employees	—	X	X	X
	Establishments with 500 to 999 employees	—	X	X	X
	Establishments with 1,000 employees or more	—	X	X	X
32629	Other rubber product manufacturing				
	All establishments	4	110	1 240	5 384
	Establishments with 1 to 4 employees	—	X	X	X
	Establishments with 5 to 9 employees	—	X	X	X
	Establishments with 10 to 19 employees	2	X	X	X
	Establishments with 20 to 49 employees	1	X	X	X
	Establishments with 50 to 99 employees	1	X	X	X
	Establishments with 100 to 249 employees	—	X	X	X
	Establishments with 250 to 499 employees	—	X	X	X
	Establishments with 500 to 999 employees	—	X	X	X
	Establishments with 1,000 employees or more	—	X	X	X
326291	Rubber product manufacturing for mechanical use				
	All establishments	4	110	1 240	5 384
	Establishments with 1 to 4 employees	—	X	X	X
	Establishments with 5 to 9 employees	—	X	X	X
	Establishments with 10 to 19 employees	2	X	X	X
	Establishments with 20 to 49 employees	1	X	X	X
	Establishments with 50 to 99 employees	1	X	X	X
	Establishments with 100 to 249 employees	—	X	X	X
	Establishments with 250 to 499 employees	—	X	X	X
	Establishments with 500 to 999 employees	—	X	X	X
	Establishments with 1,000 employees or more	—	X	X	X
327	Nonmetallic mineral product manufacturing				
	All establishments	13	246	1 928	8 200
	Establishments with 1 to 4 employees	4	X	X	X
	Establishments with 5 to 9 employees	2	X	X	X
	Establishments with 10 to 19 employees	2	X	X	X
	Establishments with 20 to 49 employees	4	X	X	X
	Establishments with 50 to 99 employees	1	X	X	X
	Establishments with 100 to 249 employees	—	X	X	X
	Establishments with 250 to 499 employees	—	X	X	X
	Establishments with 500 to 999 employees	—	X	X	X
	Establishments with 1,000 employees or more	—	X	X	X
3271	Clay product and refractory manufacturing				
	All establishments	10	186	1 459	5 331
	Establishments with 1 to 4 employees	3	X	X	X
	Establishments with 5 to 9 employees	2	X	X	X
	Establishments with 10 to 19 employees	2	X	X	X
	Establishments with 20 to 49 employees	2	X	X	X
	Establishments with 50 to 99 employees	1	X	X	X
	Establishments with 100 to 249 employees	—	X	X	X
	Establishments with 250 to 499 employees	—	X	X	X
	Establishments with 500 to 999 employees	—	X	X	X
	Establishments with 1,000 employees or more	—	X	X	X

See footnotes at end of table.

Table 5. Establishments, Employees, and Payroll by Industry and Employment Size of Establishments by County: 2004—Con.

[Excludes most government employees, railroad employees, and self-employed persons. Size class 1 to 4 employees includes establishments having payroll, but no employees, during mid-March pay period. For meaning of abbreviations and symbols, see introductory text. For explanation of terms, see Appendix A. For statement on reliability, see the note at the end of the table and Appendix C]

NAICS code	Geography, kind of business, and employment size class	Establishments (number)	Paid employees for pay period including March 12 (number)	First-quarter payroll (\$1,000)	Annual payroll (\$1,000)
	MERCER—Con.				
31-33	Manufacturing—Con.				
327	Nonmetallic mineral product manufacturing—Con.				
3271	Clay product and refractory manufacturing—Con.				
32711	Pottery, ceramics, and plumbing fixture manufacturing				
	All establishments	8	c	D	D
	Establishments with 1 to 4 employees	2	X	X	X
	Establishments with 5 to 9 employees	2	X	X	X
	Establishments with 10 to 19 employees	1	X	X	X
	Establishments with 20 to 49 employees	2	X	X	X
	Establishments with 50 to 99 employees	1	X	X	X
	Establishments with 100 to 249 employees	—	X	X	X
	Establishments with 250 to 499 employees	—	X	X	X
	Establishments with 500 to 999 employees	—	X	X	X
	Establishments with 1,000 employees or more	—	X	X	X
332	Fabricated metal product manufacturing				
	All establishments	35	416	3 423	16 036
	Establishments with 1 to 4 employees	11	X	X	X
	Establishments with 5 to 9 employees	9	X	X	X
	Establishments with 10 to 19 employees	9	X	X	X
	Establishments with 20 to 49 employees	5	X	X	X
	Establishments with 50 to 99 employees	1	X	X	X
	Establishments with 100 to 249 employees	—	X	X	X
	Establishments with 250 to 499 employees	—	X	X	X
	Establishments with 500 to 999 employees	—	X	X	X
	Establishments with 1,000 employees or more	—	X	X	X
3323	Architectural and structural metals manufacturing				
	All establishments	13	140	1 283	6 037
	Establishments with 1 to 4 employees	3	X	X	X
	Establishments with 5 to 9 employees	4	X	X	X
	Establishments with 10 to 19 employees	4	X	X	X
	Establishments with 20 to 49 employees	2	X	X	X
	Establishments with 50 to 99 employees	—	X	X	X
	Establishments with 100 to 249 employees	—	X	X	X
	Establishments with 250 to 499 employees	—	X	X	X
	Establishments with 500 to 999 employees	—	X	X	X
	Establishments with 1,000 employees or more	—	X	X	X
33232	Ornamental and architectural metal products manufacturing				
	All establishments	10	106	949	4 505
	Establishments with 1 to 4 employees	2	X	X	X
	Establishments with 5 to 9 employees	3	X	X	X
	Establishments with 10 to 19 employees	4	X	X	X
	Establishments with 20 to 49 employees	1	X	X	X
	Establishments with 50 to 99 employees	—	X	X	X
	Establishments with 100 to 249 employees	—	X	X	X
	Establishments with 250 to 499 employees	—	X	X	X
	Establishments with 500 to 999 employees	—	X	X	X
	Establishments with 1,000 employees or more	—	X	X	X
3327	Machine shops; turned product; and screw, nut, and bolt manufacturing				
	All establishments	13	119	1 123	4 820
	Establishments with 1 to 4 employees	5	X	X	X
	Establishments with 5 to 9 employees	3	X	X	X
	Establishments with 10 to 19 employees	4	X	X	X
	Establishments with 20 to 49 employees	1	X	X	X
	Establishments with 50 to 99 employees	—	X	X	X
	Establishments with 100 to 249 employees	—	X	X	X
	Establishments with 250 to 499 employees	—	X	X	X
	Establishments with 500 to 999 employees	—	X	X	X
	Establishments with 1,000 employees or more	—	X	X	X
333	Machinery manufacturing				
	All establishments	21	1 953	18 515	85 459
	Establishments with 1 to 4 employees	7	X	X	X
	Establishments with 5 to 9 employees	2	X	X	X
	Establishments with 10 to 19 employees	1	X	X	X
	Establishments with 20 to 49 employees	3	X	X	X
	Establishments with 50 to 99 employees	3	X	X	X
	Establishments with 100 to 249 employees	4	X	X	X
	Establishments with 250 to 499 employees	—	X	X	X
	Establishments with 500 to 999 employees	—	X	X	X
	Establishments with 1,000 employees or more	1	X	X	X
3333	Commercial and service industry machinery manufacturing				
	All establishments	2	c	D	D
	Establishments with 1 to 4 employees	—	X	X	X
	Establishments with 5 to 9 employees	1	X	X	X
	Establishments with 10 to 19 employees	—	X	X	X
	Establishments with 20 to 49 employees	—	X	X	X
	Establishments with 50 to 99 employees	—	X	X	X
	Establishments with 100 to 249 employees	1	X	X	X
	Establishments with 250 to 499 employees	—	X	X	X
	Establishments with 500 to 999 employees	—	X	X	X
	Establishments with 1,000 employees or more	—	X	X	X

See footnotes at end of table.

Table 5. Establishments, Employees, and Payroll by Industry and Employment Size of Establishments by County: 2004—Con.

[Excludes most government employees, railroad employees, and self-employed persons. Size class 1 to 4 employees includes establishments having payroll, but no employees, during mid-March pay period. For meaning of abbreviations and symbols, see introductory text. For explanation of terms, see Appendix A. For statement on reliability, see the note at the end of the table and Appendix C]

NAICS code	Geography, kind of business, and employment size class	Establishments (number)	Paid employees for pay period including March 12 (number)	First-quarter payroll (\$1,000)	Annual payroll (\$1,000)
MERCER—Con.					
31-33	Manufacturing—Con.				
333	Machinery manufacturing—Con.				
3333	Commercial and service industry machinery manufacturing—Con.				
33331	Commercial and service industry machinery manufacturing				
	All establishments	2	c	D	D
	Establishments with 1 to 4 employees	—	X	X	X
	Establishments with 5 to 9 employees	1	X	X	X
	Establishments with 10 to 19 employees	—	X	X	X
	Establishments with 20 to 49 employees	—	X	X	X
	Establishments with 50 to 99 employees	—	X	X	X
	Establishments with 100 to 249 employees	1	X	X	X
	Establishments with 250 to 499 employees	—	X	X	X
	Establishments with 500 to 999 employees	—	X	X	X
	Establishments with 1,000 employees or more	—	X	X	X
333314	Optical instrument and lens manufacturing				
	All establishments	1	c	D	D
	Establishments with 1 to 4 employees	—	X	X	X
	Establishments with 5 to 9 employees	—	X	X	X
	Establishments with 10 to 19 employees	—	X	X	X
	Establishments with 20 to 49 employees	—	X	X	X
	Establishments with 50 to 99 employees	—	X	X	X
	Establishments with 100 to 249 employees	1	X	X	X
	Establishments with 250 to 499 employees	—	X	X	X
	Establishments with 500 to 999 employees	—	X	X	X
	Establishments with 1,000 employees or more	—	X	X	X
3334	Ventilation, heating, air-conditioning, and commercial refrigeration equipment manufacturing				
	All establishments	3	g	D	D
	Establishments with 1 to 4 employees	1	X	X	X
	Establishments with 5 to 9 employees	—	X	X	X
	Establishments with 10 to 19 employees	—	X	X	X
	Establishments with 20 to 49 employees	—	X	X	X
	Establishments with 50 to 99 employees	—	X	X	X
	Establishments with 100 to 249 employees	1	X	X	X
	Establishments with 250 to 499 employees	—	X	X	X
	Establishments with 500 to 999 employees	—	X	X	X
	Establishments with 1,000 employees or more	1	X	X	X
33341	Ventilation, heating, air-conditioning, and commercial refrigeration equipment manufacturing				
	All establishments	3	g	D	D
	Establishments with 1 to 4 employees	1	X	X	X
	Establishments with 5 to 9 employees	—	X	X	X
	Establishments with 10 to 19 employees	—	X	X	X
	Establishments with 20 to 49 employees	—	X	X	X
	Establishments with 50 to 99 employees	—	X	X	X
	Establishments with 100 to 249 employees	1	X	X	X
	Establishments with 250 to 499 employees	—	X	X	X
	Establishments with 500 to 999 employees	—	X	X	X
	Establishments with 1,000 employees or more	1	X	X	X
333415	Air-conditioning and warm air heating equipment and commercial and industrial refrigeration equipment manufacturing				
	All establishments	2	g	D	D
	Establishments with 1 to 4 employees	—	X	X	X
	Establishments with 5 to 9 employees	—	X	X	X
	Establishments with 10 to 19 employees	—	X	X	X
	Establishments with 20 to 49 employees	—	X	X	X
	Establishments with 50 to 99 employees	—	X	X	X
	Establishments with 100 to 249 employees	1	X	X	X
	Establishments with 250 to 499 employees	—	X	X	X
	Establishments with 500 to 999 employees	—	X	X	X
	Establishments with 1,000 employees or more	1	X	X	X
3339	Other general purpose machinery manufacturing				
	All establishments	7			
	Establishments with 1 to 4 employees	2	466	6 500	28 496
	Establishments with 5 to 9 employees	1	X	X	X
	Establishments with 10 to 19 employees	—	X	X	X
	Establishments with 20 to 49 employees	—	X	X	X
	Establishments with 50 to 99 employees	2	X	X	X
	Establishments with 100 to 249 employees	2	X	X	X
	Establishments with 250 to 499 employees	—	X	X	X
	Establishments with 500 to 999 employees	—	X	X	X
	Establishments with 1,000 employees or more	—	X	X	X
33391	Pump and compressor manufacturing				
	All establishments	2	e	D	D
	Establishments with 1 to 4 employees	—	X	X	X
	Establishments with 5 to 9 employees	—	X	X	X
	Establishments with 10 to 19 employees	—	X	X	X
	Establishments with 20 to 49 employees	—	X	X	X
	Establishments with 50 to 99 employees	1	X	X	X
	Establishments with 100 to 249 employees	1	X	X	X
	Establishments with 250 to 499 employees	—	X	X	X

See footnotes at end of table.

Table 5. Establishments, Employees, and Payroll by Industry and Employment Size of Establishments by County: 2004—Con.

[Excludes most government employees, railroad employees, and self-employed persons. Size class 1 to 4 employees includes establishments having payroll, but no employees, during mid-March pay period. For meaning of abbreviations and symbols, see introductory text. For explanation of terms, see Appendix A. For statement on reliability, see the note at the end of the table and Appendix C]

NAICS code	Geography, kind of business, and employment size class	Establishments (number)	Paid employees for pay period including March 12 (number)	First-quarter payroll (\$1,000)	Annual payroll (\$1,000)
	MERCER—Con.				
31-33	Manufacturing—Con.				
333	Machinery manufacturing—Con.				
3339	Other general purpose machinery manufacturing—Con.				
33391	Pump and compressor manufacturing—Con.				
	All establishments—Con.				
	Establishments with 500 to 999 employees	—	X	X	X
	Establishments with 1,000 employees or more	—	X	X	X
333912	Air and gas compressor manufacturing				
	All establishments	2	e	D	D
	Establishments with 1 to 4 employees	—	X	X	X
	Establishments with 5 to 9 employees	—	X	X	X
	Establishments with 10 to 19 employees	—	X	X	X
	Establishments with 20 to 49 employees	—	X	X	X
	Establishments with 50 to 99 employees	1	X	X	X
	Establishments with 100 to 249 employees	1	X	X	X
	Establishments with 250 to 499 employees	—	X	X	X
	Establishments with 500 to 999 employees	—	X	X	X
	Establishments with 1,000 employees or more	—	X	X	X
33399	All other general purpose machinery manufacturing				
	All establishments	4	c	D	D
	Establishments with 1 to 4 employees	2	X	X	X
	Establishments with 5 to 9 employees	1	X	X	X
	Establishments with 10 to 19 employees	—	X	X	X
	Establishments with 20 to 49 employees	—	X	X	X
	Establishments with 50 to 99 employees	—	X	X	X
	Establishments with 100 to 249 employees	1	X	X	X
	Establishments with 250 to 499 employees	—	X	X	X
	Establishments with 500 to 999 employees	—	X	X	X
	Establishments with 1,000 employees or more	—	X	X	X
333999	All other miscellaneous general purpose machinery manufacturing				
	All establishments	3	c	D	D
	Establishments with 1 to 4 employees	1	X	X	X
	Establishments with 5 to 9 employees	1	X	X	X
	Establishments with 10 to 19 employees	—	X	X	X
	Establishments with 20 to 49 employees	—	X	X	X
	Establishments with 50 to 99 employees	—	X	X	X
	Establishments with 100 to 249 employees	1	X	X	X
	Establishments with 250 to 499 employees	—	X	X	X
	Establishments with 500 to 999 employees	—	X	X	X
	Establishments with 1,000 employees or more	—	X	X	X
334	Computer and electronic product manufacturing				
	All establishments	33	1 247	20 339	82 380
	Establishments with 1 to 4 employees	12	X	X	X
	Establishments with 5 to 9 employees	3	X	X	X
	Establishments with 10 to 19 employees	5	X	X	X
	Establishments with 20 to 49 employees	6	X	X	X
	Establishments with 50 to 99 employees	5	X	X	X
	Establishments with 100 to 249 employees	1	X	X	X
	Establishments with 250 to 499 employees	1	X	X	X
	Establishments with 500 to 999 employees	—	X	X	X
	Establishments with 1,000 employees or more	—	X	X	X
3344	Semiconductor and other electronic component manufacturing				
	All establishments	10	641	10 849	41 195
	Establishments with 1 to 4 employees	1	X	X	X
	Establishments with 5 to 9 employees	—	X	X	X
	Establishments with 10 to 19 employees	4	X	X	X
	Establishments with 20 to 49 employees	3	X	X	X
	Establishments with 50 to 99 employees	1	X	X	X
	Establishments with 100 to 249 employees	—	X	X	X
	Establishments with 250 to 499 employees	1	X	X	X
	Establishments with 500 to 999 employees	—	X	X	X
	Establishments with 1,000 employees or more	—	X	X	X
33441	Semiconductor and other electronic component manufacturing				
	All establishments	10	641	10 849	41 195
	Establishments with 1 to 4 employees	1	X	X	X
	Establishments with 5 to 9 employees	—	X	X	X
	Establishments with 10 to 19 employees	4	X	X	X
	Establishments with 20 to 49 employees	3	X	X	X
	Establishments with 50 to 99 employees	1	X	X	X
	Establishments with 100 to 249 employees	—	X	X	X
	Establishments with 250 to 499 employees	1	X	X	X
	Establishments with 500 to 999 employees	—	X	X	X
	Establishments with 1,000 employees or more	—	X	X	X

See footnotes at end of table.

Table 5. Establishments, Employees, and Payroll by Industry and Employment Size of Establishments by County: 2004—Con.

[Excludes most government employees, railroad employees, and self-employed persons. Size class 1 to 4 employees includes establishments having payroll, but no employees, during mid-March pay period. For meaning of abbreviations and symbols, see introductory text. For explanation of terms, see Appendix A. For statement on reliability, see the note at the end of the table and Appendix C]

NAICS code	Geography, kind of business, and employment size class	Establishments (number)	Paid employees for pay period including March 12 (number)	First-quarter payroll (\$1,000)	Annual payroll (\$1,000)
MERCER—Con.					
31-33	Manufacturing—Con.				
334	Computer and electronic product manufacturing—Con.				
3344	Semiconductor and other electronic component manufacturing—Con.				
33441	Semiconductor and other electronic component manufacturing—Con.				
334413	Semiconductor and related device manufacturing				
	All establishments	7	607	10 538	39 888
	Establishments with 1 to 4 employees	—	X	X	X
	Establishments with 5 to 9 employees	—	X	X	X
	Establishments with 10 to 19 employees	2	X	X	X
	Establishments with 20 to 49 employees	3	X	X	X
	Establishments with 50 to 99 employees	1	X	X	X
	Establishments with 100 to 249 employees	—	X	X	X
	Establishments with 250 to 499 employees	1	X	X	X
	Establishments with 500 to 999 employees	—	X	X	X
	Establishments with 1,000 employees or more	—	X	X	X
3345	Navigational, measuring, electromedical, and control instruments manufacturing				
	All establishments	15	509	8 355	35 994
	Establishments with 1 to 4 employees	6	X	X	X
	Establishments with 5 to 9 employees	3	X	X	X
	Establishments with 10 to 19 employees	1	X	X	X
	Establishments with 20 to 49 employees	—	X	X	X
	Establishments with 50 to 99 employees	4	X	X	X
	Establishments with 100 to 249 employees	1	X	X	X
	Establishments with 250 to 499 employees	—	X	X	X
	Establishments with 500 to 999 employees	—	X	X	X
	Establishments with 1,000 employees or more	—	X	X	X
33451	Navigational, measuring, electromedical, and control instruments manufacturing				
	All establishments	15	509	8 355	35 994
	Establishments with 1 to 4 employees	6	X	X	X
	Establishments with 5 to 9 employees	3	X	X	X
	Establishments with 10 to 19 employees	1	X	X	X
	Establishments with 20 to 49 employees	—	X	X	X
	Establishments with 50 to 99 employees	4	X	X	X
	Establishments with 100 to 249 employees	1	X	X	X
	Establishments with 250 to 499 employees	—	X	X	X
	Establishments with 500 to 999 employees	—	X	X	X
	Establishments with 1,000 employees or more	—	X	X	X
334516	Analytical laboratory instrument manufacturing				
	All establishments	4	e	D	D
	Establishments with 1 to 4 employees	1	X	X	X
	Establishments with 5 to 9 employees	1	X	X	X
	Establishments with 10 to 19 employees	—	X	X	X
	Establishments with 20 to 49 employees	—	X	X	X
	Establishments with 50 to 99 employees	1	X	X	X
	Establishments with 100 to 249 employees	1	X	X	X
	Establishments with 250 to 499 employees	—	X	X	X
	Establishments with 500 to 999 employees	—	X	X	X
	Establishments with 1,000 employees or more	—	X	X	X
335	Electrical equipment, appliance, and component manufacturing				
	All establishments	11	132	1 254	5 671
	Establishments with 1 to 4 employees	2	X	X	X
	Establishments with 5 to 9 employees	2	X	X	X
	Establishments with 10 to 19 employees	6	X	X	X
	Establishments with 20 to 49 employees	1	X	X	X
	Establishments with 50 to 99 employees	—	X	X	X
	Establishments with 100 to 249 employees	—	X	X	X
	Establishments with 250 to 499 employees	—	X	X	X
	Establishments with 500 to 999 employees	—	X	X	X
	Establishments with 1,000 employees or more	—	X	X	X
339	Miscellaneous manufacturing				
	All establishments	29	339	2 786	11 003
	Establishments with 1 to 4 employees	13	X	X	X
	Establishments with 5 to 9 employees	9	X	X	X
	Establishments with 10 to 19 employees	3	X	X	X
	Establishments with 20 to 49 employees	3	X	X	X
	Establishments with 50 to 99 employees	—	X	X	X
	Establishments with 100 to 249 employees	1	X	X	X
	Establishments with 250 to 499 employees	—	X	X	X
	Establishments with 500 to 999 employees	—	X	X	X
	Establishments with 1,000 employees or more	—	X	X	X
3391	Medical equipment and supplies manufacturing				
	All establishments	14	199	1 739	6 524
	Establishments with 1 to 4 employees	8	X	X	X
	Establishments with 5 to 9 employees	2	X	X	X
	Establishments with 10 to 19 employees	2	X	X	X
	Establishments with 20 to 49 employees	1	X	X	X
	Establishments with 50 to 99 employees	—	X	X	X
	Establishments with 100 to 249 employees	1	X	X	X
	Establishments with 250 to 499 employees	—	X	X	X

See footnotes at end of table.

Table 5. Establishments, Employees, and Payroll by Industry and Employment Size of Establishments by County: 2004—Con.

[Excludes most government employees, railroad employees, and self-employed persons. Size class 1 to 4 employees includes establishments having payroll, but no employees, during mid-March pay period. For meaning of abbreviations and symbols, see introductory text. For explanation of terms, see Appendix A. For statement on reliability, see the note at the end of the table and Appendix C]

NAICS code	Geography, kind of business, and employment size class	Establishments (number)	Paid employees for pay period including March 12 (number)	First-quarter payroll (\$1,000)	Annual payroll (\$1,000)
	MERCER—Con.				
31-33	Manufacturing—Con.				
339	Miscellaneous manufacturing—Con.				
3391	Medical equipment and supplies manufacturing—Con.				
	All establishments—Con.				
	Establishments with 500 to 999 employees	—	X	X	X
	Establishments with 1,000 employees or more	—	X	X	X
33911	Medical equipment and supplies manufacturing				
	All establishments	14	199	1 739	6 524
	Establishments with 1 to 4 employees	8	X	X	X
	Establishments with 5 to 9 employees	2	X	X	X
	Establishments with 10 to 19 employees	2	X	X	X
	Establishments with 20 to 49 employees	1	X	X	X
	Establishments with 50 to 99 employees	—	X	X	X
	Establishments with 100 to 249 employees	1	X	X	X
	Establishments with 250 to 499 employees	—	X	X	X
	Establishments with 500 to 999 employees	—	X	X	X
	Establishments with 1,000 employees or more	—	X	X	X
339113	Surgical appliance and supplies manufacturing				
	All establishments	3	c	D	D
	Establishments with 1 to 4 employees	1	X	X	X
	Establishments with 5 to 9 employees	1	X	X	X
	Establishments with 10 to 19 employees	—	X	X	X
	Establishments with 20 to 49 employees	—	X	X	X
	Establishments with 50 to 99 employees	—	X	X	X
	Establishments with 100 to 249 employees	1	X	X	X
	Establishments with 250 to 499 employees	—	X	X	X
	Establishments with 500 to 999 employees	—	X	X	X
	Establishments with 1,000 employees or more	—	X	X	X
3399	Other miscellaneous manufacturing				
	All establishments	15	140	1 047	4 479
	Establishments with 1 to 4 employees	5	X	X	X
	Establishments with 5 to 9 employees	7	X	X	X
	Establishments with 10 to 19 employees	1	X	X	X
	Establishments with 20 to 49 employees	2	X	X	X
	Establishments with 50 to 99 employees	—	X	X	X
	Establishments with 100 to 249 employees	—	X	X	X
	Establishments with 250 to 499 employees	—	X	X	X
	Establishments with 500 to 999 employees	—	X	X	X
	Establishments with 1,000 employees or more	—	X	X	X
42	Wholesale trade				
	All establishments	463	9 078	167 695	639 870
	Establishments with 1 to 4 employees	246	X	X	X
	Establishments with 5 to 9 employees	79	X	X	X
	Establishments with 10 to 19 employees	65	X	X	X
	Establishments with 20 to 49 employees	46	X	X	X
	Establishments with 50 to 99 employees	15	X	X	X
	Establishments with 100 to 249 employees	7	X	X	X
	Establishments with 250 to 499 employees	1	X	X	X
	Establishments with 500 to 999 employees	3	X	X	X
	Establishments with 1,000 employees or more	1	X	X	X
423	Durable goods merchant wholesalers				
	All establishments	262	4 428	59 993	235 872
	Establishments with 1 to 4 employees	123	X	X	X
	Establishments with 5 to 9 employees	50	X	X	X
	Establishments with 10 to 19 employees	41	X	X	X
	Establishments with 20 to 49 employees	33	X	X	X
	Establishments with 50 to 99 employees	9	X	X	X
	Establishments with 100 to 249 employees	4	X	X	X
	Establishments with 250 to 499 employees	1	X	X	X
	Establishments with 500 to 999 employees	1	X	X	X
	Establishments with 1,000 employees or more	—	X	X	X
4231	Motor vehicle and motor vehicle parts and supplies merchant wholesalers				
	All establishments	26	340	3 005	12 131
	Establishments with 1 to 4 employees	8	X	X	X
	Establishments with 5 to 9 employees	8	X	X	X
	Establishments with 10 to 19 employees	4	X	X	X
	Establishments with 20 to 49 employees	5	X	X	X
	Establishments with 50 to 99 employees	1	X	X	X
	Establishments with 100 to 249 employees	—	X	X	X
	Establishments with 250 to 499 employees	—	X	X	X
	Establishments with 500 to 999 employees	—	X	X	X
	Establishments with 1,000 employees or more	—	X	X	X
42312	Motor vehicle supplies and new parts merchant wholesalers				

See footnotes at end of table.

Table 5. Establishments, Employees, and Payroll by Industry and Employment Size of Establishments by County: 2004—Con.

[Excludes most government employees, railroad employees, and self-employed persons. Size class 1 to 4 employees includes establishments having payroll, but no employees, during mid-March pay period. For meaning of abbreviations and symbols, see introductory text. For explanation of terms, see Appendix A. For statement on reliability, see the note at the end of the table and Appendix C]

NAICS code	Geography, kind of business, and employment size class	Establishments (number)	Paid employees for pay period including March 12 (number)	First-quarter payroll (\$1,000)	Annual payroll (\$1,000)
42	MERCER—Con.				
	Wholesale trade—Con.				
423	Durable goods merchant wholesalers—Con.				
4231	Motor vehicle and motor vehicle parts and supplies merchant wholesalers—Con.				
42312	Motor vehicle supplies and new parts merchant wholesalers—Con.				
	All establishments	14	228	2 100	8 788
	Establishments with 1 to 4 employees	3	X	X	X
	Establishments with 5 to 9 employees	4	X	X	X
	Establishments with 10 to 19 employees	3	X	X	X
	Establishments with 20 to 49 employees	3	X	X	X
	Establishments with 50 to 99 employees	1	X	X	X
	Establishments with 100 to 249 employees	—	X	X	X
	Establishments with 250 to 499 employees	—	X	X	X
	Establishments with 500 to 999 employees	—	X	X	X
	Establishments with 1,000 employees or more	—	X	X	X
423120	Motor vehicle supplies and new parts merchant wholesalers				
	All establishments	14	228	2 100	8 788
	Establishments with 1 to 4 employees	3	X	X	X
	Establishments with 5 to 9 employees	4	X	X	X
	Establishments with 10 to 19 employees	3	X	X	X
	Establishments with 20 to 49 employees	3	X	X	X
	Establishments with 50 to 99 employees	1	X	X	X
	Establishments with 100 to 249 employees	—	X	X	X
	Establishments with 250 to 499 employees	—	X	X	X
	Establishments with 500 to 999 employees	—	X	X	X
	Establishments with 1,000 employees or more	—	X	X	X
4232	Furniture and home furnishing merchant wholesalers				
	All establishments	19	374	2 931	12 511
	Establishments with 1 to 4 employees	10	X	X	X
	Establishments with 5 to 9 employees	5	X	X	X
	Establishments with 10 to 19 employees	1	X	X	X
	Establishments with 20 to 49 employees	2	X	X	X
	Establishments with 50 to 99 employees	—	X	X	X
	Establishments with 100 to 249 employees	1	X	X	X
	Establishments with 250 to 499 employees	—	X	X	X
	Establishments with 500 to 999 employees	—	X	X	X
	Establishments with 1,000 employees or more	—	X	X	X
42322	Home furnishing merchant wholesalers				
	All establishments	10	303	2 270	9 582
	Establishments with 1 to 4 employees	5	X	X	X
	Establishments with 5 to 9 employees	2	X	X	X
	Establishments with 10 to 19 employees	1	X	X	X
	Establishments with 20 to 49 employees	1	X	X	X
	Establishments with 50 to 99 employees	—	X	X	X
	Establishments with 100 to 249 employees	1	X	X	X
	Establishments with 250 to 499 employees	—	X	X	X
	Establishments with 500 to 999 employees	—	X	X	X
	Establishments with 1,000 employees or more	—	X	X	X
423220	Home furnishing merchant wholesalers				
	All establishments	10	303	2 270	9 582
	Establishments with 1 to 4 employees	5	X	X	X
	Establishments with 5 to 9 employees	2	X	X	X
	Establishments with 10 to 19 employees	1	X	X	X
	Establishments with 20 to 49 employees	1	X	X	X
	Establishments with 50 to 99 employees	—	X	X	X
	Establishments with 100 to 249 employees	1	X	X	X
	Establishments with 250 to 499 employees	—	X	X	X
	Establishments with 500 to 999 employees	—	X	X	X
	Establishments with 1,000 employees or more	—	X	X	X
4233	Lumber and other construction materials merchant wholesalers				
	All establishments	16	262	3 205	14 147
	Establishments with 1 to 4 employees	4	X	X	X
	Establishments with 5 to 9 employees	2	X	X	X
	Establishments with 10 to 19 employees	4	X	X	X
	Establishments with 20 to 49 employees	5	X	X	X
	Establishments with 50 to 99 employees	1	X	X	X
	Establishments with 100 to 249 employees	—	X	X	X
	Establishments with 250 to 499 employees	—	X	X	X
	Establishments with 500 to 999 employees	—	X	X	X
	Establishments with 1,000 employees or more	—	X	X	X
42331	Lumber, plywood, millwork, and wood panel merchant wholesalers				
	All establishments	9	166	2 188	10 239
	Establishments with 1 to 4 employees	3	X	X	X
	Establishments with 5 to 9 employees	1	X	X	X
	Establishments with 10 to 19 employees	1	X	X	X
	Establishments with 20 to 49 employees	3	X	X	X
	Establishments with 50 to 99 employees	1	X	X	X
	Establishments with 100 to 249 employees	—	X	X	X
	Establishments with 250 to 499 employees	—	X	X	X
	Establishments with 500 to 999 employees	—	X	X	X
	Establishments with 1,000 employees or more	—	X	X	X

See footnotes at end of table.

Table 5. Establishments, Employees, and Payroll by Industry and Employment Size of Establishments by County: 2004—Con.

[Excludes most government employees, railroad employees, and self-employed persons. Size class 1 to 4 employees includes establishments having payroll, but no employees, during mid-March pay period. For meaning of abbreviations and symbols, see introductory text. For explanation of terms, see Appendix A. For statement on reliability, see the note at the end of the table and Appendix C]

NAICS code	Geography, kind of business, and employment size class	Establishments (number)	Paid employees for pay period including March 12 (number)	First-quarter payroll (\$1,000)	Annual payroll (\$1,000)
	MERCER—Con.				
42	Wholesale trade—Con.				
423	Durable goods merchant wholesalers—Con.				
4233	Lumber and other construction materials merchant wholesalers—Con.				
42331	Lumber, plywood, millwork, and wood panel merchant wholesalers—Con.				
423310	Lumber, plywood, millwork, and wood panel merchant wholesalers				
	All establishments	9	166	2 188	10 239
	Establishments with 1 to 4 employees	3	X	X	X
	Establishments with 5 to 9 employees	1	X	X	X
	Establishments with 10 to 19 employees	1	X	X	X
	Establishments with 20 to 49 employees	3	X	X	X
	Establishments with 50 to 99 employees	1	X	X	X
	Establishments with 100 to 249 employees	—	X	X	X
	Establishments with 250 to 499 employees	—	X	X	X
	Establishments with 500 to 999 employees	—	X	X	X
	Establishments with 1,000 employees or more	—	X	X	X
4234	Professional and commercial equipment and supplies merchant wholesalers				
	All establishments	61	1 323	25 824	90 660
	Establishments with 1 to 4 employees	28	X	X	X
	Establishments with 5 to 9 employees	11	X	X	X
	Establishments with 10 to 19 employees	9	X	X	X
	Establishments with 20 to 49 employees	7	X	X	X
	Establishments with 50 to 99 employees	4	X	X	X
	Establishments with 100 to 249 employees	1	X	X	X
	Establishments with 250 to 499 employees	1	X	X	X
	Establishments with 500 to 999 employees	—	X	X	X
	Establishments with 1,000 employees or more	—	X	X	X
42341	Photographic equipment and supplies merchant wholesalers				
	All establishments	1	e	D	D
	Establishments with 1 to 4 employees	—	X	X	X
	Establishments with 5 to 9 employees	—	X	X	X
	Establishments with 10 to 19 employees	—	X	X	X
	Establishments with 20 to 49 employees	—	X	X	X
	Establishments with 50 to 99 employees	—	X	X	X
	Establishments with 100 to 249 employees	—	X	X	X
	Establishments with 250 to 499 employees	1	X	X	X
	Establishments with 500 to 999 employees	—	X	X	X
	Establishments with 1,000 employees or more	—	X	X	X
423410	Photographic equipment and supplies merchant wholesalers				
	All establishments	1	e	D	D
	Establishments with 1 to 4 employees	—	X	X	X
	Establishments with 5 to 9 employees	—	X	X	X
	Establishments with 10 to 19 employees	—	X	X	X
	Establishments with 20 to 49 employees	—	X	X	X
	Establishments with 50 to 99 employees	—	X	X	X
	Establishments with 100 to 249 employees	—	X	X	X
	Establishments with 250 to 499 employees	1	X	X	X
	Establishments with 500 to 999 employees	—	X	X	X
	Establishments with 1,000 employees or more	—	X	X	X
42342	Office equipment merchant wholesalers				
	All establishments	23	498	6 112	24 631
	Establishments with 1 to 4 employees	8	X	X	X
	Establishments with 5 to 9 employees	2	X	X	X
	Establishments with 10 to 19 employees	5	X	X	X
	Establishments with 20 to 49 employees	4	X	X	X
	Establishments with 50 to 99 employees	4	X	X	X
	Establishments with 100 to 249 employees	—	X	X	X
	Establishments with 250 to 499 employees	—	X	X	X
	Establishments with 500 to 999 employees	—	X	X	X
	Establishments with 1,000 employees or more	—	X	X	X
423420	Office equipment merchant wholesalers				
	All establishments	23	498	6 112	24 631
	Establishments with 1 to 4 employees	8	X	X	X
	Establishments with 5 to 9 employees	2	X	X	X
	Establishments with 10 to 19 employees	5	X	X	X
	Establishments with 20 to 49 employees	4	X	X	X
	Establishments with 50 to 99 employees	4	X	X	X
	Establishments with 100 to 249 employees	—	X	X	X
	Establishments with 250 to 499 employees	—	X	X	X
	Establishments with 500 to 999 employees	—	X	X	X
	Establishments with 1,000 employees or more	—	X	X	X

See footnotes at end of table.

Table 5. Establishments, Employees, and Payroll by Industry and Employment Size of Establishments by County: 2004—Con.

[Excludes most government employees, railroad employees, and self-employed persons. Size class 1 to 4 employees includes establishments having payroll, but no employees, during mid-March pay period. For meaning of abbreviations and symbols, see introductory text. For explanation of terms, see Appendix A. For statement on reliability, see the note at the end of the table and Appendix C]

NAICS code	Geography, kind of business, and employment size class	Establishments (number)	Paid employees for pay period including March 12 (number)	First-quarter payroll (\$1,000)	Annual payroll (\$1,000)
	MERCER—Con.				
42	Wholesale trade—Con.				
423	Durable goods merchant wholesalers—Con.				
4234	Professional and commercial equipment and supplies merchant wholesalers—Con.				
42343	Computer and computer peripheral equipment and software merchant wholesalers				
	All establishments	15	321	4 558	19 475
	Establishments with 1 to 4 employees	8	X	X	X
	Establishments with 5 to 9 employees	3	X	X	X
	Establishments with 10 to 19 employees	2	X	X	X
	Establishments with 20 to 49 employees	1	X	X	X
	Establishments with 50 to 99 employees	—	X	X	X
	Establishments with 100 to 249 employees	1	X	X	X
	Establishments with 250 to 499 employees	—	X	X	X
	Establishments with 500 to 999 employees	—	X	X	X
	Establishments with 1,000 employees or more	—	X	X	X
423430	Computer and computer peripheral equipment and software merchant wholesalers				
	All establishments	15	321	4 558	19 475
	Establishments with 1 to 4 employees	8	X	X	X
	Establishments with 5 to 9 employees	3	X	X	X
	Establishments with 10 to 19 employees	2	X	X	X
	Establishments with 20 to 49 employees	1	X	X	X
	Establishments with 50 to 99 employees	—	X	X	X
	Establishments with 100 to 249 employees	1	X	X	X
	Establishments with 250 to 499 employees	—	X	X	X
	Establishments with 500 to 999 employees	—	X	X	X
	Establishments with 1,000 employees or more	—	X	X	X
4236	Electrical and electronic goods merchant wholesalers				
	All establishments	37	762	9 849	42 681
	Establishments with 1 to 4 employees	23	X	X	X
	Establishments with 5 to 9 employees	4	X	X	X
	Establishments with 10 to 19 employees	7	X	X	X
	Establishments with 20 to 49 employees	2	X	X	X
	Establishments with 50 to 99 employees	—	X	X	X
	Establishments with 100 to 249 employees	—	X	X	X
	Establishments with 250 to 499 employees	—	X	X	X
	Establishments with 500 to 999 employees	1	X	X	X
	Establishments with 1,000 employees or more	—	X	X	X
42362	Electrical and electronic appliance, television, and radio set merchant wholesalers				
	All establishments	5	f	D	D
	Establishments with 1 to 4 employees	3	X	X	X
	Establishments with 5 to 9 employees	—	X	X	X
	Establishments with 10 to 19 employees	1	X	X	X
	Establishments with 20 to 49 employees	—	X	X	X
	Establishments with 50 to 99 employees	—	X	X	X
	Establishments with 100 to 249 employees	—	X	X	X
	Establishments with 250 to 499 employees	—	X	X	X
	Establishments with 500 to 999 employees	1	X	X	X
	Establishments with 1,000 employees or more	—	X	X	X
423620	Electrical and electronic appliance, television, and radio set merchant wholesalers				
	All establishments	5	f	D	D
	Establishments with 1 to 4 employees	3	X	X	X
	Establishments with 5 to 9 employees	—	X	X	X
	Establishments with 10 to 19 employees	1	X	X	X
	Establishments with 20 to 49 employees	—	X	X	X
	Establishments with 50 to 99 employees	—	X	X	X
	Establishments with 100 to 249 employees	—	X	X	X
	Establishments with 250 to 499 employees	—	X	X	X
	Establishments with 500 to 999 employees	1	X	X	X
	Establishments with 1,000 employees or more	—	X	X	X
42369	Other electronic parts and equipment merchant wholesalers				
	All establishments	16	100	1 750	6 965
	Establishments with 1 to 4 employees	9	X	X	X
	Establishments with 5 to 9 employees	3	X	X	X
	Establishments with 10 to 19 employees	3	X	X	X
	Establishments with 20 to 49 employees	1	X	X	X
	Establishments with 50 to 99 employees	—	X	X	X
	Establishments with 100 to 249 employees	—	X	X	X
	Establishments with 250 to 499 employees	—	X	X	X
	Establishments with 500 to 999 employees	—	X	X	X
	Establishments with 1,000 employees or more	—	X	X	X

See footnotes at end of table.

Table 5. Establishments, Employees, and Payroll by Industry and Employment Size of Establishments by County: 2004—Con.

[Excludes most government employees, railroad employees, and self-employed persons. Size class 1 to 4 employees includes establishments having payroll, but no employees, during mid-March pay period. For meaning of abbreviations and symbols, see introductory text. For explanation of terms, see Appendix A. For statement on reliability, see the note at the end of the table and Appendix C]

NAICS code	Geography, kind of business, and employment size class	Establishments (number)	Paid employees for pay period including March 12 (number)	First-quarter payroll (\$1,000)	Annual payroll (\$1,000)
42	MERCER—Con.				
	Wholesale trade—Con.				
423	Durable goods merchant wholesalers—Con.				
4236	Electrical and electronic goods merchant wholesalers—Con.				
42369	Other electronic parts and equipment merchant wholesalers—Con.				
423690	Other electronic parts and equipment merchant wholesalers				
	All establishments	16	100	1 750	6 965
	Establishments with 1 to 4 employees	9	X	X	X
	Establishments with 5 to 9 employees	3	X	X	X
	Establishments with 10 to 19 employees	3	X	X	X
	Establishments with 20 to 49 employees	1	X	X	X
	Establishments with 50 to 99 employees	—	X	X	X
	Establishments with 100 to 249 employees	—	X	X	X
	Establishments with 250 to 499 employees	—	X	X	X
	Establishments with 500 to 999 employees	—	X	X	X
	Establishments with 1,000 employees or more	—	X	X	X
4237	Hardware, and plumbing and heating equipment and supplies merchant wholesalers				
	All establishments	20	191	2 003	8 187
	Establishments with 1 to 4 employees	9	X	X	X
	Establishments with 5 to 9 employees	5	X	X	X
	Establishments with 10 to 19 employees	2	X	X	X
	Establishments with 20 to 49 employees	4	X	X	X
	Establishments with 50 to 99 employees	—	X	X	X
	Establishments with 100 to 249 employees	—	X	X	X
	Establishments with 250 to 499 employees	—	X	X	X
	Establishments with 500 to 999 employees	—	X	X	X
	Establishments with 1,000 employees or more	—	X	X	X
4238	Machinery, equipment, and supplies merchant wholesalers				
	All establishments	35	560	6 927	28 861
	Establishments with 1 to 4 employees	19	X	X	X
	Establishments with 5 to 9 employees	5	X	X	X
	Establishments with 10 to 19 employees	5	X	X	X
	Establishments with 20 to 49 employees	4	X	X	X
	Establishments with 50 to 99 employees	1	X	X	X
	Establishments with 100 to 249 employees	1	X	X	X
	Establishments with 250 to 499 employees	—	X	X	X
	Establishments with 500 to 999 employees	—	X	X	X
	Establishments with 1,000 employees or more	—	X	X	X
42383	Industrial machinery and equipment merchant wholesalers				
	All establishments	19	438	5 958	25 397
	Establishments with 1 to 4 employees	9	X	X	X
	Establishments with 5 to 9 employees	3	X	X	X
	Establishments with 10 to 19 employees	2	X	X	X
	Establishments with 20 to 49 employees	3	X	X	X
	Establishments with 50 to 99 employees	1	X	X	X
	Establishments with 100 to 249 employees	1	X	X	X
	Establishments with 250 to 499 employees	—	X	X	X
	Establishments with 500 to 999 employees	—	X	X	X
	Establishments with 1,000 employees or more	—	X	X	X
423830	Industrial machinery and equipment merchant wholesalers				
	All establishments	19	438	5 958	25 397
	Establishments with 1 to 4 employees	9	X	X	X
	Establishments with 5 to 9 employees	3	X	X	X
	Establishments with 10 to 19 employees	2	X	X	X
	Establishments with 20 to 49 employees	3	X	X	X
	Establishments with 50 to 99 employees	1	X	X	X
	Establishments with 100 to 249 employees	1	X	X	X
	Establishments with 250 to 499 employees	—	X	X	X
	Establishments with 500 to 999 employees	—	X	X	X
	Establishments with 1,000 employees or more	—	X	X	X
4239	Miscellaneous durable goods merchant wholesalers				
	All establishments	39	532	5 001	21 545
	Establishments with 1 to 4 employees	19	X	X	X
	Establishments with 5 to 9 employees	7	X	X	X
	Establishments with 10 to 19 employees	7	X	X	X
	Establishments with 20 to 49 employees	3	X	X	X
	Establishments with 50 to 99 employees	2	X	X	X
	Establishments with 100 to 249 employees	1	X	X	X
	Establishments with 250 to 499 employees	—	X	X	X
	Establishments with 500 to 999 employees	—	X	X	X
	Establishments with 1,000 employees or more	—	X	X	X
42393	Recyclable material merchant wholesalers				
	All establishments	5	121	1 460	7 009
	Establishments with 1 to 4 employees	2	X	X	X
	Establishments with 5 to 9 employees	1	X	X	X
	Establishments with 10 to 19 employees	—	X	X	X
	Establishments with 20 to 49 employees	1	X	X	X
	Establishments with 50 to 99 employees	1	X	X	X
	Establishments with 100 to 249 employees	—	X	X	X
	Establishments with 250 to 499 employees	—	X	X	X
	Establishments with 500 to 999 employees	—	X	X	X

See footnotes at end of table.

Table 5. Establishments, Employees, and Payroll by Industry and Employment Size of Establishments by County: 2004—Con.

[Excludes most government employees, railroad employees, and self-employed persons. Size class 1 to 4 employees includes establishments having payroll, but no employees, during mid-March pay period. For meaning of abbreviations and symbols, see introductory text. For explanation of terms, see Appendix A. For statement on reliability, see the note at the end of the table and Appendix C]

NAICS code	Geography, kind of business, and employment size class	Establishments (number)	Paid employees for pay period including March 12 (number)	First-quarter payroll (\$1,000)	Annual payroll (\$1,000)
	MERCER—Con.				
42	Wholesale trade—Con.				
423	Durable goods merchant wholesalers—Con.				
4239	Miscellaneous durable goods merchant wholesalers—Con.				
42393	Recyclable material merchant wholesalers—Con.				
	All establishments—Con.				
	Establishments with 1,000 employees or more	—	X	X	X
423930	Recyclable material merchant wholesalers				
	All establishments	5	121	1 460	7 009
	Establishments with 1 to 4 employees	2	X	X	X
	Establishments with 5 to 9 employees	1	X	X	X
	Establishments with 10 to 19 employees	—	X	X	X
	Establishments with 20 to 49 employees	1	X	X	X
	Establishments with 50 to 99 employees	1	X	X	X
	Establishments with 100 to 249 employees	—	X	X	X
	Establishments with 250 to 499 employees	—	X	X	X
	Establishments with 500 to 999 employees	—	X	X	X
	Establishments with 1,000 employees or more	—	X	X	X
42399	Other miscellaneous durable goods merchant wholesalers				
	All establishments	22	351	3 097	12 712
	Establishments with 1 to 4 employees	10	X	X	X
	Establishments with 5 to 9 employees	3	X	X	X
	Establishments with 10 to 19 employees	5	X	X	X
	Establishments with 20 to 49 employees	2	X	X	X
	Establishments with 50 to 99 employees	1	X	X	X
	Establishments with 100 to 249 employees	1	X	X	X
	Establishments with 250 to 499 employees	—	X	X	X
	Establishments with 500 to 999 employees	—	X	X	X
	Establishments with 1,000 employees or more	—	X	X	X
423990	Other miscellaneous durable goods merchant wholesalers				
	All establishments	22	351	3 097	12 712
	Establishments with 1 to 4 employees	10	X	X	X
	Establishments with 5 to 9 employees	3	X	X	X
	Establishments with 10 to 19 employees	5	X	X	X
	Establishments with 20 to 49 employees	2	X	X	X
	Establishments with 50 to 99 employees	1	X	X	X
	Establishments with 100 to 249 employees	1	X	X	X
	Establishments with 250 to 499 employees	—	X	X	X
	Establishments with 500 to 999 employees	—	X	X	X
	Establishments with 1,000 employees or more	—	X	X	X
424	Nondurable goods merchant wholesalers				
	All establishments	148	4 444	105 586	393 209
	Establishments with 1 to 4 employees	83	X	X	X
	Establishments with 5 to 9 employees	19	X	X	X
	Establishments with 10 to 19 employees	23	X	X	X
	Establishments with 20 to 49 employees	11	X	X	X
	Establishments with 50 to 99 employees	6	X	X	X
	Establishments with 100 to 249 employees	3	X	X	X
	Establishments with 250 to 499 employees	—	X	X	X
	Establishments with 500 to 999 employees	2	X	X	X
	Establishments with 1,000 employees or more	1	X	X	X
4241	Paper and paper product merchant wholesalers				
	All establishments	14	155	1 590	7 109
	Establishments with 1 to 4 employees	7	X	X	X
	Establishments with 5 to 9 employees	2	X	X	X
	Establishments with 10 to 19 employees	2	X	X	X
	Establishments with 20 to 49 employees	3	X	X	X
	Establishments with 50 to 99 employees	—	X	X	X
	Establishments with 100 to 249 employees	—	X	X	X
	Establishments with 250 to 499 employees	—	X	X	X
	Establishments with 500 to 999 employees	—	X	X	X
	Establishments with 1,000 employees or more	—	X	X	X
42413	Industrial and personal service paper merchant wholesalers				
	All establishments	7	126	1 304	5 790
	Establishments with 1 to 4 employees	3	X	X	X
	Establishments with 5 to 9 employees	—	X	X	X
	Establishments with 10 to 19 employees	1	X	X	X
	Establishments with 20 to 49 employees	3	X	X	X
	Establishments with 50 to 99 employees	—	X	X	X
	Establishments with 100 to 249 employees	—	X	X	X
	Establishments with 250 to 499 employees	—	X	X	X
	Establishments with 500 to 999 employees	—	X	X	X
	Establishments with 1,000 employees or more	—	X	X	X
424130	Industrial and personal service paper merchant wholesalers				

See footnotes at end of table.

Table 5. Establishments, Employees, and Payroll by Industry and Employment Size of Establishments by County: 2004—Con.

[Excludes most government employees, railroad employees, and self-employed persons. Size class 1 to 4 employees includes establishments having payroll, but no employees, during mid-March pay period. For meaning of abbreviations and symbols, see introductory text. For explanation of terms, see Appendix A. For statement on reliability, see the note at the end of the table and Appendix C]

NAICS code	Geography, kind of business, and employment size class	Establishments (number)	Paid employees for pay period including March 12 (number)	First-quarter payroll (\$1,000)	Annual payroll (\$1,000)
42	MERCER—Con.				
	Wholesale trade—Con.				
424	Nondurable goods merchant wholesalers—Con.				
4241	Paper and paper product merchant wholesalers—Con.				
42413	Industrial and personal service paper merchant wholesalers—Con.				
424130	Industrial and personal service paper merchant wholesalers—Con.				
	All establishments	7	126	1 304	5 790
	Establishments with 1 to 4 employees	3	X	X	X
	Establishments with 5 to 9 employees	—	X	X	X
	Establishments with 10 to 19 employees	1	X	X	X
	Establishments with 20 to 49 employees	3	X	X	X
	Establishments with 50 to 99 employees	—	X	X	X
	Establishments with 100 to 249 employees	—	X	X	X
	Establishments with 250 to 499 employees	—	X	X	X
	Establishments with 500 to 999 employees	—	X	X	X
	Establishments with 1,000 employees or more	—	X	X	X
4242	Drugs and druggists' sundries merchant wholesalers				
	All establishments	13	2 818	87 452	315 822
	Establishments with 1 to 4 employees	5	X	X	X
	Establishments with 5 to 9 employees	3	X	X	X
	Establishments with 10 to 19 employees	1	X	X	X
	Establishments with 20 to 49 employees	—	X	X	X
	Establishments with 50 to 99 employees	—	X	X	X
	Establishments with 100 to 249 employees	1	X	X	X
	Establishments with 250 to 499 employees	—	X	X	X
	Establishments with 500 to 999 employees	2	X	X	X
	Establishments with 1,000 employees or more	1	X	X	X
42421	Drugs and druggists' sundries merchant wholesalers				
	All establishments	13	2 818	87 452	315 822
	Establishments with 1 to 4 employees	5	X	X	X
	Establishments with 5 to 9 employees	3	X	X	X
	Establishments with 10 to 19 employees	1	X	X	X
	Establishments with 20 to 49 employees	—	X	X	X
	Establishments with 50 to 99 employees	—	X	X	X
	Establishments with 100 to 249 employees	1	X	X	X
	Establishments with 250 to 499 employees	—	X	X	X
	Establishments with 500 to 999 employees	2	X	X	X
	Establishments with 1,000 employees or more	1	X	X	X
424210	Drugs and druggists' sundries merchant wholesalers				
	All establishments	13	2 818	87 452	315 822
	Establishments with 1 to 4 employees	5	X	X	X
	Establishments with 5 to 9 employees	3	X	X	X
	Establishments with 10 to 19 employees	1	X	X	X
	Establishments with 20 to 49 employees	—	X	X	X
	Establishments with 50 to 99 employees	—	X	X	X
	Establishments with 100 to 249 employees	1	X	X	X
	Establishments with 250 to 499 employees	—	X	X	X
	Establishments with 500 to 999 employees	2	X	X	X
	Establishments with 1,000 employees or more	1	X	X	X
4243	Apparel, piece goods, and notions merchant wholesalers				
	All establishments	18	204	1 965	9 199
	Establishments with 1 to 4 employees	11	X	X	X
	Establishments with 5 to 9 employees	3	X	X	X
	Establishments with 10 to 19 employees	1	X	X	X
	Establishments with 20 to 49 employees	2	X	X	X
	Establishments with 50 to 99 employees	1	X	X	X
	Establishments with 100 to 249 employees	—	X	X	X
	Establishments with 250 to 499 employees	—	X	X	X
	Establishments with 500 to 999 employees	—	X	X	X
	Establishments with 1,000 employees or more	—	X	X	X
4244	Grocery and related product merchant wholesalers				
	All establishments	36	261	2 013	7 875
	Establishments with 1 to 4 employees	21	X	X	X
	Establishments with 5 to 9 employees	3	X	X	X
	Establishments with 10 to 19 employees	10	X	X	X
	Establishments with 20 to 49 employees	2	X	X	X
	Establishments with 50 to 99 employees	—	X	X	X
	Establishments with 100 to 249 employees	—	X	X	X
	Establishments with 250 to 499 employees	—	X	X	X
	Establishments with 500 to 999 employees	—	X	X	X
	Establishments with 1,000 employees or more	—	X	X	X
4248	Beer, wine, and distilled alcoholic beverage merchant wholesalers				
	All establishments	5	272	3 999	17 796
	Establishments with 1 to 4 employees	1	X	X	X
	Establishments with 5 to 9 employees	1	X	X	X
	Establishments with 10 to 19 employees	—	X	X	X
	Establishments with 20 to 49 employees	—	X	X	X
	Establishments with 50 to 99 employees	2	X	X	X
	Establishments with 100 to 249 employees	1	X	X	X
	Establishments with 250 to 499 employees	—	X	X	X
	Establishments with 500 to 999 employees	—	X	X	X
	Establishments with 1,000 employees or more	—	X	X	X

See footnotes at end of table.

Table 5. Establishments, Employees, and Payroll by Industry and Employment Size of Establishments by County: 2004—Con.

[Excludes most government employees, railroad employees, and self-employed persons. Size class 1 to 4 employees includes establishments having payroll, but no employees, during mid-March pay period. For meaning of abbreviations and symbols, see introductory text. For explanation of terms, see Appendix A. For statement on reliability, see the note at the end of the table and Appendix C]

NAICS code	Geography, kind of business, and employment size class	Establishments (number)	Paid employees for pay period including March 12 (number)	First-quarter payroll (\$1,000)	Annual payroll (\$1,000)
42	MERCER—Con.				
	Wholesale trade—Con.				
424	Nondurable goods merchant wholesalers—Con.				
4248	Beer, wine, and distilled alcoholic beverage merchant wholesalers—Con.				
42481	Beer and ale merchant wholesalers				
	All establishments	2	c	D	D
	Establishments with 1 to 4 employees	—	X	X	X
	Establishments with 5 to 9 employees	—	X	X	X
	Establishments with 10 to 19 employees	—	X	X	X
	Establishments with 20 to 49 employees	—	X	X	X
	Establishments with 50 to 99 employees	2	X	X	X
	Establishments with 100 to 249 employees	—	X	X	X
	Establishments with 250 to 499 employees	—	X	X	X
	Establishments with 500 to 999 employees	—	X	X	X
	Establishments with 1,000 employees or more	—	X	X	X
424810	Beer and ale merchant wholesalers				
	All establishments	2	c	D	D
	Establishments with 1 to 4 employees	—	X	X	X
	Establishments with 5 to 9 employees	—	X	X	X
	Establishments with 10 to 19 employees	—	X	X	X
	Establishments with 20 to 49 employees	—	X	X	X
	Establishments with 50 to 99 employees	2	X	X	X
	Establishments with 100 to 249 employees	—	X	X	X
	Establishments with 250 to 499 employees	—	X	X	X
	Establishments with 500 to 999 employees	—	X	X	X
	Establishments with 1,000 employees or more	—	X	X	X
42482	Wine and distilled alcoholic beverage merchant wholesalers				
	All establishments	3	c	D	D
	Establishments with 1 to 4 employees	1	X	X	X
	Establishments with 5 to 9 employees	—	X	X	X
	Establishments with 10 to 19 employees	—	X	X	X
	Establishments with 20 to 49 employees	—	X	X	X
	Establishments with 50 to 99 employees	—	X	X	X
	Establishments with 100 to 249 employees	1	X	X	X
	Establishments with 250 to 499 employees	—	X	X	X
	Establishments with 500 to 999 employees	—	X	X	X
	Establishments with 1,000 employees or more	—	X	X	X
424820	Wine and distilled alcoholic beverage merchant wholesalers				
	All establishments	3	c	D	D
	Establishments with 1 to 4 employees	1	X	X	X
	Establishments with 5 to 9 employees	—	X	X	X
	Establishments with 10 to 19 employees	—	X	X	X
	Establishments with 20 to 49 employees	—	X	X	X
	Establishments with 50 to 99 employees	—	X	X	X
	Establishments with 100 to 249 employees	1	X	X	X
	Establishments with 250 to 499 employees	—	X	X	X
	Establishments with 500 to 999 employees	—	X	X	X
	Establishments with 1,000 employees or more	—	X	X	X
4249	Miscellaneous nondurable goods merchant wholesalers				
	All establishments	41	585	6 232	25 443
	Establishments with 1 to 4 employees	24	X	X	X
	Establishments with 5 to 9 employees	5	X	X	X
	Establishments with 10 to 19 employees	5	X	X	X
	Establishments with 20 to 49 employees	3	X	X	X
	Establishments with 50 to 99 employees	3	X	X	X
	Establishments with 100 to 249 employees	1	X	X	X
	Establishments with 250 to 499 employees	—	X	X	X
	Establishments with 500 to 999 employees	—	X	X	X
	Establishments with 1,000 employees or more	—	X	X	X
42493	Flower, nursery stock, and florists' supplies merchant wholesalers				
	All establishments	6	182	1 473	6 471
	Establishments with 1 to 4 employees	1	X	X	X
	Establishments with 5 to 9 employees	2	X	X	X
	Establishments with 10 to 19 employees	1	X	X	X
	Establishments with 20 to 49 employees	1	X	X	X
	Establishments with 50 to 99 employees	—	X	X	X
	Establishments with 100 to 249 employees	1	X	X	X
	Establishments with 250 to 499 employees	—	X	X	X
	Establishments with 500 to 999 employees	—	X	X	X
	Establishments with 1,000 employees or more	—	X	X	X
424930	Flower, nursery stock, and florists' supplies merchant wholesalers				
	All establishments	6	182	1 473	6 471
	Establishments with 1 to 4 employees	1	X	X	X
	Establishments with 5 to 9 employees	2	X	X	X
	Establishments with 10 to 19 employees	1	X	X	X
	Establishments with 20 to 49 employees	1	X	X	X
	Establishments with 50 to 99 employees	—	X	X	X
	Establishments with 100 to 249 employees	1	X	X	X
	Establishments with 250 to 499 employees	—	X	X	X
	Establishments with 500 to 999 employees	—	X	X	X
	Establishments with 1,000 employees or more	—	X	X	X

See footnotes at end of table.

Table 5. Establishments, Employees, and Payroll by Industry and Employment Size of Establishments by County: 2004—Con.

[Excludes most government employees, railroad employees, and self-employed persons. Size class 1 to 4 employees includes establishments having payroll, but no employees, during mid-March pay period. For meaning of abbreviations and symbols, see introductory text. For explanation of terms, see Appendix A. For statement on reliability, see the note at the end of the table and Appendix C]

NAICS code	Geography, kind of business, and employment size class	Establishments (number)	Paid employees for pay period including March 12 (number)	First-quarter payroll (\$1,000)	Annual payroll (\$1,000)
42	MERCER—Con.				
	Wholesale trade—Con.				
424	Nondurable goods merchant wholesalers—Con.				
4249	Miscellaneous nondurable goods merchant wholesalers—Con.				
42499	Other miscellaneous nondurable goods merchant wholesalers				
	All establishments	25	254	2 046	10 224
	Establishments with 1 to 4 employees	20	X	X	X
	Establishments with 5 to 9 employees	1	X	X	X
	Establishments with 10 to 19 employees	1	X	X	X
	Establishments with 20 to 49 employees	1	X	X	X
	Establishments with 50 to 99 employees	2	X	X	X
	Establishments with 100 to 249 employees	—	X	X	X
	Establishments with 250 to 499 employees	—	X	X	X
	Establishments with 500 to 999 employees	—	X	X	X
	Establishments with 1,000 employees or more	—	X	X	X
424990	Other miscellaneous nondurable goods merchant wholesalers				
	All establishments	25	254	2 046	10 224
	Establishments with 1 to 4 employees	20	X	X	X
	Establishments with 5 to 9 employees	1	X	X	X
	Establishments with 10 to 19 employees	1	X	X	X
	Establishments with 20 to 49 employees	1	X	X	X
	Establishments with 50 to 99 employees	2	X	X	X
	Establishments with 100 to 249 employees	—	X	X	X
	Establishments with 250 to 499 employees	—	X	X	X
	Establishments with 500 to 999 employees	—	X	X	X
	Establishments with 1,000 employees or more	—	X	X	X
425	Wholesale electronic markets and agents and brokers				
	All establishments	53	206	2 116	10 789
	Establishments with 1 to 4 employees	40	X	X	X
	Establishments with 5 to 9 employees	10	X	X	X
	Establishments with 10 to 19 employees	1	X	X	X
	Establishments with 20 to 49 employees	2	X	X	X
	Establishments with 50 to 99 employees	—	X	X	X
	Establishments with 100 to 249 employees	—	X	X	X
	Establishments with 250 to 499 employees	—	X	X	X
	Establishments with 500 to 999 employees	—	X	X	X
	Establishments with 1,000 employees or more	—	X	X	X
4251	Wholesale electronic markets and agents and brokers				
	All establishments	53	206	2 116	10 789
	Establishments with 1 to 4 employees	40	X	X	X
	Establishments with 5 to 9 employees	10	X	X	X
	Establishments with 10 to 19 employees	1	X	X	X
	Establishments with 20 to 49 employees	2	X	X	X
	Establishments with 50 to 99 employees	—	X	X	X
	Establishments with 100 to 249 employees	—	X	X	X
	Establishments with 250 to 499 employees	—	X	X	X
	Establishments with 500 to 999 employees	—	X	X	X
	Establishments with 1,000 employees or more	—	X	X	X
42512	Wholesale trade agents and brokers				
	All establishments	53	206	2 116	10 789
	Establishments with 1 to 4 employees	40	X	X	X
	Establishments with 5 to 9 employees	10	X	X	X
	Establishments with 10 to 19 employees	1	X	X	X
	Establishments with 20 to 49 employees	2	X	X	X
	Establishments with 50 to 99 employees	—	X	X	X
	Establishments with 100 to 249 employees	—	X	X	X
	Establishments with 250 to 499 employees	—	X	X	X
	Establishments with 500 to 999 employees	—	X	X	X
	Establishments with 1,000 employees or more	—	X	X	X
425120	Wholesale trade agents and brokers				
	All establishments	53	206	2 116	10 789
	Establishments with 1 to 4 employees	40	X	X	X
	Establishments with 5 to 9 employees	10	X	X	X
	Establishments with 10 to 19 employees	1	X	X	X
	Establishments with 20 to 49 employees	2	X	X	X
	Establishments with 50 to 99 employees	—	X	X	X
	Establishments with 100 to 249 employees	—	X	X	X
	Establishments with 250 to 499 employees	—	X	X	X
	Establishments with 500 to 999 employees	—	X	X	X
	Establishments with 1,000 employees or more	—	X	X	X
44-45	Retail trade				
	All establishments	1 419	21 538	112 112	475 298
	Establishments with 1 to 4 employees	639	X	X	X
	Establishments with 5 to 9 employees	333	X	X	X
	Establishments with 10 to 19 employees	207	X	X	X
	Establishments with 20 to 49 employees	146	X	X	X
	Establishments with 50 to 99 employees	52	X	X	X
	Establishments with 100 to 249 employees	34	X	X	X
	Establishments with 250 to 499 employees	8	X	X	X
	Establishments with 500 to 999 employees	—	X	X	X
	Establishments with 1,000 employees or more	—	X	X	X

See footnotes at end of table.

Table 5. Establishments, Employees, and Payroll by Industry and Employment Size of Establishments by County: 2004—Con.

[Excludes most government employees, railroad employees, and self-employed persons. Size class 1 to 4 employees includes establishments having payroll, but no employees, during mid-March pay period. For meaning of abbreviations and symbols, see introductory text. For explanation of terms, see Appendix A. For statement on reliability, see the note at the end of the table and Appendix C]

NAICS code	Geography, kind of business, and employment size class	Establishments (number)	Paid employees for pay period including March 12 (number)	First-quarter payroll (\$1,000)	Annual payroll (\$1,000)
	MERCER—Con.				
44-45	Retail trade—Con.				
441	Motor vehicle and parts dealers				
	All establishments	104	2 349	22 301	97 739
	Establishments with 1 to 4 employees	27	X	X	X
	Establishments with 5 to 9 employees	25	X	X	X
	Establishments with 10 to 19 employees	16	X	X	X
	Establishments with 20 to 49 employees	19	X	X	X
	Establishments with 50 to 99 employees	13	X	X	X
	Establishments with 100 to 249 employees	4	X	X	X
	Establishments with 250 to 499 employees	—	X	X	X
	Establishments with 500 to 999 employees	—	X	X	X
	Establishments with 1,000 employees or more	—	X	X	X
4411	Automobile dealers				
	All establishments	51	1 864	19 176	84 353
	Establishments with 1 to 4 employees	10	X	X	X
	Establishments with 5 to 9 employees	9	X	X	X
	Establishments with 10 to 19 employees	3	X	X	X
	Establishments with 20 to 49 employees	12	X	X	X
	Establishments with 50 to 99 employees	13	X	X	X
	Establishments with 100 to 249 employees	4	X	X	X
	Establishments with 250 to 499 employees	—	X	X	X
	Establishments with 500 to 999 employees	—	X	X	X
	Establishments with 1,000 employees or more	—	X	X	X
44111	New car dealers				
	All establishments	36	1 807	18 816	82 853
	Establishments with 1 to 4 employees	1	X	X	X
	Establishments with 5 to 9 employees	4	X	X	X
	Establishments with 10 to 19 employees	2	X	X	X
	Establishments with 20 to 49 employees	12	X	X	X
	Establishments with 50 to 99 employees	13	X	X	X
	Establishments with 100 to 249 employees	4	X	X	X
	Establishments with 250 to 499 employees	—	X	X	X
	Establishments with 500 to 999 employees	—	X	X	X
	Establishments with 1,000 employees or more	—	X	X	X
441110	New car dealers				
	All establishments	36	1 807	18 816	82 853
	Establishments with 1 to 4 employees	1	X	X	X
	Establishments with 5 to 9 employees	4	X	X	X
	Establishments with 10 to 19 employees	2	X	X	X
	Establishments with 20 to 49 employees	12	X	X	X
	Establishments with 50 to 99 employees	13	X	X	X
	Establishments with 100 to 249 employees	4	X	X	X
	Establishments with 250 to 499 employees	—	X	X	X
	Establishments with 500 to 999 employees	—	X	X	X
	Establishments with 1,000 employees or more	—	X	X	X
4413	Automotive parts, accessories, and tire stores				
	All establishments	45	405	2 520	10 448
	Establishments with 1 to 4 employees	15	X	X	X
	Establishments with 5 to 9 employees	13	X	X	X
	Establishments with 10 to 19 employees	12	X	X	X
	Establishments with 20 to 49 employees	5	X	X	X
	Establishments with 50 to 99 employees	—	X	X	X
	Establishments with 100 to 249 employees	—	X	X	X
	Establishments with 250 to 499 employees	—	X	X	X
	Establishments with 500 to 999 employees	—	X	X	X
	Establishments with 1,000 employees or more	—	X	X	X
44131	Automotive parts and accessories stores				
	All establishments	28	261	1 435	6 370
	Establishments with 1 to 4 employees	11	X	X	X
	Establishments with 5 to 9 employees	4	X	X	X
	Establishments with 10 to 19 employees	9	X	X	X
	Establishments with 20 to 49 employees	4	X	X	X
	Establishments with 50 to 99 employees	—	X	X	X
	Establishments with 100 to 249 employees	—	X	X	X
	Establishments with 250 to 499 employees	—	X	X	X
	Establishments with 500 to 999 employees	—	X	X	X
	Establishments with 1,000 employees or more	—	X	X	X
441310	Automotive parts and accessories stores				
	All establishments	28	261	1 435	6 370
	Establishments with 1 to 4 employees	11	X	X	X
	Establishments with 5 to 9 employees	4	X	X	X
	Establishments with 10 to 19 employees	9	X	X	X
	Establishments with 20 to 49 employees	4	X	X	X
	Establishments with 50 to 99 employees	—	X	X	X
	Establishments with 100 to 249 employees	—	X	X	X
	Establishments with 250 to 499 employees	—	X	X	X
	Establishments with 500 to 999 employees	—	X	X	X
	Establishments with 1,000 employees or more	—	X	X	X

See footnotes at end of table.

Table 5. Establishments, Employees, and Payroll by Industry and Employment Size of Establishments by County: 2004—Con.

[Excludes most government employees, railroad employees, and self-employed persons. Size class 1 to 4 employees includes establishments having payroll, but no employees, during mid-March pay period. For meaning of abbreviations and symbols, see introductory text. For explanation of terms, see Appendix A. For statement on reliability, see the note at the end of the table and Appendix C]

NAICS code	Geography, kind of business, and employment size class	Establishments (number)	Paid employees for pay period including March 12 (number)	First-quarter payroll (\$1,000)	Annual payroll (\$1,000)
MERCER—Con.					
44-45	Retail trade—Con.				
441	Motor vehicle and parts dealers—Con.				
4413	Automotive parts, accessories, and tire stores—Con.				
44132	Tire dealers				
	All establishments	17	144	1 085	4 078
	Establishments with 1 to 4 employees	4	X	X	X
	Establishments with 5 to 9 employees	9	X	X	X
	Establishments with 10 to 19 employees	3	X	X	X
	Establishments with 20 to 49 employees	1	X	X	X
	Establishments with 50 to 99 employees	—	X	X	X
	Establishments with 100 to 249 employees	—	X	X	X
	Establishments with 250 to 499 employees	—	X	X	X
	Establishments with 500 to 999 employees	—	X	X	X
	Establishments with 1,000 employees or more	—	X	X	X
441320	Tire dealers				
	All establishments	17	144	1 085	4 078
	Establishments with 1 to 4 employees	4	X	X	X
	Establishments with 5 to 9 employees	9	X	X	X
	Establishments with 10 to 19 employees	3	X	X	X
	Establishments with 20 to 49 employees	1	X	X	X
	Establishments with 50 to 99 employees	—	X	X	X
	Establishments with 100 to 249 employees	—	X	X	X
	Establishments with 250 to 499 employees	—	X	X	X
	Establishments with 500 to 999 employees	—	X	X	X
	Establishments with 1,000 employees or more	—	X	X	X
442	Furniture and home furnishings stores				
	All establishments	92	888	4 918	20 639
	Establishments with 1 to 4 employees	44	X	X	X
	Establishments with 5 to 9 employees	19	X	X	X
	Establishments with 10 to 19 employees	16	X	X	X
	Establishments with 20 to 49 employees	11	X	X	X
	Establishments with 50 to 99 employees	2	X	X	X
	Establishments with 100 to 249 employees	—	X	X	X
	Establishments with 250 to 499 employees	—	X	X	X
	Establishments with 500 to 999 employees	—	X	X	X
	Establishments with 1,000 employees or more	—	X	X	X
4421	Furniture stores				
	All establishments	40	291	2 032	9 134
	Establishments with 1 to 4 employees	23	X	X	X
	Establishments with 5 to 9 employees	10	X	X	X
	Establishments with 10 to 19 employees	3	X	X	X
	Establishments with 20 to 49 employees	4	X	X	X
	Establishments with 50 to 99 employees	—	X	X	X
	Establishments with 100 to 249 employees	—	X	X	X
	Establishments with 250 to 499 employees	—	X	X	X
	Establishments with 500 to 999 employees	—	X	X	X
	Establishments with 1,000 employees or more	—	X	X	X
44211	Furniture stores				
	All establishments	40	291	2 032	9 134
	Establishments with 1 to 4 employees	23	X	X	X
	Establishments with 5 to 9 employees	10	X	X	X
	Establishments with 10 to 19 employees	3	X	X	X
	Establishments with 20 to 49 employees	4	X	X	X
	Establishments with 50 to 99 employees	—	X	X	X
	Establishments with 100 to 249 employees	—	X	X	X
	Establishments with 250 to 499 employees	—	X	X	X
	Establishments with 500 to 999 employees	—	X	X	X
	Establishments with 1,000 employees or more	—	X	X	X
442110	Furniture stores				
	All establishments	40	291	2 032	9 134
	Establishments with 1 to 4 employees	23	X	X	X
	Establishments with 5 to 9 employees	10	X	X	X
	Establishments with 10 to 19 employees	3	X	X	X
	Establishments with 20 to 49 employees	4	X	X	X
	Establishments with 50 to 99 employees	—	X	X	X
	Establishments with 100 to 249 employees	—	X	X	X
	Establishments with 250 to 499 employees	—	X	X	X
	Establishments with 500 to 999 employees	—	X	X	X
	Establishments with 1,000 employees or more	—	X	X	X
4422	Home furnishings stores				
	All establishments	52	597	2 886	11 505
	Establishments with 1 to 4 employees	21	X	X	X
	Establishments with 5 to 9 employees	9	X	X	X
	Establishments with 10 to 19 employees	13	X	X	X
	Establishments with 20 to 49 employees	7	X	X	X
	Establishments with 50 to 99 employees	2	X	X	X
	Establishments with 100 to 249 employees	—	X	X	X
	Establishments with 250 to 499 employees	—	X	X	X
	Establishments with 500 to 999 employees	—	X	X	X
	Establishments with 1,000 employees or more	—	X	X	X

See footnotes at end of table.

Table 5. Establishments, Employees, and Payroll by Industry and Employment Size of Establishments by County: 2004—Con.

[Excludes most government employees, railroad employees, and self-employed persons. Size class 1 to 4 employees includes establishments having payroll, but no employees, during mid-March pay period. For meaning of abbreviations and symbols, see introductory text. For explanation of terms, see Appendix A. For statement on reliability, see the note at the end of the table and Appendix C]

NAICS code	Geography, kind of business, and employment size class	Establishments (number)	Paid employees for pay period including March 12 (number)	First-quarter payroll (\$1,000)	Annual payroll (\$1,000)
	MERCER—Con.				
44-45	Retail trade—Con.				
442	Furniture and home furnishings stores—Con.				
4422	Home furnishings stores—Con.				
44221	Floor covering stores				
	All establishments	14	107	1 029	4 116
	Establishments with 1 to 4 employees	8	X	X	X
	Establishments with 5 to 9 employees	—	X	X	X
	Establishments with 10 to 19 employees	4	X	X	X
	Establishments with 20 to 49 employees	2	X	X	X
	Establishments with 50 to 99 employees	—	X	X	X
	Establishments with 100 to 249 employees	—	X	X	X
	Establishments with 250 to 499 employees	—	X	X	X
	Establishments with 500 to 999 employees	—	X	X	X
	Establishments with 1,000 employees or more	—	X	X	X
442210	Floor covering stores				
	All establishments	14	107	1 029	4 116
	Establishments with 1 to 4 employees	8	X	X	X
	Establishments with 5 to 9 employees	—	X	X	X
	Establishments with 10 to 19 employees	4	X	X	X
	Establishments with 20 to 49 employees	2	X	X	X
	Establishments with 50 to 99 employees	—	X	X	X
	Establishments with 100 to 249 employees	—	X	X	X
	Establishments with 250 to 499 employees	—	X	X	X
	Establishments with 500 to 999 employees	—	X	X	X
	Establishments with 1,000 employees or more	—	X	X	X
44229	Other home furnishings stores				
	All establishments	38	490	1 857	7 389
	Establishments with 1 to 4 employees	13	X	X	X
	Establishments with 5 to 9 employees	9	X	X	X
	Establishments with 10 to 19 employees	9	X	X	X
	Establishments with 20 to 49 employees	5	X	X	X
	Establishments with 50 to 99 employees	2	X	X	X
	Establishments with 100 to 249 employees	—	X	X	X
	Establishments with 250 to 499 employees	—	X	X	X
	Establishments with 500 to 999 employees	—	X	X	X
	Establishments with 1,000 employees or more	—	X	X	X
442299	All other home furnishings stores				
	All establishments	33	464	1 727	6 740
	Establishments with 1 to 4 employees	10	X	X	X
	Establishments with 5 to 9 employees	8	X	X	X
	Establishments with 10 to 19 employees	8	X	X	X
	Establishments with 20 to 49 employees	5	X	X	X
	Establishments with 50 to 99 employees	2	X	X	X
	Establishments with 100 to 249 employees	—	X	X	X
	Establishments with 250 to 499 employees	—	X	X	X
	Establishments with 500 to 999 employees	—	X	X	X
	Establishments with 1,000 employees or more	—	X	X	X
443	Electronics and appliance stores				
	All establishments	50	569	3 438	14 535
	Establishments with 1 to 4 employees	19	X	X	X
	Establishments with 5 to 9 employees	19	X	X	X
	Establishments with 10 to 19 employees	6	X	X	X
	Establishments with 20 to 49 employees	4	X	X	X
	Establishments with 50 to 99 employees	1	X	X	X
	Establishments with 100 to 249 employees	1	X	X	X
	Establishments with 250 to 499 employees	—	X	X	X
	Establishments with 500 to 999 employees	—	X	X	X
	Establishments with 1,000 employees or more	—	X	X	X
4431	Electronics and appliance stores				
	All establishments	50	569	3 438	14 535
	Establishments with 1 to 4 employees	19	X	X	X
	Establishments with 5 to 9 employees	19	X	X	X
	Establishments with 10 to 19 employees	6	X	X	X
	Establishments with 20 to 49 employees	4	X	X	X
	Establishments with 50 to 99 employees	1	X	X	X
	Establishments with 100 to 249 employees	1	X	X	X
	Establishments with 250 to 499 employees	—	X	X	X
	Establishments with 500 to 999 employees	—	X	X	X
	Establishments with 1,000 employees or more	—	X	X	X
44311	Appliance, television, and other electronics stores				
	All establishments	35	479	2 908	11 991
	Establishments with 1 to 4 employees	10	X	X	X
	Establishments with 5 to 9 employees	15	X	X	X
	Establishments with 10 to 19 employees	5	X	X	X
	Establishments with 20 to 49 employees	3	X	X	X
	Establishments with 50 to 99 employees	1	X	X	X
	Establishments with 100 to 249 employees	1	X	X	X
	Establishments with 250 to 499 employees	—	X	X	X
	Establishments with 500 to 999 employees	—	X	X	X
	Establishments with 1,000 employees or more	—	X	X	X

See footnotes at end of table.

Table 5. Establishments, Employees, and Payroll by Industry and Employment Size of Establishments by County: 2004—Con.

[Excludes most government employees, railroad employees, and self-employed persons. Size class 1 to 4 employees includes establishments having payroll, but no employees, during mid-March pay period. For meaning of abbreviations and symbols, see introductory text. For explanation of terms, see Appendix A. For statement on reliability, see the note at the end of the table and Appendix C]

NAICS code	Geography, kind of business, and employment size class	Establishments (number)	Paid employees for pay period including March 12 (number)	First-quarter payroll (\$1,000)	Annual payroll (\$1,000)
	MERCER—Con.				
44-45	Retail trade—Con.				
443	Electronics and appliance stores—Con.				
4431	Electronics and appliance stores—Con.				
44311	Appliance, television, and other electronics stores—Con.				
443111	Household appliance stores				
	All establishments	10	136	1 099	4 482
	Establishments with 1 to 4 employees	2	X	X	X
	Establishments with 5 to 9 employees	4	X	X	X
	Establishments with 10 to 19 employees	1	X	X	X
	Establishments with 20 to 49 employees	3	X	X	X
	Establishments with 50 to 99 employees	—	X	X	X
	Establishments with 100 to 249 employees	—	X	X	X
	Establishments with 250 to 499 employees	—	X	X	X
	Establishments with 500 to 999 employees	—	X	X	X
	Establishments with 1,000 employees or more	—	X	X	X
443112	Radio, television, and other electronics stores				
	All establishments	25	343	1 809	7 509
	Establishments with 1 to 4 employees	8	X	X	X
	Establishments with 5 to 9 employees	11	X	X	X
	Establishments with 10 to 19 employees	4	X	X	X
	Establishments with 20 to 49 employees	—	X	X	X
	Establishments with 50 to 99 employees	1	X	X	X
	Establishments with 100 to 249 employees	1	X	X	X
	Establishments with 250 to 499 employees	—	X	X	X
	Establishments with 500 to 999 employees	—	X	X	X
	Establishments with 1,000 employees or more	—	X	X	X
444	Building material and garden equipment and supplies dealers				
	All establishments	96	1 567	9 623	41 392
	Establishments with 1 to 4 employees	43	X	X	X
	Establishments with 5 to 9 employees	30	X	X	X
	Establishments with 10 to 19 employees	11	X	X	X
	Establishments with 20 to 49 employees	5	X	X	X
	Establishments with 50 to 99 employees	1	X	X	X
	Establishments with 100 to 249 employees	6	X	X	X
	Establishments with 250 to 499 employees	—	X	X	X
	Establishments with 500 to 999 employees	—	X	X	X
	Establishments with 1,000 employees or more	—	X	X	X
4441	Building material and supplies dealers				
	All establishments	70	1 445	8 995	38 040
	Establishments with 1 to 4 employees	25	X	X	X
	Establishments with 5 to 9 employees	25	X	X	X
	Establishments with 10 to 19 employees	9	X	X	X
	Establishments with 20 to 49 employees	4	X	X	X
	Establishments with 50 to 99 employees	1	X	X	X
	Establishments with 100 to 249 employees	6	X	X	X
	Establishments with 250 to 499 employees	—	X	X	X
	Establishments with 500 to 999 employees	—	X	X	X
	Establishments with 1,000 employees or more	—	X	X	X
44411	Home centers				
	All establishments	9	970	5 289	22 220
	Establishments with 1 to 4 employees	2	X	X	X
	Establishments with 5 to 9 employees	—	X	X	X
	Establishments with 10 to 19 employees	—	X	X	X
	Establishments with 20 to 49 employees	1	X	X	X
	Establishments with 50 to 99 employees	—	X	X	X
	Establishments with 100 to 249 employees	6	X	X	X
	Establishments with 250 to 499 employees	—	X	X	X
	Establishments with 500 to 999 employees	—	X	X	X
	Establishments with 1,000 employees or more	—	X	X	X
444110	Home centers				
	All establishments	9	970	5 289	22 220
	Establishments with 1 to 4 employees	2	X	X	X
	Establishments with 5 to 9 employees	—	X	X	X
	Establishments with 10 to 19 employees	—	X	X	X
	Establishments with 20 to 49 employees	1	X	X	X
	Establishments with 50 to 99 employees	—	X	X	X
	Establishments with 100 to 249 employees	6	X	X	X
	Establishments with 250 to 499 employees	—	X	X	X
	Establishments with 500 to 999 employees	—	X	X	X
	Establishments with 1,000 employees or more	—	X	X	X
44419	Other building material dealers				
	All establishments	39	349	2 976	12 800
	Establishments with 1 to 4 employees	11	X	X	X
	Establishments with 5 to 9 employees	18	X	X	X
	Establishments with 10 to 19 employees	7	X	X	X
	Establishments with 20 to 49 employees	2	X	X	X
	Establishments with 50 to 99 employees	1	X	X	X
	Establishments with 100 to 249 employees	—	X	X	X
	Establishments with 250 to 499 employees	—	X	X	X
	Establishments with 500 to 999 employees	—	X	X	X
	Establishments with 1,000 employees or more	—	X	X	X

See footnotes at end of table.

Table 5. Establishments, Employees, and Payroll by Industry and Employment Size of Establishments by County: 2004—Con.

[Excludes most government employees, railroad employees, and self-employed persons. Size class 1 to 4 employees includes establishments having payroll, but no employees, during mid-March pay period. For meaning of abbreviations and symbols, see introductory text. For explanation of terms, see Appendix A. For statement on reliability, see the note at the end of the table and Appendix C]

NAICS code	Geography, kind of business, and employment size class	Establishments (number)	Paid employees for pay period including March 12 (number)	First-quarter payroll (\$1,000)	Annual payroll (\$1,000)
44-45	MERCER—Con.				
	Retail trade—Con.				
444	Building material and garden equipment and supplies dealers—Con.				
4441	Building material and supplies dealers—Con.				
44419	Other building material dealers—Con.				
444190	Other building material dealers				
	All establishments	39	349	2 976	12 800
	Establishments with 1 to 4 employees	11	X	X	X
	Establishments with 5 to 9 employees	18	X	X	X
	Establishments with 10 to 19 employees	7	X	X	X
	Establishments with 20 to 49 employees	2	X	X	X
	Establishments with 50 to 99 employees	1	X	X	X
	Establishments with 100 to 249 employees	—	X	X	X
	Establishments with 250 to 499 employees	—	X	X	X
	Establishments with 500 to 999 employees	—	X	X	X
	Establishments with 1,000 employees or more	—	X	X	X
4442	Lawn and garden equipment and supplies stores				
	All establishments	26	122	628	3 352
	Establishments with 1 to 4 employees	18	X	X	X
	Establishments with 5 to 9 employees	5	X	X	X
	Establishments with 10 to 19 employees	2	X	X	X
	Establishments with 20 to 49 employees	1	X	X	X
	Establishments with 50 to 99 employees	—	X	X	X
	Establishments with 100 to 249 employees	—	X	X	X
	Establishments with 250 to 499 employees	—	X	X	X
	Establishments with 500 to 999 employees	—	X	X	X
	Establishments with 1,000 employees or more	—	X	X	X
445	Food and beverage stores				
	All establishments	277	5 228	24 594	104 219
	Establishments with 1 to 4 employees	154	X	X	X
	Establishments with 5 to 9 employees	51	X	X	X
	Establishments with 10 to 19 employees	29	X	X	X
	Establishments with 20 to 49 employees	19	X	X	X
	Establishments with 50 to 99 employees	8	X	X	X
	Establishments with 100 to 249 employees	12	X	X	X
	Establishments with 250 to 499 employees	4	X	X	X
	Establishments with 500 to 999 employees	—	X	X	X
	Establishments with 1,000 employees or more	—	X	X	X
4451	Grocery stores				
	All establishments	171	4 483	21 433	91 728
	Establishments with 1 to 4 employees	93	X	X	X
	Establishments with 5 to 9 employees	24	X	X	X
	Establishments with 10 to 19 employees	18	X	X	X
	Establishments with 20 to 49 employees	13	X	X	X
	Establishments with 50 to 99 employees	8	X	X	X
	Establishments with 100 to 249 employees	11	X	X	X
	Establishments with 250 to 499 employees	4	X	X	X
	Establishments with 500 to 999 employees	—	X	X	X
	Establishments with 1,000 employees or more	—	X	X	X
44511	Supermarkets and other grocery (except convenience) stores				
	All establishments	117	4 110	20 007	85 346
	Establishments with 1 to 4 employees	66	X	X	X
	Establishments with 5 to 9 employees	16	X	X	X
	Establishments with 10 to 19 employees	3	X	X	X
	Establishments with 20 to 49 employees	9	X	X	X
	Establishments with 50 to 99 employees	8	X	X	X
	Establishments with 100 to 249 employees	11	X	X	X
	Establishments with 250 to 499 employees	4	X	X	X
	Establishments with 500 to 999 employees	—	X	X	X
	Establishments with 1,000 employees or more	—	X	X	X
445110	Supermarkets and other grocery (except convenience) stores				
	All establishments	117	4 110	20 007	85 346
	Establishments with 1 to 4 employees	66	X	X	X
	Establishments with 5 to 9 employees	16	X	X	X
	Establishments with 10 to 19 employees	3	X	X	X
	Establishments with 20 to 49 employees	9	X	X	X
	Establishments with 50 to 99 employees	8	X	X	X
	Establishments with 100 to 249 employees	11	X	X	X
	Establishments with 250 to 499 employees	4	X	X	X
	Establishments with 500 to 999 employees	—	X	X	X
	Establishments with 1,000 employees or more	—	X	X	X
44512	Convenience stores				
	All establishments	54	373	1 426	6 382
	Establishments with 1 to 4 employees	27	X	X	X
	Establishments with 5 to 9 employees	8	X	X	X
	Establishments with 10 to 19 employees	15	X	X	X
	Establishments with 20 to 49 employees	4	X	X	X
	Establishments with 50 to 99 employees	—	X	X	X
	Establishments with 100 to 249 employees	—	X	X	X
	Establishments with 250 to 499 employees	—	X	X	X
	Establishments with 500 to 999 employees	—	X	X	X
	Establishments with 1,000 employees or more	—	X	X	X

See footnotes at end of table.

Table 5. Establishments, Employees, and Payroll by Industry and Employment Size of Establishments by County: 2004—Con.

[Excludes most government employees, railroad employees, and self-employed persons. Size class 1 to 4 employees includes establishments having payroll, but no employees, during mid-March pay period. For meaning of abbreviations and symbols, see introductory text. For explanation of terms, see Appendix A. For statement on reliability, see the note at the end of the table and Appendix C]

NAICS code	Geography, kind of business, and employment size class	Establishments (number)	Paid employees for pay period including March 12 (number)	First-quarter payroll (\$1,000)	Annual payroll (\$1,000)
MERCER—Con.					
44-45	Retail trade—Con.				
445	Food and beverage stores—Con.				
4451	Grocery stores—Con.				
44512	Convenience stores—Con.				
445120	Convenience stores				
	All establishments	54	373	1 426	6 382
	Establishments with 1 to 4 employees	27	X	X	X
	Establishments with 5 to 9 employees	8	X	X	X
	Establishments with 10 to 19 employees	15	X	X	X
	Establishments with 20 to 49 employees	4	X	X	X
	Establishments with 50 to 99 employees	—	X	X	X
	Establishments with 100 to 249 employees	—	X	X	X
	Establishments with 250 to 499 employees	—	X	X	X
	Establishments with 500 to 999 employees	—	X	X	X
	Establishments with 1,000 employees or more	—	X	X	X
4452	Specialty food stores				
	All establishments	35	224	1 013	4 774
	Establishments with 1 to 4 employees	19	X	X	X
	Establishments with 5 to 9 employees	10	X	X	X
	Establishments with 10 to 19 employees	3	X	X	X
	Establishments with 20 to 49 employees	3	X	X	X
	Establishments with 50 to 99 employees	—	X	X	X
	Establishments with 100 to 249 employees	—	X	X	X
	Establishments with 250 to 499 employees	—	X	X	X
	Establishments with 500 to 999 employees	—	X	X	X
	Establishments with 1,000 employees or more	—	X	X	X
44529	Other specialty food stores				
	All establishments	23	165	764	3 623
	Establishments with 1 to 4 employees	11	X	X	X
	Establishments with 5 to 9 employees	8	X	X	X
	Establishments with 10 to 19 employees	2	X	X	X
	Establishments with 20 to 49 employees	2	X	X	X
	Establishments with 50 to 99 employees	—	X	X	X
	Establishments with 100 to 249 employees	—	X	X	X
	Establishments with 250 to 499 employees	—	X	X	X
	Establishments with 500 to 999 employees	—	X	X	X
	Establishments with 1,000 employees or more	—	X	X	X
445291	Baked goods stores				
	All establishments	12	118	659	3 125
	Establishments with 1 to 4 employees	6	X	X	X
	Establishments with 5 to 9 employees	3	X	X	X
	Establishments with 10 to 19 employees	1	X	X	X
	Establishments with 20 to 49 employees	2	X	X	X
	Establishments with 50 to 99 employees	—	X	X	X
	Establishments with 100 to 249 employees	—	X	X	X
	Establishments with 250 to 499 employees	—	X	X	X
	Establishments with 500 to 999 employees	—	X	X	X
	Establishments with 1,000 employees or more	—	X	X	X
4453	Beer, wine, and liquor stores				
	All establishments	71	521	2 148	7 717
	Establishments with 1 to 4 employees	42	X	X	X
	Establishments with 5 to 9 employees	17	X	X	X
	Establishments with 10 to 19 employees	8	X	X	X
	Establishments with 20 to 49 employees	3	X	X	X
	Establishments with 50 to 99 employees	—	X	X	X
	Establishments with 100 to 249 employees	1	X	X	X
	Establishments with 250 to 499 employees	—	X	X	X
	Establishments with 500 to 999 employees	—	X	X	X
	Establishments with 1,000 employees or more	—	X	X	X
44531	Beer, wine, and liquor stores				
	All establishments	71	521	2 148	7 717
	Establishments with 1 to 4 employees	42	X	X	X
	Establishments with 5 to 9 employees	17	X	X	X
	Establishments with 10 to 19 employees	8	X	X	X
	Establishments with 20 to 49 employees	3	X	X	X
	Establishments with 50 to 99 employees	—	X	X	X
	Establishments with 100 to 249 employees	1	X	X	X
	Establishments with 250 to 499 employees	—	X	X	X
	Establishments with 500 to 999 employees	—	X	X	X
	Establishments with 1,000 employees or more	—	X	X	X
445310	Beer, wine, and liquor stores				
	All establishments	71	521	2 148	7 717
	Establishments with 1 to 4 employees	42	X	X	X
	Establishments with 5 to 9 employees	17	X	X	X
	Establishments with 10 to 19 employees	8	X	X	X
	Establishments with 20 to 49 employees	3	X	X	X
	Establishments with 50 to 99 employees	—	X	X	X
	Establishments with 100 to 249 employees	1	X	X	X
	Establishments with 250 to 499 employees	—	X	X	X
	Establishments with 500 to 999 employees	—	X	X	X
	Establishments with 1,000 employees or more	—	X	X	X

See footnotes at end of table.

Table 5. Establishments, Employees, and Payroll by Industry and Employment Size of Establishments by County: 2004—Con.

[Excludes most government employees, railroad employees, and self-employed persons. Size class 1 to 4 employees includes establishments having payroll, but no employees, during mid-March pay period. For meaning of abbreviations and symbols, see introductory text. For explanation of terms, see Appendix A. For statement on reliability, see the note at the end of the table and Appendix C]

NAICS code	Geography, kind of business, and employment size class	Establishments (number)	Paid employees for pay period including March 12 (number)	First-quarter payroll (\$1,000)	Annual payroll (\$1,000)
	MERCER—Con.				
44-45	Retail trade—Con.				
446	Health and personal care stores				
	All establishments	119	1 897	9 175	34 890
	Establishments with 1 to 4 employees	41	X	X	X
	Establishments with 5 to 9 employees	27	X	X	X
	Establishments with 10 to 19 employees	17	X	X	X
	Establishments with 20 to 49 employees	25	X	X	X
	Establishments with 50 to 99 employees	8	X	X	X
	Establishments with 100 to 249 employees	1	X	X	X
	Establishments with 250 to 499 employees	—	X	X	X
	Establishments with 500 to 999 employees	—	X	X	X
	Establishments with 1,000 employees or more	—	X	X	X
4461	Health and personal care stores				
	All establishments	119	1 897	9 175	34 890
	Establishments with 1 to 4 employees	41	X	X	X
	Establishments with 5 to 9 employees	27	X	X	X
	Establishments with 10 to 19 employees	17	X	X	X
	Establishments with 20 to 49 employees	25	X	X	X
	Establishments with 50 to 99 employees	8	X	X	X
	Establishments with 100 to 249 employees	1	X	X	X
	Establishments with 250 to 499 employees	—	X	X	X
	Establishments with 500 to 999 employees	—	X	X	X
	Establishments with 1,000 employees or more	—	X	X	X
44611	Pharmacies and drug stores				
	All establishments	58	1 452	7 052	26 357
	Establishments with 1 to 4 employees	9	X	X	X
	Establishments with 5 to 9 employees	6	X	X	X
	Establishments with 10 to 19 employees	15	X	X	X
	Establishments with 20 to 49 employees	21	X	X	X
	Establishments with 50 to 99 employees	6	X	X	X
	Establishments with 100 to 249 employees	1	X	X	X
	Establishments with 250 to 499 employees	—	X	X	X
	Establishments with 500 to 999 employees	—	X	X	X
	Establishments with 1,000 employees or more	—	X	X	X
446110	Pharmacies and drug stores				
	All establishments	58	1 452	7 052	26 357
	Establishments with 1 to 4 employees	9	X	X	X
	Establishments with 5 to 9 employees	6	X	X	X
	Establishments with 10 to 19 employees	15	X	X	X
	Establishments with 20 to 49 employees	21	X	X	X
	Establishments with 50 to 99 employees	6	X	X	X
	Establishments with 100 to 249 employees	1	X	X	X
	Establishments with 250 to 499 employees	—	X	X	X
	Establishments with 500 to 999 employees	—	X	X	X
	Establishments with 1,000 employees or more	—	X	X	X
44612	Cosmetics, beauty supplies, and perfume stores				
	All establishments	18	145	454	1 628
	Establishments with 1 to 4 employees	11	X	X	X
	Establishments with 5 to 9 employees	5	X	X	X
	Establishments with 10 to 19 employees	—	X	X	X
	Establishments with 20 to 49 employees	1	X	X	X
	Establishments with 50 to 99 employees	1	X	X	X
	Establishments with 100 to 249 employees	—	X	X	X
	Establishments with 250 to 499 employees	—	X	X	X
	Establishments with 500 to 999 employees	—	X	X	X
	Establishments with 1,000 employees or more	—	X	X	X
446120	Cosmetics, beauty supplies, and perfume stores				
	All establishments	18	145	454	1 628
	Establishments with 1 to 4 employees	11	X	X	X
	Establishments with 5 to 9 employees	5	X	X	X
	Establishments with 10 to 19 employees	—	X	X	X
	Establishments with 20 to 49 employees	1	X	X	X
	Establishments with 50 to 99 employees	1	X	X	X
	Establishments with 100 to 249 employees	—	X	X	X
	Establishments with 250 to 499 employees	—	X	X	X
	Establishments with 500 to 999 employees	—	X	X	X
	Establishments with 1,000 employees or more	—	X	X	X
44613	Optical goods stores				
	All establishments	19	131	826	3 377
	Establishments with 1 to 4 employees	8	X	X	X
	Establishments with 5 to 9 employees	8	X	X	X
	Establishments with 10 to 19 employees	1	X	X	X
	Establishments with 20 to 49 employees	2	X	X	X
	Establishments with 50 to 99 employees	—	X	X	X
	Establishments with 100 to 249 employees	—	X	X	X
	Establishments with 250 to 499 employees	—	X	X	X
	Establishments with 500 to 999 employees	—	X	X	X
	Establishments with 1,000 employees or more	—	X	X	X

See footnotes at end of table.

Table 5. Establishments, Employees, and Payroll by Industry and Employment Size of Establishments by County: 2004—Con.

[Excludes most government employees, railroad employees, and self-employed persons. Size class 1 to 4 employees includes establishments having payroll, but no employees, during mid-March pay period. For meaning of abbreviations and symbols, see introductory text. For explanation of terms, see Appendix A. For statement on reliability, see the note at the end of the table and Appendix C]

NAICS code	Geography, kind of business, and employment size class	Establishments (number)	Paid employees for pay period including March 12 (number)	First-quarter payroll (\$1,000)	Annual payroll (\$1,000)
	MERCER—Con.				
44-45	Retail trade—Con.				
446	Health and personal care stores—Con.				
4461	Health and personal care stores—Con.				
44613	Optical goods stores—Con.				
446130	Optical goods stores				
	All establishments	19	131	826	3 377
	Establishments with 1 to 4 employees	8	X	X	X
	Establishments with 5 to 9 employees	8	X	X	X
	Establishments with 10 to 19 employees	1	X	X	X
	Establishments with 20 to 49 employees	2	X	X	X
	Establishments with 50 to 99 employees	—	X	X	X
	Establishments with 100 to 249 employees	—	X	X	X
	Establishments with 250 to 499 employees	—	X	X	X
	Establishments with 500 to 999 employees	—	X	X	X
	Establishments with 1,000 employees or more	—	X	X	X
44619	Other health and personal care stores				
	All establishments	24	169	843	3 528
	Establishments with 1 to 4 employees	13	X	X	X
	Establishments with 5 to 9 employees	8	X	X	X
	Establishments with 10 to 19 employees	1	X	X	X
	Establishments with 20 to 49 employees	1	X	X	X
	Establishments with 50 to 99 employees	1	X	X	X
	Establishments with 100 to 249 employees	—	X	X	X
	Establishments with 250 to 499 employees	—	X	X	X
	Establishments with 500 to 999 employees	—	X	X	X
	Establishments with 1,000 employees or more	—	X	X	X
446191	Food (health) supplement stores				
	All establishments	13	128	488	1 931
	Establishments with 1 to 4 employees	6	X	X	X
	Establishments with 5 to 9 employees	5	X	X	X
	Establishments with 10 to 19 employees	—	X	X	X
	Establishments with 20 to 49 employees	1	X	X	X
	Establishments with 50 to 99 employees	1	X	X	X
	Establishments with 100 to 249 employees	—	X	X	X
	Establishments with 250 to 499 employees	—	X	X	X
	Establishments with 500 to 999 employees	—	X	X	X
	Establishments with 1,000 employees or more	—	X	X	X
447	Gasoline stations				
	All establishments	124	853	3 562	14 682
	Establishments with 1 to 4 employees	67	X	X	X
	Establishments with 5 to 9 employees	31	X	X	X
	Establishments with 10 to 19 employees	15	X	X	X
	Establishments with 20 to 49 employees	11	X	X	X
	Establishments with 50 to 99 employees	—	X	X	X
	Establishments with 100 to 249 employees	—	X	X	X
	Establishments with 250 to 499 employees	—	X	X	X
	Establishments with 500 to 999 employees	—	X	X	X
	Establishments with 1,000 employees or more	—	X	X	X
4471	Gasoline stations				
	All establishments	124	853	3 562	14 682
	Establishments with 1 to 4 employees	67	X	X	X
	Establishments with 5 to 9 employees	31	X	X	X
	Establishments with 10 to 19 employees	15	X	X	X
	Establishments with 20 to 49 employees	11	X	X	X
	Establishments with 50 to 99 employees	—	X	X	X
	Establishments with 100 to 249 employees	—	X	X	X
	Establishments with 250 to 499 employees	—	X	X	X
	Establishments with 500 to 999 employees	—	X	X	X
	Establishments with 1,000 employees or more	—	X	X	X
44711	Gasoline stations with convenience stores				
	All establishments	28	288	1 046	4 266
	Establishments with 1 to 4 employees	10	X	X	X
	Establishments with 5 to 9 employees	7	X	X	X
	Establishments with 10 to 19 employees	5	X	X	X
	Establishments with 20 to 49 employees	6	X	X	X
	Establishments with 50 to 99 employees	—	X	X	X
	Establishments with 100 to 249 employees	—	X	X	X
	Establishments with 250 to 499 employees	—	X	X	X
	Establishments with 500 to 999 employees	—	X	X	X
	Establishments with 1,000 employees or more	—	X	X	X
447110	Gasoline stations with convenience stores				
	All establishments	28	288	1 046	4 266
	Establishments with 1 to 4 employees	10	X	X	X
	Establishments with 5 to 9 employees	7	X	X	X
	Establishments with 10 to 19 employees	5	X	X	X
	Establishments with 20 to 49 employees	6	X	X	X
	Establishments with 50 to 99 employees	—	X	X	X
	Establishments with 100 to 249 employees	—	X	X	X
	Establishments with 250 to 499 employees	—	X	X	X
	Establishments with 500 to 999 employees	—	X	X	X
	Establishments with 1,000 employees or more	—	X	X	X

See footnotes at end of table.

Table 5. Establishments, Employees, and Payroll by Industry and Employment Size of Establishments by County: 2004—Con.

[Excludes most government employees, railroad employees, and self-employed persons. Size class 1 to 4 employees includes establishments having payroll, but no employees, during mid-March pay period. For meaning of abbreviations and symbols, see introductory text. For explanation of terms, see Appendix A. For statement on reliability, see the note at the end of the table and Appendix C]

NAICS code	Geography, kind of business, and employment size class	Establishments (number)	Paid employees for pay period including March 12 (number)	First-quarter payroll (\$1,000)	Annual payroll (\$1,000)
	MERCER—Con.				
44-45	Retail trade—Con.				
447	Gasoline stations—Con.				
4471	Gasoline stations—Con.				
44719	Other gasoline stations				
	All establishments	96	565	2 516	10 416
	Establishments with 1 to 4 employees	57	X	X	X
	Establishments with 5 to 9 employees	24	X	X	X
	Establishments with 10 to 19 employees	10	X	X	X
	Establishments with 20 to 49 employees	5	X	X	X
	Establishments with 50 to 99 employees	—	X	X	X
	Establishments with 100 to 249 employees	—	X	X	X
	Establishments with 250 to 499 employees	—	X	X	X
	Establishments with 500 to 999 employees	—	X	X	X
	Establishments with 1,000 employees or more	—	X	X	X
447190	Other gasoline stations				
	All establishments	96	565	2 516	10 416
	Establishments with 1 to 4 employees	57	X	X	X
	Establishments with 5 to 9 employees	24	X	X	X
	Establishments with 10 to 19 employees	10	X	X	X
	Establishments with 20 to 49 employees	5	X	X	X
	Establishments with 50 to 99 employees	—	X	X	X
	Establishments with 100 to 249 employees	—	X	X	X
	Establishments with 250 to 499 employees	—	X	X	X
	Establishments with 500 to 999 employees	—	X	X	X
	Establishments with 1,000 employees or more	—	X	X	X
448	Clothing and clothing accessories stores				
	All establishments	225	2 763	10 023	41 062
	Establishments with 1 to 4 employees	77	X	X	X
	Establishments with 5 to 9 employees	67	X	X	X
	Establishments with 10 to 19 employees	47	X	X	X
	Establishments with 20 to 49 employees	23	X	X	X
	Establishments with 50 to 99 employees	9	X	X	X
	Establishments with 100 to 249 employees	2	X	X	X
	Establishments with 250 to 499 employees	—	X	X	X
	Establishments with 500 to 999 employees	—	X	X	X
	Establishments with 1,000 employees or more	—	X	X	X
4481	Clothing stores				
	All establishments	140	1 962	6 483	26 152
	Establishments with 1 to 4 employees	46	X	X	X
	Establishments with 5 to 9 employees	37	X	X	X
	Establishments with 10 to 19 employees	29	X	X	X
	Establishments with 20 to 49 employees	18	X	X	X
	Establishments with 50 to 99 employees	9	X	X	X
	Establishments with 100 to 249 employees	1	X	X	X
	Establishments with 250 to 499 employees	—	X	X	X
	Establishments with 500 to 999 employees	—	X	X	X
	Establishments with 1,000 employees or more	—	X	X	X
44811	Men's clothing stores				
	All establishments	17	101	529	2 187
	Establishments with 1 to 4 employees	8	X	X	X
	Establishments with 5 to 9 employees	5	X	X	X
	Establishments with 10 to 19 employees	4	X	X	X
	Establishments with 20 to 49 employees	—	X	X	X
	Establishments with 50 to 99 employees	—	X	X	X
	Establishments with 100 to 249 employees	—	X	X	X
	Establishments with 250 to 499 employees	—	X	X	X
	Establishments with 500 to 999 employees	—	X	X	X
	Establishments with 1,000 employees or more	—	X	X	X
448110	Men's clothing stores				
	All establishments	17	101	529	2 187
	Establishments with 1 to 4 employees	8	X	X	X
	Establishments with 5 to 9 employees	5	X	X	X
	Establishments with 10 to 19 employees	4	X	X	X
	Establishments with 20 to 49 employees	—	X	X	X
	Establishments with 50 to 99 employees	—	X	X	X
	Establishments with 100 to 249 employees	—	X	X	X
	Establishments with 250 to 499 employees	—	X	X	X
	Establishments with 500 to 999 employees	—	X	X	X
	Establishments with 1,000 employees or more	—	X	X	X
44812	Women's clothing stores				
	All establishments	51	570	1 650	6 882
	Establishments with 1 to 4 employees	15	X	X	X
	Establishments with 5 to 9 employees	18	X	X	X
	Establishments with 10 to 19 employees	10	X	X	X
	Establishments with 20 to 49 employees	7	X	X	X
	Establishments with 50 to 99 employees	1	X	X	X
	Establishments with 100 to 249 employees	—	X	X	X
	Establishments with 250 to 499 employees	—	X	X	X
	Establishments with 500 to 999 employees	—	X	X	X
	Establishments with 1,000 employees or more	—	X	X	X

See footnotes at end of table.

Table 5. Establishments, Employees, and Payroll by Industry and Employment Size of Establishments by County: 2004—Con.

[Excludes most government employees, railroad employees, and self-employed persons. Size class 1 to 4 employees includes establishments having payroll, but no employees, during mid-March pay period. For meaning of abbreviations and symbols, see introductory text. For explanation of terms, see Appendix A. For statement on reliability, see the note at the end of the table and Appendix C]

NAICS code	Geography, kind of business, and employment size class	Establishments (number)	Paid employees for pay period including March 12 (number)	First-quarter payroll (\$1,000)	Annual payroll (\$1,000)
	MERCER—Con.				
44-45	Retail trade—Con.				
448	Clothing and clothing accessories stores—Con.				
4481	Clothing stores—Con.				
44812	Women's clothing stores—Con.				
448120	Women's clothing stores				
	All establishments	51	570	1 650	6 882
	Establishments with 1 to 4 employees	15	X	X	X
	Establishments with 5 to 9 employees	18	X	X	X
	Establishments with 10 to 19 employees	10	X	X	X
	Establishments with 20 to 49 employees	7	X	X	X
	Establishments with 50 to 99 employees	1	X	X	X
	Establishments with 100 to 249 employees	—	X	X	X
	Establishments with 250 to 499 employees	—	X	X	X
	Establishments with 500 to 999 employees	—	X	X	X
	Establishments with 1,000 employees or more	—	X	X	X
44813	Children's and infants' clothing stores				
	All establishments	17	158	457	1 850
	Establishments with 1 to 4 employees	5	X	X	X
	Establishments with 5 to 9 employees	3	X	X	X
	Establishments with 10 to 19 employees	8	X	X	X
	Establishments with 20 to 49 employees	1	X	X	X
	Establishments with 50 to 99 employees	—	X	X	X
	Establishments with 100 to 249 employees	—	X	X	X
	Establishments with 250 to 499 employees	—	X	X	X
	Establishments with 500 to 999 employees	—	X	X	X
	Establishments with 1,000 employees or more	—	X	X	X
448130	Children's and infants' clothing stores				
	All establishments	17	158	457	1 850
	Establishments with 1 to 4 employees	5	X	X	X
	Establishments with 5 to 9 employees	3	X	X	X
	Establishments with 10 to 19 employees	8	X	X	X
	Establishments with 20 to 49 employees	1	X	X	X
	Establishments with 50 to 99 employees	—	X	X	X
	Establishments with 100 to 249 employees	—	X	X	X
	Establishments with 250 to 499 employees	—	X	X	X
	Establishments with 500 to 999 employees	—	X	X	X
	Establishments with 1,000 employees or more	—	X	X	X
44814	Family clothing stores				
	All establishments	32	990	3 225	13 162
	Establishments with 1 to 4 employees	4	X	X	X
	Establishments with 5 to 9 employees	5	X	X	X
	Establishments with 10 to 19 employees	6	X	X	X
	Establishments with 20 to 49 employees	8	X	X	X
	Establishments with 50 to 99 employees	8	X	X	X
	Establishments with 100 to 249 employees	1	X	X	X
	Establishments with 250 to 499 employees	—	X	X	X
	Establishments with 500 to 999 employees	—	X	X	X
	Establishments with 1,000 employees or more	—	X	X	X
448140	Family clothing stores				
	All establishments	32	990	3 225	13 162
	Establishments with 1 to 4 employees	4	X	X	X
	Establishments with 5 to 9 employees	5	X	X	X
	Establishments with 10 to 19 employees	6	X	X	X
	Establishments with 20 to 49 employees	8	X	X	X
	Establishments with 50 to 99 employees	8	X	X	X
	Establishments with 100 to 249 employees	1	X	X	X
	Establishments with 250 to 499 employees	—	X	X	X
	Establishments with 500 to 999 employees	—	X	X	X
	Establishments with 1,000 employees or more	—	X	X	X
44819	Other clothing stores				
	All establishments	13	107	445	1 241
	Establishments with 1 to 4 employees	8	X	X	X
	Establishments with 5 to 9 employees	2	X	X	X
	Establishments with 10 to 19 employees	1	X	X	X
	Establishments with 20 to 49 employees	2	X	X	X
	Establishments with 50 to 99 employees	—	X	X	X
	Establishments with 100 to 249 employees	—	X	X	X
	Establishments with 250 to 499 employees	—	X	X	X
	Establishments with 500 to 999 employees	—	X	X	X
	Establishments with 1,000 employees or more	—	X	X	X
448190	Other clothing stores				
	All establishments	13	107	445	1 241
	Establishments with 1 to 4 employees	8	X	X	X
	Establishments with 5 to 9 employees	2	X	X	X
	Establishments with 10 to 19 employees	1	X	X	X
	Establishments with 20 to 49 employees	2	X	X	X
	Establishments with 50 to 99 employees	—	X	X	X
	Establishments with 100 to 249 employees	—	X	X	X
	Establishments with 250 to 499 employees	—	X	X	X
	Establishments with 500 to 999 employees	—	X	X	X
	Establishments with 1,000 employees or more	—	X	X	X

See footnotes at end of table.

Table 5. Establishments, Employees, and Payroll by Industry and Employment Size of Establishments by County: 2004—Con.

[Excludes most government employees, railroad employees, and self-employed persons. Size class 1 to 4 employees includes establishments having payroll, but no employees, during mid-March pay period. For meaning of abbreviations and symbols, see introductory text. For explanation of terms, see Appendix A. For statement on reliability, see the note at the end of the table and Appendix C]

NAICS code	Geography, kind of business, and employment size class	Establishments (number)	Paid employees for pay period including March 12 (number)	First-quarter payroll (\$1,000)	Annual payroll (\$1,000)
	MERCER—Con.				
44-45	Retail trade—Con.				
448	Clothing and clothing accessories stores—Con.				
4481	Clothing stores—Con.				
44819	Other clothing stores—Con.				
448190	Other clothing stores—Con.				
	All establishments—Con.				
	Establishments with 1,000 employees or more	—	X	X	X
4482	Shoe stores				
	All establishments	47	542	1 781	7 671
	Establishments with 1 to 4 employees	13	X	X	X
	Establishments with 5 to 9 employees	17	X	X	X
	Establishments with 10 to 19 employees	13	X	X	X
	Establishments with 20 to 49 employees	3	X	X	X
	Establishments with 50 to 99 employees	—	X	X	X
	Establishments with 100 to 249 employees	1	X	X	X
	Establishments with 250 to 499 employees	—	X	X	X
	Establishments with 500 to 999 employees	—	X	X	X
	Establishments with 1,000 employees or more	—	X	X	X
44821	Shoe stores				
	All establishments	47	542	1 781	7 671
	Establishments with 1 to 4 employees	13	X	X	X
	Establishments with 5 to 9 employees	17	X	X	X
	Establishments with 10 to 19 employees	13	X	X	X
	Establishments with 20 to 49 employees	3	X	X	X
	Establishments with 50 to 99 employees	—	X	X	X
	Establishments with 100 to 249 employees	1	X	X	X
	Establishments with 250 to 499 employees	—	X	X	X
	Establishments with 500 to 999 employees	—	X	X	X
	Establishments with 1,000 employees or more	—	X	X	X
448210	Shoe stores				
	All establishments	47	542	1 781	7 671
	Establishments with 1 to 4 employees	13	X	X	X
	Establishments with 5 to 9 employees	17	X	X	X
	Establishments with 10 to 19 employees	13	X	X	X
	Establishments with 20 to 49 employees	3	X	X	X
	Establishments with 50 to 99 employees	—	X	X	X
	Establishments with 100 to 249 employees	1	X	X	X
	Establishments with 250 to 499 employees	—	X	X	X
	Establishments with 500 to 999 employees	—	X	X	X
	Establishments with 1,000 employees or more	—	X	X	X
4483	Jewelry, luggage, and leather goods stores				
	All establishments	38	259	1 759	7 239
	Establishments with 1 to 4 employees	18	X	X	X
	Establishments with 5 to 9 employees	13	X	X	X
	Establishments with 10 to 19 employees	5	X	X	X
	Establishments with 20 to 49 employees	2	X	X	X
	Establishments with 50 to 99 employees	—	X	X	X
	Establishments with 100 to 249 employees	—	X	X	X
	Establishments with 250 to 499 employees	—	X	X	X
	Establishments with 500 to 999 employees	—	X	X	X
	Establishments with 1,000 employees or more	—	X	X	X
44831	Jewelry stores				
	All establishments	37	e	D	D
	Establishments with 1 to 4 employees	17	X	X	X
	Establishments with 5 to 9 employees	13	X	X	X
	Establishments with 10 to 19 employees	5	X	X	X
	Establishments with 20 to 49 employees	2	X	X	X
	Establishments with 50 to 99 employees	—	X	X	X
	Establishments with 100 to 249 employees	—	X	X	X
	Establishments with 250 to 499 employees	—	X	X	X
	Establishments with 500 to 999 employees	—	X	X	X
	Establishments with 1,000 employees or more	—	X	X	X
448310	Jewelry stores				
	All establishments	37	e	D	D
	Establishments with 1 to 4 employees	17	X	X	X
	Establishments with 5 to 9 employees	13	X	X	X
	Establishments with 10 to 19 employees	5	X	X	X
	Establishments with 20 to 49 employees	2	X	X	X
	Establishments with 50 to 99 employees	—	X	X	X
	Establishments with 100 to 249 employees	—	X	X	X
	Establishments with 250 to 499 employees	—	X	X	X
	Establishments with 500 to 999 employees	—	X	X	X
	Establishments with 1,000 employees or more	—	X	X	X

See footnotes at end of table.

Table 5. Establishments, Employees, and Payroll by Industry and Employment Size of Establishments by County: 2004—Con.

[Excludes most government employees, railroad employees, and self-employed persons. Size class 1 to 4 employees includes establishments having payroll, but no employees, during mid-March pay period. For meaning of abbreviations and symbols, see introductory text. For explanation of terms, see Appendix A. For statement on reliability, see the note at the end of the table and Appendix C]

NAICS code	Geography, kind of business, and employment size class	Establishments (number)	Paid employees for pay period including March 12 (number)	First-quarter payroll (\$1,000)	Annual payroll (\$1,000)
MERCER—Con.					
44-45	Retail trade—Con.				
451	Sporting goods, hobby, book, and music stores				
	All establishments	83	1 202	4 715	19 881
	Establishments with 1 to 4 employees	32	X	X	X
	Establishments with 5 to 9 employees	17	X	X	X
	Establishments with 10 to 19 employees	18	X	X	X
	Establishments with 20 to 49 employees	10	X	X	X
	Establishments with 50 to 99 employees	5	X	X	X
	Establishments with 100 to 249 employees	1	X	X	X
	Establishments with 250 to 499 employees	—	X	X	X
	Establishments with 500 to 999 employees	—	X	X	X
	Establishments with 1,000 employees or more	—	X	X	X
4511	Sporting goods, hobby, and musical instrument stores				
	All establishments	52	768	3 094	13 018
	Establishments with 1 to 4 employees	19	X	X	X
	Establishments with 5 to 9 employees	11	X	X	X
	Establishments with 10 to 19 employees	10	X	X	X
	Establishments with 20 to 49 employees	8	X	X	X
	Establishments with 50 to 99 employees	4	X	X	X
	Establishments with 100 to 249 employees	—	X	X	X
	Establishments with 250 to 499 employees	—	X	X	X
	Establishments with 500 to 999 employees	—	X	X	X
	Establishments with 1,000 employees or more	—	X	X	X
45111	Sporting goods stores				
	All establishments	25	358	1 537	6 163
	Establishments with 1 to 4 employees	12	X	X	X
	Establishments with 5 to 9 employees	3	X	X	X
	Establishments with 10 to 19 employees	5	X	X	X
	Establishments with 20 to 49 employees	3	X	X	X
	Establishments with 50 to 99 employees	2	X	X	X
	Establishments with 100 to 249 employees	—	X	X	X
	Establishments with 250 to 499 employees	—	X	X	X
	Establishments with 500 to 999 employees	—	X	X	X
	Establishments with 1,000 employees or more	—	X	X	X
451110	Sporting goods stores				
	All establishments	25	358	1 537	6 163
	Establishments with 1 to 4 employees	12	X	X	X
	Establishments with 5 to 9 employees	3	X	X	X
	Establishments with 10 to 19 employees	5	X	X	X
	Establishments with 20 to 49 employees	3	X	X	X
	Establishments with 50 to 99 employees	2	X	X	X
	Establishments with 100 to 249 employees	—	X	X	X
	Establishments with 250 to 499 employees	—	X	X	X
	Establishments with 500 to 999 employees	—	X	X	X
	Establishments with 1,000 employees or more	—	X	X	X
45112	Hobby, toy, and game stores				
	All establishments	13	244	999	4 479
	Establishments with 1 to 4 employees	4	X	X	X
	Establishments with 5 to 9 employees	4	X	X	X
	Establishments with 10 to 19 employees	1	X	X	X
	Establishments with 20 to 49 employees	2	X	X	X
	Establishments with 50 to 99 employees	2	X	X	X
	Establishments with 100 to 249 employees	—	X	X	X
	Establishments with 250 to 499 employees	—	X	X	X
	Establishments with 500 to 999 employees	—	X	X	X
	Establishments with 1,000 employees or more	—	X	X	X
451120	Hobby, toy, and game stores				
	All establishments	13	244	999	4 479
	Establishments with 1 to 4 employees	4	X	X	X
	Establishments with 5 to 9 employees	4	X	X	X
	Establishments with 10 to 19 employees	1	X	X	X
	Establishments with 20 to 49 employees	2	X	X	X
	Establishments with 50 to 99 employees	2	X	X	X
	Establishments with 100 to 249 employees	—	X	X	X
	Establishments with 250 to 499 employees	—	X	X	X
	Establishments with 500 to 999 employees	—	X	X	X
	Establishments with 1,000 employees or more	—	X	X	X
4512	Book, periodical, and music stores				
	All establishments	31	434	1 621	6 863
	Establishments with 1 to 4 employees	13	X	X	X
	Establishments with 5 to 9 employees	6	X	X	X
	Establishments with 10 to 19 employees	8	X	X	X
	Establishments with 20 to 49 employees	2	X	X	X
	Establishments with 50 to 99 employees	1	X	X	X
	Establishments with 100 to 249 employees	1	X	X	X
	Establishments with 250 to 499 employees	—	X	X	X
	Establishments with 500 to 999 employees	—	X	X	X
	Establishments with 1,000 employees or more	—	X	X	X

See footnotes at end of table.

Table 5. Establishments, Employees, and Payroll by Industry and Employment Size of Establishments by County: 2004—Con.

[Excludes most government employees, railroad employees, and self-employed persons. Size class 1 to 4 employees includes establishments having payroll, but no employees, during mid-March pay period. For meaning of abbreviations and symbols, see introductory text. For explanation of terms, see Appendix A. For statement on reliability, see the note at the end of the table and Appendix C]

NAICS code	Geography, kind of business, and employment size class	Establishments (number)	Paid employees for pay period including March 12 (number)	First-quarter payroll (\$1,000)	Annual payroll (\$1,000)
	MERCER—Con.				
44-45	Retail trade—Con.				
451	Sporting goods, hobby, book, and music stores—Con.				
4512	Book, periodical, and music stores—Con.				
45121	Book stores and news dealers				
	All establishments	17	328	1 199	5 031
	Establishments with 1 to 4 employees	6	X	X	X
	Establishments with 5 to 9 employees	4	X	X	X
	Establishments with 10 to 19 employees	3	X	X	X
	Establishments with 20 to 49 employees	2	X	X	X
	Establishments with 50 to 99 employees	1	X	X	X
	Establishments with 100 to 249 employees	1	X	X	X
	Establishments with 250 to 499 employees	—	X	X	X
	Establishments with 500 to 999 employees	—	X	X	X
	Establishments with 1,000 employees or more	—	X	X	X
451211	Book stores				
	All establishments	12	305	1 128	4 743
	Establishments with 1 to 4 employees	3	X	X	X
	Establishments with 5 to 9 employees	3	X	X	X
	Establishments with 10 to 19 employees	2	X	X	X
	Establishments with 20 to 49 employees	2	X	X	X
	Establishments with 50 to 99 employees	1	X	X	X
	Establishments with 100 to 249 employees	1	X	X	X
	Establishments with 250 to 499 employees	—	X	X	X
	Establishments with 500 to 999 employees	—	X	X	X
	Establishments with 1,000 employees or more	—	X	X	X
45122	Prerecorded tape, compact disc, and record stores				
	All establishments	14	106	422	1 832
	Establishments with 1 to 4 employees	7	X	X	X
	Establishments with 5 to 9 employees	2	X	X	X
	Establishments with 10 to 19 employees	5	X	X	X
	Establishments with 20 to 49 employees	—	X	X	X
	Establishments with 50 to 99 employees	—	X	X	X
	Establishments with 100 to 249 employees	—	X	X	X
	Establishments with 250 to 499 employees	—	X	X	X
	Establishments with 500 to 999 employees	—	X	X	X
	Establishments with 1,000 employees or more	—	X	X	X
451220	Prerecorded tape, compact disc, and record stores				
	All establishments	14	106	422	1 832
	Establishments with 1 to 4 employees	7	X	X	X
	Establishments with 5 to 9 employees	2	X	X	X
	Establishments with 10 to 19 employees	5	X	X	X
	Establishments with 20 to 49 employees	—	X	X	X
	Establishments with 50 to 99 employees	—	X	X	X
	Establishments with 100 to 249 employees	—	X	X	X
	Establishments with 250 to 499 employees	—	X	X	X
	Establishments with 500 to 999 employees	—	X	X	X
	Establishments with 1,000 employees or more	—	X	X	X
452	General merchandise stores				
	All establishments	44	2 716	11 213	49 277
	Establishments with 1 to 4 employees	13	X	X	X
	Establishments with 5 to 9 employees	9	X	X	X
	Establishments with 10 to 19 employees	6	X	X	X
	Establishments with 20 to 49 employees	3	X	X	X
	Establishments with 50 to 99 employees	2	X	X	X
	Establishments with 100 to 249 employees	7	X	X	X
	Establishments with 250 to 499 employees	4	X	X	X
	Establishments with 500 to 999 employees	—	X	X	X
	Establishments with 1,000 employees or more	—	X	X	X
4521	Department stores				
	All establishments	11	2 205	8 981	39 469
	Establishments with 1 to 4 employees	—	X	X	X
	Establishments with 5 to 9 employees	—	X	X	X
	Establishments with 10 to 19 employees	—	X	X	X
	Establishments with 20 to 49 employees	—	X	X	X
	Establishments with 50 to 99 employees	1	X	X	X
	Establishments with 100 to 249 employees	6	X	X	X
	Establishments with 250 to 499 employees	4	X	X	X
	Establishments with 500 to 999 employees	—	X	X	X
	Establishments with 1,000 employees or more	—	X	X	X
45211	Department stores				
	All establishments	11	2 205	8 981	39 469
	Establishments with 1 to 4 employees	—	X	X	X
	Establishments with 5 to 9 employees	—	X	X	X
	Establishments with 10 to 19 employees	—	X	X	X
	Establishments with 20 to 49 employees	—	X	X	X
	Establishments with 50 to 99 employees	1	X	X	X
	Establishments with 100 to 249 employees	6	X	X	X
	Establishments with 250 to 499 employees	4	X	X	X
	Establishments with 500 to 999 employees	—	X	X	X
	Establishments with 1,000 employees or more	—	X	X	X

See footnotes at end of table.

Table 5. Establishments, Employees, and Payroll by Industry and Employment Size of Establishments by County: 2004—Con.

[Excludes most government employees, railroad employees, and self-employed persons. Size class 1 to 4 employees includes establishments having payroll, but no employees, during mid-March pay period. For meaning of abbreviations and symbols, see introductory text. For explanation of terms, see Appendix A. For statement on reliability, see the note at the end of the table and Appendix C]

NAICS code	Geography, kind of business, and employment size class	Establishments (number)	Paid employees for pay period including March 12 (number)	First-quarter payroll (\$1,000)	Annual payroll (\$1,000)
MERCER—Con.					
44-45	Retail trade—Con.				
452	General merchandise stores—Con.				
4521	Department stores—Con.				
45211	Department stores—Con.				
452111	Department stores (except discount department stores)				
	All establishments	4	925	3 947	17 005
	Establishments with 1 to 4 employees	—	X	X	X
	Establishments with 5 to 9 employees	—	X	X	X
	Establishments with 10 to 19 employees	—	X	X	X
	Establishments with 20 to 49 employees	—	X	X	X
	Establishments with 50 to 99 employees	—	X	X	X
	Establishments with 100 to 249 employees	3	X	X	X
	Establishments with 250 to 499 employees	1	X	X	X
	Establishments with 500 to 999 employees	—	X	X	X
	Establishments with 1,000 employees or more	—	X	X	X
452112	Discount department stores				
	All establishments	7	1 280	5 034	22 464
	Establishments with 1 to 4 employees	—	X	X	X
	Establishments with 5 to 9 employees	—	X	X	X
	Establishments with 10 to 19 employees	—	X	X	X
	Establishments with 20 to 49 employees	1	X	X	X
	Establishments with 50 to 99 employees	1	X	X	X
	Establishments with 100 to 249 employees	3	X	X	X
	Establishments with 250 to 499 employees	3	X	X	X
	Establishments with 500 to 999 employees	—	X	X	X
	Establishments with 1,000 employees or more	—	X	X	X
4529	Other general merchandise stores				
	All establishments	33	511	2 232	9 808
	Establishments with 1 to 4 employees	13	X	X	X
	Establishments with 5 to 9 employees	9	X	X	X
	Establishments with 10 to 19 employees	6	X	X	X
	Establishments with 20 to 49 employees	3	X	X	X
	Establishments with 50 to 99 employees	1	X	X	X
	Establishments with 100 to 249 employees	1	X	X	X
	Establishments with 250 to 499 employees	—	X	X	X
	Establishments with 500 to 999 employees	—	X	X	X
	Establishments with 1,000 employees or more	—	X	X	X
45291	Warehouse clubs and supercenters				
	All establishments	2	e	D	D
	Establishments with 1 to 4 employees	—	X	X	X
	Establishments with 5 to 9 employees	—	X	X	X
	Establishments with 10 to 19 employees	—	X	X	X
	Establishments with 20 to 49 employees	—	X	X	X
	Establishments with 50 to 99 employees	1	X	X	X
	Establishments with 100 to 249 employees	1	X	X	X
	Establishments with 250 to 499 employees	—	X	X	X
	Establishments with 500 to 999 employees	—	X	X	X
	Establishments with 1,000 employees or more	—	X	X	X
452910	Warehouse clubs and supercenters				
	All establishments	2	e	D	D
	Establishments with 1 to 4 employees	—	X	X	X
	Establishments with 5 to 9 employees	—	X	X	X
	Establishments with 10 to 19 employees	—	X	X	X
	Establishments with 20 to 49 employees	—	X	X	X
	Establishments with 50 to 99 employees	1	X	X	X
	Establishments with 100 to 249 employees	1	X	X	X
	Establishments with 250 to 499 employees	—	X	X	X
	Establishments with 500 to 999 employees	—	X	X	X
	Establishments with 1,000 employees or more	—	X	X	X
45299	All other general merchandise stores				
	All establishments	31	c	D	D
	Establishments with 1 to 4 employees	13	X	X	X
	Establishments with 5 to 9 employees	9	X	X	X
	Establishments with 10 to 19 employees	6	X	X	X
	Establishments with 20 to 49 employees	3	X	X	X
	Establishments with 50 to 99 employees	—	X	X	X
	Establishments with 100 to 249 employees	—	X	X	X
	Establishments with 250 to 499 employees	—	X	X	X
	Establishments with 500 to 999 employees	—	X	X	X
	Establishments with 1,000 employees or more	—	X	X	X
452990	All other general merchandise stores				
	All establishments	31	c	D	D
	Establishments with 1 to 4 employees	13	X	X	X
	Establishments with 5 to 9 employees	9	X	X	X
	Establishments with 10 to 19 employees	6	X	X	X
	Establishments with 20 to 49 employees	3	X	X	X
	Establishments with 50 to 99 employees	—	X	X	X
	Establishments with 100 to 249 employees	—	X	X	X
	Establishments with 250 to 499 employees	—	X	X	X
	Establishments with 500 to 999 employees	—	X	X	X
	Establishments with 1,000 employees or more	—	X	X	X

See footnotes at end of table.

Table 5. Establishments, Employees, and Payroll by Industry and Employment Size of Establishments by County: 2004—Con.

[Excludes most government employees, railroad employees, and self-employed persons. Size class 1 to 4 employees includes establishments having payroll, but no employees, during mid-March pay period. For meaning of abbreviations and symbols, see introductory text. For explanation of terms, see Appendix A. For statement on reliability, see the note at the end of the table and Appendix C]

NAICS code	Geography, kind of business, and employment size class	Establishments (number)	Paid employees for pay period including March 12 (number)	First-quarter payroll (\$1,000)	Annual payroll (\$1,000)
	MERCER—Con.				
44-45	Retail trade—Con.				
452	General merchandise stores—Con.				
4529	Other general merchandise stores—Con.				
45299	All other general merchandise stores—Con.				
452990	All other general merchandise stores—Con.				
	All establishments—Con.				
	Establishments with 1,000 employees or more	—	X	X	X
453	Miscellaneous store retailers				
	All establishments	146	1 096	4 281	19 656
	Establishments with 1 to 4 employees	88	X	X	X
	Establishments with 5 to 9 employees	24	X	X	X
	Establishments with 10 to 19 employees	21	X	X	X
	Establishments with 20 to 49 employees	11	X	X	X
	Establishments with 50 to 99 employees	2	X	X	X
	Establishments with 100 to 249 employees	—	X	X	X
	Establishments with 250 to 499 employees	—	X	X	X
	Establishments with 500 to 999 employees	—	X	X	X
	Establishments with 1,000 employees or more	—	X	X	X
4531	Florists				
	All establishments	34	158	584	2 446
	Establishments with 1 to 4 employees	25	X	X	X
	Establishments with 5 to 9 employees	6	X	X	X
	Establishments with 10 to 19 employees	2	X	X	X
	Establishments with 20 to 49 employees	1	X	X	X
	Establishments with 50 to 99 employees	—	X	X	X
	Establishments with 100 to 249 employees	—	X	X	X
	Establishments with 250 to 499 employees	—	X	X	X
	Establishments with 500 to 999 employees	—	X	X	X
	Establishments with 1,000 employees or more	—	X	X	X
45311	Florists				
	All establishments	34	158	584	2 446
	Establishments with 1 to 4 employees	25	X	X	X
	Establishments with 5 to 9 employees	6	X	X	X
	Establishments with 10 to 19 employees	2	X	X	X
	Establishments with 20 to 49 employees	1	X	X	X
	Establishments with 50 to 99 employees	—	X	X	X
	Establishments with 100 to 249 employees	—	X	X	X
	Establishments with 250 to 499 employees	—	X	X	X
	Establishments with 500 to 999 employees	—	X	X	X
	Establishments with 1,000 employees or more	—	X	X	X
453110	Florists				
	All establishments	34	158	584	2 446
	Establishments with 1 to 4 employees	25	X	X	X
	Establishments with 5 to 9 employees	6	X	X	X
	Establishments with 10 to 19 employees	2	X	X	X
	Establishments with 20 to 49 employees	1	X	X	X
	Establishments with 50 to 99 employees	—	X	X	X
	Establishments with 100 to 249 employees	—	X	X	X
	Establishments with 250 to 499 employees	—	X	X	X
	Establishments with 500 to 999 employees	—	X	X	X
	Establishments with 1,000 employees or more	—	X	X	X
4532	Office supplies, stationery, and gift stores				
	All establishments	51	511	2 171	9 626
	Establishments with 1 to 4 employees	20	X	X	X
	Establishments with 5 to 9 employees	13	X	X	X
	Establishments with 10 to 19 employees	11	X	X	X
	Establishments with 20 to 49 employees	6	X	X	X
	Establishments with 50 to 99 employees	1	X	X	X
	Establishments with 100 to 249 employees	—	X	X	X
	Establishments with 250 to 499 employees	—	X	X	X
	Establishments with 500 to 999 employees	—	X	X	X
	Establishments with 1,000 employees or more	—	X	X	X
45321	Office supplies and stationery stores				
	All establishments	9	146	707	2 948
	Establishments with 1 to 4 employees	3	X	X	X
	Establishments with 5 to 9 employees	2	X	X	X
	Establishments with 10 to 19 employees	—	X	X	X
	Establishments with 20 to 49 employees	4	X	X	X
	Establishments with 50 to 99 employees	—	X	X	X
	Establishments with 100 to 249 employees	—	X	X	X
	Establishments with 250 to 499 employees	—	X	X	X
	Establishments with 500 to 999 employees	—	X	X	X
	Establishments with 1,000 employees or more	—	X	X	X

See footnotes at end of table.

Table 5. Establishments, Employees, and Payroll by Industry and Employment Size of Establishments by County: 2004—Con.

[Excludes most government employees, railroad employees, and self-employed persons. Size class 1 to 4 employees includes establishments having payroll, but no employees, during mid-March pay period. For meaning of abbreviations and symbols, see introductory text. For explanation of terms, see Appendix A. For statement on reliability, see the note at the end of the table and Appendix C]

NAICS code	Geography, kind of business, and employment size class	Establishments (number)	Paid employees for pay period including March 12 (number)	First-quarter payroll (\$1,000)	Annual payroll (\$1,000)
44-45	MERCER—Con.				
	Retail trade—Con.				
453	Miscellaneous store retailers—Con.				
4532	Office supplies, stationery, and gift stores—Con.				
45321	Office supplies and stationery stores—Con.				
453210	Office supplies and stationery stores				
	All establishments	9	146	707	2 948
	Establishments with 1 to 4 employees	3	X	X	X
	Establishments with 5 to 9 employees	2	X	X	X
	Establishments with 10 to 19 employees	—	X	X	X
	Establishments with 20 to 49 employees	4	X	X	X
	Establishments with 50 to 99 employees	—	X	X	X
	Establishments with 100 to 249 employees	—	X	X	X
	Establishments with 250 to 499 employees	—	X	X	X
	Establishments with 500 to 999 employees	—	X	X	X
	Establishments with 1,000 employees or more	—	X	X	X
45322	Gift, novelty, and souvenir stores				
	All establishments	42	365	1 464	6 678
	Establishments with 1 to 4 employees	17	X	X	X
	Establishments with 5 to 9 employees	11	X	X	X
	Establishments with 10 to 19 employees	11	X	X	X
	Establishments with 20 to 49 employees	2	X	X	X
	Establishments with 50 to 99 employees	1	X	X	X
	Establishments with 100 to 249 employees	—	X	X	X
	Establishments with 250 to 499 employees	—	X	X	X
	Establishments with 500 to 999 employees	—	X	X	X
	Establishments with 1,000 employees or more	—	X	X	X
453220	Gift, novelty, and souvenir stores				
	All establishments	42	365	1 464	6 678
	Establishments with 1 to 4 employees	17	X	X	X
	Establishments with 5 to 9 employees	11	X	X	X
	Establishments with 10 to 19 employees	11	X	X	X
	Establishments with 20 to 49 employees	2	X	X	X
	Establishments with 50 to 99 employees	1	X	X	X
	Establishments with 100 to 249 employees	—	X	X	X
	Establishments with 250 to 499 employees	—	X	X	X
	Establishments with 500 to 999 employees	—	X	X	X
	Establishments with 1,000 employees or more	—	X	X	X
4533	Used merchandise stores				
	All establishments	21	176	635	3 060
	Establishments with 1 to 4 employees	14	X	X	X
	Establishments with 5 to 9 employees	—	X	X	X
	Establishments with 10 to 19 employees	6	X	X	X
	Establishments with 20 to 49 employees	—	X	X	X
	Establishments with 50 to 99 employees	1	X	X	X
	Establishments with 100 to 249 employees	—	X	X	X
	Establishments with 250 to 499 employees	—	X	X	X
	Establishments with 500 to 999 employees	—	X	X	X
	Establishments with 1,000 employees or more	—	X	X	X
45331	Used merchandise stores				
	All establishments	21	176	635	3 060
	Establishments with 1 to 4 employees	14	X	X	X
	Establishments with 5 to 9 employees	—	X	X	X
	Establishments with 10 to 19 employees	6	X	X	X
	Establishments with 20 to 49 employees	—	X	X	X
	Establishments with 50 to 99 employees	1	X	X	X
	Establishments with 100 to 249 employees	—	X	X	X
	Establishments with 250 to 499 employees	—	X	X	X
	Establishments with 500 to 999 employees	—	X	X	X
	Establishments with 1,000 employees or more	—	X	X	X
453310	Used merchandise stores				
	All establishments	21	176	635	3 060
	Establishments with 1 to 4 employees	14	X	X	X
	Establishments with 5 to 9 employees	—	X	X	X
	Establishments with 10 to 19 employees	6	X	X	X
	Establishments with 20 to 49 employees	—	X	X	X
	Establishments with 50 to 99 employees	1	X	X	X
	Establishments with 100 to 249 employees	—	X	X	X
	Establishments with 250 to 499 employees	—	X	X	X
	Establishments with 500 to 999 employees	—	X	X	X
	Establishments with 1,000 employees or more	—	X	X	X
4539	Other miscellaneous store retailers				
	All establishments	40	251	891	4 524
	Establishments with 1 to 4 employees	29	X	X	X
	Establishments with 5 to 9 employees	5	X	X	X
	Establishments with 10 to 19 employees	2	X	X	X
	Establishments with 20 to 49 employees	4	X	X	X
	Establishments with 50 to 99 employees	—	X	X	X
	Establishments with 100 to 249 employees	—	X	X	X
	Establishments with 250 to 499 employees	—	X	X	X
	Establishments with 500 to 999 employees	—	X	X	X
	Establishments with 1,000 employees or more	—	X	X	X

See footnotes at end of table.

Table 5. Establishments, Employees, and Payroll by Industry and Employment Size of Establishments by County: 2004—Con.

[Excludes most government employees, railroad employees, and self-employed persons. Size class 1 to 4 employees includes establishments having payroll, but no employees, during mid-March pay period. For meaning of abbreviations and symbols, see introductory text. For explanation of terms, see Appendix A. For statement on reliability, see the note at the end of the table and Appendix C]

NAICS code	Geography, kind of business, and employment size class	Establishments (number)	Paid employees for pay period including March 12 (number)	First-quarter payroll (\$1,000)	Annual payroll (\$1,000)
	MERCER—Con.				
44-45	Retail trade—Con.				
453	Miscellaneous store retailers—Con.				
4539	Other miscellaneous store retailers—Con.				
45391	Pet and pet supplies stores				
	All establishments	14	165	598	2 689
	Establishments with 1 to 4 employees	7	X	X	X
	Establishments with 5 to 9 employees	2	X	X	X
	Establishments with 10 to 19 employees	2	X	X	X
	Establishments with 20 to 49 employees	3	X	X	X
	Establishments with 50 to 99 employees	—	X	X	X
	Establishments with 100 to 249 employees	—	X	X	X
	Establishments with 250 to 499 employees	—	X	X	X
	Establishments with 500 to 999 employees	—	X	X	X
	Establishments with 1,000 employees or more	—	X	X	X
453910	Pet and pet supplies stores				
	All establishments	14	165	598	2 689
	Establishments with 1 to 4 employees	7	X	X	X
	Establishments with 5 to 9 employees	2	X	X	X
	Establishments with 10 to 19 employees	2	X	X	X
	Establishments with 20 to 49 employees	3	X	X	X
	Establishments with 50 to 99 employees	—	X	X	X
	Establishments with 100 to 249 employees	—	X	X	X
	Establishments with 250 to 499 employees	—	X	X	X
	Establishments with 500 to 999 employees	—	X	X	X
	Establishments with 1,000 employees or more	—	X	X	X
454	Nonstore retailers				
	All establishments	59	410	4 269	17 326
	Establishments with 1 to 4 employees	34	X	X	X
	Establishments with 5 to 9 employees	14	X	X	X
	Establishments with 10 to 19 employees	5	X	X	X
	Establishments with 20 to 49 employees	5	X	X	X
	Establishments with 50 to 99 employees	1	X	X	X
	Establishments with 100 to 249 employees	—	X	X	X
	Establishments with 250 to 499 employees	—	X	X	X
	Establishments with 500 to 999 employees	—	X	X	X
	Establishments with 1,000 employees or more	—	X	X	X
4541	Electronic shopping and mail-order houses				
	All establishments	24	126	1 271	5 492
	Establishments with 1 to 4 employees	15	X	X	X
	Establishments with 5 to 9 employees	6	X	X	X
	Establishments with 10 to 19 employees	1	X	X	X
	Establishments with 20 to 49 employees	2	X	X	X
	Establishments with 50 to 99 employees	—	X	X	X
	Establishments with 100 to 249 employees	—	X	X	X
	Establishments with 250 to 499 employees	—	X	X	X
	Establishments with 500 to 999 employees	—	X	X	X
	Establishments with 1,000 employees or more	—	X	X	X
45411	Electronic shopping and mail-order houses				
	All establishments	24	126	1 271	5 492
	Establishments with 1 to 4 employees	15	X	X	X
	Establishments with 5 to 9 employees	6	X	X	X
	Establishments with 10 to 19 employees	1	X	X	X
	Establishments with 20 to 49 employees	2	X	X	X
	Establishments with 50 to 99 employees	—	X	X	X
	Establishments with 100 to 249 employees	—	X	X	X
	Establishments with 250 to 499 employees	—	X	X	X
	Establishments with 500 to 999 employees	—	X	X	X
	Establishments with 1,000 employees or more	—	X	X	X
4543	Direct selling establishments				
	All establishments	31	275	2 915	11 486
	Establishments with 1 to 4 employees	15	X	X	X
	Establishments with 5 to 9 employees	8	X	X	X
	Establishments with 10 to 19 employees	4	X	X	X
	Establishments with 20 to 49 employees	3	X	X	X
	Establishments with 50 to 99 employees	1	X	X	X
	Establishments with 100 to 249 employees	—	X	X	X
	Establishments with 250 to 499 employees	—	X	X	X
	Establishments with 500 to 999 employees	—	X	X	X
	Establishments with 1,000 employees or more	—	X	X	X
45431	Fuel dealers				
	All establishments	13	171	1 945	7 938
	Establishments with 1 to 4 employees	5	X	X	X
	Establishments with 5 to 9 employees	3	X	X	X
	Establishments with 10 to 19 employees	3	X	X	X
	Establishments with 20 to 49 employees	1	X	X	X
	Establishments with 50 to 99 employees	1	X	X	X
	Establishments with 100 to 249 employees	—	X	X	X
	Establishments with 250 to 499 employees	—	X	X	X
	Establishments with 500 to 999 employees	—	X	X	X
	Establishments with 1,000 employees or more	—	X	X	X

See footnotes at end of table.

Table 5. Establishments, Employees, and Payroll by Industry and Employment Size of Establishments by County: 2004—Con.

[Excludes most government employees, railroad employees, and self-employed persons. Size class 1 to 4 employees includes establishments having payroll, but no employees, during mid-March pay period. For meaning of abbreviations and symbols, see introductory text. For explanation of terms, see Appendix A. For statement on reliability, see the note at the end of the table and Appendix C]

NAICS code	Geography, kind of business, and employment size class	Establishments (number)	Paid employees for pay period including March 12 (number)	First-quarter payroll (\$1,000)	Annual payroll (\$1,000)
44-45	MERCER—Con.				
	Retail trade—Con.				
454	Nonstore retailers—Con.				
4543	Direct selling establishments—Con.				
45431	Fuel dealers—Con.				
454311	Heating oil dealers				
	All establishments	12	c	D	D
	Establishments with 1 to 4 employees	5	X	X	X
	Establishments with 5 to 9 employees	3	X	X	X
	Establishments with 10 to 19 employees	2	X	X	X
	Establishments with 20 to 49 employees	1	X	X	X
	Establishments with 50 to 99 employees	1	X	X	X
	Establishments with 100 to 249 employees	—	X	X	X
	Establishments with 250 to 499 employees	—	X	X	X
	Establishments with 500 to 999 employees	—	X	X	X
	Establishments with 1,000 employees or more	—	X	X	X
45439	Other direct selling establishments				
	All establishments	18	104	970	3 548
	Establishments with 1 to 4 employees	10	X	X	X
	Establishments with 5 to 9 employees	5	X	X	X
	Establishments with 10 to 19 employees	1	X	X	X
	Establishments with 20 to 49 employees	2	X	X	X
	Establishments with 50 to 99 employees	—	X	X	X
	Establishments with 100 to 249 employees	—	X	X	X
	Establishments with 250 to 499 employees	—	X	X	X
	Establishments with 500 to 999 employees	—	X	X	X
	Establishments with 1,000 employees or more	—	X	X	X
454390	Other direct selling establishments				
	All establishments	18	104	970	3 548
	Establishments with 1 to 4 employees	10	X	X	X
	Establishments with 5 to 9 employees	5	X	X	X
	Establishments with 10 to 19 employees	1	X	X	X
	Establishments with 20 to 49 employees	2	X	X	X
	Establishments with 50 to 99 employees	—	X	X	X
	Establishments with 100 to 249 employees	—	X	X	X
	Establishments with 250 to 499 employees	—	X	X	X
	Establishments with 500 to 999 employees	—	X	X	X
	Establishments with 1,000 employees or more	—	X	X	X
48-49	Transportation and warehousing				
	All establishments	171	6 119	32 461	139 593
	Establishments with 1 to 4 employees	96	X	X	X
	Establishments with 5 to 9 employees	22	X	X	X
	Establishments with 10 to 19 employees	17	X	X	X
	Establishments with 20 to 49 employees	18	X	X	X
	Establishments with 50 to 99 employees	8	X	X	X
	Establishments with 100 to 249 employees	4	X	X	X
	Establishments with 250 to 499 employees	3	X	X	X
	Establishments with 500 to 999 employees	2	X	X	X
	Establishments with 1,000 employees or more	1	X	X	X
484	Truck transportation				
	All establishments	63	751	6 657	30 656
	Establishments with 1 to 4 employees	39	X	X	X
	Establishments with 5 to 9 employees	8	X	X	X
	Establishments with 10 to 19 employees	5	X	X	X
	Establishments with 20 to 49 employees	7	X	X	X
	Establishments with 50 to 99 employees	3	X	X	X
	Establishments with 100 to 249 employees	1	X	X	X
	Establishments with 250 to 499 employees	—	X	X	X
	Establishments with 500 to 999 employees	—	X	X	X
	Establishments with 1,000 employees or more	—	X	X	X
4841	General freight trucking				
	All establishments	35	459	4 549	21 129
	Establishments with 1 to 4 employees	22	X	X	X
	Establishments with 5 to 9 employees	3	X	X	X
	Establishments with 10 to 19 employees	3	X	X	X
	Establishments with 20 to 49 employees	4	X	X	X
	Establishments with 50 to 99 employees	3	X	X	X
	Establishments with 100 to 249 employees	—	X	X	X
	Establishments with 250 to 499 employees	—	X	X	X
	Establishments with 500 to 999 employees	—	X	X	X
	Establishments with 1,000 employees or more	—	X	X	X
48412	General freight trucking, long-distance				
	All establishments	17	380	4 170	19 266
	Establishments with 1 to 4 employees	8	X	X	X
	Establishments with 5 to 9 employees	2	X	X	X
	Establishments with 10 to 19 employees	2	X	X	X
	Establishments with 20 to 49 employees	2	X	X	X
	Establishments with 50 to 99 employees	3	X	X	X
	Establishments with 100 to 249 employees	—	X	X	X
	Establishments with 250 to 499 employees	—	X	X	X
	Establishments with 500 to 999 employees	—	X	X	X
	Establishments with 1,000 employees or more	—	X	X	X

See footnotes at end of table.

Table 5. Establishments, Employees, and Payroll by Industry and Employment Size of Establishments by County: 2004—Con.

[Excludes most government employees, railroad employees, and self-employed persons. Size class 1 to 4 employees includes establishments having payroll, but no employees, during mid-March pay period. For meaning of abbreviations and symbols, see introductory text. For explanation of terms, see Appendix A. For statement on reliability, see the note at the end of the table and Appendix C]

NAICS code	Geography, kind of business, and employment size class	Establishments (number)	Paid employees for pay period including March 12 (number)	First-quarter payroll (\$1,000)	Annual payroll (\$1,000)
MERCER—Con.					
48-49	Transportation and warehousing—Con.				
484	Truck transportation—Con.				
4841	General freight trucking—Con.				
48412	General freight trucking, long-distance—Con.				
484121	General freight trucking, long-distance, truckload (tl)				
	All establishments	9	110	1 152	5 481
	Establishments with 1 to 4 employees	6	X	X	X
	Establishments with 5 to 9 employees	1	X	X	X
	Establishments with 10 to 19 employees	1	X	X	X
	Establishments with 20 to 49 employees	1	X	X	X
	Establishments with 50 to 99 employees	1	X	X	X
	Establishments with 100 to 249 employees	—	X	X	X
	Establishments with 250 to 499 employees	—	X	X	X
	Establishments with 500 to 999 employees	—	X	X	X
	Establishments with 1,000 employees or more	—	X	X	X
484122	General freight trucking, long-distance, less than truckload (ltl)				
	All establishments	8	270	3 018	13 785
	Establishments with 1 to 4 employees	2	X	X	X
	Establishments with 5 to 9 employees	1	X	X	X
	Establishments with 10 to 19 employees	1	X	X	X
	Establishments with 20 to 49 employees	2	X	X	X
	Establishments with 50 to 99 employees	2	X	X	X
	Establishments with 100 to 249 employees	—	X	X	X
	Establishments with 250 to 499 employees	—	X	X	X
	Establishments with 500 to 999 employees	—	X	X	X
	Establishments with 1,000 employees or more	—	X	X	X
4842	Specialized freight trucking				
	All establishments	28	292	2 108	9 527
	Establishments with 1 to 4 employees	17	X	X	X
	Establishments with 5 to 9 employees	5	X	X	X
	Establishments with 10 to 19 employees	2	X	X	X
	Establishments with 20 to 49 employees	3	X	X	X
	Establishments with 50 to 99 employees	—	X	X	X
	Establishments with 100 to 249 employees	1	X	X	X
	Establishments with 250 to 499 employees	—	X	X	X
	Establishments with 500 to 999 employees	—	X	X	X
	Establishments with 1,000 employees or more	—	X	X	X
48421	Used household and office goods moving				
	All establishments	9	202	1 416	6 195
	Establishments with 1 to 4 employees	3	X	X	X
	Establishments with 5 to 9 employees	2	X	X	X
	Establishments with 10 to 19 employees	2	X	X	X
	Establishments with 20 to 49 employees	1	X	X	X
	Establishments with 50 to 99 employees	—	X	X	X
	Establishments with 100 to 249 employees	1	X	X	X
	Establishments with 250 to 499 employees	—	X	X	X
	Establishments with 500 to 999 employees	—	X	X	X
	Establishments with 1,000 employees or more	—	X	X	X
484210	Used household and office goods moving				
	All establishments	9	202	1 416	6 195
	Establishments with 1 to 4 employees	3	X	X	X
	Establishments with 5 to 9 employees	2	X	X	X
	Establishments with 10 to 19 employees	2	X	X	X
	Establishments with 20 to 49 employees	1	X	X	X
	Establishments with 50 to 99 employees	—	X	X	X
	Establishments with 100 to 249 employees	1	X	X	X
	Establishments with 250 to 499 employees	—	X	X	X
	Establishments with 500 to 999 employees	—	X	X	X
	Establishments with 1,000 employees or more	—	X	X	X
485	Transit and ground passenger transportation				
	All establishments	37	1 988	8 535	37 280
	Establishments with 1 to 4 employees	14	X	X	X
	Establishments with 5 to 9 employees	1	X	X	X
	Establishments with 10 to 19 employees	5	X	X	X
	Establishments with 20 to 49 employees	8	X	X	X
	Establishments with 50 to 99 employees	4	X	X	X
	Establishments with 100 to 249 employees	2	X	X	X
	Establishments with 250 to 499 employees	2	X	X	X
	Establishments with 500 to 999 employees	1	X	X	X
	Establishments with 1,000 employees or more	—	X	X	X
4853	Taxi and limousine service				
	All establishments	19	513	2 940	12 675
	Establishments with 1 to 4 employees	11	X	X	X
	Establishments with 5 to 9 employees	1	X	X	X
	Establishments with 10 to 19 employees	4	X	X	X
	Establishments with 20 to 49 employees	1	X	X	X
	Establishments with 50 to 99 employees	1	X	X	X
	Establishments with 100 to 249 employees	—	X	X	X
	Establishments with 250 to 499 employees	1	X	X	X
	Establishments with 500 to 999 employees	—	X	X	X
	Establishments with 1,000 employees or more	—	X	X	X

See footnotes at end of table.

Table 5. Establishments, Employees, and Payroll by Industry and Employment Size of Establishments by County: 2004—Con.

[Excludes most government employees, railroad employees, and self-employed persons. Size class 1 to 4 employees includes establishments having payroll, but no employees, during mid-March pay period. For meaning of abbreviations and symbols, see introductory text. For explanation of terms, see Appendix A. For statement on reliability, see the note at the end of the table and Appendix C]

NAICS code	Geography, kind of business, and employment size class	Establishments (number)	Paid employees for pay period including March 12 (number)	First-quarter payroll (\$1,000)	Annual payroll (\$1,000)
MERCER—Con.					
48-49	Transportation and warehousing—Con.				
485	Transit and ground passenger transportation—Con.				
4853	Taxi and limousine service—Con.				
48532	Limousine service				
	All establishments	15	507	2 925	12 620
	Establishments with 1 to 4 employees	7	X	X	X
	Establishments with 5 to 9 employees	1	X	X	X
	Establishments with 10 to 19 employees	4	X	X	X
	Establishments with 20 to 49 employees	1	X	X	X
	Establishments with 50 to 99 employees	1	X	X	X
	Establishments with 100 to 249 employees	—	X	X	X
	Establishments with 250 to 499 employees	1	X	X	X
	Establishments with 500 to 999 employees	—	X	X	X
	Establishments with 1,000 employees or more	—	X	X	X
485320	Limousine service				
	All establishments	15	507	2 925	12 620
	Establishments with 1 to 4 employees	7	X	X	X
	Establishments with 5 to 9 employees	1	X	X	X
	Establishments with 10 to 19 employees	4	X	X	X
	Establishments with 20 to 49 employees	1	X	X	X
	Establishments with 50 to 99 employees	1	X	X	X
	Establishments with 100 to 249 employees	—	X	X	X
	Establishments with 250 to 499 employees	1	X	X	X
	Establishments with 500 to 999 employees	—	X	X	X
	Establishments with 1,000 employees or more	—	X	X	X
4854	School and employee bus transportation				
	All establishments	8	1 115	3 646	14 441
	Establishments with 1 to 4 employees	1	X	X	X
	Establishments with 5 to 9 employees	—	X	X	X
	Establishments with 10 to 19 employees	—	X	X	X
	Establishments with 20 to 49 employees	2	X	X	X
	Establishments with 50 to 99 employees	2	X	X	X
	Establishments with 100 to 249 employees	1	X	X	X
	Establishments with 250 to 499 employees	1	X	X	X
	Establishments with 500 to 999 employees	1	X	X	X
	Establishments with 1,000 employees or more	—	X	X	X
48541	School and employee bus transportation				
	All establishments	8	1 115	3 646	14 441
	Establishments with 1 to 4 employees	1	X	X	X
	Establishments with 5 to 9 employees	—	X	X	X
	Establishments with 10 to 19 employees	—	X	X	X
	Establishments with 20 to 49 employees	2	X	X	X
	Establishments with 50 to 99 employees	2	X	X	X
	Establishments with 100 to 249 employees	1	X	X	X
	Establishments with 250 to 499 employees	1	X	X	X
	Establishments with 500 to 999 employees	1	X	X	X
	Establishments with 1,000 employees or more	—	X	X	X
485410	School and employee bus transportation				
	All establishments	8	1 115	3 646	14 441
	Establishments with 1 to 4 employees	1	X	X	X
	Establishments with 5 to 9 employees	—	X	X	X
	Establishments with 10 to 19 employees	—	X	X	X
	Establishments with 20 to 49 employees	2	X	X	X
	Establishments with 50 to 99 employees	2	X	X	X
	Establishments with 100 to 249 employees	1	X	X	X
	Establishments with 250 to 499 employees	1	X	X	X
	Establishments with 500 to 999 employees	1	X	X	X
	Establishments with 1,000 employees or more	—	X	X	X
4855	Charter bus industry				
	All establishments	4	207	1 201	6 017
	Establishments with 1 to 4 employees	—	X	X	X
	Establishments with 5 to 9 employees	—	X	X	X
	Establishments with 10 to 19 employees	1	X	X	X
	Establishments with 20 to 49 employees	2	X	X	X
	Establishments with 50 to 99 employees	—	X	X	X
	Establishments with 100 to 249 employees	1	X	X	X
	Establishments with 250 to 499 employees	—	X	X	X
	Establishments with 500 to 999 employees	—	X	X	X
	Establishments with 1,000 employees or more	—	X	X	X
48551	Charter bus industry				
	All establishments	4	207	1 201	6 017
	Establishments with 1 to 4 employees	—	X	X	X
	Establishments with 5 to 9 employees	—	X	X	X
	Establishments with 10 to 19 employees	1	X	X	X
	Establishments with 20 to 49 employees	2	X	X	X
	Establishments with 50 to 99 employees	—	X	X	X
	Establishments with 100 to 249 employees	1	X	X	X
	Establishments with 250 to 499 employees	—	X	X	X
	Establishments with 500 to 999 employees	—	X	X	X
	Establishments with 1,000 employees or more	—	X	X	X

See footnotes at end of table.

Table 5. Establishments, Employees, and Payroll by Industry and Employment Size of Establishments by County: 2004—Con.

[Excludes most government employees, railroad employees, and self-employed persons. Size class 1 to 4 employees includes establishments having payroll, but no employees, during mid-March pay period. For meaning of abbreviations and symbols, see introductory text. For explanation of terms, see Appendix A. For statement on reliability, see the note at the end of the table and Appendix C]

NAICS code	Geography, kind of business, and employment size class	Establishments (number)	Paid employees for pay period including March 12 (number)	First-quarter payroll (\$1,000)	Annual payroll (\$1,000)
MERCER—Con.					
48-49	Transportation and warehousing—Con.				
485	Transit and ground passenger transportation—Con.				
4855	Charter bus industry—Con.				
48551	Charter bus industry—Con.				
485510	Charter bus industry				
	All establishments	4	207	1 201	6 017
	Establishments with 1 to 4 employees	—	X	X	X
	Establishments with 5 to 9 employees	—	X	X	X
	Establishments with 10 to 19 employees	1	X	X	X
	Establishments with 20 to 49 employees	2	X	X	X
	Establishments with 50 to 99 employees	—	X	X	X
	Establishments with 100 to 249 employees	1	X	X	X
	Establishments with 250 to 499 employees	—	X	X	X
	Establishments with 500 to 999 employees	—	X	X	X
	Establishments with 1,000 employees or more	—	X	X	X
4859	Other transit and ground passenger transportation				
	All establishments	5	c	D	D
	Establishments with 1 to 4 employees	2	X	X	X
	Establishments with 5 to 9 employees	—	X	X	X
	Establishments with 10 to 19 employees	—	X	X	X
	Establishments with 20 to 49 employees	2	X	X	X
	Establishments with 50 to 99 employees	1	X	X	X
	Establishments with 100 to 249 employees	—	X	X	X
	Establishments with 250 to 499 employees	—	X	X	X
	Establishments with 500 to 999 employees	—	X	X	X
	Establishments with 1,000 employees or more	—	X	X	X
48599	Other transit and ground passenger transportation				
	All establishments	5	c	D	D
	Establishments with 1 to 4 employees	2	X	X	X
	Establishments with 5 to 9 employees	—	X	X	X
	Establishments with 10 to 19 employees	—	X	X	X
	Establishments with 20 to 49 employees	2	X	X	X
	Establishments with 50 to 99 employees	1	X	X	X
	Establishments with 100 to 249 employees	—	X	X	X
	Establishments with 250 to 499 employees	—	X	X	X
	Establishments with 500 to 999 employees	—	X	X	X
	Establishments with 1,000 employees or more	—	X	X	X
488	Support activities for transportation				
	All establishments	36	183	1 731	6 744
	Establishments with 1 to 4 employees	24	X	X	X
	Establishments with 5 to 9 employees	7	X	X	X
	Establishments with 10 to 19 employees	4	X	X	X
	Establishments with 20 to 49 employees	1	X	X	X
	Establishments with 50 to 99 employees	—	X	X	X
	Establishments with 100 to 249 employees	—	X	X	X
	Establishments with 250 to 499 employees	—	X	X	X
	Establishments with 500 to 999 employees	—	X	X	X
	Establishments with 1,000 employees or more	—	X	X	X
492	Couriers and messengers				
	All establishments	15	2 518	8 745	41 499
	Establishments with 1 to 4 employees	9	X	X	X
	Establishments with 5 to 9 employees	1	X	X	X
	Establishments with 10 to 19 employees	1	X	X	X
	Establishments with 20 to 49 employees	—	X	X	X
	Establishments with 50 to 99 employees	1	X	X	X
	Establishments with 100 to 249 employees	1	X	X	X
	Establishments with 250 to 499 employees	1	X	X	X
	Establishments with 500 to 999 employees	—	X	X	X
	Establishments with 1,000 employees or more	1	X	X	X
4921	Couriers				
	All establishments	9	f	D	D
	Establishments with 1 to 4 employees	5	X	X	X
	Establishments with 5 to 9 employees	1	X	X	X
	Establishments with 10 to 19 employees	—	X	X	X
	Establishments with 20 to 49 employees	—	X	X	X
	Establishments with 50 to 99 employees	1	X	X	X
	Establishments with 100 to 249 employees	1	X	X	X
	Establishments with 250 to 499 employees	1	X	X	X
	Establishments with 500 to 999 employees	—	X	X	X
	Establishments with 1,000 employees or more	—	X	X	X
49211	Couriers				
	All establishments	9	f	D	D
	Establishments with 1 to 4 employees	5	X	X	X
	Establishments with 5 to 9 employees	1	X	X	X
	Establishments with 10 to 19 employees	—	X	X	X
	Establishments with 20 to 49 employees	—	X	X	X
	Establishments with 50 to 99 employees	1	X	X	X
	Establishments with 100 to 249 employees	1	X	X	X
	Establishments with 250 to 499 employees	1	X	X	X
	Establishments with 500 to 999 employees	—	X	X	X
	Establishments with 1,000 employees or more	—	X	X	X

See footnotes at end of table.

Table 5. Establishments, Employees, and Payroll by Industry and Employment Size of Establishments by County: 2004—Con.

[Excludes most government employees, railroad employees, and self-employed persons. Size class 1 to 4 employees includes establishments having payroll, but no employees, during mid-March pay period. For meaning of abbreviations and symbols, see introductory text. For explanation of terms, see Appendix A. For statement on reliability, see the note at the end of the table and Appendix C]

NAICS code	Geography, kind of business, and employment size class	Establishments (number)	Paid employees for pay period including March 12 (number)	First-quarter payroll (\$1,000)	Annual payroll (\$1,000)
MERCER—Con.					
48-49	Transportation and warehousing—Con.				
492	Couriers and messengers—Con.				
4921	Couriers—Con.				
49211	Couriers—Con.				
492110	Couriers				
	All establishments	9	f	D	D
	Establishments with 1 to 4 employees	5	X	X	X
	Establishments with 5 to 9 employees	1	X	X	X
	Establishments with 10 to 19 employees	—	X	X	X
	Establishments with 20 to 49 employees	—	X	X	X
	Establishments with 50 to 99 employees	1	X	X	X
	Establishments with 100 to 249 employees	1	X	X	X
	Establishments with 250 to 499 employees	1	X	X	X
	Establishments with 500 to 999 employees	—	X	X	X
	Establishments with 1,000 employees or more	—	X	X	X
4922	Local messengers and local delivery				
	All establishments	6	g	D	D
	Establishments with 1 to 4 employees	4	X	X	X
	Establishments with 5 to 9 employees	—	X	X	X
	Establishments with 10 to 19 employees	1	X	X	X
	Establishments with 20 to 49 employees	—	X	X	X
	Establishments with 50 to 99 employees	—	X	X	X
	Establishments with 100 to 249 employees	—	X	X	X
	Establishments with 250 to 499 employees	—	X	X	X
	Establishments with 500 to 999 employees	—	X	X	X
	Establishments with 1,000 employees or more	1	X	X	X
49221	Local messengers and local delivery				
	All establishments	6	g	D	D
	Establishments with 1 to 4 employees	4	X	X	X
	Establishments with 5 to 9 employees	—	X	X	X
	Establishments with 10 to 19 employees	1	X	X	X
	Establishments with 20 to 49 employees	—	X	X	X
	Establishments with 50 to 99 employees	—	X	X	X
	Establishments with 100 to 249 employees	—	X	X	X
	Establishments with 250 to 499 employees	—	X	X	X
	Establishments with 500 to 999 employees	—	X	X	X
	Establishments with 1,000 employees or more	1	X	X	X
492210	Local messengers and local delivery				
	All establishments	6	g	D	D
	Establishments with 1 to 4 employees	4	X	X	X
	Establishments with 5 to 9 employees	—	X	X	X
	Establishments with 10 to 19 employees	1	X	X	X
	Establishments with 20 to 49 employees	—	X	X	X
	Establishments with 50 to 99 employees	—	X	X	X
	Establishments with 100 to 249 employees	—	X	X	X
	Establishments with 250 to 499 employees	—	X	X	X
	Establishments with 500 to 999 employees	—	X	X	X
	Establishments with 1,000 employees or more	1	X	X	X
493	Warehousing and storage				
	All establishments	10	595	5 280	17 201
	Establishments with 1 to 4 employees	4	X	X	X
	Establishments with 5 to 9 employees	4	X	X	X
	Establishments with 10 to 19 employees	—	X	X	X
	Establishments with 20 to 49 employees	1	X	X	X
	Establishments with 50 to 99 employees	—	X	X	X
	Establishments with 100 to 249 employees	—	X	X	X
	Establishments with 250 to 499 employees	—	X	X	X
	Establishments with 500 to 999 employees	1	X	X	X
	Establishments with 1,000 employees or more	—	X	X	X
4931	Warehousing and storage				
	All establishments	10	595	5 280	17 201
	Establishments with 1 to 4 employees	4	X	X	X
	Establishments with 5 to 9 employees	4	X	X	X
	Establishments with 10 to 19 employees	—	X	X	X
	Establishments with 20 to 49 employees	1	X	X	X
	Establishments with 50 to 99 employees	—	X	X	X
	Establishments with 100 to 249 employees	—	X	X	X
	Establishments with 250 to 499 employees	—	X	X	X
	Establishments with 500 to 999 employees	1	X	X	X
	Establishments with 1,000 employees or more	—	X	X	X
49311	General warehousing and storage				
	All establishments	9	f	D	D
	Establishments with 1 to 4 employees	4	X	X	X
	Establishments with 5 to 9 employees	3	X	X	X
	Establishments with 10 to 19 employees	—	X	X	X
	Establishments with 20 to 49 employees	1	X	X	X
	Establishments with 50 to 99 employees	—	X	X	X
	Establishments with 100 to 249 employees	—	X	X	X
	Establishments with 250 to 499 employees	—	X	X	X
	Establishments with 500 to 999 employees	1	X	X	X
	Establishments with 1,000 employees or more	—	X	X	X

See footnotes at end of table.

Table 5. Establishments, Employees, and Payroll by Industry and Employment Size of Establishments by County: 2004—Con.

[Excludes most government employees, railroad employees, and self-employed persons. Size class 1 to 4 employees includes establishments having payroll, but no employees, during mid-March pay period. For meaning of abbreviations and symbols, see introductory text. For explanation of terms, see Appendix A. For statement on reliability, see the note at the end of the table and Appendix C]

NAICS code	Geography, kind of business, and employment size class	Establishments (number)	Paid employees for pay period including March 12 (number)	First-quarter payroll (\$1,000)	Annual payroll (\$1,000)
	MERCER—Con.				
48-49	Transportation and warehousing—Con.				
493	Warehousing and storage—Con.				
4931	Warehousing and storage—Con.				
49311	General warehousing and storage—Con.				
493110	General warehousing and storage				
	All establishments	9	f	D	D
	Establishments with 1 to 4 employees	4	X	X	X
	Establishments with 5 to 9 employees	3	X	X	X
	Establishments with 10 to 19 employees	—	X	X	X
	Establishments with 20 to 49 employees	1	X	X	X
	Establishments with 50 to 99 employees	—	X	X	X
	Establishments with 100 to 249 employees	—	X	X	X
	Establishments with 250 to 499 employees	—	X	X	X
	Establishments with 500 to 999 employees	1	X	X	X
	Establishments with 1,000 employees or more	—	X	X	X
51	Information				
	All establishments	203	6 986	101 242	377 639
	Establishments with 1 to 4 employees	99	X	X	X
	Establishments with 5 to 9 employees	33	X	X	X
	Establishments with 10 to 19 employees	22	X	X	X
	Establishments with 20 to 49 employees	16	X	X	X
	Establishments with 50 to 99 employees	13	X	X	X
	Establishments with 100 to 249 employees	15	X	X	X
	Establishments with 250 to 499 employees	3	X	X	X
	Establishments with 500 to 999 employees	2	X	X	X
	Establishments with 1,000 employees or more	—	X	X	X
511	Publishing industries (except Internet)				
	All establishments	61	2 746	35 182	149 586
	Establishments with 1 to 4 employees	22	X	X	X
	Establishments with 5 to 9 employees	12	X	X	X
	Establishments with 10 to 19 employees	9	X	X	X
	Establishments with 20 to 49 employees	8	X	X	X
	Establishments with 50 to 99 employees	2	X	X	X
	Establishments with 100 to 249 employees	5	X	X	X
	Establishments with 250 to 499 employees	2	X	X	X
	Establishments with 500 to 999 employees	1	X	X	X
	Establishments with 1,000 employees or more	—	X	X	X
5111	Newspaper, periodical, book, and directory publishers				
	All establishments	43	2 032	19 201	77 855
	Establishments with 1 to 4 employees	16	X	X	X
	Establishments with 5 to 9 employees	9	X	X	X
	Establishments with 10 to 19 employees	6	X	X	X
	Establishments with 20 to 49 employees	5	X	X	X
	Establishments with 50 to 99 employees	1	X	X	X
	Establishments with 100 to 249 employees	4	X	X	X
	Establishments with 250 to 499 employees	1	X	X	X
	Establishments with 500 to 999 employees	1	X	X	X
	Establishments with 1,000 employees or more	—	X	X	X
51111	Newspaper publishers				
	All establishments	13	1 380	10 550	43 838
	Establishments with 1 to 4 employees	3	X	X	X
	Establishments with 5 to 9 employees	3	X	X	X
	Establishments with 10 to 19 employees	1	X	X	X
	Establishments with 20 to 49 employees	2	X	X	X
	Establishments with 50 to 99 employees	—	X	X	X
	Establishments with 100 to 249 employees	2	X	X	X
	Establishments with 250 to 499 employees	1	X	X	X
	Establishments with 500 to 999 employees	1	X	X	X
	Establishments with 1,000 employees or more	—	X	X	X
511110	Newspaper publishers				
	All establishments	13	1 380	10 550	43 838
	Establishments with 1 to 4 employees	3	X	X	X
	Establishments with 5 to 9 employees	3	X	X	X
	Establishments with 10 to 19 employees	1	X	X	X
	Establishments with 20 to 49 employees	2	X	X	X
	Establishments with 50 to 99 employees	—	X	X	X
	Establishments with 100 to 249 employees	2	X	X	X
	Establishments with 250 to 499 employees	1	X	X	X
	Establishments with 500 to 999 employees	1	X	X	X
	Establishments with 1,000 employees or more	—	X	X	X
51113	Book publishers				
	All establishments	10	261	3 962	15 542
	Establishments with 1 to 4 employees	3	X	X	X
	Establishments with 5 to 9 employees	3	X	X	X
	Establishments with 10 to 19 employees	—	X	X	X
	Establishments with 20 to 49 employees	2	X	X	X
	Establishments with 50 to 99 employees	1	X	X	X
	Establishments with 100 to 249 employees	1	X	X	X
	Establishments with 250 to 499 employees	—	X	X	X
	Establishments with 500 to 999 employees	—	X	X	X
	Establishments with 1,000 employees or more	—	X	X	X

See footnotes at end of table.

Table 5. Establishments, Employees, and Payroll by Industry and Employment Size of Establishments by County: 2004—Con.

[Excludes most government employees, railroad employees, and self-employed persons. Size class 1 to 4 employees includes establishments having payroll, but no employees, during mid-March pay period. For meaning of abbreviations and symbols, see introductory text. For explanation of terms, see Appendix A. For statement on reliability, see the note at the end of the table and Appendix C]

NAICS code	Geography, kind of business, and employment size class	Establishments (number)	Paid employees for pay period including March 12 (number)	First-quarter payroll (\$1,000)	Annual payroll (\$1,000)
51	MERCER—Con.				
	Information—Con.				
511	Publishing industries (except Internet)—Con.				
5111	Newspaper, periodical, book, and directory publishers—Con.				
51113	Book publishers—Con.				
511130	Book publishers				
	All establishments	10	261	3 962	15 542
	Establishments with 1 to 4 employees	3	X	X	X
	Establishments with 5 to 9 employees	3	X	X	X
	Establishments with 10 to 19 employees	—	X	X	X
	Establishments with 20 to 49 employees	2	X	X	X
	Establishments with 50 to 99 employees	1	X	X	X
	Establishments with 100 to 249 employees	1	X	X	X
	Establishments with 250 to 499 employees	—	X	X	X
	Establishments with 500 to 999 employees	—	X	X	X
	Establishments with 1,000 employees or more	—	X	X	X
51114	Directory and mailing list publishers				
	All establishments	4	e	D	D
	Establishments with 1 to 4 employees	1	X	X	X
	Establishments with 5 to 9 employees	—	X	X	X
	Establishments with 10 to 19 employees	2	X	X	X
	Establishments with 20 to 49 employees	—	X	X	X
	Establishments with 50 to 99 employees	—	X	X	X
	Establishments with 100 to 249 employees	1	X	X	X
	Establishments with 250 to 499 employees	—	X	X	X
	Establishments with 500 to 999 employees	—	X	X	X
	Establishments with 1,000 employees or more	—	X	X	X
511140	Directory and mailing list publishers				
	All establishments	4	e	D	D
	Establishments with 1 to 4 employees	1	X	X	X
	Establishments with 5 to 9 employees	—	X	X	X
	Establishments with 10 to 19 employees	2	X	X	X
	Establishments with 20 to 49 employees	—	X	X	X
	Establishments with 50 to 99 employees	—	X	X	X
	Establishments with 100 to 249 employees	1	X	X	X
	Establishments with 250 to 499 employees	—	X	X	X
	Establishments with 500 to 999 employees	—	X	X	X
	Establishments with 1,000 employees or more	—	X	X	X
5112	Software publishers				
	All establishments	18	714	15 981	71 731
	Establishments with 1 to 4 employees	6	X	X	X
	Establishments with 5 to 9 employees	3	X	X	X
	Establishments with 10 to 19 employees	3	X	X	X
	Establishments with 20 to 49 employees	3	X	X	X
	Establishments with 50 to 99 employees	1	X	X	X
	Establishments with 100 to 249 employees	1	X	X	X
	Establishments with 250 to 499 employees	1	X	X	X
	Establishments with 500 to 999 employees	—	X	X	X
	Establishments with 1,000 employees or more	—	X	X	X
51121	Software publishers				
	All establishments	18	714	15 981	71 731
	Establishments with 1 to 4 employees	6	X	X	X
	Establishments with 5 to 9 employees	3	X	X	X
	Establishments with 10 to 19 employees	3	X	X	X
	Establishments with 20 to 49 employees	3	X	X	X
	Establishments with 50 to 99 employees	1	X	X	X
	Establishments with 100 to 249 employees	1	X	X	X
	Establishments with 250 to 499 employees	1	X	X	X
	Establishments with 500 to 999 employees	—	X	X	X
	Establishments with 1,000 employees or more	—	X	X	X
511210	Software publishers				
	All establishments	18	714	15 981	71 731
	Establishments with 1 to 4 employees	6	X	X	X
	Establishments with 5 to 9 employees	3	X	X	X
	Establishments with 10 to 19 employees	3	X	X	X
	Establishments with 20 to 49 employees	3	X	X	X
	Establishments with 50 to 99 employees	1	X	X	X
	Establishments with 100 to 249 employees	1	X	X	X
	Establishments with 250 to 499 employees	1	X	X	X
	Establishments with 500 to 999 employees	—	X	X	X
	Establishments with 1,000 employees or more	—	X	X	X
512	Motion picture and sound recording industries				
	All establishments	27	480	4 363	17 242
	Establishments with 1 to 4 employees	19	X	X	X
	Establishments with 5 to 9 employees	2	X	X	X
	Establishments with 10 to 19 employees	1	X	X	X
	Establishments with 20 to 49 employees	1	X	X	X
	Establishments with 50 to 99 employees	3	X	X	X
	Establishments with 100 to 249 employees	1	X	X	X
	Establishments with 250 to 499 employees	—	X	X	X
	Establishments with 500 to 999 employees	—	X	X	X
	Establishments with 1,000 employees or more	—	X	X	X

See footnotes at end of table.

Table 5. Establishments, Employees, and Payroll by Industry and Employment Size of Establishments by County: 2004—Con.

[Excludes most government employees, railroad employees, and self-employed persons. Size class 1 to 4 employees includes establishments having payroll, but no employees, during mid-March pay period. For meaning of abbreviations and symbols, see introductory text. For explanation of terms, see Appendix A. For statement on reliability, see the note at the end of the table and Appendix C]

NAICS code	Geography, kind of business, and employment size class	Establishments (number)	Paid employees for pay period including March 12 (number)	First-quarter payroll (\$1,000)	Annual payroll (\$1,000)
	MERCER—Con.				
51	Information—Con.				
512	Motion picture and sound recording industries—Con.				
5121	Motion picture and video industries				
	All establishments	22	e	D	D
	Establishments with 1 to 4 employees	16	X	X	X
	Establishments with 5 to 9 employees	1	X	X	X
	Establishments with 10 to 19 employees	1	X	X	X
	Establishments with 20 to 49 employees	1	X	X	X
	Establishments with 50 to 99 employees	3	X	X	X
	Establishments with 100 to 249 employees	—	X	X	X
	Establishments with 250 to 499 employees	—	X	X	X
	Establishments with 500 to 999 employees	—	X	X	X
	Establishments with 1,000 employees or more	—	X	X	X
51213	Motion picture and video exhibition				
	All establishments	4	176	348	1 561
	Establishments with 1 to 4 employees	—	X	X	X
	Establishments with 5 to 9 employees	—	X	X	X
	Establishments with 10 to 19 employees	1	X	X	X
	Establishments with 20 to 49 employees	1	X	X	X
	Establishments with 50 to 99 employees	2	X	X	X
	Establishments with 100 to 249 employees	—	X	X	X
	Establishments with 250 to 499 employees	—	X	X	X
	Establishments with 500 to 999 employees	—	X	X	X
	Establishments with 1,000 employees or more	—	X	X	X
512131	Motion picture theaters (except drive-ins)				
	All establishments	4	176	348	1 561
	Establishments with 1 to 4 employees	—	X	X	X
	Establishments with 5 to 9 employees	—	X	X	X
	Establishments with 10 to 19 employees	1	X	X	X
	Establishments with 20 to 49 employees	1	X	X	X
	Establishments with 50 to 99 employees	2	X	X	X
	Establishments with 100 to 249 employees	—	X	X	X
	Establishments with 250 to 499 employees	—	X	X	X
	Establishments with 500 to 999 employees	—	X	X	X
	Establishments with 1,000 employees or more	—	X	X	X
5122	Sound recording industries				
	All establishments	5	c	D	D
	Establishments with 1 to 4 employees	3	X	X	X
	Establishments with 5 to 9 employees	1	X	X	X
	Establishments with 10 to 19 employees	—	X	X	X
	Establishments with 20 to 49 employees	—	X	X	X
	Establishments with 50 to 99 employees	—	X	X	X
	Establishments with 100 to 249 employees	1	X	X	X
	Establishments with 250 to 499 employees	—	X	X	X
	Establishments with 500 to 999 employees	—	X	X	X
	Establishments with 1,000 employees or more	—	X	X	X
51229	Other sound recording industries				
	All establishments	1	c	D	D
	Establishments with 1 to 4 employees	—	X	X	X
	Establishments with 5 to 9 employees	—	X	X	X
	Establishments with 10 to 19 employees	—	X	X	X
	Establishments with 20 to 49 employees	—	X	X	X
	Establishments with 50 to 99 employees	—	X	X	X
	Establishments with 100 to 249 employees	1	X	X	X
	Establishments with 250 to 499 employees	—	X	X	X
	Establishments with 500 to 999 employees	—	X	X	X
	Establishments with 1,000 employees or more	—	X	X	X
512290	Other sound recording industries				
	All establishments	1	c	D	D
	Establishments with 1 to 4 employees	—	X	X	X
	Establishments with 5 to 9 employees	—	X	X	X
	Establishments with 10 to 19 employees	—	X	X	X
	Establishments with 20 to 49 employees	—	X	X	X
	Establishments with 50 to 99 employees	—	X	X	X
	Establishments with 100 to 249 employees	1	X	X	X
	Establishments with 250 to 499 employees	—	X	X	X
	Establishments with 500 to 999 employees	—	X	X	X
	Establishments with 1,000 employees or more	—	X	X	X
515	Broadcasting (except Internet)				
	All establishments	7	243	4 269	21 812
	Establishments with 1 to 4 employees	2	X	X	X
	Establishments with 5 to 9 employees	—	X	X	X
	Establishments with 10 to 19 employees	2	X	X	X
	Establishments with 20 to 49 employees	1	X	X	X
	Establishments with 50 to 99 employees	1	X	X	X
	Establishments with 100 to 249 employees	1	X	X	X
	Establishments with 250 to 499 employees	—	X	X	X
	Establishments with 500 to 999 employees	—	X	X	X
	Establishments with 1,000 employees or more	—	X	X	X

See footnotes at end of table.

Table 5. Establishments, Employees, and Payroll by Industry and Employment Size of Establishments by County: 2004—Con.

[Excludes most government employees, railroad employees, and self-employed persons. Size class 1 to 4 employees includes establishments having payroll, but no employees, during mid-March pay period. For meaning of abbreviations and symbols, see introductory text. For explanation of terms, see Appendix A. For statement on reliability, see the note at the end of the table and Appendix C]

NAICS code	Geography, kind of business, and employment size class	Establishments (number)	Paid employees for pay period including March 12 (number)	First-quarter payroll (\$1,000)	Annual payroll (\$1,000)
51	MERCER—Con.				
	Information—Con.				
515	Broadcasting (except Internet)—Con.				
5151	Radio and television broadcasting				
	All establishments	6	c	D	D
	Establishments with 1 to 4 employees	1	X	X	X
	Establishments with 5 to 9 employees	—	X	X	X
	Establishments with 10 to 19 employees	2	X	X	X
	Establishments with 20 to 49 employees	1	X	X	X
	Establishments with 50 to 99 employees	1	X	X	X
	Establishments with 100 to 249 employees	1	X	X	X
	Establishments with 250 to 499 employees	—	X	X	X
	Establishments with 500 to 999 employees	—	X	X	X
	Establishments with 1,000 employees or more	—	X	X	X
51511	Radio broadcasting				
	All establishments	5	c	D	D
	Establishments with 1 to 4 employees	1	X	X	X
	Establishments with 5 to 9 employees	—	X	X	X
	Establishments with 10 to 19 employees	1	X	X	X
	Establishments with 20 to 49 employees	1	X	X	X
	Establishments with 50 to 99 employees	1	X	X	X
	Establishments with 100 to 249 employees	1	X	X	X
	Establishments with 250 to 499 employees	—	X	X	X
	Establishments with 500 to 999 employees	—	X	X	X
	Establishments with 1,000 employees or more	—	X	X	X
515112	Radio stations				
	All establishments	4	c	D	D
	Establishments with 1 to 4 employees	1	X	X	X
	Establishments with 5 to 9 employees	—	X	X	X
	Establishments with 10 to 19 employees	1	X	X	X
	Establishments with 20 to 49 employees	—	X	X	X
	Establishments with 50 to 99 employees	1	X	X	X
	Establishments with 100 to 249 employees	1	X	X	X
	Establishments with 250 to 499 employees	—	X	X	X
	Establishments with 500 to 999 employees	—	X	X	X
	Establishments with 1,000 employees or more	—	X	X	X
516	Internet publishing and broadcasting				
	All establishments	6	f	D	D
	Establishments with 1 to 4 employees	3	X	X	X
	Establishments with 5 to 9 employees	1	X	X	X
	Establishments with 10 to 19 employees	—	X	X	X
	Establishments with 20 to 49 employees	—	X	X	X
	Establishments with 50 to 99 employees	1	X	X	X
	Establishments with 100 to 249 employees	—	X	X	X
	Establishments with 250 to 499 employees	1	X	X	X
	Establishments with 500 to 999 employees	—	X	X	X
	Establishments with 1,000 employees or more	—	X	X	X
5161	Internet publishing and broadcasting				
	All establishments	6	f	D	D
	Establishments with 1 to 4 employees	3	X	X	X
	Establishments with 5 to 9 employees	1	X	X	X
	Establishments with 10 to 19 employees	—	X	X	X
	Establishments with 20 to 49 employees	—	X	X	X
	Establishments with 50 to 99 employees	1	X	X	X
	Establishments with 100 to 249 employees	—	X	X	X
	Establishments with 250 to 499 employees	1	X	X	X
	Establishments with 500 to 999 employees	—	X	X	X
	Establishments with 1,000 employees or more	—	X	X	X
51611	Internet publishing and broadcasting				
	All establishments	6	f	D	D
	Establishments with 1 to 4 employees	3	X	X	X
	Establishments with 5 to 9 employees	1	X	X	X
	Establishments with 10 to 19 employees	—	X	X	X
	Establishments with 20 to 49 employees	—	X	X	X
	Establishments with 50 to 99 employees	1	X	X	X
	Establishments with 100 to 249 employees	—	X	X	X
	Establishments with 250 to 499 employees	1	X	X	X
	Establishments with 500 to 999 employees	—	X	X	X
	Establishments with 1,000 employees or more	—	X	X	X
516110	Internet publishing and broadcasting				
	All establishments	6	f	D	D
	Establishments with 1 to 4 employees	3	X	X	X
	Establishments with 5 to 9 employees	1	X	X	X
	Establishments with 10 to 19 employees	—	X	X	X
	Establishments with 20 to 49 employees	—	X	X	X
	Establishments with 50 to 99 employees	1	X	X	X
	Establishments with 100 to 249 employees	—	X	X	X
	Establishments with 250 to 499 employees	1	X	X	X
	Establishments with 500 to 999 employees	—	X	X	X
	Establishments with 1,000 employees or more	—	X	X	X

See footnotes at end of table.

Table 5. Establishments, Employees, and Payroll by Industry and Employment Size of Establishments by County: 2004—Con.

[Excludes most government employees, railroad employees, and self-employed persons. Size class 1 to 4 employees includes establishments having payroll, but no employees, during mid-March pay period. For meaning of abbreviations and symbols, see introductory text. For explanation of terms, see Appendix A. For statement on reliability, see the note at the end of the table and Appendix C]

NAICS code	Geography, kind of business, and employment size class	Establishments (number)	Paid employees for pay period including March 12 (number)	First-quarter payroll (\$1,000)	Annual payroll (\$1,000)
	MERCER—Con.				
51	Information—Con.				
517	Telecommunications				
	All establishments	72	2 265	34 819	104 855
	Establishments with 1 to 4 employees	35	X	X	X
	Establishments with 5 to 9 employees	16	X	X	X
	Establishments with 10 to 19 employees	4	X	X	X
	Establishments with 20 to 49 employees	5	X	X	X
	Establishments with 50 to 99 employees	6	X	X	X
	Establishments with 100 to 249 employees	5	X	X	X
	Establishments with 250 to 499 employees	—	X	X	X
	Establishments with 500 to 999 employees	1	X	X	X
	Establishments with 1,000 employees or more	—	X	X	X
5171	Wired telecommunications carriers				
	All establishments	45	1 881	30 641	88 297
	Establishments with 1 to 4 employees	26	X	X	X
	Establishments with 5 to 9 employees	4	X	X	X
	Establishments with 10 to 19 employees	3	X	X	X
	Establishments with 20 to 49 employees	2	X	X	X
	Establishments with 50 to 99 employees	5	X	X	X
	Establishments with 100 to 249 employees	4	X	X	X
	Establishments with 250 to 499 employees	—	X	X	X
	Establishments with 500 to 999 employees	1	X	X	X
	Establishments with 1,000 employees or more	—	X	X	X
51711	Wired telecommunications carriers				
	All establishments	45	1 881	30 641	88 297
	Establishments with 1 to 4 employees	26	X	X	X
	Establishments with 5 to 9 employees	4	X	X	X
	Establishments with 10 to 19 employees	3	X	X	X
	Establishments with 20 to 49 employees	2	X	X	X
	Establishments with 50 to 99 employees	5	X	X	X
	Establishments with 100 to 249 employees	4	X	X	X
	Establishments with 250 to 499 employees	—	X	X	X
	Establishments with 500 to 999 employees	1	X	X	X
	Establishments with 1,000 employees or more	—	X	X	X
517110	Wired telecommunications carriers				
	All establishments	45	1 881	30 641	88 297
	Establishments with 1 to 4 employees	26	X	X	X
	Establishments with 5 to 9 employees	4	X	X	X
	Establishments with 10 to 19 employees	3	X	X	X
	Establishments with 20 to 49 employees	2	X	X	X
	Establishments with 50 to 99 employees	5	X	X	X
	Establishments with 100 to 249 employees	4	X	X	X
	Establishments with 250 to 499 employees	—	X	X	X
	Establishments with 500 to 999 employees	1	X	X	X
	Establishments with 1,000 employees or more	—	X	X	X
5172	Wireless telecommunications carriers (except satellite)				
	All establishments	17	c	D	D
	Establishments with 1 to 4 employees	5	X	X	X
	Establishments with 5 to 9 employees	10	X	X	X
	Establishments with 10 to 19 employees	1	X	X	X
	Establishments with 20 to 49 employees	1	X	X	X
	Establishments with 50 to 99 employees	—	X	X	X
	Establishments with 100 to 249 employees	—	X	X	X
	Establishments with 250 to 499 employees	—	X	X	X
	Establishments with 500 to 999 employees	—	X	X	X
	Establishments with 1,000 employees or more	—	X	X	X
51721	Wireless telecommunications carriers (except satellite)				
	All establishments	17	c	D	D
	Establishments with 1 to 4 employees	5	X	X	X
	Establishments with 5 to 9 employees	10	X	X	X
	Establishments with 10 to 19 employees	1	X	X	X
	Establishments with 20 to 49 employees	1	X	X	X
	Establishments with 50 to 99 employees	—	X	X	X
	Establishments with 100 to 249 employees	—	X	X	X
	Establishments with 250 to 499 employees	—	X	X	X
	Establishments with 500 to 999 employees	—	X	X	X
	Establishments with 1,000 employees or more	—	X	X	X
517212	Cellular and other wireless telecommunications				
	All establishments	16	100	1 120	4 533
	Establishments with 1 to 4 employees	5	X	X	X
	Establishments with 5 to 9 employees	9	X	X	X
	Establishments with 10 to 19 employees	1	X	X	X
	Establishments with 20 to 49 employees	1	X	X	X
	Establishments with 50 to 99 employees	—	X	X	X
	Establishments with 100 to 249 employees	—	X	X	X
	Establishments with 250 to 499 employees	—	X	X	X
	Establishments with 500 to 999 employees	—	X	X	X
	Establishments with 1,000 employees or more	—	X	X	X

See footnotes at end of table.

Table 5. Establishments, Employees, and Payroll by Industry and Employment Size of Establishments by County: 2004—Con.

[Excludes most government employees, railroad employees, and self-employed persons. Size class 1 to 4 employees includes establishments having payroll, but no employees, during mid-March pay period. For meaning of abbreviations and symbols, see introductory text. For explanation of terms, see Appendix A. For statement on reliability, see the note at the end of the table and Appendix C]

NAICS code	Geography, kind of business, and employment size class	Establishments (number)	Paid employees for pay period including March 12 (number)	First-quarter payroll (\$1,000)	Annual payroll (\$1,000)
51	MERCER—Con.				
	Information—Con.				
517	Telecommunications—Con.				
5175	Cable and other program distribution				
	All establishments	7	c	D	D
	Establishments with 1 to 4 employees	3	X	X	X
	Establishments with 5 to 9 employees	1	X	X	X
	Establishments with 10 to 19 employees	—	X	X	X
	Establishments with 20 to 49 employees	1	X	X	X
	Establishments with 50 to 99 employees	1	X	X	X
	Establishments with 100 to 249 employees	1	X	X	X
	Establishments with 250 to 499 employees	—	X	X	X
	Establishments with 500 to 999 employees	—	X	X	X
	Establishments with 1,000 employees or more	—	X	X	X
51751	Cable and other program distribution				
	All establishments	7	c	D	D
	Establishments with 1 to 4 employees	3	X	X	X
	Establishments with 5 to 9 employees	1	X	X	X
	Establishments with 10 to 19 employees	—	X	X	X
	Establishments with 20 to 49 employees	1	X	X	X
	Establishments with 50 to 99 employees	1	X	X	X
	Establishments with 100 to 249 employees	1	X	X	X
	Establishments with 250 to 499 employees	—	X	X	X
	Establishments with 500 to 999 employees	—	X	X	X
	Establishments with 1,000 employees or more	—	X	X	X
517510	Cable and other program distribution				
	All establishments	7	c	D	D
	Establishments with 1 to 4 employees	3	X	X	X
	Establishments with 5 to 9 employees	1	X	X	X
	Establishments with 10 to 19 employees	—	X	X	X
	Establishments with 20 to 49 employees	1	X	X	X
	Establishments with 50 to 99 employees	1	X	X	X
	Establishments with 100 to 249 employees	1	X	X	X
	Establishments with 250 to 499 employees	—	X	X	X
	Establishments with 500 to 999 employees	—	X	X	X
	Establishments with 1,000 employees or more	—	X	X	X
518	Internet service providers, web search portals, and data processing services				
	All establishments	25	499	9 246	31 999
	Establishments with 1 to 4 employees	16	X	X	X
	Establishments with 5 to 9 employees	1	X	X	X
	Establishments with 10 to 19 employees	5	X	X	X
	Establishments with 20 to 49 employees	1	X	X	X
	Establishments with 50 to 99 employees	—	X	X	X
	Establishments with 100 to 249 employees	2	X	X	X
	Establishments with 250 to 499 employees	—	X	X	X
	Establishments with 500 to 999 employees	—	X	X	X
	Establishments with 1,000 employees or more	—	X	X	X
5181	Internet service providers and web search portals				
	All establishments	7	c	D	D
	Establishments with 1 to 4 employees	5	X	X	X
	Establishments with 5 to 9 employees	—	X	X	X
	Establishments with 10 to 19 employees	1	X	X	X
	Establishments with 20 to 49 employees	—	X	X	X
	Establishments with 50 to 99 employees	—	X	X	X
	Establishments with 100 to 249 employees	1	X	X	X
	Establishments with 250 to 499 employees	—	X	X	X
	Establishments with 500 to 999 employees	—	X	X	X
	Establishments with 1,000 employees or more	—	X	X	X
51811	Internet service providers and web search portals				
	All establishments	7	c	D	D
	Establishments with 1 to 4 employees	5	X	X	X
	Establishments with 5 to 9 employees	—	X	X	X
	Establishments with 10 to 19 employees	1	X	X	X
	Establishments with 20 to 49 employees	—	X	X	X
	Establishments with 50 to 99 employees	—	X	X	X
	Establishments with 100 to 249 employees	1	X	X	X
	Establishments with 250 to 499 employees	—	X	X	X
	Establishments with 500 to 999 employees	—	X	X	X
	Establishments with 1,000 employees or more	—	X	X	X
518111	Internet service providers				
	All establishments	6	c	D	D
	Establishments with 1 to 4 employees	4	X	X	X
	Establishments with 5 to 9 employees	—	X	X	X
	Establishments with 10 to 19 employees	1	X	X	X
	Establishments with 20 to 49 employees	—	X	X	X
	Establishments with 50 to 99 employees	—	X	X	X
	Establishments with 100 to 249 employees	1	X	X	X
	Establishments with 250 to 499 employees	—	X	X	X
	Establishments with 500 to 999 employees	—	X	X	X
	Establishments with 1,000 employees or more	—	X	X	X

See footnotes at end of table.

Table 5. Establishments, Employees, and Payroll by Industry and Employment Size of Establishments by County: 2004—Con.

[Excludes most government employees, railroad employees, and self-employed persons. Size class 1 to 4 employees includes establishments having payroll, but no employees, during mid-March pay period. For meaning of abbreviations and symbols, see introductory text. For explanation of terms, see Appendix A. For statement on reliability, see the note at the end of the table and Appendix C]

NAICS code	Geography, kind of business, and employment size class	Establishments (number)	Paid employees for pay period including March 12 (number)	First-quarter payroll (\$1,000)	Annual payroll (\$1,000)
51	MERCER—Con.				
	Information—Con.				
518	Internet service providers, web search portals, and data processing services—Con.				
5182	Data processing, hosting, and related services				
	All establishments	18	e	D	D
	Establishments with 1 to 4 employees	11	X	X	X
	Establishments with 5 to 9 employees	1	X	X	X
	Establishments with 10 to 19 employees	4	X	X	X
	Establishments with 20 to 49 employees	1	X	X	X
	Establishments with 50 to 99 employees	—	X	X	X
	Establishments with 100 to 249 employees	1	X	X	X
	Establishments with 250 to 499 employees	—	X	X	X
	Establishments with 500 to 999 employees	—	X	X	X
	Establishments with 1,000 employees or more	—	X	X	X
51821	Data processing, hosting, and related services				
	All establishments	18	e	D	D
	Establishments with 1 to 4 employees	11	X	X	X
	Establishments with 5 to 9 employees	1	X	X	X
	Establishments with 10 to 19 employees	4	X	X	X
	Establishments with 20 to 49 employees	1	X	X	X
	Establishments with 50 to 99 employees	—	X	X	X
	Establishments with 100 to 249 employees	1	X	X	X
	Establishments with 250 to 499 employees	—	X	X	X
	Establishments with 500 to 999 employees	—	X	X	X
	Establishments with 1,000 employees or more	—	X	X	X
518210	Data processing, hosting, and related services				
	All establishments	18	e	D	D
	Establishments with 1 to 4 employees	11	X	X	X
	Establishments with 5 to 9 employees	1	X	X	X
	Establishments with 10 to 19 employees	4	X	X	X
	Establishments with 20 to 49 employees	1	X	X	X
	Establishments with 50 to 99 employees	—	X	X	X
	Establishments with 100 to 249 employees	1	X	X	X
	Establishments with 250 to 499 employees	—	X	X	X
	Establishments with 500 to 999 employees	—	X	X	X
	Establishments with 1,000 employees or more	—	X	X	X
519	Other information services				
	All establishments	5	c	D	D
	Establishments with 1 to 4 employees	2	X	X	X
	Establishments with 5 to 9 employees	1	X	X	X
	Establishments with 10 to 19 employees	1	X	X	X
	Establishments with 20 to 49 employees	—	X	X	X
	Establishments with 50 to 99 employees	—	X	X	X
	Establishments with 100 to 249 employees	1	X	X	X
	Establishments with 250 to 499 employees	—	X	X	X
	Establishments with 500 to 999 employees	—	X	X	X
	Establishments with 1,000 employees or more	—	X	X	X
5191	Other information services				
	All establishments	5	c	D	D
	Establishments with 1 to 4 employees	2	X	X	X
	Establishments with 5 to 9 employees	1	X	X	X
	Establishments with 10 to 19 employees	1	X	X	X
	Establishments with 20 to 49 employees	—	X	X	X
	Establishments with 50 to 99 employees	—	X	X	X
	Establishments with 100 to 249 employees	1	X	X	X
	Establishments with 250 to 499 employees	—	X	X	X
	Establishments with 500 to 999 employees	—	X	X	X
	Establishments with 1,000 employees or more	—	X	X	X
51911	News syndicates				
	All establishments	3	c	D	D
	Establishments with 1 to 4 employees	1	X	X	X
	Establishments with 5 to 9 employees	—	X	X	X
	Establishments with 10 to 19 employees	1	X	X	X
	Establishments with 20 to 49 employees	—	X	X	X
	Establishments with 50 to 99 employees	—	X	X	X
	Establishments with 100 to 249 employees	1	X	X	X
	Establishments with 250 to 499 employees	—	X	X	X
	Establishments with 500 to 999 employees	—	X	X	X
	Establishments with 1,000 employees or more	—	X	X	X
519110	News syndicates				
	All establishments	3	c	D	D
	Establishments with 1 to 4 employees	1	X	X	X
	Establishments with 5 to 9 employees	—	X	X	X
	Establishments with 10 to 19 employees	1	X	X	X
	Establishments with 20 to 49 employees	—	X	X	X
	Establishments with 50 to 99 employees	—	X	X	X
	Establishments with 100 to 249 employees	1	X	X	X
	Establishments with 250 to 499 employees	—	X	X	X
	Establishments with 500 to 999 employees	—	X	X	X
	Establishments with 1,000 employees or more	—	X	X	X

See footnotes at end of table.

Table 5. Establishments, Employees, and Payroll by Industry and Employment Size of Establishments by County: 2004—Con.

[Excludes most government employees, railroad employees, and self-employed persons. Size class 1 to 4 employees includes establishments having payroll, but no employees, during mid-March pay period. For meaning of abbreviations and symbols, see introductory text. For explanation of terms, see Appendix A. For statement on reliability, see the note at the end of the table and Appendix C]

NAICS code	Geography, kind of business, and employment size class	Establishments (number)	Paid employees for pay period including March 12 (number)	First-quarter payroll (\$1,000)	Annual payroll (\$1,000)
	MERCER—Con.				
52	Finance and insurance				
	All establishments	637	12 168	264 175	935 705
	Establishments with 1 to 4 employees	337	X	X	X
	Establishments with 5 to 9 employees	123	X	X	X
	Establishments with 10 to 19 employees	89	X	X	X
	Establishments with 20 to 49 employees	54	X	X	X
	Establishments with 50 to 99 employees	15	X	X	X
	Establishments with 100 to 249 employees	12	X	X	X
	Establishments with 250 to 499 employees	4	X	X	X
	Establishments with 500 to 999 employees	1	X	X	X
	Establishments with 1,000 employees or more	2	X	X	X
522	Credit intermediation and related activities				
	All establishments	228	3 938	60 005	221 844
	Establishments with 1 to 4 employees	76	X	X	X
	Establishments with 5 to 9 employees	71	X	X	X
	Establishments with 10 to 19 employees	44	X	X	X
	Establishments with 20 to 49 employees	25	X	X	X
	Establishments with 50 to 99 employees	7	X	X	X
	Establishments with 100 to 249 employees	2	X	X	X
	Establishments with 250 to 499 employees	2	X	X	X
	Establishments with 500 to 999 employees	1	X	X	X
	Establishments with 1,000 employees or more	—	X	X	X
5221	Depository credit intermediation				
	All establishments	167	3 101	48 996	181 646
	Establishments with 1 to 4 employees	48	X	X	X
	Establishments with 5 to 9 employees	55	X	X	X
	Establishments with 10 to 19 employees	34	X	X	X
	Establishments with 20 to 49 employees	20	X	X	X
	Establishments with 50 to 99 employees	6	X	X	X
	Establishments with 100 to 249 employees	2	X	X	X
	Establishments with 250 to 499 employees	1	X	X	X
	Establishments with 500 to 999 employees	1	X	X	X
	Establishments with 1,000 employees or more	—	X	X	X
52211	Commercial banking				
	All establishments	109	1 595	26 744	96 782
	Establishments with 1 to 4 employees	28	X	X	X
	Establishments with 5 to 9 employees	37	X	X	X
	Establishments with 10 to 19 employees	20	X	X	X
	Establishments with 20 to 49 employees	19	X	X	X
	Establishments with 50 to 99 employees	3	X	X	X
	Establishments with 100 to 249 employees	2	X	X	X
	Establishments with 250 to 499 employees	—	X	X	X
	Establishments with 500 to 999 employees	—	X	X	X
	Establishments with 1,000 employees or more	—	X	X	X
522110	Commercial banking				
	All establishments	109	1 595	26 744	96 782
	Establishments with 1 to 4 employees	28	X	X	X
	Establishments with 5 to 9 employees	37	X	X	X
	Establishments with 10 to 19 employees	20	X	X	X
	Establishments with 20 to 49 employees	19	X	X	X
	Establishments with 50 to 99 employees	3	X	X	X
	Establishments with 100 to 249 employees	2	X	X	X
	Establishments with 250 to 499 employees	—	X	X	X
	Establishments with 500 to 999 employees	—	X	X	X
	Establishments with 1,000 employees or more	—	X	X	X
52212	Savings institutions				
	All establishments	36	693	7 854	31 728
	Establishments with 1 to 4 employees	9	X	X	X
	Establishments with 5 to 9 employees	15	X	X	X
	Establishments with 10 to 19 employees	8	X	X	X
	Establishments with 20 to 49 employees	1	X	X	X
	Establishments with 50 to 99 employees	2	X	X	X
	Establishments with 100 to 249 employees	—	X	X	X
	Establishments with 250 to 499 employees	1	X	X	X
	Establishments with 500 to 999 employees	—	X	X	X
	Establishments with 1,000 employees or more	—	X	X	X
522120	Savings institutions				
	All establishments	36	693	7 854	31 728
	Establishments with 1 to 4 employees	9	X	X	X
	Establishments with 5 to 9 employees	15	X	X	X
	Establishments with 10 to 19 employees	8	X	X	X
	Establishments with 20 to 49 employees	1	X	X	X
	Establishments with 50 to 99 employees	2	X	X	X
	Establishments with 100 to 249 employees	—	X	X	X
	Establishments with 250 to 499 employees	1	X	X	X
	Establishments with 500 to 999 employees	—	X	X	X
	Establishments with 1,000 employees or more	—	X	X	X

See footnotes at end of table.

Table 5. Establishments, Employees, and Payroll by Industry and Employment Size of Establishments by County: 2004—Con.

[Excludes most government employees, railroad employees, and self-employed persons. Size class 1 to 4 employees includes establishments having payroll, but no employees, during mid-March pay period. For meaning of abbreviations and symbols, see introductory text. For explanation of terms, see Appendix A. For statement on reliability, see the note at the end of the table and Appendix C]

NAICS code	Geography, kind of business, and employment size class	Establishments (number)	Paid employees for pay period including March 12 (number)	First-quarter payroll (\$1,000)	Annual payroll (\$1,000)
52	MERCER—Con.				
	Finance and insurance—Con.				
522	Credit intermediation and related activities—Con.				
5221	Depository credit intermediation—Con.				
52213	Credit unions				
	All establishments	22	813	14 398	53 136
	Establishments with 1 to 4 employees	11	X	X	X
	Establishments with 5 to 9 employees	3	X	X	X
	Establishments with 10 to 19 employees	6	X	X	X
	Establishments with 20 to 49 employees	—	X	X	X
	Establishments with 50 to 99 employees	1	X	X	X
	Establishments with 100 to 249 employees	—	X	X	X
	Establishments with 250 to 499 employees	—	X	X	X
	Establishments with 500 to 999 employees	1	X	X	X
	Establishments with 1,000 employees or more	—	X	X	X
522130	Credit unions				
	All establishments	22	813	14 398	53 136
	Establishments with 1 to 4 employees	11	X	X	X
	Establishments with 5 to 9 employees	3	X	X	X
	Establishments with 10 to 19 employees	6	X	X	X
	Establishments with 20 to 49 employees	—	X	X	X
	Establishments with 50 to 99 employees	1	X	X	X
	Establishments with 100 to 249 employees	—	X	X	X
	Establishments with 250 to 499 employees	—	X	X	X
	Establishments with 500 to 999 employees	1	X	X	X
	Establishments with 1,000 employees or more	—	X	X	X
5222	Nondepository credit intermediation				
	All establishments	46	747	9 277	33 930
	Establishments with 1 to 4 employees	19	X	X	X
	Establishments with 5 to 9 employees	14	X	X	X
	Establishments with 10 to 19 employees	6	X	X	X
	Establishments with 20 to 49 employees	5	X	X	X
	Establishments with 50 to 99 employees	1	X	X	X
	Establishments with 100 to 249 employees	—	X	X	X
	Establishments with 250 to 499 employees	1	X	X	X
	Establishments with 500 to 999 employees	—	X	X	X
	Establishments with 1,000 employees or more	—	X	X	X
52222	Sales financing				
	All establishments	13	487	5 352	17 363
	Establishments with 1 to 4 employees	3	X	X	X
	Establishments with 5 to 9 employees	3	X	X	X
	Establishments with 10 to 19 employees	3	X	X	X
	Establishments with 20 to 49 employees	3	X	X	X
	Establishments with 50 to 99 employees	—	X	X	X
	Establishments with 100 to 249 employees	—	X	X	X
	Establishments with 250 to 499 employees	1	X	X	X
	Establishments with 500 to 999 employees	—	X	X	X
	Establishments with 1,000 employees or more	—	X	X	X
522220	Sales financing				
	All establishments	13	487	5 352	17 363
	Establishments with 1 to 4 employees	3	X	X	X
	Establishments with 5 to 9 employees	3	X	X	X
	Establishments with 10 to 19 employees	3	X	X	X
	Establishments with 20 to 49 employees	3	X	X	X
	Establishments with 50 to 99 employees	—	X	X	X
	Establishments with 100 to 249 employees	—	X	X	X
	Establishments with 250 to 499 employees	1	X	X	X
	Establishments with 500 to 999 employees	—	X	X	X
	Establishments with 1,000 employees or more	—	X	X	X
52229	Other nondepository credit intermediation				
	All establishments	33	260	3 925	16 567
	Establishments with 1 to 4 employees	16	X	X	X
	Establishments with 5 to 9 employees	11	X	X	X
	Establishments with 10 to 19 employees	3	X	X	X
	Establishments with 20 to 49 employees	2	X	X	X
	Establishments with 50 to 99 employees	1	X	X	X
	Establishments with 100 to 249 employees	—	X	X	X
	Establishments with 250 to 499 employees	—	X	X	X
	Establishments with 500 to 999 employees	—	X	X	X
	Establishments with 1,000 employees or more	—	X	X	X
522292	Real estate credit				
	All establishments	21	185	3 033	13 126
	Establishments with 1 to 4 employees	11	X	X	X
	Establishments with 5 to 9 employees	6	X	X	X
	Establishments with 10 to 19 employees	2	X	X	X
	Establishments with 20 to 49 employees	1	X	X	X
	Establishments with 50 to 99 employees	1	X	X	X
	Establishments with 100 to 249 employees	—	X	X	X
	Establishments with 250 to 499 employees	—	X	X	X
	Establishments with 500 to 999 employees	—	X	X	X
	Establishments with 1,000 employees or more	—	X	X	X

See footnotes at end of table.

Table 5. Establishments, Employees, and Payroll by Industry and Employment Size of Establishments by County: 2004—Con.

[Excludes most government employees, railroad employees, and self-employed persons. Size class 1 to 4 employees includes establishments having payroll, but no employees, during mid-March pay period. For meaning of abbreviations and symbols, see introductory text. For explanation of terms, see Appendix A. For statement on reliability, see the note at the end of the table and Appendix C]

NAICS code	Geography, kind of business, and employment size class	Establishments (number)	Paid employees for pay period including March 12 (number)	First-quarter payroll (\$1,000)	Annual payroll (\$1,000)
52	MERCER—Con.				
	Finance and insurance—Con.				
523	Securities, commodity contracts, other financial investments, and related activities				
	All establishments	208	g	D	D
	Establishments with 1 to 4 employees	147	X	X	X
	Establishments with 5 to 9 employees	24	X	X	X
	Establishments with 10 to 19 employees	17	X	X	X
	Establishments with 20 to 49 employees	11	X	X	X
	Establishments with 50 to 99 employees	3	X	X	X
	Establishments with 100 to 249 employees	5	X	X	X
	Establishments with 250 to 499 employees	1	X	X	X
	Establishments with 500 to 999 employees	—	X	X	X
	Establishments with 1,000 employees or more	—	X	X	X
5231	Securities and commodity contracts intermediation and brokerage				
	All establishments	90	1 565	58 162	176 686
	Establishments with 1 to 4 employees	61	X	X	X
	Establishments with 5 to 9 employees	8	X	X	X
	Establishments with 10 to 19 employees	7	X	X	X
	Establishments with 20 to 49 employees	7	X	X	X
	Establishments with 50 to 99 employees	2	X	X	X
	Establishments with 100 to 249 employees	4	X	X	X
	Establishments with 250 to 499 employees	1	X	X	X
	Establishments with 500 to 999 employees	—	X	X	X
	Establishments with 1,000 employees or more	—	X	X	X
52312	Securities brokerage				
	All establishments	56	1 463	55 355	155 015
	Establishments with 1 to 4 employees	33	X	X	X
	Establishments with 5 to 9 employees	6	X	X	X
	Establishments with 10 to 19 employees	5	X	X	X
	Establishments with 20 to 49 employees	5	X	X	X
	Establishments with 50 to 99 employees	2	X	X	X
	Establishments with 100 to 249 employees	4	X	X	X
	Establishments with 250 to 499 employees	1	X	X	X
	Establishments with 500 to 999 employees	—	X	X	X
	Establishments with 1,000 employees or more	—	X	X	X
523120	Securities brokerage				
	All establishments	56	1 463	55 355	155 015
	Establishments with 1 to 4 employees	33	X	X	X
	Establishments with 5 to 9 employees	6	X	X	X
	Establishments with 10 to 19 employees	5	X	X	X
	Establishments with 20 to 49 employees	5	X	X	X
	Establishments with 50 to 99 employees	2	X	X	X
	Establishments with 100 to 249 employees	4	X	X	X
	Establishments with 250 to 499 employees	1	X	X	X
	Establishments with 500 to 999 employees	—	X	X	X
	Establishments with 1,000 employees or more	—	X	X	X
5239	Other financial investment activities				
	All establishments	118	f	D	D
	Establishments with 1 to 4 employees	86	X	X	X
	Establishments with 5 to 9 employees	16	X	X	X
	Establishments with 10 to 19 employees	10	X	X	X
	Establishments with 20 to 49 employees	4	X	X	X
	Establishments with 50 to 99 employees	1	X	X	X
	Establishments with 100 to 249 employees	1	X	X	X
	Establishments with 250 to 499 employees	—	X	X	X
	Establishments with 500 to 999 employees	—	X	X	X
	Establishments with 1,000 employees or more	—	X	X	X
52392	Portfolio management				
	All establishments	47	366	19 837	90 331
	Establishments with 1 to 4 employees	31	X	X	X
	Establishments with 5 to 9 employees	8	X	X	X
	Establishments with 10 to 19 employees	5	X	X	X
	Establishments with 20 to 49 employees	2	X	X	X
	Establishments with 50 to 99 employees	—	X	X	X
	Establishments with 100 to 249 employees	1	X	X	X
	Establishments with 250 to 499 employees	—	X	X	X
	Establishments with 500 to 999 employees	—	X	X	X
	Establishments with 1,000 employees or more	—	X	X	X
523920	Portfolio management				
	All establishments	47	366	19 837	90 331
	Establishments with 1 to 4 employees	31	X	X	X
	Establishments with 5 to 9 employees	8	X	X	X
	Establishments with 10 to 19 employees	5	X	X	X
	Establishments with 20 to 49 employees	2	X	X	X
	Establishments with 50 to 99 employees	—	X	X	X
	Establishments with 100 to 249 employees	1	X	X	X
	Establishments with 250 to 499 employees	—	X	X	X
	Establishments with 500 to 999 employees	—	X	X	X
	Establishments with 1,000 employees or more	—	X	X	X

See footnotes at end of table.

Table 5. Establishments, Employees, and Payroll by Industry and Employment Size of Establishments by County: 2004—Con.

[Excludes most government employees, railroad employees, and self-employed persons. Size class 1 to 4 employees includes establishments having payroll, but no employees, during mid-March pay period. For meaning of abbreviations and symbols, see introductory text. For explanation of terms, see Appendix A. For statement on reliability, see the note at the end of the table and Appendix C]

NAICS code	Geography, kind of business, and employment size class	Establishments (number)	Paid employees for pay period including March 12 (number)	First-quarter payroll (\$1,000)	Annual payroll (\$1,000)
52	MERCER—Con.				
	Finance and insurance—Con.				
523	Securities, commodity contracts, other financial investments, and related activities—Con.				
5239	Other financial investment activities—Con.				
52393	Investment advice				
	All establishments	45	195	4 585	18 326
	Establishments with 1 to 4 employees	38	X	X	X
	Establishments with 5 to 9 employees	3	X	X	X
	Establishments with 10 to 19 employees	2	X	X	X
	Establishments with 20 to 49 employees	1	X	X	X
	Establishments with 50 to 99 employees	1	X	X	X
	Establishments with 100 to 249 employees	—	X	X	X
	Establishments with 250 to 499 employees	—	X	X	X
	Establishments with 500 to 999 employees	—	X	X	X
	Establishments with 1,000 employees or more	—	X	X	X
523930	Investment advice				
	All establishments	45	195	4 585	18 326
	Establishments with 1 to 4 employees	38	X	X	X
	Establishments with 5 to 9 employees	3	X	X	X
	Establishments with 10 to 19 employees	2	X	X	X
	Establishments with 20 to 49 employees	1	X	X	X
	Establishments with 50 to 99 employees	1	X	X	X
	Establishments with 100 to 249 employees	—	X	X	X
	Establishments with 250 to 499 employees	—	X	X	X
	Establishments with 500 to 999 employees	—	X	X	X
	Establishments with 1,000 employees or more	—	X	X	X
524	Insurance carriers and related activities				
	All establishments	200	5 972	117 443	411 962
	Establishments with 1 to 4 employees	113	X	X	X
	Establishments with 5 to 9 employees	28	X	X	X
	Establishments with 10 to 19 employees	28	X	X	X
	Establishments with 20 to 49 employees	18	X	X	X
	Establishments with 50 to 99 employees	5	X	X	X
	Establishments with 100 to 249 employees	5	X	X	X
	Establishments with 250 to 499 employees	1	X	X	X
	Establishments with 500 to 999 employees	—	X	X	X
	Establishments with 1,000 employees or more	2	X	X	X
5241	Insurance carriers				
	All establishments	63	4 894	101 556	343 567
	Establishments with 1 to 4 employees	25	X	X	X
	Establishments with 5 to 9 employees	7	X	X	X
	Establishments with 10 to 19 employees	7	X	X	X
	Establishments with 20 to 49 employees	13	X	X	X
	Establishments with 50 to 99 employees	4	X	X	X
	Establishments with 100 to 249 employees	5	X	X	X
	Establishments with 250 to 499 employees	—	X	X	X
	Establishments with 500 to 999 employees	—	X	X	X
	Establishments with 1,000 employees or more	2	X	X	X
52411	Direct life, health, and medical insurance carriers				
	All establishments	30	f	D	D
	Establishments with 1 to 4 employees	13	X	X	X
	Establishments with 5 to 9 employees	4	X	X	X
	Establishments with 10 to 19 employees	5	X	X	X
	Establishments with 20 to 49 employees	5	X	X	X
	Establishments with 50 to 99 employees	2	X	X	X
	Establishments with 100 to 249 employees	1	X	X	X
	Establishments with 250 to 499 employees	—	X	X	X
	Establishments with 500 to 999 employees	—	X	X	X
	Establishments with 1,000 employees or more	—	X	X	X
524113	Direct life insurance carriers				
	All establishments	24	e	D	D
	Establishments with 1 to 4 employees	10	X	X	X
	Establishments with 5 to 9 employees	3	X	X	X
	Establishments with 10 to 19 employees	4	X	X	X
	Establishments with 20 to 49 employees	4	X	X	X
	Establishments with 50 to 99 employees	2	X	X	X
	Establishments with 100 to 249 employees	1	X	X	X
	Establishments with 250 to 499 employees	—	X	X	X
	Establishments with 500 to 999 employees	—	X	X	X
	Establishments with 1,000 employees or more	—	X	X	X
52412	Direct insurance (except life, health, and medical) carriers				
	All establishments	30	3 245	43 873	171 736
	Establishments with 1 to 4 employees	10	X	X	X
	Establishments with 5 to 9 employees	3	X	X	X
	Establishments with 10 to 19 employees	2	X	X	X
	Establishments with 20 to 49 employees	8	X	X	X
	Establishments with 50 to 99 employees	2	X	X	X
	Establishments with 100 to 249 employees	4	X	X	X
	Establishments with 250 to 499 employees	—	X	X	X
	Establishments with 500 to 999 employees	—	X	X	X
	Establishments with 1,000 employees or more	1	X	X	X

See footnotes at end of table.

Table 5. Establishments, Employees, and Payroll by Industry and Employment Size of Establishments by County: 2004—Con.

[Excludes most government employees, railroad employees, and self-employed persons. Size class 1 to 4 employees includes establishments having payroll, but no employees, during mid-March pay period. For meaning of abbreviations and symbols, see introductory text. For explanation of terms, see Appendix A. For statement on reliability, see the note at the end of the table and Appendix C]

NAICS code	Geography, kind of business, and employment size class	Establishments (number)	Paid employees for pay period including March 12 (number)	First-quarter payroll (\$1,000)	Annual payroll (\$1,000)
52	MERCER—Con.				
	Finance and insurance—Con.				
524	Insurance carriers and related activities—Con.				
5241	Insurance carriers—Con.				
52412	Direct insurance (except life, health, and medical) carriers—Con.				
524126	Direct property and casualty insurance carriers				
	All establishments	27	3 225	42 885	169 970
	Establishments with 1 to 4 employees	9	X	X	X
	Establishments with 5 to 9 employees	1	X	X	X
	Establishments with 10 to 19 employees	2	X	X	X
	Establishments with 20 to 49 employees	8	X	X	X
	Establishments with 50 to 99 employees	2	X	X	X
	Establishments with 100 to 249 employees	4	X	X	X
	Establishments with 250 to 499 employees	—	X	X	X
	Establishments with 500 to 999 employees	—	X	X	X
	Establishments with 1,000 employees or more	1	X	X	X
52413	Reinsurance carriers				
	All establishments	3	g	D	D
	Establishments with 1 to 4 employees	2	X	X	X
	Establishments with 5 to 9 employees	—	X	X	X
	Establishments with 10 to 19 employees	—	X	X	X
	Establishments with 20 to 49 employees	—	X	X	X
	Establishments with 50 to 99 employees	—	X	X	X
	Establishments with 100 to 249 employees	—	X	X	X
	Establishments with 250 to 499 employees	—	X	X	X
	Establishments with 500 to 999 employees	—	X	X	X
	Establishments with 1,000 employees or more	1	X	X	X
524130	Reinsurance carriers				
	All establishments	3	g	D	D
	Establishments with 1 to 4 employees	2	X	X	X
	Establishments with 5 to 9 employees	—	X	X	X
	Establishments with 10 to 19 employees	—	X	X	X
	Establishments with 20 to 49 employees	—	X	X	X
	Establishments with 50 to 99 employees	—	X	X	X
	Establishments with 100 to 249 employees	—	X	X	X
	Establishments with 250 to 499 employees	—	X	X	X
	Establishments with 500 to 999 employees	—	X	X	X
	Establishments with 1,000 employees or more	1	X	X	X
5242	Agencies, brokerages, and other insurance related activities				
	All establishments	137	1 078	15 887	68 395
	Establishments with 1 to 4 employees	88	X	X	X
	Establishments with 5 to 9 employees	21	X	X	X
	Establishments with 10 to 19 employees	21	X	X	X
	Establishments with 20 to 49 employees	5	X	X	X
	Establishments with 50 to 99 employees	1	X	X	X
	Establishments with 100 to 249 employees	—	X	X	X
	Establishments with 250 to 499 employees	1	X	X	X
	Establishments with 500 to 999 employees	—	X	X	X
	Establishments with 1,000 employees or more	—	X	X	X
52421	Insurance agencies and brokerages				
	All establishments	115	602	9 551	43 533
	Establishments with 1 to 4 employees	78	X	X	X
	Establishments with 5 to 9 employees	17	X	X	X
	Establishments with 10 to 19 employees	16	X	X	X
	Establishments with 20 to 49 employees	4	X	X	X
	Establishments with 50 to 99 employees	—	X	X	X
	Establishments with 100 to 249 employees	—	X	X	X
	Establishments with 250 to 499 employees	—	X	X	X
	Establishments with 500 to 999 employees	—	X	X	X
	Establishments with 1,000 employees or more	—	X	X	X
524210	Insurance agencies and brokerages				
	All establishments	115	602	9 551	43 533
	Establishments with 1 to 4 employees	78	X	X	X
	Establishments with 5 to 9 employees	17	X	X	X
	Establishments with 10 to 19 employees	16	X	X	X
	Establishments with 20 to 49 employees	4	X	X	X
	Establishments with 50 to 99 employees	—	X	X	X
	Establishments with 100 to 249 employees	—	X	X	X
	Establishments with 250 to 499 employees	—	X	X	X
	Establishments with 500 to 999 employees	—	X	X	X
	Establishments with 1,000 employees or more	—	X	X	X
52429	Other insurance related activities				
	All establishments	22	476	6 336	24 862
	Establishments with 1 to 4 employees	10	X	X	X
	Establishments with 5 to 9 employees	4	X	X	X
	Establishments with 10 to 19 employees	5	X	X	X
	Establishments with 20 to 49 employees	1	X	X	X
	Establishments with 50 to 99 employees	1	X	X	X
	Establishments with 100 to 249 employees	—	X	X	X
	Establishments with 250 to 499 employees	1	X	X	X
	Establishments with 500 to 999 employees	—	X	X	X
	Establishments with 1,000 employees or more	—	X	X	X

See footnotes at end of table.

Table 5. Establishments, Employees, and Payroll by Industry and Employment Size of Establishments by County: 2004—Con.

[Excludes most government employees, railroad employees, and self-employed persons. Size class 1 to 4 employees includes establishments having payroll, but no employees, during mid-March pay period. For meaning of abbreviations and symbols, see introductory text. For explanation of terms, see Appendix A. For statement on reliability, see the note at the end of the table and Appendix C]

NAICS code	Geography, kind of business, and employment size class	Establishments (number)	Paid employees for pay period including March 12 (number)	First-quarter payroll (\$1,000)	Annual payroll (\$1,000)
	MERCER—Con.				
52	Finance and insurance—Con.				
524	Insurance carriers and related activities—Con.				
5242	Agencies, brokerages, and other insurance related activities—Con.				
52429	Other insurance related activities—Con.				
524292	Third party administration of insurance and pension funds/plans				
	All establishments	9	427	5 481	21 328
	Establishments with 1 to 4 employees	1	X	X	X
	Establishments with 5 to 9 employees	2	X	X	X
	Establishments with 10 to 19 employees	3	X	X	X
	Establishments with 20 to 49 employees	1	X	X	X
	Establishments with 50 to 99 employees	1	X	X	X
	Establishments with 100 to 249 employees	—	X	X	X
	Establishments with 250 to 499 employees	1	X	X	X
	Establishments with 500 to 999 employees	—	X	X	X
	Establishments with 1,000 employees or more	—	X	X	X
53	Real estate and rental and leasing				
	All establishments	326	1 982	15 402	67 401
	Establishments with 1 to 4 employees	208	X	X	X
	Establishments with 5 to 9 employees	65	X	X	X
	Establishments with 10 to 19 employees	35	X	X	X
	Establishments with 20 to 49 employees	13	X	X	X
	Establishments with 50 to 99 employees	5	X	X	X
	Establishments with 100 to 249 employees	—	X	X	X
	Establishments with 250 to 499 employees	—	X	X	X
	Establishments with 500 to 999 employees	—	X	X	X
	Establishments with 1,000 employees or more	—	X	X	X
531	Real estate				
	All establishments	262	1 611	13 636	60 024
	Establishments with 1 to 4 employees	176	X	X	X
	Establishments with 5 to 9 employees	44	X	X	X
	Establishments with 10 to 19 employees	25	X	X	X
	Establishments with 20 to 49 employees	12	X	X	X
	Establishments with 50 to 99 employees	5	X	X	X
	Establishments with 100 to 249 employees	—	X	X	X
	Establishments with 250 to 499 employees	—	X	X	X
	Establishments with 500 to 999 employees	—	X	X	X
	Establishments with 1,000 employees or more	—	X	X	X
5311	Lessors of real estate				
	All establishments	109	761	4 442	18 233
	Establishments with 1 to 4 employees	66	X	X	X
	Establishments with 5 to 9 employees	25	X	X	X
	Establishments with 10 to 19 employees	12	X	X	X
	Establishments with 20 to 49 employees	3	X	X	X
	Establishments with 50 to 99 employees	3	X	X	X
	Establishments with 100 to 249 employees	—	X	X	X
	Establishments with 250 to 499 employees	—	X	X	X
	Establishments with 500 to 999 employees	—	X	X	X
	Establishments with 1,000 employees or more	—	X	X	X
53111	Lessors of residential buildings and dwellings				
	All establishments	60	516	2 631	10 579
	Establishments with 1 to 4 employees	33	X	X	X
	Establishments with 5 to 9 employees	13	X	X	X
	Establishments with 10 to 19 employees	9	X	X	X
	Establishments with 20 to 49 employees	3	X	X	X
	Establishments with 50 to 99 employees	2	X	X	X
	Establishments with 100 to 249 employees	—	X	X	X
	Establishments with 250 to 499 employees	—	X	X	X
	Establishments with 500 to 999 employees	—	X	X	X
	Establishments with 1,000 employees or more	—	X	X	X
531110	Lessors of residential buildings and dwellings				
	All establishments	60	516	2 631	10 579
	Establishments with 1 to 4 employees	33	X	X	X
	Establishments with 5 to 9 employees	13	X	X	X
	Establishments with 10 to 19 employees	9	X	X	X
	Establishments with 20 to 49 employees	3	X	X	X
	Establishments with 50 to 99 employees	2	X	X	X
	Establishments with 100 to 249 employees	—	X	X	X
	Establishments with 250 to 499 employees	—	X	X	X
	Establishments with 500 to 999 employees	—	X	X	X
	Establishments with 1,000 employees or more	—	X	X	X
53112	Lessors of nonresidential buildings (except miniwarehouses)				
	All establishments	38	219	1 593	6 629
	Establishments with 1 to 4 employees	23	X	X	X
	Establishments with 5 to 9 employees	11	X	X	X
	Establishments with 10 to 19 employees	3	X	X	X
	Establishments with 20 to 49 employees	—	X	X	X
	Establishments with 50 to 99 employees	1	X	X	X
	Establishments with 100 to 249 employees	—	X	X	X
	Establishments with 250 to 499 employees	—	X	X	X
	Establishments with 500 to 999 employees	—	X	X	X
	Establishments with 1,000 employees or more	—	X	X	X

See footnotes at end of table.

Table 5. Establishments, Employees, and Payroll by Industry and Employment Size of Establishments by County: 2004—Con.

[Excludes most government employees, railroad employees, and self-employed persons. Size class 1 to 4 employees includes establishments having payroll, but no employees, during mid-March pay period. For meaning of abbreviations and symbols, see introductory text. For explanation of terms, see Appendix A. For statement on reliability, see the note at the end of the table and Appendix C]

NAICS code	Geography, kind of business, and employment size class	Establishments (number)	Paid employees for pay period including March 12 (number)	First-quarter payroll (\$1,000)	Annual payroll (\$1,000)
MERCER—Con.					
53	Real estate and rental and leasing—Con.				
531	Real estate—Con.				
5311	Lessors of real estate—Con.				
53112	Lessors of nonresidential buildings (except miniwarehouses)—Con.				
531120	Lessors of nonresidential buildings (except miniwarehouses)				
	All establishments	38	219	1 593	6 629
	Establishments with 1 to 4 employees	23	X	X	X
	Establishments with 5 to 9 employees	11	X	X	X
	Establishments with 10 to 19 employees	3	X	X	X
	Establishments with 20 to 49 employees	—	X	X	X
	Establishments with 50 to 99 employees	1	X	X	X
	Establishments with 100 to 249 employees	—	X	X	X
	Establishments with 250 to 499 employees	—	X	X	X
	Establishments with 500 to 999 employees	—	X	X	X
	Establishments with 1,000 employees or more	—	X	X	X
5312	Offices of real estate agents and brokers				
	All establishments	85	431	4 822	22 117
	Establishments with 1 to 4 employees	66	X	X	X
	Establishments with 5 to 9 employees	8	X	X	X
	Establishments with 10 to 19 employees	7	X	X	X
	Establishments with 20 to 49 employees	2	X	X	X
	Establishments with 50 to 99 employees	2	X	X	X
	Establishments with 100 to 249 employees	—	X	X	X
	Establishments with 250 to 499 employees	—	X	X	X
	Establishments with 500 to 999 employees	—	X	X	X
	Establishments with 1,000 employees or more	—	X	X	X
53121	Offices of real estate agents and brokers				
	All establishments	85	431	4 822	22 117
	Establishments with 1 to 4 employees	66	X	X	X
	Establishments with 5 to 9 employees	8	X	X	X
	Establishments with 10 to 19 employees	7	X	X	X
	Establishments with 20 to 49 employees	2	X	X	X
	Establishments with 50 to 99 employees	2	X	X	X
	Establishments with 100 to 249 employees	—	X	X	X
	Establishments with 250 to 499 employees	—	X	X	X
	Establishments with 500 to 999 employees	—	X	X	X
	Establishments with 1,000 employees or more	—	X	X	X
531210	Offices of real estate agents and brokers				
	All establishments	85	431	4 822	22 117
	Establishments with 1 to 4 employees	66	X	X	X
	Establishments with 5 to 9 employees	8	X	X	X
	Establishments with 10 to 19 employees	7	X	X	X
	Establishments with 20 to 49 employees	2	X	X	X
	Establishments with 50 to 99 employees	2	X	X	X
	Establishments with 100 to 249 employees	—	X	X	X
	Establishments with 250 to 499 employees	—	X	X	X
	Establishments with 500 to 999 employees	—	X	X	X
	Establishments with 1,000 employees or more	—	X	X	X
5313	Activities related to real estate				
	All establishments	68	419	4 372	19 674
	Establishments with 1 to 4 employees	44	X	X	X
	Establishments with 5 to 9 employees	11	X	X	X
	Establishments with 10 to 19 employees	6	X	X	X
	Establishments with 20 to 49 employees	7	X	X	X
	Establishments with 50 to 99 employees	—	X	X	X
	Establishments with 100 to 249 employees	—	X	X	X
	Establishments with 250 to 499 employees	—	X	X	X
	Establishments with 500 to 999 employees	—	X	X	X
	Establishments with 1,000 employees or more	—	X	X	X
53131	Real estate property managers				
	All establishments	45	305	2 873	13 142
	Establishments with 1 to 4 employees	29	X	X	X
	Establishments with 5 to 9 employees	6	X	X	X
	Establishments with 10 to 19 employees	5	X	X	X
	Establishments with 20 to 49 employees	5	X	X	X
	Establishments with 50 to 99 employees	—	X	X	X
	Establishments with 100 to 249 employees	—	X	X	X
	Establishments with 250 to 499 employees	—	X	X	X
	Establishments with 500 to 999 employees	—	X	X	X
	Establishments with 1,000 employees or more	—	X	X	X
531311	Residential property managers				
	All establishments	19	127	1 054	5 091
	Establishments with 1 to 4 employees	13	X	X	X
	Establishments with 5 to 9 employees	2	X	X	X
	Establishments with 10 to 19 employees	2	X	X	X
	Establishments with 20 to 49 employees	2	X	X	X
	Establishments with 50 to 99 employees	—	X	X	X
	Establishments with 100 to 249 employees	—	X	X	X
	Establishments with 250 to 499 employees	—	X	X	X
	Establishments with 500 to 999 employees	—	X	X	X
	Establishments with 1,000 employees or more	—	X	X	X

See footnotes at end of table.

Table 5. Establishments, Employees, and Payroll by Industry and Employment Size of Establishments by County: 2004—Con.

[Excludes most government employees, railroad employees, and self-employed persons. Size class 1 to 4 employees includes establishments having payroll, but no employees, during mid-March pay period. For meaning of abbreviations and symbols, see introductory text. For explanation of terms, see Appendix A. For statement on reliability, see the note at the end of the table and Appendix C]

NAICS code	Geography, kind of business, and employment size class	Establishments (number)	Paid employees for pay period including March 12 (number)	First-quarter payroll (\$1,000)	Annual payroll (\$1,000)
	MERCER—Con.				
53	Real estate and rental and leasing—Con.				
531	Real estate—Con.				
5313	Activities related to real estate—Con.				
53131	Real estate property managers—Con.				
531312	Nonresidential property managers				
	All establishments	26	178	1 819	8 051
	Establishments with 1 to 4 employees	16	X	X	X
	Establishments with 5 to 9 employees	4	X	X	X
	Establishments with 10 to 19 employees	3	X	X	X
	Establishments with 20 to 49 employees	3	X	X	X
	Establishments with 50 to 99 employees	—	X	X	X
	Establishments with 100 to 249 employees	—	X	X	X
	Establishments with 250 to 499 employees	—	X	X	X
	Establishments with 500 to 999 employees	—	X	X	X
	Establishments with 1,000 employees or more	—	X	X	X
532	Rental and leasing services				
	All establishments	64	371	1 766	7 377
	Establishments with 1 to 4 employees	32	X	X	X
	Establishments with 5 to 9 employees	21	X	X	X
	Establishments with 10 to 19 employees	10	X	X	X
	Establishments with 20 to 49 employees	1	X	X	X
	Establishments with 50 to 99 employees	—	X	X	X
	Establishments with 100 to 249 employees	—	X	X	X
	Establishments with 250 to 499 employees	—	X	X	X
	Establishments with 500 to 999 employees	—	X	X	X
	Establishments with 1,000 employees or more	—	X	X	X
5322	Consumer goods rental				
	All establishments	38	280	965	3 863
	Establishments with 1 to 4 employees	13	X	X	X
	Establishments with 5 to 9 employees	15	X	X	X
	Establishments with 10 to 19 employees	9	X	X	X
	Establishments with 20 to 49 employees	1	X	X	X
	Establishments with 50 to 99 employees	—	X	X	X
	Establishments with 100 to 249 employees	—	X	X	X
	Establishments with 250 to 499 employees	—	X	X	X
	Establishments with 500 to 999 employees	—	X	X	X
	Establishments with 1,000 employees or more	—	X	X	X
53223	Video tape and disc rental				
	All establishments	27	218	520	1 909
	Establishments with 1 to 4 employees	8	X	X	X
	Establishments with 5 to 9 employees	11	X	X	X
	Establishments with 10 to 19 employees	7	X	X	X
	Establishments with 20 to 49 employees	1	X	X	X
	Establishments with 50 to 99 employees	—	X	X	X
	Establishments with 100 to 249 employees	—	X	X	X
	Establishments with 250 to 499 employees	—	X	X	X
	Establishments with 500 to 999 employees	—	X	X	X
	Establishments with 1,000 employees or more	—	X	X	X
532230	Video tape and disc rental				
	All establishments	27	218	520	1 909
	Establishments with 1 to 4 employees	8	X	X	X
	Establishments with 5 to 9 employees	11	X	X	X
	Establishments with 10 to 19 employees	7	X	X	X
	Establishments with 20 to 49 employees	1	X	X	X
	Establishments with 50 to 99 employees	—	X	X	X
	Establishments with 100 to 249 employees	—	X	X	X
	Establishments with 250 to 499 employees	—	X	X	X
	Establishments with 500 to 999 employees	—	X	X	X
	Establishments with 1,000 employees or more	—	X	X	X
54	Professional, scientific, and technical services				
	All establishments	1 659	21 544	335 699	1 413 956
	Establishments with 1 to 4 employees	1 084	X	X	X
	Establishments with 5 to 9 employees	234	X	X	X
	Establishments with 10 to 19 employees	157	X	X	X
	Establishments with 20 to 49 employees	114	X	X	X
	Establishments with 50 to 99 employees	33	X	X	X
	Establishments with 100 to 249 employees	25	X	X	X
	Establishments with 250 to 499 employees	5	X	X	X
	Establishments with 500 to 999 employees	6	X	X	X
	Establishments with 1,000 employees or more	1	X	X	X
541	Professional, scientific, and technical services				
	All establishments	1 659	21 544	335 699	1 413 956
	Establishments with 1 to 4 employees	1 084	X	X	X
	Establishments with 5 to 9 employees	234	X	X	X
	Establishments with 10 to 19 employees	157	X	X	X
	Establishments with 20 to 49 employees	114	X	X	X
	Establishments with 50 to 99 employees	33	X	X	X
	Establishments with 100 to 249 employees	25	X	X	X
	Establishments with 250 to 499 employees	5	X	X	X
	Establishments with 500 to 999 employees	6	X	X	X
	Establishments with 1,000 employees or more	1	X	X	X

See footnotes at end of table.

Table 5. Establishments, Employees, and Payroll by Industry and Employment Size of Establishments by County: 2004—Con.

[Excludes most government employees, railroad employees, and self-employed persons. Size class 1 to 4 employees includes establishments having payroll, but no employees, during mid-March pay period. For meaning of abbreviations and symbols, see introductory text. For explanation of terms, see Appendix A. For statement on reliability, see the note at the end of the table and Appendix C]

NAICS code	Geography, kind of business, and employment size class	Establishments (number)	Paid employees for pay period including March 12 (number)	First-quarter payroll (\$1,000)	Annual payroll (\$1,000)
	MERCER—Con.				
54	Professional, scientific, and technical services—Con.				
541	Professional, scientific, and technical services—Con.				
5411	Legal services				
	All establishments	293	2 607	37 799	174 304
	Establishments with 1 to 4 employees	182	X	X	X
	Establishments with 5 to 9 employees	54	X	X	X
	Establishments with 10 to 19 employees	27	X	X	X
	Establishments with 20 to 49 employees	21	X	X	X
	Establishments with 50 to 99 employees	6	X	X	X
	Establishments with 100 to 249 employees	3	X	X	X
	Establishments with 250 to 499 employees	—	X	X	X
	Establishments with 500 to 999 employees	—	X	X	X
	Establishments with 1,000 employees or more	—	X	X	X
54111	Offices of lawyers				
	All establishments	268	2 249	33 901	155 943
	Establishments with 1 to 4 employees	172	X	X	X
	Establishments with 5 to 9 employees	46	X	X	X
	Establishments with 10 to 19 employees	22	X	X	X
	Establishments with 20 to 49 employees	20	X	X	X
	Establishments with 50 to 99 employees	6	X	X	X
	Establishments with 100 to 249 employees	2	X	X	X
	Establishments with 250 to 499 employees	—	X	X	X
	Establishments with 500 to 999 employees	—	X	X	X
	Establishments with 1,000 employees or more	—	X	X	X
541110	Offices of lawyers				
	All establishments	268	2 249	33 901	155 943
	Establishments with 1 to 4 employees	172	X	X	X
	Establishments with 5 to 9 employees	46	X	X	X
	Establishments with 10 to 19 employees	22	X	X	X
	Establishments with 20 to 49 employees	20	X	X	X
	Establishments with 50 to 99 employees	6	X	X	X
	Establishments with 100 to 249 employees	2	X	X	X
	Establishments with 250 to 499 employees	—	X	X	X
	Establishments with 500 to 999 employees	—	X	X	X
	Establishments with 1,000 employees or more	—	X	X	X
54119	Other legal services				
	All establishments	25	358	3 898	18 361
	Establishments with 1 to 4 employees	10	X	X	X
	Establishments with 5 to 9 employees	8	X	X	X
	Establishments with 10 to 19 employees	5	X	X	X
	Establishments with 20 to 49 employees	1	X	X	X
	Establishments with 50 to 99 employees	—	X	X	X
	Establishments with 100 to 249 employees	1	X	X	X
	Establishments with 250 to 499 employees	—	X	X	X
	Establishments with 500 to 999 employees	—	X	X	X
	Establishments with 1,000 employees or more	—	X	X	X
541191	Title abstract and settlement offices				
	All establishments	17	326	3 443	11 125
	Establishments with 1 to 4 employees	6	X	X	X
	Establishments with 5 to 9 employees	4	X	X	X
	Establishments with 10 to 19 employees	5	X	X	X
	Establishments with 20 to 49 employees	1	X	X	X
	Establishments with 50 to 99 employees	—	X	X	X
	Establishments with 100 to 249 employees	1	X	X	X
	Establishments with 250 to 499 employees	—	X	X	X
	Establishments with 500 to 999 employees	—	X	X	X
	Establishments with 1,000 employees or more	—	X	X	X
5412	Accounting, tax preparation, bookkeeping, and payroll services				
	All establishments	136	1 222	9 433	43 265
	Establishments with 1 to 4 employees	81	X	X	X
	Establishments with 5 to 9 employees	28	X	X	X
	Establishments with 10 to 19 employees	13	X	X	X
	Establishments with 20 to 49 employees	9	X	X	X
	Establishments with 50 to 99 employees	4	X	X	X
	Establishments with 100 to 249 employees	1	X	X	X
	Establishments with 250 to 499 employees	—	X	X	X
	Establishments with 500 to 999 employees	—	X	X	X
	Establishments with 1,000 employees or more	—	X	X	X
54121	Accounting, tax preparation, bookkeeping, and payroll services				
	All establishments	136	1 222	9 433	43 265
	Establishments with 1 to 4 employees	81	X	X	X
	Establishments with 5 to 9 employees	28	X	X	X
	Establishments with 10 to 19 employees	13	X	X	X
	Establishments with 20 to 49 employees	9	X	X	X
	Establishments with 50 to 99 employees	4	X	X	X
	Establishments with 100 to 249 employees	1	X	X	X
	Establishments with 250 to 499 employees	—	X	X	X
	Establishments with 500 to 999 employees	—	X	X	X
	Establishments with 1,000 employees or more	—	X	X	X

See footnotes at end of table.

Table 5. Establishments, Employees, and Payroll by Industry and Employment Size of Establishments by County: 2004—Con.

[Excludes most government employees, railroad employees, and self-employed persons. Size class 1 to 4 employees includes establishments having payroll, but no employees, during mid-March pay period. For meaning of abbreviations and symbols, see introductory text. For explanation of terms, see Appendix A. For statement on reliability, see the note at the end of the table and Appendix C]

NAICS code	Geography, kind of business, and employment size class	Establishments (number)	Paid employees for pay period including March 12 (number)	First-quarter payroll (\$1,000)	Annual payroll (\$1,000)
	MERCER—Con.				
54	Professional, scientific, and technical services—Con.				
541	Professional, scientific, and technical services—Con.				
5412	Accounting, tax preparation, bookkeeping, and payroll services—Con.				
54121	Accounting, tax preparation, bookkeeping, and payroll services—Con.				
541211	Offices of certified public accountants				
	All establishments	73	441	5 086	24 116
	Establishments with 1 to 4 employees	40	X	X	X
	Establishments with 5 to 9 employees	20	X	X	X
	Establishments with 10 to 19 employees	11	X	X	X
	Establishments with 20 to 49 employees	1	X	X	X
	Establishments with 50 to 99 employees	1	X	X	X
	Establishments with 100 to 249 employees	—	X	X	X
	Establishments with 250 to 499 employees	—	X	X	X
	Establishments with 500 to 999 employees	—	X	X	X
	Establishments with 1,000 employees or more	—	X	X	X
541213	Tax preparation services				
	All establishments	20	199	724	1 782
	Establishments with 1 to 4 employees	11	X	X	X
	Establishments with 5 to 9 employees	2	X	X	X
	Establishments with 10 to 19 employees	2	X	X	X
	Establishments with 20 to 49 employees	5	X	X	X
	Establishments with 50 to 99 employees	—	X	X	X
	Establishments with 100 to 249 employees	—	X	X	X
	Establishments with 250 to 499 employees	—	X	X	X
	Establishments with 500 to 999 employees	—	X	X	X
	Establishments with 1,000 employees or more	—	X	X	X
541214	Payroll services				
	All establishments	6	280	2 043	10 586
	Establishments with 1 to 4 employees	2	X	X	X
	Establishments with 5 to 9 employees	1	X	X	X
	Establishments with 10 to 19 employees	—	X	X	X
	Establishments with 20 to 49 employees	1	X	X	X
	Establishments with 50 to 99 employees	1	X	X	X
	Establishments with 100 to 249 employees	1	X	X	X
	Establishments with 250 to 499 employees	—	X	X	X
	Establishments with 500 to 999 employees	—	X	X	X
	Establishments with 1,000 employees or more	—	X	X	X
541219	Other accounting services				
	All establishments	37	302	1 580	6 781
	Establishments with 1 to 4 employees	28	X	X	X
	Establishments with 5 to 9 employees	5	X	X	X
	Establishments with 10 to 19 employees	—	X	X	X
	Establishments with 20 to 49 employees	2	X	X	X
	Establishments with 50 to 99 employees	2	X	X	X
	Establishments with 100 to 249 employees	—	X	X	X
	Establishments with 250 to 499 employees	—	X	X	X
	Establishments with 500 to 999 employees	—	X	X	X
	Establishments with 1,000 employees or more	—	X	X	X
5413	Architectural, engineering, and related services				
	All establishments	206	3 652	47 707	196 989
	Establishments with 1 to 4 employees	108	X	X	X
	Establishments with 5 to 9 employees	37	X	X	X
	Establishments with 10 to 19 employees	26	X	X	X
	Establishments with 20 to 49 employees	26	X	X	X
	Establishments with 50 to 99 employees	4	X	X	X
	Establishments with 100 to 249 employees	3	X	X	X
	Establishments with 250 to 499 employees	—	X	X	X
	Establishments with 500 to 999 employees	2	X	X	X
	Establishments with 1,000 employees or more	—	X	X	X
54131	Architectural services				
	All establishments	58	961	15 573	60 580
	Establishments with 1 to 4 employees	33	X	X	X
	Establishments with 5 to 9 employees	11	X	X	X
	Establishments with 10 to 19 employees	4	X	X	X
	Establishments with 20 to 49 employees	5	X	X	X
	Establishments with 50 to 99 employees	2	X	X	X
	Establishments with 100 to 249 employees	3	X	X	X
	Establishments with 250 to 499 employees	—	X	X	X
	Establishments with 500 to 999 employees	—	X	X	X
	Establishments with 1,000 employees or more	—	X	X	X
541310	Architectural services				
	All establishments	58	961	15 573	60 580
	Establishments with 1 to 4 employees	33	X	X	X
	Establishments with 5 to 9 employees	11	X	X	X
	Establishments with 10 to 19 employees	4	X	X	X
	Establishments with 20 to 49 employees	5	X	X	X
	Establishments with 50 to 99 employees	2	X	X	X
	Establishments with 100 to 249 employees	3	X	X	X
	Establishments with 250 to 499 employees	—	X	X	X
	Establishments with 500 to 999 employees	—	X	X	X
	Establishments with 1,000 employees or more	—	X	X	X

See footnotes at end of table.

Table 5. Establishments, Employees, and Payroll by Industry and Employment Size of Establishments by County: 2004—Con.

[Excludes most government employees, railroad employees, and self-employed persons. Size class 1 to 4 employees includes establishments having payroll, but no employees, during mid-March pay period. For meaning of abbreviations and symbols, see introductory text. For explanation of terms, see Appendix A. For statement on reliability, see the note at the end of the table and Appendix C]

NAICS code	Geography, kind of business, and employment size class	Establishments (number)	Paid employees for pay period including March 12 (number)	First-quarter payroll (\$1,000)	Annual payroll (\$1,000)
	MERCER—Con.				
54	Professional, scientific, and technical services—Con.				
541	Professional, scientific, and technical services—Con.				
5413	Architectural, engineering, and related services—Con.				
54131	Architectural services—Con.				
541310	Architectural services—Con.				
	All establishments—Con.				
	Establishments with 1,000 employees or more	—	X	X	X
54133	Engineering services				
	All establishments	105	1 813	22 085	95 339
	Establishments with 1 to 4 employees	51	X	X	X
	Establishments with 5 to 9 employees	19	X	X	X
	Establishments with 10 to 19 employees	16	X	X	X
	Establishments with 20 to 49 employees	16	X	X	X
	Establishments with 50 to 99 employees	2	X	X	X
	Establishments with 100 to 249 employees	—	X	X	X
	Establishments with 250 to 499 employees	—	X	X	X
	Establishments with 500 to 999 employees	1	X	X	X
	Establishments with 1,000 employees or more	—	X	X	X
541330	Engineering services				
	All establishments	105	1 813	22 085	95 339
	Establishments with 1 to 4 employees	51	X	X	X
	Establishments with 5 to 9 employees	19	X	X	X
	Establishments with 10 to 19 employees	16	X	X	X
	Establishments with 20 to 49 employees	16	X	X	X
	Establishments with 50 to 99 employees	2	X	X	X
	Establishments with 100 to 249 employees	—	X	X	X
	Establishments with 250 to 499 employees	—	X	X	X
	Establishments with 500 to 999 employees	1	X	X	X
	Establishments with 1,000 employees or more	—	X	X	X
54137	Surveying and mapping (except geophysical) services				
	All establishments	10	121	1 174	5 492
	Establishments with 1 to 4 employees	3	X	X	X
	Establishments with 5 to 9 employees	3	X	X	X
	Establishments with 10 to 19 employees	2	X	X	X
	Establishments with 20 to 49 employees	2	X	X	X
	Establishments with 50 to 99 employees	—	X	X	X
	Establishments with 100 to 249 employees	—	X	X	X
	Establishments with 250 to 499 employees	—	X	X	X
	Establishments with 500 to 999 employees	—	X	X	X
	Establishments with 1,000 employees or more	—	X	X	X
541370	Surveying and mapping (except geophysical) services				
	All establishments	10	121	1 174	5 492
	Establishments with 1 to 4 employees	3	X	X	X
	Establishments with 5 to 9 employees	3	X	X	X
	Establishments with 10 to 19 employees	2	X	X	X
	Establishments with 20 to 49 employees	2	X	X	X
	Establishments with 50 to 99 employees	—	X	X	X
	Establishments with 100 to 249 employees	—	X	X	X
	Establishments with 250 to 499 employees	—	X	X	X
	Establishments with 500 to 999 employees	—	X	X	X
	Establishments with 1,000 employees or more	—	X	X	X
54138	Testing laboratories				
	All establishments	11	693	8 202	32 298
	Establishments with 1 to 4 employees	3	X	X	X
	Establishments with 5 to 9 employees	2	X	X	X
	Establishments with 10 to 19 employees	2	X	X	X
	Establishments with 20 to 49 employees	3	X	X	X
	Establishments with 50 to 99 employees	—	X	X	X
	Establishments with 100 to 249 employees	—	X	X	X
	Establishments with 250 to 499 employees	—	X	X	X
	Establishments with 500 to 999 employees	1	X	X	X
	Establishments with 1,000 employees or more	—	X	X	X
541380	Testing laboratories				
	All establishments	11	693	8 202	32 298
	Establishments with 1 to 4 employees	3	X	X	X
	Establishments with 5 to 9 employees	2	X	X	X
	Establishments with 10 to 19 employees	2	X	X	X
	Establishments with 20 to 49 employees	3	X	X	X
	Establishments with 50 to 99 employees	—	X	X	X
	Establishments with 100 to 249 employees	—	X	X	X
	Establishments with 250 to 499 employees	—	X	X	X
	Establishments with 500 to 999 employees	1	X	X	X
	Establishments with 1,000 employees or more	—	X	X	X

See footnotes at end of table.

Table 5. Establishments, Employees, and Payroll by Industry and Employment Size of Establishments by County: 2004—Con.

[Excludes most government employees, railroad employees, and self-employed persons. Size class 1 to 4 employees includes establishments having payroll, but no employees, during mid-March pay period. For meaning of abbreviations and symbols, see introductory text. For explanation of terms, see Appendix A. For statement on reliability, see the note at the end of the table and Appendix C]

NAICS code	Geography, kind of business, and employment size class	Establishments (number)	Paid employees for pay period including March 12 (number)	First-quarter payroll (\$1,000)	Annual payroll (\$1,000)
	MERCER—Con.				
54	Professional, scientific, and technical services—Con.				
541	Professional, scientific, and technical services—Con.				
5414	Specialized design services				
	All establishments	46	152	1 692	7 411
	Establishments with 1 to 4 employees	37	X	X	X
	Establishments with 5 to 9 employees	5	X	X	X
	Establishments with 10 to 19 employees	3	X	X	X
	Establishments with 20 to 49 employees	1	X	X	X
	Establishments with 50 to 99 employees	—	X	X	X
	Establishments with 100 to 249 employees	—	X	X	X
	Establishments with 250 to 499 employees	—	X	X	X
	Establishments with 500 to 999 employees	—	X	X	X
	Establishments with 1,000 employees or more	—	X	X	X
5415	Computer systems design and related services				
	All establishments	397	2 535	38 041	178 438
	Establishments with 1 to 4 employees	305	X	X	X
	Establishments with 5 to 9 employees	34	X	X	X
	Establishments with 10 to 19 employees	29	X	X	X
	Establishments with 20 to 49 employees	19	X	X	X
	Establishments with 50 to 99 employees	4	X	X	X
	Establishments with 100 to 249 employees	6	X	X	X
	Establishments with 250 to 499 employees	—	X	X	X
	Establishments with 500 to 999 employees	—	X	X	X
	Establishments with 1,000 employees or more	—	X	X	X
54151	Computer systems design and related services				
	All establishments	397	2 535	38 041	178 438
	Establishments with 1 to 4 employees	305	X	X	X
	Establishments with 5 to 9 employees	34	X	X	X
	Establishments with 10 to 19 employees	29	X	X	X
	Establishments with 20 to 49 employees	19	X	X	X
	Establishments with 50 to 99 employees	4	X	X	X
	Establishments with 100 to 249 employees	6	X	X	X
	Establishments with 250 to 499 employees	—	X	X	X
	Establishments with 500 to 999 employees	—	X	X	X
	Establishments with 1,000 employees or more	—	X	X	X
541511	Custom computer programming services				
	All establishments	187	1 257	19 375	89 370
	Establishments with 1 to 4 employees	140	X	X	X
	Establishments with 5 to 9 employees	18	X	X	X
	Establishments with 10 to 19 employees	11	X	X	X
	Establishments with 20 to 49 employees	14	X	X	X
	Establishments with 50 to 99 employees	3	X	X	X
	Establishments with 100 to 249 employees	1	X	X	X
	Establishments with 250 to 499 employees	—	X	X	X
	Establishments with 500 to 999 employees	—	X	X	X
	Establishments with 1,000 employees or more	—	X	X	X
541512	Computer systems design services				
	All establishments	151	842	13 188	63 283
	Establishments with 1 to 4 employees	118	X	X	X
	Establishments with 5 to 9 employees	12	X	X	X
	Establishments with 10 to 19 employees	15	X	X	X
	Establishments with 20 to 49 employees	2	X	X	X
	Establishments with 50 to 99 employees	1	X	X	X
	Establishments with 100 to 249 employees	3	X	X	X
	Establishments with 250 to 499 employees	—	X	X	X
	Establishments with 500 to 999 employees	—	X	X	X
	Establishments with 1,000 employees or more	—	X	X	X
541513	Computer facilities management services				
	All establishments	15	240	3 418	13 918
	Establishments with 1 to 4 employees	8	X	X	X
	Establishments with 5 to 9 employees	2	X	X	X
	Establishments with 10 to 19 employees	1	X	X	X
	Establishments with 20 to 49 employees	3	X	X	X
	Establishments with 50 to 99 employees	—	X	X	X
	Establishments with 100 to 249 employees	1	X	X	X
	Establishments with 250 to 499 employees	—	X	X	X
	Establishments with 500 to 999 employees	—	X	X	X
	Establishments with 1,000 employees or more	—	X	X	X
541519	Other computer related services				
	All establishments	44	196	2 060	11 867
	Establishments with 1 to 4 employees	39	X	X	X
	Establishments with 5 to 9 employees	2	X	X	X
	Establishments with 10 to 19 employees	2	X	X	X
	Establishments with 20 to 49 employees	—	X	X	X
	Establishments with 50 to 99 employees	—	X	X	X
	Establishments with 100 to 249 employees	1	X	X	X
	Establishments with 250 to 499 employees	—	X	X	X
	Establishments with 500 to 999 employees	—	X	X	X
	Establishments with 1,000 employees or more	—	X	X	X

See footnotes at end of table.

Table 5. Establishments, Employees, and Payroll by Industry and Employment Size of Establishments by County: 2004—Con.

[Excludes most government employees, railroad employees, and self-employed persons. Size class 1 to 4 employees includes establishments having payroll, but no employees, during mid-March pay period. For meaning of abbreviations and symbols, see introductory text. For explanation of terms, see Appendix A. For statement on reliability, see the note at the end of the table and Appendix C]

NAICS code	Geography, kind of business, and employment size class	Establishments (number)	Paid employees for pay period including March 12 (number)	First-quarter payroll (\$1,000)	Annual payroll (\$1,000)
	MERCER—Con.				
54	Professional, scientific, and technical services—Con.				
541	Professional, scientific, and technical services—Con.				
5416	Management, scientific, and technical consulting services				
	All establishments	315	4 034	60 028	230 130
	Establishments with 1 to 4 employees	229	X	X	X
	Establishments with 5 to 9 employees	38	X	X	X
	Establishments with 10 to 19 employees	19	X	X	X
	Establishments with 20 to 49 employees	14	X	X	X
	Establishments with 50 to 99 employees	6	X	X	X
	Establishments with 100 to 249 employees	6	X	X	X
	Establishments with 250 to 499 employees	1	X	X	X
	Establishments with 500 to 999 employees	2	X	X	X
	Establishments with 1,000 employees or more	—	X	X	X
54161	Management consulting services				
	All establishments	257	3 469	50 490	188 903
	Establishments with 1 to 4 employees	189	X	X	X
	Establishments with 5 to 9 employees	29	X	X	X
	Establishments with 10 to 19 employees	16	X	X	X
	Establishments with 20 to 49 employees	11	X	X	X
	Establishments with 50 to 99 employees	4	X	X	X
	Establishments with 100 to 249 employees	5	X	X	X
	Establishments with 250 to 499 employees	1	X	X	X
	Establishments with 500 to 999 employees	2	X	X	X
	Establishments with 1,000 employees or more	—	X	X	X
541611	Administrative management and general management consulting services				
	All establishments	119	1 509	22 034	70 724
	Establishments with 1 to 4 employees	90	X	X	X
	Establishments with 5 to 9 employees	13	X	X	X
	Establishments with 10 to 19 employees	6	X	X	X
	Establishments with 20 to 49 employees	4	X	X	X
	Establishments with 50 to 99 employees	3	X	X	X
	Establishments with 100 to 249 employees	2	X	X	X
	Establishments with 250 to 499 employees	—	X	X	X
	Establishments with 500 to 999 employees	1	X	X	X
	Establishments with 1,000 employees or more	—	X	X	X
541612	Human resources and executive search consulting services				
	All establishments	43	780	11 889	49 479
	Establishments with 1 to 4 employees	26	X	X	X
	Establishments with 5 to 9 employees	6	X	X	X
	Establishments with 10 to 19 employees	5	X	X	X
	Establishments with 20 to 49 employees	3	X	X	X
	Establishments with 50 to 99 employees	1	X	X	X
	Establishments with 100 to 249 employees	1	X	X	X
	Establishments with 250 to 499 employees	1	X	X	X
	Establishments with 500 to 999 employees	—	X	X	X
	Establishments with 1,000 employees or more	—	X	X	X
541613	Marketing consulting services				
	All establishments	62	1 120	15 750	64 364
	Establishments with 1 to 4 employees	43	X	X	X
	Establishments with 5 to 9 employees	8	X	X	X
	Establishments with 10 to 19 employees	4	X	X	X
	Establishments with 20 to 49 employees	4	X	X	X
	Establishments with 50 to 99 employees	—	X	X	X
	Establishments with 100 to 249 employees	2	X	X	X
	Establishments with 250 to 499 employees	—	X	X	X
	Establishments with 500 to 999 employees	1	X	X	X
	Establishments with 1,000 employees or more	—	X	X	X
54162	Environmental consulting services				
	All establishments	25	385	6 670	27 626
	Establishments with 1 to 4 employees	13	X	X	X
	Establishments with 5 to 9 employees	6	X	X	X
	Establishments with 10 to 19 employees	2	X	X	X
	Establishments with 20 to 49 employees	2	X	X	X
	Establishments with 50 to 99 employees	1	X	X	X
	Establishments with 100 to 249 employees	1	X	X	X
	Establishments with 250 to 499 employees	—	X	X	X
	Establishments with 500 to 999 employees	—	X	X	X
	Establishments with 1,000 employees or more	—	X	X	X
541620	Environmental consulting services				
	All establishments	25	385	6 670	27 626
	Establishments with 1 to 4 employees	13	X	X	X
	Establishments with 5 to 9 employees	6	X	X	X
	Establishments with 10 to 19 employees	2	X	X	X
	Establishments with 20 to 49 employees	2	X	X	X
	Establishments with 50 to 99 employees	1	X	X	X
	Establishments with 100 to 249 employees	1	X	X	X
	Establishments with 250 to 499 employees	—	X	X	X
	Establishments with 500 to 999 employees	—	X	X	X
	Establishments with 1,000 employees or more	—	X	X	X

See footnotes at end of table.

Table 5. Establishments, Employees, and Payroll by Industry and Employment Size of Establishments by County: 2004—Con.

[Excludes most government employees, railroad employees, and self-employed persons. Size class 1 to 4 employees includes establishments having payroll, but no employees, during mid-March pay period. For meaning of abbreviations and symbols, see introductory text. For explanation of terms, see Appendix A. For statement on reliability, see the note at the end of the table and Appendix C]

NAICS code	Geography, kind of business, and employment size class	Establishments (number)	Paid employees for pay period including March 12 (number)	First-quarter payroll (\$1,000)	Annual payroll (\$1,000)
	MERCER—Con.				
54	Professional, scientific, and technical services—Con.				
541	Professional, scientific, and technical services—Con.				
5416	Management, scientific, and technical consulting services—Con.				
54169	Other scientific and technical consulting services				
	All establishments	33	180	2 868	13 601
	Establishments with 1 to 4 employees	27	X	X	X
	Establishments with 5 to 9 employees	3	X	X	X
	Establishments with 10 to 19 employees	1	X	X	X
	Establishments with 20 to 49 employees	1	X	X	X
	Establishments with 50 to 99 employees	1	X	X	X
	Establishments with 100 to 249 employees	—	X	X	X
	Establishments with 250 to 499 employees	—	X	X	X
	Establishments with 500 to 999 employees	—	X	X	X
	Establishments with 1,000 employees or more	—	X	X	X
541690	Other scientific and technical consulting services				
	All establishments	33	180	2 868	13 601
	Establishments with 1 to 4 employees	27	X	X	X
	Establishments with 5 to 9 employees	3	X	X	X
	Establishments with 10 to 19 employees	1	X	X	X
	Establishments with 20 to 49 employees	1	X	X	X
	Establishments with 50 to 99 employees	1	X	X	X
	Establishments with 100 to 249 employees	—	X	X	X
	Establishments with 250 to 499 employees	—	X	X	X
	Establishments with 500 to 999 employees	—	X	X	X
	Establishments with 1,000 employees or more	—	X	X	X
5417	Scientific research and development services				
	All establishments	63	4 920	111 572	462 412
	Establishments with 1 to 4 employees	21	X	X	X
	Establishments with 5 to 9 employees	9	X	X	X
	Establishments with 10 to 19 employees	9	X	X	X
	Establishments with 20 to 49 employees	10	X	X	X
	Establishments with 50 to 99 employees	4	X	X	X
	Establishments with 100 to 249 employees	5	X	X	X
	Establishments with 250 to 499 employees	2	X	X	X
	Establishments with 500 to 999 employees	2	X	X	X
	Establishments with 1,000 employees or more	1	X	X	X
54171	Research and development in the physical, engineering, and life sciences				
	All establishments	56	4 604	105 525	438 358
	Establishments with 1 to 4 employees	19	X	X	X
	Establishments with 5 to 9 employees	8	X	X	X
	Establishments with 10 to 19 employees	6	X	X	X
	Establishments with 20 to 49 employees	10	X	X	X
	Establishments with 50 to 99 employees	4	X	X	X
	Establishments with 100 to 249 employees	5	X	X	X
	Establishments with 250 to 499 employees	1	X	X	X
	Establishments with 500 to 999 employees	2	X	X	X
	Establishments with 1,000 employees or more	1	X	X	X
541710	Research and development in the physical, engineering, and life sciences				
	All establishments	56	4 604	105 525	438 358
	Establishments with 1 to 4 employees	19	X	X	X
	Establishments with 5 to 9 employees	8	X	X	X
	Establishments with 10 to 19 employees	6	X	X	X
	Establishments with 20 to 49 employees	10	X	X	X
	Establishments with 50 to 99 employees	4	X	X	X
	Establishments with 100 to 249 employees	5	X	X	X
	Establishments with 250 to 499 employees	1	X	X	X
	Establishments with 500 to 999 employees	2	X	X	X
	Establishments with 1,000 employees or more	1	X	X	X
54172	Research and development in the social sciences and humanities				
	All establishments	7	316	6 047	24 054
	Establishments with 1 to 4 employees	2	X	X	X
	Establishments with 5 to 9 employees	1	X	X	X
	Establishments with 10 to 19 employees	3	X	X	X
	Establishments with 20 to 49 employees	—	X	X	X
	Establishments with 50 to 99 employees	—	X	X	X
	Establishments with 100 to 249 employees	—	X	X	X
	Establishments with 250 to 499 employees	1	X	X	X
	Establishments with 500 to 999 employees	—	X	X	X
	Establishments with 1,000 employees or more	—	X	X	X
541720	Research and development in the social sciences and humanities				
	All establishments	7	316	6 047	24 054
	Establishments with 1 to 4 employees	2	X	X	X
	Establishments with 5 to 9 employees	1	X	X	X
	Establishments with 10 to 19 employees	3	X	X	X
	Establishments with 20 to 49 employees	—	X	X	X
	Establishments with 50 to 99 employees	—	X	X	X
	Establishments with 100 to 249 employees	—	X	X	X
	Establishments with 250 to 499 employees	1	X	X	X
	Establishments with 500 to 999 employees	—	X	X	X

See footnotes at end of table.

Table 5. Establishments, Employees, and Payroll by Industry and Employment Size of Establishments by County: 2004—Con.

[Excludes most government employees, railroad employees, and self-employed persons. Size class 1 to 4 employees includes establishments having payroll, but no employees, during mid-March pay period. For meaning of abbreviations and symbols, see introductory text. For explanation of terms, see Appendix A. For statement on reliability, see the note at the end of the table and Appendix C]

NAICS code	Geography, kind of business, and employment size class	Establishments (number)	Paid employees for pay period including March 12 (number)	First-quarter payroll (\$1,000)	Annual payroll (\$1,000)
	MERCER—Con.				
54	Professional, scientific, and technical services—Con.				
541	Professional, scientific, and technical services—Con.				
5417	Scientific research and development services—Con.				
54172	Research and development in the social sciences and humanities—Con.				
541720	Research and development in the social sciences and humanities—Con.				
	All establishments—Con.				
	Establishments with 1,000 employees or more	—	X	X	X
5418	Advertising and related services				
	All establishments	84	1 467	15 785	60 636
	Establishments with 1 to 4 employees	54	X	X	X
	Establishments with 5 to 9 employees	11	X	X	X
	Establishments with 10 to 19 employees	7	X	X	X
	Establishments with 20 to 49 employees	7	X	X	X
	Establishments with 50 to 99 employees	3	X	X	X
	Establishments with 100 to 249 employees	—	X	X	X
	Establishments with 250 to 499 employees	2	X	X	X
	Establishments with 500 to 999 employees	—	X	X	X
	Establishments with 1,000 employees or more	—	X	X	X
54181	Advertising agencies				
	All establishments	26	241	3 702	15 258
	Establishments with 1 to 4 employees	14	X	X	X
	Establishments with 5 to 9 employees	6	X	X	X
	Establishments with 10 to 19 employees	2	X	X	X
	Establishments with 20 to 49 employees	3	X	X	X
	Establishments with 50 to 99 employees	1	X	X	X
	Establishments with 100 to 249 employees	—	X	X	X
	Establishments with 250 to 499 employees	—	X	X	X
	Establishments with 500 to 999 employees	—	X	X	X
	Establishments with 1,000 employees or more	—	X	X	X
541810	Advertising agencies				
	All establishments	26	241	3 702	15 258
	Establishments with 1 to 4 employees	14	X	X	X
	Establishments with 5 to 9 employees	6	X	X	X
	Establishments with 10 to 19 employees	2	X	X	X
	Establishments with 20 to 49 employees	3	X	X	X
	Establishments with 50 to 99 employees	1	X	X	X
	Establishments with 100 to 249 employees	—	X	X	X
	Establishments with 250 to 499 employees	—	X	X	X
	Establishments with 500 to 999 employees	—	X	X	X
	Establishments with 1,000 employees or more	—	X	X	X
54182	Public relations agencies				
	All establishments	27	102	1 974	12 231
	Establishments with 1 to 4 employees	22	X	X	X
	Establishments with 5 to 9 employees	2	X	X	X
	Establishments with 10 to 19 employees	2	X	X	X
	Establishments with 20 to 49 employees	1	X	X	X
	Establishments with 50 to 99 employees	—	X	X	X
	Establishments with 100 to 249 employees	—	X	X	X
	Establishments with 250 to 499 employees	—	X	X	X
	Establishments with 500 to 999 employees	—	X	X	X
	Establishments with 1,000 employees or more	—	X	X	X
541820	Public relations agencies				
	All establishments	27	102	1 974	12 231
	Establishments with 1 to 4 employees	22	X	X	X
	Establishments with 5 to 9 employees	2	X	X	X
	Establishments with 10 to 19 employees	2	X	X	X
	Establishments with 20 to 49 employees	1	X	X	X
	Establishments with 50 to 99 employees	—	X	X	X
	Establishments with 100 to 249 employees	—	X	X	X
	Establishments with 250 to 499 employees	—	X	X	X
	Establishments with 500 to 999 employees	—	X	X	X
	Establishments with 1,000 employees or more	—	X	X	X
54186	Direct mail advertising				
	All establishments	17	969	7 781	23 516
	Establishments with 1 to 4 employees	9	X	X	X
	Establishments with 5 to 9 employees	2	X	X	X
	Establishments with 10 to 19 employees	1	X	X	X
	Establishments with 20 to 49 employees	2	X	X	X
	Establishments with 50 to 99 employees	1	X	X	X
	Establishments with 100 to 249 employees	—	X	X	X
	Establishments with 250 to 499 employees	2	X	X	X
	Establishments with 500 to 999 employees	—	X	X	X
	Establishments with 1,000 employees or more	—	X	X	X

See footnotes at end of table.

Table 5. Establishments, Employees, and Payroll by Industry and Employment Size of Establishments by County: 2004—Con.

[Excludes most government employees, railroad employees, and self-employed persons. Size class 1 to 4 employees includes establishments having payroll, but no employees, during mid-March pay period. For meaning of abbreviations and symbols, see introductory text. For explanation of terms, see Appendix A. For statement on reliability, see the note at the end of the table and Appendix C]

NAICS code	Geography, kind of business, and employment size class	Establishments (number)	Paid employees for pay period including March 12 (number)	First-quarter payroll (\$1,000)	Annual payroll (\$1,000)
	MERCER—Con.				
54	Professional, scientific, and technical services—Con.				
541	Professional, scientific, and technical services—Con.				
5418	Advertising and related services—Con.				
54186	Direct mail advertising—Con.				
541860	Direct mail advertising				
	All establishments	17	969	7 781	23 516
	Establishments with 1 to 4 employees	9	X	X	X
	Establishments with 5 to 9 employees	2	X	X	X
	Establishments with 10 to 19 employees	1	X	X	X
	Establishments with 20 to 49 employees	2	X	X	X
	Establishments with 50 to 99 employees	1	X	X	X
	Establishments with 100 to 249 employees	—	X	X	X
	Establishments with 250 to 499 employees	2	X	X	X
	Establishments with 500 to 999 employees	—	X	X	X
	Establishments with 1,000 employees or more	—	X	X	X
5419	Other professional, scientific, and technical services				
	All establishments	119	955	13 642	60 371
	Establishments with 1 to 4 employees	67	X	X	X
	Establishments with 5 to 9 employees	18	X	X	X
	Establishments with 10 to 19 employees	24	X	X	X
	Establishments with 20 to 49 employees	7	X	X	X
	Establishments with 50 to 99 employees	2	X	X	X
	Establishments with 100 to 249 employees	1	X	X	X
	Establishments with 250 to 499 employees	—	X	X	X
	Establishments with 500 to 999 employees	—	X	X	X
	Establishments with 1,000 employees or more	—	X	X	X
54191	Marketing research and public opinion polling				
	All establishments	34	357	7 937	32 795
	Establishments with 1 to 4 employees	21	X	X	X
	Establishments with 5 to 9 employees	6	X	X	X
	Establishments with 10 to 19 employees	2	X	X	X
	Establishments with 20 to 49 employees	3	X	X	X
	Establishments with 50 to 99 employees	1	X	X	X
	Establishments with 100 to 249 employees	1	X	X	X
	Establishments with 250 to 499 employees	—	X	X	X
	Establishments with 500 to 999 employees	—	X	X	X
	Establishments with 1,000 employees or more	—	X	X	X
541910	Marketing research and public opinion polling				
	All establishments	34	357	7 937	32 795
	Establishments with 1 to 4 employees	21	X	X	X
	Establishments with 5 to 9 employees	6	X	X	X
	Establishments with 10 to 19 employees	2	X	X	X
	Establishments with 20 to 49 employees	3	X	X	X
	Establishments with 50 to 99 employees	1	X	X	X
	Establishments with 100 to 249 employees	1	X	X	X
	Establishments with 250 to 499 employees	—	X	X	X
	Establishments with 500 to 999 employees	—	X	X	X
	Establishments with 1,000 employees or more	—	X	X	X
54192	Photographic services				
	All establishments	21	c	D	D
	Establishments with 1 to 4 employees	11	X	X	X
	Establishments with 5 to 9 employees	3	X	X	X
	Establishments with 10 to 19 employees	6	X	X	X
	Establishments with 20 to 49 employees	1	X	X	X
	Establishments with 50 to 99 employees	—	X	X	X
	Establishments with 100 to 249 employees	—	X	X	X
	Establishments with 250 to 499 employees	—	X	X	X
	Establishments with 500 to 999 employees	—	X	X	X
	Establishments with 1,000 employees or more	—	X	X	X
541921	Photography studios, portrait				
	All establishments	14	101	471	2 071
	Establishments with 1 to 4 employees	7	X	X	X
	Establishments with 5 to 9 employees	2	X	X	X
	Establishments with 10 to 19 employees	4	X	X	X
	Establishments with 20 to 49 employees	1	X	X	X
	Establishments with 50 to 99 employees	—	X	X	X
	Establishments with 100 to 249 employees	—	X	X	X
	Establishments with 250 to 499 employees	—	X	X	X
	Establishments with 500 to 999 employees	—	X	X	X
	Establishments with 1,000 employees or more	—	X	X	X
54194	Veterinary services				
	All establishments	25	266	1 841	8 486
	Establishments with 1 to 4 employees	7	X	X	X
	Establishments with 5 to 9 employees	5	X	X	X
	Establishments with 10 to 19 employees	10	X	X	X
	Establishments with 20 to 49 employees	3	X	X	X
	Establishments with 50 to 99 employees	—	X	X	X
	Establishments with 100 to 249 employees	—	X	X	X
	Establishments with 250 to 499 employees	—	X	X	X
	Establishments with 500 to 999 employees	—	X	X	X
	Establishments with 1,000 employees or more	—	X	X	X

See footnotes at end of table.

Table 5. Establishments, Employees, and Payroll by Industry and Employment Size of Establishments by County: 2004—Con.

[Excludes most government employees, railroad employees, and self-employed persons. Size class 1 to 4 employees includes establishments having payroll, but no employees, during mid-March pay period. For meaning of abbreviations and symbols, see introductory text. For explanation of terms, see Appendix A. For statement on reliability, see the note at the end of the table and Appendix C]

NAICS code	Geography, kind of business, and employment size class	Establishments (number)	Paid employees for pay period including March 12 (number)	First-quarter payroll (\$1,000)	Annual payroll (\$1,000)
	MERCER—Con.				
54	Professional, scientific, and technical services—Con.				
541	Professional, scientific, and technical services—Con.				
5419	Other professional, scientific, and technical services—Con.				
54194	Veterinary services—Con.				
541940	Veterinary services				
	All establishments	25	266	1 841	8 486
	Establishments with 1 to 4 employees	7	X	X	X
	Establishments with 5 to 9 employees	5	X	X	X
	Establishments with 10 to 19 employees	10	X	X	X
	Establishments with 20 to 49 employees	3	X	X	X
	Establishments with 50 to 99 employees	—	X	X	X
	Establishments with 100 to 249 employees	—	X	X	X
	Establishments with 250 to 499 employees	—	X	X	X
	Establishments with 500 to 999 employees	—	X	X	X
	Establishments with 1,000 employees or more	—	X	X	X
54199	All other professional, scientific, and technical services				
	All establishments	37	188	2 989	15 390
	Establishments with 1 to 4 employees	26	X	X	X
	Establishments with 5 to 9 employees	4	X	X	X
	Establishments with 10 to 19 employees	6	X	X	X
	Establishments with 20 to 49 employees	—	X	X	X
	Establishments with 50 to 99 employees	1	X	X	X
	Establishments with 100 to 249 employees	—	X	X	X
	Establishments with 250 to 499 employees	—	X	X	X
	Establishments with 500 to 999 employees	—	X	X	X
	Establishments with 1,000 employees or more	—	X	X	X
541990	All other professional, scientific, and technical services				
	All establishments	37	188	2 989	15 390
	Establishments with 1 to 4 employees	26	X	X	X
	Establishments with 5 to 9 employees	4	X	X	X
	Establishments with 10 to 19 employees	6	X	X	X
	Establishments with 20 to 49 employees	—	X	X	X
	Establishments with 50 to 99 employees	1	X	X	X
	Establishments with 100 to 249 employees	—	X	X	X
	Establishments with 250 to 499 employees	—	X	X	X
	Establishments with 500 to 999 employees	—	X	X	X
	Establishments with 1,000 employees or more	—	X	X	X
55	Management of companies and enterprises				
	All establishments	68	12 810	338 271	1 123 720
	Establishments with 1 to 4 employees	15	X	X	X
	Establishments with 5 to 9 employees	7	X	X	X
	Establishments with 10 to 19 employees	7	X	X	X
	Establishments with 20 to 49 employees	15	X	X	X
	Establishments with 50 to 99 employees	9	X	X	X
	Establishments with 100 to 249 employees	4	X	X	X
	Establishments with 250 to 499 employees	6	X	X	X
	Establishments with 500 to 999 employees	2	X	X	X
	Establishments with 1,000 employees or more	3	X	X	X
551	Management of companies and enterprises				
	All establishments	68	12 810	338 271	1 123 720
	Establishments with 1 to 4 employees	15	X	X	X
	Establishments with 5 to 9 employees	7	X	X	X
	Establishments with 10 to 19 employees	7	X	X	X
	Establishments with 20 to 49 employees	15	X	X	X
	Establishments with 50 to 99 employees	9	X	X	X
	Establishments with 100 to 249 employees	4	X	X	X
	Establishments with 250 to 499 employees	6	X	X	X
	Establishments with 500 to 999 employees	2	X	X	X
	Establishments with 1,000 employees or more	3	X	X	X
5511	Management of companies and enterprises				
	All establishments	68	12 810	338 271	1 123 720
	Establishments with 1 to 4 employees	15	X	X	X
	Establishments with 5 to 9 employees	7	X	X	X
	Establishments with 10 to 19 employees	7	X	X	X
	Establishments with 20 to 49 employees	15	X	X	X
	Establishments with 50 to 99 employees	9	X	X	X
	Establishments with 100 to 249 employees	4	X	X	X
	Establishments with 250 to 499 employees	6	X	X	X
	Establishments with 500 to 999 employees	2	X	X	X
	Establishments with 1,000 employees or more	3	X	X	X
55111	Management of companies and enterprises				
	All establishments	68	12 810	338 271	1 123 720
	Establishments with 1 to 4 employees	15	X	X	X
	Establishments with 5 to 9 employees	7	X	X	X
	Establishments with 10 to 19 employees	7	X	X	X
	Establishments with 20 to 49 employees	15	X	X	X
	Establishments with 50 to 99 employees	9	X	X	X
	Establishments with 100 to 249 employees	4	X	X	X
	Establishments with 250 to 499 employees	6	X	X	X
	Establishments with 500 to 999 employees	2	X	X	X
	Establishments with 1,000 employees or more	3	X	X	X

See footnotes at end of table.

Table 5. Establishments, Employees, and Payroll by Industry and Employment Size of Establishments by County: 2004—Con.

[Excludes most government employees, railroad employees, and self-employed persons. Size class 1 to 4 employees includes establishments having payroll, but no employees, during mid-March pay period. For meaning of abbreviations and symbols, see introductory text. For explanation of terms, see Appendix A. For statement on reliability, see the note at the end of the table and Appendix C]

NAICS code	Geography, kind of business, and employment size class	Establishments (number)	Paid employees for pay period including March 12 (number)	First-quarter payroll (\$1,000)	Annual payroll (\$1,000)
	MERCER—Con.				
55	Management of companies and enterprises—Con.				
551	Management of companies and enterprises—Con.				
5511	Management of companies and enterprises—Con.				
55111	Management of companies and enterprises—Con.				
551112	Offices of other holding companies				
	All establishments	10	c	D	D
	Establishments with 1 to 4 employees	4	X	X	X
	Establishments with 5 to 9 employees	1	X	X	X
	Establishments with 10 to 19 employees	2	X	X	X
	Establishments with 20 to 49 employees	2	X	X	X
	Establishments with 50 to 99 employees	—	X	X	X
	Establishments with 100 to 249 employees	1	X	X	X
	Establishments with 250 to 499 employees	—	X	X	X
	Establishments with 500 to 999 employees	—	X	X	X
	Establishments with 1,000 employees or more	—	X	X	X
551114	Corporate, subsidiary, and regional managing offices				
	All establishments	57	12 533	334 116	1 103 780
	Establishments with 1 to 4 employees	11	X	X	X
	Establishments with 5 to 9 employees	6	X	X	X
	Establishments with 10 to 19 employees	5	X	X	X
	Establishments with 20 to 49 employees	12	X	X	X
	Establishments with 50 to 99 employees	9	X	X	X
	Establishments with 100 to 249 employees	3	X	X	X
	Establishments with 250 to 499 employees	6	X	X	X
	Establishments with 500 to 999 employees	2	X	X	X
	Establishments with 1,000 employees or more	3	X	X	X
56	Administrative and support and waste management and remediation services				
	All establishments	566	9 817	58 833	272 733
	Establishments with 1 to 4 employees	329	X	X	X
	Establishments with 5 to 9 employees	83	X	X	X
	Establishments with 10 to 19 employees	55	X	X	X
	Establishments with 20 to 49 employees	48	X	X	X
	Establishments with 50 to 99 employees	25	X	X	X
	Establishments with 100 to 249 employees	22	X	X	X
	Establishments with 250 to 499 employees	4	X	X	X
	Establishments with 500 to 999 employees	—	X	X	X
	Establishments with 1,000 employees or more	—	X	X	X
561	Administrative and support services				
	All establishments	551	9 490	54 416	255 570
	Establishments with 1 to 4 employees	323	X	X	X
	Establishments with 5 to 9 employees	80	X	X	X
	Establishments with 10 to 19 employees	50	X	X	X
	Establishments with 20 to 49 employees	48	X	X	X
	Establishments with 50 to 99 employees	25	X	X	X
	Establishments with 100 to 249 employees	21	X	X	X
	Establishments with 250 to 499 employees	4	X	X	X
	Establishments with 500 to 999 employees	—	X	X	X
	Establishments with 1,000 employees or more	—	X	X	X
5611	Office administrative services				
	All establishments	34	544	5 036	20 085
	Establishments with 1 to 4 employees	20	X	X	X
	Establishments with 5 to 9 employees	2	X	X	X
	Establishments with 10 to 19 employees	7	X	X	X
	Establishments with 20 to 49 employees	3	X	X	X
	Establishments with 50 to 99 employees	1	X	X	X
	Establishments with 100 to 249 employees	—	X	X	X
	Establishments with 250 to 499 employees	1	X	X	X
	Establishments with 500 to 999 employees	—	X	X	X
	Establishments with 1,000 employees or more	—	X	X	X
56111	Office administrative services				
	All establishments	34	544	5 036	20 085
	Establishments with 1 to 4 employees	20	X	X	X
	Establishments with 5 to 9 employees	2	X	X	X
	Establishments with 10 to 19 employees	7	X	X	X
	Establishments with 20 to 49 employees	3	X	X	X
	Establishments with 50 to 99 employees	1	X	X	X
	Establishments with 100 to 249 employees	—	X	X	X
	Establishments with 250 to 499 employees	1	X	X	X
	Establishments with 500 to 999 employees	—	X	X	X
	Establishments with 1,000 employees or more	—	X	X	X
561110	Office administrative services				
	All establishments	34	544	5 036	20 085
	Establishments with 1 to 4 employees	20	X	X	X
	Establishments with 5 to 9 employees	2	X	X	X
	Establishments with 10 to 19 employees	7	X	X	X
	Establishments with 20 to 49 employees	3	X	X	X
	Establishments with 50 to 99 employees	1	X	X	X
	Establishments with 100 to 249 employees	—	X	X	X
	Establishments with 250 to 499 employees	1	X	X	X
	Establishments with 500 to 999 employees	—	X	X	X
	Establishments with 1,000 employees or more	—	X	X	X

See footnotes at end of table.

Table 5. Establishments, Employees, and Payroll by Industry and Employment Size of Establishments by County: 2004—Con.

[Excludes most government employees, railroad employees, and self-employed persons. Size class 1 to 4 employees includes establishments having payroll, but no employees, during mid-March pay period. For meaning of abbreviations and symbols, see introductory text. For explanation of terms, see Appendix A. For statement on reliability, see the note at the end of the table and Appendix C]

NAICS code	Geography, kind of business, and employment size class	Establishments (number)	Paid employees for pay period including March 12 (number)	First-quarter payroll (\$1,000)	Annual payroll (\$1,000)
	MERCER—Con.				
56	Administrative and support and waste management and remediation services—Con.				
561	Administrative and support services—Con.				
5611	Office administrative services—Con.				
56111	Office administrative services—Con.				
561110	Office administrative services—Con.				
	All establishments—Con.				
	Establishments with 500 to 999 employees	—	X	X	X
	Establishments with 1,000 employees or more	—	X	X	X
5613	Employment services				
	All establishments	70	3 764	17 511	86 324
	Establishments with 1 to 4 employees	21	X	X	X
	Establishments with 5 to 9 employees	6	X	X	X
	Establishments with 10 to 19 employees	9	X	X	X
	Establishments with 20 to 49 employees	10	X	X	X
	Establishments with 50 to 99 employees	13	X	X	X
	Establishments with 100 to 249 employees	9	X	X	X
	Establishments with 250 to 499 employees	2	X	X	X
	Establishments with 500 to 999 employees	—	X	X	X
	Establishments with 1,000 employees or more	—	X	X	X
56132	Temporary help services				
	All establishments	49	3 228	13 086	63 514
	Establishments with 1 to 4 employees	12	X	X	X
	Establishments with 5 to 9 employees	3	X	X	X
	Establishments with 10 to 19 employees	6	X	X	X
	Establishments with 20 to 49 employees	7	X	X	X
	Establishments with 50 to 99 employees	12	X	X	X
	Establishments with 100 to 249 employees	7	X	X	X
	Establishments with 250 to 499 employees	2	X	X	X
	Establishments with 500 to 999 employees	—	X	X	X
	Establishments with 1,000 employees or more	—	X	X	X
561320	Temporary help services				
	All establishments	49	3 228	13 086	63 514
	Establishments with 1 to 4 employees	12	X	X	X
	Establishments with 5 to 9 employees	3	X	X	X
	Establishments with 10 to 19 employees	6	X	X	X
	Establishments with 20 to 49 employees	7	X	X	X
	Establishments with 50 to 99 employees	12	X	X	X
	Establishments with 100 to 249 employees	7	X	X	X
	Establishments with 250 to 499 employees	2	X	X	X
	Establishments with 500 to 999 employees	—	X	X	X
	Establishments with 1,000 employees or more	—	X	X	X
56133	Professional employer organizations				
	All establishments	7	447	3 762	19 084
	Establishments with 1 to 4 employees	1	X	X	X
	Establishments with 5 to 9 employees	—	X	X	X
	Establishments with 10 to 19 employees	2	X	X	X
	Establishments with 20 to 49 employees	1	X	X	X
	Establishments with 50 to 99 employees	1	X	X	X
	Establishments with 100 to 249 employees	2	X	X	X
	Establishments with 250 to 499 employees	—	X	X	X
	Establishments with 500 to 999 employees	—	X	X	X
	Establishments with 1,000 employees or more	—	X	X	X
561330	Professional employer organizations				
	All establishments	7	447	3 762	19 084
	Establishments with 1 to 4 employees	1	X	X	X
	Establishments with 5 to 9 employees	—	X	X	X
	Establishments with 10 to 19 employees	2	X	X	X
	Establishments with 20 to 49 employees	1	X	X	X
	Establishments with 50 to 99 employees	1	X	X	X
	Establishments with 100 to 249 employees	2	X	X	X
	Establishments with 250 to 499 employees	—	X	X	X
	Establishments with 500 to 999 employees	—	X	X	X
	Establishments with 1,000 employees or more	—	X	X	X
5614	Business support services				
	All establishments	56	851	5 168	22 581
	Establishments with 1 to 4 employees	33	X	X	X
	Establishments with 5 to 9 employees	10	X	X	X
	Establishments with 10 to 19 employees	3	X	X	X
	Establishments with 20 to 49 employees	5	X	X	X
	Establishments with 50 to 99 employees	2	X	X	X
	Establishments with 100 to 249 employees	3	X	X	X
	Establishments with 250 to 499 employees	—	X	X	X
	Establishments with 500 to 999 employees	—	X	X	X
	Establishments with 1,000 employees or more	—	X	X	X

See footnotes at end of table.

Table 5. Establishments, Employees, and Payroll by Industry and Employment Size of Establishments by County: 2004—Con.

[Excludes most government employees, railroad employees, and self-employed persons. Size class 1 to 4 employees includes establishments having payroll, but no employees, during mid-March pay period. For meaning of abbreviations and symbols, see introductory text. For explanation of terms, see Appendix A. For statement on reliability, see the note at the end of the table and Appendix C]

NAICS code	Geography, kind of business, and employment size class	Establishments (number)	Paid employees for pay period including March 12 (number)	First-quarter payroll (\$1,000)	Annual payroll (\$1,000)
56	MERCER—Con.				
	Administrative and support and waste management and remediation services—Con.				
561	Administrative and support services—Con.				
5614	Business support services—Con.				
56143	Business service centers				
	All establishments	15	148	1 334	5 537
	Establishments with 1 to 4 employees	6	X	X	X
	Establishments with 5 to 9 employees	7	X	X	X
	Establishments with 10 to 19 employees	—	X	X	X
	Establishments with 20 to 49 employees	1	X	X	X
	Establishments with 50 to 99 employees	1	X	X	X
	Establishments with 100 to 249 employees	—	X	X	X
	Establishments with 250 to 499 employees	—	X	X	X
	Establishments with 500 to 999 employees	—	X	X	X
	Establishments with 1,000 employees or more	—	X	X	X
56144	Collection agencies				
	All establishments	10	540	2 216	9 889
	Establishments with 1 to 4 employees	5	X	X	X
	Establishments with 5 to 9 employees	—	X	X	X
	Establishments with 10 to 19 employees	—	X	X	X
	Establishments with 20 to 49 employees	1	X	X	X
	Establishments with 50 to 99 employees	1	X	X	X
	Establishments with 100 to 249 employees	3	X	X	X
	Establishments with 250 to 499 employees	—	X	X	X
	Establishments with 500 to 999 employees	—	X	X	X
	Establishments with 1,000 employees or more	—	X	X	X
561440	Collection agencies				
	All establishments	10	540	2 216	9 889
	Establishments with 1 to 4 employees	5	X	X	X
	Establishments with 5 to 9 employees	—	X	X	X
	Establishments with 10 to 19 employees	—	X	X	X
	Establishments with 20 to 49 employees	1	X	X	X
	Establishments with 50 to 99 employees	1	X	X	X
	Establishments with 100 to 249 employees	3	X	X	X
	Establishments with 250 to 499 employees	—	X	X	X
	Establishments with 500 to 999 employees	—	X	X	X
	Establishments with 1,000 employees or more	—	X	X	X
5615	Travel arrangement and reservation services				
	All establishments	40	477	4 635	18 390
	Establishments with 1 to 4 employees	25	X	X	X
	Establishments with 5 to 9 employees	9	X	X	X
	Establishments with 10 to 19 employees	1	X	X	X
	Establishments with 20 to 49 employees	3	X	X	X
	Establishments with 50 to 99 employees	1	X	X	X
	Establishments with 100 to 249 employees	1	X	X	X
	Establishments with 250 to 499 employees	—	X	X	X
	Establishments with 500 to 999 employees	—	X	X	X
	Establishments with 1,000 employees or more	—	X	X	X
56151	Travel agencies				
	All establishments	32	c	D	D
	Establishments with 1 to 4 employees	20	X	X	X
	Establishments with 5 to 9 employees	8	X	X	X
	Establishments with 10 to 19 employees	1	X	X	X
	Establishments with 20 to 49 employees	3	X	X	X
	Establishments with 50 to 99 employees	—	X	X	X
	Establishments with 100 to 249 employees	—	X	X	X
	Establishments with 250 to 499 employees	—	X	X	X
	Establishments with 500 to 999 employees	—	X	X	X
	Establishments with 1,000 employees or more	—	X	X	X
561510	Travel agencies				
	All establishments	32	c	D	D
	Establishments with 1 to 4 employees	20	X	X	X
	Establishments with 5 to 9 employees	8	X	X	X
	Establishments with 10 to 19 employees	1	X	X	X
	Establishments with 20 to 49 employees	3	X	X	X
	Establishments with 50 to 99 employees	—	X	X	X
	Establishments with 100 to 249 employees	—	X	X	X
	Establishments with 250 to 499 employees	—	X	X	X
	Establishments with 500 to 999 employees	—	X	X	X
	Establishments with 1,000 employees or more	—	X	X	X
56159	Other travel arrangement and reservation services				
	All establishments	6	e	D	D
	Establishments with 1 to 4 employees	3	X	X	X
	Establishments with 5 to 9 employees	1	X	X	X
	Establishments with 10 to 19 employees	—	X	X	X
	Establishments with 20 to 49 employees	—	X	X	X
	Establishments with 50 to 99 employees	1	X	X	X
	Establishments with 100 to 249 employees	1	X	X	X
	Establishments with 250 to 499 employees	—	X	X	X
	Establishments with 500 to 999 employees	—	X	X	X
	Establishments with 1,000 employees or more	—	X	X	X

See footnotes at end of table.

Table 5. Establishments, Employees, and Payroll by Industry and Employment Size of Establishments by County: 2004—Con.

[Excludes most government employees, railroad employees, and self-employed persons. Size class 1 to 4 employees includes establishments having payroll, but no employees, during mid-March pay period. For meaning of abbreviations and symbols, see introductory text. For explanation of terms, see Appendix A. For statement on reliability, see the note at the end of the table and Appendix C]

NAICS code	Geography, kind of business, and employment size class	Establishments (number)	Paid employees for pay period including March 12 (number)	First-quarter payroll (\$1,000)	Annual payroll (\$1,000)
MERCER—Con.					
56	Administrative and support and waste management and remediation services—Con.				
561	Administrative and support services—Con.				
5615	Travel arrangement and reservation services—Con.				
56159	Other travel arrangement and reservation services—Con.				
561599	All other travel arrangement and reservation services				
	All establishments	5	e	D	D
	Establishments with 1 to 4 employees	2	X	X	X
	Establishments with 5 to 9 employees	1	X	X	X
	Establishments with 10 to 19 employees	—	X	X	X
	Establishments with 20 to 49 employees	—	X	X	X
	Establishments with 50 to 99 employees	1	X	X	X
	Establishments with 100 to 249 employees	1	X	X	X
	Establishments with 250 to 499 employees	—	X	X	X
	Establishments with 500 to 999 employees	—	X	X	X
	Establishments with 1,000 employees or more	—	X	X	X
5616	Investigation and security services				
	All establishments	30	568	3 833	15 097
	Establishments with 1 to 4 employees	16	X	X	X
	Establishments with 5 to 9 employees	5	X	X	X
	Establishments with 10 to 19 employees	2	X	X	X
	Establishments with 20 to 49 employees	4	X	X	X
	Establishments with 50 to 99 employees	1	X	X	X
	Establishments with 100 to 249 employees	2	X	X	X
	Establishments with 250 to 499 employees	—	X	X	X
	Establishments with 500 to 999 employees	—	X	X	X
	Establishments with 1,000 employees or more	—	X	X	X
56161	Investigation, guard, and armored car services				
	All establishments	17	531	3 528	13 810
	Establishments with 1 to 4 employees	6	X	X	X
	Establishments with 5 to 9 employees	2	X	X	X
	Establishments with 10 to 19 employees	2	X	X	X
	Establishments with 20 to 49 employees	4	X	X	X
	Establishments with 50 to 99 employees	1	X	X	X
	Establishments with 100 to 249 employees	2	X	X	X
	Establishments with 250 to 499 employees	—	X	X	X
	Establishments with 500 to 999 employees	—	X	X	X
	Establishments with 1,000 employees or more	—	X	X	X
561612	Security guards and patrol services				
	All establishments	7	288	1 481	6 223
	Establishments with 1 to 4 employees	1	X	X	X
	Establishments with 5 to 9 employees	2	X	X	X
	Establishments with 10 to 19 employees	1	X	X	X
	Establishments with 20 to 49 employees	1	X	X	X
	Establishments with 50 to 99 employees	1	X	X	X
	Establishments with 100 to 249 employees	1	X	X	X
	Establishments with 250 to 499 employees	—	X	X	X
	Establishments with 500 to 999 employees	—	X	X	X
	Establishments with 1,000 employees or more	—	X	X	X
561613	Armored car services				
	All establishments	3	197	1 377	4 635
	Establishments with 1 to 4 employees	—	X	X	X
	Establishments with 5 to 9 employees	—	X	X	X
	Establishments with 10 to 19 employees	—	X	X	X
	Establishments with 20 to 49 employees	2	X	X	X
	Establishments with 50 to 99 employees	—	X	X	X
	Establishments with 100 to 249 employees	1	X	X	X
	Establishments with 250 to 499 employees	—	X	X	X
	Establishments with 500 to 999 employees	—	X	X	X
	Establishments with 1,000 employees or more	—	X	X	X
5617	Services to buildings and dwellings				
	All establishments	287	2 667	11 002	61 274
	Establishments with 1 to 4 employees	190	X	X	X
	Establishments with 5 to 9 employees	43	X	X	X
	Establishments with 10 to 19 employees	26	X	X	X
	Establishments with 20 to 49 employees	18	X	X	X
	Establishments with 50 to 99 employees	5	X	X	X
	Establishments with 100 to 249 employees	4	X	X	X
	Establishments with 250 to 499 employees	1	X	X	X
	Establishments with 500 to 999 employees	—	X	X	X
	Establishments with 1,000 employees or more	—	X	X	X
56171	Exterminating and pest control services				
	All establishments	10	137	1 067	5 067
	Establishments with 1 to 4 employees	4	X	X	X
	Establishments with 5 to 9 employees	2	X	X	X
	Establishments with 10 to 19 employees	—	X	X	X
	Establishments with 20 to 49 employees	3	X	X	X
	Establishments with 50 to 99 employees	1	X	X	X
	Establishments with 100 to 249 employees	—	X	X	X
	Establishments with 250 to 499 employees	—	X	X	X

See footnotes at end of table.

Table 5. Establishments, Employees, and Payroll by Industry and Employment Size of Establishments by County: 2004—Con.

[Excludes most government employees, railroad employees, and self-employed persons. Size class 1 to 4 employees includes establishments having payroll, but no employees, during mid-March pay period. For meaning of abbreviations and symbols, see introductory text. For explanation of terms, see Appendix A. For statement on reliability, see the note at the end of the table and Appendix C]

NAICS code	Geography, kind of business, and employment size class	Establishments (number)	Paid employees for pay period including March 12 (number)	First-quarter payroll (\$1,000)	Annual payroll (\$1,000)
	MERCER—Con.				
56	Administrative and support and waste management and remediation services—Con.				
561	Administrative and support services—Con.				
5617	Services to buildings and dwellings—Con.				
56171	Exterminating and pest control services—Con.				
	All establishments—Con.				
	Establishments with 500 to 999 employees	—	X	X	X
	Establishments with 1,000 employees or more	—	X	X	X
561710	Exterminating and pest control services				
	All establishments	10	137	1 067	5 067
	Establishments with 1 to 4 employees	4	X	X	X
	Establishments with 5 to 9 employees	2	X	X	X
	Establishments with 10 to 19 employees	—	X	X	X
	Establishments with 20 to 49 employees	3	X	X	X
	Establishments with 50 to 99 employees	1	X	X	X
	Establishments with 100 to 249 employees	—	X	X	X
	Establishments with 250 to 499 employees	—	X	X	X
	Establishments with 500 to 999 employees	—	X	X	X
	Establishments with 1,000 employees or more	—	X	X	X
56172	Janitorial services				
	All establishments	89	1 690	5 372	21 811
	Establishments with 1 to 4 employees	45	X	X	X
	Establishments with 5 to 9 employees	21	X	X	X
	Establishments with 10 to 19 employees	9	X	X	X
	Establishments with 20 to 49 employees	7	X	X	X
	Establishments with 50 to 99 employees	2	X	X	X
	Establishments with 100 to 249 employees	4	X	X	X
	Establishments with 250 to 499 employees	1	X	X	X
	Establishments with 500 to 999 employees	—	X	X	X
	Establishments with 1,000 employees or more	—	X	X	X
561720	Janitorial services				
	All establishments	89	1 690	5 372	21 811
	Establishments with 1 to 4 employees	45	X	X	X
	Establishments with 5 to 9 employees	21	X	X	X
	Establishments with 10 to 19 employees	9	X	X	X
	Establishments with 20 to 49 employees	7	X	X	X
	Establishments with 50 to 99 employees	2	X	X	X
	Establishments with 100 to 249 employees	4	X	X	X
	Establishments with 250 to 499 employees	1	X	X	X
	Establishments with 500 to 999 employees	—	X	X	X
	Establishments with 1,000 employees or more	—	X	X	X
56173	Landscaping services				
	All establishments	166	709	3 699	28 760
	Establishments with 1 to 4 employees	126	X	X	X
	Establishments with 5 to 9 employees	17	X	X	X
	Establishments with 10 to 19 employees	15	X	X	X
	Establishments with 20 to 49 employees	6	X	X	X
	Establishments with 50 to 99 employees	2	X	X	X
	Establishments with 100 to 249 employees	—	X	X	X
	Establishments with 250 to 499 employees	—	X	X	X
	Establishments with 500 to 999 employees	—	X	X	X
	Establishments with 1,000 employees or more	—	X	X	X
561730	Landscaping services				
	All establishments	166	709	3 699	28 760
	Establishments with 1 to 4 employees	126	X	X	X
	Establishments with 5 to 9 employees	17	X	X	X
	Establishments with 10 to 19 employees	15	X	X	X
	Establishments with 20 to 49 employees	6	X	X	X
	Establishments with 50 to 99 employees	2	X	X	X
	Establishments with 100 to 249 employees	—	X	X	X
	Establishments with 250 to 499 employees	—	X	X	X
	Establishments with 500 to 999 employees	—	X	X	X
	Establishments with 1,000 employees or more	—	X	X	X
5619	Other support services				
	All establishments	29	537	6 454	28 390
	Establishments with 1 to 4 employees	14	X	X	X
	Establishments with 5 to 9 employees	5	X	X	X
	Establishments with 10 to 19 employees	2	X	X	X
	Establishments with 20 to 49 employees	5	X	X	X
	Establishments with 50 to 99 employees	1	X	X	X
	Establishments with 100 to 249 employees	2	X	X	X
	Establishments with 250 to 499 employees	—	X	X	X
	Establishments with 500 to 999 employees	—	X	X	X
	Establishments with 1,000 employees or more	—	X	X	X

See footnotes at end of table.

Table 5. Establishments, Employees, and Payroll by Industry and Employment Size of Establishments by County: 2004—Con.

[Excludes most government employees, railroad employees, and self-employed persons. Size class 1 to 4 employees includes establishments having payroll, but no employees, during mid-March pay period. For meaning of abbreviations and symbols, see introductory text. For explanation of terms, see Appendix A. For statement on reliability, see the note at the end of the table and Appendix C]

NAICS code	Geography, kind of business, and employment size class	Establishments (number)	Paid employees for pay period including March 12 (number)	First-quarter payroll (\$1,000)	Annual payroll (\$1,000)
56	MERCER—Con.				
	Administrative and support and waste management and remediation services—Con.				
561	Administrative and support services—Con.				
5619	Other support services—Con.				
56199	All other support services				
	All establishments	18	411	4 554	21 790
	Establishments with 1 to 4 employees	9	X	X	X
	Establishments with 5 to 9 employees	3	X	X	X
	Establishments with 10 to 19 employees	2	X	X	X
	Establishments with 20 to 49 employees	1	X	X	X
	Establishments with 50 to 99 employees	1	X	X	X
	Establishments with 100 to 249 employees	2	X	X	X
	Establishments with 250 to 499 employees	—	X	X	X
	Establishments with 500 to 999 employees	—	X	X	X
	Establishments with 1,000 employees or more	—	X	X	X
561990	All other support services				
	All establishments	18	411	4 554	21 790
	Establishments with 1 to 4 employees	9	X	X	X
	Establishments with 5 to 9 employees	3	X	X	X
	Establishments with 10 to 19 employees	2	X	X	X
	Establishments with 20 to 49 employees	1	X	X	X
	Establishments with 50 to 99 employees	1	X	X	X
	Establishments with 100 to 249 employees	2	X	X	X
	Establishments with 250 to 499 employees	—	X	X	X
	Establishments with 500 to 999 employees	—	X	X	X
	Establishments with 1,000 employees or more	—	X	X	X
562	Waste management and remediation services				
	All establishments	15	327	4 417	17 163
	Establishments with 1 to 4 employees	6	X	X	X
	Establishments with 5 to 9 employees	3	X	X	X
	Establishments with 10 to 19 employees	5	X	X	X
	Establishments with 20 to 49 employees	—	X	X	X
	Establishments with 50 to 99 employees	—	X	X	X
	Establishments with 100 to 249 employees	1	X	X	X
	Establishments with 250 to 499 employees	—	X	X	X
	Establishments with 500 to 999 employees	—	X	X	X
	Establishments with 1,000 employees or more	—	X	X	X
5621	Waste collection				
	All establishments	8	276	3 062	12 450
	Establishments with 1 to 4 employees	2	X	X	X
	Establishments with 5 to 9 employees	2	X	X	X
	Establishments with 10 to 19 employees	3	X	X	X
	Establishments with 20 to 49 employees	—	X	X	X
	Establishments with 50 to 99 employees	—	X	X	X
	Establishments with 100 to 249 employees	1	X	X	X
	Establishments with 250 to 499 employees	—	X	X	X
	Establishments with 500 to 999 employees	—	X	X	X
	Establishments with 1,000 employees or more	—	X	X	X
56211	Waste collection				
	All establishments	8	276	3 062	12 450
	Establishments with 1 to 4 employees	2	X	X	X
	Establishments with 5 to 9 employees	2	X	X	X
	Establishments with 10 to 19 employees	3	X	X	X
	Establishments with 20 to 49 employees	—	X	X	X
	Establishments with 50 to 99 employees	—	X	X	X
	Establishments with 100 to 249 employees	1	X	X	X
	Establishments with 250 to 499 employees	—	X	X	X
	Establishments with 500 to 999 employees	—	X	X	X
	Establishments with 1,000 employees or more	—	X	X	X
562111	Solid waste collection				
	All establishments	7	e	D	D
	Establishments with 1 to 4 employees	2	X	X	X
	Establishments with 5 to 9 employees	1	X	X	X
	Establishments with 10 to 19 employees	3	X	X	X
	Establishments with 20 to 49 employees	—	X	X	X
	Establishments with 50 to 99 employees	—	X	X	X
	Establishments with 100 to 249 employees	1	X	X	X
	Establishments with 250 to 499 employees	—	X	X	X
	Establishments with 500 to 999 employees	—	X	X	X
	Establishments with 1,000 employees or more	—	X	X	X
61	Educational services				
	All establishments	196	21 072	203 986	843 820
	Establishments with 1 to 4 employees	87	X	X	X
	Establishments with 5 to 9 employees	22	X	X	X
	Establishments with 10 to 19 employees	23	X	X	X
	Establishments with 20 to 49 employees	32	X	X	X
	Establishments with 50 to 99 employees	10	X	X	X
	Establishments with 100 to 249 employees	11	X	X	X
	Establishments with 250 to 499 employees	6	X	X	X
	Establishments with 500 to 999 employees	1	X	X	X
	Establishments with 1,000 employees or more	4	X	X	X

See footnotes at end of table.

Table 5. Establishments, Employees, and Payroll by Industry and Employment Size of Establishments by County: 2004—Con.

[Excludes most government employees, railroad employees, and self-employed persons. Size class 1 to 4 employees includes establishments having payroll, but no employees, during mid-March pay period. For meaning of abbreviations and symbols, see introductory text. For explanation of terms, see Appendix A. For statement on reliability, see the note at the end of the table and Appendix C]

NAICS code	Geography, kind of business, and employment size class	Establishments (number)	Paid employees for pay period including March 12 (number)	First-quarter payroll (\$1,000)	Annual payroll (\$1,000)
	MERCER—Con.				
61	Educational services—Con.				
611	Educational services				
	All establishments	196	21 072	203 986	843 820
	Establishments with 1 to 4 employees	87	X	X	X
	Establishments with 5 to 9 employees	22	X	X	X
	Establishments with 10 to 19 employees	23	X	X	X
	Establishments with 20 to 49 employees	32	X	X	X
	Establishments with 50 to 99 employees	10	X	X	X
	Establishments with 100 to 249 employees	11	X	X	X
	Establishments with 250 to 499 employees	6	X	X	X
	Establishments with 500 to 999 employees	1	X	X	X
	Establishments with 1,000 employees or more	4	X	X	X
6111	Elementary and secondary schools				
	All establishments	51	3 355	28 368	112 871
	Establishments with 1 to 4 employees	8	X	X	X
	Establishments with 5 to 9 employees	4	X	X	X
	Establishments with 10 to 19 employees	7	X	X	X
	Establishments with 20 to 49 employees	15	X	X	X
	Establishments with 50 to 99 employees	6	X	X	X
	Establishments with 100 to 249 employees	8	X	X	X
	Establishments with 250 to 499 employees	2	X	X	X
	Establishments with 500 to 999 employees	1	X	X	X
	Establishments with 1,000 employees or more	—	X	X	X
61111	Elementary and secondary schools				
	All establishments	51	3 355	28 368	112 871
	Establishments with 1 to 4 employees	8	X	X	X
	Establishments with 5 to 9 employees	4	X	X	X
	Establishments with 10 to 19 employees	7	X	X	X
	Establishments with 20 to 49 employees	15	X	X	X
	Establishments with 50 to 99 employees	6	X	X	X
	Establishments with 100 to 249 employees	8	X	X	X
	Establishments with 250 to 499 employees	2	X	X	X
	Establishments with 500 to 999 employees	1	X	X	X
	Establishments with 1,000 employees or more	—	X	X	X
611110	Elementary and secondary schools				
	All establishments	51	3 355	28 368	112 871
	Establishments with 1 to 4 employees	8	X	X	X
	Establishments with 5 to 9 employees	4	X	X	X
	Establishments with 10 to 19 employees	7	X	X	X
	Establishments with 20 to 49 employees	15	X	X	X
	Establishments with 50 to 99 employees	6	X	X	X
	Establishments with 100 to 249 employees	8	X	X	X
	Establishments with 250 to 499 employees	2	X	X	X
	Establishments with 500 to 999 employees	1	X	X	X
	Establishments with 1,000 employees or more	—	X	X	X
6113	Colleges and universities				
	All establishments	10	12 486	115 789	477 817
	Establishments with 1 to 4 employees	1	X	X	X
	Establishments with 5 to 9 employees	1	X	X	X
	Establishments with 10 to 19 employees	1	X	X	X
	Establishments with 20 to 49 employees	1	X	X	X
	Establishments with 50 to 99 employees	—	X	X	X
	Establishments with 100 to 249 employees	1	X	X	X
	Establishments with 250 to 499 employees	2	X	X	X
	Establishments with 500 to 999 employees	—	X	X	X
	Establishments with 1,000 employees or more	3	X	X	X
61131	Colleges and universities				
	All establishments	10	12 486	115 789	477 817
	Establishments with 1 to 4 employees	1	X	X	X
	Establishments with 5 to 9 employees	1	X	X	X
	Establishments with 10 to 19 employees	1	X	X	X
	Establishments with 20 to 49 employees	1	X	X	X
	Establishments with 50 to 99 employees	—	X	X	X
	Establishments with 100 to 249 employees	1	X	X	X
	Establishments with 250 to 499 employees	2	X	X	X
	Establishments with 500 to 999 employees	—	X	X	X
	Establishments with 1,000 employees or more	3	X	X	X
611310	Colleges and universities				
	All establishments	10	12 486	115 789	477 817
	Establishments with 1 to 4 employees	1	X	X	X
	Establishments with 5 to 9 employees	1	X	X	X
	Establishments with 10 to 19 employees	1	X	X	X
	Establishments with 20 to 49 employees	1	X	X	X
	Establishments with 50 to 99 employees	—	X	X	X
	Establishments with 100 to 249 employees	1	X	X	X
	Establishments with 250 to 499 employees	2	X	X	X
	Establishments with 500 to 999 employees	—	X	X	X
	Establishments with 1,000 employees or more	3	X	X	X

See footnotes at end of table.

Table 5. Establishments, Employees, and Payroll by Industry and Employment Size of Establishments by County: 2004—Con.

[Excludes most government employees, railroad employees, and self-employed persons. Size class 1 to 4 employees includes establishments having payroll, but no employees, during mid-March pay period. For meaning of abbreviations and symbols, see introductory text. For explanation of terms, see Appendix A. For statement on reliability, see the note at the end of the table and Appendix C]

NAICS code	Geography, kind of business, and employment size class	Establishments (number)	Paid employees for pay period including March 12 (number)	First-quarter payroll (\$1,000)	Annual payroll (\$1,000)
MERCER—Con.					
61	Educational services—Con.				
611	Educational services—Con.				
6114	Business schools and computer and management training				
	All establishments	13	121	2 290	8 618
	Establishments with 1 to 4 employees	10	X	X	X
	Establishments with 5 to 9 employees	1	X	X	X
	Establishments with 10 to 19 employees	1	X	X	X
	Establishments with 20 to 49 employees	—	X	X	X
	Establishments with 50 to 99 employees	1	X	X	X
	Establishments with 100 to 249 employees	—	X	X	X
	Establishments with 250 to 499 employees	—	X	X	X
	Establishments with 500 to 999 employees	—	X	X	X
	Establishments with 1,000 employees or more	—	X	X	X
61143	Professional and management development training				
	All establishments	8	104	2 221	8 233
	Establishments with 1 to 4 employees	6	X	X	X
	Establishments with 5 to 9 employees	1	X	X	X
	Establishments with 10 to 19 employees	—	X	X	X
	Establishments with 20 to 49 employees	—	X	X	X
	Establishments with 50 to 99 employees	1	X	X	X
	Establishments with 100 to 249 employees	—	X	X	X
	Establishments with 250 to 499 employees	—	X	X	X
	Establishments with 500 to 999 employees	—	X	X	X
	Establishments with 1,000 employees or more	—	X	X	X
611430	Professional and management development training				
	All establishments	8	104	2 221	8 233
	Establishments with 1 to 4 employees	6	X	X	X
	Establishments with 5 to 9 employees	1	X	X	X
	Establishments with 10 to 19 employees	—	X	X	X
	Establishments with 20 to 49 employees	—	X	X	X
	Establishments with 50 to 99 employees	1	X	X	X
	Establishments with 100 to 249 employees	—	X	X	X
	Establishments with 250 to 499 employees	—	X	X	X
	Establishments with 500 to 999 employees	—	X	X	X
	Establishments with 1,000 employees or more	—	X	X	X
6115	Technical and trade schools				
	All establishments	11	c	D	D
	Establishments with 1 to 4 employees	5	X	X	X
	Establishments with 5 to 9 employees	3	X	X	X
	Establishments with 10 to 19 employees	2	X	X	X
	Establishments with 20 to 49 employees	—	X	X	X
	Establishments with 50 to 99 employees	1	X	X	X
	Establishments with 100 to 249 employees	—	X	X	X
	Establishments with 250 to 499 employees	—	X	X	X
	Establishments with 500 to 999 employees	—	X	X	X
	Establishments with 1,000 employees or more	—	X	X	X
61151	Technical and trade schools				
	All establishments	11	c	D	D
	Establishments with 1 to 4 employees	5	X	X	X
	Establishments with 5 to 9 employees	3	X	X	X
	Establishments with 10 to 19 employees	2	X	X	X
	Establishments with 20 to 49 employees	—	X	X	X
	Establishments with 50 to 99 employees	1	X	X	X
	Establishments with 100 to 249 employees	—	X	X	X
	Establishments with 250 to 499 employees	—	X	X	X
	Establishments with 500 to 999 employees	—	X	X	X
	Establishments with 1,000 employees or more	—	X	X	X
6116	Other schools and instruction				
	All establishments	86	1 072	5 281	22 156
	Establishments with 1 to 4 employees	49	X	X	X
	Establishments with 5 to 9 employees	12	X	X	X
	Establishments with 10 to 19 employees	10	X	X	X
	Establishments with 20 to 49 employees	12	X	X	X
	Establishments with 50 to 99 employees	1	X	X	X
	Establishments with 100 to 249 employees	1	X	X	X
	Establishments with 250 to 499 employees	1	X	X	X
	Establishments with 500 to 999 employees	—	X	X	X
	Establishments with 1,000 employees or more	—	X	X	X
61161	Fine arts schools				
	All establishments	21	131	594	2 705
	Establishments with 1 to 4 employees	11	X	X	X
	Establishments with 5 to 9 employees	7	X	X	X
	Establishments with 10 to 19 employees	1	X	X	X
	Establishments with 20 to 49 employees	2	X	X	X
	Establishments with 50 to 99 employees	—	X	X	X
	Establishments with 100 to 249 employees	—	X	X	X
	Establishments with 250 to 499 employees	—	X	X	X
	Establishments with 500 to 999 employees	—	X	X	X
	Establishments with 1,000 employees or more	—	X	X	X

See footnotes at end of table.

Table 5. Establishments, Employees, and Payroll by Industry and Employment Size of Establishments by County: 2004—Con.

[Excludes most government employees, railroad employees, and self-employed persons. Size class 1 to 4 employees includes establishments having payroll, but no employees, during mid-March pay period. For meaning of abbreviations and symbols, see introductory text. For explanation of terms, see Appendix A. For statement on reliability, see the note at the end of the table and Appendix C]

NAICS code	Geography, kind of business, and employment size class	Establishments (number)	Paid employees for pay period including March 12 (number)	First-quarter payroll (\$1,000)	Annual payroll (\$1,000)
61	MERCER—Con.				
	Educational services—Con.				
611	Educational services—Con.				
6116	Other schools and instruction—Con.				
61161	Fine arts schools—Con.				
611610	Fine arts schools				
	All establishments	21	131	594	2 705
	Establishments with 1 to 4 employees	11	X	X	X
	Establishments with 5 to 9 employees	7	X	X	X
	Establishments with 10 to 19 employees	1	X	X	X
	Establishments with 20 to 49 employees	2	X	X	X
	Establishments with 50 to 99 employees	—	X	X	X
	Establishments with 100 to 249 employees	—	X	X	X
	Establishments with 250 to 499 employees	—	X	X	X
	Establishments with 500 to 999 employees	—	X	X	X
	Establishments with 1,000 employees or more	—	X	X	X
61162	Sports and recreation instruction				
	All establishments	25	163	589	2 878
	Establishments with 1 to 4 employees	16	X	X	X
	Establishments with 5 to 9 employees	5	X	X	X
	Establishments with 10 to 19 employees	2	X	X	X
	Establishments with 20 to 49 employees	1	X	X	X
	Establishments with 50 to 99 employees	1	X	X	X
	Establishments with 100 to 249 employees	—	X	X	X
	Establishments with 250 to 499 employees	—	X	X	X
	Establishments with 500 to 999 employees	—	X	X	X
	Establishments with 1,000 employees or more	—	X	X	X
611620	Sports and recreation instruction				
	All establishments	25	163	589	2 878
	Establishments with 1 to 4 employees	16	X	X	X
	Establishments with 5 to 9 employees	5	X	X	X
	Establishments with 10 to 19 employees	2	X	X	X
	Establishments with 20 to 49 employees	1	X	X	X
	Establishments with 50 to 99 employees	1	X	X	X
	Establishments with 100 to 249 employees	—	X	X	X
	Establishments with 250 to 499 employees	—	X	X	X
	Establishments with 500 to 999 employees	—	X	X	X
	Establishments with 1,000 employees or more	—	X	X	X
61163	Language schools				
	All establishments	7	214	1 721	6 122
	Establishments with 1 to 4 employees	2	X	X	X
	Establishments with 5 to 9 employees	—	X	X	X
	Establishments with 10 to 19 employees	1	X	X	X
	Establishments with 20 to 49 employees	3	X	X	X
	Establishments with 50 to 99 employees	—	X	X	X
	Establishments with 100 to 249 employees	1	X	X	X
	Establishments with 250 to 499 employees	—	X	X	X
	Establishments with 500 to 999 employees	—	X	X	X
	Establishments with 1,000 employees or more	—	X	X	X
611630	Language schools				
	All establishments	7	214	1 721	6 122
	Establishments with 1 to 4 employees	2	X	X	X
	Establishments with 5 to 9 employees	—	X	X	X
	Establishments with 10 to 19 employees	1	X	X	X
	Establishments with 20 to 49 employees	3	X	X	X
	Establishments with 50 to 99 employees	—	X	X	X
	Establishments with 100 to 249 employees	1	X	X	X
	Establishments with 250 to 499 employees	—	X	X	X
	Establishments with 500 to 999 employees	—	X	X	X
	Establishments with 1,000 employees or more	—	X	X	X
61169	All other schools and instruction				
	All establishments	33	564	2 377	10 451
	Establishments with 1 to 4 employees	20	X	X	X
	Establishments with 5 to 9 employees	—	X	X	X
	Establishments with 10 to 19 employees	6	X	X	X
	Establishments with 20 to 49 employees	6	X	X	X
	Establishments with 50 to 99 employees	—	X	X	X
	Establishments with 100 to 249 employees	—	X	X	X
	Establishments with 250 to 499 employees	1	X	X	X
	Establishments with 500 to 999 employees	—	X	X	X
	Establishments with 1,000 employees or more	—	X	X	X
611691	Exam preparation and tutoring				
	All establishments	19	502	2 070	9 073
	Establishments with 1 to 4 employees	9	X	X	X
	Establishments with 5 to 9 employees	—	X	X	X
	Establishments with 10 to 19 employees	4	X	X	X
	Establishments with 20 to 49 employees	5	X	X	X
	Establishments with 50 to 99 employees	—	X	X	X
	Establishments with 100 to 249 employees	—	X	X	X
	Establishments with 250 to 499 employees	1	X	X	X
	Establishments with 500 to 999 employees	—	X	X	X

See footnotes at end of table.

Table 5. Establishments, Employees, and Payroll by Industry and Employment Size of Establishments by County: 2004—Con.

[Excludes most government employees, railroad employees, and self-employed persons. Size class 1 to 4 employees includes establishments having payroll, but no employees, during mid-March pay period. For meaning of abbreviations and symbols, see introductory text. For explanation of terms, see Appendix A. For statement on reliability, see the note at the end of the table and Appendix C]

NAICS code	Geography, kind of business, and employment size class	Establishments (number)	Paid employees for pay period including March 12 (number)	First-quarter payroll (\$1,000)	Annual payroll (\$1,000)
	MERCER—Con.				
61	Educational services—Con.				
611	Educational services—Con.				
6116	Other schools and instruction—Con.				
61169	All other schools and instruction—Con.				
611691	Exam preparation and tutoring—Con.				
	All establishments—Con.				
	Establishments with 1,000 employees or more	—	X	X	X
6117	Educational support services				
	All establishments	24	h	D	D
	Establishments with 1 to 4 employees	14	X	X	X
	Establishments with 5 to 9 employees	1	X	X	X
	Establishments with 10 to 19 employees	2	X	X	X
	Establishments with 20 to 49 employees	4	X	X	X
	Establishments with 50 to 99 employees	—	X	X	X
	Establishments with 100 to 249 employees	1	X	X	X
	Establishments with 250 to 499 employees	1	X	X	X
	Establishments with 500 to 999 employees	—	X	X	X
	Establishments with 1,000 employees or more	1	X	X	X
61171	Educational support services				
	All establishments	24	h	D	D
	Establishments with 1 to 4 employees	14	X	X	X
	Establishments with 5 to 9 employees	1	X	X	X
	Establishments with 10 to 19 employees	2	X	X	X
	Establishments with 20 to 49 employees	4	X	X	X
	Establishments with 50 to 99 employees	—	X	X	X
	Establishments with 100 to 249 employees	1	X	X	X
	Establishments with 250 to 499 employees	1	X	X	X
	Establishments with 500 to 999 employees	—	X	X	X
	Establishments with 1,000 employees or more	1	X	X	X
611710	Educational support services				
	All establishments	24	h	D	D
	Establishments with 1 to 4 employees	14	X	X	X
	Establishments with 5 to 9 employees	1	X	X	X
	Establishments with 10 to 19 employees	2	X	X	X
	Establishments with 20 to 49 employees	4	X	X	X
	Establishments with 50 to 99 employees	—	X	X	X
	Establishments with 100 to 249 employees	1	X	X	X
	Establishments with 250 to 499 employees	1	X	X	X
	Establishments with 500 to 999 employees	—	X	X	X
	Establishments with 1,000 employees or more	1	X	X	X
62	Health care and social assistance				
	All establishments	1 099	24 602	234 091	1 032 053
	Establishments with 1 to 4 employees	475	X	X	X
	Establishments with 5 to 9 employees	254	X	X	X
	Establishments with 10 to 19 employees	174	X	X	X
	Establishments with 20 to 49 employees	131	X	X	X
	Establishments with 50 to 99 employees	32	X	X	X
	Establishments with 100 to 249 employees	22	X	X	X
	Establishments with 250 to 499 employees	4	X	X	X
	Establishments with 500 to 999 employees	2	X	X	X
	Establishments with 1,000 employees or more	5	X	X	X
621	Ambulatory health care services				
	All establishments	785	7 137	79 675	393 566
	Establishments with 1 to 4 employees	401	X	X	X
	Establishments with 5 to 9 employees	205	X	X	X
	Establishments with 10 to 19 employees	96	X	X	X
	Establishments with 20 to 49 employees	60	X	X	X
	Establishments with 50 to 99 employees	18	X	X	X
	Establishments with 100 to 249 employees	5	X	X	X
	Establishments with 250 to 499 employees	—	X	X	X
	Establishments with 500 to 999 employees	—	X	X	X
	Establishments with 1,000 employees or more	—	X	X	X
6211	Offices of physicians				
	All establishments	379	3 125	42 744	221 637
	Establishments with 1 to 4 employees	183	X	X	X
	Establishments with 5 to 9 employees	105	X	X	X
	Establishments with 10 to 19 employees	55	X	X	X
	Establishments with 20 to 49 employees	31	X	X	X
	Establishments with 50 to 99 employees	4	X	X	X
	Establishments with 100 to 249 employees	1	X	X	X
	Establishments with 250 to 499 employees	—	X	X	X
	Establishments with 500 to 999 employees	—	X	X	X
	Establishments with 1,000 employees or more	—	X	X	X

See footnotes at end of table.

Table 5. Establishments, Employees, and Payroll by Industry and Employment Size of Establishments by County: 2004—Con.

[Excludes most government employees, railroad employees, and self-employed persons. Size class 1 to 4 employees includes establishments having payroll, but no employees, during mid-March pay period. For meaning of abbreviations and symbols, see introductory text. For explanation of terms, see Appendix A. For statement on reliability, see the note at the end of the table and Appendix C]

NAICS code	Geography, kind of business, and employment size class	Establishments (number)	Paid employees for pay period including March 12 (number)	First-quarter payroll (\$1,000)	Annual payroll (\$1,000)
MERCER—Con.					
62	Health care and social assistance—Con.				
621	Ambulatory health care services—Con.				
6211	Offices of physicians—Con.				
62111	Offices of physicians				
	All establishments	379	3 125	42 744	221 637
	Establishments with 1 to 4 employees	183	X	X	X
	Establishments with 5 to 9 employees	105	X	X	X
	Establishments with 10 to 19 employees	55	X	X	X
	Establishments with 20 to 49 employees	31	X	X	X
	Establishments with 50 to 99 employees	4	X	X	X
	Establishments with 100 to 249 employees	1	X	X	X
	Establishments with 250 to 499 employees	—	X	X	X
	Establishments with 500 to 999 employees	—	X	X	X
	Establishments with 1,000 employees or more	—	X	X	X
621111	Offices of physicians (except mental health specialists)				
	All establishments	353	3 056	41 871	217 155
	Establishments with 1 to 4 employees	161	X	X	X
	Establishments with 5 to 9 employees	102	X	X	X
	Establishments with 10 to 19 employees	54	X	X	X
	Establishments with 20 to 49 employees	31	X	X	X
	Establishments with 50 to 99 employees	4	X	X	X
	Establishments with 100 to 249 employees	1	X	X	X
	Establishments with 250 to 499 employees	—	X	X	X
	Establishments with 500 to 999 employees	—	X	X	X
	Establishments with 1,000 employees or more	—	X	X	X
6212	Offices of dentists				
	All establishments	173	1 267	12 532	61 705
	Establishments with 1 to 4 employees	83	X	X	X
	Establishments with 5 to 9 employees	58	X	X	X
	Establishments with 10 to 19 employees	22	X	X	X
	Establishments with 20 to 49 employees	6	X	X	X
	Establishments with 50 to 99 employees	3	X	X	X
	Establishments with 100 to 249 employees	1	X	X	X
	Establishments with 250 to 499 employees	—	X	X	X
	Establishments with 500 to 999 employees	—	X	X	X
	Establishments with 1,000 employees or more	—	X	X	X
62121	Offices of dentists				
	All establishments	173	1 267	12 532	61 705
	Establishments with 1 to 4 employees	83	X	X	X
	Establishments with 5 to 9 employees	58	X	X	X
	Establishments with 10 to 19 employees	22	X	X	X
	Establishments with 20 to 49 employees	6	X	X	X
	Establishments with 50 to 99 employees	3	X	X	X
	Establishments with 100 to 249 employees	1	X	X	X
	Establishments with 250 to 499 employees	—	X	X	X
	Establishments with 500 to 999 employees	—	X	X	X
	Establishments with 1,000 employees or more	—	X	X	X
621210	Offices of dentists				
	All establishments	173	1 267	12 532	61 705
	Establishments with 1 to 4 employees	83	X	X	X
	Establishments with 5 to 9 employees	58	X	X	X
	Establishments with 10 to 19 employees	22	X	X	X
	Establishments with 20 to 49 employees	6	X	X	X
	Establishments with 50 to 99 employees	3	X	X	X
	Establishments with 100 to 249 employees	1	X	X	X
	Establishments with 250 to 499 employees	—	X	X	X
	Establishments with 500 to 999 employees	—	X	X	X
	Establishments with 1,000 employees or more	—	X	X	X
6213	Offices of other health practitioners				
	All establishments	171	816	6 252	29 033
	Establishments with 1 to 4 employees	121	X	X	X
	Establishments with 5 to 9 employees	34	X	X	X
	Establishments with 10 to 19 employees	10	X	X	X
	Establishments with 20 to 49 employees	5	X	X	X
	Establishments with 50 to 99 employees	1	X	X	X
	Establishments with 100 to 249 employees	—	X	X	X
	Establishments with 250 to 499 employees	—	X	X	X
	Establishments with 500 to 999 employees	—	X	X	X
	Establishments with 1,000 employees or more	—	X	X	X
62131	Offices of chiropractors				
	All establishments	44	142	839	3 744
	Establishments with 1 to 4 employees	34	X	X	X
	Establishments with 5 to 9 employees	10	X	X	X
	Establishments with 10 to 19 employees	—	X	X	X
	Establishments with 20 to 49 employees	—	X	X	X
	Establishments with 50 to 99 employees	—	X	X	X
	Establishments with 100 to 249 employees	—	X	X	X
	Establishments with 250 to 499 employees	—	X	X	X
	Establishments with 500 to 999 employees	—	X	X	X
	Establishments with 1,000 employees or more	—	X	X	X

See footnotes at end of table.

Table 5. Establishments, Employees, and Payroll by Industry and Employment Size of Establishments by County: 2004—Con.

[Excludes most government employees, railroad employees, and self-employed persons. Size class 1 to 4 employees includes establishments having payroll, but no employees, during mid-March pay period. For meaning of abbreviations and symbols, see introductory text. For explanation of terms, see Appendix A. For statement on reliability, see the note at the end of the table and Appendix C]

NAICS code	Geography, kind of business, and employment size class	Establishments (number)	Paid employees for pay period including March 12 (number)	First-quarter payroll (\$1,000)	Annual payroll (\$1,000)
MERCER—Con.					
62	Health care and social assistance—Con.				
621	Ambulatory health care services—Con.				
6213	Offices of other health practitioners—Con.				
62131	Offices of chiropractors—Con.				
621310	Offices of chiropractors				
	All establishments	44	142	839	3 744
	Establishments with 1 to 4 employees	34	X	X	X
	Establishments with 5 to 9 employees	10	X	X	X
	Establishments with 10 to 19 employees	—	X	X	X
	Establishments with 20 to 49 employees	—	X	X	X
	Establishments with 50 to 99 employees	—	X	X	X
	Establishments with 100 to 249 employees	—	X	X	X
	Establishments with 250 to 499 employees	—	X	X	X
	Establishments with 500 to 999 employees	—	X	X	X
	Establishments with 1,000 employees or more	—	X	X	X
62132	Offices of optometrists				
	All establishments	27	173	1 240	5 127
	Establishments with 1 to 4 employees	16	X	X	X
	Establishments with 5 to 9 employees	6	X	X	X
	Establishments with 10 to 19 employees	4	X	X	X
	Establishments with 20 to 49 employees	1	X	X	X
	Establishments with 50 to 99 employees	—	X	X	X
	Establishments with 100 to 249 employees	—	X	X	X
	Establishments with 250 to 499 employees	—	X	X	X
	Establishments with 500 to 999 employees	—	X	X	X
	Establishments with 1,000 employees or more	—	X	X	X
621320	Offices of optometrists				
	All establishments	27	173	1 240	5 127
	Establishments with 1 to 4 employees	16	X	X	X
	Establishments with 5 to 9 employees	6	X	X	X
	Establishments with 10 to 19 employees	4	X	X	X
	Establishments with 20 to 49 employees	1	X	X	X
	Establishments with 50 to 99 employees	—	X	X	X
	Establishments with 100 to 249 employees	—	X	X	X
	Establishments with 250 to 499 employees	—	X	X	X
	Establishments with 500 to 999 employees	—	X	X	X
	Establishments with 1,000 employees or more	—	X	X	X
62134	Offices of physical, occupational and speech therapists, and audiologists				
	All establishments	28	269	2 406	11 596
	Establishments with 1 to 4 employees	13	X	X	X
	Establishments with 5 to 9 employees	7	X	X	X
	Establishments with 10 to 19 employees	4	X	X	X
	Establishments with 20 to 49 employees	3	X	X	X
	Establishments with 50 to 99 employees	1	X	X	X
	Establishments with 100 to 249 employees	—	X	X	X
	Establishments with 250 to 499 employees	—	X	X	X
	Establishments with 500 to 999 employees	—	X	X	X
	Establishments with 1,000 employees or more	—	X	X	X
621340	Offices of physical, occupational, and speech therapists and audiologists				
	All establishments	28	269	2 406	11 596
	Establishments with 1 to 4 employees	13	X	X	X
	Establishments with 5 to 9 employees	7	X	X	X
	Establishments with 10 to 19 employees	4	X	X	X
	Establishments with 20 to 49 employees	3	X	X	X
	Establishments with 50 to 99 employees	1	X	X	X
	Establishments with 100 to 249 employees	—	X	X	X
	Establishments with 250 to 499 employees	—	X	X	X
	Establishments with 500 to 999 employees	—	X	X	X
	Establishments with 1,000 employees or more	—	X	X	X
62139	Offices of all other health practitioners				
	All establishments	41	151	1 197	6 056
	Establishments with 1 to 4 employees	31	X	X	X
	Establishments with 5 to 9 employees	8	X	X	X
	Establishments with 10 to 19 employees	1	X	X	X
	Establishments with 20 to 49 employees	1	X	X	X
	Establishments with 50 to 99 employees	—	X	X	X
	Establishments with 100 to 249 employees	—	X	X	X
	Establishments with 250 to 499 employees	—	X	X	X
	Establishments with 500 to 999 employees	—	X	X	X
	Establishments with 1,000 employees or more	—	X	X	X
6214	Outpatient care centers				
	All establishments	25	454	4 415	19 174
	Establishments with 1 to 4 employees	8	X	X	X
	Establishments with 5 to 9 employees	2	X	X	X
	Establishments with 10 to 19 employees	7	X	X	X
	Establishments with 20 to 49 employees	6	X	X	X
	Establishments with 50 to 99 employees	2	X	X	X
	Establishments with 100 to 249 employees	—	X	X	X

See footnotes at end of table.

Table 5. Establishments, Employees, and Payroll by Industry and Employment Size of Establishments by County: 2004—Con.

[Excludes most government employees, railroad employees, and self-employed persons. Size class 1 to 4 employees includes establishments having payroll, but no employees, during mid-March pay period. For meaning of abbreviations and symbols, see introductory text. For explanation of terms, see Appendix A. For statement on reliability, see the note at the end of the table and Appendix C]

NAICS code	Geography, kind of business, and employment size class	Establishments (number)	Paid employees for pay period including March 12 (number)	First-quarter payroll (\$1,000)	Annual payroll (\$1,000)
	MERCER—Con.				
62	Health care and social assistance—Con.				
621	Ambulatory health care services—Con.				
6214	Outpatient care centers—Con.				
	All establishments—Con.				
	Establishments with 250 to 499 employees	—	X	X	X
	Establishments with 500 to 999 employees	—	X	X	X
	Establishments with 1,000 employees or more	—	X	X	X
62141	Family planning centers				
	All establishments	7	116	845	3 458
	Establishments with 1 to 4 employees	2	X	X	X
	Establishments with 5 to 9 employees	1	X	X	X
	Establishments with 10 to 19 employees	2	X	X	X
	Establishments with 20 to 49 employees	2	X	X	X
	Establishments with 50 to 99 employees	—	X	X	X
	Establishments with 100 to 249 employees	—	X	X	X
	Establishments with 250 to 499 employees	—	X	X	X
	Establishments with 500 to 999 employees	—	X	X	X
	Establishments with 1,000 employees or more	—	X	X	X
621410	Family planning centers				
	All establishments	7	116	845	3 458
	Establishments with 1 to 4 employees	2	X	X	X
	Establishments with 5 to 9 employees	1	X	X	X
	Establishments with 10 to 19 employees	2	X	X	X
	Establishments with 20 to 49 employees	2	X	X	X
	Establishments with 50 to 99 employees	—	X	X	X
	Establishments with 100 to 249 employees	—	X	X	X
	Establishments with 250 to 499 employees	—	X	X	X
	Establishments with 500 to 999 employees	—	X	X	X
	Establishments with 1,000 employees or more	—	X	X	X
62149	Other outpatient care centers				
	All establishments	12	257	2 633	11 561
	Establishments with 1 to 4 employees	4	X	X	X
	Establishments with 5 to 9 employees	1	X	X	X
	Establishments with 10 to 19 employees	3	X	X	X
	Establishments with 20 to 49 employees	2	X	X	X
	Establishments with 50 to 99 employees	2	X	X	X
	Establishments with 100 to 249 employees	—	X	X	X
	Establishments with 250 to 499 employees	—	X	X	X
	Establishments with 500 to 999 employees	—	X	X	X
	Establishments with 1,000 employees or more	—	X	X	X
621492	Kidney dialysis centers				
	All establishments	3	c	D	D
	Establishments with 1 to 4 employees	—	X	X	X
	Establishments with 5 to 9 employees	—	X	X	X
	Establishments with 10 to 19 employees	1	X	X	X
	Establishments with 20 to 49 employees	1	X	X	X
	Establishments with 50 to 99 employees	1	X	X	X
	Establishments with 100 to 249 employees	—	X	X	X
	Establishments with 250 to 499 employees	—	X	X	X
	Establishments with 500 to 999 employees	—	X	X	X
	Establishments with 1,000 employees or more	—	X	X	X
621498	All other outpatient care centers				
	All establishments	4	c	D	D
	Establishments with 1 to 4 employees	1	X	X	X
	Establishments with 5 to 9 employees	1	X	X	X
	Establishments with 10 to 19 employees	1	X	X	X
	Establishments with 20 to 49 employees	—	X	X	X
	Establishments with 50 to 99 employees	1	X	X	X
	Establishments with 100 to 249 employees	—	X	X	X
	Establishments with 250 to 499 employees	—	X	X	X
	Establishments with 500 to 999 employees	—	X	X	X
	Establishments with 1,000 employees or more	—	X	X	X
6215	Medical and diagnostic laboratories				
	All establishments	15	353	6 271	29 958
	Establishments with 1 to 4 employees	3	X	X	X
	Establishments with 5 to 9 employees	4	X	X	X
	Establishments with 10 to 19 employees	—	X	X	X
	Establishments with 20 to 49 employees	6	X	X	X
	Establishments with 50 to 99 employees	2	X	X	X
	Establishments with 100 to 249 employees	—	X	X	X
	Establishments with 250 to 499 employees	—	X	X	X
	Establishments with 500 to 999 employees	—	X	X	X
	Establishments with 1,000 employees or more	—	X	X	X
62151	Medical and diagnostic laboratories				

See footnotes at end of table.

Table 5. Establishments, Employees, and Payroll by Industry and Employment Size of Establishments by County: 2004—Con.

[Excludes most government employees, railroad employees, and self-employed persons. Size class 1 to 4 employees includes establishments having payroll, but no employees, during mid-March pay period. For meaning of abbreviations and symbols, see introductory text. For explanation of terms, see Appendix A. For statement on reliability, see the note at the end of the table and Appendix C]

NAICS code	Geography, kind of business, and employment size class	Establishments (number)	Paid employees for pay period including March 12 (number)	First-quarter payroll (\$1,000)	Annual payroll (\$1,000)
MERCER—Con.					
62	Health care and social assistance—Con.				
621	Ambulatory health care services—Con.				
6215	Medical and diagnostic laboratories—Con.				
62151	Medical and diagnostic laboratories—Con.				
	All establishments	15	353	6 271	29 958
	Establishments with 1 to 4 employees	3	X	X	X
	Establishments with 5 to 9 employees	4	X	X	X
	Establishments with 10 to 19 employees	—	X	X	X
	Establishments with 20 to 49 employees	6	X	X	X
	Establishments with 50 to 99 employees	2	X	X	X
	Establishments with 100 to 249 employees	—	X	X	X
	Establishments with 250 to 499 employees	—	X	X	X
	Establishments with 500 to 999 employees	—	X	X	X
	Establishments with 1,000 employees or more	—	X	X	X
621511	Medical laboratories				
	All establishments	6	107	2 453	10 551
	Establishments with 1 to 4 employees	2	X	X	X
	Establishments with 5 to 9 employees	1	X	X	X
	Establishments with 10 to 19 employees	—	X	X	X
	Establishments with 20 to 49 employees	3	X	X	X
	Establishments with 50 to 99 employees	—	X	X	X
	Establishments with 100 to 249 employees	—	X	X	X
	Establishments with 250 to 499 employees	—	X	X	X
	Establishments with 500 to 999 employees	—	X	X	X
	Establishments with 1,000 employees or more	—	X	X	X
621512	Diagnostic imaging centers				
	All establishments	9	246	3 818	19 407
	Establishments with 1 to 4 employees	1	X	X	X
	Establishments with 5 to 9 employees	3	X	X	X
	Establishments with 10 to 19 employees	—	X	X	X
	Establishments with 20 to 49 employees	3	X	X	X
	Establishments with 50 to 99 employees	2	X	X	X
	Establishments with 100 to 249 employees	—	X	X	X
	Establishments with 250 to 499 employees	—	X	X	X
	Establishments with 500 to 999 employees	—	X	X	X
	Establishments with 1,000 employees or more	—	X	X	X
6216	Home health care services				
	All establishments	17	971	6 400	27 547
	Establishments with 1 to 4 employees	2	X	X	X
	Establishments with 5 to 9 employees	2	X	X	X
	Establishments with 10 to 19 employees	—	X	X	X
	Establishments with 20 to 49 employees	5	X	X	X
	Establishments with 50 to 99 employees	5	X	X	X
	Establishments with 100 to 249 employees	3	X	X	X
	Establishments with 250 to 499 employees	—	X	X	X
	Establishments with 500 to 999 employees	—	X	X	X
	Establishments with 1,000 employees or more	—	X	X	X
62161	Home health care services				
	All establishments	17	971	6 400	27 547
	Establishments with 1 to 4 employees	2	X	X	X
	Establishments with 5 to 9 employees	2	X	X	X
	Establishments with 10 to 19 employees	—	X	X	X
	Establishments with 20 to 49 employees	5	X	X	X
	Establishments with 50 to 99 employees	5	X	X	X
	Establishments with 100 to 249 employees	3	X	X	X
	Establishments with 250 to 499 employees	—	X	X	X
	Establishments with 500 to 999 employees	—	X	X	X
	Establishments with 1,000 employees or more	—	X	X	X
621610	Home health care services				
	All establishments	17	971	6 400	27 547
	Establishments with 1 to 4 employees	2	X	X	X
	Establishments with 5 to 9 employees	2	X	X	X
	Establishments with 10 to 19 employees	—	X	X	X
	Establishments with 20 to 49 employees	5	X	X	X
	Establishments with 50 to 99 employees	5	X	X	X
	Establishments with 100 to 249 employees	3	X	X	X
	Establishments with 250 to 499 employees	—	X	X	X
	Establishments with 500 to 999 employees	—	X	X	X
	Establishments with 1,000 employees or more	—	X	X	X
6219	Other ambulatory health care services				
	All establishments	5	151	1 061	4 512
	Establishments with 1 to 4 employees	1	X	X	X
	Establishments with 5 to 9 employees	—	X	X	X
	Establishments with 10 to 19 employees	2	X	X	X
	Establishments with 20 to 49 employees	1	X	X	X
	Establishments with 50 to 99 employees	1	X	X	X
	Establishments with 100 to 249 employees	—	X	X	X
	Establishments with 250 to 499 employees	—	X	X	X
	Establishments with 500 to 999 employees	—	X	X	X
	Establishments with 1,000 employees or more	—	X	X	X

See footnotes at end of table.

Table 5. Establishments, Employees, and Payroll by Industry and Employment Size of Establishments by County: 2004—Con.

[Excludes most government employees, railroad employees, and self-employed persons. Size class 1 to 4 employees includes establishments having payroll, but no employees, during mid-March pay period. For meaning of abbreviations and symbols, see introductory text. For explanation of terms, see Appendix A. For statement on reliability, see the note at the end of the table and Appendix C]

NAICS code	Geography, kind of business, and employment size class	Establishments (number)	Paid employees for pay period including March 12 (number)	First-quarter payroll (\$1,000)	Annual payroll (\$1,000)
	MERCER—Con.				
62	Health care and social assistance—Con.				
622	Hospitals				
	All establishments	11	9 665	108 830	449 063
	Establishments with 1 to 4 employees	—	X	X	X
	Establishments with 5 to 9 employees	1	X	X	X
	Establishments with 10 to 19 employees	—	X	X	X
	Establishments with 20 to 49 employees	—	X	X	X
	Establishments with 50 to 99 employees	—	X	X	X
	Establishments with 100 to 249 employees	1	X	X	X
	Establishments with 250 to 499 employees	2	X	X	X
	Establishments with 500 to 999 employees	2	X	X	X
	Establishments with 1,000 employees or more	5	X	X	X
6221	General medical and surgical hospitals				
	All establishments	7	8 008	88 648	368 181
	Establishments with 1 to 4 employees	—	X	X	X
	Establishments with 5 to 9 employees	1	X	X	X
	Establishments with 10 to 19 employees	—	X	X	X
	Establishments with 20 to 49 employees	—	X	X	X
	Establishments with 50 to 99 employees	—	X	X	X
	Establishments with 100 to 249 employees	—	X	X	X
	Establishments with 250 to 499 employees	—	X	X	X
	Establishments with 500 to 999 employees	1	X	X	X
	Establishments with 1,000 employees or more	5	X	X	X
62211	General medical and surgical hospitals				
	All establishments	7	8 008	88 648	368 181
	Establishments with 1 to 4 employees	—	X	X	X
	Establishments with 5 to 9 employees	1	X	X	X
	Establishments with 10 to 19 employees	—	X	X	X
	Establishments with 20 to 49 employees	—	X	X	X
	Establishments with 50 to 99 employees	—	X	X	X
	Establishments with 100 to 249 employees	—	X	X	X
	Establishments with 250 to 499 employees	—	X	X	X
	Establishments with 500 to 999 employees	1	X	X	X
	Establishments with 1,000 employees or more	5	X	X	X
622110	General medical and surgical hospitals				
	All establishments	7	8 008	88 648	368 181
	Establishments with 1 to 4 employees	—	X	X	X
	Establishments with 5 to 9 employees	1	X	X	X
	Establishments with 10 to 19 employees	—	X	X	X
	Establishments with 20 to 49 employees	—	X	X	X
	Establishments with 50 to 99 employees	—	X	X	X
	Establishments with 100 to 249 employees	—	X	X	X
	Establishments with 250 to 499 employees	—	X	X	X
	Establishments with 500 to 999 employees	1	X	X	X
	Establishments with 1,000 employees or more	5	X	X	X
6222	Psychiatric and substance abuse hospitals				
	All establishments	3	g	D	D
	Establishments with 1 to 4 employees	—	X	X	X
	Establishments with 5 to 9 employees	—	X	X	X
	Establishments with 10 to 19 employees	—	X	X	X
	Establishments with 20 to 49 employees	—	X	X	X
	Establishments with 50 to 99 employees	—	X	X	X
	Establishments with 100 to 249 employees	1	X	X	X
	Establishments with 250 to 499 employees	1	X	X	X
	Establishments with 500 to 999 employees	1	X	X	X
	Establishments with 1,000 employees or more	—	X	X	X
62221	Psychiatric and substance abuse hospitals				
	All establishments	3	g	D	D
	Establishments with 1 to 4 employees	—	X	X	X
	Establishments with 5 to 9 employees	—	X	X	X
	Establishments with 10 to 19 employees	—	X	X	X
	Establishments with 20 to 49 employees	—	X	X	X
	Establishments with 50 to 99 employees	—	X	X	X
	Establishments with 100 to 249 employees	1	X	X	X
	Establishments with 250 to 499 employees	1	X	X	X
	Establishments with 500 to 999 employees	1	X	X	X
	Establishments with 1,000 employees or more	—	X	X	X
622210	Psychiatric and substance abuse hospitals				
	All establishments	3	g	D	D
	Establishments with 1 to 4 employees	—	X	X	X
	Establishments with 5 to 9 employees	—	X	X	X
	Establishments with 10 to 19 employees	—	X	X	X
	Establishments with 20 to 49 employees	—	X	X	X
	Establishments with 50 to 99 employees	—	X	X	X
	Establishments with 100 to 249 employees	1	X	X	X
	Establishments with 250 to 499 employees	1	X	X	X
	Establishments with 500 to 999 employees	1	X	X	X
	Establishments with 1,000 employees or more	—	X	X	X

See footnotes at end of table.

Table 5. Establishments, Employees, and Payroll by Industry and Employment Size of Establishments by County: 2004—Con.

[Excludes most government employees, railroad employees, and self-employed persons. Size class 1 to 4 employees includes establishments having payroll, but no employees, during mid-March pay period. For meaning of abbreviations and symbols, see introductory text. For explanation of terms, see Appendix A. For statement on reliability, see the note at the end of the table and Appendix C]

NAICS code	Geography, kind of business, and employment size class	Establishments (number)	Paid employees for pay period including March 12 (number)	First-quarter payroll (\$1,000)	Annual payroll (\$1,000)
	MERCER—Con.				
62	Health care and social assistance—Con.				
622	Hospitals—Con.				
6223	Specialty (except psychiatric and substance abuse) hospitals				
	All establishments	1	e	D	D
	Establishments with 1 to 4 employees	—	X	X	X
	Establishments with 5 to 9 employees	—	X	X	X
	Establishments with 10 to 19 employees	—	X	X	X
	Establishments with 20 to 49 employees	—	X	X	X
	Establishments with 50 to 99 employees	—	X	X	X
	Establishments with 100 to 249 employees	—	X	X	X
	Establishments with 250 to 499 employees	1	X	X	X
	Establishments with 500 to 999 employees	—	X	X	X
	Establishments with 1,000 employees or more	—	X	X	X
62231	Specialty (except psychiatric and substance abuse) hospitals				
	All establishments	1	e	D	D
	Establishments with 1 to 4 employees	—	X	X	X
	Establishments with 5 to 9 employees	—	X	X	X
	Establishments with 10 to 19 employees	—	X	X	X
	Establishments with 20 to 49 employees	—	X	X	X
	Establishments with 50 to 99 employees	—	X	X	X
	Establishments with 100 to 249 employees	—	X	X	X
	Establishments with 250 to 499 employees	1	X	X	X
	Establishments with 500 to 999 employees	—	X	X	X
	Establishments with 1,000 employees or more	—	X	X	X
622310	Specialty (except psychiatric and substance abuse) hospitals				
	All establishments	1	e	D	D
	Establishments with 1 to 4 employees	—	X	X	X
	Establishments with 5 to 9 employees	—	X	X	X
	Establishments with 10 to 19 employees	—	X	X	X
	Establishments with 20 to 49 employees	—	X	X	X
	Establishments with 50 to 99 employees	—	X	X	X
	Establishments with 100 to 249 employees	—	X	X	X
	Establishments with 250 to 499 employees	1	X	X	X
	Establishments with 500 to 999 employees	—	X	X	X
	Establishments with 1,000 employees or more	—	X	X	X
623	Nursing and residential care facilities				
	All establishments	69	3 873	25 877	105 771
	Establishments with 1 to 4 employees	7	X	X	X
	Establishments with 5 to 9 employees	13	X	X	X
	Establishments with 10 to 19 employees	13	X	X	X
	Establishments with 20 to 49 employees	15	X	X	X
	Establishments with 50 to 99 employees	6	X	X	X
	Establishments with 100 to 249 employees	13	X	X	X
	Establishments with 250 to 499 employees	2	X	X	X
	Establishments with 500 to 999 employees	—	X	X	X
	Establishments with 1,000 employees or more	—	X	X	X
6231	Nursing care facilities				
	All establishments	17	1 634	11 370	47 334
	Establishments with 1 to 4 employees	2	X	X	X
	Establishments with 5 to 9 employees	1	X	X	X
	Establishments with 10 to 19 employees	1	X	X	X
	Establishments with 20 to 49 employees	4	X	X	X
	Establishments with 50 to 99 employees	—	X	X	X
	Establishments with 100 to 249 employees	9	X	X	X
	Establishments with 250 to 499 employees	—	X	X	X
	Establishments with 500 to 999 employees	—	X	X	X
	Establishments with 1,000 employees or more	—	X	X	X
62311	Nursing care facilities				
	All establishments	17	1 634	11 370	47 334
	Establishments with 1 to 4 employees	2	X	X	X
	Establishments with 5 to 9 employees	1	X	X	X
	Establishments with 10 to 19 employees	1	X	X	X
	Establishments with 20 to 49 employees	4	X	X	X
	Establishments with 50 to 99 employees	—	X	X	X
	Establishments with 100 to 249 employees	9	X	X	X
	Establishments with 250 to 499 employees	—	X	X	X
	Establishments with 500 to 999 employees	—	X	X	X
	Establishments with 1,000 employees or more	—	X	X	X
623110	Nursing care facilities				
	All establishments	17	1 634	11 370	47 334
	Establishments with 1 to 4 employees	2	X	X	X
	Establishments with 5 to 9 employees	1	X	X	X
	Establishments with 10 to 19 employees	1	X	X	X
	Establishments with 20 to 49 employees	4	X	X	X
	Establishments with 50 to 99 employees	—	X	X	X
	Establishments with 100 to 249 employees	9	X	X	X
	Establishments with 250 to 499 employees	—	X	X	X
	Establishments with 500 to 999 employees	—	X	X	X
	Establishments with 1,000 employees or more	—	X	X	X

See footnotes at end of table.

Table 5. Establishments, Employees, and Payroll by Industry and Employment Size of Establishments by County: 2004—Con.

[Excludes most government employees, railroad employees, and self-employed persons. Size class 1 to 4 employees includes establishments having payroll, but no employees, during mid-March pay period. For meaning of abbreviations and symbols, see introductory text. For explanation of terms, see Appendix A. For statement on reliability, see the note at the end of the table and Appendix C]

NAICS code	Geography, kind of business, and employment size class	Establishments (number)	Paid employees for pay period including March 12 (number)	First-quarter payroll (\$1,000)	Annual payroll (\$1,000)
	MERCER—Con.				
62	Health care and social assistance—Con.				
623	Nursing and residential care facilities—Con.				
6232	Residential mental retardation, mental health and substance abuse facilities				
	All establishments	32	f	D	D
	Establishments with 1 to 4 employees	4	X	X	X
	Establishments with 5 to 9 employees	11	X	X	X
	Establishments with 10 to 19 employees	10	X	X	X
	Establishments with 20 to 49 employees	3	X	X	X
	Establishments with 50 to 99 employees	1	X	X	X
	Establishments with 100 to 249 employees	2	X	X	X
	Establishments with 250 to 499 employees	1	X	X	X
	Establishments with 500 to 999 employees	—	X	X	X
	Establishments with 1,000 employees or more	—	X	X	X
62321	Residential mental retardation facilities				
	All establishments	21	782	4 359	18 588
	Establishments with 1 to 4 employees	3	X	X	X
	Establishments with 5 to 9 employees	9	X	X	X
	Establishments with 10 to 19 employees	3	X	X	X
	Establishments with 20 to 49 employees	2	X	X	X
	Establishments with 50 to 99 employees	1	X	X	X
	Establishments with 100 to 249 employees	2	X	X	X
	Establishments with 250 to 499 employees	1	X	X	X
	Establishments with 500 to 999 employees	—	X	X	X
	Establishments with 1,000 employees or more	—	X	X	X
623210	Residential mental retardation facilities				
	All establishments	21	782	4 359	18 588
	Establishments with 1 to 4 employees	3	X	X	X
	Establishments with 5 to 9 employees	9	X	X	X
	Establishments with 10 to 19 employees	3	X	X	X
	Establishments with 20 to 49 employees	2	X	X	X
	Establishments with 50 to 99 employees	1	X	X	X
	Establishments with 100 to 249 employees	2	X	X	X
	Establishments with 250 to 499 employees	1	X	X	X
	Establishments with 500 to 999 employees	—	X	X	X
	Establishments with 1,000 employees or more	—	X	X	X
62322	Residential mental health and substance abuse facilities				
	All establishments	11	c	D	D
	Establishments with 1 to 4 employees	1	X	X	X
	Establishments with 5 to 9 employees	2	X	X	X
	Establishments with 10 to 19 employees	7	X	X	X
	Establishments with 20 to 49 employees	1	X	X	X
	Establishments with 50 to 99 employees	—	X	X	X
	Establishments with 100 to 249 employees	—	X	X	X
	Establishments with 250 to 499 employees	—	X	X	X
	Establishments with 500 to 999 employees	—	X	X	X
	Establishments with 1,000 employees or more	—	X	X	X
623220	Residential mental health and substance abuse facilities				
	All establishments	11	c	D	D
	Establishments with 1 to 4 employees	1	X	X	X
	Establishments with 5 to 9 employees	2	X	X	X
	Establishments with 10 to 19 employees	7	X	X	X
	Establishments with 20 to 49 employees	1	X	X	X
	Establishments with 50 to 99 employees	—	X	X	X
	Establishments with 100 to 249 employees	—	X	X	X
	Establishments with 250 to 499 employees	—	X	X	X
	Establishments with 500 to 999 employees	—	X	X	X
	Establishments with 1,000 employees or more	—	X	X	X
6233	Community care facilities for the elderly				
	All establishments	17	1 264	8 955	35 139
	Establishments with 1 to 4 employees	1	X	X	X
	Establishments with 5 to 9 employees	1	X	X	X
	Establishments with 10 to 19 employees	1	X	X	X
	Establishments with 20 to 49 employees	6	X	X	X
	Establishments with 50 to 99 employees	5	X	X	X
	Establishments with 100 to 249 employees	2	X	X	X
	Establishments with 250 to 499 employees	1	X	X	X
	Establishments with 500 to 999 employees	—	X	X	X
	Establishments with 1,000 employees or more	—	X	X	X
62331	Community care facilities for the elderly				
	All establishments	17	1 264	8 955	35 139
	Establishments with 1 to 4 employees	1	X	X	X
	Establishments with 5 to 9 employees	1	X	X	X
	Establishments with 10 to 19 employees	1	X	X	X
	Establishments with 20 to 49 employees	6	X	X	X
	Establishments with 50 to 99 employees	5	X	X	X
	Establishments with 100 to 249 employees	2	X	X	X
	Establishments with 250 to 499 employees	1	X	X	X
	Establishments with 500 to 999 employees	—	X	X	X
	Establishments with 1,000 employees or more	—	X	X	X

See footnotes at end of table.

Table 5. Establishments, Employees, and Payroll by Industry and Employment Size of Establishments by County: 2004—Con.

[Excludes most government employees, railroad employees, and self-employed persons. Size class 1 to 4 employees includes establishments having payroll, but no employees, during mid-March pay period. For meaning of abbreviations and symbols, see introductory text. For explanation of terms, see Appendix A. For statement on reliability, see the note at the end of the table and Appendix C]

NAICS code	Geography, kind of business, and employment size class	Establishments (number)	Paid employees for pay period including March 12 (number)	First-quarter payroll (\$1,000)	Annual payroll (\$1,000)
MERCER—Con.					
62	Health care and social assistance—Con.				
623	Nursing and residential care facilities—Con.				
6233	Community care facilities for the elderly—Con.				
62331	Community care facilities for the elderly—Con.				
623311	Continuing care retirement communities				
	All establishments	6	620	3 888	16 104
	Establishments with 1 to 4 employees	—	X	X	X
	Establishments with 5 to 9 employees	1	X	X	X
	Establishments with 10 to 19 employees	—	X	X	X
	Establishments with 20 to 49 employees	3	X	X	X
	Establishments with 50 to 99 employees	—	X	X	X
	Establishments with 100 to 249 employees	1	X	X	X
	Establishments with 250 to 499 employees	1	X	X	X
	Establishments with 500 to 999 employees	—	X	X	X
	Establishments with 1,000 employees or more	—	X	X	X
623312	Homes for the elderly				
	All establishments	11	644	5 067	19 035
	Establishments with 1 to 4 employees	1	X	X	X
	Establishments with 5 to 9 employees	—	X	X	X
	Establishments with 10 to 19 employees	1	X	X	X
	Establishments with 20 to 49 employees	3	X	X	X
	Establishments with 50 to 99 employees	5	X	X	X
	Establishments with 100 to 249 employees	1	X	X	X
	Establishments with 250 to 499 employees	—	X	X	X
	Establishments with 500 to 999 employees	—	X	X	X
	Establishments with 1,000 employees or more	—	X	X	X
624	Social assistance				
	All establishments	234	3 927	19 709	83 653
	Establishments with 1 to 4 employees	67	X	X	X
	Establishments with 5 to 9 employees	35	X	X	X
	Establishments with 10 to 19 employees	65	X	X	X
	Establishments with 20 to 49 employees	56	X	X	X
	Establishments with 50 to 99 employees	8	X	X	X
	Establishments with 100 to 249 employees	3	X	X	X
	Establishments with 250 to 499 employees	—	X	X	X
	Establishments with 500 to 999 employees	—	X	X	X
	Establishments with 1,000 employees or more	—	X	X	X
6241	Individual and family services				
	All establishments	92	1 285	7 645	31 849
	Establishments with 1 to 4 employees	36	X	X	X
	Establishments with 5 to 9 employees	16	X	X	X
	Establishments with 10 to 19 employees	22	X	X	X
	Establishments with 20 to 49 employees	14	X	X	X
	Establishments with 50 to 99 employees	2	X	X	X
	Establishments with 100 to 249 employees	2	X	X	X
	Establishments with 250 to 499 employees	—	X	X	X
	Establishments with 500 to 999 employees	—	X	X	X
	Establishments with 1,000 employees or more	—	X	X	X
62411	Child and youth services				
	All establishments	18	328	1 951	8 623
	Establishments with 1 to 4 employees	5	X	X	X
	Establishments with 5 to 9 employees	4	X	X	X
	Establishments with 10 to 19 employees	3	X	X	X
	Establishments with 20 to 49 employees	5	X	X	X
	Establishments with 50 to 99 employees	—	X	X	X
	Establishments with 100 to 249 employees	1	X	X	X
	Establishments with 250 to 499 employees	—	X	X	X
	Establishments with 500 to 999 employees	—	X	X	X
	Establishments with 1,000 employees or more	—	X	X	X
624110	Child and youth services				
	All establishments	18	328	1 951	8 623
	Establishments with 1 to 4 employees	5	X	X	X
	Establishments with 5 to 9 employees	4	X	X	X
	Establishments with 10 to 19 employees	3	X	X	X
	Establishments with 20 to 49 employees	5	X	X	X
	Establishments with 50 to 99 employees	—	X	X	X
	Establishments with 100 to 249 employees	1	X	X	X
	Establishments with 250 to 499 employees	—	X	X	X
	Establishments with 500 to 999 employees	—	X	X	X
	Establishments with 1,000 employees or more	—	X	X	X
62412	Services for the elderly and persons with disabilities				
	All establishments	17	352	2 101	8 538
	Establishments with 1 to 4 employees	7	X	X	X
	Establishments with 5 to 9 employees	1	X	X	X
	Establishments with 10 to 19 employees	5	X	X	X
	Establishments with 20 to 49 employees	3	X	X	X
	Establishments with 50 to 99 employees	—	X	X	X
	Establishments with 100 to 249 employees	1	X	X	X
	Establishments with 250 to 499 employees	—	X	X	X
	Establishments with 500 to 999 employees	—	X	X	X
	Establishments with 1,000 employees or more	—	X	X	X

See footnotes at end of table.

Table 5. Establishments, Employees, and Payroll by Industry and Employment Size of Establishments by County: 2004—Con.

[Excludes most government employees, railroad employees, and self-employed persons. Size class 1 to 4 employees includes establishments having payroll, but no employees, during mid-March pay period. For meaning of abbreviations and symbols, see introductory text. For explanation of terms, see Appendix A. For statement on reliability, see the note at the end of the table and Appendix C]

NAICS code	Geography, kind of business, and employment size class	Establishments (number)	Paid employees for pay period including March 12 (number)	First-quarter payroll (\$1,000)	Annual payroll (\$1,000)
62	MERCER—Con.				
	Health care and social assistance—Con.				
624	Social assistance—Con.				
6241	Individual and family services—Con.				
62412	Services for the elderly and persons with disabilities—Con.				
624120	Services for the elderly and persons with disabilities				
	All establishments	17	352	2 101	8 538
	Establishments with 1 to 4 employees	7	X	X	X
	Establishments with 5 to 9 employees	1	X	X	X
	Establishments with 10 to 19 employees	5	X	X	X
	Establishments with 20 to 49 employees	3	X	X	X
	Establishments with 50 to 99 employees	—	X	X	X
	Establishments with 100 to 249 employees	1	X	X	X
	Establishments with 250 to 499 employees	—	X	X	X
	Establishments with 500 to 999 employees	—	X	X	X
	Establishments with 1,000 employees or more	—	X	X	X
62419	Other individual and family services				
	All establishments	57	605	3 593	14 688
	Establishments with 1 to 4 employees	24	X	X	X
	Establishments with 5 to 9 employees	11	X	X	X
	Establishments with 10 to 19 employees	14	X	X	X
	Establishments with 20 to 49 employees	6	X	X	X
	Establishments with 50 to 99 employees	2	X	X	X
	Establishments with 100 to 249 employees	—	X	X	X
	Establishments with 250 to 499 employees	—	X	X	X
	Establishments with 500 to 999 employees	—	X	X	X
	Establishments with 1,000 employees or more	—	X	X	X
624190	Other individual and family services				
	All establishments	57	605	3 593	14 688
	Establishments with 1 to 4 employees	24	X	X	X
	Establishments with 5 to 9 employees	11	X	X	X
	Establishments with 10 to 19 employees	14	X	X	X
	Establishments with 20 to 49 employees	6	X	X	X
	Establishments with 50 to 99 employees	2	X	X	X
	Establishments with 100 to 249 employees	—	X	X	X
	Establishments with 250 to 499 employees	—	X	X	X
	Establishments with 500 to 999 employees	—	X	X	X
	Establishments with 1,000 employees or more	—	X	X	X
6242	Community food and housing, and emergency and other relief services				
	All establishments	18	321	2 427	9 105
	Establishments with 1 to 4 employees	3	X	X	X
	Establishments with 5 to 9 employees	5	X	X	X
	Establishments with 10 to 19 employees	4	X	X	X
	Establishments with 20 to 49 employees	5	X	X	X
	Establishments with 50 to 99 employees	1	X	X	X
	Establishments with 100 to 249 employees	—	X	X	X
	Establishments with 250 to 499 employees	—	X	X	X
	Establishments with 500 to 999 employees	—	X	X	X
	Establishments with 1,000 employees or more	—	X	X	X
62422	Community housing services				
	All establishments	10	220	1 871	6 730
	Establishments with 1 to 4 employees	—	X	X	X
	Establishments with 5 to 9 employees	2	X	X	X
	Establishments with 10 to 19 employees	4	X	X	X
	Establishments with 20 to 49 employees	4	X	X	X
	Establishments with 50 to 99 employees	—	X	X	X
	Establishments with 100 to 249 employees	—	X	X	X
	Establishments with 250 to 499 employees	—	X	X	X
	Establishments with 500 to 999 employees	—	X	X	X
	Establishments with 1,000 employees or more	—	X	X	X
624221	Temporary shelters				
	All establishments	6	141	1 262	4 095
	Establishments with 1 to 4 employees	—	X	X	X
	Establishments with 5 to 9 employees	—	X	X	X
	Establishments with 10 to 19 employees	3	X	X	X
	Establishments with 20 to 49 employees	3	X	X	X
	Establishments with 50 to 99 employees	—	X	X	X
	Establishments with 100 to 249 employees	—	X	X	X
	Establishments with 250 to 499 employees	—	X	X	X
	Establishments with 500 to 999 employees	—	X	X	X
	Establishments with 1,000 employees or more	—	X	X	X
6243	Vocational rehabilitation services				
	All establishments	11	497	1 399	6 750
	Establishments with 1 to 4 employees	4	X	X	X
	Establishments with 5 to 9 employees	—	X	X	X
	Establishments with 10 to 19 employees	—	X	X	X
	Establishments with 20 to 49 employees	3	X	X	X
	Establishments with 50 to 99 employees	3	X	X	X
	Establishments with 100 to 249 employees	1	X	X	X
	Establishments with 250 to 499 employees	—	X	X	X

See footnotes at end of table.

Table 5. Establishments, Employees, and Payroll by Industry and Employment Size of Establishments by County: 2004—Con.

[Excludes most government employees, railroad employees, and self-employed persons. Size class 1 to 4 employees includes establishments having payroll, but no employees, during mid-March pay period. For meaning of abbreviations and symbols, see introductory text. For explanation of terms, see Appendix A. For statement on reliability, see the note at the end of the table and Appendix C]

NAICS code	Geography, kind of business, and employment size class	Establishments (number)	Paid employees for pay period including March 12 (number)	First-quarter payroll (\$1,000)	Annual payroll (\$1,000)
	MERCER—Con.				
62	Health care and social assistance—Con.				
624	Social assistance—Con.				
6243	Vocational rehabilitation services—Con.				
	All establishments—Con.				
	Establishments with 500 to 999 employees	—	X	X	X
	Establishments with 1,000 employees or more	—	X	X	X
62431	Vocational rehabilitation services				
	All establishments	11	497	1 399	6 750
	Establishments with 1 to 4 employees	4	X	X	X
	Establishments with 5 to 9 employees	—	X	X	X
	Establishments with 10 to 19 employees	—	X	X	X
	Establishments with 20 to 49 employees	3	X	X	X
	Establishments with 50 to 99 employees	3	X	X	X
	Establishments with 100 to 249 employees	1	X	X	X
	Establishments with 250 to 499 employees	—	X	X	X
	Establishments with 500 to 999 employees	—	X	X	X
	Establishments with 1,000 employees or more	—	X	X	X
624310	Vocational rehabilitation services				
	All establishments	11	497	1 399	6 750
	Establishments with 1 to 4 employees	4	X	X	X
	Establishments with 5 to 9 employees	—	X	X	X
	Establishments with 10 to 19 employees	—	X	X	X
	Establishments with 20 to 49 employees	3	X	X	X
	Establishments with 50 to 99 employees	3	X	X	X
	Establishments with 100 to 249 employees	1	X	X	X
	Establishments with 250 to 499 employees	—	X	X	X
	Establishments with 500 to 999 employees	—	X	X	X
	Establishments with 1,000 employees or more	—	X	X	X
6244	Child day care services				
	All establishments	113	1 824	8 238	35 949
	Establishments with 1 to 4 employees	24	X	X	X
	Establishments with 5 to 9 employees	14	X	X	X
	Establishments with 10 to 19 employees	39	X	X	X
	Establishments with 20 to 49 employees	34	X	X	X
	Establishments with 50 to 99 employees	2	X	X	X
	Establishments with 100 to 249 employees	—	X	X	X
	Establishments with 250 to 499 employees	—	X	X	X
	Establishments with 500 to 999 employees	—	X	X	X
	Establishments with 1,000 employees or more	—	X	X	X
62441	Child day care services				
	All establishments	113	1 824	8 238	35 949
	Establishments with 1 to 4 employees	24	X	X	X
	Establishments with 5 to 9 employees	14	X	X	X
	Establishments with 10 to 19 employees	39	X	X	X
	Establishments with 20 to 49 employees	34	X	X	X
	Establishments with 50 to 99 employees	2	X	X	X
	Establishments with 100 to 249 employees	—	X	X	X
	Establishments with 250 to 499 employees	—	X	X	X
	Establishments with 500 to 999 employees	—	X	X	X
	Establishments with 1,000 employees or more	—	X	X	X
624410	Child day care services				
	All establishments	113	1 824	8 238	35 949
	Establishments with 1 to 4 employees	24	X	X	X
	Establishments with 5 to 9 employees	14	X	X	X
	Establishments with 10 to 19 employees	39	X	X	X
	Establishments with 20 to 49 employees	34	X	X	X
	Establishments with 50 to 99 employees	2	X	X	X
	Establishments with 100 to 249 employees	—	X	X	X
	Establishments with 250 to 499 employees	—	X	X	X
	Establishments with 500 to 999 employees	—	X	X	X
	Establishments with 1,000 employees or more	—	X	X	X
71	Arts, entertainment, and recreation				
	All establishments	154	1 619	8 433	40 049
	Establishments with 1 to 4 employees	89	X	X	X
	Establishments with 5 to 9 employees	25	X	X	X
	Establishments with 10 to 19 employees	14	X	X	X
	Establishments with 20 to 49 employees	18	X	X	X
	Establishments with 50 to 99 employees	6	X	X	X
	Establishments with 100 to 249 employees	2	X	X	X
	Establishments with 250 to 499 employees	—	X	X	X
	Establishments with 500 to 999 employees	—	X	X	X
	Establishments with 1,000 employees or more	—	X	X	X
711	Performing arts, spectator sports, and related industries				
	All establishments	48	406	3 189	13 675
	Establishments with 1 to 4 employees	38	X	X	X
	Establishments with 5 to 9 employees	3	X	X	X
	Establishments with 10 to 19 employees	3	X	X	X
	Establishments with 20 to 49 employees	1	X	X	X
	Establishments with 50 to 99 employees	2	X	X	X
	Establishments with 100 to 249 employees	1	X	X	X
	Establishments with 250 to 499 employees	—	X	X	X

See footnotes at end of table.

Table 5. Establishments, Employees, and Payroll by Industry and Employment Size of Establishments by County: 2004—Con.

[Excludes most government employees, railroad employees, and self-employed persons. Size class 1 to 4 employees includes establishments having payroll, but no employees, during mid-March pay period. For meaning of abbreviations and symbols, see introductory text. For explanation of terms, see Appendix A. For statement on reliability, see the note at the end of the table and Appendix C]

NAICS code	Geography, kind of business, and employment size class	Establishments (number)	Paid employees for pay period including March 12 (number)	First-quarter payroll (\$1,000)	Annual payroll (\$1,000)
	MERCER—Con.				
71	Arts, entertainment, and recreation—Con.				
711	Performing arts, spectator sports, and related industries—Con.				
	All establishments—Con.				
	Establishments with 500 to 999 employees	—	X	X	X
	Establishments with 1,000 employees or more	—	X	X	X
7111	Performing arts companies				
	All establishments	11	227	1 208	5 267
	Establishments with 1 to 4 employees	8	X	X	X
	Establishments with 5 to 9 employees	—	X	X	X
	Establishments with 10 to 19 employees	1	X	X	X
	Establishments with 20 to 49 employees	—	X	X	X
	Establishments with 50 to 99 employees	1	X	X	X
	Establishments with 100 to 249 employees	1	X	X	X
	Establishments with 250 to 499 employees	—	X	X	X
	Establishments with 500 to 999 employees	—	X	X	X
	Establishments with 1,000 employees or more	—	X	X	X
71111	Theater companies and dinner theaters				
	All establishments	6	c	D	D
	Establishments with 1 to 4 employees	5	X	X	X
	Establishments with 5 to 9 employees	—	X	X	X
	Establishments with 10 to 19 employees	—	X	X	X
	Establishments with 20 to 49 employees	—	X	X	X
	Establishments with 50 to 99 employees	—	X	X	X
	Establishments with 100 to 249 employees	1	X	X	X
	Establishments with 250 to 499 employees	—	X	X	X
	Establishments with 500 to 999 employees	—	X	X	X
	Establishments with 1,000 employees or more	—	X	X	X
711110	Theater companies and dinner theaters				
	All establishments	6	c	D	D
	Establishments with 1 to 4 employees	5	X	X	X
	Establishments with 5 to 9 employees	—	X	X	X
	Establishments with 10 to 19 employees	—	X	X	X
	Establishments with 20 to 49 employees	—	X	X	X
	Establishments with 50 to 99 employees	—	X	X	X
	Establishments with 100 to 249 employees	1	X	X	X
	Establishments with 250 to 499 employees	—	X	X	X
	Establishments with 500 to 999 employees	—	X	X	X
	Establishments with 1,000 employees or more	—	X	X	X
713	Amusement, gambling, and recreation industries				
	All establishments	95	1 125	4 519	23 542
	Establishments with 1 to 4 employees	45	X	X	X
	Establishments with 5 to 9 employees	20	X	X	X
	Establishments with 10 to 19 employees	10	X	X	X
	Establishments with 20 to 49 employees	15	X	X	X
	Establishments with 50 to 99 employees	4	X	X	X
	Establishments with 100 to 249 employees	1	X	X	X
	Establishments with 250 to 499 employees	—	X	X	X
	Establishments with 500 to 999 employees	—	X	X	X
	Establishments with 1,000 employees or more	—	X	X	X
7139	Other amusement and recreation services				
	All establishments	94	g	D	D
	Establishments with 1 to 4 employees	45	X	X	X
	Establishments with 5 to 9 employees	20	X	X	X
	Establishments with 10 to 19 employees	10	X	X	X
	Establishments with 20 to 49 employees	14	X	X	X
	Establishments with 50 to 99 employees	4	X	X	X
	Establishments with 100 to 249 employees	1	X	X	X
	Establishments with 250 to 499 employees	—	X	X	X
	Establishments with 500 to 999 employees	—	X	X	X
	Establishments with 1,000 employees or more	—	X	X	X
71391	Golf courses and country clubs				
	All establishments	8	274	1 574	9 502
	Establishments with 1 to 4 employees	3	X	X	X
	Establishments with 5 to 9 employees	—	X	X	X
	Establishments with 10 to 19 employees	—	X	X	X
	Establishments with 20 to 49 employees	2	X	X	X
	Establishments with 50 to 99 employees	2	X	X	X
	Establishments with 100 to 249 employees	1	X	X	X
	Establishments with 250 to 499 employees	—	X	X	X
	Establishments with 500 to 999 employees	—	X	X	X
	Establishments with 1,000 employees or more	—	X	X	X
713910	Golf courses and country clubs				
	All establishments	8	274	1 574	9 502
	Establishments with 1 to 4 employees	3	X	X	X
	Establishments with 5 to 9 employees	—	X	X	X
	Establishments with 10 to 19 employees	—	X	X	X
	Establishments with 20 to 49 employees	2	X	X	X
	Establishments with 50 to 99 employees	2	X	X	X
	Establishments with 100 to 249 employees	1	X	X	X
	Establishments with 250 to 499 employees	—	X	X	X
	Establishments with 500 to 999 employees	—	X	X	X
	Establishments with 1,000 employees or more	—	X	X	X

See footnotes at end of table.

Table 5. Establishments, Employees, and Payroll by Industry and Employment Size of Establishments by County: 2004—Con.

[Excludes most government employees, railroad employees, and self-employed persons. Size class 1 to 4 employees includes establishments having payroll, but no employees, during mid-March pay period. For meaning of abbreviations and symbols, see introductory text. For explanation of terms, see Appendix A. For statement on reliability, see the note at the end of the table and Appendix C]

NAICS code	Geography, kind of business, and employment size class	Establishments (number)	Paid employees for pay period including March 12 (number)	First-quarter payroll (\$1,000)	Annual payroll (\$1,000)
	MERCER—Con.				
71	Arts, entertainment, and recreation—Con.				
713	Amusement, gambling, and recreation industries—Con.				
7139	Other amusement and recreation services—Con.				
71394	Fitness and recreational sports centers				
	All establishments	64	635	1 872	8 922
	Establishments with 1 to 4 employees	31	X	X	X
	Establishments with 5 to 9 employees	15	X	X	X
	Establishments with 10 to 19 employees	8	X	X	X
	Establishments with 20 to 49 employees	8	X	X	X
	Establishments with 50 to 99 employees	2	X	X	X
	Establishments with 100 to 249 employees	—	X	X	X
	Establishments with 250 to 499 employees	—	X	X	X
	Establishments with 500 to 999 employees	—	X	X	X
	Establishments with 1,000 employees or more	—	X	X	X
713940	Fitness and recreational sports centers				
	All establishments	64	635	1 872	8 922
	Establishments with 1 to 4 employees	31	X	X	X
	Establishments with 5 to 9 employees	15	X	X	X
	Establishments with 10 to 19 employees	8	X	X	X
	Establishments with 20 to 49 employees	8	X	X	X
	Establishments with 50 to 99 employees	2	X	X	X
	Establishments with 100 to 249 employees	—	X	X	X
	Establishments with 250 to 499 employees	—	X	X	X
	Establishments with 500 to 999 employees	—	X	X	X
	Establishments with 1,000 employees or more	—	X	X	X
72	Accommodation and food services				
	All establishments	781	11 136	39 411	171 715
	Establishments with 1 to 4 employees	361	X	X	X
	Establishments with 5 to 9 employees	156	X	X	X
	Establishments with 10 to 19 employees	101	X	X	X
	Establishments with 20 to 49 employees	111	X	X	X
	Establishments with 50 to 99 employees	38	X	X	X
	Establishments with 100 to 249 employees	13	X	X	X
	Establishments with 250 to 499 employees	1	X	X	X
	Establishments with 500 to 999 employees	—	X	X	X
	Establishments with 1,000 employees or more	—	X	X	X
721	Accommodation				
	All establishments	34	1 396	6 741	30 650
	Establishments with 1 to 4 employees	13	X	X	X
	Establishments with 5 to 9 employees	2	X	X	X
	Establishments with 10 to 19 employees	7	X	X	X
	Establishments with 20 to 49 employees	5	X	X	X
	Establishments with 50 to 99 employees	2	X	X	X
	Establishments with 100 to 249 employees	4	X	X	X
	Establishments with 250 to 499 employees	1	X	X	X
	Establishments with 500 to 999 employees	—	X	X	X
	Establishments with 1,000 employees or more	—	X	X	X
7211	Traveler accommodation				
	All establishments	28	1 378	6 658	30 236
	Establishments with 1 to 4 employees	8	X	X	X
	Establishments with 5 to 9 employees	2	X	X	X
	Establishments with 10 to 19 employees	6	X	X	X
	Establishments with 20 to 49 employees	5	X	X	X
	Establishments with 50 to 99 employees	2	X	X	X
	Establishments with 100 to 249 employees	4	X	X	X
	Establishments with 250 to 499 employees	1	X	X	X
	Establishments with 500 to 999 employees	—	X	X	X
	Establishments with 1,000 employees or more	—	X	X	X
72111	Hotels (except casino hotels) and motels				
	All establishments	28	1 378	6 658	30 236
	Establishments with 1 to 4 employees	8	X	X	X
	Establishments with 5 to 9 employees	2	X	X	X
	Establishments with 10 to 19 employees	6	X	X	X
	Establishments with 20 to 49 employees	5	X	X	X
	Establishments with 50 to 99 employees	2	X	X	X
	Establishments with 100 to 249 employees	4	X	X	X
	Establishments with 250 to 499 employees	1	X	X	X
	Establishments with 500 to 999 employees	—	X	X	X
	Establishments with 1,000 employees or more	—	X	X	X
721110	Hotels (except casino hotels) and motels				
	All establishments	28	1 378	6 658	30 236
	Establishments with 1 to 4 employees	8	X	X	X
	Establishments with 5 to 9 employees	2	X	X	X
	Establishments with 10 to 19 employees	6	X	X	X
	Establishments with 20 to 49 employees	5	X	X	X
	Establishments with 50 to 99 employees	2	X	X	X
	Establishments with 100 to 249 employees	4	X	X	X
	Establishments with 250 to 499 employees	1	X	X	X
	Establishments with 500 to 999 employees	—	X	X	X
	Establishments with 1,000 employees or more	—	X	X	X

See footnotes at end of table.

Table 5. Establishments, Employees, and Payroll by Industry and Employment Size of Establishments by County: 2004—Con.

[Excludes most government employees, railroad employees, and self-employed persons. Size class 1 to 4 employees includes establishments having payroll, but no employees, during mid-March pay period. For meaning of abbreviations and symbols, see introductory text. For explanation of terms, see Appendix A. For statement on reliability, see the note at the end of the table and Appendix C]

NAICS code	Geography, kind of business, and employment size class	Establishments (number)	Paid employees for pay period including March 12 (number)	First-quarter payroll (\$1,000)	Annual payroll (\$1,000)
	MERCER—Con.				
72	Accommodation and food services—Con.				
722	Food services and drinking places				
	All establishments	747	9 740	32 670	141 065
	Establishments with 1 to 4 employees	348	X	X	X
	Establishments with 5 to 9 employees	154	X	X	X
	Establishments with 10 to 19 employees	94	X	X	X
	Establishments with 20 to 49 employees	106	X	X	X
	Establishments with 50 to 99 employees	36	X	X	X
	Establishments with 100 to 249 employees	9	X	X	X
	Establishments with 250 to 499 employees	—	X	X	X
	Establishments with 500 to 999 employees	—	X	X	X
	Establishments with 1,000 employees or more	—	X	X	X
7221	Full-service restaurants				
	All establishments	279	5 037	17 638	74 083
	Establishments with 1 to 4 employees	97	X	X	X
	Establishments with 5 to 9 employees	59	X	X	X
	Establishments with 10 to 19 employees	38	X	X	X
	Establishments with 20 to 49 employees	55	X	X	X
	Establishments with 50 to 99 employees	25	X	X	X
	Establishments with 100 to 249 employees	5	X	X	X
	Establishments with 250 to 499 employees	—	X	X	X
	Establishments with 500 to 999 employees	—	X	X	X
	Establishments with 1,000 employees or more	—	X	X	X
72211	Full-service restaurants				
	All establishments	279	5 037	17 638	74 083
	Establishments with 1 to 4 employees	97	X	X	X
	Establishments with 5 to 9 employees	59	X	X	X
	Establishments with 10 to 19 employees	38	X	X	X
	Establishments with 20 to 49 employees	55	X	X	X
	Establishments with 50 to 99 employees	25	X	X	X
	Establishments with 100 to 249 employees	5	X	X	X
	Establishments with 250 to 499 employees	—	X	X	X
	Establishments with 500 to 999 employees	—	X	X	X
	Establishments with 1,000 employees or more	—	X	X	X
722110	Full-service restaurants				
	All establishments	279	5 037	17 638	74 083
	Establishments with 1 to 4 employees	97	X	X	X
	Establishments with 5 to 9 employees	59	X	X	X
	Establishments with 10 to 19 employees	38	X	X	X
	Establishments with 20 to 49 employees	55	X	X	X
	Establishments with 50 to 99 employees	25	X	X	X
	Establishments with 100 to 249 employees	5	X	X	X
	Establishments with 250 to 499 employees	—	X	X	X
	Establishments with 500 to 999 employees	—	X	X	X
	Establishments with 1,000 employees or more	—	X	X	X
7222	Limited-service eating places				
	All establishments	328	2 980	8 624	38 266
	Establishments with 1 to 4 employees	177	X	X	X
	Establishments with 5 to 9 employees	66	X	X	X
	Establishments with 10 to 19 employees	41	X	X	X
	Establishments with 20 to 49 employees	36	X	X	X
	Establishments with 50 to 99 employees	6	X	X	X
	Establishments with 100 to 249 employees	2	X	X	X
	Establishments with 250 to 499 employees	—	X	X	X
	Establishments with 500 to 999 employees	—	X	X	X
	Establishments with 1,000 employees or more	—	X	X	X
72221	Limited-service eating places				
	All establishments	328	2 980	8 624	38 266
	Establishments with 1 to 4 employees	177	X	X	X
	Establishments with 5 to 9 employees	66	X	X	X
	Establishments with 10 to 19 employees	41	X	X	X
	Establishments with 20 to 49 employees	36	X	X	X
	Establishments with 50 to 99 employees	6	X	X	X
	Establishments with 100 to 249 employees	2	X	X	X
	Establishments with 250 to 499 employees	—	X	X	X
	Establishments with 500 to 999 employees	—	X	X	X
	Establishments with 1,000 employees or more	—	X	X	X
722211	Limited-service restaurants				
	All establishments	258	2 387	6 707	29 242
	Establishments with 1 to 4 employees	149	X	X	X
	Establishments with 5 to 9 employees	46	X	X	X
	Establishments with 10 to 19 employees	25	X	X	X
	Establishments with 20 to 49 employees	30	X	X	X
	Establishments with 50 to 99 employees	6	X	X	X
	Establishments with 100 to 249 employees	2	X	X	X
	Establishments with 250 to 499 employees	—	X	X	X
	Establishments with 500 to 999 employees	—	X	X	X
	Establishments with 1,000 employees or more	—	X	X	X

See footnotes at end of table.

Table 5. Establishments, Employees, and Payroll by Industry and Employment Size of Establishments by County: 2004—Con.

[Excludes most government employees, railroad employees, and self-employed persons. Size class 1 to 4 employees includes establishments having payroll, but no employees, during mid-March pay period. For meaning of abbreviations and symbols, see introductory text. For explanation of terms, see Appendix A. For statement on reliability, see the note at the end of the table and Appendix C]

NAICS code	Geography, kind of business, and employment size class	Establishments (number)	Paid employees for pay period including March 12 (number)	First-quarter payroll (\$1,000)	Annual payroll (\$1,000)
72	MERCER—Con.				
	Accommodation and food services—Con.				
722	Food services and drinking places—Con.				
7222	Limited-service eating places—Con.				
72221	Limited-service eating places—Con.				
722213	Snack and nonalcoholic beverage bars				
	All establishments	67	573	1 867	8 832
	Establishments with 1 to 4 employees	26	X	X	X
	Establishments with 5 to 9 employees	20	X	X	X
	Establishments with 10 to 19 employees	15	X	X	X
	Establishments with 20 to 49 employees	6	X	X	X
	Establishments with 50 to 99 employees	—	X	X	X
	Establishments with 100 to 249 employees	—	X	X	X
	Establishments with 250 to 499 employees	—	X	X	X
	Establishments with 500 to 999 employees	—	X	X	X
	Establishments with 1,000 employees or more	—	X	X	X
7223	Special food services				
	All establishments	75	1 374	5 401	24 276
	Establishments with 1 to 4 employees	32	X	X	X
	Establishments with 5 to 9 employees	12	X	X	X
	Establishments with 10 to 19 employees	11	X	X	X
	Establishments with 20 to 49 employees	14	X	X	X
	Establishments with 50 to 99 employees	4	X	X	X
	Establishments with 100 to 249 employees	2	X	X	X
	Establishments with 250 to 499 employees	—	X	X	X
	Establishments with 500 to 999 employees	—	X	X	X
	Establishments with 1,000 employees or more	—	X	X	X
72231	Food service contractors				
	All establishments	62	1 274	5 213	23 310
	Establishments with 1 to 4 employees	23	X	X	X
	Establishments with 5 to 9 employees	12	X	X	X
	Establishments with 10 to 19 employees	9	X	X	X
	Establishments with 20 to 49 employees	12	X	X	X
	Establishments with 50 to 99 employees	4	X	X	X
	Establishments with 100 to 249 employees	2	X	X	X
	Establishments with 250 to 499 employees	—	X	X	X
	Establishments with 500 to 999 employees	—	X	X	X
	Establishments with 1,000 employees or more	—	X	X	X
722310	Food service contractors				
	All establishments	62	1 274	5 213	23 310
	Establishments with 1 to 4 employees	23	X	X	X
	Establishments with 5 to 9 employees	12	X	X	X
	Establishments with 10 to 19 employees	9	X	X	X
	Establishments with 20 to 49 employees	12	X	X	X
	Establishments with 50 to 99 employees	4	X	X	X
	Establishments with 100 to 249 employees	2	X	X	X
	Establishments with 250 to 499 employees	—	X	X	X
	Establishments with 500 to 999 employees	—	X	X	X
	Establishments with 1,000 employees or more	—	X	X	X
72232	Caterers				
	All establishments	13	100	188	966
	Establishments with 1 to 4 employees	9	X	X	X
	Establishments with 5 to 9 employees	—	X	X	X
	Establishments with 10 to 19 employees	2	X	X	X
	Establishments with 20 to 49 employees	2	X	X	X
	Establishments with 50 to 99 employees	—	X	X	X
	Establishments with 100 to 249 employees	—	X	X	X
	Establishments with 250 to 499 employees	—	X	X	X
	Establishments with 500 to 999 employees	—	X	X	X
	Establishments with 1,000 employees or more	—	X	X	X
722320	Caterers				
	All establishments	13	100	188	966
	Establishments with 1 to 4 employees	9	X	X	X
	Establishments with 5 to 9 employees	—	X	X	X
	Establishments with 10 to 19 employees	2	X	X	X
	Establishments with 20 to 49 employees	2	X	X	X
	Establishments with 50 to 99 employees	—	X	X	X
	Establishments with 100 to 249 employees	—	X	X	X
	Establishments with 250 to 499 employees	—	X	X	X
	Establishments with 500 to 999 employees	—	X	X	X
	Establishments with 1,000 employees or more	—	X	X	X
7224	Drinking places (alcoholic beverages)				
	All establishments	65	349	1 007	4 440
	Establishments with 1 to 4 employees	42	X	X	X
	Establishments with 5 to 9 employees	17	X	X	X
	Establishments with 10 to 19 employees	4	X	X	X
	Establishments with 20 to 49 employees	1	X	X	X
	Establishments with 50 to 99 employees	1	X	X	X
	Establishments with 100 to 249 employees	—	X	X	X
	Establishments with 250 to 499 employees	—	X	X	X
	Establishments with 500 to 999 employees	—	X	X	X
	Establishments with 1,000 employees or more	—	X	X	X

See footnotes at end of table.

Table 5. Establishments, Employees, and Payroll by Industry and Employment Size of Establishments by County: 2004—Con.

[Excludes most government employees, railroad employees, and self-employed persons. Size class 1 to 4 employees includes establishments having payroll, but no employees, during mid-March pay period. For meaning of abbreviations and symbols, see introductory text. For explanation of terms, see Appendix A. For statement on reliability, see the note at the end of the table and Appendix C]

NAICS code	Geography, kind of business, and employment size class	Establishments (number)	Paid employees for pay period including March 12 (number)	First-quarter payroll (\$1,000)	Annual payroll (\$1,000)
	MERCER—Con.				
72	Accommodation and food services—Con.				
722	Food services and drinking places—Con.				
7224	Drinking places (alcoholic beverages)—Con.				
72241	Drinking places (alcoholic beverages)				
	All establishments	65	349	1 007	4 440
	Establishments with 1 to 4 employees	42	X	X	X
	Establishments with 5 to 9 employees	17	X	X	X
	Establishments with 10 to 19 employees	4	X	X	X
	Establishments with 20 to 49 employees	1	X	X	X
	Establishments with 50 to 99 employees	1	X	X	X
	Establishments with 100 to 249 employees	—	X	X	X
	Establishments with 250 to 499 employees	—	X	X	X
	Establishments with 500 to 999 employees	—	X	X	X
	Establishments with 1,000 employees or more	—	X	X	X
722410	Drinking places (alcoholic beverages)				
	All establishments	65	349	1 007	4 440
	Establishments with 1 to 4 employees	42	X	X	X
	Establishments with 5 to 9 employees	17	X	X	X
	Establishments with 10 to 19 employees	4	X	X	X
	Establishments with 20 to 49 employees	1	X	X	X
	Establishments with 50 to 99 employees	1	X	X	X
	Establishments with 100 to 249 employees	—	X	X	X
	Establishments with 250 to 499 employees	—	X	X	X
	Establishments with 500 to 999 employees	—	X	X	X
	Establishments with 1,000 employees or more	—	X	X	X
81	Other services (except public administration)				
	All establishments	1 092	10 304	80 425	353 336
	Establishments with 1 to 4 employees	635	X	X	X
	Establishments with 5 to 9 employees	237	X	X	X
	Establishments with 10 to 19 employees	132	X	X	X
	Establishments with 20 to 49 employees	65	X	X	X
	Establishments with 50 to 99 employees	11	X	X	X
	Establishments with 100 to 249 employees	9	X	X	X
	Establishments with 250 to 499 employees	2	X	X	X
	Establishments with 500 to 999 employees	—	X	X	X
	Establishments with 1,000 employees or more	1	X	X	X
811	Repair and maintenance				
	All establishments	213	1 340	10 725	44 715
	Establishments with 1 to 4 employees	131	X	X	X
	Establishments with 5 to 9 employees	42	X	X	X
	Establishments with 10 to 19 employees	26	X	X	X
	Establishments with 20 to 49 employees	13	X	X	X
	Establishments with 50 to 99 employees	1	X	X	X
	Establishments with 100 to 249 employees	—	X	X	X
	Establishments with 250 to 499 employees	—	X	X	X
	Establishments with 500 to 999 employees	—	X	X	X
	Establishments with 1,000 employees or more	—	X	X	X
8111	Automotive repair and maintenance				
	All establishments	164	994	7 295	30 486
	Establishments with 1 to 4 employees	100	X	X	X
	Establishments with 5 to 9 employees	33	X	X	X
	Establishments with 10 to 19 employees	21	X	X	X
	Establishments with 20 to 49 employees	10	X	X	X
	Establishments with 50 to 99 employees	—	X	X	X
	Establishments with 100 to 249 employees	—	X	X	X
	Establishments with 250 to 499 employees	—	X	X	X
	Establishments with 500 to 999 employees	—	X	X	X
	Establishments with 1,000 employees or more	—	X	X	X
81111	Automotive mechanical and electrical repair and maintenance				
	All establishments	105	447	3 044	13 358
	Establishments with 1 to 4 employees	75	X	X	X
	Establishments with 5 to 9 employees	21	X	X	X
	Establishments with 10 to 19 employees	7	X	X	X
	Establishments with 20 to 49 employees	2	X	X	X
	Establishments with 50 to 99 employees	—	X	X	X
	Establishments with 100 to 249 employees	—	X	X	X
	Establishments with 250 to 499 employees	—	X	X	X
	Establishments with 500 to 999 employees	—	X	X	X
	Establishments with 1,000 employees or more	—	X	X	X
811111	General automotive repair				
	All establishments	84	350	2 271	9 463
	Establishments with 1 to 4 employees	61	X	X	X
	Establishments with 5 to 9 employees	16	X	X	X
	Establishments with 10 to 19 employees	6	X	X	X
	Establishments with 20 to 49 employees	1	X	X	X
	Establishments with 50 to 99 employees	—	X	X	X
	Establishments with 100 to 249 employees	—	X	X	X
	Establishments with 250 to 499 employees	—	X	X	X
	Establishments with 500 to 999 employees	—	X	X	X
	Establishments with 1,000 employees or more	—	X	X	X

See footnotes at end of table.

Table 5. Establishments, Employees, and Payroll by Industry and Employment Size of Establishments by County: 2004—Con.

[Excludes most government employees, railroad employees, and self-employed persons. Size class 1 to 4 employees includes establishments having payroll, but no employees, during mid-March pay period. For meaning of abbreviations and symbols, see introductory text. For explanation of terms, see Appendix A. For statement on reliability, see the note at the end of the table and Appendix C]

NAICS code	Geography, kind of business, and employment size class	Establishments (number)	Paid employees for pay period including March 12 (number)	First-quarter payroll (\$1,000)	Annual payroll (\$1,000)
81	MERCER—Con.				
	Other services (except public administration)—Con.				
811	Repair and maintenance—Con.				
8111	Automotive repair and maintenance—Con.				
81112	Automotive body, paint, interior, and glass repair				
	All establishments	42	327	3 106	12 690
	Establishments with 1 to 4 employees	19	X	X	X
	Establishments with 5 to 9 employees	9	X	X	X
	Establishments with 10 to 19 employees	12	X	X	X
	Establishments with 20 to 49 employees	2	X	X	X
	Establishments with 50 to 99 employees	—	X	X	X
	Establishments with 100 to 249 employees	—	X	X	X
	Establishments with 250 to 499 employees	—	X	X	X
	Establishments with 500 to 999 employees	—	X	X	X
	Establishments with 1,000 employees or more	—	X	X	X
81121	Automotive body, paint, and interior repair and maintenance				
	All establishments	35	278	2 597	10 580
	Establishments with 1 to 4 employees	15	X	X	X
	Establishments with 5 to 9 employees	8	X	X	X
	Establishments with 10 to 19 employees	11	X	X	X
	Establishments with 20 to 49 employees	1	X	X	X
	Establishments with 50 to 99 employees	—	X	X	X
	Establishments with 100 to 249 employees	—	X	X	X
	Establishments with 250 to 499 employees	—	X	X	X
	Establishments with 500 to 999 employees	—	X	X	X
	Establishments with 1,000 employees or more	—	X	X	X
81119	Other automotive repair and maintenance				
	All establishments	17	220	1 145	4 438
	Establishments with 1 to 4 employees	6	X	X	X
	Establishments with 5 to 9 employees	3	X	X	X
	Establishments with 10 to 19 employees	2	X	X	X
	Establishments with 20 to 49 employees	6	X	X	X
	Establishments with 50 to 99 employees	—	X	X	X
	Establishments with 100 to 249 employees	—	X	X	X
	Establishments with 250 to 499 employees	—	X	X	X
	Establishments with 500 to 999 employees	—	X	X	X
	Establishments with 1,000 employees or more	—	X	X	X
811192	Car washes				
	All establishments	14	162	785	3 058
	Establishments with 1 to 4 employees	6	X	X	X
	Establishments with 5 to 9 employees	2	X	X	X
	Establishments with 10 to 19 employees	1	X	X	X
	Establishments with 20 to 49 employees	5	X	X	X
	Establishments with 50 to 99 employees	—	X	X	X
	Establishments with 100 to 249 employees	—	X	X	X
	Establishments with 250 to 499 employees	—	X	X	X
	Establishments with 500 to 999 employees	—	X	X	X
	Establishments with 1,000 employees or more	—	X	X	X
8112	Electronic and precision equipment repair and maintenance				
	All establishments	17	158	1 577	5 674
	Establishments with 1 to 4 employees	10	X	X	X
	Establishments with 5 to 9 employees	3	X	X	X
	Establishments with 10 to 19 employees	3	X	X	X
	Establishments with 20 to 49 employees	—	X	X	X
	Establishments with 50 to 99 employees	1	X	X	X
	Establishments with 100 to 249 employees	—	X	X	X
	Establishments with 250 to 499 employees	—	X	X	X
	Establishments with 500 to 999 employees	—	X	X	X
	Establishments with 1,000 employees or more	—	X	X	X
81121	Electronic and precision equipment repair and maintenance				
	All establishments	17	158	1 577	5 674
	Establishments with 1 to 4 employees	10	X	X	X
	Establishments with 5 to 9 employees	3	X	X	X
	Establishments with 10 to 19 employees	3	X	X	X
	Establishments with 20 to 49 employees	—	X	X	X
	Establishments with 50 to 99 employees	1	X	X	X
	Establishments with 100 to 249 employees	—	X	X	X
	Establishments with 250 to 499 employees	—	X	X	X
	Establishments with 500 to 999 employees	—	X	X	X
	Establishments with 1,000 employees or more	—	X	X	X
811212	Computer and office machine repair and maintenance				
	All establishments	9	c	D	D
	Establishments with 1 to 4 employees	5	X	X	X
	Establishments with 5 to 9 employees	1	X	X	X
	Establishments with 10 to 19 employees	2	X	X	X
	Establishments with 20 to 49 employees	—	X	X	X
	Establishments with 50 to 99 employees	1	X	X	X
	Establishments with 100 to 249 employees	—	X	X	X
	Establishments with 250 to 499 employees	—	X	X	X
	Establishments with 500 to 999 employees	—	X	X	X
	Establishments with 1,000 employees or more	—	X	X	X

See footnotes at end of table.

Table 5. Establishments, Employees, and Payroll by Industry and Employment Size of Establishments by County: 2004—Con.

[Excludes most government employees, railroad employees, and self-employed persons. Size class 1 to 4 employees includes establishments having payroll, but no employees, during mid-March pay period. For meaning of abbreviations and symbols, see introductory text. For explanation of terms, see Appendix A. For statement on reliability, see the note at the end of the table and Appendix C]

NAICS code	Geography, kind of business, and employment size class	Establishments (number)	Paid employees for pay period including March 12 (number)	First-quarter payroll (\$1,000)	Annual payroll (\$1,000)
	MERCER—Con.				
81	Other services (except public administration)—Con.				
811	Repair and maintenance—Con.				
8113	Commercial and industrial machinery and equipment (except automotive and electronic) repair and maintenance				
	All establishments	14	121	1 425	6 724
	Establishments with 1 to 4 employees	6	X	X	X
	Establishments with 5 to 9 employees	4	X	X	X
	Establishments with 10 to 19 employees	2	X	X	X
	Establishments with 20 to 49 employees	2	X	X	X
	Establishments with 50 to 99 employees	—	X	X	X
	Establishments with 100 to 249 employees	—	X	X	X
	Establishments with 250 to 499 employees	—	X	X	X
	Establishments with 500 to 999 employees	—	X	X	X
	Establishments with 1,000 employees or more	—	X	X	X
81131	Commercial and industrial machinery and equipment (except automotive and electronic) repair and maintenance				
	All establishments	14	121	1 425	6 724
	Establishments with 1 to 4 employees	6	X	X	X
	Establishments with 5 to 9 employees	4	X	X	X
	Establishments with 10 to 19 employees	2	X	X	X
	Establishments with 20 to 49 employees	2	X	X	X
	Establishments with 50 to 99 employees	—	X	X	X
	Establishments with 100 to 249 employees	—	X	X	X
	Establishments with 250 to 499 employees	—	X	X	X
	Establishments with 500 to 999 employees	—	X	X	X
	Establishments with 1,000 employees or more	—	X	X	X
811310	Commercial and industrial machinery and equipment (except automotive and electronic) repair and maintenance				
	All establishments	14	121	1 425	6 724
	Establishments with 1 to 4 employees	6	X	X	X
	Establishments with 5 to 9 employees	4	X	X	X
	Establishments with 10 to 19 employees	2	X	X	X
	Establishments with 20 to 49 employees	2	X	X	X
	Establishments with 50 to 99 employees	—	X	X	X
	Establishments with 100 to 249 employees	—	X	X	X
	Establishments with 250 to 499 employees	—	X	X	X
	Establishments with 500 to 999 employees	—	X	X	X
	Establishments with 1,000 employees or more	—	X	X	X
812	Personal and laundry services				
	All establishments	387	1 918	8 994	38 593
	Establishments with 1 to 4 employees	252	X	X	X
	Establishments with 5 to 9 employees	88	X	X	X
	Establishments with 10 to 19 employees	34	X	X	X
	Establishments with 20 to 49 employees	12	X	X	X
	Establishments with 50 to 99 employees	1	X	X	X
	Establishments with 100 to 249 employees	—	X	X	X
	Establishments with 250 to 499 employees	—	X	X	X
	Establishments with 500 to 999 employees	—	X	X	X
	Establishments with 1,000 employees or more	—	X	X	X
8121	Personal care services				
	All establishments	213	1 200	5 192	21 930
	Establishments with 1 to 4 employees	124	X	X	X
	Establishments with 5 to 9 employees	59	X	X	X
	Establishments with 10 to 19 employees	22	X	X	X
	Establishments with 20 to 49 employees	7	X	X	X
	Establishments with 50 to 99 employees	1	X	X	X
	Establishments with 100 to 249 employees	—	X	X	X
	Establishments with 250 to 499 employees	—	X	X	X
	Establishments with 500 to 999 employees	—	X	X	X
	Establishments with 1,000 employees or more	—	X	X	X
81211	Hair, nail, and skin care services				
	All establishments	187	1 066	4 837	20 426
	Establishments with 1 to 4 employees	109	X	X	X
	Establishments with 5 to 9 employees	52	X	X	X
	Establishments with 10 to 19 employees	18	X	X	X
	Establishments with 20 to 49 employees	7	X	X	X
	Establishments with 50 to 99 employees	1	X	X	X
	Establishments with 100 to 249 employees	—	X	X	X
	Establishments with 250 to 499 employees	—	X	X	X
	Establishments with 500 to 999 employees	—	X	X	X
	Establishments with 1,000 employees or more	—	X	X	X
812112	Beauty salons				
	All establishments	138	899	4 257	17 907
	Establishments with 1 to 4 employees	76	X	X	X
	Establishments with 5 to 9 employees	38	X	X	X
	Establishments with 10 to 19 employees	16	X	X	X
	Establishments with 20 to 49 employees	7	X	X	X
	Establishments with 50 to 99 employees	1	X	X	X
	Establishments with 100 to 249 employees	—	X	X	X
	Establishments with 250 to 499 employees	—	X	X	X
	Establishments with 500 to 999 employees	—	X	X	X
	Establishments with 1,000 employees or more	—	X	X	X

See footnotes at end of table.

Table 5. Establishments, Employees, and Payroll by Industry and Employment Size of Establishments by County: 2004—Con.

[Excludes most government employees, railroad employees, and self-employed persons. Size class 1 to 4 employees includes establishments having payroll, but no employees, during mid-March pay period. For meaning of abbreviations and symbols, see introductory text. For explanation of terms, see Appendix A. For statement on reliability, see the note at the end of the table and Appendix C]

NAICS code	Geography, kind of business, and employment size class	Establishments (number)	Paid employees for pay period including March 12 (number)	First-quarter payroll (\$1,000)	Annual payroll (\$1,000)
	MERCER—Con.				
81	Other services (except public administration)—Con.				
812	Personal and laundry services—Con.				
8121	Personal care services—Con.				
81211	Hair, nail, and skin care services—Con.				
812113	Nail salons				
	All establishments	31	107	332	1 564
	Establishments with 1 to 4 employees	19	X	X	X
	Establishments with 5 to 9 employees	11	X	X	X
	Establishments with 10 to 19 employees	1	X	X	X
	Establishments with 20 to 49 employees	—	X	X	X
	Establishments with 50 to 99 employees	—	X	X	X
	Establishments with 100 to 249 employees	—	X	X	X
	Establishments with 250 to 499 employees	—	X	X	X
	Establishments with 500 to 999 employees	—	X	X	X
	Establishments with 1,000 employees or more	—	X	X	X
81219	Other personal care services				
	All establishments	26	134	355	1 504
	Establishments with 1 to 4 employees	15	X	X	X
	Establishments with 5 to 9 employees	7	X	X	X
	Establishments with 10 to 19 employees	4	X	X	X
	Establishments with 20 to 49 employees	—	X	X	X
	Establishments with 50 to 99 employees	—	X	X	X
	Establishments with 100 to 249 employees	—	X	X	X
	Establishments with 250 to 499 employees	—	X	X	X
	Establishments with 500 to 999 employees	—	X	X	X
	Establishments with 1,000 employees or more	—	X	X	X
8122	Death care services				
	All establishments	38	212	1 677	7 411
	Establishments with 1 to 4 employees	25	X	X	X
	Establishments with 5 to 9 employees	8	X	X	X
	Establishments with 10 to 19 employees	3	X	X	X
	Establishments with 20 to 49 employees	2	X	X	X
	Establishments with 50 to 99 employees	—	X	X	X
	Establishments with 100 to 249 employees	—	X	X	X
	Establishments with 250 to 499 employees	—	X	X	X
	Establishments with 500 to 999 employees	—	X	X	X
	Establishments with 1,000 employees or more	—	X	X	X
81221	Funeral homes and funeral services				
	All establishments	25	118	1 076	4 827
	Establishments with 1 to 4 employees	19	X	X	X
	Establishments with 5 to 9 employees	4	X	X	X
	Establishments with 10 to 19 employees	1	X	X	X
	Establishments with 20 to 49 employees	1	X	X	X
	Establishments with 50 to 99 employees	—	X	X	X
	Establishments with 100 to 249 employees	—	X	X	X
	Establishments with 250 to 499 employees	—	X	X	X
	Establishments with 500 to 999 employees	—	X	X	X
	Establishments with 1,000 employees or more	—	X	X	X
812210	Funeral homes and funeral services				
	All establishments	25	118	1 076	4 827
	Establishments with 1 to 4 employees	19	X	X	X
	Establishments with 5 to 9 employees	4	X	X	X
	Establishments with 10 to 19 employees	1	X	X	X
	Establishments with 20 to 49 employees	1	X	X	X
	Establishments with 50 to 99 employees	—	X	X	X
	Establishments with 100 to 249 employees	—	X	X	X
	Establishments with 250 to 499 employees	—	X	X	X
	Establishments with 500 to 999 employees	—	X	X	X
	Establishments with 1,000 employees or more	—	X	X	X
8123	Drycleaning and laundry services				
	All establishments	87	349	1 577	6 628
	Establishments with 1 to 4 employees	65	X	X	X
	Establishments with 5 to 9 employees	13	X	X	X
	Establishments with 10 to 19 employees	7	X	X	X
	Establishments with 20 to 49 employees	2	X	X	X
	Establishments with 50 to 99 employees	—	X	X	X
	Establishments with 100 to 249 employees	—	X	X	X
	Establishments with 250 to 499 employees	—	X	X	X
	Establishments with 500 to 999 employees	—	X	X	X
	Establishments with 1,000 employees or more	—	X	X	X
81232	Drycleaning and laundry services (except coin-operated)				
	All establishments	59	275	1 172	4 959
	Establishments with 1 to 4 employees	42	X	X	X
	Establishments with 5 to 9 employees	9	X	X	X
	Establishments with 10 to 19 employees	6	X	X	X
	Establishments with 20 to 49 employees	2	X	X	X
	Establishments with 50 to 99 employees	—	X	X	X
	Establishments with 100 to 249 employees	—	X	X	X
	Establishments with 250 to 499 employees	—	X	X	X
	Establishments with 500 to 999 employees	—	X	X	X
	Establishments with 1,000 employees or more	—	X	X	X

See footnotes at end of table.

Table 5. Establishments, Employees, and Payroll by Industry and Employment Size of Establishments by County: 2004—Con.

[Excludes most government employees, railroad employees, and self-employed persons. Size class 1 to 4 employees includes establishments having payroll, but no employees, during mid-March pay period. For meaning of abbreviations and symbols, see introductory text. For explanation of terms, see Appendix A. For statement on reliability, see the note at the end of the table and Appendix C]

NAICS code	Geography, kind of business, and employment size class	Establishments (number)	Paid employees for pay period including March 12 (number)	First-quarter payroll (\$1,000)	Annual payroll (\$1,000)
	MERCER—Con.				
81	Other services (except public administration)—Con.				
812	Personal and laundry services—Con.				
8123	Drycleaning and laundry services—Con.				
81232	Drycleaning and laundry services (except coin-operated)—Con.				
812320	Drycleaning and laundry services (except coin-operated)				
	All establishments	59	275	1 172	4 959
	Establishments with 1 to 4 employees	42	X	X	X
	Establishments with 5 to 9 employees	9	X	X	X
	Establishments with 10 to 19 employees	6	X	X	X
	Establishments with 20 to 49 employees	2	X	X	X
	Establishments with 50 to 99 employees	—	X	X	X
	Establishments with 100 to 249 employees	—	X	X	X
	Establishments with 250 to 499 employees	—	X	X	X
	Establishments with 500 to 999 employees	—	X	X	X
	Establishments with 1,000 employees or more	—	X	X	X
8129	Other personal services				
	All establishments	49	157	548	2 624
	Establishments with 1 to 4 employees	38	X	X	X
	Establishments with 5 to 9 employees	8	X	X	X
	Establishments with 10 to 19 employees	2	X	X	X
	Establishments with 20 to 49 employees	1	X	X	X
	Establishments with 50 to 99 employees	—	X	X	X
	Establishments with 100 to 249 employees	—	X	X	X
	Establishments with 250 to 499 employees	—	X	X	X
	Establishments with 500 to 999 employees	—	X	X	X
	Establishments with 1,000 employees or more	—	X	X	X
813	Religious, grantmaking, civic, professional, and similar organizations				
	All establishments	492	7 046	60 706	270 028
	Establishments with 1 to 4 employees	252	X	X	X
	Establishments with 5 to 9 employees	107	X	X	X
	Establishments with 10 to 19 employees	72	X	X	X
	Establishments with 20 to 49 employees	40	X	X	X
	Establishments with 50 to 99 employees	9	X	X	X
	Establishments with 100 to 249 employees	9	X	X	X
	Establishments with 250 to 499 employees	2	X	X	X
	Establishments with 500 to 999 employees	—	X	X	X
	Establishments with 1,000 employees or more	1	X	X	X
8131	Religious organizations				
	All establishments	180	2 062	9 790	38 313
	Establishments with 1 to 4 employees	86	X	X	X
	Establishments with 5 to 9 employees	46	X	X	X
	Establishments with 10 to 19 employees	24	X	X	X
	Establishments with 20 to 49 employees	17	X	X	X
	Establishments with 50 to 99 employees	4	X	X	X
	Establishments with 100 to 249 employees	3	X	X	X
	Establishments with 250 to 499 employees	—	X	X	X
	Establishments with 500 to 999 employees	—	X	X	X
	Establishments with 1,000 employees or more	—	X	X	X
81311	Religious organizations				
	All establishments	180	2 062	9 790	38 313
	Establishments with 1 to 4 employees	86	X	X	X
	Establishments with 5 to 9 employees	46	X	X	X
	Establishments with 10 to 19 employees	24	X	X	X
	Establishments with 20 to 49 employees	17	X	X	X
	Establishments with 50 to 99 employees	4	X	X	X
	Establishments with 100 to 249 employees	3	X	X	X
	Establishments with 250 to 499 employees	—	X	X	X
	Establishments with 500 to 999 employees	—	X	X	X
	Establishments with 1,000 employees or more	—	X	X	X
813110	Religious organizations				
	All establishments	180	2 062	9 790	38 313
	Establishments with 1 to 4 employees	86	X	X	X
	Establishments with 5 to 9 employees	46	X	X	X
	Establishments with 10 to 19 employees	24	X	X	X
	Establishments with 20 to 49 employees	17	X	X	X
	Establishments with 50 to 99 employees	4	X	X	X
	Establishments with 100 to 249 employees	3	X	X	X
	Establishments with 250 to 499 employees	—	X	X	X
	Establishments with 500 to 999 employees	—	X	X	X
	Establishments with 1,000 employees or more	—	X	X	X
8132	Grantmaking and giving services				
	All establishments	59	760	8 911	38 867
	Establishments with 1 to 4 employees	37	X	X	X
	Establishments with 5 to 9 employees	11	X	X	X
	Establishments with 10 to 19 employees	4	X	X	X
	Establishments with 20 to 49 employees	3	X	X	X
	Establishments with 50 to 99 employees	2	X	X	X
	Establishments with 100 to 249 employees	2	X	X	X
	Establishments with 250 to 499 employees	—	X	X	X
	Establishments with 500 to 999 employees	—	X	X	X
	Establishments with 1,000 employees or more	—	X	X	X

See footnotes at end of table.

Table 5. Establishments, Employees, and Payroll by Industry and Employment Size of Establishments by County: 2004—Con.

[Excludes most government employees, railroad employees, and self-employed persons. Size class 1 to 4 employees includes establishments having payroll, but no employees, during mid-March pay period. For meaning of abbreviations and symbols, see introductory text. For explanation of terms, see Appendix A. For statement on reliability, see the note at the end of the table and Appendix C]

NAICS code	Geography, kind of business, and employment size class	Establishments (number)	Paid employees for pay period including March 12 (number)	First-quarter payroll (\$1,000)	Annual payroll (\$1,000)
81	MERCER—Con.				
	Other services (except public administration)—Con.				
813	Religious, grantmaking, civic, professional, and similar organizations—Con.				
8132	Grantmaking and giving services—Con.				
81321	Grantmaking and giving services				
	All establishments	59	760	8 911	38 867
	Establishments with 1 to 4 employees	37	X	X	X
	Establishments with 5 to 9 employees	11	X	X	X
	Establishments with 10 to 19 employees	4	X	X	X
	Establishments with 20 to 49 employees	3	X	X	X
	Establishments with 50 to 99 employees	2	X	X	X
	Establishments with 100 to 249 employees	2	X	X	X
	Establishments with 250 to 499 employees	—	X	X	X
	Establishments with 500 to 999 employees	—	X	X	X
	Establishments with 1,000 employees or more	—	X	X	X
813211	Grantmaking foundations				
	All establishments	40	402	6 577	28 894
	Establishments with 1 to 4 employees	28	X	X	X
	Establishments with 5 to 9 employees	7	X	X	X
	Establishments with 10 to 19 employees	2	X	X	X
	Establishments with 20 to 49 employees	2	X	X	X
	Establishments with 50 to 99 employees	—	X	X	X
	Establishments with 100 to 249 employees	1	X	X	X
	Establishments with 250 to 499 employees	—	X	X	X
	Establishments with 500 to 999 employees	—	X	X	X
	Establishments with 1,000 employees or more	—	X	X	X
813212	Voluntary health organizations				
	All establishments	11	181	1 015	4 228
	Establishments with 1 to 4 employees	5	X	X	X
	Establishments with 5 to 9 employees	3	X	X	X
	Establishments with 10 to 19 employees	2	X	X	X
	Establishments with 20 to 49 employees	—	X	X	X
	Establishments with 50 to 99 employees	—	X	X	X
	Establishments with 100 to 249 employees	1	X	X	X
	Establishments with 250 to 499 employees	—	X	X	X
	Establishments with 500 to 999 employees	—	X	X	X
	Establishments with 1,000 employees or more	—	X	X	X
813219	Other grantmaking and giving services				
	All establishments	8	177	1 319	5 745
	Establishments with 1 to 4 employees	4	X	X	X
	Establishments with 5 to 9 employees	1	X	X	X
	Establishments with 10 to 19 employees	—	X	X	X
	Establishments with 20 to 49 employees	1	X	X	X
	Establishments with 50 to 99 employees	2	X	X	X
	Establishments with 100 to 249 employees	—	X	X	X
	Establishments with 250 to 499 employees	—	X	X	X
	Establishments with 500 to 999 employees	—	X	X	X
	Establishments with 1,000 employees or more	—	X	X	X
8133	Social advocacy organizations				
	All establishments	37	288	2 249	9 496
	Establishments with 1 to 4 employees	25	X	X	X
	Establishments with 5 to 9 employees	4	X	X	X
	Establishments with 10 to 19 employees	6	X	X	X
	Establishments with 20 to 49 employees	1	X	X	X
	Establishments with 50 to 99 employees	—	X	X	X
	Establishments with 100 to 249 employees	1	X	X	X
	Establishments with 250 to 499 employees	—	X	X	X
	Establishments with 500 to 999 employees	—	X	X	X
	Establishments with 1,000 employees or more	—	X	X	X
81331	Social advocacy organizations				
	All establishments	37	288	2 249	9 496
	Establishments with 1 to 4 employees	25	X	X	X
	Establishments with 5 to 9 employees	4	X	X	X
	Establishments with 10 to 19 employees	6	X	X	X
	Establishments with 20 to 49 employees	1	X	X	X
	Establishments with 50 to 99 employees	—	X	X	X
	Establishments with 100 to 249 employees	1	X	X	X
	Establishments with 250 to 499 employees	—	X	X	X
	Establishments with 500 to 999 employees	—	X	X	X
	Establishments with 1,000 employees or more	—	X	X	X
813319	Other social advocacy organizations				
	All establishments	19	158	1 435	6 168
	Establishments with 1 to 4 employees	14	X	X	X
	Establishments with 5 to 9 employees	4	X	X	X
	Establishments with 10 to 19 employees	—	X	X	X
	Establishments with 20 to 49 employees	—	X	X	X
	Establishments with 50 to 99 employees	—	X	X	X
	Establishments with 100 to 249 employees	1	X	X	X
	Establishments with 250 to 499 employees	—	X	X	X
	Establishments with 500 to 999 employees	—	X	X	X
	Establishments with 1,000 employees or more	—	X	X	X

See footnotes at end of table.

Table 5. Establishments, Employees, and Payroll by Industry and Employment Size of Establishments by County: 2004—Con.

[Excludes most government employees, railroad employees, and self-employed persons. Size class 1 to 4 employees includes establishments having payroll, but no employees, during mid-March pay period. For meaning of abbreviations and symbols, see introductory text. For explanation of terms, see Appendix A. For statement on reliability, see the note at the end of the table and Appendix C]

NAICS code	Geography, kind of business, and employment size class	Establishments (number)	Paid employees for pay period including March 12 (number)	First-quarter payroll (\$1,000)	Annual payroll (\$1,000)
	MERCER—Con.				
81	Other services (except public administration)—Con.				
813	Religious, grantmaking, civic, professional, and similar organizations—Con.				
8134	Civic and social organizations				
	All establishments	51	1 196	3 582	15 711
	Establishments with 1 to 4 employees	24	X	X	X
	Establishments with 5 to 9 employees	7	X	X	X
	Establishments with 10 to 19 employees	7	X	X	X
	Establishments with 20 to 49 employees	8	X	X	X
	Establishments with 50 to 99 employees	2	X	X	X
	Establishments with 100 to 249 employees	2	X	X	X
	Establishments with 250 to 499 employees	1	X	X	X
	Establishments with 500 to 999 employees	—	X	X	X
	Establishments with 1,000 employees or more	—	X	X	X
81341	Civic and social organizations				
	All establishments	51	1 196	3 582	15 711
	Establishments with 1 to 4 employees	24	X	X	X
	Establishments with 5 to 9 employees	7	X	X	X
	Establishments with 10 to 19 employees	7	X	X	X
	Establishments with 20 to 49 employees	8	X	X	X
	Establishments with 50 to 99 employees	2	X	X	X
	Establishments with 100 to 249 employees	2	X	X	X
	Establishments with 250 to 499 employees	1	X	X	X
	Establishments with 500 to 999 employees	—	X	X	X
	Establishments with 1,000 employees or more	—	X	X	X
813410	Civic and social organizations				
	All establishments	51	1 196	3 582	15 711
	Establishments with 1 to 4 employees	24	X	X	X
	Establishments with 5 to 9 employees	7	X	X	X
	Establishments with 10 to 19 employees	7	X	X	X
	Establishments with 20 to 49 employees	8	X	X	X
	Establishments with 50 to 99 employees	2	X	X	X
	Establishments with 100 to 249 employees	2	X	X	X
	Establishments with 250 to 499 employees	1	X	X	X
	Establishments with 500 to 999 employees	—	X	X	X
	Establishments with 1,000 employees or more	—	X	X	X
8139	Business, professional, labor, political, and similar organizations				
	All establishments	165	2 740	36 174	167 641
	Establishments with 1 to 4 employees	80	X	X	X
	Establishments with 5 to 9 employees	39	X	X	X
	Establishments with 10 to 19 employees	31	X	X	X
	Establishments with 20 to 49 employees	11	X	X	X
	Establishments with 50 to 99 employees	1	X	X	X
	Establishments with 100 to 249 employees	1	X	X	X
	Establishments with 250 to 499 employees	1	X	X	X
	Establishments with 500 to 999 employees	—	X	X	X
	Establishments with 1,000 employees or more	1	X	X	X
81391	Business associations				
	All establishments	53	452	6 142	24 854
	Establishments with 1 to 4 employees	24	X	X	X
	Establishments with 5 to 9 employees	16	X	X	X
	Establishments with 10 to 19 employees	8	X	X	X
	Establishments with 20 to 49 employees	4	X	X	X
	Establishments with 50 to 99 employees	1	X	X	X
	Establishments with 100 to 249 employees	—	X	X	X
	Establishments with 250 to 499 employees	—	X	X	X
	Establishments with 500 to 999 employees	—	X	X	X
	Establishments with 1,000 employees or more	—	X	X	X
813910	Business associations				
	All establishments	53	452	6 142	24 854
	Establishments with 1 to 4 employees	24	X	X	X
	Establishments with 5 to 9 employees	16	X	X	X
	Establishments with 10 to 19 employees	8	X	X	X
	Establishments with 20 to 49 employees	4	X	X	X
	Establishments with 50 to 99 employees	1	X	X	X
	Establishments with 100 to 249 employees	—	X	X	X
	Establishments with 250 to 499 employees	—	X	X	X
	Establishments with 500 to 999 employees	—	X	X	X
	Establishments with 1,000 employees or more	—	X	X	X
81392	Professional organizations				
	All establishments	36	222	2 478	10 381
	Establishments with 1 to 4 employees	18	X	X	X
	Establishments with 5 to 9 employees	11	X	X	X
	Establishments with 10 to 19 employees	5	X	X	X
	Establishments with 20 to 49 employees	2	X	X	X
	Establishments with 50 to 99 employees	—	X	X	X
	Establishments with 100 to 249 employees	—	X	X	X
	Establishments with 250 to 499 employees	—	X	X	X
	Establishments with 500 to 999 employees	—	X	X	X
	Establishments with 1,000 employees or more	—	X	X	X

See footnotes at end of table.

Table 5. Establishments, Employees, and Payroll by Industry and Employment Size of Establishments by County: 2004—Con.

[Excludes most government employees, railroad employees, and self-employed persons. Size class 1 to 4 employees includes establishments having payroll, but no employees, during mid-March pay period. For meaning of abbreviations and symbols, see introductory text. For explanation of terms, see Appendix A. For statement on reliability, see the note at the end of the table and Appendix C]

NAICS code	Geography, kind of business, and employment size class	Establishments (number)	Paid employees for pay period including March 12 (number)	First-quarter payroll (\$1,000)	Annual payroll (\$1,000)
	MERCER—Con.				
81	Other services (except public administration)—Con.				
813	Religious, grantmaking, civic, professional, and similar organizations—Con.				
8139	Business, professional, labor, political, and similar organizations—Con.				
81392	Professional organizations—Con.				
813920	Professional organizations				
	All establishments	36	222	2 478	10 381
	Establishments with 1 to 4 employees	18	X	X	X
	Establishments with 5 to 9 employees	11	X	X	X
	Establishments with 10 to 19 employees	5	X	X	X
	Establishments with 20 to 49 employees	2	X	X	X
	Establishments with 50 to 99 employees	—	X	X	X
	Establishments with 100 to 249 employees	—	X	X	X
	Establishments with 250 to 499 employees	—	X	X	X
	Establishments with 500 to 999 employees	—	X	X	X
	Establishments with 1,000 employees or more	—	X	X	X
81393	Labor Unions and Similar Labor Organizations				
	All establishments	45	763	7 026	29 040
	Establishments with 1 to 4 employees	21	X	X	X
	Establishments with 5 to 9 employees	8	X	X	X
	Establishments with 10 to 19 employees	12	X	X	X
	Establishments with 20 to 49 employees	2	X	X	X
	Establishments with 50 to 99 employees	—	X	X	X
	Establishments with 100 to 249 employees	1	X	X	X
	Establishments with 250 to 499 employees	1	X	X	X
	Establishments with 500 to 999 employees	—	X	X	X
	Establishments with 1,000 employees or more	—	X	X	X
813930	Labor Unions and Similar Labor Organizations				
	All establishments	45	763	7 026	29 040
	Establishments with 1 to 4 employees	21	X	X	X
	Establishments with 5 to 9 employees	8	X	X	X
	Establishments with 10 to 19 employees	12	X	X	X
	Establishments with 20 to 49 employees	2	X	X	X
	Establishments with 50 to 99 employees	—	X	X	X
	Establishments with 100 to 249 employees	1	X	X	X
	Establishments with 250 to 499 employees	1	X	X	X
	Establishments with 500 to 999 employees	—	X	X	X
	Establishments with 1,000 employees or more	—	X	X	X
81394	Political Organizations				
	All establishments	9	g	D	D
	Establishments with 1 to 4 employees	5	X	X	X
	Establishments with 5 to 9 employees	1	X	X	X
	Establishments with 10 to 19 employees	2	X	X	X
	Establishments with 20 to 49 employees	—	X	X	X
	Establishments with 50 to 99 employees	—	X	X	X
	Establishments with 100 to 249 employees	—	X	X	X
	Establishments with 250 to 499 employees	—	X	X	X
	Establishments with 500 to 999 employees	—	X	X	X
	Establishments with 1,000 employees or more	1	X	X	X
813940	Political Organizations				
	All establishments	9	g	D	D
	Establishments with 1 to 4 employees	5	X	X	X
	Establishments with 5 to 9 employees	1	X	X	X
	Establishments with 10 to 19 employees	2	X	X	X
	Establishments with 20 to 49 employees	—	X	X	X
	Establishments with 50 to 99 employees	—	X	X	X
	Establishments with 100 to 249 employees	—	X	X	X
	Establishments with 250 to 499 employees	—	X	X	X
	Establishments with 500 to 999 employees	—	X	X	X
	Establishments with 1,000 employees or more	1	X	X	X
81399	Other similar organizations (except business, professional, labor, and political organizations)				
	All establishments	22	c	D	D
	Establishments with 1 to 4 employees	12	X	X	X
	Establishments with 5 to 9 employees	3	X	X	X
	Establishments with 10 to 19 employees	4	X	X	X
	Establishments with 20 to 49 employees	3	X	X	X
	Establishments with 50 to 99 employees	—	X	X	X
	Establishments with 100 to 249 employees	—	X	X	X
	Establishments with 250 to 499 employees	—	X	X	X
	Establishments with 500 to 999 employees	—	X	X	X
	Establishments with 1,000 employees or more	—	X	X	X

See footnotes at end of table.

Table 5. Establishments, Employees, and Payroll by Industry and Employment Size of Establishments by County: 2004—Con.

[Excludes most government employees, railroad employees, and self-employed persons. Size class 1 to 4 employees includes establishments having payroll, but no employees, during mid-March pay period. For meaning of abbreviations and symbols, see introductory text. For explanation of terms, see Appendix A. For statement on reliability, see the note at the end of the table and Appendix C]

NAICS code	Geography, kind of business, and employment size class	Establishments (number)	Paid employees for pay period including March 12 (number)	First-quarter payroll (\$1,000)	Annual payroll (\$1,000)
	MERCER—Con.				
81	Other services (except public administration)—Con.				
813	Religious, grantmaking, civic, professional, and similar organizations—Con.				
8139	Business, professional, labor, political, and similar organizations—Con.				
81399	Other similar organizations (except business, professional, labor, and political organizations)—Con.				
813990	Other similar organizations (except business, professional, labor, and political organizations)				
	All establishments	22	c	D	D
	Establishments with 1 to 4 employees	12	X	X	X
	Establishments with 5 to 9 employees	3	X	X	X
	Establishments with 10 to 19 employees	4	X	X	X
	Establishments with 20 to 49 employees	3	X	X	X
	Establishments with 50 to 99 employees	—	X	X	X
	Establishments with 100 to 249 employees	—	X	X	X
	Establishments with 250 to 499 employees	—	X	X	X
	Establishments with 500 to 999 employees	—	X	X	X
	Establishments with 1,000 employees or more	—	X	X	X
99	Industries not classified				
	All establishments	70	b	D	D
	Establishments with 1 to 4 employees	66	X	X	X
	Establishments with 5 to 9 employees	4	X	X	X
	Establishments with 10 to 19 employees	—	X	X	X
	Establishments with 20 to 49 employees	—	X	X	X
	Establishments with 50 to 99 employees	—	X	X	X
	Establishments with 100 to 249 employees	—	X	X	X
	Establishments with 250 to 499 employees	—	X	X	X
	Establishments with 500 to 999 employees	—	X	X	X
	Establishments with 1,000 employees or more	—	X	X	X
	MIDDLESEX				
	Total for all sectors				
	All establishments	21 252	389 516	4 509 934	18 049 340
	Establishments with 1 to 4 employees	12 079	X	X	X
	Establishments with 5 to 9 employees	3 622	X	X	X
	Establishments with 10 to 19 employees	2 342	X	X	X
	Establishments with 20 to 49 employees	1 862	X	X	X
	Establishments with 50 to 99 employees	691	X	X	X
	Establishments with 100 to 249 employees	451	X	X	X
	Establishments with 250 to 499 employees	131	X	X	X
	Establishments with 500 to 999 employees	44	X	X	X
	Establishments with 1,000 employees or more	30	X	X	X
11	Forestry, fishing & hunting, and agricultural support services (NAICS 113-115)				
	All establishments	5	b	D	D
	Establishments with 1 to 4 employees	4	X	X	X
	Establishments with 5 to 9 employees	—	X	X	X
	Establishments with 10 to 19 employees	—	X	X	X
	Establishments with 20 to 49 employees	1	X	X	X
	Establishments with 50 to 99 employees	—	X	X	X
	Establishments with 100 to 249 employees	—	X	X	X
	Establishments with 250 to 499 employees	—	X	X	X
	Establishments with 500 to 999 employees	—	X	X	X
	Establishments with 1,000 employees or more	—	X	X	X
21	Mining				
	All establishments	12	149	2 484	11 269
	Establishments with 1 to 4 employees	5	X	X	X
	Establishments with 5 to 9 employees	3	X	X	X
	Establishments with 10 to 19 employees	1	X	X	X
	Establishments with 20 to 49 employees	3	X	X	X
	Establishments with 50 to 99 employees	—	X	X	X
	Establishments with 100 to 249 employees	—	X	X	X
	Establishments with 250 to 499 employees	—	X	X	X
	Establishments with 500 to 999 employees	—	X	X	X
	Establishments with 1,000 employees or more	—	X	X	X
22	Utilities				
	All establishments	34	1 173	22 933	94 558
	Establishments with 1 to 4 employees	10	X	X	X
	Establishments with 5 to 9 employees	6	X	X	X
	Establishments with 10 to 19 employees	2	X	X	X
	Establishments with 20 to 49 employees	8	X	X	X
	Establishments with 50 to 99 employees	5	X	X	X
	Establishments with 100 to 249 employees	3	X	X	X
	Establishments with 250 to 499 employees	—	X	X	X
	Establishments with 500 to 999 employees	—	X	X	X
	Establishments with 1,000 employees or more	—	X	X	X

See footnotes at end of table.

Table 5. Establishments, Employees, and Payroll by Industry and Employment Size of Establishments by County: 2004—Con.

[Excludes most government employees, railroad employees, and self-employed persons. Size class 1 to 4 employees includes establishments having payroll, but no employees, during mid-March pay period. For meaning of abbreviations and symbols, see introductory text. For explanation of terms, see Appendix A. For statement on reliability, see the note at the end of the table and Appendix C]

NAICS code	Geography, kind of business, and employment size class	Establishments (number)	Paid employees for pay period including March 12 (number)	First-quarter payroll (\$1,000)	Annual payroll (\$1,000)
	MIDDLESEX—Con.				
22	Utilities—Con.				
221	Utilities				
	All establishments	34	1 173	22 933	94 558
	Establishments with 1 to 4 employees	10	X	X	X
	Establishments with 5 to 9 employees	6	X	X	X
	Establishments with 10 to 19 employees	2	X	X	X
	Establishments with 20 to 49 employees	8	X	X	X
	Establishments with 50 to 99 employees	5	X	X	X
	Establishments with 100 to 249 employees	3	X	X	X
	Establishments with 250 to 499 employees	—	X	X	X
	Establishments with 500 to 999 employees	—	X	X	X
	Establishments with 1,000 employees or more	—	X	X	X
2211	Electric power generation, transmission, and distribution				
	All establishments	27	g	D	D
	Establishments with 1 to 4 employees	9	X	X	X
	Establishments with 5 to 9 employees	2	X	X	X
	Establishments with 10 to 19 employees	2	X	X	X
	Establishments with 20 to 49 employees	7	X	X	X
	Establishments with 50 to 99 employees	5	X	X	X
	Establishments with 100 to 249 employees	2	X	X	X
	Establishments with 250 to 499 employees	—	X	X	X
	Establishments with 500 to 999 employees	—	X	X	X
	Establishments with 1,000 employees or more	—	X	X	X
22111	Electric power generation				
	All establishments	16	e	D	D
	Establishments with 1 to 4 employees	7	X	X	X
	Establishments with 5 to 9 employees	1	X	X	X
	Establishments with 10 to 19 employees	1	X	X	X
	Establishments with 20 to 49 employees	4	X	X	X
	Establishments with 50 to 99 employees	2	X	X	X
	Establishments with 100 to 249 employees	1	X	X	X
	Establishments with 250 to 499 employees	—	X	X	X
	Establishments with 500 to 999 employees	—	X	X	X
	Establishments with 1,000 employees or more	—	X	X	X
221112	Fossil fuel electric power generation				
	All establishments	15	e	D	D
	Establishments with 1 to 4 employees	6	X	X	X
	Establishments with 5 to 9 employees	1	X	X	X
	Establishments with 10 to 19 employees	1	X	X	X
	Establishments with 20 to 49 employees	4	X	X	X
	Establishments with 50 to 99 employees	2	X	X	X
	Establishments with 100 to 249 employees	1	X	X	X
	Establishments with 250 to 499 employees	—	X	X	X
	Establishments with 500 to 999 employees	—	X	X	X
	Establishments with 1,000 employees or more	—	X	X	X
22112	Electric power transmission, control, and distribution				
	All establishments	11	515	10 109	44 838
	Establishments with 1 to 4 employees	2	X	X	X
	Establishments with 5 to 9 employees	1	X	X	X
	Establishments with 10 to 19 employees	1	X	X	X
	Establishments with 20 to 49 employees	3	X	X	X
	Establishments with 50 to 99 employees	3	X	X	X
	Establishments with 100 to 249 employees	1	X	X	X
	Establishments with 250 to 499 employees	—	X	X	X
	Establishments with 500 to 999 employees	—	X	X	X
	Establishments with 1,000 employees or more	—	X	X	X
221122	Electric power distribution				
	All establishments	11	515	10 109	44 838
	Establishments with 1 to 4 employees	2	X	X	X
	Establishments with 5 to 9 employees	1	X	X	X
	Establishments with 10 to 19 employees	1	X	X	X
	Establishments with 20 to 49 employees	3	X	X	X
	Establishments with 50 to 99 employees	3	X	X	X
	Establishments with 100 to 249 employees	1	X	X	X
	Establishments with 250 to 499 employees	—	X	X	X
	Establishments with 500 to 999 employees	—	X	X	X
	Establishments with 1,000 employees or more	—	X	X	X
2213	Water, sewage, and other systems				
	All establishments	5	c	D	D
	Establishments with 1 to 4 employees	—	X	X	X
	Establishments with 5 to 9 employees	3	X	X	X
	Establishments with 10 to 19 employees	—	X	X	X
	Establishments with 20 to 49 employees	1	X	X	X
	Establishments with 50 to 99 employees	—	X	X	X
	Establishments with 100 to 249 employees	1	X	X	X
	Establishments with 250 to 499 employees	—	X	X	X
	Establishments with 500 to 999 employees	—	X	X	X
	Establishments with 1,000 employees or more	—	X	X	X

See footnotes at end of table.

Table 5. Establishments, Employees, and Payroll by Industry and Employment Size of Establishments by County: 2004—Con.

[Excludes most government employees, railroad employees, and self-employed persons. Size class 1 to 4 employees includes establishments having payroll, but no employees, during mid-March pay period. For meaning of abbreviations and symbols, see introductory text. For explanation of terms, see Appendix A. For statement on reliability, see the note at the end of the table and Appendix C]

NAICS code	Geography, kind of business, and employment size class	Establishments (number)	Paid employees for pay period including March 12 (number)	First-quarter payroll (\$1,000)	Annual payroll (\$1,000)
22	MIDDLESEX—Con.				
	Utilities—Con.				
221	Utilities—Con.				
2213	Water, sewage, and other systems—Con.				
22131	Water supply and irrigation systems				
	All establishments	5	c	D	D
	Establishments with 1 to 4 employees	—	X	X	X
	Establishments with 5 to 9 employees	3	X	X	X
	Establishments with 10 to 19 employees	—	X	X	X
	Establishments with 20 to 49 employees	1	X	X	X
	Establishments with 50 to 99 employees	—	X	X	X
	Establishments with 100 to 249 employees	1	X	X	X
	Establishments with 250 to 499 employees	—	X	X	X
	Establishments with 500 to 999 employees	—	X	X	X
	Establishments with 1,000 employees or more	—	X	X	X
221310	Water supply and irrigation systems				
	All establishments	5	c	D	D
	Establishments with 1 to 4 employees	—	X	X	X
	Establishments with 5 to 9 employees	3	X	X	X
	Establishments with 10 to 19 employees	—	X	X	X
	Establishments with 20 to 49 employees	1	X	X	X
	Establishments with 50 to 99 employees	—	X	X	X
	Establishments with 100 to 249 employees	1	X	X	X
	Establishments with 250 to 499 employees	—	X	X	X
	Establishments with 500 to 999 employees	—	X	X	X
	Establishments with 1,000 employees or more	—	X	X	X
23	Construction				
	All establishments	1 783	15 174	170 228	818 680
	Establishments with 1 to 4 employees	1 203	X	X	X
	Establishments with 5 to 9 employees	270	X	X	X
	Establishments with 10 to 19 employees	148	X	X	X
	Establishments with 20 to 49 employees	106	X	X	X
	Establishments with 50 to 99 employees	37	X	X	X
	Establishments with 100 to 249 employees	15	X	X	X
	Establishments with 250 to 499 employees	3	X	X	X
	Establishments with 500 to 999 employees	1	X	X	X
	Establishments with 1,000 employees or more	—	X	X	X
236	Construction of buildings				
	All establishments	480	2 793	30 698	151 449
	Establishments with 1 to 4 employees	356	X	X	X
	Establishments with 5 to 9 employees	60	X	X	X
	Establishments with 10 to 19 employees	34	X	X	X
	Establishments with 20 to 49 employees	19	X	X	X
	Establishments with 50 to 99 employees	9	X	X	X
	Establishments with 100 to 249 employees	2	X	X	X
	Establishments with 250 to 499 employees	—	X	X	X
	Establishments with 500 to 999 employees	—	X	X	X
	Establishments with 1,000 employees or more	—	X	X	X
2361	Residential building construction				
	All establishments	377	1 660	15 682	78 722
	Establishments with 1 to 4 employees	300	X	X	X
	Establishments with 5 to 9 employees	47	X	X	X
	Establishments with 10 to 19 employees	17	X	X	X
	Establishments with 20 to 49 employees	7	X	X	X
	Establishments with 50 to 99 employees	5	X	X	X
	Establishments with 100 to 249 employees	1	X	X	X
	Establishments with 250 to 499 employees	—	X	X	X
	Establishments with 500 to 999 employees	—	X	X	X
	Establishments with 1,000 employees or more	—	X	X	X
23611	Residential building construction				
	All establishments	377	1 660	15 682	78 722
	Establishments with 1 to 4 employees	300	X	X	X
	Establishments with 5 to 9 employees	47	X	X	X
	Establishments with 10 to 19 employees	17	X	X	X
	Establishments with 20 to 49 employees	7	X	X	X
	Establishments with 50 to 99 employees	5	X	X	X
	Establishments with 100 to 249 employees	1	X	X	X
	Establishments with 250 to 499 employees	—	X	X	X
	Establishments with 500 to 999 employees	—	X	X	X
	Establishments with 1,000 employees or more	—	X	X	X
236115	New single-family housing construction (except operative builders)				
	All establishments	188	715	6 128	33 067
	Establishments with 1 to 4 employees	153	X	X	X
	Establishments with 5 to 9 employees	22	X	X	X
	Establishments with 10 to 19 employees	6	X	X	X
	Establishments with 20 to 49 employees	5	X	X	X
	Establishments with 50 to 99 employees	2	X	X	X
	Establishments with 100 to 249 employees	—	X	X	X
	Establishments with 250 to 499 employees	—	X	X	X
	Establishments with 500 to 999 employees	—	X	X	X
	Establishments with 1,000 employees or more	—	X	X	X

See footnotes at end of table.

Table 5. Establishments, Employees, and Payroll by Industry and Employment Size of Establishments by County: 2004—Con.

[Excludes most government employees, railroad employees, and self-employed persons. Size class 1 to 4 employees includes establishments having payroll, but no employees, during mid-March pay period. For meaning of abbreviations and symbols, see introductory text. For explanation of terms, see Appendix A. For statement on reliability, see the note at the end of the table and Appendix C]

NAICS code	Geography, kind of business, and employment size class	Establishments (number)	Paid employees for pay period including March 12 (number)	First-quarter payroll (\$1,000)	Annual payroll (\$1,000)
23	MIDDLESEX—Con.				
	Construction—Con.				
236	Construction of buildings—Con.				
2361	Residential building construction—Con.				
23611	Residential building construction—Con.				
236117	New housing operative builders				
	All establishments	17	252	3 885	17 842
	Establishments with 1 to 4 employees	10	X	X	X
	Establishments with 5 to 9 employees	5	X	X	X
	Establishments with 10 to 19 employees	1	X	X	X
	Establishments with 20 to 49 employees	—	X	X	X
	Establishments with 50 to 99 employees	—	X	X	X
	Establishments with 100 to 249 employees	1	X	X	X
	Establishments with 250 to 499 employees	—	X	X	X
	Establishments with 500 to 999 employees	—	X	X	X
	Establishments with 1,000 employees or more	—	X	X	X
236118	Residential remodelers				
	All establishments	153	599	4 981	24 503
	Establishments with 1 to 4 employees	125	X	X	X
	Establishments with 5 to 9 employees	17	X	X	X
	Establishments with 10 to 19 employees	6	X	X	X
	Establishments with 20 to 49 employees	2	X	X	X
	Establishments with 50 to 99 employees	3	X	X	X
	Establishments with 100 to 249 employees	—	X	X	X
	Establishments with 250 to 499 employees	—	X	X	X
	Establishments with 500 to 999 employees	—	X	X	X
	Establishments with 1,000 employees or more	—	X	X	X
2362	Nonresidential building construction				
	All establishments	103	1 133	15 016	72 727
	Establishments with 1 to 4 employees	56	X	X	X
	Establishments with 5 to 9 employees	13	X	X	X
	Establishments with 10 to 19 employees	17	X	X	X
	Establishments with 20 to 49 employees	12	X	X	X
	Establishments with 50 to 99 employees	4	X	X	X
	Establishments with 100 to 249 employees	1	X	X	X
	Establishments with 250 to 499 employees	—	X	X	X
	Establishments with 500 to 999 employees	—	X	X	X
	Establishments with 1,000 employees or more	—	X	X	X
23622	Commercial and institutional building construction				
	All establishments	101	g	D	D
	Establishments with 1 to 4 employees	56	X	X	X
	Establishments with 5 to 9 employees	13	X	X	X
	Establishments with 10 to 19 employees	17	X	X	X
	Establishments with 20 to 49 employees	11	X	X	X
	Establishments with 50 to 99 employees	3	X	X	X
	Establishments with 100 to 249 employees	1	X	X	X
	Establishments with 250 to 499 employees	—	X	X	X
	Establishments with 500 to 999 employees	—	X	X	X
	Establishments with 1,000 employees or more	—	X	X	X
236220	Commercial and institutional building construction				
	All establishments	101	g	D	D
	Establishments with 1 to 4 employees	56	X	X	X
	Establishments with 5 to 9 employees	13	X	X	X
	Establishments with 10 to 19 employees	17	X	X	X
	Establishments with 20 to 49 employees	11	X	X	X
	Establishments with 50 to 99 employees	3	X	X	X
	Establishments with 100 to 249 employees	1	X	X	X
	Establishments with 250 to 499 employees	—	X	X	X
	Establishments with 500 to 999 employees	—	X	X	X
	Establishments with 1,000 employees or more	—	X	X	X
237	Heavy and civil engineering construction				
	All establishments	104	1 517	18 593	101 410
	Establishments with 1 to 4 employees	46	X	X	X
	Establishments with 5 to 9 employees	20	X	X	X
	Establishments with 10 to 19 employees	17	X	X	X
	Establishments with 20 to 49 employees	14	X	X	X
	Establishments with 50 to 99 employees	6	X	X	X
	Establishments with 100 to 249 employees	—	X	X	X
	Establishments with 250 to 499 employees	1	X	X	X
	Establishments with 500 to 999 employees	—	X	X	X
	Establishments with 1,000 employees or more	—	X	X	X
2371	Utility system construction				
	All establishments	24	308	3 049	16 182
	Establishments with 1 to 4 employees	9	X	X	X
	Establishments with 5 to 9 employees	5	X	X	X
	Establishments with 10 to 19 employees	3	X	X	X
	Establishments with 20 to 49 employees	6	X	X	X
	Establishments with 50 to 99 employees	1	X	X	X
	Establishments with 100 to 249 employees	—	X	X	X
	Establishments with 250 to 499 employees	—	X	X	X
	Establishments with 500 to 999 employees	—	X	X	X
	Establishments with 1,000 employees or more	—	X	X	X

See footnotes at end of table.

Table 5. Establishments, Employees, and Payroll by Industry and Employment Size of Establishments by County: 2004—Con.

[Excludes most government employees, railroad employees, and self-employed persons. Size class 1 to 4 employees includes establishments having payroll, but no employees, during mid-March pay period. For meaning of abbreviations and symbols, see introductory text. For explanation of terms, see Appendix A. For statement on reliability, see the note at the end of the table and Appendix C]

NAICS code	Geography, kind of business, and employment size class	Establishments (number)	Paid employees for pay period including March 12 (number)	First-quarter payroll (\$1,000)	Annual payroll (\$1,000)
23	MIDDLESEX—Con.				
	Construction—Con.				
237	Heavy and civil engineering construction—Con.				
2371	Utility system construction—Con.				
23711	Water and sewer line and related structures construction				
	All establishments	14	c	D	D
	Establishments with 1 to 4 employees	4	X	X	X
	Establishments with 5 to 9 employees	5	X	X	X
	Establishments with 10 to 19 employees	2	X	X	X
	Establishments with 20 to 49 employees	3	X	X	X
	Establishments with 50 to 99 employees	—	X	X	X
	Establishments with 100 to 249 employees	—	X	X	X
	Establishments with 250 to 499 employees	—	X	X	X
	Establishments with 500 to 999 employees	—	X	X	X
	Establishments with 1,000 employees or more	—	X	X	X
237110	Water and sewer line and related structures construction				
	All establishments	14	c	D	D
	Establishments with 1 to 4 employees	4	X	X	X
	Establishments with 5 to 9 employees	5	X	X	X
	Establishments with 10 to 19 employees	2	X	X	X
	Establishments with 20 to 49 employees	3	X	X	X
	Establishments with 50 to 99 employees	—	X	X	X
	Establishments with 100 to 249 employees	—	X	X	X
	Establishments with 250 to 499 employees	—	X	X	X
	Establishments with 500 to 999 employees	—	X	X	X
	Establishments with 1,000 employees or more	—	X	X	X
23713	Power and communication line and related structures construction				
	All establishments	8	112	1 283	6 306
	Establishments with 1 to 4 employees	5	X	X	X
	Establishments with 5 to 9 employees	—	X	X	X
	Establishments with 10 to 19 employees	—	X	X	X
	Establishments with 20 to 49 employees	2	X	X	X
	Establishments with 50 to 99 employees	1	X	X	X
	Establishments with 100 to 249 employees	—	X	X	X
	Establishments with 250 to 499 employees	—	X	X	X
	Establishments with 500 to 999 employees	—	X	X	X
	Establishments with 1,000 employees or more	—	X	X	X
237130	Power and communication line and related structures construction				
	All establishments	8	112	1 283	6 306
	Establishments with 1 to 4 employees	5	X	X	X
	Establishments with 5 to 9 employees	—	X	X	X
	Establishments with 10 to 19 employees	—	X	X	X
	Establishments with 20 to 49 employees	2	X	X	X
	Establishments with 50 to 99 employees	1	X	X	X
	Establishments with 100 to 249 employees	—	X	X	X
	Establishments with 250 to 499 employees	—	X	X	X
	Establishments with 500 to 999 employees	—	X	X	X
	Establishments with 1,000 employees or more	—	X	X	X
2372	Land subdivision				
	All establishments	28	156	1 190	6 914
	Establishments with 1 to 4 employees	19	X	X	X
	Establishments with 5 to 9 employees	4	X	X	X
	Establishments with 10 to 19 employees	3	X	X	X
	Establishments with 20 to 49 employees	2	X	X	X
	Establishments with 50 to 99 employees	—	X	X	X
	Establishments with 100 to 249 employees	—	X	X	X
	Establishments with 250 to 499 employees	—	X	X	X
	Establishments with 500 to 999 employees	—	X	X	X
	Establishments with 1,000 employees or more	—	X	X	X
23721	Land subdivision				
	All establishments	28	156	1 190	6 914
	Establishments with 1 to 4 employees	19	X	X	X
	Establishments with 5 to 9 employees	4	X	X	X
	Establishments with 10 to 19 employees	3	X	X	X
	Establishments with 20 to 49 employees	2	X	X	X
	Establishments with 50 to 99 employees	—	X	X	X
	Establishments with 100 to 249 employees	—	X	X	X
	Establishments with 250 to 499 employees	—	X	X	X
	Establishments with 500 to 999 employees	—	X	X	X
	Establishments with 1,000 employees or more	—	X	X	X
237210	Land subdivision				
	All establishments	28	156	1 190	6 914
	Establishments with 1 to 4 employees	19	X	X	X
	Establishments with 5 to 9 employees	4	X	X	X
	Establishments with 10 to 19 employees	3	X	X	X
	Establishments with 20 to 49 employees	2	X	X	X
	Establishments with 50 to 99 employees	—	X	X	X
	Establishments with 100 to 249 employees	—	X	X	X
	Establishments with 250 to 499 employees	—	X	X	X
	Establishments with 500 to 999 employees	—	X	X	X
	Establishments with 1,000 employees or more	—	X	X	X

See footnotes at end of table.

Table 5. Establishments, Employees, and Payroll by Industry and Employment Size of Establishments by County: 2004—Con.

[Excludes most government employees, railroad employees, and self-employed persons. Size class 1 to 4 employees includes establishments having payroll, but no employees, during mid-March pay period. For meaning of abbreviations and symbols, see introductory text. For explanation of terms, see Appendix A. For statement on reliability, see the note at the end of the table and Appendix C]

NAICS code	Geography, kind of business, and employment size class	Establishments (number)	Paid employees for pay period including March 12 (number)	First-quarter payroll (\$1,000)	Annual payroll (\$1,000)
23	MIDDLESEX—Con.				
	Construction—Con.				
237	Heavy and civil engineering construction—Con.				
2373	Highway, street, and bridge construction				
	All establishments	41	874	12 695	70 639
	Establishments with 1 to 4 employees	15	X	X	X
	Establishments with 5 to 9 employees	8	X	X	X
	Establishments with 10 to 19 employees	9	X	X	X
	Establishments with 20 to 49 employees	4	X	X	X
	Establishments with 50 to 99 employees	4	X	X	X
	Establishments with 100 to 249 employees	—	X	X	X
	Establishments with 250 to 499 employees	1	X	X	X
	Establishments with 500 to 999 employees	—	X	X	X
	Establishments with 1,000 employees or more	—	X	X	X
23731	Highway, street, and bridge construction				
	All establishments	41	874	12 695	70 639
	Establishments with 1 to 4 employees	15	X	X	X
	Establishments with 5 to 9 employees	8	X	X	X
	Establishments with 10 to 19 employees	9	X	X	X
	Establishments with 20 to 49 employees	4	X	X	X
	Establishments with 50 to 99 employees	4	X	X	X
	Establishments with 100 to 249 employees	—	X	X	X
	Establishments with 250 to 499 employees	1	X	X	X
	Establishments with 500 to 999 employees	—	X	X	X
	Establishments with 1,000 employees or more	—	X	X	X
237310	Highway, street, and bridge construction				
	All establishments	41	874	12 695	70 639
	Establishments with 1 to 4 employees	15	X	X	X
	Establishments with 5 to 9 employees	8	X	X	X
	Establishments with 10 to 19 employees	9	X	X	X
	Establishments with 20 to 49 employees	4	X	X	X
	Establishments with 50 to 99 employees	4	X	X	X
	Establishments with 100 to 249 employees	—	X	X	X
	Establishments with 250 to 499 employees	1	X	X	X
	Establishments with 500 to 999 employees	—	X	X	X
	Establishments with 1,000 employees or more	—	X	X	X
2379	Other heavy and civil engineering construction				
	All establishments	11	179	1 659	7 675
	Establishments with 1 to 4 employees	3	X	X	X
	Establishments with 5 to 9 employees	3	X	X	X
	Establishments with 10 to 19 employees	2	X	X	X
	Establishments with 20 to 49 employees	2	X	X	X
	Establishments with 50 to 99 employees	1	X	X	X
	Establishments with 100 to 249 employees	—	X	X	X
	Establishments with 250 to 499 employees	—	X	X	X
	Establishments with 500 to 999 employees	—	X	X	X
	Establishments with 1,000 employees or more	—	X	X	X
23799	Other heavy and civil engineering construction				
	All establishments	11	179	1 659	7 675
	Establishments with 1 to 4 employees	3	X	X	X
	Establishments with 5 to 9 employees	3	X	X	X
	Establishments with 10 to 19 employees	2	X	X	X
	Establishments with 20 to 49 employees	2	X	X	X
	Establishments with 50 to 99 employees	1	X	X	X
	Establishments with 100 to 249 employees	—	X	X	X
	Establishments with 250 to 499 employees	—	X	X	X
	Establishments with 500 to 999 employees	—	X	X	X
	Establishments with 1,000 employees or more	—	X	X	X
237990	Other heavy and civil engineering construction				
	All establishments	11	179	1 659	7 675
	Establishments with 1 to 4 employees	3	X	X	X
	Establishments with 5 to 9 employees	3	X	X	X
	Establishments with 10 to 19 employees	2	X	X	X
	Establishments with 20 to 49 employees	2	X	X	X
	Establishments with 50 to 99 employees	1	X	X	X
	Establishments with 100 to 249 employees	—	X	X	X
	Establishments with 250 to 499 employees	—	X	X	X
	Establishments with 500 to 999 employees	—	X	X	X
	Establishments with 1,000 employees or more	—	X	X	X
238	Specialty trade contractors				
	All establishments	1 199	10 864	120 937	565 821
	Establishments with 1 to 4 employees	801	X	X	X
	Establishments with 5 to 9 employees	190	X	X	X
	Establishments with 10 to 19 employees	97	X	X	X
	Establishments with 20 to 49 employees	73	X	X	X
	Establishments with 50 to 99 employees	22	X	X	X
	Establishments with 100 to 249 employees	13	X	X	X
	Establishments with 250 to 499 employees	2	X	X	X
	Establishments with 500 to 999 employees	1	X	X	X
	Establishments with 1,000 employees or more	—	X	X	X

See footnotes at end of table.

Table 5. Establishments, Employees, and Payroll by Industry and Employment Size of Establishments by County: 2004—Con.

[Excludes most government employees, railroad employees, and self-employed persons. Size class 1 to 4 employees includes establishments having payroll, but no employees, during mid-March pay period. For meaning of abbreviations and symbols, see introductory text. For explanation of terms, see Appendix A. For statement on reliability, see the note at the end of the table and Appendix C]

NAICS code	Geography, kind of business, and employment size class	Establishments (number)	Paid employees for pay period including March 12 (number)	First-quarter payroll (\$1,000)	Annual payroll (\$1,000)
	MIDDLESEX—Con.				
23	Construction—Con.				
238	Specialty trade contractors—Con.				
2381	Foundation, structure, and building exterior contractors				
	All establishments	247	2 380	22 037	123 514
	Establishments with 1 to 4 employees	162	X	X	X
	Establishments with 5 to 9 employees	43	X	X	X
	Establishments with 10 to 19 employees	19	X	X	X
	Establishments with 20 to 49 employees	11	X	X	X
	Establishments with 50 to 99 employees	6	X	X	X
	Establishments with 100 to 249 employees	6	X	X	X
	Establishments with 250 to 499 employees	—	X	X	X
	Establishments with 500 to 999 employees	—	X	X	X
	Establishments with 1,000 employees or more	—	X	X	X
23811	Poured concrete foundation and structure contractors				
	All establishments	76	712	6 954	43 641
	Establishments with 1 to 4 employees	46	X	X	X
	Establishments with 5 to 9 employees	17	X	X	X
	Establishments with 10 to 19 employees	7	X	X	X
	Establishments with 20 to 49 employees	3	X	X	X
	Establishments with 50 to 99 employees	1	X	X	X
	Establishments with 100 to 249 employees	2	X	X	X
	Establishments with 250 to 499 employees	—	X	X	X
	Establishments with 500 to 999 employees	—	X	X	X
	Establishments with 1,000 employees or more	—	X	X	X
238110	Poured concrete foundation and structure contractors				
	All establishments	76	712	6 954	43 641
	Establishments with 1 to 4 employees	46	X	X	X
	Establishments with 5 to 9 employees	17	X	X	X
	Establishments with 10 to 19 employees	7	X	X	X
	Establishments with 20 to 49 employees	3	X	X	X
	Establishments with 50 to 99 employees	1	X	X	X
	Establishments with 100 to 249 employees	2	X	X	X
	Establishments with 250 to 499 employees	—	X	X	X
	Establishments with 500 to 999 employees	—	X	X	X
	Establishments with 1,000 employees or more	—	X	X	X
23813	Framing contractors				
	All establishments	20	168	1 293	5 921
	Establishments with 1 to 4 employees	16	X	X	X
	Establishments with 5 to 9 employees	3	X	X	X
	Establishments with 10 to 19 employees	—	X	X	X
	Establishments with 20 to 49 employees	—	X	X	X
	Establishments with 50 to 99 employees	—	X	X	X
	Establishments with 100 to 249 employees	1	X	X	X
	Establishments with 250 to 499 employees	—	X	X	X
	Establishments with 500 to 999 employees	—	X	X	X
	Establishments with 1,000 employees or more	—	X	X	X
238130	Framing contractors				
	All establishments	20	168	1 293	5 921
	Establishments with 1 to 4 employees	16	X	X	X
	Establishments with 5 to 9 employees	3	X	X	X
	Establishments with 10 to 19 employees	—	X	X	X
	Establishments with 20 to 49 employees	—	X	X	X
	Establishments with 50 to 99 employees	—	X	X	X
	Establishments with 100 to 249 employees	1	X	X	X
	Establishments with 250 to 499 employees	—	X	X	X
	Establishments with 500 to 999 employees	—	X	X	X
	Establishments with 1,000 employees or more	—	X	X	X
23814	Masonry contractors				
	All establishments	66	619	4 890	26 917
	Establishments with 1 to 4 employees	53	X	X	X
	Establishments with 5 to 9 employees	3	X	X	X
	Establishments with 10 to 19 employees	3	X	X	X
	Establishments with 20 to 49 employees	3	X	X	X
	Establishments with 50 to 99 employees	2	X	X	X
	Establishments with 100 to 249 employees	2	X	X	X
	Establishments with 250 to 499 employees	—	X	X	X
	Establishments with 500 to 999 employees	—	X	X	X
	Establishments with 1,000 employees or more	—	X	X	X
238140	Masonry contractors				
	All establishments	66	619	4 890	26 917
	Establishments with 1 to 4 employees	53	X	X	X
	Establishments with 5 to 9 employees	3	X	X	X
	Establishments with 10 to 19 employees	3	X	X	X
	Establishments with 20 to 49 employees	3	X	X	X
	Establishments with 50 to 99 employees	2	X	X	X
	Establishments with 100 to 249 employees	2	X	X	X
	Establishments with 250 to 499 employees	—	X	X	X
	Establishments with 500 to 999 employees	—	X	X	X
	Establishments with 1,000 employees or more	—	X	X	X

See footnotes at end of table.

Table 5. Establishments, Employees, and Payroll by Industry and Employment Size of Establishments by County: 2004—Con.

[Excludes most government employees, railroad employees, and self-employed persons. Size class 1 to 4 employees includes establishments having payroll, but no employees, during mid-March pay period. For meaning of abbreviations and symbols, see introductory text. For explanation of terms, see Appendix A. For statement on reliability, see the note at the end of the table and Appendix C]

NAICS code	Geography, kind of business, and employment size class	Establishments (number)	Paid employees for pay period including March 12 (number)	First-quarter payroll (\$1,000)	Annual payroll (\$1,000)
23	MIDDLESEX—Con.				
	Construction—Con.				
238	Specialty trade contractors—Con.				
2381	Foundation, structure, and building exterior contractors—Con.				
23816	Roofing contractors				
	All establishments	37	517	5 203	26 588
	Establishments with 1 to 4 employees	19	X	X	X
	Establishments with 5 to 9 employees	7	X	X	X
	Establishments with 10 to 19 employees	5	X	X	X
	Establishments with 20 to 49 employees	4	X	X	X
	Establishments with 50 to 99 employees	1	X	X	X
	Establishments with 100 to 249 employees	1	X	X	X
	Establishments with 250 to 499 employees	—	X	X	X
	Establishments with 500 to 999 employees	—	X	X	X
	Establishments with 1,000 employees or more	—	X	X	X
238160	Roofing contractors				
	All establishments	37	517	5 203	26 588
	Establishments with 1 to 4 employees	19	X	X	X
	Establishments with 5 to 9 employees	7	X	X	X
	Establishments with 10 to 19 employees	5	X	X	X
	Establishments with 20 to 49 employees	4	X	X	X
	Establishments with 50 to 99 employees	1	X	X	X
	Establishments with 100 to 249 employees	1	X	X	X
	Establishments with 250 to 499 employees	—	X	X	X
	Establishments with 500 to 999 employees	—	X	X	X
	Establishments with 1,000 employees or more	—	X	X	X
23817	Siding contractors				
	All establishments	18	105	1 205	5 711
	Establishments with 1 to 4 employees	13	X	X	X
	Establishments with 5 to 9 employees	3	X	X	X
	Establishments with 10 to 19 employees	1	X	X	X
	Establishments with 20 to 49 employees	—	X	X	X
	Establishments with 50 to 99 employees	1	X	X	X
	Establishments with 100 to 249 employees	—	X	X	X
	Establishments with 250 to 499 employees	—	X	X	X
	Establishments with 500 to 999 employees	—	X	X	X
	Establishments with 1,000 employees or more	—	X	X	X
238170	Siding contractors				
	All establishments	18	105	1 205	5 711
	Establishments with 1 to 4 employees	13	X	X	X
	Establishments with 5 to 9 employees	3	X	X	X
	Establishments with 10 to 19 employees	1	X	X	X
	Establishments with 20 to 49 employees	—	X	X	X
	Establishments with 50 to 99 employees	1	X	X	X
	Establishments with 100 to 249 employees	—	X	X	X
	Establishments with 250 to 499 employees	—	X	X	X
	Establishments with 500 to 999 employees	—	X	X	X
	Establishments with 1,000 employees or more	—	X	X	X
23819	Other foundation, structure, and building exterior contractors				
	All establishments	11	143	1 078	6 148
	Establishments with 1 to 4 employees	5	X	X	X
	Establishments with 5 to 9 employees	3	X	X	X
	Establishments with 10 to 19 employees	2	X	X	X
	Establishments with 20 to 49 employees	—	X	X	X
	Establishments with 50 to 99 employees	1	X	X	X
	Establishments with 100 to 249 employees	—	X	X	X
	Establishments with 250 to 499 employees	—	X	X	X
	Establishments with 500 to 999 employees	—	X	X	X
	Establishments with 1,000 employees or more	—	X	X	X
238190	Other foundation, structure, and building exterior contractors				
	All establishments	11	143	1 078	6 148
	Establishments with 1 to 4 employees	5	X	X	X
	Establishments with 5 to 9 employees	3	X	X	X
	Establishments with 10 to 19 employees	2	X	X	X
	Establishments with 20 to 49 employees	—	X	X	X
	Establishments with 50 to 99 employees	1	X	X	X
	Establishments with 100 to 249 employees	—	X	X	X
	Establishments with 250 to 499 employees	—	X	X	X
	Establishments with 500 to 999 employees	—	X	X	X
	Establishments with 1,000 employees or more	—	X	X	X
2382	Building equipment contractors				
	All establishments	488	4 979	67 664	284 661
	Establishments with 1 to 4 employees	300	X	X	X
	Establishments with 5 to 9 employees	81	X	X	X
	Establishments with 10 to 19 employees	55	X	X	X
	Establishments with 20 to 49 employees	38	X	X	X
	Establishments with 50 to 99 employees	10	X	X	X
	Establishments with 100 to 249 employees	2	X	X	X
	Establishments with 250 to 499 employees	1	X	X	X
	Establishments with 500 to 999 employees	1	X	X	X
	Establishments with 1,000 employees or more	—	X	X	X

See footnotes at end of table.

Table 5. Establishments, Employees, and Payroll by Industry and Employment Size of Establishments by County: 2004—Con.

[Excludes most government employees, railroad employees, and self-employed persons. Size class 1 to 4 employees includes establishments having payroll, but no employees, during mid-March pay period. For meaning of abbreviations and symbols, see introductory text. For explanation of terms, see Appendix A. For statement on reliability, see the note at the end of the table and Appendix C]

NAICS code	Geography, kind of business, and employment size class	Establishments (number)	Paid employees for pay period including March 12 (number)	First-quarter payroll (\$1,000)	Annual payroll (\$1,000)
23	MIDDLESEX—Con.				
	Construction—Con.				
238	Specialty trade contractors—Con.				
2382	Building equipment contractors—Con.				
23821	Electrical Contractors				
	All establishments	200	2 001	26 806	122 645
	Establishments with 1 to 4 employees	123	X	X	X
	Establishments with 5 to 9 employees	36	X	X	X
	Establishments with 10 to 19 employees	24	X	X	X
	Establishments with 20 to 49 employees	11	X	X	X
	Establishments with 50 to 99 employees	4	X	X	X
	Establishments with 100 to 249 employees	1	X	X	X
	Establishments with 250 to 499 employees	1	X	X	X
	Establishments with 500 to 999 employees	—	X	X	X
	Establishments with 1,000 employees or more	—	X	X	X
238210	Electrical Contractors				
	All establishments	200	2 001	26 806	122 645
	Establishments with 1 to 4 employees	123	X	X	X
	Establishments with 5 to 9 employees	36	X	X	X
	Establishments with 10 to 19 employees	24	X	X	X
	Establishments with 20 to 49 employees	11	X	X	X
	Establishments with 50 to 99 employees	4	X	X	X
	Establishments with 100 to 249 employees	1	X	X	X
	Establishments with 250 to 499 employees	1	X	X	X
	Establishments with 500 to 999 employees	—	X	X	X
	Establishments with 1,000 employees or more	—	X	X	X
23822	Plumbing, heating, and air-conditioning contractors				
	All establishments	267	2 735	37 927	149 409
	Establishments with 1 to 4 employees	167	X	X	X
	Establishments with 5 to 9 employees	42	X	X	X
	Establishments with 10 to 19 employees	28	X	X	X
	Establishments with 20 to 49 employees	23	X	X	X
	Establishments with 50 to 99 employees	5	X	X	X
	Establishments with 100 to 249 employees	1	X	X	X
	Establishments with 250 to 499 employees	—	X	X	X
	Establishments with 500 to 999 employees	1	X	X	X
	Establishments with 1,000 employees or more	—	X	X	X
238220	Plumbing, heating, and air-conditioning contractors				
	All establishments	267	2 735	37 927	149 409
	Establishments with 1 to 4 employees	167	X	X	X
	Establishments with 5 to 9 employees	42	X	X	X
	Establishments with 10 to 19 employees	28	X	X	X
	Establishments with 20 to 49 employees	23	X	X	X
	Establishments with 50 to 99 employees	5	X	X	X
	Establishments with 100 to 249 employees	1	X	X	X
	Establishments with 250 to 499 employees	—	X	X	X
	Establishments with 500 to 999 employees	1	X	X	X
	Establishments with 1,000 employees or more	—	X	X	X
23829	Other building equipment contractors				
	All establishments	21	243	2 931	12 607
	Establishments with 1 to 4 employees	10	X	X	X
	Establishments with 5 to 9 employees	3	X	X	X
	Establishments with 10 to 19 employees	3	X	X	X
	Establishments with 20 to 49 employees	4	X	X	X
	Establishments with 50 to 99 employees	1	X	X	X
	Establishments with 100 to 249 employees	—	X	X	X
	Establishments with 250 to 499 employees	—	X	X	X
	Establishments with 500 to 999 employees	—	X	X	X
	Establishments with 1,000 employees or more	—	X	X	X
238290	Other building equipment contractors				
	All establishments	21	243	2 931	12 607
	Establishments with 1 to 4 employees	10	X	X	X
	Establishments with 5 to 9 employees	3	X	X	X
	Establishments with 10 to 19 employees	3	X	X	X
	Establishments with 20 to 49 employees	4	X	X	X
	Establishments with 50 to 99 employees	1	X	X	X
	Establishments with 100 to 249 employees	—	X	X	X
	Establishments with 250 to 499 employees	—	X	X	X
	Establishments with 500 to 999 employees	—	X	X	X
	Establishments with 1,000 employees or more	—	X	X	X
2383	Building finishing contractors				
	All establishments	315	2 681	24 798	117 544
	Establishments with 1 to 4 employees	232	X	X	X
	Establishments with 5 to 9 employees	47	X	X	X
	Establishments with 10 to 19 employees	12	X	X	X
	Establishments with 20 to 49 employees	13	X	X	X
	Establishments with 50 to 99 employees	6	X	X	X
	Establishments with 100 to 249 employees	4	X	X	X
	Establishments with 250 to 499 employees	1	X	X	X
	Establishments with 500 to 999 employees	—	X	X	X
	Establishments with 1,000 employees or more	—	X	X	X

See footnotes at end of table.

Table 5. Establishments, Employees, and Payroll by Industry and Employment Size of Establishments by County: 2004—Con.

[Excludes most government employees, railroad employees, and self-employed persons. Size class 1 to 4 employees includes establishments having payroll, but no employees, during mid-March pay period. For meaning of abbreviations and symbols, see introductory text. For explanation of terms, see Appendix A. For statement on reliability, see the note at the end of the table and Appendix C]

NAICS code	Geography, kind of business, and employment size class	Establishments (number)	Paid employees for pay period including March 12 (number)	First-quarter payroll (\$1,000)	Annual payroll (\$1,000)
23	MIDDLESEX—Con.				
	Construction—Con.				
238	Specialty trade contractors—Con.				
2383	Building finishing contractors—Con.				
23831	Drywall and insulation contractors				
	All establishments	40	759	7 701	36 295
	Establishments with 1 to 4 employees	19	X	X	X
	Establishments with 5 to 9 employees	10	X	X	X
	Establishments with 10 to 19 employees	1	X	X	X
	Establishments with 20 to 49 employees	5	X	X	X
	Establishments with 50 to 99 employees	3	X	X	X
	Establishments with 100 to 249 employees	2	X	X	X
	Establishments with 250 to 499 employees	—	X	X	X
	Establishments with 500 to 999 employees	—	X	X	X
	Establishments with 1,000 employees or more	—	X	X	X
238310	Drywall and insulation contractors				
	All establishments	40	759	7 701	36 295
	Establishments with 1 to 4 employees	19	X	X	X
	Establishments with 5 to 9 employees	10	X	X	X
	Establishments with 10 to 19 employees	1	X	X	X
	Establishments with 20 to 49 employees	5	X	X	X
	Establishments with 50 to 99 employees	3	X	X	X
	Establishments with 100 to 249 employees	2	X	X	X
	Establishments with 250 to 499 employees	—	X	X	X
	Establishments with 500 to 999 employees	—	X	X	X
	Establishments with 1,000 employees or more	—	X	X	X
23832	Painting and wall covering contractors				
	All establishments	86	477	4 908	23 879
	Establishments with 1 to 4 employees	75	X	X	X
	Establishments with 5 to 9 employees	5	X	X	X
	Establishments with 10 to 19 employees	2	X	X	X
	Establishments with 20 to 49 employees	2	X	X	X
	Establishments with 50 to 99 employees	1	X	X	X
	Establishments with 100 to 249 employees	1	X	X	X
	Establishments with 250 to 499 employees	—	X	X	X
	Establishments with 500 to 999 employees	—	X	X	X
	Establishments with 1,000 employees or more	—	X	X	X
238320	Painting and wall covering contractors				
	All establishments	86	477	4 908	23 879
	Establishments with 1 to 4 employees	75	X	X	X
	Establishments with 5 to 9 employees	5	X	X	X
	Establishments with 10 to 19 employees	2	X	X	X
	Establishments with 20 to 49 employees	2	X	X	X
	Establishments with 50 to 99 employees	1	X	X	X
	Establishments with 100 to 249 employees	1	X	X	X
	Establishments with 250 to 499 employees	—	X	X	X
	Establishments with 500 to 999 employees	—	X	X	X
	Establishments with 1,000 employees or more	—	X	X	X
23833	Flooring contractors				
	All establishments	39	149	1 278	5 880
	Establishments with 1 to 4 employees	31	X	X	X
	Establishments with 5 to 9 employees	5	X	X	X
	Establishments with 10 to 19 employees	2	X	X	X
	Establishments with 20 to 49 employees	1	X	X	X
	Establishments with 50 to 99 employees	—	X	X	X
	Establishments with 100 to 249 employees	—	X	X	X
	Establishments with 250 to 499 employees	—	X	X	X
	Establishments with 500 to 999 employees	—	X	X	X
	Establishments with 1,000 employees or more	—	X	X	X
238330	Flooring contractors				
	All establishments	39	149	1 278	5 880
	Establishments with 1 to 4 employees	31	X	X	X
	Establishments with 5 to 9 employees	5	X	X	X
	Establishments with 10 to 19 employees	2	X	X	X
	Establishments with 20 to 49 employees	1	X	X	X
	Establishments with 50 to 99 employees	—	X	X	X
	Establishments with 100 to 249 employees	—	X	X	X
	Establishments with 250 to 499 employees	—	X	X	X
	Establishments with 500 to 999 employees	—	X	X	X
	Establishments with 1,000 employees or more	—	X	X	X
23834	Tile and terrazzo contractors				
	All establishments	23	155	1 341	7 846
	Establishments with 1 to 4 employees	17	X	X	X
	Establishments with 5 to 9 employees	4	X	X	X
	Establishments with 10 to 19 employees	1	X	X	X
	Establishments with 20 to 49 employees	—	X	X	X
	Establishments with 50 to 99 employees	1	X	X	X
	Establishments with 100 to 249 employees	—	X	X	X
	Establishments with 250 to 499 employees	—	X	X	X
	Establishments with 500 to 999 employees	—	X	X	X
	Establishments with 1,000 employees or more	—	X	X	X

See footnotes at end of table.

Table 5. Establishments, Employees, and Payroll by Industry and Employment Size of Establishments by County: 2004—Con.

[Excludes most government employees, railroad employees, and self-employed persons. Size class 1 to 4 employees includes establishments having payroll, but no employees, during mid-March pay period. For meaning of abbreviations and symbols, see introductory text. For explanation of terms, see Appendix A. For statement on reliability, see the note at the end of the table and Appendix C]

NAICS code	Geography, kind of business, and employment size class	Establishments (number)	Paid employees for pay period including March 12 (number)	First-quarter payroll (\$1,000)	Annual payroll (\$1,000)
23	MIDDLESEX—Con.				
	Construction—Con.				
238	Specialty trade contractors—Con.				
2383	Building finishing contractors—Con.				
23834	Tile and terrazzo contractors—Con.				
238340	Tile and terrazzo contractors				
	All establishments	23	155	1 341	7 846
	Establishments with 1 to 4 employees	17	X	X	X
	Establishments with 5 to 9 employees	4	X	X	X
	Establishments with 10 to 19 employees	1	X	X	X
	Establishments with 20 to 49 employees	—	X	X	X
	Establishments with 50 to 99 employees	1	X	X	X
	Establishments with 100 to 249 employees	—	X	X	X
	Establishments with 250 to 499 employees	—	X	X	X
	Establishments with 500 to 999 employees	—	X	X	X
	Establishments with 1,000 employees or more	—	X	X	X
23835	Finish carpentry contractors				
	All establishments	105	872	6 515	30 253
	Establishments with 1 to 4 employees	78	X	X	X
	Establishments with 5 to 9 employees	18	X	X	X
	Establishments with 10 to 19 employees	4	X	X	X
	Establishments with 20 to 49 employees	3	X	X	X
	Establishments with 50 to 99 employees	1	X	X	X
	Establishments with 100 to 249 employees	—	X	X	X
	Establishments with 250 to 499 employees	1	X	X	X
	Establishments with 500 to 999 employees	—	X	X	X
	Establishments with 1,000 employees or more	—	X	X	X
238350	Finish carpentry contractors				
	All establishments	105	872	6 515	30 253
	Establishments with 1 to 4 employees	78	X	X	X
	Establishments with 5 to 9 employees	18	X	X	X
	Establishments with 10 to 19 employees	4	X	X	X
	Establishments with 20 to 49 employees	3	X	X	X
	Establishments with 50 to 99 employees	1	X	X	X
	Establishments with 100 to 249 employees	—	X	X	X
	Establishments with 250 to 499 employees	1	X	X	X
	Establishments with 500 to 999 employees	—	X	X	X
	Establishments with 1,000 employees or more	—	X	X	X
23839	Other building finishing contractors				
	All establishments	22	269	3 055	13 391
	Establishments with 1 to 4 employees	12	X	X	X
	Establishments with 5 to 9 employees	5	X	X	X
	Establishments with 10 to 19 employees	2	X	X	X
	Establishments with 20 to 49 employees	2	X	X	X
	Establishments with 50 to 99 employees	—	X	X	X
	Establishments with 100 to 249 employees	1	X	X	X
	Establishments with 250 to 499 employees	—	X	X	X
	Establishments with 500 to 999 employees	—	X	X	X
	Establishments with 1,000 employees or more	—	X	X	X
238390	Other building finishing contractors				
	All establishments	22	269	3 055	13 391
	Establishments with 1 to 4 employees	12	X	X	X
	Establishments with 5 to 9 employees	5	X	X	X
	Establishments with 10 to 19 employees	2	X	X	X
	Establishments with 20 to 49 employees	2	X	X	X
	Establishments with 50 to 99 employees	—	X	X	X
	Establishments with 100 to 249 employees	1	X	X	X
	Establishments with 250 to 499 employees	—	X	X	X
	Establishments with 500 to 999 employees	—	X	X	X
	Establishments with 1,000 employees or more	—	X	X	X
2389	Other specialty trade contractors				
	All establishments	149	824	6 438	40 102
	Establishments with 1 to 4 employees	107	X	X	X
	Establishments with 5 to 9 employees	19	X	X	X
	Establishments with 10 to 19 employees	11	X	X	X
	Establishments with 20 to 49 employees	11	X	X	X
	Establishments with 50 to 99 employees	—	X	X	X
	Establishments with 100 to 249 employees	1	X	X	X
	Establishments with 250 to 499 employees	—	X	X	X
	Establishments with 500 to 999 employees	—	X	X	X
	Establishments with 1,000 employees or more	—	X	X	X
23891	Site preparation contractors				
	All establishments	64	482	3 889	21 446
	Establishments with 1 to 4 employees	41	X	X	X
	Establishments with 5 to 9 employees	9	X	X	X
	Establishments with 10 to 19 employees	7	X	X	X
	Establishments with 20 to 49 employees	6	X	X	X
	Establishments with 50 to 99 employees	—	X	X	X
	Establishments with 100 to 249 employees	1	X	X	X
	Establishments with 250 to 499 employees	—	X	X	X
	Establishments with 500 to 999 employees	—	X	X	X
	Establishments with 1,000 employees or more	—	X	X	X

See footnotes at end of table.

Table 5. Establishments, Employees, and Payroll by Industry and Employment Size of Establishments by County: 2004—Con.

[Excludes most government employees, railroad employees, and self-employed persons. Size class 1 to 4 employees includes establishments having payroll, but no employees, during mid-March pay period. For meaning of abbreviations and symbols, see introductory text. For explanation of terms, see Appendix A. For statement on reliability, see the note at the end of the table and Appendix C]

NAICS code	Geography, kind of business, and employment size class	Establishments (number)	Paid employees for pay period including March 12 (number)	First-quarter payroll (\$1,000)	Annual payroll (\$1,000)
23	MIDDLESEX—Con.				
	Construction—Con.				
238	Specialty trade contractors—Con.				
2389	Other specialty trade contractors—Con.				
23891	Site preparation contractors—Con.				
238910	Site preparation contractors				
	All establishments	64	482	3 889	21 446
	Establishments with 1 to 4 employees	41	X	X	X
	Establishments with 5 to 9 employees	9	X	X	X
	Establishments with 10 to 19 employees	7	X	X	X
	Establishments with 20 to 49 employees	6	X	X	X
	Establishments with 50 to 99 employees	—	X	X	X
	Establishments with 100 to 249 employees	1	X	X	X
	Establishments with 250 to 499 employees	—	X	X	X
	Establishments with 500 to 999 employees	—	X	X	X
	Establishments with 1,000 employees or more	—	X	X	X
23899	All other specialty trade contractors				
	All establishments	85	342	2 549	18 656
	Establishments with 1 to 4 employees	66	X	X	X
	Establishments with 5 to 9 employees	10	X	X	X
	Establishments with 10 to 19 employees	4	X	X	X
	Establishments with 20 to 49 employees	5	X	X	X
	Establishments with 50 to 99 employees	—	X	X	X
	Establishments with 100 to 249 employees	—	X	X	X
	Establishments with 250 to 499 employees	—	X	X	X
	Establishments with 500 to 999 employees	—	X	X	X
	Establishments with 1,000 employees or more	—	X	X	X
238990	All other specialty trade contractors				
	All establishments	85	342	2 549	18 656
	Establishments with 1 to 4 employees	66	X	X	X
	Establishments with 5 to 9 employees	10	X	X	X
	Establishments with 10 to 19 employees	4	X	X	X
	Establishments with 20 to 49 employees	5	X	X	X
	Establishments with 50 to 99 employees	—	X	X	X
	Establishments with 100 to 249 employees	—	X	X	X
	Establishments with 250 to 499 employees	—	X	X	X
	Establishments with 500 to 999 employees	—	X	X	X
	Establishments with 1,000 employees or more	—	X	X	X
31-33	Manufacturing				
	All establishments	884	43 093	516 517	2 089 291
	Establishments with 1 to 4 employees	277	X	X	X
	Establishments with 5 to 9 employees	154	X	X	X
	Establishments with 10 to 19 employees	112	X	X	X
	Establishments with 20 to 49 employees	151	X	X	X
	Establishments with 50 to 99 employees	90	X	X	X
	Establishments with 100 to 249 employees	68	X	X	X
	Establishments with 250 to 499 employees	23	X	X	X
	Establishments with 500 to 999 employees	4	X	X	X
	Establishments with 1,000 employees or more	5	X	X	X
311	Food manufacturing				
	All establishments	65	1 734	18 130	71 614
	Establishments with 1 to 4 employees	25	X	X	X
	Establishments with 5 to 9 employees	13	X	X	X
	Establishments with 10 to 19 employees	7	X	X	X
	Establishments with 20 to 49 employees	7	X	X	X
	Establishments with 50 to 99 employees	9	X	X	X
	Establishments with 100 to 249 employees	4	X	X	X
	Establishments with 250 to 499 employees	—	X	X	X
	Establishments with 500 to 999 employees	—	X	X	X
	Establishments with 1,000 employees or more	—	X	X	X
3113	Sugar and confectionery product manufacturing				
	All establishments	4	e	D	D
	Establishments with 1 to 4 employees	1	X	X	X
	Establishments with 5 to 9 employees	1	X	X	X
	Establishments with 10 to 19 employees	—	X	X	X
	Establishments with 20 to 49 employees	—	X	X	X
	Establishments with 50 to 99 employees	1	X	X	X
	Establishments with 100 to 249 employees	1	X	X	X
	Establishments with 250 to 499 employees	—	X	X	X
	Establishments with 500 to 999 employees	—	X	X	X
	Establishments with 1,000 employees or more	—	X	X	X
31134	Nonchocolate confectionery manufacturing				
	All establishments	2	e	D	D
	Establishments with 1 to 4 employees	—	X	X	X
	Establishments with 5 to 9 employees	—	X	X	X
	Establishments with 10 to 19 employees	—	X	X	X
	Establishments with 20 to 49 employees	—	X	X	X
	Establishments with 50 to 99 employees	1	X	X	X
	Establishments with 100 to 249 employees	1	X	X	X
	Establishments with 250 to 499 employees	—	X	X	X
	Establishments with 500 to 999 employees	—	X	X	X
	Establishments with 1,000 employees or more	—	X	X	X

See footnotes at end of table.

Table 5. Establishments, Employees, and Payroll by Industry and Employment Size of Establishments by County: 2004—Con.

[Excludes most government employees, railroad employees, and self-employed persons. Size class 1 to 4 employees includes establishments having payroll, but no employees, during mid-March pay period. For meaning of abbreviations and symbols, see introductory text. For explanation of terms, see Appendix A. For statement on reliability, see the note at the end of the table and Appendix C]

NAICS code	Geography, kind of business, and employment size class	Establishments (number)	Paid employees for pay period including March 12 (number)	First-quarter payroll (\$1,000)	Annual payroll (\$1,000)
MIDDLESEX—Con.					
31-33	Manufacturing—Con.				
311	Food manufacturing—Con.				
3113	Sugar and confectionery product manufacturing—Con.				
31134	Nonchocolate confectionery manufacturing—Con.				
311340	Nonchocolate confectionery manufacturing				
	All establishments	2	e	D	D
	Establishments with 1 to 4 employees	—	X	X	X
	Establishments with 5 to 9 employees	—	X	X	X
	Establishments with 10 to 19 employees	—	X	X	X
	Establishments with 20 to 49 employees	—	X	X	X
	Establishments with 50 to 99 employees	1	X	X	X
	Establishments with 100 to 249 employees	1	X	X	X
	Establishments with 250 to 499 employees	—	X	X	X
	Establishments with 500 to 999 employees	—	X	X	X
	Establishments with 1,000 employees or more	—	X	X	X
3115	Dairy product manufacturing				
	All establishments	5	218	1 644	6 663
	Establishments with 1 to 4 employees	2	X	X	X
	Establishments with 5 to 9 employees	1	X	X	X
	Establishments with 10 to 19 employees	—	X	X	X
	Establishments with 20 to 49 employees	—	X	X	X
	Establishments with 50 to 99 employees	1	X	X	X
	Establishments with 100 to 249 employees	1	X	X	X
	Establishments with 250 to 499 employees	—	X	X	X
	Establishments with 500 to 999 employees	—	X	X	X
	Establishments with 1,000 employees or more	—	X	X	X
31151	Dairy product (except frozen) manufacturing				
	All establishments	3	c	D	D
	Establishments with 1 to 4 employees	—	X	X	X
	Establishments with 5 to 9 employees	1	X	X	X
	Establishments with 10 to 19 employees	—	X	X	X
	Establishments with 20 to 49 employees	—	X	X	X
	Establishments with 50 to 99 employees	1	X	X	X
	Establishments with 100 to 249 employees	1	X	X	X
	Establishments with 250 to 499 employees	—	X	X	X
	Establishments with 500 to 999 employees	—	X	X	X
	Establishments with 1,000 employees or more	—	X	X	X
311513	Cheese manufacturing				
	All establishments	2	c	D	D
	Establishments with 1 to 4 employees	—	X	X	X
	Establishments with 5 to 9 employees	—	X	X	X
	Establishments with 10 to 19 employees	—	X	X	X
	Establishments with 20 to 49 employees	—	X	X	X
	Establishments with 50 to 99 employees	1	X	X	X
	Establishments with 100 to 249 employees	1	X	X	X
	Establishments with 250 to 499 employees	—	X	X	X
	Establishments with 500 to 999 employees	—	X	X	X
	Establishments with 1,000 employees or more	—	X	X	X
3118	Bakeries and tortilla manufacturing				
	All establishments	36	459	3 601	14 454
	Establishments with 1 to 4 employees	17	X	X	X
	Establishments with 5 to 9 employees	9	X	X	X
	Establishments with 10 to 19 employees	5	X	X	X
	Establishments with 20 to 49 employees	3	X	X	X
	Establishments with 50 to 99 employees	1	X	X	X
	Establishments with 100 to 249 employees	1	X	X	X
	Establishments with 250 to 499 employees	—	X	X	X
	Establishments with 500 to 999 employees	—	X	X	X
	Establishments with 1,000 employees or more	—	X	X	X
31181	Bread and bakery product manufacturing				
	All establishments	35	e	D	D
	Establishments with 1 to 4 employees	17	X	X	X
	Establishments with 5 to 9 employees	9	X	X	X
	Establishments with 10 to 19 employees	4	X	X	X
	Establishments with 20 to 49 employees	3	X	X	X
	Establishments with 50 to 99 employees	1	X	X	X
	Establishments with 100 to 249 employees	1	X	X	X
	Establishments with 250 to 499 employees	—	X	X	X
	Establishments with 500 to 999 employees	—	X	X	X
	Establishments with 1,000 employees or more	—	X	X	X
311811	Retail bakeries				
	All establishments	27	c	D	D
	Establishments with 1 to 4 employees	15	X	X	X
	Establishments with 5 to 9 employees	6	X	X	X
	Establishments with 10 to 19 employees	4	X	X	X
	Establishments with 20 to 49 employees	2	X	X	X
	Establishments with 50 to 99 employees	—	X	X	X
	Establishments with 100 to 249 employees	—	X	X	X
	Establishments with 250 to 499 employees	—	X	X	X
	Establishments with 500 to 999 employees	—	X	X	X
	Establishments with 1,000 employees or more	—	X	X	X

See footnotes at end of table.

Table 5. Establishments, Employees, and Payroll by Industry and Employment Size of Establishments by County: 2004—Con.

[Excludes most government employees, railroad employees, and self-employed persons. Size class 1 to 4 employees includes establishments having payroll, but no employees, during mid-March pay period. For meaning of abbreviations and symbols, see introductory text. For explanation of terms, see Appendix A. For statement on reliability, see the note at the end of the table and Appendix C]

NAICS code	Geography, kind of business, and employment size class	Establishments (number)	Paid employees for pay period including March 12 (number)	First-quarter payroll (\$1,000)	Annual payroll (\$1,000)
MIDDLESEX—Con.					
31-33	Manufacturing—Con.				
311	Food manufacturing—Con.				
3118	Bakeries and tortilla manufacturing—Con.				
31181	Bread and bakery product manufacturing—Con.				
311812	Commercial bakeries				
	All establishments	8	259	2 635	10 606
	Establishments with 1 to 4 employees	2	X	X	X
	Establishments with 5 to 9 employees	3	X	X	X
	Establishments with 10 to 19 employees	—	X	X	X
	Establishments with 20 to 49 employees	1	X	X	X
	Establishments with 50 to 99 employees	1	X	X	X
	Establishments with 100 to 249 employees	1	X	X	X
	Establishments with 250 to 499 employees	—	X	X	X
	Establishments with 500 to 999 employees	—	X	X	X
	Establishments with 1,000 employees or more	—	X	X	X
3119	Other food manufacturing				
	All establishments	12	580	7 133	27 188
	Establishments with 1 to 4 employees	3	X	X	X
	Establishments with 5 to 9 employees	—	X	X	X
	Establishments with 10 to 19 employees	1	X	X	X
	Establishments with 20 to 49 employees	3	X	X	X
	Establishments with 50 to 99 employees	4	X	X	X
	Establishments with 100 to 249 employees	1	X	X	X
	Establishments with 250 to 499 employees	—	X	X	X
	Establishments with 500 to 999 employees	—	X	X	X
	Establishments with 1,000 employees or more	—	X	X	X
31194	Seasoning and dressing manufacturing				
	All establishments	2	c	D	D
	Establishments with 1 to 4 employees	—	X	X	X
	Establishments with 5 to 9 employees	—	X	X	X
	Establishments with 10 to 19 employees	—	X	X	X
	Establishments with 20 to 49 employees	1	X	X	X
	Establishments with 50 to 99 employees	—	X	X	X
	Establishments with 100 to 249 employees	1	X	X	X
	Establishments with 250 to 499 employees	—	X	X	X
	Establishments with 500 to 999 employees	—	X	X	X
	Establishments with 1,000 employees or more	—	X	X	X
311942	Spice and extract manufacturing				
	All establishments	2	c	D	D
	Establishments with 1 to 4 employees	—	X	X	X
	Establishments with 5 to 9 employees	—	X	X	X
	Establishments with 10 to 19 employees	—	X	X	X
	Establishments with 20 to 49 employees	1	X	X	X
	Establishments with 50 to 99 employees	—	X	X	X
	Establishments with 100 to 249 employees	1	X	X	X
	Establishments with 250 to 499 employees	—	X	X	X
	Establishments with 500 to 999 employees	—	X	X	X
	Establishments with 1,000 employees or more	—	X	X	X
31199	All other food manufacturing				
	All establishments	5	181	1 484	5 365
	Establishments with 1 to 4 employees	2	X	X	X
	Establishments with 5 to 9 employees	—	X	X	X
	Establishments with 10 to 19 employees	1	X	X	X
	Establishments with 20 to 49 employees	—	X	X	X
	Establishments with 50 to 99 employees	2	X	X	X
	Establishments with 100 to 249 employees	—	X	X	X
	Establishments with 250 to 499 employees	—	X	X	X
	Establishments with 500 to 999 employees	—	X	X	X
	Establishments with 1,000 employees or more	—	X	X	X
311999	All other miscellaneous food manufacturing				
	All establishments	4	c	D	D
	Establishments with 1 to 4 employees	2	X	X	X
	Establishments with 5 to 9 employees	—	X	X	X
	Establishments with 10 to 19 employees	1	X	X	X
	Establishments with 20 to 49 employees	—	X	X	X
	Establishments with 50 to 99 employees	1	X	X	X
	Establishments with 100 to 249 employees	—	X	X	X
	Establishments with 250 to 499 employees	—	X	X	X
	Establishments with 500 to 999 employees	—	X	X	X
	Establishments with 1,000 employees or more	—	X	X	X
312	Beverage and tobacco product manufacturing				
	All establishments	3	426	4 295	20 413
	Establishments with 1 to 4 employees	1	X	X	X
	Establishments with 5 to 9 employees	—	X	X	X
	Establishments with 10 to 19 employees	—	X	X	X
	Establishments with 20 to 49 employees	—	X	X	X
	Establishments with 50 to 99 employees	—	X	X	X
	Establishments with 100 to 249 employees	1	X	X	X
	Establishments with 250 to 499 employees	1	X	X	X
	Establishments with 500 to 999 employees	—	X	X	X
	Establishments with 1,000 employees or more	—	X	X	X

See footnotes at end of table.

Table 5. Establishments, Employees, and Payroll by Industry and Employment Size of Establishments by County: 2004—Con.

[Excludes most government employees, railroad employees, and self-employed persons. Size class 1 to 4 employees includes establishments having payroll, but no employees, during mid-March pay period. For meaning of abbreviations and symbols, see introductory text. For explanation of terms, see Appendix A. For statement on reliability, see the note at the end of the table and Appendix C]

NAICS code	Geography, kind of business, and employment size class	Establishments (number)	Paid employees for pay period including March 12 (number)	First-quarter payroll (\$1,000)	Annual payroll (\$1,000)
	MIDDLESEX—Con.				
31-33	Manufacturing—Con.				
312	Beverage and tobacco product manufacturing—Con.				
3121	Beverage manufacturing				
	All establishments	3	426	4 295	20 413
	Establishments with 1 to 4 employees	1	X	X	X
	Establishments with 5 to 9 employees	—	X	X	X
	Establishments with 10 to 19 employees	—	X	X	X
	Establishments with 20 to 49 employees	—	X	X	X
	Establishments with 50 to 99 employees	—	X	X	X
	Establishments with 100 to 249 employees	1	X	X	X
	Establishments with 250 to 499 employees	1	X	X	X
	Establishments with 500 to 999 employees	—	X	X	X
	Establishments with 1,000 employees or more	—	X	X	X
31211	Soft drink and ice manufacturing				
	All establishments	2	e	D	D
	Establishments with 1 to 4 employees	—	X	X	X
	Establishments with 5 to 9 employees	—	X	X	X
	Establishments with 10 to 19 employees	—	X	X	X
	Establishments with 20 to 49 employees	—	X	X	X
	Establishments with 50 to 99 employees	—	X	X	X
	Establishments with 100 to 249 employees	1	X	X	X
	Establishments with 250 to 499 employees	1	X	X	X
	Establishments with 500 to 999 employees	—	X	X	X
	Establishments with 1,000 employees or more	—	X	X	X
312111	Soft drink manufacturing				
	All establishments	2	e	D	D
	Establishments with 1 to 4 employees	—	X	X	X
	Establishments with 5 to 9 employees	—	X	X	X
	Establishments with 10 to 19 employees	—	X	X	X
	Establishments with 20 to 49 employees	—	X	X	X
	Establishments with 50 to 99 employees	—	X	X	X
	Establishments with 100 to 249 employees	1	X	X	X
	Establishments with 250 to 499 employees	1	X	X	X
	Establishments with 500 to 999 employees	—	X	X	X
	Establishments with 1,000 employees or more	—	X	X	X
313	Textile mills				
	All establishments	10	c	D	D
	Establishments with 1 to 4 employees	5	X	X	X
	Establishments with 5 to 9 employees	—	X	X	X
	Establishments with 10 to 19 employees	2	X	X	X
	Establishments with 20 to 49 employees	2	X	X	X
	Establishments with 50 to 99 employees	1	X	X	X
	Establishments with 100 to 249 employees	—	X	X	X
	Establishments with 250 to 499 employees	—	X	X	X
	Establishments with 500 to 999 employees	—	X	X	X
	Establishments with 1,000 employees or more	—	X	X	X
314	Textile product mills				
	All establishments	15	891	5 691	24 164
	Establishments with 1 to 4 employees	3	X	X	X
	Establishments with 5 to 9 employees	5	X	X	X
	Establishments with 10 to 19 employees	1	X	X	X
	Establishments with 20 to 49 employees	3	X	X	X
	Establishments with 50 to 99 employees	1	X	X	X
	Establishments with 100 to 249 employees	—	X	X	X
	Establishments with 250 to 499 employees	2	X	X	X
	Establishments with 500 to 999 employees	—	X	X	X
	Establishments with 1,000 employees or more	—	X	X	X
3141	Textile furnishings mills				
	All establishments	7	137	874	3 804
	Establishments with 1 to 4 employees	2	X	X	X
	Establishments with 5 to 9 employees	3	X	X	X
	Establishments with 10 to 19 employees	—	X	X	X
	Establishments with 20 to 49 employees	1	X	X	X
	Establishments with 50 to 99 employees	1	X	X	X
	Establishments with 100 to 249 employees	—	X	X	X
	Establishments with 250 to 499 employees	—	X	X	X
	Establishments with 500 to 999 employees	—	X	X	X
	Establishments with 1,000 employees or more	—	X	X	X
31412	Curtain and linen mills				
	All establishments	7	137	874	3 804
	Establishments with 1 to 4 employees	2	X	X	X
	Establishments with 5 to 9 employees	3	X	X	X
	Establishments with 10 to 19 employees	—	X	X	X
	Establishments with 20 to 49 employees	1	X	X	X
	Establishments with 50 to 99 employees	1	X	X	X
	Establishments with 100 to 249 employees	—	X	X	X
	Establishments with 250 to 499 employees	—	X	X	X
	Establishments with 500 to 999 employees	—	X	X	X
	Establishments with 1,000 employees or more	—	X	X	X

See footnotes at end of table.

Table 5. Establishments, Employees, and Payroll by Industry and Employment Size of Establishments by County: 2004—Con.

[Excludes most government employees, railroad employees, and self-employed persons. Size class 1 to 4 employees includes establishments having payroll, but no employees, during mid-March pay period. For meaning of abbreviations and symbols, see introductory text. For explanation of terms, see Appendix A. For statement on reliability, see the note at the end of the table and Appendix C]

NAICS code	Geography, kind of business, and employment size class	Establishments (number)	Paid employees for pay period including March 12 (number)	First-quarter payroll (\$1,000)	Annual payroll (\$1,000)
	MIDDLESEX—Con.				
31-33	Manufacturing—Con.				
314	Textile product mills—Con.				
3141	Textile furnishings mills—Con.				
31412	Curtain and linen mills—Con.				
314129	Other household textile product mills				
	All establishments	5	c	D	D
	Establishments with 1 to 4 employees	1	X	X	X
	Establishments with 5 to 9 employees	2	X	X	X
	Establishments with 10 to 19 employees	—	X	X	X
	Establishments with 20 to 49 employees	1	X	X	X
	Establishments with 50 to 99 employees	1	X	X	X
	Establishments with 100 to 249 employees	—	X	X	X
	Establishments with 250 to 499 employees	—	X	X	X
	Establishments with 500 to 999 employees	—	X	X	X
	Establishments with 1,000 employees or more	—	X	X	X
3149	Other textile product mills				
	All establishments	8	754	4 817	20 360
	Establishments with 1 to 4 employees	1	X	X	X
	Establishments with 5 to 9 employees	2	X	X	X
	Establishments with 10 to 19 employees	1	X	X	X
	Establishments with 20 to 49 employees	2	X	X	X
	Establishments with 50 to 99 employees	—	X	X	X
	Establishments with 100 to 249 employees	—	X	X	X
	Establishments with 250 to 499 employees	2	X	X	X
	Establishments with 500 to 999 employees	—	X	X	X
	Establishments with 1,000 employees or more	—	X	X	X
31499	All other textile product mills				
	All establishments	6	f	D	D
	Establishments with 1 to 4 employees	—	X	X	X
	Establishments with 5 to 9 employees	1	X	X	X
	Establishments with 10 to 19 employees	1	X	X	X
	Establishments with 20 to 49 employees	2	X	X	X
	Establishments with 50 to 99 employees	—	X	X	X
	Establishments with 100 to 249 employees	—	X	X	X
	Establishments with 250 to 499 employees	2	X	X	X
	Establishments with 500 to 999 employees	—	X	X	X
	Establishments with 1,000 employees or more	—	X	X	X
314999	All other miscellaneous textile product mills				
	All establishments	5	f	D	D
	Establishments with 1 to 4 employees	—	X	X	X
	Establishments with 5 to 9 employees	1	X	X	X
	Establishments with 10 to 19 employees	1	X	X	X
	Establishments with 20 to 49 employees	1	X	X	X
	Establishments with 50 to 99 employees	—	X	X	X
	Establishments with 100 to 249 employees	—	X	X	X
	Establishments with 250 to 499 employees	2	X	X	X
	Establishments with 500 to 999 employees	—	X	X	X
	Establishments with 1,000 employees or more	—	X	X	X
315	Apparel manufacturing				
	All establishments	14	845	6 533	28 205
	Establishments with 1 to 4 employees	6	X	X	X
	Establishments with 5 to 9 employees	2	X	X	X
	Establishments with 10 to 19 employees	2	X	X	X
	Establishments with 20 to 49 employees	1	X	X	X
	Establishments with 50 to 99 employees	1	X	X	X
	Establishments with 100 to 249 employees	1	X	X	X
	Establishments with 250 to 499 employees	1	X	X	X
	Establishments with 500 to 999 employees	—	X	X	X
	Establishments with 1,000 employees or more	—	X	X	X
3151	Apparel knitting mills				
	All establishments	3	e	D	D
	Establishments with 1 to 4 employees	1	X	X	X
	Establishments with 5 to 9 employees	—	X	X	X
	Establishments with 10 to 19 employees	1	X	X	X
	Establishments with 20 to 49 employees	—	X	X	X
	Establishments with 50 to 99 employees	—	X	X	X
	Establishments with 100 to 249 employees	—	X	X	X
	Establishments with 250 to 499 employees	1	X	X	X
	Establishments with 500 to 999 employees	—	X	X	X
	Establishments with 1,000 employees or more	—	X	X	X
31519	Other apparel knitting mills				
	All establishments	3	e	D	D
	Establishments with 1 to 4 employees	1	X	X	X
	Establishments with 5 to 9 employees	—	X	X	X
	Establishments with 10 to 19 employees	1	X	X	X
	Establishments with 20 to 49 employees	—	X	X	X
	Establishments with 50 to 99 employees	—	X	X	X
	Establishments with 100 to 249 employees	—	X	X	X
	Establishments with 250 to 499 employees	1	X	X	X
	Establishments with 500 to 999 employees	—	X	X	X
	Establishments with 1,000 employees or more	—	X	X	X

See footnotes at end of table.

Table 5. Establishments, Employees, and Payroll by Industry and Employment Size of Establishments by County: 2004—Con.

[Excludes most government employees, railroad employees, and self-employed persons. Size class 1 to 4 employees includes establishments having payroll, but no employees, during mid-March pay period. For meaning of abbreviations and symbols, see introductory text. For explanation of terms, see Appendix A. For statement on reliability, see the note at the end of the table and Appendix C]

NAICS code	Geography, kind of business, and employment size class	Establishments (number)	Paid employees for pay period including March 12 (number)	First-quarter payroll (\$1,000)	Annual payroll (\$1,000)
MIDDLESEX—Con.					
31-33	Manufacturing—Con.				
315	Apparel manufacturing—Con.				
3151	Apparel knitting mills—Con.				
31519	Other apparel knitting mills—Con.				
315191	Outerwear knitting mills				
	All establishments	3	e	D	D
	Establishments with 1 to 4 employees	1	X	X	X
	Establishments with 5 to 9 employees	—	X	X	X
	Establishments with 10 to 19 employees	1	X	X	X
	Establishments with 20 to 49 employees	—	X	X	X
	Establishments with 50 to 99 employees	—	X	X	X
	Establishments with 100 to 249 employees	—	X	X	X
	Establishments with 250 to 499 employees	1	X	X	X
	Establishments with 500 to 999 employees	—	X	X	X
	Establishments with 1,000 employees or more	—	X	X	X
3152	Cut and sew apparel manufacturing				
	All establishments	10	e	D	D
	Establishments with 1 to 4 employees	4	X	X	X
	Establishments with 5 to 9 employees	2	X	X	X
	Establishments with 10 to 19 employees	1	X	X	X
	Establishments with 20 to 49 employees	1	X	X	X
	Establishments with 50 to 99 employees	1	X	X	X
	Establishments with 100 to 249 employees	1	X	X	X
	Establishments with 250 to 499 employees	—	X	X	X
	Establishments with 500 to 999 employees	—	X	X	X
	Establishments with 1,000 employees or more	—	X	X	X
31522	Men's and boys' cut and sew apparel manufacturing				
	All establishments	1	c	D	D
	Establishments with 1 to 4 employees	—	X	X	X
	Establishments with 5 to 9 employees	—	X	X	X
	Establishments with 10 to 19 employees	—	X	X	X
	Establishments with 20 to 49 employees	—	X	X	X
	Establishments with 50 to 99 employees	—	X	X	X
	Establishments with 100 to 249 employees	1	X	X	X
	Establishments with 250 to 499 employees	—	X	X	X
	Establishments with 500 to 999 employees	—	X	X	X
	Establishments with 1,000 employees or more	—	X	X	X
315223	Men's and boys' cut and sew shirt (except work shirt) manufacturing				
	All establishments	1	c	D	D
	Establishments with 1 to 4 employees	—	X	X	X
	Establishments with 5 to 9 employees	—	X	X	X
	Establishments with 10 to 19 employees	—	X	X	X
	Establishments with 20 to 49 employees	—	X	X	X
	Establishments with 50 to 99 employees	—	X	X	X
	Establishments with 100 to 249 employees	1	X	X	X
	Establishments with 250 to 499 employees	—	X	X	X
	Establishments with 500 to 999 employees	—	X	X	X
	Establishments with 1,000 employees or more	—	X	X	X
31523	Women's and girls' cut and sew apparel manufacturing				
	All establishments	2	c	D	D
	Establishments with 1 to 4 employees	1	X	X	X
	Establishments with 5 to 9 employees	—	X	X	X
	Establishments with 10 to 19 employees	—	X	X	X
	Establishments with 20 to 49 employees	—	X	X	X
	Establishments with 50 to 99 employees	1	X	X	X
	Establishments with 100 to 249 employees	—	X	X	X
	Establishments with 250 to 499 employees	—	X	X	X
	Establishments with 500 to 999 employees	—	X	X	X
	Establishments with 1,000 employees or more	—	X	X	X
321	Wood product manufacturing				
	All establishments	19	395	2 631	11 174
	Establishments with 1 to 4 employees	4	X	X	X
	Establishments with 5 to 9 employees	4	X	X	X
	Establishments with 10 to 19 employees	4	X	X	X
	Establishments with 20 to 49 employees	4	X	X	X
	Establishments with 50 to 99 employees	3	X	X	X
	Establishments with 100 to 249 employees	—	X	X	X
	Establishments with 250 to 499 employees	—	X	X	X
	Establishments with 500 to 999 employees	—	X	X	X
	Establishments with 1,000 employees or more	—	X	X	X
3219	Other wood product manufacturing				
	All establishments	17	e	D	D
	Establishments with 1 to 4 employees	4	X	X	X
	Establishments with 5 to 9 employees	4	X	X	X
	Establishments with 10 to 19 employees	3	X	X	X
	Establishments with 20 to 49 employees	3	X	X	X
	Establishments with 50 to 99 employees	3	X	X	X
	Establishments with 100 to 249 employees	—	X	X	X
	Establishments with 250 to 499 employees	—	X	X	X
	Establishments with 500 to 999 employees	—	X	X	X
	Establishments with 1,000 employees or more	—	X	X	X

See footnotes at end of table.

Table 5. Establishments, Employees, and Payroll by Industry and Employment Size of Establishments by County: 2004—Con.

[Excludes most government employees, railroad employees, and self-employed persons. Size class 1 to 4 employees includes establishments having payroll, but no employees, during mid-March pay period. For meaning of abbreviations and symbols, see introductory text. For explanation of terms, see Appendix A. For statement on reliability, see the note at the end of the table and Appendix C]

NAICS code	Geography, kind of business, and employment size class	Establishments (number)	Paid employees for pay period including March 12 (number)	First-quarter payroll (\$1,000)	Annual payroll (\$1,000)
	MIDDLESEX—Con.				
31-33	Manufacturing—Con.				
321	Wood product manufacturing—Con.				
3219	Other wood product manufacturing—Con.				
32192	Wood container and pallet manufacturing				
	All establishments	7	228	1 573	6 780
	Establishments with 1 to 4 employees	1	X	X	X
	Establishments with 5 to 9 employees	—	X	X	X
	Establishments with 10 to 19 employees	2	X	X	X
	Establishments with 20 to 49 employees	2	X	X	X
	Establishments with 50 to 99 employees	2	X	X	X
	Establishments with 100 to 249 employees	—	X	X	X
	Establishments with 250 to 499 employees	—	X	X	X
	Establishments with 500 to 999 employees	—	X	X	X
	Establishments with 1,000 employees or more	—	X	X	X
321920	Wood container and pallet manufacturing				
	All establishments	7	228	1 573	6 780
	Establishments with 1 to 4 employees	1	X	X	X
	Establishments with 5 to 9 employees	—	X	X	X
	Establishments with 10 to 19 employees	2	X	X	X
	Establishments with 20 to 49 employees	2	X	X	X
	Establishments with 50 to 99 employees	2	X	X	X
	Establishments with 100 to 249 employees	—	X	X	X
	Establishments with 250 to 499 employees	—	X	X	X
	Establishments with 500 to 999 employees	—	X	X	X
	Establishments with 1,000 employees or more	—	X	X	X
322	Paper manufacturing				
	All establishments	37	2 505	30 023	135 129
	Establishments with 1 to 4 employees	7	X	X	X
	Establishments with 5 to 9 employees	3	X	X	X
	Establishments with 10 to 19 employees	2	X	X	X
	Establishments with 20 to 49 employees	10	X	X	X
	Establishments with 50 to 99 employees	4	X	X	X
	Establishments with 100 to 249 employees	9	X	X	X
	Establishments with 250 to 499 employees	2	X	X	X
	Establishments with 500 to 999 employees	—	X	X	X
	Establishments with 1,000 employees or more	—	X	X	X
3221	Pulp, paper, and paperboard mills				
	All establishments	2	e	D	D
	Establishments with 1 to 4 employees	1	X	X	X
	Establishments with 5 to 9 employees	—	X	X	X
	Establishments with 10 to 19 employees	—	X	X	X
	Establishments with 20 to 49 employees	—	X	X	X
	Establishments with 50 to 99 employees	—	X	X	X
	Establishments with 100 to 249 employees	—	X	X	X
	Establishments with 250 to 499 employees	1	X	X	X
	Establishments with 500 to 999 employees	—	X	X	X
	Establishments with 1,000 employees or more	—	X	X	X
32212	Paper mills				
	All establishments	1	e	D	D
	Establishments with 1 to 4 employees	—	X	X	X
	Establishments with 5 to 9 employees	—	X	X	X
	Establishments with 10 to 19 employees	—	X	X	X
	Establishments with 20 to 49 employees	—	X	X	X
	Establishments with 50 to 99 employees	—	X	X	X
	Establishments with 100 to 249 employees	—	X	X	X
	Establishments with 250 to 499 employees	1	X	X	X
	Establishments with 500 to 999 employees	—	X	X	X
	Establishments with 1,000 employees or more	—	X	X	X
322121	Paper (except newsprint) mills				
	All establishments	1	e	D	D
	Establishments with 1 to 4 employees	—	X	X	X
	Establishments with 5 to 9 employees	—	X	X	X
	Establishments with 10 to 19 employees	—	X	X	X
	Establishments with 20 to 49 employees	—	X	X	X
	Establishments with 50 to 99 employees	—	X	X	X
	Establishments with 100 to 249 employees	—	X	X	X
	Establishments with 250 to 499 employees	1	X	X	X
	Establishments with 500 to 999 employees	—	X	X	X
	Establishments with 1,000 employees or more	—	X	X	X
3222	Converted paper product manufacturing				
	All establishments	35	g	D	D
	Establishments with 1 to 4 employees	6	X	X	X
	Establishments with 5 to 9 employees	3	X	X	X
	Establishments with 10 to 19 employees	2	X	X	X
	Establishments with 20 to 49 employees	10	X	X	X
	Establishments with 50 to 99 employees	4	X	X	X
	Establishments with 100 to 249 employees	9	X	X	X
	Establishments with 250 to 499 employees	1	X	X	X
	Establishments with 500 to 999 employees	—	X	X	X
	Establishments with 1,000 employees or more	—	X	X	X

See footnotes at end of table.

Table 5. Establishments, Employees, and Payroll by Industry and Employment Size of Establishments by County: 2004—Con.

[Excludes most government employees, railroad employees, and self-employed persons. Size class 1 to 4 employees includes establishments having payroll, but no employees, during mid-March pay period. For meaning of abbreviations and symbols, see introductory text. For explanation of terms, see Appendix A. For statement on reliability, see the note at the end of the table and Appendix C]

NAICS code	Geography, kind of business, and employment size class	Establishments (number)	Paid employees for pay period including March 12 (number)	First-quarter payroll (\$1,000)	Annual payroll (\$1,000)
31-33	MIDDLESEX—Con.				
	Manufacturing—Con.				
322	Paper manufacturing—Con.				
3222	Converted paper product manufacturing—Con.				
32221	Paperboard container manufacturing				
	All establishments	16	859	10 188	52 817
	Establishments with 1 to 4 employees	3	X	X	X
	Establishments with 5 to 9 employees	1	X	X	X
	Establishments with 10 to 19 employees	—	X	X	X
	Establishments with 20 to 49 employees	7	X	X	X
	Establishments with 50 to 99 employees	1	X	X	X
	Establishments with 100 to 249 employees	4	X	X	X
	Establishments with 250 to 499 employees	—	X	X	X
	Establishments with 500 to 999 employees	—	X	X	X
	Establishments with 1,000 employees or more	—	X	X	X
322211	Corrugated and solid fiber box manufacturing				
	All establishments	8	492	6 367	31 617
	Establishments with 1 to 4 employees	1	X	X	X
	Establishments with 5 to 9 employees	—	X	X	X
	Establishments with 10 to 19 employees	—	X	X	X
	Establishments with 20 to 49 employees	4	X	X	X
	Establishments with 50 to 99 employees	—	X	X	X
	Establishments with 100 to 249 employees	3	X	X	X
	Establishments with 250 to 499 employees	—	X	X	X
	Establishments with 500 to 999 employees	—	X	X	X
	Establishments with 1,000 employees or more	—	X	X	X
322212	Folding paperboard box manufacturing				
	All establishments	4	182	2 114	14 606
	Establishments with 1 to 4 employees	2	X	X	X
	Establishments with 5 to 9 employees	1	X	X	X
	Establishments with 10 to 19 employees	—	X	X	X
	Establishments with 20 to 49 employees	—	X	X	X
	Establishments with 50 to 99 employees	—	X	X	X
	Establishments with 100 to 249 employees	1	X	X	X
	Establishments with 250 to 499 employees	—	X	X	X
	Establishments with 500 to 999 employees	—	X	X	X
	Establishments with 1,000 employees or more	—	X	X	X
322214	Fiber can, tube, drum, and similar products manufacturing				
	All establishments	4	185	1 707	6 594
	Establishments with 1 to 4 employees	—	X	X	X
	Establishments with 5 to 9 employees	—	X	X	X
	Establishments with 10 to 19 employees	—	X	X	X
	Establishments with 20 to 49 employees	3	X	X	X
	Establishments with 50 to 99 employees	1	X	X	X
	Establishments with 100 to 249 employees	—	X	X	X
	Establishments with 250 to 499 employees	—	X	X	X
	Establishments with 500 to 999 employees	—	X	X	X
	Establishments with 1,000 employees or more	—	X	X	X
32222	Paper bag and coated and treated paper manufacturing				
	All establishments	12	984	11 724	48 703
	Establishments with 1 to 4 employees	2	X	X	X
	Establishments with 5 to 9 employees	1	X	X	X
	Establishments with 10 to 19 employees	1	X	X	X
	Establishments with 20 to 49 employees	1	X	X	X
	Establishments with 50 to 99 employees	3	X	X	X
	Establishments with 100 to 249 employees	3	X	X	X
	Establishments with 250 to 499 employees	1	X	X	X
	Establishments with 500 to 999 employees	—	X	X	X
	Establishments with 1,000 employees or more	—	X	X	X
322222	Coated and laminated paper manufacturing				
	All establishments	8	898	11 016	45 033
	Establishments with 1 to 4 employees	1	X	X	X
	Establishments with 5 to 9 employees	—	X	X	X
	Establishments with 10 to 19 employees	—	X	X	X
	Establishments with 20 to 49 employees	1	X	X	X
	Establishments with 50 to 99 employees	2	X	X	X
	Establishments with 100 to 249 employees	3	X	X	X
	Establishments with 250 to 499 employees	1	X	X	X
	Establishments with 500 to 999 employees	—	X	X	X
	Establishments with 1,000 employees or more	—	X	X	X
32229	Other converted paper product manufacturing				
	All establishments	6	e	D	D
	Establishments with 1 to 4 employees	1	X	X	X
	Establishments with 5 to 9 employees	—	X	X	X
	Establishments with 10 to 19 employees	1	X	X	X
	Establishments with 20 to 49 employees	2	X	X	X
	Establishments with 50 to 99 employees	—	X	X	X
	Establishments with 100 to 249 employees	2	X	X	X
	Establishments with 250 to 499 employees	—	X	X	X
	Establishments with 500 to 999 employees	—	X	X	X
	Establishments with 1,000 employees or more	—	X	X	X

See footnotes at end of table.

Table 5. Establishments, Employees, and Payroll by Industry and Employment Size of Establishments by County: 2004—Con.

[Excludes most government employees, railroad employees, and self-employed persons. Size class 1 to 4 employees includes establishments having payroll, but no employees, during mid-March pay period. For meaning of abbreviations and symbols, see introductory text. For explanation of terms, see Appendix A. For statement on reliability, see the note at the end of the table and Appendix C]

NAICS code	Geography, kind of business, and employment size class	Establishments (number)	Paid employees for pay period including March 12 (number)	First-quarter payroll (\$1,000)	Annual payroll (\$1,000)
MIDDLESEX—Con.					
31-33	Manufacturing—Con.				
322	Paper manufacturing—Con.				
3222	Converted paper product manufacturing—Con.				
32229	Other converted paper product manufacturing—Con.				
322299	All other converted paper product manufacturing				
	All establishments	4	291	2 226	8 640
	Establishments with 1 to 4 employees	1	X	X	X
	Establishments with 5 to 9 employees	—	X	X	X
	Establishments with 10 to 19 employees	—	X	X	X
	Establishments with 20 to 49 employees	1	X	X	X
	Establishments with 50 to 99 employees	—	X	X	X
	Establishments with 100 to 249 employees	2	X	X	X
	Establishments with 250 to 499 employees	—	X	X	X
	Establishments with 500 to 999 employees	—	X	X	X
	Establishments with 1,000 employees or more	—	X	X	X
323	Printing and related support activities				
	All establishments	105	2 830	30 176	121 012
	Establishments with 1 to 4 employees	51	X	X	X
	Establishments with 5 to 9 employees	19	X	X	X
	Establishments with 10 to 19 employees	15	X	X	X
	Establishments with 20 to 49 employees	9	X	X	X
	Establishments with 50 to 99 employees	6	X	X	X
	Establishments with 100 to 249 employees	3	X	X	X
	Establishments with 250 to 499 employees	1	X	X	X
	Establishments with 500 to 999 employees	—	X	X	X
	Establishments with 1,000 employees or more	1	X	X	X
3231	Printing and related support activities				
	All establishments	105	2 830	30 176	121 012
	Establishments with 1 to 4 employees	51	X	X	X
	Establishments with 5 to 9 employees	19	X	X	X
	Establishments with 10 to 19 employees	15	X	X	X
	Establishments with 20 to 49 employees	9	X	X	X
	Establishments with 50 to 99 employees	6	X	X	X
	Establishments with 100 to 249 employees	3	X	X	X
	Establishments with 250 to 499 employees	1	X	X	X
	Establishments with 500 to 999 employees	—	X	X	X
	Establishments with 1,000 employees or more	1	X	X	X
32311	Printing				
	All establishments	92	2 522	28 332	113 155
	Establishments with 1 to 4 employees	43	X	X	X
	Establishments with 5 to 9 employees	17	X	X	X
	Establishments with 10 to 19 employees	14	X	X	X
	Establishments with 20 to 49 employees	9	X	X	X
	Establishments with 50 to 99 employees	5	X	X	X
	Establishments with 100 to 249 employees	2	X	X	X
	Establishments with 250 to 499 employees	1	X	X	X
	Establishments with 500 to 999 employees	—	X	X	X
	Establishments with 1,000 employees or more	1	X	X	X
323110	Commercial lithographic printing				
	All establishments	35	2 016	24 422	96 945
	Establishments with 1 to 4 employees	15	X	X	X
	Establishments with 5 to 9 employees	3	X	X	X
	Establishments with 10 to 19 employees	6	X	X	X
	Establishments with 20 to 49 employees	4	X	X	X
	Establishments with 50 to 99 employees	3	X	X	X
	Establishments with 100 to 249 employees	2	X	X	X
	Establishments with 250 to 499 employees	1	X	X	X
	Establishments with 500 to 999 employees	—	X	X	X
	Establishments with 1,000 employees or more	1	X	X	X
323113	Commercial screen printing				
	All establishments	15	127	919	4 293
	Establishments with 1 to 4 employees	8	X	X	X
	Establishments with 5 to 9 employees	3	X	X	X
	Establishments with 10 to 19 employees	2	X	X	X
	Establishments with 20 to 49 employees	2	X	X	X
	Establishments with 50 to 99 employees	—	X	X	X
	Establishments with 100 to 249 employees	—	X	X	X
	Establishments with 250 to 499 employees	—	X	X	X
	Establishments with 500 to 999 employees	—	X	X	X
	Establishments with 1,000 employees or more	—	X	X	X
323114	Quick printing				
	All establishments	25	173	1 119	4 063
	Establishments with 1 to 4 employees	16	X	X	X
	Establishments with 5 to 9 employees	6	X	X	X
	Establishments with 10 to 19 employees	2	X	X	X
	Establishments with 20 to 49 employees	—	X	X	X
	Establishments with 50 to 99 employees	1	X	X	X
	Establishments with 100 to 249 employees	—	X	X	X
	Establishments with 250 to 499 employees	—	X	X	X
	Establishments with 500 to 999 employees	—	X	X	X

See footnotes at end of table.

Table 5. Establishments, Employees, and Payroll by Industry and Employment Size of Establishments by County: 2004—Con.

[Excludes most government employees, railroad employees, and self-employed persons. Size class 1 to 4 employees includes establishments having payroll, but no employees, during mid-March pay period. For meaning of abbreviations and symbols, see introductory text. For explanation of terms, see Appendix A. For statement on reliability, see the note at the end of the table and Appendix C]

NAICS code	Geography, kind of business, and employment size class	Establishments (number)	Paid employees for pay period including March 12 (number)	First-quarter payroll (\$1,000)	Annual payroll (\$1,000)
	MIDDLESEX—Con.				
31-33	Manufacturing—Con.				
323	Printing and related support activities—Con.				
3231	Printing and related support activities—Con.				
32311	Printing—Con.				
323114	Quick printing—Con.				
	All establishments—Con.				
	Establishments with 1,000 employees or more	—	X	X	X
32312	Support activities for printing				
	All establishments	13	308	1 844	7 857
	Establishments with 1 to 4 employees	8	X	X	X
	Establishments with 5 to 9 employees	2	X	X	X
	Establishments with 10 to 19 employees	1	X	X	X
	Establishments with 20 to 49 employees	—	X	X	X
	Establishments with 50 to 99 employees	1	X	X	X
	Establishments with 100 to 249 employees	1	X	X	X
	Establishments with 250 to 499 employees	—	X	X	X
	Establishments with 500 to 999 employees	—	X	X	X
	Establishments with 1,000 employees or more	—	X	X	X
323121	Tradebinding and related work				
	All establishments	6	285	1 703	7 164
	Establishments with 1 to 4 employees	2	X	X	X
	Establishments with 5 to 9 employees	1	X	X	X
	Establishments with 10 to 19 employees	1	X	X	X
	Establishments with 20 to 49 employees	—	X	X	X
	Establishments with 50 to 99 employees	1	X	X	X
	Establishments with 100 to 249 employees	1	X	X	X
	Establishments with 250 to 499 employees	—	X	X	X
	Establishments with 500 to 999 employees	—	X	X	X
	Establishments with 1,000 employees or more	—	X	X	X
324	Petroleum and coal products manufacturing				
	All establishments	10	324	6 361	21 969
	Establishments with 1 to 4 employees	2	X	X	X
	Establishments with 5 to 9 employees	2	X	X	X
	Establishments with 10 to 19 employees	3	X	X	X
	Establishments with 20 to 49 employees	1	X	X	X
	Establishments with 50 to 99 employees	1	X	X	X
	Establishments with 100 to 249 employees	1	X	X	X
	Establishments with 250 to 499 employees	—	X	X	X
	Establishments with 500 to 999 employees	—	X	X	X
	Establishments with 1,000 employees or more	—	X	X	X
3241	Petroleum and coal products manufacturing				
	All establishments	10	324	6 361	21 969
	Establishments with 1 to 4 employees	2	X	X	X
	Establishments with 5 to 9 employees	2	X	X	X
	Establishments with 10 to 19 employees	3	X	X	X
	Establishments with 20 to 49 employees	1	X	X	X
	Establishments with 50 to 99 employees	1	X	X	X
	Establishments with 100 to 249 employees	1	X	X	X
	Establishments with 250 to 499 employees	—	X	X	X
	Establishments with 500 to 999 employees	—	X	X	X
	Establishments with 1,000 employees or more	—	X	X	X
32411	Petroleum refineries				
	All establishments	3	c	D	D
	Establishments with 1 to 4 employees	—	X	X	X
	Establishments with 5 to 9 employees	1	X	X	X
	Establishments with 10 to 19 employees	1	X	X	X
	Establishments with 20 to 49 employees	—	X	X	X
	Establishments with 50 to 99 employees	1	X	X	X
	Establishments with 100 to 249 employees	—	X	X	X
	Establishments with 250 to 499 employees	—	X	X	X
	Establishments with 500 to 999 employees	—	X	X	X
	Establishments with 1,000 employees or more	—	X	X	X
324110	Petroleum refineries				
	All establishments	3	c	D	D
	Establishments with 1 to 4 employees	—	X	X	X
	Establishments with 5 to 9 employees	1	X	X	X
	Establishments with 10 to 19 employees	1	X	X	X
	Establishments with 20 to 49 employees	—	X	X	X
	Establishments with 50 to 99 employees	1	X	X	X
	Establishments with 100 to 249 employees	—	X	X	X
	Establishments with 250 to 499 employees	—	X	X	X
	Establishments with 500 to 999 employees	—	X	X	X
	Establishments with 1,000 employees or more	—	X	X	X

See footnotes at end of table.

Table 5. Establishments, Employees, and Payroll by Industry and Employment Size of Establishments by County: 2004—Con.

[Excludes most government employees, railroad employees, and self-employed persons. Size class 1 to 4 employees includes establishments having payroll, but no employees, during mid-March pay period. For meaning of abbreviations and symbols, see introductory text. For explanation of terms, see Appendix A. For statement on reliability, see the note at the end of the table and Appendix C]

NAICS code	Geography, kind of business, and employment size class	Establishments (number)	Paid employees for pay period including March 12 (number)	First-quarter payroll (\$1,000)	Annual payroll (\$1,000)
31-33	MIDDLESEX—Con.				
	Manufacturing—Con.				
324	Petroleum and coal products manufacturing—Con.				
3241	Petroleum and coal products manufacturing—Con.				
32419	Other petroleum and coal products manufacturing				
	All establishments	3	c	D	D
	Establishments with 1 to 4 employees	1	X	X	X
	Establishments with 5 to 9 employees	—	X	X	X
	Establishments with 10 to 19 employees	1	X	X	X
	Establishments with 20 to 49 employees	—	X	X	X
	Establishments with 50 to 99 employees	—	X	X	X
	Establishments with 100 to 249 employees	1	X	X	X
	Establishments with 250 to 499 employees	—	X	X	X
	Establishments with 500 to 999 employees	—	X	X	X
	Establishments with 1,000 employees or more	—	X	X	X
324191	Petroleum lubricating oil and grease manufacturing				
	All establishments	3	c	D	D
	Establishments with 1 to 4 employees	1	X	X	X
	Establishments with 5 to 9 employees	—	X	X	X
	Establishments with 10 to 19 employees	1	X	X	X
	Establishments with 20 to 49 employees	—	X	X	X
	Establishments with 50 to 99 employees	—	X	X	X
	Establishments with 100 to 249 employees	1	X	X	X
	Establishments with 250 to 499 employees	—	X	X	X
	Establishments with 500 to 999 employees	—	X	X	X
	Establishments with 1,000 employees or more	—	X	X	X
325	Chemical manufacturing				
	All establishments	128	12 024	203 386	758 761
	Establishments with 1 to 4 employees	19	X	X	X
	Establishments with 5 to 9 employees	16	X	X	X
	Establishments with 10 to 19 employees	14	X	X	X
	Establishments with 20 to 49 employees	31	X	X	X
	Establishments with 50 to 99 employees	23	X	X	X
	Establishments with 100 to 249 employees	15	X	X	X
	Establishments with 250 to 499 employees	6	X	X	X
	Establishments with 500 to 999 employees	2	X	X	X
	Establishments with 1,000 employees or more	2	X	X	X
3251	Basic chemical manufacturing				
	All establishments	23	1 533	31 333	101 337
	Establishments with 1 to 4 employees	3	X	X	X
	Establishments with 5 to 9 employees	2	X	X	X
	Establishments with 10 to 19 employees	2	X	X	X
	Establishments with 20 to 49 employees	6	X	X	X
	Establishments with 50 to 99 employees	7	X	X	X
	Establishments with 100 to 249 employees	2	X	X	X
	Establishments with 250 to 499 employees	1	X	X	X
	Establishments with 500 to 999 employees	—	X	X	X
	Establishments with 1,000 employees or more	—	X	X	X
32518	Other basic inorganic chemical manufacturing				
	All establishments	7	329	4 610	19 375
	Establishments with 1 to 4 employees	1	X	X	X
	Establishments with 5 to 9 employees	—	X	X	X
	Establishments with 10 to 19 employees	—	X	X	X
	Establishments with 20 to 49 employees	3	X	X	X
	Establishments with 50 to 99 employees	3	X	X	X
	Establishments with 100 to 249 employees	—	X	X	X
	Establishments with 250 to 499 employees	—	X	X	X
	Establishments with 500 to 999 employees	—	X	X	X
	Establishments with 1,000 employees or more	—	X	X	X
325188	All other basic inorganic chemical manufacturing				
	All establishments	7	329	4 610	19 375
	Establishments with 1 to 4 employees	1	X	X	X
	Establishments with 5 to 9 employees	—	X	X	X
	Establishments with 10 to 19 employees	—	X	X	X
	Establishments with 20 to 49 employees	3	X	X	X
	Establishments with 50 to 99 employees	3	X	X	X
	Establishments with 100 to 249 employees	—	X	X	X
	Establishments with 250 to 499 employees	—	X	X	X
	Establishments with 500 to 999 employees	—	X	X	X
	Establishments with 1,000 employees or more	—	X	X	X
32519	Other basic organic chemical manufacturing				
	All establishments	7	1 002	24 262	71 966
	Establishments with 1 to 4 employees	—	X	X	X
	Establishments with 5 to 9 employees	—	X	X	X
	Establishments with 10 to 19 employees	1	X	X	X
	Establishments with 20 to 49 employees	—	X	X	X
	Establishments with 50 to 99 employees	3	X	X	X
	Establishments with 100 to 249 employees	2	X	X	X
	Establishments with 250 to 499 employees	1	X	X	X
	Establishments with 500 to 999 employees	—	X	X	X
	Establishments with 1,000 employees or more	—	X	X	X

See footnotes at end of table.

Table 5. Establishments, Employees, and Payroll by Industry and Employment Size of Establishments by County: 2004—Con.

[Excludes most government employees, railroad employees, and self-employed persons. Size class 1 to 4 employees includes establishments having payroll, but no employees, during mid-March pay period. For meaning of abbreviations and symbols, see introductory text. For explanation of terms, see Appendix A. For statement on reliability, see the note at the end of the table and Appendix C]

NAICS code	Geography, kind of business, and employment size class	Establishments (number)	Paid employees for pay period including March 12 (number)	First-quarter payroll (\$1,000)	Annual payroll (\$1,000)
MIDDLESEX—Con.					
31-33	Manufacturing—Con.				
325	Chemical manufacturing—Con.				
3251	Basic chemical manufacturing—Con.				
32519	Other basic organic chemical manufacturing—Con.				
325199	All other basic organic chemical manufacturing				
	All establishments	7	1 002	24 262	71 966
	Establishments with 1 to 4 employees	—	X	X	X
	Establishments with 5 to 9 employees	—	X	X	X
	Establishments with 10 to 19 employees	—	X	X	X
	Establishments with 20 to 49 employees	1	X	X	X
	Establishments with 50 to 99 employees	—	X	X	X
	Establishments with 100 to 249 employees	3	X	X	X
	Establishments with 250 to 499 employees	2	X	X	X
	Establishments with 500 to 999 employees	1	X	X	X
	Establishments with 1,000 employees or more	—	X	X	X
3252	Resin, synthetic rubber, and artificial synthetic fibers and filaments manufacturing				
	All establishments	7	286	4 209	16 629
	Establishments with 1 to 4 employees	1	X	X	X
	Establishments with 5 to 9 employees	—	X	X	X
	Establishments with 10 to 19 employees	—	X	X	X
	Establishments with 20 to 49 employees	—	X	X	X
	Establishments with 50 to 99 employees	5	X	X	X
	Establishments with 100 to 249 employees	1	X	X	X
	Establishments with 250 to 499 employees	—	X	X	X
	Establishments with 500 to 999 employees	—	X	X	X
	Establishments with 1,000 employees or more	—	X	X	X
32521	Resin and synthetic rubber manufacturing				
	All establishments	7	286	4 209	16 629
	Establishments with 1 to 4 employees	1	X	X	X
	Establishments with 5 to 9 employees	—	X	X	X
	Establishments with 10 to 19 employees	—	X	X	X
	Establishments with 20 to 49 employees	—	X	X	X
	Establishments with 50 to 99 employees	5	X	X	X
	Establishments with 100 to 249 employees	1	X	X	X
	Establishments with 250 to 499 employees	—	X	X	X
	Establishments with 500 to 999 employees	—	X	X	X
	Establishments with 1,000 employees or more	—	X	X	X
325211	Plastics material and resin manufacturing				
	All establishments	6	e	D	D
	Establishments with 1 to 4 employees	—	X	X	X
	Establishments with 5 to 9 employees	—	X	X	X
	Establishments with 10 to 19 employees	—	X	X	X
	Establishments with 20 to 49 employees	—	X	X	X
	Establishments with 50 to 99 employees	5	X	X	X
	Establishments with 100 to 249 employees	1	X	X	X
	Establishments with 250 to 499 employees	—	X	X	X
	Establishments with 500 to 999 employees	—	X	X	X
	Establishments with 1,000 employees or more	—	X	X	X
3254	Pharmaceutical and medicine manufacturing				
	All establishments	35	4 407	82 966	318 255
	Establishments with 1 to 4 employees	3	X	X	X
	Establishments with 5 to 9 employees	5	X	X	X
	Establishments with 10 to 19 employees	2	X	X	X
	Establishments with 20 to 49 employees	8	X	X	X
	Establishments with 50 to 99 employees	7	X	X	X
	Establishments with 100 to 249 employees	6	X	X	X
	Establishments with 250 to 499 employees	3	X	X	X
	Establishments with 500 to 999 employees	—	X	X	X
	Establishments with 1,000 employees or more	1	X	X	X
32541	Pharmaceutical and medicine manufacturing				
	All establishments	35	4 407	82 966	318 255
	Establishments with 1 to 4 employees	3	X	X	X
	Establishments with 5 to 9 employees	5	X	X	X
	Establishments with 10 to 19 employees	2	X	X	X
	Establishments with 20 to 49 employees	8	X	X	X
	Establishments with 50 to 99 employees	7	X	X	X
	Establishments with 100 to 249 employees	6	X	X	X
	Establishments with 250 to 499 employees	3	X	X	X
	Establishments with 500 to 999 employees	—	X	X	X
	Establishments with 1,000 employees or more	1	X	X	X
325411	Medicinal and botanical manufacturing				
	All establishments	6	c	D	D
	Establishments with 1 to 4 employees	—	X	X	X
	Establishments with 5 to 9 employees	3	X	X	X
	Establishments with 10 to 19 employees	—	X	X	X
	Establishments with 20 to 49 employees	2	X	X	X
	Establishments with 50 to 99 employees	—	X	X	X
	Establishments with 100 to 249 employees	1	X	X	X
	Establishments with 250 to 499 employees	—	X	X	X

See footnotes at end of table.

Table 5. Establishments, Employees, and Payroll by Industry and Employment Size of Establishments by County: 2004—Con.

[Excludes most government employees, railroad employees, and self-employed persons. Size class 1 to 4 employees includes establishments having payroll, but no employees, during mid-March pay period. For meaning of abbreviations and symbols, see introductory text. For explanation of terms, see Appendix A. For statement on reliability, see the note at the end of the table and Appendix C]

NAICS code	Geography, kind of business, and employment size class	Establishments (number)	Paid employees for pay period including March 12 (number)	First-quarter payroll (\$1,000)	Annual payroll (\$1,000)
	MIDDLESEX—Con.				
31-33	Manufacturing—Con.				
325	Chemical manufacturing—Con.				
3254	Pharmaceutical and medicine manufacturing—Con.				
32541	Pharmaceutical and medicine manufacturing—Con.				
325411	Medicinal and botanical manufacturing—Con.				
	All establishments—Con.				
	Establishments with 500 to 999 employees	—	X	X	X
	Establishments with 1,000 employees or more	—	X	X	X
325412	Pharmaceutical preparation manufacturing				
	All establishments	25	4 033	75 593	292 461
	Establishments with 1 to 4 employees	3	X	X	X
	Establishments with 5 to 9 employees	—	X	X	X
	Establishments with 10 to 19 employees	2	X	X	X
	Establishments with 20 to 49 employees	5	X	X	X
	Establishments with 50 to 99 employees	6	X	X	X
	Establishments with 100 to 249 employees	5	X	X	X
	Establishments with 250 to 499 employees	3	X	X	X
	Establishments with 500 to 999 employees	—	X	X	X
	Establishments with 1,000 employees or more	1	X	X	X
325414	Biological product (except diagnostic) manufacturing				
	All establishments	2	c	D	D
	Establishments with 1 to 4 employees	—	X	X	X
	Establishments with 5 to 9 employees	—	X	X	X
	Establishments with 10 to 19 employees	—	X	X	X
	Establishments with 20 to 49 employees	1	X	X	X
	Establishments with 50 to 99 employees	1	X	X	X
	Establishments with 100 to 249 employees	—	X	X	X
	Establishments with 250 to 499 employees	—	X	X	X
	Establishments with 500 to 999 employees	—	X	X	X
	Establishments with 1,000 employees or more	—	X	X	X
3255	Paint, coating, and adhesive manufacturing				
	All establishments	9	216	2 755	10 985
	Establishments with 1 to 4 employees	3	X	X	X
	Establishments with 5 to 9 employees	2	X	X	X
	Establishments with 10 to 19 employees	1	X	X	X
	Establishments with 20 to 49 employees	2	X	X	X
	Establishments with 50 to 99 employees	—	X	X	X
	Establishments with 100 to 249 employees	1	X	X	X
	Establishments with 250 to 499 employees	—	X	X	X
	Establishments with 500 to 999 employees	—	X	X	X
	Establishments with 1,000 employees or more	—	X	X	X
32552	Adhesive manufacturing				
	All establishments	4	166	2 183	8 680
	Establishments with 1 to 4 employees	1	X	X	X
	Establishments with 5 to 9 employees	—	X	X	X
	Establishments with 10 to 19 employees	1	X	X	X
	Establishments with 20 to 49 employees	1	X	X	X
	Establishments with 50 to 99 employees	—	X	X	X
	Establishments with 100 to 249 employees	1	X	X	X
	Establishments with 250 to 499 employees	—	X	X	X
	Establishments with 500 to 999 employees	—	X	X	X
	Establishments with 1,000 employees or more	—	X	X	X
325520	Adhesive manufacturing				
	All establishments	4	166	2 183	8 680
	Establishments with 1 to 4 employees	1	X	X	X
	Establishments with 5 to 9 employees	—	X	X	X
	Establishments with 10 to 19 employees	1	X	X	X
	Establishments with 20 to 49 employees	1	X	X	X
	Establishments with 50 to 99 employees	—	X	X	X
	Establishments with 100 to 249 employees	1	X	X	X
	Establishments with 250 to 499 employees	—	X	X	X
	Establishments with 500 to 999 employees	—	X	X	X
	Establishments with 1,000 employees or more	—	X	X	X
3256	Soap, cleaning compound, and toilet preparation manufacturing				
	All establishments	33	4 697	68 713	262 805
	Establishments with 1 to 4 employees	5	X	X	X
	Establishments with 5 to 9 employees	4	X	X	X
	Establishments with 10 to 19 employees	5	X	X	X
	Establishments with 20 to 49 employees	4	X	X	X
	Establishments with 50 to 99 employees	6	X	X	X
	Establishments with 100 to 249 employees	5	X	X	X
	Establishments with 250 to 499 employees	1	X	X	X
	Establishments with 500 to 999 employees	2	X	X	X
	Establishments with 1,000 employees or more	1	X	X	X

See footnotes at end of table.

Table 5. Establishments, Employees, and Payroll by Industry and Employment Size of Establishments by County: 2004—Con.

[Excludes most government employees, railroad employees, and self-employed persons. Size class 1 to 4 employees includes establishments having payroll, but no employees, during mid-March pay period. For meaning of abbreviations and symbols, see introductory text. For explanation of terms, see Appendix A. For statement on reliability, see the note at the end of the table and Appendix C]

NAICS code	Geography, kind of business, and employment size class	Establishments (number)	Paid employees for pay period including March 12 (number)	First-quarter payroll (\$1,000)	Annual payroll (\$1,000)
31-33	MIDDLESEX—Con.				
	Manufacturing—Con.				
325	Chemical manufacturing—Con.				
3256	Soap, cleaning compound, and toilet preparation manufacturing—Con.				
32561	Soap and cleaning compound manufacturing				
	All establishments	10	384	3 921	13 873
	Establishments with 1 to 4 employees	2	X	X	X
	Establishments with 5 to 9 employees	3	X	X	X
	Establishments with 10 to 19 employees	2	X	X	X
	Establishments with 20 to 49 employees	2	X	X	X
	Establishments with 50 to 99 employees	—	X	X	X
	Establishments with 100 to 249 employees	1	X	X	X
	Establishments with 250 to 499 employees	—	X	X	X
	Establishments with 500 to 999 employees	—	X	X	X
	Establishments with 1,000 employees or more	—	X	X	X
325611	Soap and other detergent manufacturing				
	All establishments	9	e	D	D
	Establishments with 1 to 4 employees	2	X	X	X
	Establishments with 5 to 9 employees	3	X	X	X
	Establishments with 10 to 19 employees	1	X	X	X
	Establishments with 20 to 49 employees	2	X	X	X
	Establishments with 50 to 99 employees	—	X	X	X
	Establishments with 100 to 249 employees	1	X	X	X
	Establishments with 250 to 499 employees	—	X	X	X
	Establishments with 500 to 999 employees	—	X	X	X
	Establishments with 1,000 employees or more	—	X	X	X
32562	Toilet preparation manufacturing				
	All establishments	23	4 313	64 792	248 932
	Establishments with 1 to 4 employees	3	X	X	X
	Establishments with 5 to 9 employees	1	X	X	X
	Establishments with 10 to 19 employees	3	X	X	X
	Establishments with 20 to 49 employees	2	X	X	X
	Establishments with 50 to 99 employees	6	X	X	X
	Establishments with 100 to 249 employees	4	X	X	X
	Establishments with 250 to 499 employees	1	X	X	X
	Establishments with 500 to 999 employees	2	X	X	X
	Establishments with 1,000 employees or more	1	X	X	X
325620	Toilet preparation manufacturing				
	All establishments	23	4 313	64 792	248 932
	Establishments with 1 to 4 employees	3	X	X	X
	Establishments with 5 to 9 employees	1	X	X	X
	Establishments with 10 to 19 employees	3	X	X	X
	Establishments with 20 to 49 employees	2	X	X	X
	Establishments with 50 to 99 employees	6	X	X	X
	Establishments with 100 to 249 employees	4	X	X	X
	Establishments with 250 to 499 employees	1	X	X	X
	Establishments with 500 to 999 employees	2	X	X	X
	Establishments with 1,000 employees or more	1	X	X	X
3259	Other chemical product and preparation manufacturing				
	All establishments	16	819	12 477	44 276
	Establishments with 1 to 4 employees	3	X	X	X
	Establishments with 5 to 9 employees	2	X	X	X
	Establishments with 10 to 19 employees	3	X	X	X
	Establishments with 20 to 49 employees	4	X	X	X
	Establishments with 50 to 99 employees	2	X	X	X
	Establishments with 100 to 249 employees	1	X	X	X
	Establishments with 250 to 499 employees	1	X	X	X
	Establishments with 500 to 999 employees	—	X	X	X
	Establishments with 1,000 employees or more	—	X	X	X
32599	All other chemical product and preparation manufacturing				
	All establishments	13	772	11 885	42 258
	Establishments with 1 to 4 employees	3	X	X	X
	Establishments with 5 to 9 employees	2	X	X	X
	Establishments with 10 to 19 employees	1	X	X	X
	Establishments with 20 to 49 employees	3	X	X	X
	Establishments with 50 to 99 employees	2	X	X	X
	Establishments with 100 to 249 employees	1	X	X	X
	Establishments with 250 to 499 employees	1	X	X	X
	Establishments with 500 to 999 employees	—	X	X	X
	Establishments with 1,000 employees or more	—	X	X	X
325991	Custom compounding of purchased resins				
	All establishments	2	e	D	D
	Establishments with 1 to 4 employees	—	X	X	X
	Establishments with 5 to 9 employees	—	X	X	X
	Establishments with 10 to 19 employees	—	X	X	X
	Establishments with 20 to 49 employees	1	X	X	X
	Establishments with 50 to 99 employees	—	X	X	X
	Establishments with 100 to 249 employees	1	X	X	X
	Establishments with 250 to 499 employees	—	X	X	X
	Establishments with 500 to 999 employees	—	X	X	X
	Establishments with 1,000 employees or more	—	X	X	X

See footnotes at end of table.

Table 5. Establishments, Employees, and Payroll by Industry and Employment Size of Establishments by County: 2004—Con.

[Excludes most government employees, railroad employees, and self-employed persons. Size class 1 to 4 employees includes establishments having payroll, but no employees, during mid-March pay period. For meaning of abbreviations and symbols, see introductory text. For explanation of terms, see Appendix A. For statement on reliability, see the note at the end of the table and Appendix C]

NAICS code	Geography, kind of business, and employment size class	Establishments (number)	Paid employees for pay period including March 12 (number)	First-quarter payroll (\$1,000)	Annual payroll (\$1,000)
	MIDDLESEX—Con.				
31-33	Manufacturing—Con.				
325	Chemical manufacturing—Con.				
3259	Other chemical product and preparation manufacturing—Con.				
32599	All other chemical product and preparation manufacturing—Con.				
325992	Photographic film, paper, plate, and chemical manufacturing				
	All establishments	1	e	D	D
	Establishments with 1 to 4 employees	-	X	X	X
	Establishments with 5 to 9 employees	-	X	X	X
	Establishments with 10 to 19 employees	-	X	X	X
	Establishments with 20 to 49 employees	-	X	X	X
	Establishments with 50 to 99 employees	-	X	X	X
	Establishments with 100 to 249 employees	-	X	X	X
	Establishments with 250 to 499 employees	1	X	X	X
	Establishments with 500 to 999 employees	-	X	X	X
	Establishments with 1,000 employees or more	-	X	X	X
325998	All other miscellaneous chemical product and preparation manufacturing				
	All establishments	10	257	3 272	12 703
	Establishments with 1 to 4 employees	3	X	X	X
	Establishments with 5 to 9 employees	2	X	X	X
	Establishments with 10 to 19 employees	1	X	X	X
	Establishments with 20 to 49 employees	2	X	X	X
	Establishments with 50 to 99 employees	2	X	X	X
	Establishments with 100 to 249 employees	-	X	X	X
	Establishments with 250 to 499 employees	-	X	X	X
	Establishments with 500 to 999 employees	-	X	X	X
	Establishments with 1,000 employees or more	-	X	X	X
326	Plastics and rubber products manufacturing				
	All establishments	59	6 424	47 758	203 141
	Establishments with 1 to 4 employees	7	X	X	X
	Establishments with 5 to 9 employees	4	X	X	X
	Establishments with 10 to 19 employees	6	X	X	X
	Establishments with 20 to 49 employees	15	X	X	X
	Establishments with 50 to 99 employees	13	X	X	X
	Establishments with 100 to 249 employees	10	X	X	X
	Establishments with 250 to 499 employees	3	X	X	X
	Establishments with 500 to 999 employees	-	X	X	X
	Establishments with 1,000 employees or more	1	X	X	X
3261	Plastics product manufacturing				
	All establishments	54	6 082	45 686	196 384
	Establishments with 1 to 4 employees	5	X	X	X
	Establishments with 5 to 9 employees	4	X	X	X
	Establishments with 10 to 19 employees	5	X	X	X
	Establishments with 20 to 49 employees	15	X	X	X
	Establishments with 50 to 99 employees	12	X	X	X
	Establishments with 100 to 249 employees	9	X	X	X
	Establishments with 250 to 499 employees	3	X	X	X
	Establishments with 500 to 999 employees	-	X	X	X
	Establishments with 1,000 employees or more	1	X	X	X
32611	Plastics packaging materials and unlaminated film and sheet manufacturing				
	All establishments	5	256	2 132	9 391
	Establishments with 1 to 4 employees	1	X	X	X
	Establishments with 5 to 9 employees	-	X	X	X
	Establishments with 10 to 19 employees	1	X	X	X
	Establishments with 20 to 49 employees	1	X	X	X
	Establishments with 50 to 99 employees	1	X	X	X
	Establishments with 100 to 249 employees	1	X	X	X
	Establishments with 250 to 499 employees	-	X	X	X
	Establishments with 500 to 999 employees	-	X	X	X
	Establishments with 1,000 employees or more	-	X	X	X
326111	Plastics bag manufacturing				
	All establishments	3	c	D	D
	Establishments with 1 to 4 employees	1	X	X	X
	Establishments with 5 to 9 employees	-	X	X	X
	Establishments with 10 to 19 employees	1	X	X	X
	Establishments with 20 to 49 employees	-	X	X	X
	Establishments with 50 to 99 employees	-	X	X	X
	Establishments with 100 to 249 employees	1	X	X	X
	Establishments with 250 to 499 employees	-	X	X	X
	Establishments with 500 to 999 employees	-	X	X	X
	Establishments with 1,000 employees or more	-	X	X	X
326113	Unlaminated plastics film and sheet (except packaging) manufacturing				

See footnotes at end of table.

Table 5. Establishments, Employees, and Payroll by Industry and Employment Size of Establishments by County: 2004—Con.

[Excludes most government employees, railroad employees, and self-employed persons. Size class 1 to 4 employees includes establishments having payroll, but no employees, during mid-March pay period. For meaning of abbreviations and symbols, see introductory text. For explanation of terms, see Appendix A. For statement on reliability, see the note at the end of the table and Appendix C]

NAICS code	Geography, kind of business, and employment size class	Establishments (number)	Paid employees for pay period including March 12 (number)	First-quarter payroll (\$1,000)	Annual payroll (\$1,000)
	MIDDLESEX—Con.				
31-33	Manufacturing—Con.				
326	Plastics and rubber products manufacturing—Con.				
3261	Plastics product manufacturing—Con.				
32611	Plastics packaging materials and unlaminated film and sheet manufacturing—Con.				
326113	Unlaminated plastics film and sheet (except packaging) manufacturing—Con.				
	All establishments	2	c	D	D
	Establishments with 1 to 4 employees	—	X	X	X
	Establishments with 5 to 9 employees	—	X	X	X
	Establishments with 10 to 19 employees	—	X	X	X
	Establishments with 20 to 49 employees	1	X	X	X
	Establishments with 50 to 99 employees	1	X	X	X
	Establishments with 100 to 249 employees	—	X	X	X
	Establishments with 250 to 499 employees	—	X	X	X
	Establishments with 500 to 999 employees	—	X	X	X
	Establishments with 1,000 employees or more	—	X	X	X
32612	Plastics pipe, pipe fitting, and unlaminated profile shape manufacturing				
	All establishments	4	344	2 196	8 902
	Establishments with 1 to 4 employees	—	X	X	X
	Establishments with 5 to 9 employees	—	X	X	X
	Establishments with 10 to 19 employees	—	X	X	X
	Establishments with 20 to 49 employees	—	X	X	X
	Establishments with 50 to 99 employees	3	X	X	X
	Establishments with 100 to 249 employees	1	X	X	X
	Establishments with 250 to 499 employees	—	X	X	X
	Establishments with 500 to 999 employees	—	X	X	X
	Establishments with 1,000 employees or more	—	X	X	X
326121	Unlaminated plastics profile shape manufacturing				
	All establishments	4	344	2 196	8 902
	Establishments with 1 to 4 employees	—	X	X	X
	Establishments with 5 to 9 employees	—	X	X	X
	Establishments with 10 to 19 employees	—	X	X	X
	Establishments with 20 to 49 employees	—	X	X	X
	Establishments with 50 to 99 employees	3	X	X	X
	Establishments with 100 to 249 employees	1	X	X	X
	Establishments with 250 to 499 employees	—	X	X	X
	Establishments with 500 to 999 employees	—	X	X	X
	Establishments with 1,000 employees or more	—	X	X	X
32614	Polystyrene foam product manufacturing				
	All establishments	3	251	2 119	8 689
	Establishments with 1 to 4 employees	—	X	X	X
	Establishments with 5 to 9 employees	—	X	X	X
	Establishments with 10 to 19 employees	—	X	X	X
	Establishments with 20 to 49 employees	1	X	X	X
	Establishments with 50 to 99 employees	1	X	X	X
	Establishments with 100 to 249 employees	1	X	X	X
	Establishments with 250 to 499 employees	—	X	X	X
	Establishments with 500 to 999 employees	—	X	X	X
	Establishments with 1,000 employees or more	—	X	X	X
326140	Polystyrene foam product manufacturing				
	All establishments	3	251	2 119	8 689
	Establishments with 1 to 4 employees	—	X	X	X
	Establishments with 5 to 9 employees	—	X	X	X
	Establishments with 10 to 19 employees	—	X	X	X
	Establishments with 20 to 49 employees	1	X	X	X
	Establishments with 50 to 99 employees	1	X	X	X
	Establishments with 100 to 249 employees	1	X	X	X
	Establishments with 250 to 499 employees	—	X	X	X
	Establishments with 500 to 999 employees	—	X	X	X
	Establishments with 1,000 employees or more	—	X	X	X
32616	Plastics bottle manufacturing				
	All establishments	4	708	6 961	31 368
	Establishments with 1 to 4 employees	—	X	X	X
	Establishments with 5 to 9 employees	—	X	X	X
	Establishments with 10 to 19 employees	—	X	X	X
	Establishments with 20 to 49 employees	1	X	X	X
	Establishments with 50 to 99 employees	—	X	X	X
	Establishments with 100 to 249 employees	2	X	X	X
	Establishments with 250 to 499 employees	1	X	X	X
	Establishments with 500 to 999 employees	—	X	X	X
	Establishments with 1,000 employees or more	—	X	X	X
326160	Plastics bottle manufacturing				

See footnotes at end of table.

Table 5. Establishments, Employees, and Payroll by Industry and Employment Size of Establishments by County: 2004—Con.

[Excludes most government employees, railroad employees, and self-employed persons. Size class 1 to 4 employees includes establishments having payroll, but no employees, during mid-March pay period. For meaning of abbreviations and symbols, see introductory text. For explanation of terms, see Appendix A. For statement on reliability, see the note at the end of the table and Appendix C]

NAICS code	Geography, kind of business, and employment size class	Establishments (number)	Paid employees for pay period including March 12 (number)	First-quarter payroll (\$1,000)	Annual payroll (\$1,000)
MIDDLESEX—Con.					
31-33	Manufacturing—Con.				
326	Plastics and rubber products manufacturing—Con.				
3261	Plastics product manufacturing—Con.				
32616	Plastics bottle manufacturing—Con.				
326160	Plastics bottle manufacturing—Con.				
	All establishments	4	708	6 961	31 368
	Establishments with 1 to 4 employees	—	X	X	X
	Establishments with 5 to 9 employees	—	X	X	X
	Establishments with 10 to 19 employees	—	X	X	X
	Establishments with 20 to 49 employees	1	X	X	X
	Establishments with 50 to 99 employees	—	X	X	X
	Establishments with 100 to 249 employees	2	X	X	X
	Establishments with 250 to 499 employees	1	X	X	X
	Establishments with 500 to 999 employees	—	X	X	X
	Establishments with 1,000 employees or more	—	X	X	X
32619	Other plastics product manufacturing				
	All establishments	35	4 456	31 605	135 834
	Establishments with 1 to 4 employees	4	X	X	X
	Establishments with 5 to 9 employees	3	X	X	X
	Establishments with 10 to 19 employees	4	X	X	X
	Establishments with 20 to 49 employees	10	X	X	X
	Establishments with 50 to 99 employees	7	X	X	X
	Establishments with 100 to 249 employees	4	X	X	X
	Establishments with 250 to 499 employees	2	X	X	X
	Establishments with 500 to 999 employees	—	X	X	X
	Establishments with 1,000 employees or more	1	X	X	X
326199	All other plastics product manufacturing				
	All establishments	35	4 456	31 605	135 834
	Establishments with 1 to 4 employees	4	X	X	X
	Establishments with 5 to 9 employees	3	X	X	X
	Establishments with 10 to 19 employees	4	X	X	X
	Establishments with 20 to 49 employees	10	X	X	X
	Establishments with 50 to 99 employees	7	X	X	X
	Establishments with 100 to 249 employees	4	X	X	X
	Establishments with 250 to 499 employees	2	X	X	X
	Establishments with 500 to 999 employees	—	X	X	X
	Establishments with 1,000 employees or more	1	X	X	X
3262	Rubber product manufacturing				
	All establishments	5	342	2 072	6 757
	Establishments with 1 to 4 employees	2	X	X	X
	Establishments with 5 to 9 employees	—	X	X	X
	Establishments with 10 to 19 employees	1	X	X	X
	Establishments with 20 to 49 employees	—	X	X	X
	Establishments with 50 to 99 employees	1	X	X	X
	Establishments with 100 to 249 employees	1	X	X	X
	Establishments with 250 to 499 employees	—	X	X	X
	Establishments with 500 to 999 employees	—	X	X	X
	Establishments with 1,000 employees or more	—	X	X	X
32629	Other rubber product manufacturing				
	All establishments	5	342	2 072	6 757
	Establishments with 1 to 4 employees	2	X	X	X
	Establishments with 5 to 9 employees	—	X	X	X
	Establishments with 10 to 19 employees	1	X	X	X
	Establishments with 20 to 49 employees	—	X	X	X
	Establishments with 50 to 99 employees	1	X	X	X
	Establishments with 100 to 249 employees	1	X	X	X
	Establishments with 250 to 499 employees	—	X	X	X
	Establishments with 500 to 999 employees	—	X	X	X
	Establishments with 1,000 employees or more	—	X	X	X
326299	All other rubber product manufacturing				
	All establishments	3	e	D	D
	Establishments with 1 to 4 employees	2	X	X	X
	Establishments with 5 to 9 employees	—	X	X	X
	Establishments with 10 to 19 employees	—	X	X	X
	Establishments with 20 to 49 employees	—	X	X	X
	Establishments with 50 to 99 employees	—	X	X	X
	Establishments with 100 to 249 employees	1	X	X	X
	Establishments with 250 to 499 employees	—	X	X	X
	Establishments with 500 to 999 employees	—	X	X	X
	Establishments with 1,000 employees or more	—	X	X	X
327	Nonmetallic mineral product manufacturing				
	All establishments	20	694	8 201	34 106
	Establishments with 1 to 4 employees	4	X	X	X
	Establishments with 5 to 9 employees	4	X	X	X
	Establishments with 10 to 19 employees	2	X	X	X
	Establishments with 20 to 49 employees	5	X	X	X
	Establishments with 50 to 99 employees	4	X	X	X
	Establishments with 100 to 249 employees	1	X	X	X
	Establishments with 250 to 499 employees	—	X	X	X
	Establishments with 500 to 999 employees	—	X	X	X
	Establishments with 1,000 employees or more	—	X	X	X

See footnotes at end of table.

Table 5. Establishments, Employees, and Payroll by Industry and Employment Size of Establishments by County: 2004—Con.

[Excludes most government employees, railroad employees, and self-employed persons. Size class 1 to 4 employees includes establishments having payroll, but no employees, during mid-March pay period. For meaning of abbreviations and symbols, see introductory text. For explanation of terms, see Appendix A. For statement on reliability, see the note at the end of the table and Appendix C]

NAICS code	Geography, kind of business, and employment size class	Establishments (number)	Paid employees for pay period including March 12 (number)	First-quarter payroll (\$1,000)	Annual payroll (\$1,000)
	MIDDLESEX—Con.				
31-33	Manufacturing—Con.				
327	Nonmetallic mineral product manufacturing—Con.				
3272	Glass and glass product manufacturing				
	All establishments	1	c	D	D
	Establishments with 1 to 4 employees	—	X	X	X
	Establishments with 5 to 9 employees	—	X	X	X
	Establishments with 10 to 19 employees	—	X	X	X
	Establishments with 20 to 49 employees	—	X	X	X
	Establishments with 50 to 99 employees	—	X	X	X
	Establishments with 100 to 249 employees	1	X	X	X
	Establishments with 250 to 499 employees	—	X	X	X
	Establishments with 500 to 999 employees	—	X	X	X
	Establishments with 1,000 employees or more	—	X	X	X
32721	Glass and glass product manufacturing				
	All establishments	1	c	D	D
	Establishments with 1 to 4 employees	—	X	X	X
	Establishments with 5 to 9 employees	—	X	X	X
	Establishments with 10 to 19 employees	—	X	X	X
	Establishments with 20 to 49 employees	—	X	X	X
	Establishments with 50 to 99 employees	—	X	X	X
	Establishments with 100 to 249 employees	1	X	X	X
	Establishments with 250 to 499 employees	—	X	X	X
	Establishments with 500 to 999 employees	—	X	X	X
	Establishments with 1,000 employees or more	—	X	X	X
327213	Glass container manufacturing				
	All establishments	1	c	D	D
	Establishments with 1 to 4 employees	—	X	X	X
	Establishments with 5 to 9 employees	—	X	X	X
	Establishments with 10 to 19 employees	—	X	X	X
	Establishments with 20 to 49 employees	—	X	X	X
	Establishments with 50 to 99 employees	—	X	X	X
	Establishments with 100 to 249 employees	1	X	X	X
	Establishments with 250 to 499 employees	—	X	X	X
	Establishments with 500 to 999 employees	—	X	X	X
	Establishments with 1,000 employees or more	—	X	X	X
3273	Cement and concrete product manufacturing				
	All establishments	7	237	2 219	10 163
	Establishments with 1 to 4 employees	2	X	X	X
	Establishments with 5 to 9 employees	1	X	X	X
	Establishments with 10 to 19 employees	1	X	X	X
	Establishments with 20 to 49 employees	1	X	X	X
	Establishments with 50 to 99 employees	2	X	X	X
	Establishments with 100 to 249 employees	—	X	X	X
	Establishments with 250 to 499 employees	—	X	X	X
	Establishments with 500 to 999 employees	—	X	X	X
	Establishments with 1,000 employees or more	—	X	X	X
32739	Other concrete product manufacturing				
	All establishments	3	140	1 516	6 463
	Establishments with 1 to 4 employees	—	X	X	X
	Establishments with 5 to 9 employees	—	X	X	X
	Establishments with 10 to 19 employees	1	X	X	X
	Establishments with 20 to 49 employees	1	X	X	X
	Establishments with 50 to 99 employees	1	X	X	X
	Establishments with 100 to 249 employees	—	X	X	X
	Establishments with 250 to 499 employees	—	X	X	X
	Establishments with 500 to 999 employees	—	X	X	X
	Establishments with 1,000 employees or more	—	X	X	X
327390	Other concrete product manufacturing				
	All establishments	3	140	1 516	6 463
	Establishments with 1 to 4 employees	—	X	X	X
	Establishments with 5 to 9 employees	—	X	X	X
	Establishments with 10 to 19 employees	1	X	X	X
	Establishments with 20 to 49 employees	1	X	X	X
	Establishments with 50 to 99 employees	1	X	X	X
	Establishments with 100 to 249 employees	—	X	X	X
	Establishments with 250 to 499 employees	—	X	X	X
	Establishments with 500 to 999 employees	—	X	X	X
	Establishments with 1,000 employees or more	—	X	X	X
3279	Other nonmetallic mineral product manufacturing				
	All establishments	7	195	2 266	9 807
	Establishments with 1 to 4 employees	1	X	X	X
	Establishments with 5 to 9 employees	1	X	X	X
	Establishments with 10 to 19 employees	1	X	X	X
	Establishments with 20 to 49 employees	3	X	X	X
	Establishments with 50 to 99 employees	1	X	X	X
	Establishments with 100 to 249 employees	—	X	X	X
	Establishments with 250 to 499 employees	—	X	X	X
	Establishments with 500 to 999 employees	—	X	X	X
	Establishments with 1,000 employees or more	—	X	X	X

See footnotes at end of table.

Table 5. Establishments, Employees, and Payroll by Industry and Employment Size of Establishments by County: 2004—Con.

[Excludes most government employees, railroad employees, and self-employed persons. Size class 1 to 4 employees includes establishments having payroll, but no employees, during mid-March pay period. For meaning of abbreviations and symbols, see introductory text. For explanation of terms, see Appendix A. For statement on reliability, see the note at the end of the table and Appendix C]

NAICS code	Geography, kind of business, and employment size class	Establishments (number)	Paid employees for pay period including March 12 (number)	First-quarter payroll (\$1,000)	Annual payroll (\$1,000)
MIDDLESEX—Con.					
31-33	Manufacturing—Con.				
327	Nonmetallic mineral product manufacturing—Con.				
3279	Other nonmetallic mineral product manufacturing—Con.				
32799	All other nonmetallic mineral product manufacturing				
	All establishments	7	195	2 266	9 807
	Establishments with 1 to 4 employees	1	X	X	X
	Establishments with 5 to 9 employees	1	X	X	X
	Establishments with 10 to 19 employees	1	X	X	X
	Establishments with 20 to 49 employees	3	X	X	X
	Establishments with 50 to 99 employees	1	X	X	X
	Establishments with 100 to 249 employees	—	X	X	X
	Establishments with 250 to 499 employees	—	X	X	X
	Establishments with 500 to 999 employees	—	X	X	X
	Establishments with 1,000 employees or more	—	X	X	X
327993	Mineral wool manufacturing				
	All establishments	2	c	D	D
	Establishments with 1 to 4 employees	—	X	X	X
	Establishments with 5 to 9 employees	—	X	X	X
	Establishments with 10 to 19 employees	—	X	X	X
	Establishments with 20 to 49 employees	1	X	X	X
	Establishments with 50 to 99 employees	1	X	X	X
	Establishments with 100 to 249 employees	—	X	X	X
	Establishments with 250 to 499 employees	—	X	X	X
	Establishments with 500 to 999 employees	—	X	X	X
	Establishments with 1,000 employees or more	—	X	X	X
331	Primary metal manufacturing				
	All establishments	18	1 042	13 310	61 268
	Establishments with 1 to 4 employees	7	X	X	X
	Establishments with 5 to 9 employees	1	X	X	X
	Establishments with 10 to 19 employees	—	X	X	X
	Establishments with 20 to 49 employees	4	X	X	X
	Establishments with 50 to 99 employees	3	X	X	X
	Establishments with 100 to 249 employees	2	X	X	X
	Establishments with 250 to 499 employees	1	X	X	X
	Establishments with 500 to 999 employees	—	X	X	X
	Establishments with 1,000 employees or more	—	X	X	X
3311	Iron and steel mills and ferroalloy manufacturing				
	All establishments	4	e	D	D
	Establishments with 1 to 4 employees	2	X	X	X
	Establishments with 5 to 9 employees	—	X	X	X
	Establishments with 10 to 19 employees	—	X	X	X
	Establishments with 20 to 49 employees	1	X	X	X
	Establishments with 50 to 99 employees	—	X	X	X
	Establishments with 100 to 249 employees	—	X	X	X
	Establishments with 250 to 499 employees	1	X	X	X
	Establishments with 500 to 999 employees	—	X	X	X
	Establishments with 1,000 employees or more	—	X	X	X
33111	Iron and steel mills and ferroalloy manufacturing				
	All establishments	4	e	D	D
	Establishments with 1 to 4 employees	2	X	X	X
	Establishments with 5 to 9 employees	—	X	X	X
	Establishments with 10 to 19 employees	—	X	X	X
	Establishments with 20 to 49 employees	1	X	X	X
	Establishments with 50 to 99 employees	—	X	X	X
	Establishments with 100 to 249 employees	—	X	X	X
	Establishments with 250 to 499 employees	1	X	X	X
	Establishments with 500 to 999 employees	—	X	X	X
	Establishments with 1,000 employees or more	—	X	X	X
331111	Iron and steel mills				
	All establishments	4	e	D	D
	Establishments with 1 to 4 employees	2	X	X	X
	Establishments with 5 to 9 employees	—	X	X	X
	Establishments with 10 to 19 employees	—	X	X	X
	Establishments with 20 to 49 employees	1	X	X	X
	Establishments with 50 to 99 employees	—	X	X	X
	Establishments with 100 to 249 employees	—	X	X	X
	Establishments with 250 to 499 employees	1	X	X	X
	Establishments with 500 to 999 employees	—	X	X	X
	Establishments with 1,000 employees or more	—	X	X	X
3314	Nonferrous metal (except aluminum) production and processing				
	All establishments	7	547	6 191	27 314
	Establishments with 1 to 4 employees	1	X	X	X
	Establishments with 5 to 9 employees	1	X	X	X
	Establishments with 10 to 19 employees	—	X	X	X
	Establishments with 20 to 49 employees	1	X	X	X
	Establishments with 50 to 99 employees	2	X	X	X
	Establishments with 100 to 249 employees	2	X	X	X
	Establishments with 250 to 499 employees	—	X	X	X
	Establishments with 500 to 999 employees	—	X	X	X
	Establishments with 1,000 employees or more	—	X	X	X

See footnotes at end of table.

Table 5. Establishments, Employees, and Payroll by Industry and Employment Size of Establishments by County: 2004—Con.

[Excludes most government employees, railroad employees, and self-employed persons. Size class 1 to 4 employees includes establishments having payroll, but no employees, during mid-March pay period. For meaning of abbreviations and symbols, see introductory text. For explanation of terms, see Appendix A. For statement on reliability, see the note at the end of the table and Appendix C]

NAICS code	Geography, kind of business, and employment size class	Establishments (number)	Paid employees for pay period including March 12 (number)	First-quarter payroll (\$1,000)	Annual payroll (\$1,000)
	MIDDLESEX—Con.				
31-33	Manufacturing—Con.				
331	Primary metal manufacturing—Con.				
3314	Nonferrous metal (except aluminum) production and processing—Con.				
33142	Copper rolling, drawing, extruding, and alloying				
	All establishments	2	c	D	D
	Establishments with 1 to 4 employees	1	X	X	X
	Establishments with 5 to 9 employees	—	X	X	X
	Establishments with 10 to 19 employees	—	X	X	X
	Establishments with 20 to 49 employees	—	X	X	X
	Establishments with 50 to 99 employees	—	X	X	X
	Establishments with 100 to 249 employees	1	X	X	X
	Establishments with 250 to 499 employees	—	X	X	X
	Establishments with 500 to 999 employees	—	X	X	X
	Establishments with 1,000 employees or more	—	X	X	X
331422	Copper wire (except mechanical) drawing				
	All establishments	2	c	D	D
	Establishments with 1 to 4 employees	1	X	X	X
	Establishments with 5 to 9 employees	—	X	X	X
	Establishments with 10 to 19 employees	—	X	X	X
	Establishments with 20 to 49 employees	—	X	X	X
	Establishments with 50 to 99 employees	—	X	X	X
	Establishments with 100 to 249 employees	1	X	X	X
	Establishments with 250 to 499 employees	—	X	X	X
	Establishments with 500 to 999 employees	—	X	X	X
	Establishments with 1,000 employees or more	—	X	X	X
33149	Nonferrous metal (except copper and aluminum) rolling, drawing, extruding, and alloying				
	All establishments	3	293	3 399	14 027
	Establishments with 1 to 4 employees	—	X	X	X
	Establishments with 5 to 9 employees	—	X	X	X
	Establishments with 10 to 19 employees	—	X	X	X
	Establishments with 20 to 49 employees	1	X	X	X
	Establishments with 50 to 99 employees	1	X	X	X
	Establishments with 100 to 249 employees	1	X	X	X
	Establishments with 250 to 499 employees	—	X	X	X
	Establishments with 500 to 999 employees	—	X	X	X
	Establishments with 1,000 employees or more	—	X	X	X
331491	Nonferrous metal (except copper and aluminum) rolling, drawing, and extruding				
	All establishments	2	c	D	D
	Establishments with 1 to 4 employees	—	X	X	X
	Establishments with 5 to 9 employees	—	X	X	X
	Establishments with 10 to 19 employees	—	X	X	X
	Establishments with 20 to 49 employees	—	X	X	X
	Establishments with 50 to 99 employees	1	X	X	X
	Establishments with 100 to 249 employees	1	X	X	X
	Establishments with 250 to 499 employees	—	X	X	X
	Establishments with 500 to 999 employees	—	X	X	X
	Establishments with 1,000 employees or more	—	X	X	X
3315	Foundries				
	All establishments	6	c	D	D
	Establishments with 1 to 4 employees	3	X	X	X
	Establishments with 5 to 9 employees	—	X	X	X
	Establishments with 10 to 19 employees	—	X	X	X
	Establishments with 20 to 49 employees	2	X	X	X
	Establishments with 50 to 99 employees	1	X	X	X
	Establishments with 100 to 249 employees	—	X	X	X
	Establishments with 250 to 499 employees	—	X	X	X
	Establishments with 500 to 999 employees	—	X	X	X
	Establishments with 1,000 employees or more	—	X	X	X
33152	Nonferrous metal foundries				
	All establishments	5	c	D	D
	Establishments with 1 to 4 employees	2	X	X	X
	Establishments with 5 to 9 employees	—	X	X	X
	Establishments with 10 to 19 employees	—	X	X	X
	Establishments with 20 to 49 employees	2	X	X	X
	Establishments with 50 to 99 employees	1	X	X	X
	Establishments with 100 to 249 employees	—	X	X	X
	Establishments with 250 to 499 employees	—	X	X	X
	Establishments with 500 to 999 employees	—	X	X	X
	Establishments with 1,000 employees or more	—	X	X	X
332	Fabricated metal product manufacturing				
	All establishments	119	3 690	36 565	162 748
	Establishments with 1 to 4 employees	44	X	X	X
	Establishments with 5 to 9 employees	24	X	X	X
	Establishments with 10 to 19 employees	15	X	X	X
	Establishments with 20 to 49 employees	19	X	X	X
	Establishments with 50 to 99 employees	8	X	X	X
	Establishments with 100 to 249 employees	7	X	X	X
	Establishments with 250 to 499 employees	1	X	X	X
	Establishments with 500 to 999 employees	1	X	X	X

See footnotes at end of table.

Table 5. Establishments, Employees, and Payroll by Industry and Employment Size of Establishments by County: 2004—Con.

[Excludes most government employees, railroad employees, and self-employed persons. Size class 1 to 4 employees includes establishments having payroll, but no employees, during mid-March pay period. For meaning of abbreviations and symbols, see introductory text. For explanation of terms, see Appendix A. For statement on reliability, see the note at the end of the table and Appendix C]

NAICS code	Geography, kind of business, and employment size class	Establishments (number)	Paid employees for pay period including March 12 (number)	First-quarter payroll (\$1,000)	Annual payroll (\$1,000)
	MIDDLESEX—Con.				
31-33	Manufacturing—Con.				
332	Fabricated metal product manufacturing—Con.				
	All establishments—Con.				
	Establishments with 1,000 employees or more	—	X	X	X
3321	Forging and stamping				
	All establishments	7	224	1 675	7 796
	Establishments with 1 to 4 employees	1	X	X	X
	Establishments with 5 to 9 employees	3	X	X	X
	Establishments with 10 to 19 employees	—	X	X	X
	Establishments with 20 to 49 employees	1	X	X	X
	Establishments with 50 to 99 employees	2	X	X	X
	Establishments with 100 to 249 employees	—	X	X	X
	Establishments with 250 to 499 employees	—	X	X	X
	Establishments with 500 to 999 employees	—	X	X	X
	Establishments with 1,000 employees or more	—	X	X	X
33211	Forging and stamping				
	All establishments	7	224	1 675	7 796
	Establishments with 1 to 4 employees	1	X	X	X
	Establishments with 5 to 9 employees	3	X	X	X
	Establishments with 10 to 19 employees	—	X	X	X
	Establishments with 20 to 49 employees	1	X	X	X
	Establishments with 50 to 99 employees	2	X	X	X
	Establishments with 100 to 249 employees	—	X	X	X
	Establishments with 250 to 499 employees	—	X	X	X
	Establishments with 500 to 999 employees	—	X	X	X
	Establishments with 1,000 employees or more	—	X	X	X
332116	Metal stamping				
	All establishments	3	126	837	3 698
	Establishments with 1 to 4 employees	—	X	X	X
	Establishments with 5 to 9 employees	1	X	X	X
	Establishments with 10 to 19 employees	—	X	X	X
	Establishments with 20 to 49 employees	1	X	X	X
	Establishments with 50 to 99 employees	1	X	X	X
	Establishments with 100 to 249 employees	—	X	X	X
	Establishments with 250 to 499 employees	—	X	X	X
	Establishments with 500 to 999 employees	—	X	X	X
	Establishments with 1,000 employees or more	—	X	X	X
3323	Architectural and structural metals manufacturing				
	All establishments	35	1 875	18 128	84 913
	Establishments with 1 to 4 employees	11	X	X	X
	Establishments with 5 to 9 employees	5	X	X	X
	Establishments with 10 to 19 employees	5	X	X	X
	Establishments with 20 to 49 employees	8	X	X	X
	Establishments with 50 to 99 employees	2	X	X	X
	Establishments with 100 to 249 employees	2	X	X	X
	Establishments with 250 to 499 employees	1	X	X	X
	Establishments with 500 to 999 employees	1	X	X	X
	Establishments with 1,000 employees or more	—	X	X	X
33231	Plate work and fabricated structural product manufacturing				
	All establishments	16	550	7 713	36 474
	Establishments with 1 to 4 employees	5	X	X	X
	Establishments with 5 to 9 employees	3	X	X	X
	Establishments with 10 to 19 employees	4	X	X	X
	Establishments with 20 to 49 employees	2	X	X	X
	Establishments with 50 to 99 employees	1	X	X	X
	Establishments with 100 to 249 employees	—	X	X	X
	Establishments with 250 to 499 employees	1	X	X	X
	Establishments with 500 to 999 employees	—	X	X	X
	Establishments with 1,000 employees or more	—	X	X	X
332312	Fabricated structural metal manufacturing				
	All establishments	15	f	D	D
	Establishments with 1 to 4 employees	4	X	X	X
	Establishments with 5 to 9 employees	4	X	X	X
	Establishments with 10 to 19 employees	3	X	X	X
	Establishments with 20 to 49 employees	2	X	X	X
	Establishments with 50 to 99 employees	1	X	X	X
	Establishments with 100 to 249 employees	—	X	X	X
	Establishments with 250 to 499 employees	1	X	X	X
	Establishments with 500 to 999 employees	—	X	X	X
	Establishments with 1,000 employees or more	—	X	X	X
33232	Ornamental and architectural metal products manufacturing				
	All establishments	19	1 325	10 415	48 439
	Establishments with 1 to 4 employees	6	X	X	X
	Establishments with 5 to 9 employees	1	X	X	X
	Establishments with 10 to 19 employees	2	X	X	X
	Establishments with 20 to 49 employees	6	X	X	X
	Establishments with 50 to 99 employees	1	X	X	X
	Establishments with 100 to 249 employees	2	X	X	X
	Establishments with 250 to 499 employees	—	X	X	X
	Establishments with 500 to 999 employees	1	X	X	X
	Establishments with 1,000 employees or more	—	X	X	X

See footnotes at end of table.

Table 5. Establishments, Employees, and Payroll by Industry and Employment Size of Establishments by County: 2004—Con.

[Excludes most government employees, railroad employees, and self-employed persons. Size class 1 to 4 employees includes establishments having payroll, but no employees, during mid-March pay period. For meaning of abbreviations and symbols, see introductory text. For explanation of terms, see Appendix A. For statement on reliability, see the note at the end of the table and Appendix C]

NAICS code	Geography, kind of business, and employment size class	Establishments (number)	Paid employees for pay period including March 12 (number)	First-quarter payroll (\$1,000)	Annual payroll (\$1,000)
	MIDDLESEX—Con.				
31-33	Manufacturing—Con.				
332	Fabricated metal product manufacturing—Con.				
3323	Architectural and structural metals manufacturing—Con.				
33232	Ornamental and architectural metal products manufacturing—Con.				
332321	Metal window and door manufacturing				
	All establishments	4	f	D	D
	Establishments with 1 to 4 employees	2	X	X	X
	Establishments with 5 to 9 employees	—	X	X	X
	Establishments with 10 to 19 employees	—	X	X	X
	Establishments with 20 to 49 employees	1	X	X	X
	Establishments with 50 to 99 employees	—	X	X	X
	Establishments with 100 to 249 employees	—	X	X	X
	Establishments with 250 to 499 employees	—	X	X	X
	Establishments with 500 to 999 employees	1	X	X	X
	Establishments with 1,000 employees or more	—	X	X	X
332322	Sheet metal work manufacturing				
	All establishments	8	458	4 996	22 276
	Establishments with 1 to 4 employees	1	X	X	X
	Establishments with 5 to 9 employees	—	X	X	X
	Establishments with 10 to 19 employees	1	X	X	X
	Establishments with 20 to 49 employees	4	X	X	X
	Establishments with 50 to 99 employees	—	X	X	X
	Establishments with 100 to 249 employees	2	X	X	X
	Establishments with 250 to 499 employees	—	X	X	X
	Establishments with 500 to 999 employees	—	X	X	X
	Establishments with 1,000 employees or more	—	X	X	X
332323	Ornamental and architectural metal work manufacturing				
	All establishments	7	c	D	D
	Establishments with 1 to 4 employees	3	X	X	X
	Establishments with 5 to 9 employees	1	X	X	X
	Establishments with 10 to 19 employees	1	X	X	X
	Establishments with 20 to 49 employees	1	X	X	X
	Establishments with 50 to 99 employees	1	X	X	X
	Establishments with 100 to 249 employees	—	X	X	X
	Establishments with 250 to 499 employees	—	X	X	X
	Establishments with 500 to 999 employees	—	X	X	X
	Establishments with 1,000 employees or more	—	X	X	X
3324	Boiler, tank, and shipping container manufacturing				
	All establishments	6	393	4 915	19 474
	Establishments with 1 to 4 employees	—	X	X	X
	Establishments with 5 to 9 employees	—	X	X	X
	Establishments with 10 to 19 employees	1	X	X	X
	Establishments with 20 to 49 employees	2	X	X	X
	Establishments with 50 to 99 employees	1	X	X	X
	Establishments with 100 to 249 employees	2	X	X	X
	Establishments with 250 to 499 employees	—	X	X	X
	Establishments with 500 to 999 employees	—	X	X	X
	Establishments with 1,000 employees or more	—	X	X	X
33243	Metal can, box, and other metal container (light gauge) manufacturing				
	All establishments	4	e	D	D
	Establishments with 1 to 4 employees	—	X	X	X
	Establishments with 5 to 9 employees	—	X	X	X
	Establishments with 10 to 19 employees	1	X	X	X
	Establishments with 20 to 49 employees	—	X	X	X
	Establishments with 50 to 99 employees	1	X	X	X
	Establishments with 100 to 249 employees	2	X	X	X
	Establishments with 250 to 499 employees	—	X	X	X
	Establishments with 500 to 999 employees	—	X	X	X
	Establishments with 1,000 employees or more	—	X	X	X
332439	Other metal container manufacturing				
	All establishments	3	e	D	D
	Establishments with 1 to 4 employees	—	X	X	X
	Establishments with 5 to 9 employees	—	X	X	X
	Establishments with 10 to 19 employees	1	X	X	X
	Establishments with 20 to 49 employees	—	X	X	X
	Establishments with 50 to 99 employees	—	X	X	X
	Establishments with 100 to 249 employees	2	X	X	X
	Establishments with 250 to 499 employees	—	X	X	X
	Establishments with 500 to 999 employees	—	X	X	X
	Establishments with 1,000 employees or more	—	X	X	X
3326	Spring and wire product manufacturing				
	All establishments	7	415	4 156	16 754
	Establishments with 1 to 4 employees	2	X	X	X
	Establishments with 5 to 9 employees	—	X	X	X
	Establishments with 10 to 19 employees	2	X	X	X
	Establishments with 20 to 49 employees	1	X	X	X
	Establishments with 50 to 99 employees	—	X	X	X
	Establishments with 100 to 249 employees	2	X	X	X
	Establishments with 250 to 499 employees	—	X	X	X
	Establishments with 500 to 999 employees	—	X	X	X

See footnotes at end of table.

Table 5. Establishments, Employees, and Payroll by Industry and Employment Size of Establishments by County: 2004—Con.

[Excludes most government employees, railroad employees, and self-employed persons. Size class 1 to 4 employees includes establishments having payroll, but no employees, during mid-March pay period. For meaning of abbreviations and symbols, see introductory text. For explanation of terms, see Appendix A. For statement on reliability, see the note at the end of the table and Appendix C]

NAICS code	Geography, kind of business, and employment size class	Establishments (number)	Paid employees for pay period including March 12 (number)	First-quarter payroll (\$1,000)	Annual payroll (\$1,000)
	MIDDLESEX—Con.				
31-33	Manufacturing—Con.				
332	Fabricated metal product manufacturing—Con.				
3326	Spring and wire product manufacturing—Con.				
	All establishments—Con.				
	Establishments with 1,000 employees or more	—	X	X	X
33261	Spring and wire product manufacturing				
	All establishments	7	415	4 156	16 754
	Establishments with 1 to 4 employees	2	X	X	X
	Establishments with 5 to 9 employees	—	X	X	X
	Establishments with 10 to 19 employees	2	X	X	X
	Establishments with 20 to 49 employees	1	X	X	X
	Establishments with 50 to 99 employees	—	X	X	X
	Establishments with 100 to 249 employees	2	X	X	X
	Establishments with 250 to 499 employees	—	X	X	X
	Establishments with 500 to 999 employees	—	X	X	X
	Establishments with 1,000 employees or more	—	X	X	X
332618	Other fabricated wire product manufacturing				
	All establishments	7	415	4 156	16 754
	Establishments with 1 to 4 employees	2	X	X	X
	Establishments with 5 to 9 employees	—	X	X	X
	Establishments with 10 to 19 employees	2	X	X	X
	Establishments with 20 to 49 employees	1	X	X	X
	Establishments with 50 to 99 employees	—	X	X	X
	Establishments with 100 to 249 employees	2	X	X	X
	Establishments with 250 to 499 employees	—	X	X	X
	Establishments with 500 to 999 employees	—	X	X	X
	Establishments with 1,000 employees or more	—	X	X	X
3327	Machine shops; turned product; and screw, nut, and bolt manufacturing				
	All establishments	42	303	2 634	11 772
	Establishments with 1 to 4 employees	22	X	X	X
	Establishments with 5 to 9 employees	11	X	X	X
	Establishments with 10 to 19 employees	6	X	X	X
	Establishments with 20 to 49 employees	2	X	X	X
	Establishments with 50 to 99 employees	1	X	X	X
	Establishments with 100 to 249 employees	—	X	X	X
	Establishments with 250 to 499 employees	—	X	X	X
	Establishments with 500 to 999 employees	—	X	X	X
	Establishments with 1,000 employees or more	—	X	X	X
33271	Machine shops				
	All establishments	35	266	2 344	10 493
	Establishments with 1 to 4 employees	18	X	X	X
	Establishments with 5 to 9 employees	9	X	X	X
	Establishments with 10 to 19 employees	5	X	X	X
	Establishments with 20 to 49 employees	2	X	X	X
	Establishments with 50 to 99 employees	1	X	X	X
	Establishments with 100 to 249 employees	—	X	X	X
	Establishments with 250 to 499 employees	—	X	X	X
	Establishments with 500 to 999 employees	—	X	X	X
	Establishments with 1,000 employees or more	—	X	X	X
332710	Machine shops				
	All establishments	35	266	2 344	10 493
	Establishments with 1 to 4 employees	18	X	X	X
	Establishments with 5 to 9 employees	9	X	X	X
	Establishments with 10 to 19 employees	5	X	X	X
	Establishments with 20 to 49 employees	2	X	X	X
	Establishments with 50 to 99 employees	1	X	X	X
	Establishments with 100 to 249 employees	—	X	X	X
	Establishments with 250 to 499 employees	—	X	X	X
	Establishments with 500 to 999 employees	—	X	X	X
	Establishments with 1,000 employees or more	—	X	X	X
3328	Coating, engraving, heat treating, and allied activities				
	All establishments	5	120	1 041	5 036
	Establishments with 1 to 4 employees	—	X	X	X
	Establishments with 5 to 9 employees	2	X	X	X
	Establishments with 10 to 19 employees	—	X	X	X
	Establishments with 20 to 49 employees	3	X	X	X
	Establishments with 50 to 99 employees	—	X	X	X
	Establishments with 100 to 249 employees	—	X	X	X
	Establishments with 250 to 499 employees	—	X	X	X
	Establishments with 500 to 999 employees	—	X	X	X
	Establishments with 1,000 employees or more	—	X	X	X
33281	Coating, engraving, heat treating, and allied activities				
	All establishments	5	120	1 041	5 036
	Establishments with 1 to 4 employees	—	X	X	X
	Establishments with 5 to 9 employees	2	X	X	X
	Establishments with 10 to 19 employees	—	X	X	X
	Establishments with 20 to 49 employees	3	X	X	X
	Establishments with 50 to 99 employees	—	X	X	X
	Establishments with 100 to 249 employees	—	X	X	X
	Establishments with 250 to 499 employees	—	X	X	X

See footnotes at end of table.

Table 5. Establishments, Employees, and Payroll by Industry and Employment Size of Establishments by County: 2004—Con.

[Excludes most government employees, railroad employees, and self-employed persons. Size class 1 to 4 employees includes establishments having payroll, but no employees, during mid-March pay period. For meaning of abbreviations and symbols, see introductory text. For explanation of terms, see Appendix A. For statement on reliability, see the note at the end of the table and Appendix C]

NAICS code	Geography, kind of business, and employment size class	Establishments (number)	Paid employees for pay period including March 12 (number)	First-quarter payroll (\$1,000)	Annual payroll (\$1,000)
	MIDDLESEX—Con.				
31-33	Manufacturing—Con.				
332	Fabricated metal product manufacturing—Con.				
3328	Coating, engraving, heat treating, and allied activities—Con.				
33281	Coating, engraving, heat treating, and allied activities—Con.				
	All establishments—Con.				
	Establishments with 500 to 999 employees	—	X	X	X
	Establishments with 1,000 employees or more	—	X	X	X
3329	Other fabricated metal product manufacturing				
	All establishments	14	352	3 955	16 702
	Establishments with 1 to 4 employees	6	X	X	X
	Establishments with 5 to 9 employees	2	X	X	X
	Establishments with 10 to 19 employees	1	X	X	X
	Establishments with 20 to 49 employees	2	X	X	X
	Establishments with 50 to 99 employees	2	X	X	X
	Establishments with 100 to 249 employees	1	X	X	X
	Establishments with 250 to 499 employees	—	X	X	X
	Establishments with 500 to 999 employees	—	X	X	X
	Establishments with 1,000 employees or more	—	X	X	X
33291	Metal valve manufacturing				
	All establishments	4	237	2 477	11 297
	Establishments with 1 to 4 employees	1	X	X	X
	Establishments with 5 to 9 employees	—	X	X	X
	Establishments with 10 to 19 employees	—	X	X	X
	Establishments with 20 to 49 employees	1	X	X	X
	Establishments with 50 to 99 employees	1	X	X	X
	Establishments with 100 to 249 employees	1	X	X	X
	Establishments with 250 to 499 employees	—	X	X	X
	Establishments with 500 to 999 employees	—	X	X	X
	Establishments with 1,000 employees or more	—	X	X	X
332912	Fluid power valve and hose fitting manufacturing				
	All establishments	2	c	D	D
	Establishments with 1 to 4 employees	—	X	X	X
	Establishments with 5 to 9 employees	—	X	X	X
	Establishments with 10 to 19 employees	—	X	X	X
	Establishments with 20 to 49 employees	—	X	X	X
	Establishments with 50 to 99 employees	1	X	X	X
	Establishments with 100 to 249 employees	1	X	X	X
	Establishments with 250 to 499 employees	—	X	X	X
	Establishments with 500 to 999 employees	—	X	X	X
	Establishments with 1,000 employees or more	—	X	X	X
33299	All other fabricated metal product manufacturing				
	All establishments	10	115	1 478	5 405
	Establishments with 1 to 4 employees	5	X	X	X
	Establishments with 5 to 9 employees	2	X	X	X
	Establishments with 10 to 19 employees	1	X	X	X
	Establishments with 20 to 49 employees	1	X	X	X
	Establishments with 50 to 99 employees	1	X	X	X
	Establishments with 100 to 249 employees	—	X	X	X
	Establishments with 250 to 499 employees	—	X	X	X
	Establishments with 500 to 999 employees	—	X	X	X
	Establishments with 1,000 employees or more	—	X	X	X
333	Machinery manufacturing				
	All establishments	43	535	5 611	23 869
	Establishments with 1 to 4 employees	14	X	X	X
	Establishments with 5 to 9 employees	14	X	X	X
	Establishments with 10 to 19 employees	7	X	X	X
	Establishments with 20 to 49 employees	7	X	X	X
	Establishments with 50 to 99 employees	1	X	X	X
	Establishments with 100 to 249 employees	—	X	X	X
	Establishments with 250 to 499 employees	—	X	X	X
	Establishments with 500 to 999 employees	—	X	X	X
	Establishments with 1,000 employees or more	—	X	X	X
3332	Industrial machinery manufacturing				
	All establishments	8	103	1 063	5 013
	Establishments with 1 to 4 employees	3	X	X	X
	Establishments with 5 to 9 employees	2	X	X	X
	Establishments with 10 to 19 employees	1	X	X	X
	Establishments with 20 to 49 employees	2	X	X	X
	Establishments with 50 to 99 employees	—	X	X	X
	Establishments with 100 to 249 employees	—	X	X	X
	Establishments with 250 to 499 employees	—	X	X	X
	Establishments with 500 to 999 employees	—	X	X	X
	Establishments with 1,000 employees or more	—	X	X	X

See footnotes at end of table.

Table 5. Establishments, Employees, and Payroll by Industry and Employment Size of Establishments by County: 2004—Con.

[Excludes most government employees, railroad employees, and self-employed persons. Size class 1 to 4 employees includes establishments having payroll, but no employees, during mid-March pay period. For meaning of abbreviations and symbols, see introductory text. For explanation of terms, see Appendix A. For statement on reliability, see the note at the end of the table and Appendix C]

NAICS code	Geography, kind of business, and employment size class	Establishments (number)	Paid employees for pay period including March 12 (number)	First-quarter payroll (\$1,000)	Annual payroll (\$1,000)
	MIDDLESEX—Con.				
31-33	Manufacturing—Con.				
333	Machinery manufacturing—Con.				
3332	Industrial machinery manufacturing—Con.				
33329	Other industrial machinery manufacturing				
	All establishments	7	c	D	D
	Establishments with 1 to 4 employees	2	X	X	X
	Establishments with 5 to 9 employees	2	X	X	X
	Establishments with 10 to 19 employees	1	X	X	X
	Establishments with 20 to 49 employees	2	X	X	X
	Establishments with 50 to 99 employees	—	X	X	X
	Establishments with 100 to 249 employees	—	X	X	X
	Establishments with 250 to 499 employees	—	X	X	X
	Establishments with 500 to 999 employees	—	X	X	X
	Establishments with 1,000 employees or more	—	X	X	X
3334	Ventilation, heating, air-conditioning, and commercial refrigeration equipment manufacturing				
	All establishments	6	c	D	D
	Establishments with 1 to 4 employees	2	X	X	X
	Establishments with 5 to 9 employees	2	X	X	X
	Establishments with 10 to 19 employees	—	X	X	X
	Establishments with 20 to 49 employees	2	X	X	X
	Establishments with 50 to 99 employees	—	X	X	X
	Establishments with 100 to 249 employees	—	X	X	X
	Establishments with 250 to 499 employees	—	X	X	X
	Establishments with 500 to 999 employees	—	X	X	X
	Establishments with 1,000 employees or more	—	X	X	X
33341	Ventilation, heating, air-conditioning, and commercial refrigeration equipment manufacturing				
	All establishments	6	c	D	D
	Establishments with 1 to 4 employees	2	X	X	X
	Establishments with 5 to 9 employees	2	X	X	X
	Establishments with 10 to 19 employees	—	X	X	X
	Establishments with 20 to 49 employees	2	X	X	X
	Establishments with 50 to 99 employees	—	X	X	X
	Establishments with 100 to 249 employees	—	X	X	X
	Establishments with 250 to 499 employees	—	X	X	X
	Establishments with 500 to 999 employees	—	X	X	X
	Establishments with 1,000 employees or more	—	X	X	X
3339	Other general purpose machinery manufacturing				
	All establishments	14	182	1 947	8 298
	Establishments with 1 to 4 employees	3	X	X	X
	Establishments with 5 to 9 employees	4	X	X	X
	Establishments with 10 to 19 employees	4	X	X	X
	Establishments with 20 to 49 employees	3	X	X	X
	Establishments with 50 to 99 employees	—	X	X	X
	Establishments with 100 to 249 employees	—	X	X	X
	Establishments with 250 to 499 employees	—	X	X	X
	Establishments with 500 to 999 employees	—	X	X	X
	Establishments with 1,000 employees or more	—	X	X	X
33399	All other general purpose machinery manufacturing				
	All establishments	10	148	1 609	6 790
	Establishments with 1 to 4 employees	1	X	X	X
	Establishments with 5 to 9 employees	4	X	X	X
	Establishments with 10 to 19 employees	2	X	X	X
	Establishments with 20 to 49 employees	3	X	X	X
	Establishments with 50 to 99 employees	—	X	X	X
	Establishments with 100 to 249 employees	—	X	X	X
	Establishments with 250 to 499 employees	—	X	X	X
	Establishments with 500 to 999 employees	—	X	X	X
	Establishments with 1,000 employees or more	—	X	X	X
334	Computer and electronic product manufacturing				
	All establishments	53	2 104	25 518	109 929
	Establishments with 1 to 4 employees	17	X	X	X
	Establishments with 5 to 9 employees	12	X	X	X
	Establishments with 10 to 19 employees	5	X	X	X
	Establishments with 20 to 49 employees	10	X	X	X
	Establishments with 50 to 99 employees	2	X	X	X
	Establishments with 100 to 249 employees	4	X	X	X
	Establishments with 250 to 499 employees	3	X	X	X
	Establishments with 500 to 999 employees	—	X	X	X
	Establishments with 1,000 employees or more	—	X	X	X
3342	Communications equipment manufacturing				
	All establishments	9	e	D	D
	Establishments with 1 to 4 employees	4	X	X	X
	Establishments with 5 to 9 employees	1	X	X	X
	Establishments with 10 to 19 employees	1	X	X	X
	Establishments with 20 to 49 employees	1	X	X	X
	Establishments with 50 to 99 employees	—	X	X	X
	Establishments with 100 to 249 employees	1	X	X	X
	Establishments with 250 to 499 employees	1	X	X	X
	Establishments with 500 to 999 employees	—	X	X	X
	Establishments with 1,000 employees or more	—	X	X	X

See footnotes at end of table.

Table 5. Establishments, Employees, and Payroll by Industry and Employment Size of Establishments by County: 2004—Con.

[Excludes most government employees, railroad employees, and self-employed persons. Size class 1 to 4 employees includes establishments having payroll, but no employees, during mid-March pay period. For meaning of abbreviations and symbols, see introductory text. For explanation of terms, see Appendix A. For statement on reliability, see the note at the end of the table and Appendix C]

NAICS code	Geography, kind of business, and employment size class	Establishments (number)	Paid employees for pay period including March 12 (number)	First-quarter payroll (\$1,000)	Annual payroll (\$1,000)
	MIDDLESEX—Con.				
31-33	Manufacturing—Con.				
334	Computer and electronic product manufacturing—Con.				
3342	Communications equipment manufacturing—Con.				
33422	Radio and television broadcasting and wireless communications equipment manufacturing				
	All establishments	4	428	4 068	16 550
	Establishments with 1 to 4 employees	1	X	X	X
	Establishments with 5 to 9 employees	—	X	X	X
	Establishments with 10 to 19 employees	1	X	X	X
	Establishments with 20 to 49 employees	—	X	X	X
	Establishments with 50 to 99 employees	—	X	X	X
	Establishments with 100 to 249 employees	1	X	X	X
	Establishments with 250 to 499 employees	1	X	X	X
	Establishments with 500 to 999 employees	—	X	X	X
	Establishments with 1,000 employees or more	—	X	X	X
334220	Radio and television broadcasting and wireless communications equipment manufacturing				
	All establishments	4	428	4 068	16 550
	Establishments with 1 to 4 employees	1	X	X	X
	Establishments with 5 to 9 employees	—	X	X	X
	Establishments with 10 to 19 employees	1	X	X	X
	Establishments with 20 to 49 employees	—	X	X	X
	Establishments with 50 to 99 employees	—	X	X	X
	Establishments with 100 to 249 employees	1	X	X	X
	Establishments with 250 to 499 employees	1	X	X	X
	Establishments with 500 to 999 employees	—	X	X	X
	Establishments with 1,000 employees or more	—	X	X	X
3344	Semiconductor and other electronic component manufacturing				
	All establishments	13	432	5 176	23 137
	Establishments with 1 to 4 employees	2	X	X	X
	Establishments with 5 to 9 employees	5	X	X	X
	Establishments with 10 to 19 employees	—	X	X	X
	Establishments with 20 to 49 employees	3	X	X	X
	Establishments with 50 to 99 employees	1	X	X	X
	Establishments with 100 to 249 employees	2	X	X	X
	Establishments with 250 to 499 employees	—	X	X	X
	Establishments with 500 to 999 employees	—	X	X	X
	Establishments with 1,000 employees or more	—	X	X	X
33441	Semiconductor and other electronic component manufacturing				
	All establishments	13	432	5 176	23 137
	Establishments with 1 to 4 employees	2	X	X	X
	Establishments with 5 to 9 employees	5	X	X	X
	Establishments with 10 to 19 employees	—	X	X	X
	Establishments with 20 to 49 employees	3	X	X	X
	Establishments with 50 to 99 employees	1	X	X	X
	Establishments with 100 to 249 employees	2	X	X	X
	Establishments with 250 to 499 employees	—	X	X	X
	Establishments with 500 to 999 employees	—	X	X	X
	Establishments with 1,000 employees or more	—	X	X	X
334413	Semiconductor and related device manufacturing				
	All establishments	3	208	2 884	13 807
	Establishments with 1 to 4 employees	—	X	X	X
	Establishments with 5 to 9 employees	—	X	X	X
	Establishments with 10 to 19 employees	—	X	X	X
	Establishments with 20 to 49 employees	1	X	X	X
	Establishments with 50 to 99 employees	1	X	X	X
	Establishments with 100 to 249 employees	1	X	X	X
	Establishments with 250 to 499 employees	—	X	X	X
	Establishments with 500 to 999 employees	—	X	X	X
	Establishments with 1,000 employees or more	—	X	X	X
334415	Electronic resistor manufacturing				
	All establishments	1	c	D	D
	Establishments with 1 to 4 employees	—	X	X	X
	Establishments with 5 to 9 employees	—	X	X	X
	Establishments with 10 to 19 employees	—	X	X	X
	Establishments with 20 to 49 employees	—	X	X	X
	Establishments with 50 to 99 employees	—	X	X	X
	Establishments with 100 to 249 employees	1	X	X	X
	Establishments with 250 to 499 employees	—	X	X	X
	Establishments with 500 to 999 employees	—	X	X	X
	Establishments with 1,000 employees or more	—	X	X	X
3345	Navigational, measuring, electromedical, and control instruments manufacturing				
	All establishments	16	1 066	14 993	61 321
	Establishments with 1 to 4 employees	6	X	X	X
	Establishments with 5 to 9 employees	1	X	X	X
	Establishments with 10 to 19 employees	2	X	X	X
	Establishments with 20 to 49 employees	3	X	X	X
	Establishments with 50 to 99 employees	1	X	X	X
	Establishments with 100 to 249 employees	1	X	X	X
	Establishments with 250 to 499 employees	2	X	X	X

See footnotes at end of table.

Table 5. Establishments, Employees, and Payroll by Industry and Employment Size of Establishments by County: 2004—Con.

[Excludes most government employees, railroad employees, and self-employed persons. Size class 1 to 4 employees includes establishments having payroll, but no employees, during mid-March pay period. For meaning of abbreviations and symbols, see introductory text. For explanation of terms, see Appendix A. For statement on reliability, see the note at the end of the table and Appendix C]

NAICS code	Geography, kind of business, and employment size class	Establishments (number)	Paid employees for pay period including March 12 (number)	First-quarter payroll (\$1,000)	Annual payroll (\$1,000)
	MIDDLESEX—Con.				
31-33	Manufacturing—Con.				
334	Computer and electronic product manufacturing—Con.				
3345	Navigational, measuring, electromedical, and control instruments manufacturing—Con.				
	All establishments—Con.				
	Establishments with 500 to 999 employees	—	X	X	X
	Establishments with 1,000 employees or more	—	X	X	X
33451	Navigational, measuring, electromedical, and control instruments manufacturing				
	All establishments	16	1 066	14 993	61 321
	Establishments with 1 to 4 employees	6	X	X	X
	Establishments with 5 to 9 employees	1	X	X	X
	Establishments with 10 to 19 employees	2	X	X	X
	Establishments with 20 to 49 employees	3	X	X	X
	Establishments with 50 to 99 employees	1	X	X	X
	Establishments with 100 to 249 employees	1	X	X	X
	Establishments with 250 to 499 employees	2	X	X	X
	Establishments with 500 to 999 employees	—	X	X	X
	Establishments with 1,000 employees or more	—	X	X	X
334510	Electromedical and electrotherapeutic apparatus manufacturing				
	All establishments	3	f	D	D
	Establishments with 1 to 4 employees	1	X	X	X
	Establishments with 5 to 9 employees	—	X	X	X
	Establishments with 10 to 19 employees	—	X	X	X
	Establishments with 20 to 49 employees	—	X	X	X
	Establishments with 50 to 99 employees	—	X	X	X
	Establishments with 100 to 249 employees	—	X	X	X
	Establishments with 250 to 499 employees	2	X	X	X
	Establishments with 500 to 999 employees	—	X	X	X
	Establishments with 1,000 employees or more	—	X	X	X
334515	Instrument manufacturing for measuring and testing electricity and electrical signals				
	All establishments	3	c	D	D
	Establishments with 1 to 4 employees	1	X	X	X
	Establishments with 5 to 9 employees	—	X	X	X
	Establishments with 10 to 19 employees	—	X	X	X
	Establishments with 20 to 49 employees	1	X	X	X
	Establishments with 50 to 99 employees	1	X	X	X
	Establishments with 100 to 249 employees	—	X	X	X
	Establishments with 250 to 499 employees	—	X	X	X
	Establishments with 500 to 999 employees	—	X	X	X
	Establishments with 1,000 employees or more	—	X	X	X
334516	Analytical laboratory instrument manufacturing				
	All establishments	4	271	3 961	16 699
	Establishments with 1 to 4 employees	—	X	X	X
	Establishments with 5 to 9 employees	1	X	X	X
	Establishments with 10 to 19 employees	1	X	X	X
	Establishments with 20 to 49 employees	1	X	X	X
	Establishments with 50 to 99 employees	—	X	X	X
	Establishments with 100 to 249 employees	1	X	X	X
	Establishments with 250 to 499 employees	—	X	X	X
	Establishments with 500 to 999 employees	—	X	X	X
	Establishments with 1,000 employees or more	—	X	X	X
335	Electrical equipment, appliance, and component manufacturing				
	All establishments	22	1 003	11 747	51 716
	Establishments with 1 to 4 employees	3	X	X	X
	Establishments with 5 to 9 employees	5	X	X	X
	Establishments with 10 to 19 employees	5	X	X	X
	Establishments with 20 to 49 employees	4	X	X	X
	Establishments with 50 to 99 employees	3	X	X	X
	Establishments with 100 to 249 employees	1	X	X	X
	Establishments with 250 to 499 employees	1	X	X	X
	Establishments with 500 to 999 employees	—	X	X	X
	Establishments with 1,000 employees or more	—	X	X	X
3351	Electric lighting equipment manufacturing				
	All establishments	7	164	1 441	6 335
	Establishments with 1 to 4 employees	2	X	X	X
	Establishments with 5 to 9 employees	1	X	X	X
	Establishments with 10 to 19 employees	1	X	X	X
	Establishments with 20 to 49 employees	2	X	X	X
	Establishments with 50 to 99 employees	1	X	X	X
	Establishments with 100 to 249 employees	—	X	X	X
	Establishments with 250 to 499 employees	—	X	X	X
	Establishments with 500 to 999 employees	—	X	X	X
	Establishments with 1,000 employees or more	—	X	X	X

See footnotes at end of table.

Table 5. Establishments, Employees, and Payroll by Industry and Employment Size of Establishments by County: 2004—Con.

[Excludes most government employees, railroad employees, and self-employed persons. Size class 1 to 4 employees includes establishments having payroll, but no employees, during mid-March pay period. For meaning of abbreviations and symbols, see introductory text. For explanation of terms, see Appendix A. For statement on reliability, see the note at the end of the table and Appendix C]

NAICS code	Geography, kind of business, and employment size class	Establishments (number)	Paid employees for pay period including March 12 (number)	First-quarter payroll (\$1,000)	Annual payroll (\$1,000)
31-33	MIDDLESEX—Con.				
	Manufacturing—Con.				
335	Electrical equipment, appliance, and component manufacturing—Con.				
3351	Electric lighting equipment manufacturing—Con.				
33512	Lighting fixture manufacturing				
	All establishments	7	164	1 441	6 335
	Establishments with 1 to 4 employees	2	X	X	X
	Establishments with 5 to 9 employees	1	X	X	X
	Establishments with 10 to 19 employees	1	X	X	X
	Establishments with 20 to 49 employees	2	X	X	X
	Establishments with 50 to 99 employees	1	X	X	X
	Establishments with 100 to 249 employees	—	X	X	X
	Establishments with 250 to 499 employees	—	X	X	X
	Establishments with 500 to 999 employees	—	X	X	X
	Establishments with 1,000 employees or more	—	X	X	X
335122	Commercial, industrial, and institutional electric lighting fixture manufacturing				
	All establishments	2	c	D	D
	Establishments with 1 to 4 employees	—	X	X	X
	Establishments with 5 to 9 employees	—	X	X	X
	Establishments with 10 to 19 employees	—	X	X	X
	Establishments with 20 to 49 employees	1	X	X	X
	Establishments with 50 to 99 employees	1	X	X	X
	Establishments with 100 to 249 employees	—	X	X	X
	Establishments with 250 to 499 employees	—	X	X	X
	Establishments with 500 to 999 employees	—	X	X	X
	Establishments with 1,000 employees or more	—	X	X	X
3353	Electrical equipment manufacturing				
	All establishments	10	158	1 586	7 489
	Establishments with 1 to 4 employees	1	X	X	X
	Establishments with 5 to 9 employees	4	X	X	X
	Establishments with 10 to 19 employees	3	X	X	X
	Establishments with 20 to 49 employees	1	X	X	X
	Establishments with 50 to 99 employees	1	X	X	X
	Establishments with 100 to 249 employees	—	X	X	X
	Establishments with 250 to 499 employees	—	X	X	X
	Establishments with 500 to 999 employees	—	X	X	X
	Establishments with 1,000 employees or more	—	X	X	X
33531	Electrical equipment manufacturing				
	All establishments	10	158	1 586	7 489
	Establishments with 1 to 4 employees	1	X	X	X
	Establishments with 5 to 9 employees	4	X	X	X
	Establishments with 10 to 19 employees	3	X	X	X
	Establishments with 20 to 49 employees	1	X	X	X
	Establishments with 50 to 99 employees	1	X	X	X
	Establishments with 100 to 249 employees	—	X	X	X
	Establishments with 250 to 499 employees	—	X	X	X
	Establishments with 500 to 999 employees	—	X	X	X
	Establishments with 1,000 employees or more	—	X	X	X
3359	Other electrical equipment and component manufacturing				
	All establishments	5	681	8 720	37 892
	Establishments with 1 to 4 employees	—	X	X	X
	Establishments with 5 to 9 employees	—	X	X	X
	Establishments with 10 to 19 employees	1	X	X	X
	Establishments with 20 to 49 employees	1	X	X	X
	Establishments with 50 to 99 employees	1	X	X	X
	Establishments with 100 to 249 employees	1	X	X	X
	Establishments with 250 to 499 employees	1	X	X	X
	Establishments with 500 to 999 employees	—	X	X	X
	Establishments with 1,000 employees or more	—	X	X	X
33591	Battery manufacturing				
	All establishments	1	e	D	D
	Establishments with 1 to 4 employees	—	X	X	X
	Establishments with 5 to 9 employees	—	X	X	X
	Establishments with 10 to 19 employees	—	X	X	X
	Establishments with 20 to 49 employees	—	X	X	X
	Establishments with 50 to 99 employees	—	X	X	X
	Establishments with 100 to 249 employees	—	X	X	X
	Establishments with 250 to 499 employees	1	X	X	X
	Establishments with 500 to 999 employees	—	X	X	X
	Establishments with 1,000 employees or more	—	X	X	X
335911	Storage battery manufacturing				
	All establishments	1	e	D	D
	Establishments with 1 to 4 employees	—	X	X	X
	Establishments with 5 to 9 employees	—	X	X	X
	Establishments with 10 to 19 employees	—	X	X	X
	Establishments with 20 to 49 employees	—	X	X	X
	Establishments with 50 to 99 employees	—	X	X	X
	Establishments with 100 to 249 employees	—	X	X	X
	Establishments with 250 to 499 employees	1	X	X	X
	Establishments with 500 to 999 employees	—	X	X	X
	Establishments with 1,000 employees or more	—	X	X	X

See footnotes at end of table.

Table 5. Establishments, Employees, and Payroll by Industry and Employment Size of Establishments by County: 2004—Con.

[Excludes most government employees, railroad employees, and self-employed persons. Size class 1 to 4 employees includes establishments having payroll, but no employees, during mid-March pay period. For meaning of abbreviations and symbols, see introductory text. For explanation of terms, see Appendix A. For statement on reliability, see the note at the end of the table and Appendix C]

NAICS code	Geography, kind of business, and employment size class	Establishments (number)	Paid employees for pay period including March 12 (number)	First-quarter payroll (\$1,000)	Annual payroll (\$1,000)
31-33	MIDDLESEX—Con.				
	Manufacturing—Con.				
335	Electrical equipment, appliance, and component manufacturing—Con.				
3359	Other electrical equipment and component manufacturing—Con.				
33599	All other electrical equipment and component manufacturing				
	All establishments	2	c	D	D
	Establishments with 1 to 4 employees	—	X	X	X
	Establishments with 5 to 9 employees	—	X	X	X
	Establishments with 10 to 19 employees	—	X	X	X
	Establishments with 20 to 49 employees	1	X	X	X
	Establishments with 50 to 99 employees	—	X	X	X
	Establishments with 100 to 249 employees	1	X	X	X
	Establishments with 250 to 499 employees	—	X	X	X
	Establishments with 500 to 999 employees	—	X	X	X
	Establishments with 1,000 employees or more	—	X	X	X
335999	All other miscellaneous electrical equipment and component manufacturing				
	All establishments	2	c	D	D
	Establishments with 1 to 4 employees	—	X	X	X
	Establishments with 5 to 9 employees	—	X	X	X
	Establishments with 10 to 19 employees	—	X	X	X
	Establishments with 20 to 49 employees	1	X	X	X
	Establishments with 50 to 99 employees	—	X	X	X
	Establishments with 100 to 249 employees	1	X	X	X
	Establishments with 250 to 499 employees	—	X	X	X
	Establishments with 500 to 999 employees	—	X	X	X
	Establishments with 1,000 employees or more	—	X	X	X
336	Transportation equipment manufacturing				
	All establishments	13	1 578	24 012	85 866
	Establishments with 1 to 4 employees	6	X	X	X
	Establishments with 5 to 9 employees	2	X	X	X
	Establishments with 10 to 19 employees	2	X	X	X
	Establishments with 20 to 49 employees	—	X	X	X
	Establishments with 50 to 99 employees	2	X	X	X
	Establishments with 100 to 249 employees	—	X	X	X
	Establishments with 250 to 499 employees	—	X	X	X
	Establishments with 500 to 999 employees	—	X	X	X
	Establishments with 1,000 employees or more	1	X	X	X
3361	Motor vehicle manufacturing				
	All establishments	1	g	D	D
	Establishments with 1 to 4 employees	—	X	X	X
	Establishments with 5 to 9 employees	—	X	X	X
	Establishments with 10 to 19 employees	—	X	X	X
	Establishments with 20 to 49 employees	—	X	X	X
	Establishments with 50 to 99 employees	—	X	X	X
	Establishments with 100 to 249 employees	—	X	X	X
	Establishments with 250 to 499 employees	—	X	X	X
	Establishments with 500 to 999 employees	—	X	X	X
	Establishments with 1,000 employees or more	1	X	X	X
33611	Automobile and light duty motor vehicle manufacturing				
	All establishments	1	g	D	D
	Establishments with 1 to 4 employees	—	X	X	X
	Establishments with 5 to 9 employees	—	X	X	X
	Establishments with 10 to 19 employees	—	X	X	X
	Establishments with 20 to 49 employees	—	X	X	X
	Establishments with 50 to 99 employees	—	X	X	X
	Establishments with 100 to 249 employees	—	X	X	X
	Establishments with 250 to 499 employees	—	X	X	X
	Establishments with 500 to 999 employees	—	X	X	X
	Establishments with 1,000 employees or more	1	X	X	X
336112	Light truck and utility vehicle manufacturing				
	All establishments	1	g	D	D
	Establishments with 1 to 4 employees	—	X	X	X
	Establishments with 5 to 9 employees	—	X	X	X
	Establishments with 10 to 19 employees	—	X	X	X
	Establishments with 20 to 49 employees	—	X	X	X
	Establishments with 50 to 99 employees	—	X	X	X
	Establishments with 100 to 249 employees	—	X	X	X
	Establishments with 250 to 499 employees	—	X	X	X
	Establishments with 500 to 999 employees	—	X	X	X
	Establishments with 1,000 employees or more	1	X	X	X
3363	Motor vehicle parts manufacturing				
	All establishments	9	c	D	D
	Establishments with 1 to 4 employees	5	X	X	X
	Establishments with 5 to 9 employees	2	X	X	X
	Establishments with 10 to 19 employees	1	X	X	X
	Establishments with 20 to 49 employees	—	X	X	X
	Establishments with 50 to 99 employees	1	X	X	X
	Establishments with 100 to 249 employees	—	X	X	X
	Establishments with 250 to 499 employees	—	X	X	X
	Establishments with 500 to 999 employees	—	X	X	X
	Establishments with 1,000 employees or more	—	X	X	X

See footnotes at end of table.

Table 5. Establishments, Employees, and Payroll by Industry and Employment Size of Establishments by County: 2004—Con.

[Excludes most government employees, railroad employees, and self-employed persons. Size class 1 to 4 employees includes establishments having payroll, but no employees, during mid-March pay period. For meaning of abbreviations and symbols, see introductory text. For explanation of terms, see Appendix A. For statement on reliability, see the note at the end of the table and Appendix C]

NAICS code	Geography, kind of business, and employment size class	Establishments (number)	Paid employees for pay period including March 12 (number)	First-quarter payroll (\$1,000)	Annual payroll (\$1,000)
	MIDDLESEX—Con.				
31-33	Manufacturing—Con.				
337	Furniture and related product manufacturing				
	All establishments	50	1 632	13 934	59 127
	Establishments with 1 to 4 employees	20	X	X	X
	Establishments with 5 to 9 employees	9	X	X	X
	Establishments with 10 to 19 employees	6	X	X	X
	Establishments with 20 to 49 employees	9	X	X	X
	Establishments with 50 to 99 employees	1	X	X	X
	Establishments with 100 to 249 employees	4	X	X	X
	Establishments with 250 to 499 employees	1	X	X	X
	Establishments with 500 to 999 employees	—	X	X	X
	Establishments with 1,000 employees or more	—	X	X	X
3371	Household and institutional furniture and kitchen cabinet manufacturing				
	All establishments	31	286	2 171	9 356
	Establishments with 1 to 4 employees	17	X	X	X
	Establishments with 5 to 9 employees	7	X	X	X
	Establishments with 10 to 19 employees	2	X	X	X
	Establishments with 20 to 49 employees	4	X	X	X
	Establishments with 50 to 99 employees	1	X	X	X
	Establishments with 100 to 249 employees	—	X	X	X
	Establishments with 250 to 499 employees	—	X	X	X
	Establishments with 500 to 999 employees	—	X	X	X
	Establishments with 1,000 employees or more	—	X	X	X
33711	Wood kitchen cabinet and countertop manufacturing				
	All establishments	15	173	1 287	5 314
	Establishments with 1 to 4 employees	8	X	X	X
	Establishments with 5 to 9 employees	3	X	X	X
	Establishments with 10 to 19 employees	1	X	X	X
	Establishments with 20 to 49 employees	2	X	X	X
	Establishments with 50 to 99 employees	1	X	X	X
	Establishments with 100 to 249 employees	—	X	X	X
	Establishments with 250 to 499 employees	—	X	X	X
	Establishments with 500 to 999 employees	—	X	X	X
	Establishments with 1,000 employees or more	—	X	X	X
337110	Wood kitchen cabinet and countertop manufacturing				
	All establishments	15	173	1 287	5 314
	Establishments with 1 to 4 employees	8	X	X	X
	Establishments with 5 to 9 employees	3	X	X	X
	Establishments with 10 to 19 employees	1	X	X	X
	Establishments with 20 to 49 employees	2	X	X	X
	Establishments with 50 to 99 employees	1	X	X	X
	Establishments with 100 to 249 employees	—	X	X	X
	Establishments with 250 to 499 employees	—	X	X	X
	Establishments with 500 to 999 employees	—	X	X	X
	Establishments with 1,000 employees or more	—	X	X	X
33712	Household and institutional furniture manufacturing				
	All establishments	16	113	884	4 042
	Establishments with 1 to 4 employees	9	X	X	X
	Establishments with 5 to 9 employees	4	X	X	X
	Establishments with 10 to 19 employees	1	X	X	X
	Establishments with 20 to 49 employees	2	X	X	X
	Establishments with 50 to 99 employees	—	X	X	X
	Establishments with 100 to 249 employees	—	X	X	X
	Establishments with 250 to 499 employees	—	X	X	X
	Establishments with 500 to 999 employees	—	X	X	X
	Establishments with 1,000 employees or more	—	X	X	X
3372	Office furniture (including fixtures) manufacturing				
	All establishments	11	502	6 456	28 911
	Establishments with 1 to 4 employees	2	X	X	X
	Establishments with 5 to 9 employees	—	X	X	X
	Establishments with 10 to 19 employees	3	X	X	X
	Establishments with 20 to 49 employees	4	X	X	X
	Establishments with 50 to 99 employees	—	X	X	X
	Establishments with 100 to 249 employees	2	X	X	X
	Establishments with 250 to 499 employees	—	X	X	X
	Establishments with 500 to 999 employees	—	X	X	X
	Establishments with 1,000 employees or more	—	X	X	X
33721	Office furniture (including fixtures) manufacturing				
	All establishments	11	502	6 456	28 911
	Establishments with 1 to 4 employees	2	X	X	X
	Establishments with 5 to 9 employees	—	X	X	X
	Establishments with 10 to 19 employees	3	X	X	X
	Establishments with 20 to 49 employees	4	X	X	X
	Establishments with 50 to 99 employees	—	X	X	X
	Establishments with 100 to 249 employees	2	X	X	X
	Establishments with 250 to 499 employees	—	X	X	X
	Establishments with 500 to 999 employees	—	X	X	X
	Establishments with 1,000 employees or more	—	X	X	X

See footnotes at end of table.

Table 5. Establishments, Employees, and Payroll by Industry and Employment Size of Establishments by County: 2004—Con.

[Excludes most government employees, railroad employees, and self-employed persons. Size class 1 to 4 employees includes establishments having payroll, but no employees, during mid-March pay period. For meaning of abbreviations and symbols, see introductory text. For explanation of terms, see Appendix A. For statement on reliability, see the note at the end of the table and Appendix C]

NAICS code	Geography, kind of business, and employment size class	Establishments (number)	Paid employees for pay period including March 12 (number)	First-quarter payroll (\$1,000)	Annual payroll (\$1,000)
MIDDLESEX—Con.					
31-33	Manufacturing—Con.				
337	Furniture and related product manufacturing—Con.				
3372	Office furniture (including fixtures) manufacturing—Con.				
33721	Office furniture (including fixtures) manufacturing—Con.				
337212	Custom architectural woodwork and millwork manufacturing				
	All establishments	6	e	D	D
	Establishments with 1 to 4 employees	—	X	X	X
	Establishments with 5 to 9 employees	—	X	X	X
	Establishments with 10 to 19 employees	2	X	X	X
	Establishments with 20 to 49 employees	3	X	X	X
	Establishments with 50 to 99 employees	—	X	X	X
	Establishments with 100 to 249 employees	1	X	X	X
	Establishments with 250 to 499 employees	—	X	X	X
	Establishments with 500 to 999 employees	—	X	X	X
	Establishments with 1,000 employees or more	—	X	X	X
337215	Showcase, partition, shelving, and locker manufacturing				
	All establishments	4	c	D	D
	Establishments with 1 to 4 employees	1	X	X	X
	Establishments with 5 to 9 employees	—	X	X	X
	Establishments with 10 to 19 employees	1	X	X	X
	Establishments with 20 to 49 employees	1	X	X	X
	Establishments with 50 to 99 employees	—	X	X	X
	Establishments with 100 to 249 employees	1	X	X	X
	Establishments with 250 to 499 employees	—	X	X	X
	Establishments with 500 to 999 employees	—	X	X	X
	Establishments with 1,000 employees or more	—	X	X	X
3379	Other furniture related product manufacturing				
	All establishments	8	844	5 307	20 860
	Establishments with 1 to 4 employees	1	X	X	X
	Establishments with 5 to 9 employees	2	X	X	X
	Establishments with 10 to 19 employees	1	X	X	X
	Establishments with 20 to 49 employees	1	X	X	X
	Establishments with 50 to 99 employees	—	X	X	X
	Establishments with 100 to 249 employees	2	X	X	X
	Establishments with 250 to 499 employees	1	X	X	X
	Establishments with 500 to 999 employees	—	X	X	X
	Establishments with 1,000 employees or more	—	X	X	X
33791	Mattress manufacturing				
	All establishments	3	c	D	D
	Establishments with 1 to 4 employees	—	X	X	X
	Establishments with 5 to 9 employees	1	X	X	X
	Establishments with 10 to 19 employees	1	X	X	X
	Establishments with 20 to 49 employees	—	X	X	X
	Establishments with 50 to 99 employees	—	X	X	X
	Establishments with 100 to 249 employees	1	X	X	X
	Establishments with 250 to 499 employees	—	X	X	X
	Establishments with 500 to 999 employees	—	X	X	X
	Establishments with 1,000 employees or more	—	X	X	X
337910	Mattress manufacturing				
	All establishments	3	c	D	D
	Establishments with 1 to 4 employees	—	X	X	X
	Establishments with 5 to 9 employees	1	X	X	X
	Establishments with 10 to 19 employees	1	X	X	X
	Establishments with 20 to 49 employees	—	X	X	X
	Establishments with 50 to 99 employees	—	X	X	X
	Establishments with 100 to 249 employees	1	X	X	X
	Establishments with 250 to 499 employees	—	X	X	X
	Establishments with 500 to 999 employees	—	X	X	X
	Establishments with 1,000 employees or more	—	X	X	X
33792	Blind and shade manufacturing				
	All establishments	5	f	D	D
	Establishments with 1 to 4 employees	1	X	X	X
	Establishments with 5 to 9 employees	1	X	X	X
	Establishments with 10 to 19 employees	—	X	X	X
	Establishments with 20 to 49 employees	1	X	X	X
	Establishments with 50 to 99 employees	—	X	X	X
	Establishments with 100 to 249 employees	1	X	X	X
	Establishments with 250 to 499 employees	1	X	X	X
	Establishments with 500 to 999 employees	—	X	X	X
	Establishments with 1,000 employees or more	—	X	X	X
337920	Blind and shade manufacturing				
	All establishments	5	f	D	D
	Establishments with 1 to 4 employees	1	X	X	X
	Establishments with 5 to 9 employees	1	X	X	X
	Establishments with 10 to 19 employees	—	X	X	X
	Establishments with 20 to 49 employees	1	X	X	X
	Establishments with 50 to 99 employees	—	X	X	X
	Establishments with 100 to 249 employees	1	X	X	X
	Establishments with 250 to 499 employees	1	X	X	X
	Establishments with 500 to 999 employees	—	X	X	X

See footnotes at end of table.

Table 5. Establishments, Employees, and Payroll by Industry and Employment Size of Establishments by County: 2004—Con.

[Excludes most government employees, railroad employees, and self-employed persons. Size class 1 to 4 employees includes establishments having payroll, but no employees, during mid-March pay period. For meaning of abbreviations and symbols, see introductory text. For explanation of terms, see Appendix A. For statement on reliability, see the note at the end of the table and Appendix C]

NAICS code	Geography, kind of business, and employment size class	Establishments (number)	Paid employees for pay period including March 12 (number)	First-quarter payroll (\$1,000)	Annual payroll (\$1,000)
	MIDDLESEX—Con.				
31-33	Manufacturing—Con.				
337	Furniture and related product manufacturing—Con.				
3379	Other furniture related product manufacturing—Con.				
33792	Blind and shade manufacturing—Con.				
337920	Blind and shade manufacturing—Con.				
	All establishments—Con.				
	Establishments with 1,000 employees or more	—	X	X	X
339	Miscellaneous manufacturing				
	All establishments	78	2 204	20 125	94 563
	Establishments with 1 to 4 employees	30	X	X	X
	Establishments with 5 to 9 employees	15	X	X	X
	Establishments with 10 to 19 employees	14	X	X	X
	Establishments with 20 to 49 employees	9	X	X	X
	Establishments with 50 to 99 employees	4	X	X	X
	Establishments with 100 to 249 employees	5	X	X	X
	Establishments with 250 to 499 employees	—	X	X	X
	Establishments with 500 to 999 employees	1	X	X	X
	Establishments with 1,000 employees or more	—	X	X	X
3391	Medical equipment and supplies manufacturing				
	All establishments	33	1 019	8 924	44 542
	Establishments with 1 to 4 employees	16	X	X	X
	Establishments with 5 to 9 employees	4	X	X	X
	Establishments with 10 to 19 employees	5	X	X	X
	Establishments with 20 to 49 employees	6	X	X	X
	Establishments with 50 to 99 employees	—	X	X	X
	Establishments with 100 to 249 employees	1	X	X	X
	Establishments with 250 to 499 employees	—	X	X	X
	Establishments with 500 to 999 employees	1	X	X	X
	Establishments with 1,000 employees or more	—	X	X	X
33911	Medical equipment and supplies manufacturing				
	All establishments	33	1 019	8 924	44 542
	Establishments with 1 to 4 employees	16	X	X	X
	Establishments with 5 to 9 employees	4	X	X	X
	Establishments with 10 to 19 employees	5	X	X	X
	Establishments with 20 to 49 employees	6	X	X	X
	Establishments with 50 to 99 employees	—	X	X	X
	Establishments with 100 to 249 employees	1	X	X	X
	Establishments with 250 to 499 employees	—	X	X	X
	Establishments with 500 to 999 employees	1	X	X	X
	Establishments with 1,000 employees or more	—	X	X	X
339112	Surgical and medical instrument manufacturing				
	All establishments	5	776	4 997	32 975
	Establishments with 1 to 4 employees	—	X	X	X
	Establishments with 5 to 9 employees	1	X	X	X
	Establishments with 10 to 19 employees	1	X	X	X
	Establishments with 20 to 49 employees	1	X	X	X
	Establishments with 50 to 99 employees	—	X	X	X
	Establishments with 100 to 249 employees	1	X	X	X
	Establishments with 250 to 499 employees	—	X	X	X
	Establishments with 500 to 999 employees	1	X	X	X
	Establishments with 1,000 employees or more	—	X	X	X
339116	Dental laboratories				
	All establishments	19	c	D	D
	Establishments with 1 to 4 employees	13	X	X	X
	Establishments with 5 to 9 employees	3	X	X	X
	Establishments with 10 to 19 employees	1	X	X	X
	Establishments with 20 to 49 employees	2	X	X	X
	Establishments with 50 to 99 employees	—	X	X	X
	Establishments with 100 to 249 employees	—	X	X	X
	Establishments with 250 to 499 employees	—	X	X	X
	Establishments with 500 to 999 employees	—	X	X	X
	Establishments with 1,000 employees or more	—	X	X	X
3399	Other miscellaneous manufacturing				
	All establishments	45	1 185	11 201	50 021
	Establishments with 1 to 4 employees	14	X	X	X
	Establishments with 5 to 9 employees	11	X	X	X
	Establishments with 10 to 19 employees	9	X	X	X
	Establishments with 20 to 49 employees	3	X	X	X
	Establishments with 50 to 99 employees	4	X	X	X
	Establishments with 100 to 249 employees	4	X	X	X
	Establishments with 250 to 499 employees	—	X	X	X
	Establishments with 500 to 999 employees	—	X	X	X
	Establishments with 1,000 employees or more	—	X	X	X

See footnotes at end of table.

Table 5. Establishments, Employees, and Payroll by Industry and Employment Size of Establishments by County: 2004—Con.

[Excludes most government employees, railroad employees, and self-employed persons. Size class 1 to 4 employees includes establishments having payroll, but no employees, during mid-March pay period. For meaning of abbreviations and symbols, see introductory text. For explanation of terms, see Appendix A. For statement on reliability, see the note at the end of the table and Appendix C]

NAICS code	Geography, kind of business, and employment size class	Establishments (number)	Paid employees for pay period including March 12 (number)	First-quarter payroll (\$1,000)	Annual payroll (\$1,000)
31-33	MIDDLESEX—Con.				
	Manufacturing—Con.				
339	Miscellaneous manufacturing—Con.				
3399	Other miscellaneous manufacturing—Con.				
33991	Jewelry and silverware manufacturing				
	All establishments	3	141	1 352	5 907
	Establishments with 1 to 4 employees	—	X	X	X
	Establishments with 5 to 9 employees	1	X	X	X
	Establishments with 10 to 19 employees	—	X	X	X
	Establishments with 20 to 49 employees	1	X	X	X
	Establishments with 50 to 99 employees	—	X	X	X
	Establishments with 100 to 249 employees	1	X	X	X
	Establishments with 250 to 499 employees	—	X	X	X
	Establishments with 500 to 999 employees	—	X	X	X
	Establishments with 1,000 employees or more	—	X	X	X
339911	Jewelry (except costume) manufacturing				
	All establishments	3	141	1 352	5 907
	Establishments with 1 to 4 employees	—	X	X	X
	Establishments with 5 to 9 employees	1	X	X	X
	Establishments with 10 to 19 employees	—	X	X	X
	Establishments with 20 to 49 employees	1	X	X	X
	Establishments with 50 to 99 employees	—	X	X	X
	Establishments with 100 to 249 employees	1	X	X	X
	Establishments with 250 to 499 employees	—	X	X	X
	Establishments with 500 to 999 employees	—	X	X	X
	Establishments with 1,000 employees or more	—	X	X	X
33993	Doll, toy, and game manufacturing				
	All establishments	4	c	D	D
	Establishments with 1 to 4 employees	—	X	X	X
	Establishments with 5 to 9 employees	2	X	X	X
	Establishments with 10 to 19 employees	1	X	X	X
	Establishments with 20 to 49 employees	—	X	X	X
	Establishments with 50 to 99 employees	—	X	X	X
	Establishments with 100 to 249 employees	1	X	X	X
	Establishments with 250 to 499 employees	—	X	X	X
	Establishments with 500 to 999 employees	—	X	X	X
	Establishments with 1,000 employees or more	—	X	X	X
339932	Game, toy, and children's vehicle manufacturing				
	All establishments	3	c	D	D
	Establishments with 1 to 4 employees	—	X	X	X
	Establishments with 5 to 9 employees	2	X	X	X
	Establishments with 10 to 19 employees	—	X	X	X
	Establishments with 20 to 49 employees	—	X	X	X
	Establishments with 50 to 99 employees	—	X	X	X
	Establishments with 100 to 249 employees	1	X	X	X
	Establishments with 250 to 499 employees	—	X	X	X
	Establishments with 500 to 999 employees	—	X	X	X
	Establishments with 1,000 employees or more	—	X	X	X
33994	Office supplies (except paper) manufacturing				
	All establishments	4	c	D	D
	Establishments with 1 to 4 employees	2	X	X	X
	Establishments with 5 to 9 employees	1	X	X	X
	Establishments with 10 to 19 employees	—	X	X	X
	Establishments with 20 to 49 employees	—	X	X	X
	Establishments with 50 to 99 employees	—	X	X	X
	Establishments with 100 to 249 employees	1	X	X	X
	Establishments with 250 to 499 employees	—	X	X	X
	Establishments with 500 to 999 employees	—	X	X	X
	Establishments with 1,000 employees or more	—	X	X	X
339943	Marking device manufacturing				
	All establishments	3	c	D	D
	Establishments with 1 to 4 employees	1	X	X	X
	Establishments with 5 to 9 employees	1	X	X	X
	Establishments with 10 to 19 employees	—	X	X	X
	Establishments with 20 to 49 employees	—	X	X	X
	Establishments with 50 to 99 employees	—	X	X	X
	Establishments with 100 to 249 employees	1	X	X	X
	Establishments with 250 to 499 employees	—	X	X	X
	Establishments with 500 to 999 employees	—	X	X	X
	Establishments with 1,000 employees or more	—	X	X	X
33995	Sign manufacturing				
	All establishments	11	265	3 628	18 301
	Establishments with 1 to 4 employees	5	X	X	X
	Establishments with 5 to 9 employees	2	X	X	X
	Establishments with 10 to 19 employees	2	X	X	X
	Establishments with 20 to 49 employees	—	X	X	X
	Establishments with 50 to 99 employees	1	X	X	X
	Establishments with 100 to 249 employees	1	X	X	X
	Establishments with 250 to 499 employees	—	X	X	X
	Establishments with 500 to 999 employees	—	X	X	X
	Establishments with 1,000 employees or more	—	X	X	X

See footnotes at end of table.

Table 5. Establishments, Employees, and Payroll by Industry and Employment Size of Establishments by County: 2004—Con.

[Excludes most government employees, railroad employees, and self-employed persons. Size class 1 to 4 employees includes establishments having payroll, but no employees, during mid-March pay period. For meaning of abbreviations and symbols, see introductory text. For explanation of terms, see Appendix A. For statement on reliability, see the note at the end of the table and Appendix C]

NAICS code	Geography, kind of business, and employment size class	Establishments (number)	Paid employees for pay period including March 12 (number)	First-quarter payroll (\$1,000)	Annual payroll (\$1,000)
	MIDDLESEX—Con.				
31-33	Manufacturing—Con.				
339	Miscellaneous manufacturing—Con.				
3399	Other miscellaneous manufacturing—Con.				
33995	Sign manufacturing—Con.				
339950	Sign manufacturing				
	All establishments	11	265	3 628	18 301
	Establishments with 1 to 4 employees	5	X	X	X
	Establishments with 5 to 9 employees	2	X	X	X
	Establishments with 10 to 19 employees	2	X	X	X
	Establishments with 20 to 49 employees	—	X	X	X
	Establishments with 50 to 99 employees	1	X	X	X
	Establishments with 100 to 249 employees	1	X	X	X
	Establishments with 250 to 499 employees	—	X	X	X
	Establishments with 500 to 999 employees	—	X	X	X
	Establishments with 1,000 employees or more	—	X	X	X
33999	All other miscellaneous manufacturing				
	All establishments	18	351	2 582	11 069
	Establishments with 1 to 4 employees	5	X	X	X
	Establishments with 5 to 9 employees	4	X	X	X
	Establishments with 10 to 19 employees	4	X	X	X
	Establishments with 20 to 49 employees	2	X	X	X
	Establishments with 50 to 99 employees	3	X	X	X
	Establishments with 100 to 249 employees	—	X	X	X
	Establishments with 250 to 499 employees	—	X	X	X
	Establishments with 500 to 999 employees	—	X	X	X
	Establishments with 1,000 employees or more	—	X	X	X
339999	All other miscellaneous manufacturing				
	All establishments	12	232	1 842	7 349
	Establishments with 1 to 4 employees	4	X	X	X
	Establishments with 5 to 9 employees	2	X	X	X
	Establishments with 10 to 19 employees	2	X	X	X
	Establishments with 20 to 49 employees	2	X	X	X
	Establishments with 50 to 99 employees	2	X	X	X
	Establishments with 100 to 249 employees	—	X	X	X
	Establishments with 250 to 499 employees	—	X	X	X
	Establishments with 500 to 999 employees	—	X	X	X
	Establishments with 1,000 employees or more	—	X	X	X
42	Wholesale trade				
	All establishments	1 828	41 722	641 900	2 706 693
	Establishments with 1 to 4 employees	905	X	X	X
	Establishments with 5 to 9 employees	301	X	X	X
	Establishments with 10 to 19 employees	255	X	X	X
	Establishments with 20 to 49 employees	218	X	X	X
	Establishments with 50 to 99 employees	96	X	X	X
	Establishments with 100 to 249 employees	37	X	X	X
	Establishments with 250 to 499 employees	10	X	X	X
	Establishments with 500 to 999 employees	3	X	X	X
	Establishments with 1,000 employees or more	3	X	X	X
423	Durable goods merchant wholesalers				
	All establishments	1 018	20 067	295 705	1 275 487
	Establishments with 1 to 4 employees	461	X	X	X
	Establishments with 5 to 9 employees	183	X	X	X
	Establishments with 10 to 19 employees	164	X	X	X
	Establishments with 20 to 49 employees	141	X	X	X
	Establishments with 50 to 99 employees	44	X	X	X
	Establishments with 100 to 249 employees	18	X	X	X
	Establishments with 250 to 499 employees	4	X	X	X
	Establishments with 500 to 999 employees	2	X	X	X
	Establishments with 1,000 employees or more	1	X	X	X
4231	Motor vehicle and motor vehicle parts and supplies merchant wholesalers				
	All establishments	88	1 598	19 296	83 106
	Establishments with 1 to 4 employees	33	X	X	X
	Establishments with 5 to 9 employees	12	X	X	X
	Establishments with 10 to 19 employees	18	X	X	X
	Establishments with 20 to 49 employees	16	X	X	X
	Establishments with 50 to 99 employees	8	X	X	X
	Establishments with 100 to 249 employees	1	X	X	X
	Establishments with 250 to 499 employees	—	X	X	X
	Establishments with 500 to 999 employees	—	X	X	X
	Establishments with 1,000 employees or more	—	X	X	X
42311	Automobile and other motor vehicle merchant wholesalers				
	All establishments	22	428	6 945	32 900
	Establishments with 1 to 4 employees	6	X	X	X
	Establishments with 5 to 9 employees	2	X	X	X
	Establishments with 10 to 19 employees	6	X	X	X
	Establishments with 20 to 49 employees	7	X	X	X
	Establishments with 50 to 99 employees	1	X	X	X
	Establishments with 100 to 249 employees	—	X	X	X
	Establishments with 250 to 499 employees	—	X	X	X
	Establishments with 500 to 999 employees	—	X	X	X

See footnotes at end of table.

Table 5. Establishments, Employees, and Payroll by Industry and Employment Size of Establishments by County: 2004—Con.

[Excludes most government employees, railroad employees, and self-employed persons. Size class 1 to 4 employees includes establishments having payroll, but no employees, during mid-March pay period. For meaning of abbreviations and symbols, see introductory text. For explanation of terms, see Appendix A. For statement on reliability, see the note at the end of the table and Appendix C]

NAICS code	Geography, kind of business, and employment size class	Establishments (number)	Paid employees for pay period including March 12 (number)	First-quarter payroll (\$1,000)	Annual payroll (\$1,000)
	MIDDLESEX—Con.				
42	Wholesale trade—Con.				
423	Durable goods merchant wholesalers—Con.				
4231	Motor vehicle and motor vehicle parts and supplies merchant wholesalers—Con.				
42311	Automobile and other motor vehicle merchant wholesalers—Con.				
	All establishments—Con.				
	Establishments with 1,000 employees or more	—	X	X	X
423110	Automobile and other motor vehicle merchant wholesalers				
	All establishments	22	428	6 945	32 900
	Establishments with 1 to 4 employees	6	X	X	X
	Establishments with 5 to 9 employees	2	X	X	X
	Establishments with 10 to 19 employees	6	X	X	X
	Establishments with 20 to 49 employees	7	X	X	X
	Establishments with 50 to 99 employees	1	X	X	X
	Establishments with 100 to 249 employees	—	X	X	X
	Establishments with 250 to 499 employees	—	X	X	X
	Establishments with 500 to 999 employees	—	X	X	X
	Establishments with 1,000 employees or more	—	X	X	X
42312	Motor vehicle supplies and new parts merchant wholesalers				
	All establishments	54	961	10 420	41 749
	Establishments with 1 to 4 employees	23	X	X	X
	Establishments with 5 to 9 employees	10	X	X	X
	Establishments with 10 to 19 employees	9	X	X	X
	Establishments with 20 to 49 employees	5	X	X	X
	Establishments with 50 to 99 employees	6	X	X	X
	Establishments with 100 to 249 employees	1	X	X	X
	Establishments with 250 to 499 employees	—	X	X	X
	Establishments with 500 to 999 employees	—	X	X	X
	Establishments with 1,000 employees or more	—	X	X	X
423120	Motor vehicle supplies and new parts merchant wholesalers				
	All establishments	54	961	10 420	41 749
	Establishments with 1 to 4 employees	23	X	X	X
	Establishments with 5 to 9 employees	10	X	X	X
	Establishments with 10 to 19 employees	9	X	X	X
	Establishments with 20 to 49 employees	5	X	X	X
	Establishments with 50 to 99 employees	6	X	X	X
	Establishments with 100 to 249 employees	1	X	X	X
	Establishments with 250 to 499 employees	—	X	X	X
	Establishments with 500 to 999 employees	—	X	X	X
	Establishments with 1,000 employees or more	—	X	X	X
42313	Tire and tube merchant wholesalers				
	All establishments	9	163	1 531	6 773
	Establishments with 1 to 4 employees	3	X	X	X
	Establishments with 5 to 9 employees	—	X	X	X
	Establishments with 10 to 19 employees	3	X	X	X
	Establishments with 20 to 49 employees	2	X	X	X
	Establishments with 50 to 99 employees	1	X	X	X
	Establishments with 100 to 249 employees	—	X	X	X
	Establishments with 250 to 499 employees	—	X	X	X
	Establishments with 500 to 999 employees	—	X	X	X
	Establishments with 1,000 employees or more	—	X	X	X
423130	Tire and tube merchant wholesalers				
	All establishments	9	163	1 531	6 773
	Establishments with 1 to 4 employees	3	X	X	X
	Establishments with 5 to 9 employees	—	X	X	X
	Establishments with 10 to 19 employees	3	X	X	X
	Establishments with 20 to 49 employees	2	X	X	X
	Establishments with 50 to 99 employees	1	X	X	X
	Establishments with 100 to 249 employees	—	X	X	X
	Establishments with 250 to 499 employees	—	X	X	X
	Establishments with 500 to 999 employees	—	X	X	X
	Establishments with 1,000 employees or more	—	X	X	X
4232	Furniture and home furnishing merchant wholesalers				
	All establishments	74	1 430	17 487	93 514
	Establishments with 1 to 4 employees	33	X	X	X
	Establishments with 5 to 9 employees	11	X	X	X
	Establishments with 10 to 19 employees	14	X	X	X
	Establishments with 20 to 49 employees	10	X	X	X
	Establishments with 50 to 99 employees	1	X	X	X
	Establishments with 100 to 249 employees	5	X	X	X
	Establishments with 250 to 499 employees	—	X	X	X
	Establishments with 500 to 999 employees	—	X	X	X
	Establishments with 1,000 employees or more	—	X	X	X

See footnotes at end of table.

Table 5. Establishments, Employees, and Payroll by Industry and Employment Size of Establishments by County: 2004—Con.

[Excludes most government employees, railroad employees, and self-employed persons. Size class 1 to 4 employees includes establishments having payroll, but no employees, during mid-March pay period. For meaning of abbreviations and symbols, see introductory text. For explanation of terms, see Appendix A. For statement on reliability, see the note at the end of the table and Appendix C]

NAICS code	Geography, kind of business, and employment size class	Establishments (number)	Paid employees for pay period including March 12 (number)	First-quarter payroll (\$1,000)	Annual payroll (\$1,000)
42	MIDDLESEX—Con.				
	Wholesale trade—Con.				
423	Durable goods merchant wholesalers—Con.				
4232	Furniture and home furnishing merchant wholesalers—Con.				
42321	Furniture merchant wholesalers				
	All establishments	22	183	1 978	8 209
	Establishments with 1 to 4 employees	10	X	X	X
	Establishments with 5 to 9 employees	3	X	X	X
	Establishments with 10 to 19 employees	6	X	X	X
	Establishments with 20 to 49 employees	3	X	X	X
	Establishments with 50 to 99 employees	—	X	X	X
	Establishments with 100 to 249 employees	—	X	X	X
	Establishments with 250 to 499 employees	—	X	X	X
	Establishments with 500 to 999 employees	—	X	X	X
	Establishments with 1,000 employees or more	—	X	X	X
423210	Furniture merchant wholesalers				
	All establishments	22	183	1 978	8 209
	Establishments with 1 to 4 employees	10	X	X	X
	Establishments with 5 to 9 employees	3	X	X	X
	Establishments with 10 to 19 employees	6	X	X	X
	Establishments with 20 to 49 employees	3	X	X	X
	Establishments with 50 to 99 employees	—	X	X	X
	Establishments with 100 to 249 employees	—	X	X	X
	Establishments with 250 to 499 employees	—	X	X	X
	Establishments with 500 to 999 employees	—	X	X	X
	Establishments with 1,000 employees or more	—	X	X	X
42322	Home furnishing merchant wholesalers				
	All establishments	52	1 247	15 509	85 305
	Establishments with 1 to 4 employees	23	X	X	X
	Establishments with 5 to 9 employees	8	X	X	X
	Establishments with 10 to 19 employees	8	X	X	X
	Establishments with 20 to 49 employees	7	X	X	X
	Establishments with 50 to 99 employees	1	X	X	X
	Establishments with 100 to 249 employees	5	X	X	X
	Establishments with 250 to 499 employees	—	X	X	X
	Establishments with 500 to 999 employees	—	X	X	X
	Establishments with 1,000 employees or more	—	X	X	X
423220	Home furnishing merchant wholesalers				
	All establishments	52	1 247	15 509	85 305
	Establishments with 1 to 4 employees	23	X	X	X
	Establishments with 5 to 9 employees	8	X	X	X
	Establishments with 10 to 19 employees	8	X	X	X
	Establishments with 20 to 49 employees	7	X	X	X
	Establishments with 50 to 99 employees	1	X	X	X
	Establishments with 100 to 249 employees	5	X	X	X
	Establishments with 250 to 499 employees	—	X	X	X
	Establishments with 500 to 999 employees	—	X	X	X
	Establishments with 1,000 employees or more	—	X	X	X
4233	Lumber and other construction materials merchant wholesalers				
	All establishments	60	754	8 779	38 796
	Establishments with 1 to 4 employees	24	X	X	X
	Establishments with 5 to 9 employees	9	X	X	X
	Establishments with 10 to 19 employees	15	X	X	X
	Establishments with 20 to 49 employees	9	X	X	X
	Establishments with 50 to 99 employees	3	X	X	X
	Establishments with 100 to 249 employees	—	X	X	X
	Establishments with 250 to 499 employees	—	X	X	X
	Establishments with 500 to 999 employees	—	X	X	X
	Establishments with 1,000 employees or more	—	X	X	X
42331	Lumber, plywood, millwork, and wood panel merchant wholesalers				
	All establishments	31	434	5 098	21 813
	Establishments with 1 to 4 employees	12	X	X	X
	Establishments with 5 to 9 employees	4	X	X	X
	Establishments with 10 to 19 employees	9	X	X	X
	Establishments with 20 to 49 employees	3	X	X	X
	Establishments with 50 to 99 employees	3	X	X	X
	Establishments with 100 to 249 employees	—	X	X	X
	Establishments with 250 to 499 employees	—	X	X	X
	Establishments with 500 to 999 employees	—	X	X	X
	Establishments with 1,000 employees or more	—	X	X	X
423310	Lumber, plywood, millwork, and wood panel merchant wholesalers				
	All establishments	31	434	5 098	21 813
	Establishments with 1 to 4 employees	12	X	X	X
	Establishments with 5 to 9 employees	4	X	X	X
	Establishments with 10 to 19 employees	9	X	X	X
	Establishments with 20 to 49 employees	3	X	X	X
	Establishments with 50 to 99 employees	3	X	X	X
	Establishments with 100 to 249 employees	—	X	X	X
	Establishments with 250 to 499 employees	—	X	X	X
	Establishments with 500 to 999 employees	—	X	X	X
	Establishments with 1,000 employees or more	—	X	X	X

See footnotes at end of table.

Table 5. Establishments, Employees, and Payroll by Industry and Employment Size of Establishments by County: 2004—Con.

[Excludes most government employees, railroad employees, and self-employed persons. Size class 1 to 4 employees includes establishments having payroll, but no employees, during mid-March pay period. For meaning of abbreviations and symbols, see introductory text. For explanation of terms, see Appendix A. For statement on reliability, see the note at the end of the table and Appendix C]

NAICS code	Geography, kind of business, and employment size class	Establishments (number)	Paid employees for pay period including March 12 (number)	First-quarter payroll (\$1,000)	Annual payroll (\$1,000)
	MIDDLESEX—Con.				
42	Wholesale trade—Con.				
423	Durable goods merchant wholesalers—Con.				
4233	Lumber and other construction materials merchant wholesalers—Con.				
42332	Brick, stone, and related construction material merchant wholesalers				
	All establishments	14	126	1 840	8 672
	Establishments with 1 to 4 employees	7	X	X	X
	Establishments with 5 to 9 employees	2	X	X	X
	Establishments with 10 to 19 employees	3	X	X	X
	Establishments with 20 to 49 employees	2	X	X	X
	Establishments with 50 to 99 employees	—	X	X	X
	Establishments with 100 to 249 employees	—	X	X	X
	Establishments with 250 to 499 employees	—	X	X	X
	Establishments with 500 to 999 employees	—	X	X	X
	Establishments with 1,000 employees or more	—	X	X	X
423320	Brick, stone, and related construction material merchant wholesalers				
	All establishments	14	126	1 840	8 672
	Establishments with 1 to 4 employees	7	X	X	X
	Establishments with 5 to 9 employees	2	X	X	X
	Establishments with 10 to 19 employees	3	X	X	X
	Establishments with 20 to 49 employees	2	X	X	X
	Establishments with 50 to 99 employees	—	X	X	X
	Establishments with 100 to 249 employees	—	X	X	X
	Establishments with 250 to 499 employees	—	X	X	X
	Establishments with 500 to 999 employees	—	X	X	X
	Establishments with 1,000 employees or more	—	X	X	X
42333	Roofing, siding, and insulation material merchant wholesalers				
	All establishments	10	173	1 764	8 045
	Establishments with 1 to 4 employees	2	X	X	X
	Establishments with 5 to 9 employees	2	X	X	X
	Establishments with 10 to 19 employees	2	X	X	X
	Establishments with 20 to 49 employees	4	X	X	X
	Establishments with 50 to 99 employees	—	X	X	X
	Establishments with 100 to 249 employees	—	X	X	X
	Establishments with 250 to 499 employees	—	X	X	X
	Establishments with 500 to 999 employees	—	X	X	X
	Establishments with 1,000 employees or more	—	X	X	X
423330	Roofing, siding, and insulation material merchant wholesalers				
	All establishments	10	173	1 764	8 045
	Establishments with 1 to 4 employees	2	X	X	X
	Establishments with 5 to 9 employees	2	X	X	X
	Establishments with 10 to 19 employees	2	X	X	X
	Establishments with 20 to 49 employees	4	X	X	X
	Establishments with 50 to 99 employees	—	X	X	X
	Establishments with 100 to 249 employees	—	X	X	X
	Establishments with 250 to 499 employees	—	X	X	X
	Establishments with 500 to 999 employees	—	X	X	X
	Establishments with 1,000 employees or more	—	X	X	X
4234	Professional and commercial equipment and supplies merchant wholesalers				
	All establishments	189	7 382	126 939	551 198
	Establishments with 1 to 4 employees	83	X	X	X
	Establishments with 5 to 9 employees	37	X	X	X
	Establishments with 10 to 19 employees	26	X	X	X
	Establishments with 20 to 49 employees	26	X	X	X
	Establishments with 50 to 99 employees	8	X	X	X
	Establishments with 100 to 249 employees	5	X	X	X
	Establishments with 250 to 499 employees	2	X	X	X
	Establishments with 500 to 999 employees	1	X	X	X
	Establishments with 1,000 employees or more	1	X	X	X
42341	Photographic equipment and supplies merchant wholesalers				
	All establishments	7	442	6 808	40 424
	Establishments with 1 to 4 employees	3	X	X	X
	Establishments with 5 to 9 employees	1	X	X	X
	Establishments with 10 to 19 employees	—	X	X	X
	Establishments with 20 to 49 employees	1	X	X	X
	Establishments with 50 to 99 employees	—	X	X	X
	Establishments with 100 to 249 employees	1	X	X	X
	Establishments with 250 to 499 employees	1	X	X	X
	Establishments with 500 to 999 employees	—	X	X	X
	Establishments with 1,000 employees or more	—	X	X	X
423410	Photographic equipment and supplies merchant wholesalers				
	All establishments	7	442	6 808	40 424
	Establishments with 1 to 4 employees	3	X	X	X
	Establishments with 5 to 9 employees	1	X	X	X
	Establishments with 10 to 19 employees	—	X	X	X
	Establishments with 20 to 49 employees	1	X	X	X
	Establishments with 50 to 99 employees	—	X	X	X
	Establishments with 100 to 249 employees	1	X	X	X
	Establishments with 250 to 499 employees	1	X	X	X
	Establishments with 500 to 999 employees	—	X	X	X
	Establishments with 1,000 employees or more	—	X	X	X

See footnotes at end of table.

Table 5. Establishments, Employees, and Payroll by Industry and Employment Size of Establishments by County: 2004—Con.

[Excludes most government employees, railroad employees, and self-employed persons. Size class 1 to 4 employees includes establishments having payroll, but no employees, during mid-March pay period. For meaning of abbreviations and symbols, see introductory text. For explanation of terms, see Appendix A. For statement on reliability, see the note at the end of the table and Appendix C]

NAICS code	Geography, kind of business, and employment size class	Establishments (number)	Paid employees for pay period including March 12 (number)	First-quarter payroll (\$1,000)	Annual payroll (\$1,000)
	MIDDLESEX—Con.				
42	Wholesale trade—Con.				
423	Durable goods merchant wholesalers—Con.				
4234	Professional and commercial equipment and supplies merchant wholesalers—Con.				
42342	Office equipment merchant wholesalers				
	All establishments	21	756	8 769	41 641
	Establishments with 1 to 4 employees	6	X	X	X
	Establishments with 5 to 9 employees	5	X	X	X
	Establishments with 10 to 19 employees	1	X	X	X
	Establishments with 20 to 49 employees	6	X	X	X
	Establishments with 50 to 99 employees	2	X	X	X
	Establishments with 100 to 249 employees	—	X	X	X
	Establishments with 250 to 499 employees	1	X	X	X
	Establishments with 500 to 999 employees	—	X	X	X
	Establishments with 1,000 employees or more	—	X	X	X
423420	Office equipment merchant wholesalers				
	All establishments	21	756	8 769	41 641
	Establishments with 1 to 4 employees	6	X	X	X
	Establishments with 5 to 9 employees	5	X	X	X
	Establishments with 10 to 19 employees	1	X	X	X
	Establishments with 20 to 49 employees	6	X	X	X
	Establishments with 50 to 99 employees	2	X	X	X
	Establishments with 100 to 249 employees	—	X	X	X
	Establishments with 250 to 499 employees	1	X	X	X
	Establishments with 500 to 999 employees	—	X	X	X
	Establishments with 1,000 employees or more	—	X	X	X
42343	Computer and computer peripheral equipment and software merchant wholesalers				
	All establishments	80	4 346	81 435	323 864
	Establishments with 1 to 4 employees	33	X	X	X
	Establishments with 5 to 9 employees	18	X	X	X
	Establishments with 10 to 19 employees	14	X	X	X
	Establishments with 20 to 49 employees	8	X	X	X
	Establishments with 50 to 99 employees	5	X	X	X
	Establishments with 100 to 249 employees	1	X	X	X
	Establishments with 250 to 499 employees	—	X	X	X
	Establishments with 500 to 999 employees	—	X	X	X
	Establishments with 1,000 employees or more	1	X	X	X
423430	Computer and computer peripheral equipment and software merchant wholesalers				
	All establishments	80	4 346	81 435	323 864
	Establishments with 1 to 4 employees	33	X	X	X
	Establishments with 5 to 9 employees	18	X	X	X
	Establishments with 10 to 19 employees	14	X	X	X
	Establishments with 20 to 49 employees	8	X	X	X
	Establishments with 50 to 99 employees	5	X	X	X
	Establishments with 100 to 249 employees	1	X	X	X
	Establishments with 250 to 499 employees	—	X	X	X
	Establishments with 500 to 999 employees	—	X	X	X
	Establishments with 1,000 employees or more	1	X	X	X
42344	Other commercial equipment merchant wholesalers				
	All establishments	18	c	D	D
	Establishments with 1 to 4 employees	9	X	X	X
	Establishments with 5 to 9 employees	1	X	X	X
	Establishments with 10 to 19 employees	4	X	X	X
	Establishments with 20 to 49 employees	4	X	X	X
	Establishments with 50 to 99 employees	—	X	X	X
	Establishments with 100 to 249 employees	—	X	X	X
	Establishments with 250 to 499 employees	—	X	X	X
	Establishments with 500 to 999 employees	—	X	X	X
	Establishments with 1,000 employees or more	—	X	X	X
423440	Other commercial equipment merchant wholesalers				
	All establishments	18	c	D	D
	Establishments with 1 to 4 employees	9	X	X	X
	Establishments with 5 to 9 employees	1	X	X	X
	Establishments with 10 to 19 employees	4	X	X	X
	Establishments with 20 to 49 employees	4	X	X	X
	Establishments with 50 to 99 employees	—	X	X	X
	Establishments with 100 to 249 employees	—	X	X	X
	Establishments with 250 to 499 employees	—	X	X	X
	Establishments with 500 to 999 employees	—	X	X	X
	Establishments with 1,000 employees or more	—	X	X	X
42345	Medical, dental, and hospital equipment and supplies merchant wholesalers				

See footnotes at end of table.

Table 5. Establishments, Employees, and Payroll by Industry and Employment Size of Establishments by County: 2004—Con.

[Excludes most government employees, railroad employees, and self-employed persons. Size class 1 to 4 employees includes establishments having payroll, but no employees, during mid-March pay period. For meaning of abbreviations and symbols, see introductory text. For explanation of terms, see Appendix A. For statement on reliability, see the note at the end of the table and Appendix C]

NAICS code	Geography, kind of business, and employment size class	Establishments (number)	Paid employees for pay period including March 12 (number)	First-quarter payroll (\$1,000)	Annual payroll (\$1,000)
	MIDDLESEX—Con.				
42	Wholesale trade—Con.				
423	Durable goods merchant wholesalers—Con.				
4234	Professional and commercial equipment and supplies merchant wholesalers—Con.				
42345	Medical, dental, and hospital equipment and supplies merchant wholesalers—Con.				
	All establishments	36	713	10 646	64 002
	Establishments with 1 to 4 employees	20	X	X	X
	Establishments with 5 to 9 employees	6	X	X	X
	Establishments with 10 to 19 employees	4	X	X	X
	Establishments with 20 to 49 employees	3	X	X	X
	Establishments with 50 to 99 employees	—	X	X	X
	Establishments with 100 to 249 employees	3	X	X	X
	Establishments with 250 to 499 employees	—	X	X	X
	Establishments with 500 to 999 employees	—	X	X	X
	Establishments with 1,000 employees or more	—	X	X	X
423450	Medical, dental, and hospital equipment and supplies merchant wholesalers				
	All establishments	36	713	10 646	64 002
	Establishments with 1 to 4 employees	20	X	X	X
	Establishments with 5 to 9 employees	6	X	X	X
	Establishments with 10 to 19 employees	4	X	X	X
	Establishments with 20 to 49 employees	3	X	X	X
	Establishments with 50 to 99 employees	—	X	X	X
	Establishments with 100 to 249 employees	3	X	X	X
	Establishments with 250 to 499 employees	—	X	X	X
	Establishments with 500 to 999 employees	—	X	X	X
	Establishments with 1,000 employees or more	—	X	X	X
42349	Other professional equipment and supplies merchant wholesalers				
	All establishments	23	900	16 188	68 514
	Establishments with 1 to 4 employees	9	X	X	X
	Establishments with 5 to 9 employees	6	X	X	X
	Establishments with 10 to 19 employees	2	X	X	X
	Establishments with 20 to 49 employees	4	X	X	X
	Establishments with 50 to 99 employees	1	X	X	X
	Establishments with 100 to 249 employees	—	X	X	X
	Establishments with 250 to 499 employees	—	X	X	X
	Establishments with 500 to 999 employees	1	X	X	X
	Establishments with 1,000 employees or more	—	X	X	X
423490	Other professional equipment and supplies merchant wholesalers				
	All establishments	23	900	16 188	68 514
	Establishments with 1 to 4 employees	9	X	X	X
	Establishments with 5 to 9 employees	6	X	X	X
	Establishments with 10 to 19 employees	2	X	X	X
	Establishments with 20 to 49 employees	4	X	X	X
	Establishments with 50 to 99 employees	1	X	X	X
	Establishments with 100 to 249 employees	—	X	X	X
	Establishments with 250 to 499 employees	—	X	X	X
	Establishments with 500 to 999 employees	1	X	X	X
	Establishments with 1,000 employees or more	—	X	X	X
4235	Metal and mineral (except petroleum) merchant wholesalers				
	All establishments	44	607	8 122	40 041
	Establishments with 1 to 4 employees	14	X	X	X
	Establishments with 5 to 9 employees	9	X	X	X
	Establishments with 10 to 19 employees	9	X	X	X
	Establishments with 20 to 49 employees	11	X	X	X
	Establishments with 50 to 99 employees	1	X	X	X
	Establishments with 100 to 249 employees	—	X	X	X
	Establishments with 250 to 499 employees	—	X	X	X
	Establishments with 500 to 999 employees	—	X	X	X
	Establishments with 1,000 employees or more	—	X	X	X
42351	Metal service centers and other metal merchant wholesalers				
	All establishments	43	f	D	D
	Establishments with 1 to 4 employees	13	X	X	X
	Establishments with 5 to 9 employees	9	X	X	X
	Establishments with 10 to 19 employees	9	X	X	X
	Establishments with 20 to 49 employees	11	X	X	X
	Establishments with 50 to 99 employees	1	X	X	X
	Establishments with 100 to 249 employees	—	X	X	X
	Establishments with 250 to 499 employees	—	X	X	X
	Establishments with 500 to 999 employees	—	X	X	X
	Establishments with 1,000 employees or more	—	X	X	X
423510	Metal service centers and other metal merchant wholesalers				
	All establishments	43	f	D	D
	Establishments with 1 to 4 employees	13	X	X	X
	Establishments with 5 to 9 employees	9	X	X	X
	Establishments with 10 to 19 employees	9	X	X	X
	Establishments with 20 to 49 employees	11	X	X	X
	Establishments with 50 to 99 employees	1	X	X	X
	Establishments with 100 to 249 employees	—	X	X	X
	Establishments with 250 to 499 employees	—	X	X	X

See footnotes at end of table.

Table 5. Establishments, Employees, and Payroll by Industry and Employment Size of Establishments by County: 2004—Con.

[Excludes most government employees, railroad employees, and self-employed persons. Size class 1 to 4 employees includes establishments having payroll, but no employees, during mid-March pay period. For meaning of abbreviations and symbols, see introductory text. For explanation of terms, see Appendix A. For statement on reliability, see the note at the end of the table and Appendix C]

NAICS code	Geography, kind of business, and employment size class	Establishments (number)	Paid employees for pay period including March 12 (number)	First-quarter payroll (\$1,000)	Annual payroll (\$1,000)
42	MIDDLESEX—Con.				
	Wholesale trade—Con.				
423	Durable goods merchant wholesalers—Con.				
4235	Metal and mineral (except petroleum) merchant wholesalers—Con.				
42351	Metal service centers and other metal merchant wholesalers—Con.				
423510	Metal service centers and other metal merchant wholesalers—Con.				
	All establishments—Con.				
	Establishments with 500 to 999 employees	—	X	X	X
	Establishments with 1,000 employees or more	—	X	X	X
4236	Electrical and electronic goods merchant wholesalers				
	All establishments	137	2 542	44 878	173 397
	Establishments with 1 to 4 employees	48	X	X	X
	Establishments with 5 to 9 employees	26	X	X	X
	Establishments with 10 to 19 employees	29	X	X	X
	Establishments with 20 to 49 employees	24	X	X	X
	Establishments with 50 to 99 employees	6	X	X	X
	Establishments with 100 to 249 employees	4	X	X	X
	Establishments with 250 to 499 employees	—	X	X	X
	Establishments with 500 to 999 employees	—	X	X	X
	Establishments with 1,000 employees or more	—	X	X	X
42361	Electrical apparatus and equipment, wiring supplies, and related equipment merchant wholesalers				
	All establishments	58	716	10 527	44 332
	Establishments with 1 to 4 employees	21	X	X	X
	Establishments with 5 to 9 employees	10	X	X	X
	Establishments with 10 to 19 employees	17	X	X	X
	Establishments with 20 to 49 employees	8	X	X	X
	Establishments with 50 to 99 employees	2	X	X	X
	Establishments with 100 to 249 employees	—	X	X	X
	Establishments with 250 to 499 employees	—	X	X	X
	Establishments with 500 to 999 employees	—	X	X	X
	Establishments with 1,000 employees or more	—	X	X	X
423610	Electrical apparatus and equipment, wiring supplies, and related equipment merchant wholesalers				
	All establishments	58	716	10 527	44 332
	Establishments with 1 to 4 employees	21	X	X	X
	Establishments with 5 to 9 employees	10	X	X	X
	Establishments with 10 to 19 employees	17	X	X	X
	Establishments with 20 to 49 employees	8	X	X	X
	Establishments with 50 to 99 employees	2	X	X	X
	Establishments with 100 to 249 employees	—	X	X	X
	Establishments with 250 to 499 employees	—	X	X	X
	Establishments with 500 to 999 employees	—	X	X	X
	Establishments with 1,000 employees or more	—	X	X	X
42362	Electrical and electronic appliance, television, and radio set merchant wholesalers				
	All establishments	16	501	6 282	26 040
	Establishments with 1 to 4 employees	5	X	X	X
	Establishments with 5 to 9 employees	3	X	X	X
	Establishments with 10 to 19 employees	2	X	X	X
	Establishments with 20 to 49 employees	3	X	X	X
	Establishments with 50 to 99 employees	1	X	X	X
	Establishments with 100 to 249 employees	2	X	X	X
	Establishments with 250 to 499 employees	—	X	X	X
	Establishments with 500 to 999 employees	—	X	X	X
	Establishments with 1,000 employees or more	—	X	X	X
423620	Electrical and electronic appliance, television, and radio set merchant wholesalers				
	All establishments	16	501	6 282	26 040
	Establishments with 1 to 4 employees	5	X	X	X
	Establishments with 5 to 9 employees	3	X	X	X
	Establishments with 10 to 19 employees	2	X	X	X
	Establishments with 20 to 49 employees	3	X	X	X
	Establishments with 50 to 99 employees	1	X	X	X
	Establishments with 100 to 249 employees	2	X	X	X
	Establishments with 250 to 499 employees	—	X	X	X
	Establishments with 500 to 999 employees	—	X	X	X
	Establishments with 1,000 employees or more	—	X	X	X
42369	Other electronic parts and equipment merchant wholesalers				
	All establishments	63	1 325	28 069	103 025
	Establishments with 1 to 4 employees	22	X	X	X
	Establishments with 5 to 9 employees	13	X	X	X
	Establishments with 10 to 19 employees	10	X	X	X
	Establishments with 20 to 49 employees	13	X	X	X
	Establishments with 50 to 99 employees	3	X	X	X
	Establishments with 100 to 249 employees	2	X	X	X
	Establishments with 250 to 499 employees	—	X	X	X
	Establishments with 500 to 999 employees	—	X	X	X
	Establishments with 1,000 employees or more	—	X	X	X

See footnotes at end of table.

Table 5. Establishments, Employees, and Payroll by Industry and Employment Size of Establishments by County: 2004—Con.

[Excludes most government employees, railroad employees, and self-employed persons. Size class 1 to 4 employees includes establishments having payroll, but no employees, during mid-March pay period. For meaning of abbreviations and symbols, see introductory text. For explanation of terms, see Appendix A. For statement on reliability, see the note at the end of the table and Appendix C]

NAICS code	Geography, kind of business, and employment size class	Establishments (number)	Paid employees for pay period including March 12 (number)	First-quarter payroll (\$1,000)	Annual payroll (\$1,000)
	MIDDLESEX—Con.				
42	Wholesale trade—Con.				
423	Durable goods merchant wholesalers—Con.				
4236	Electrical and electronic goods merchant wholesalers—Con.				
42369	Other electronic parts and equipment merchant wholesalers—Con.				
423690	Other electronic parts and equipment merchant wholesalers				
	All establishments	63	1 325	28 069	103 025
	Establishments with 1 to 4 employees	22	X	X	X
	Establishments with 5 to 9 employees	13	X	X	X
	Establishments with 10 to 19 employees	10	X	X	X
	Establishments with 20 to 49 employees	13	X	X	X
	Establishments with 50 to 99 employees	3	X	X	X
	Establishments with 100 to 249 employees	2	X	X	X
	Establishments with 250 to 499 employees	—	X	X	X
	Establishments with 500 to 999 employees	—	X	X	X
	Establishments with 1,000 employees or more	—	X	X	X
4237	Hardware, and plumbing and heating equipment and supplies merchant wholesalers				
	All establishments	70	1 011	13 030	51 761
	Establishments with 1 to 4 employees	33	X	X	X
	Establishments with 5 to 9 employees	13	X	X	X
	Establishments with 10 to 19 employees	7	X	X	X
	Establishments with 20 to 49 employees	10	X	X	X
	Establishments with 50 to 99 employees	7	X	X	X
	Establishments with 100 to 249 employees	—	X	X	X
	Establishments with 250 to 499 employees	—	X	X	X
	Establishments with 500 to 999 employees	—	X	X	X
	Establishments with 1,000 employees or more	—	X	X	X
42371	Hardware merchant wholesalers				
	All establishments	32	476	6 713	25 387
	Establishments with 1 to 4 employees	18	X	X	X
	Establishments with 5 to 9 employees	5	X	X	X
	Establishments with 10 to 19 employees	—	X	X	X
	Establishments with 20 to 49 employees	5	X	X	X
	Establishments with 50 to 99 employees	4	X	X	X
	Establishments with 100 to 249 employees	—	X	X	X
	Establishments with 250 to 499 employees	—	X	X	X
	Establishments with 500 to 999 employees	—	X	X	X
	Establishments with 1,000 employees or more	—	X	X	X
423710	Hardware merchant wholesalers				
	All establishments	32	476	6 713	25 387
	Establishments with 1 to 4 employees	18	X	X	X
	Establishments with 5 to 9 employees	5	X	X	X
	Establishments with 10 to 19 employees	—	X	X	X
	Establishments with 20 to 49 employees	5	X	X	X
	Establishments with 50 to 99 employees	4	X	X	X
	Establishments with 100 to 249 employees	—	X	X	X
	Establishments with 250 to 499 employees	—	X	X	X
	Establishments with 500 to 999 employees	—	X	X	X
	Establishments with 1,000 employees or more	—	X	X	X
42372	Plumbing and heating equipment and supplies (hydronics) merchant wholesalers				
	All establishments	12	332	3 726	15 009
	Establishments with 1 to 4 employees	4	X	X	X
	Establishments with 5 to 9 employees	2	X	X	X
	Establishments with 10 to 19 employees	—	X	X	X
	Establishments with 20 to 49 employees	3	X	X	X
	Establishments with 50 to 99 employees	3	X	X	X
	Establishments with 100 to 249 employees	—	X	X	X
	Establishments with 250 to 499 employees	—	X	X	X
	Establishments with 500 to 999 employees	—	X	X	X
	Establishments with 1,000 employees or more	—	X	X	X
423720	Plumbing and heating equipment and supplies (hydronics) merchant wholesalers				
	All establishments	12	332	3 726	15 009
	Establishments with 1 to 4 employees	4	X	X	X
	Establishments with 5 to 9 employees	2	X	X	X
	Establishments with 10 to 19 employees	—	X	X	X
	Establishments with 20 to 49 employees	3	X	X	X
	Establishments with 50 to 99 employees	3	X	X	X
	Establishments with 100 to 249 employees	—	X	X	X
	Establishments with 250 to 499 employees	—	X	X	X
	Establishments with 500 to 999 employees	—	X	X	X
	Establishments with 1,000 employees or more	—	X	X	X

See footnotes at end of table.

Table 5. Establishments, Employees, and Payroll by Industry and Employment Size of Establishments by County: 2004—Con.

[Excludes most government employees, railroad employees, and self-employed persons. Size class 1 to 4 employees includes establishments having payroll, but no employees, during mid-March pay period. For meaning of abbreviations and symbols, see introductory text. For explanation of terms, see Appendix A. For statement on reliability, see the note at the end of the table and Appendix C]

NAICS code	Geography, kind of business, and employment size class	Establishments (number)	Paid employees for pay period including March 12 (number)	First-quarter payroll (\$1,000)	Annual payroll (\$1,000)
	MIDDLESEX—Con.				
42	Wholesale trade—Con.				
423	Durable goods merchant wholesalers—Con.				
4237	Hardware, and plumbing and heating equipment and supplies merchant wholesalers—Con.				
42373	Warm air heating and air-conditioning equipment and supplies merchant wholesalers				
	All establishments	20	173	2 297	10 073
	Establishments with 1 to 4 employees	7	X	X	X
	Establishments with 5 to 9 employees	5	X	X	X
	Establishments with 10 to 19 employees	6	X	X	X
	Establishments with 20 to 49 employees	2	X	X	X
	Establishments with 50 to 99 employees	—	X	X	X
	Establishments with 100 to 249 employees	—	X	X	X
	Establishments with 250 to 499 employees	—	X	X	X
	Establishments with 500 to 999 employees	—	X	X	X
	Establishments with 1,000 employees or more	—	X	X	X
423730	Warm air heating and air-conditioning equipment and supplies merchant wholesalers				
	All establishments	20	173	2 297	10 073
	Establishments with 1 to 4 employees	7	X	X	X
	Establishments with 5 to 9 employees	5	X	X	X
	Establishments with 10 to 19 employees	6	X	X	X
	Establishments with 20 to 49 employees	2	X	X	X
	Establishments with 50 to 99 employees	—	X	X	X
	Establishments with 100 to 249 employees	—	X	X	X
	Establishments with 250 to 499 employees	—	X	X	X
	Establishments with 500 to 999 employees	—	X	X	X
	Establishments with 1,000 employees or more	—	X	X	X
4238	Machinery, equipment, and supplies merchant wholesalers				
	All establishments	190	3 176	41 841	178 177
	Establishments with 1 to 4 employees	89	X	X	X
	Establishments with 5 to 9 employees	40	X	X	X
	Establishments with 10 to 19 employees	29	X	X	X
	Establishments with 20 to 49 employees	20	X	X	X
	Establishments with 50 to 99 employees	7	X	X	X
	Establishments with 100 to 249 employees	3	X	X	X
	Establishments with 250 to 499 employees	1	X	X	X
	Establishments with 500 to 999 employees	1	X	X	X
	Establishments with 1,000 employees or more	—	X	X	X
42381	Construction and mining (except oil well) machinery and equipment merchant wholesalers				
	All establishments	12	651	9 084	39 803
	Establishments with 1 to 4 employees	5	X	X	X
	Establishments with 5 to 9 employees	2	X	X	X
	Establishments with 10 to 19 employees	—	X	X	X
	Establishments with 20 to 49 employees	1	X	X	X
	Establishments with 50 to 99 employees	2	X	X	X
	Establishments with 100 to 249 employees	1	X	X	X
	Establishments with 250 to 499 employees	1	X	X	X
	Establishments with 500 to 999 employees	—	X	X	X
	Establishments with 1,000 employees or more	—	X	X	X
423810	Construction and mining (except oil well) machinery and equipment merchant wholesalers				
	All establishments	12	651	9 084	39 803
	Establishments with 1 to 4 employees	5	X	X	X
	Establishments with 5 to 9 employees	2	X	X	X
	Establishments with 10 to 19 employees	—	X	X	X
	Establishments with 20 to 49 employees	1	X	X	X
	Establishments with 50 to 99 employees	2	X	X	X
	Establishments with 100 to 249 employees	1	X	X	X
	Establishments with 250 to 499 employees	1	X	X	X
	Establishments with 500 to 999 employees	—	X	X	X
	Establishments with 1,000 employees or more	—	X	X	X
42383	Industrial machinery and equipment merchant wholesalers				
	All establishments	114	1 802	23 693	100 081
	Establishments with 1 to 4 employees	58	X	X	X
	Establishments with 5 to 9 employees	25	X	X	X
	Establishments with 10 to 19 employees	17	X	X	X
	Establishments with 20 to 49 employees	8	X	X	X
	Establishments with 50 to 99 employees	3	X	X	X
	Establishments with 100 to 249 employees	2	X	X	X
	Establishments with 250 to 499 employees	—	X	X	X
	Establishments with 500 to 999 employees	1	X	X	X
	Establishments with 1,000 employees or more	—	X	X	X

See footnotes at end of table.

Table 5. Establishments, Employees, and Payroll by Industry and Employment Size of Establishments by County: 2004—Con.

[Excludes most government employees, railroad employees, and self-employed persons. Size class 1 to 4 employees includes establishments having payroll, but no employees, during mid-March pay period. For meaning of abbreviations and symbols, see introductory text. For explanation of terms, see Appendix A. For statement on reliability, see the note at the end of the table and Appendix C]

NAICS code	Geography, kind of business, and employment size class	Establishments (number)	Paid employees for pay period including March 12 (number)	First-quarter payroll (\$1,000)	Annual payroll (\$1,000)
42	MIDDLESEX—Con.				
	Wholesale trade—Con.				
423	Durable goods merchant wholesalers—Con.				
4238	Machinery, equipment, and supplies merchant wholesalers—Con.				
42383	Industrial machinery and equipment merchant wholesalers—Con.				
423830	Industrial machinery and equipment merchant wholesalers				
	All establishments	114	1 802	23 693	100 081
	Establishments with 1 to 4 employees	58	X	X	X
	Establishments with 5 to 9 employees	25	X	X	X
	Establishments with 10 to 19 employees	17	X	X	X
	Establishments with 20 to 49 employees	8	X	X	X
	Establishments with 50 to 99 employees	3	X	X	X
	Establishments with 100 to 249 employees	2	X	X	X
	Establishments with 250 to 499 employees	—	X	X	X
	Establishments with 500 to 999 employees	1	X	X	X
	Establishments with 1,000 employees or more	—	X	X	X
42384	Industrial supplies merchant wholesalers				
	All establishments	38	414	5 559	25 288
	Establishments with 1 to 4 employees	16	X	X	X
	Establishments with 5 to 9 employees	8	X	X	X
	Establishments with 10 to 19 employees	6	X	X	X
	Establishments with 20 to 49 employees	7	X	X	X
	Establishments with 50 to 99 employees	1	X	X	X
	Establishments with 100 to 249 employees	—	X	X	X
	Establishments with 250 to 499 employees	—	X	X	X
	Establishments with 500 to 999 employees	—	X	X	X
	Establishments with 1,000 employees or more	—	X	X	X
423840	Industrial supplies merchant wholesalers				
	All establishments	38	414	5 559	25 288
	Establishments with 1 to 4 employees	16	X	X	X
	Establishments with 5 to 9 employees	8	X	X	X
	Establishments with 10 to 19 employees	6	X	X	X
	Establishments with 20 to 49 employees	7	X	X	X
	Establishments with 50 to 99 employees	1	X	X	X
	Establishments with 100 to 249 employees	—	X	X	X
	Establishments with 250 to 499 employees	—	X	X	X
	Establishments with 500 to 999 employees	—	X	X	X
	Establishments with 1,000 employees or more	—	X	X	X
42385	Service establishment equipment and supplies merchant wholesalers				
	All establishments	15	156	1 808	7 490
	Establishments with 1 to 4 employees	5	X	X	X
	Establishments with 5 to 9 employees	4	X	X	X
	Establishments with 10 to 19 employees	3	X	X	X
	Establishments with 20 to 49 employees	3	X	X	X
	Establishments with 50 to 99 employees	—	X	X	X
	Establishments with 100 to 249 employees	—	X	X	X
	Establishments with 250 to 499 employees	—	X	X	X
	Establishments with 500 to 999 employees	—	X	X	X
	Establishments with 1,000 employees or more	—	X	X	X
423850	Service establishment equipment and supplies merchant wholesalers				
	All establishments	15	156	1 808	7 490
	Establishments with 1 to 4 employees	5	X	X	X
	Establishments with 5 to 9 employees	4	X	X	X
	Establishments with 10 to 19 employees	3	X	X	X
	Establishments with 20 to 49 employees	3	X	X	X
	Establishments with 50 to 99 employees	—	X	X	X
	Establishments with 100 to 249 employees	—	X	X	X
	Establishments with 250 to 499 employees	—	X	X	X
	Establishments with 500 to 999 employees	—	X	X	X
	Establishments with 1,000 employees or more	—	X	X	X
4239	Miscellaneous durable goods merchant wholesalers				
	All establishments	166	1 567	15 333	65 497
	Establishments with 1 to 4 employees	104	X	X	X
	Establishments with 5 to 9 employees	26	X	X	X
	Establishments with 10 to 19 employees	17	X	X	X
	Establishments with 20 to 49 employees	15	X	X	X
	Establishments with 50 to 99 employees	3	X	X	X
	Establishments with 100 to 249 employees	—	X	X	X
	Establishments with 250 to 499 employees	1	X	X	X
	Establishments with 500 to 999 employees	—	X	X	X
	Establishments with 1,000 employees or more	—	X	X	X
42391	Sporting and recreational goods and supplies merchant wholesalers				
	All establishments	22	294	2 257	10 072
	Establishments with 1 to 4 employees	9	X	X	X
	Establishments with 5 to 9 employees	4	X	X	X
	Establishments with 10 to 19 employees	4	X	X	X
	Establishments with 20 to 49 employees	5	X	X	X
	Establishments with 50 to 99 employees	—	X	X	X
	Establishments with 100 to 249 employees	—	X	X	X
	Establishments with 250 to 499 employees	—	X	X	X
	Establishments with 500 to 999 employees	—	X	X	X
	Establishments with 1,000 employees or more	—	X	X	X

See footnotes at end of table.

Table 5. Establishments, Employees, and Payroll by Industry and Employment Size of Establishments by County: 2004—Con.

[Excludes most government employees, railroad employees, and self-employed persons. Size class 1 to 4 employees includes establishments having payroll, but no employees, during mid-March pay period. For meaning of abbreviations and symbols, see introductory text. For explanation of terms, see Appendix A. For statement on reliability, see the note at the end of the table and Appendix C]

NAICS code	Geography, kind of business, and employment size class	Establishments (number)	Paid employees for pay period including March 12 (number)	First-quarter payroll (\$1,000)	Annual payroll (\$1,000)
MIDDLESEX—Con.					
42	Wholesale trade—Con.				
423	Durable goods merchant wholesalers—Con.				
4239	Miscellaneous durable goods merchant wholesalers—Con.				
42391	Sporting and recreational goods and supplies merchant wholesalers—Con.				
423910	Sporting and recreational goods and supplies merchant wholesalers				
	All establishments	22	294	2 257	10 072
	Establishments with 1 to 4 employees	9	X	X	X
	Establishments with 5 to 9 employees	4	X	X	X
	Establishments with 10 to 19 employees	4	X	X	X
	Establishments with 20 to 49 employees	5	X	X	X
	Establishments with 50 to 99 employees	—	X	X	X
	Establishments with 100 to 249 employees	—	X	X	X
	Establishments with 250 to 499 employees	—	X	X	X
	Establishments with 500 to 999 employees	—	X	X	X
	Establishments with 1,000 employees or more	—	X	X	X
42392	Toy and hobby goods and supplies merchant wholesalers				
	All establishments	18	499	6 361	25 215
	Establishments with 1 to 4 employees	6	X	X	X
	Establishments with 5 to 9 employees	6	X	X	X
	Establishments with 10 to 19 employees	1	X	X	X
	Establishments with 20 to 49 employees	3	X	X	X
	Establishments with 50 to 99 employees	1	X	X	X
	Establishments with 100 to 249 employees	—	X	X	X
	Establishments with 250 to 499 employees	1	X	X	X
	Establishments with 500 to 999 employees	—	X	X	X
	Establishments with 1,000 employees or more	—	X	X	X
423920	Toy and hobby goods and supplies merchant wholesalers				
	All establishments	18	499	6 361	25 215
	Establishments with 1 to 4 employees	6	X	X	X
	Establishments with 5 to 9 employees	6	X	X	X
	Establishments with 10 to 19 employees	1	X	X	X
	Establishments with 20 to 49 employees	3	X	X	X
	Establishments with 50 to 99 employees	1	X	X	X
	Establishments with 100 to 249 employees	—	X	X	X
	Establishments with 250 to 499 employees	1	X	X	X
	Establishments with 500 to 999 employees	—	X	X	X
	Establishments with 1,000 employees or more	—	X	X	X
42393	Recyclable material merchant wholesalers				
	All establishments	31	243	1 997	10 272
	Establishments with 1 to 4 employees	16	X	X	X
	Establishments with 5 to 9 employees	7	X	X	X
	Establishments with 10 to 19 employees	6	X	X	X
	Establishments with 20 to 49 employees	1	X	X	X
	Establishments with 50 to 99 employees	1	X	X	X
	Establishments with 100 to 249 employees	—	X	X	X
	Establishments with 250 to 499 employees	—	X	X	X
	Establishments with 500 to 999 employees	—	X	X	X
	Establishments with 1,000 employees or more	—	X	X	X
423930	Recyclable material merchant wholesalers				
	All establishments	31	243	1 997	10 272
	Establishments with 1 to 4 employees	16	X	X	X
	Establishments with 5 to 9 employees	7	X	X	X
	Establishments with 10 to 19 employees	6	X	X	X
	Establishments with 20 to 49 employees	1	X	X	X
	Establishments with 50 to 99 employees	1	X	X	X
	Establishments with 100 to 249 employees	—	X	X	X
	Establishments with 250 to 499 employees	—	X	X	X
	Establishments with 500 to 999 employees	—	X	X	X
	Establishments with 1,000 employees or more	—	X	X	X
42399	Other miscellaneous durable goods merchant wholesalers				
	All establishments	64	446	4 104	17 076
	Establishments with 1 to 4 employees	48	X	X	X
	Establishments with 5 to 9 employees	4	X	X	X
	Establishments with 10 to 19 employees	5	X	X	X
	Establishments with 20 to 49 employees	6	X	X	X
	Establishments with 50 to 99 employees	1	X	X	X
	Establishments with 100 to 249 employees	—	X	X	X
	Establishments with 250 to 499 employees	—	X	X	X
	Establishments with 500 to 999 employees	—	X	X	X
	Establishments with 1,000 employees or more	—	X	X	X
423990	Other miscellaneous durable goods merchant wholesalers				
	All establishments	64	446	4 104	17 076
	Establishments with 1 to 4 employees	48	X	X	X
	Establishments with 5 to 9 employees	4	X	X	X
	Establishments with 10 to 19 employees	5	X	X	X
	Establishments with 20 to 49 employees	6	X	X	X
	Establishments with 50 to 99 employees	1	X	X	X
	Establishments with 100 to 249 employees	—	X	X	X
	Establishments with 250 to 499 employees	—	X	X	X

See footnotes at end of table.

Table 5. Establishments, Employees, and Payroll by Industry and Employment Size of Establishments by County: 2004—Con.

[Excludes most government employees, railroad employees, and self-employed persons. Size class 1 to 4 employees includes establishments having payroll, but no employees, during mid-March pay period. For meaning of abbreviations and symbols, see introductory text. For explanation of terms, see Appendix A. For statement on reliability, see the note at the end of the table and Appendix C]

NAICS code	Geography, kind of business, and employment size class	Establishments (number)	Paid employees for pay period including March 12 (number)	First-quarter payroll (\$1,000)	Annual payroll (\$1,000)
	MIDDLESEX—Con.				
42	Wholesale trade—Con.				
423	Durable goods merchant wholesalers—Con.				
4239	Miscellaneous durable goods merchant wholesalers—Con.				
42399	Other miscellaneous durable goods merchant wholesalers—Con.				
423990	Other miscellaneous durable goods merchant wholesalers—Con.				
	All establishments—Con.				
	Establishments with 500 to 999 employees	—	X	X	X
	Establishments with 1,000 employees or more	—	X	X	X
424	Nondurable goods merchant wholesalers				
	All establishments	651	20 883	337 590	1 389 949
	Establishments with 1 to 4 employees	328	X	X	X
	Establishments with 5 to 9 employees	93	X	X	X
	Establishments with 10 to 19 employees	81	X	X	X
	Establishments with 20 to 49 employees	71	X	X	X
	Establishments with 50 to 99 employees	50	X	X	X
	Establishments with 100 to 249 employees	19	X	X	X
	Establishments with 250 to 499 employees	6	X	X	X
	Establishments with 500 to 999 employees	1	X	X	X
	Establishments with 1,000 employees or more	2	X	X	X
4241	Paper and paper product merchant wholesalers				
	All establishments	56	1 602	18 964	81 991
	Establishments with 1 to 4 employees	14	X	X	X
	Establishments with 5 to 9 employees	10	X	X	X
	Establishments with 10 to 19 employees	10	X	X	X
	Establishments with 20 to 49 employees	14	X	X	X
	Establishments with 50 to 99 employees	4	X	X	X
	Establishments with 100 to 249 employees	3	X	X	X
	Establishments with 250 to 499 employees	1	X	X	X
	Establishments with 500 to 999 employees	—	X	X	X
	Establishments with 1,000 employees or more	—	X	X	X
42412	Stationery and office supplies merchant wholesalers				
	All establishments	22	553	5 723	22 745
	Establishments with 1 to 4 employees	10	X	X	X
	Establishments with 5 to 9 employees	5	X	X	X
	Establishments with 10 to 19 employees	4	X	X	X
	Establishments with 20 to 49 employees	—	X	X	X
	Establishments with 50 to 99 employees	1	X	X	X
	Establishments with 100 to 249 employees	1	X	X	X
	Establishments with 250 to 499 employees	1	X	X	X
	Establishments with 500 to 999 employees	—	X	X	X
	Establishments with 1,000 employees or more	—	X	X	X
424120	Stationery and office supplies merchant wholesalers				
	All establishments	22	553	5 723	22 745
	Establishments with 1 to 4 employees	10	X	X	X
	Establishments with 5 to 9 employees	5	X	X	X
	Establishments with 10 to 19 employees	4	X	X	X
	Establishments with 20 to 49 employees	—	X	X	X
	Establishments with 50 to 99 employees	1	X	X	X
	Establishments with 100 to 249 employees	1	X	X	X
	Establishments with 250 to 499 employees	1	X	X	X
	Establishments with 500 to 999 employees	—	X	X	X
	Establishments with 1,000 employees or more	—	X	X	X
42413	Industrial and personal service paper merchant wholesalers				
	All establishments	27	967	12 364	55 459
	Establishments with 1 to 4 employees	2	X	X	X
	Establishments with 5 to 9 employees	2	X	X	X
	Establishments with 10 to 19 employees	6	X	X	X
	Establishments with 20 to 49 employees	12	X	X	X
	Establishments with 50 to 99 employees	3	X	X	X
	Establishments with 100 to 249 employees	2	X	X	X
	Establishments with 250 to 499 employees	—	X	X	X
	Establishments with 500 to 999 employees	—	X	X	X
	Establishments with 1,000 employees or more	—	X	X	X
424130	Industrial and personal service paper merchant wholesalers				
	All establishments	27	967	12 364	55 459
	Establishments with 1 to 4 employees	2	X	X	X
	Establishments with 5 to 9 employees	2	X	X	X
	Establishments with 10 to 19 employees	6	X	X	X
	Establishments with 20 to 49 employees	12	X	X	X
	Establishments with 50 to 99 employees	3	X	X	X
	Establishments with 100 to 249 employees	2	X	X	X
	Establishments with 250 to 499 employees	—	X	X	X
	Establishments with 500 to 999 employees	—	X	X	X
	Establishments with 1,000 employees or more	—	X	X	X

See footnotes at end of table.

Table 5. Establishments, Employees, and Payroll by Industry and Employment Size of Establishments by County: 2004—Con.

[Excludes most government employees, railroad employees, and self-employed persons. Size class 1 to 4 employees includes establishments having payroll, but no employees, during mid-March pay period. For meaning of abbreviations and symbols, see introductory text. For explanation of terms, see Appendix A. For statement on reliability, see the note at the end of the table and Appendix C]

NAICS code	Geography, kind of business, and employment size class	Establishments (number)	Paid employees for pay period including March 12 (number)	First-quarter payroll (\$1,000)	Annual payroll (\$1,000)
	MIDDLESEX—Con.				
42	Wholesale trade—Con.				
424	Nondurable goods merchant wholesalers—Con.				
4242	Drugs and druggists' sundries merchant wholesalers				
	All establishments	77	9 091	184 999	755 519
	Establishments with 1 to 4 employees	34	X	X	X
	Establishments with 5 to 9 employees	13	X	X	X
	Establishments with 10 to 19 employees	9	X	X	X
	Establishments with 20 to 49 employees	9	X	X	X
	Establishments with 50 to 99 employees	6	X	X	X
	Establishments with 100 to 249 employees	2	X	X	X
	Establishments with 250 to 499 employees	2	X	X	X
	Establishments with 500 to 999 employees	—	X	X	X
	Establishments with 1,000 employees or more	2	X	X	X
42421	Drugs and druggists' sundries merchant wholesalers				
	All establishments	77	9 091	184 999	755 519
	Establishments with 1 to 4 employees	34	X	X	X
	Establishments with 5 to 9 employees	13	X	X	X
	Establishments with 10 to 19 employees	9	X	X	X
	Establishments with 20 to 49 employees	9	X	X	X
	Establishments with 50 to 99 employees	6	X	X	X
	Establishments with 100 to 249 employees	2	X	X	X
	Establishments with 250 to 499 employees	2	X	X	X
	Establishments with 500 to 999 employees	—	X	X	X
	Establishments with 1,000 employees or more	2	X	X	X
424210	Drugs and druggists' sundries merchant wholesalers				
	All establishments	77	9 091	184 999	755 519
	Establishments with 1 to 4 employees	34	X	X	X
	Establishments with 5 to 9 employees	13	X	X	X
	Establishments with 10 to 19 employees	9	X	X	X
	Establishments with 20 to 49 employees	9	X	X	X
	Establishments with 50 to 99 employees	6	X	X	X
	Establishments with 100 to 249 employees	2	X	X	X
	Establishments with 250 to 499 employees	2	X	X	X
	Establishments with 500 to 999 employees	—	X	X	X
	Establishments with 1,000 employees or more	2	X	X	X
4243	Apparel, piece goods, and notions merchant wholesalers				
	All establishments	114	2 202	36 870	137 070
	Establishments with 1 to 4 employees	64	X	X	X
	Establishments with 5 to 9 employees	13	X	X	X
	Establishments with 10 to 19 employees	15	X	X	X
	Establishments with 20 to 49 employees	10	X	X	X
	Establishments with 50 to 99 employees	8	X	X	X
	Establishments with 100 to 249 employees	2	X	X	X
	Establishments with 250 to 499 employees	2	X	X	X
	Establishments with 500 to 999 employees	—	X	X	X
	Establishments with 1,000 employees or more	—	X	X	X
42431	Piece goods, notions, and other dry goods merchant wholesalers				
	All establishments	22	153	1 695	6 694
	Establishments with 1 to 4 employees	17	X	X	X
	Establishments with 5 to 9 employees	2	X	X	X
	Establishments with 10 to 19 employees	1	X	X	X
	Establishments with 20 to 49 employees	1	X	X	X
	Establishments with 50 to 99 employees	1	X	X	X
	Establishments with 100 to 249 employees	—	X	X	X
	Establishments with 250 to 499 employees	—	X	X	X
	Establishments with 500 to 999 employees	—	X	X	X
	Establishments with 1,000 employees or more	—	X	X	X
424310	Piece goods, notions, and other dry goods merchant wholesalers				
	All establishments	22	153	1 695	6 694
	Establishments with 1 to 4 employees	17	X	X	X
	Establishments with 5 to 9 employees	2	X	X	X
	Establishments with 10 to 19 employees	1	X	X	X
	Establishments with 20 to 49 employees	1	X	X	X
	Establishments with 50 to 99 employees	1	X	X	X
	Establishments with 100 to 249 employees	—	X	X	X
	Establishments with 250 to 499 employees	—	X	X	X
	Establishments with 500 to 999 employees	—	X	X	X
	Establishments with 1,000 employees or more	—	X	X	X
42432	Men's and boys' clothing and furnishings merchant wholesalers				
	All establishments	20	543	6 954	35 183
	Establishments with 1 to 4 employees	8	X	X	X
	Establishments with 5 to 9 employees	5	X	X	X
	Establishments with 10 to 19 employees	3	X	X	X
	Establishments with 20 to 49 employees	1	X	X	X
	Establishments with 50 to 99 employees	2	X	X	X
	Establishments with 100 to 249 employees	—	X	X	X
	Establishments with 250 to 499 employees	1	X	X	X
	Establishments with 500 to 999 employees	—	X	X	X
	Establishments with 1,000 employees or more	—	X	X	X

See footnotes at end of table.

Table 5. Establishments, Employees, and Payroll by Industry and Employment Size of Establishments by County: 2004—Con.

[Excludes most government employees, railroad employees, and self-employed persons. Size class 1 to 4 employees includes establishments having payroll, but no employees, during mid-March pay period. For meaning of abbreviations and symbols, see introductory text. For explanation of terms, see Appendix A. For statement on reliability, see the note at the end of the table and Appendix C]

NAICS code	Geography, kind of business, and employment size class	Establishments (number)	Paid employees for pay period including March 12 (number)	First-quarter payroll (\$1,000)	Annual payroll (\$1,000)
42	MIDDLESEX—Con.				
	Wholesale trade—Con.				
424	Nondurable goods merchant wholesalers—Con.				
4243	Apparel, piece goods, and notions merchant wholesalers—Con.				
42432	Men's and boys' clothing and furnishings merchant wholesalers—Con.				
424320	Men's and boys' clothing and furnishings merchant wholesalers				
	All establishments	20	543	6 954	35 183
	Establishments with 1 to 4 employees	8	X	X	X
	Establishments with 5 to 9 employees	5	X	X	X
	Establishments with 10 to 19 employees	3	X	X	X
	Establishments with 20 to 49 employees	1	X	X	X
	Establishments with 50 to 99 employees	2	X	X	X
	Establishments with 100 to 249 employees	—	X	X	X
	Establishments with 250 to 499 employees	1	X	X	X
	Establishments with 500 to 999 employees	—	X	X	X
	Establishments with 1,000 employees or more	—	X	X	X
42433	Women's, children's, and infants' clothing and accessories merchant wholesalers				
	All establishments	58	1 372	26 624	88 767
	Establishments with 1 to 4 employees	31	X	X	X
	Establishments with 5 to 9 employees	5	X	X	X
	Establishments with 10 to 19 employees	7	X	X	X
	Establishments with 20 to 49 employees	8	X	X	X
	Establishments with 50 to 99 employees	4	X	X	X
	Establishments with 100 to 249 employees	2	X	X	X
	Establishments with 250 to 499 employees	1	X	X	X
	Establishments with 500 to 999 employees	—	X	X	X
	Establishments with 1,000 employees or more	—	X	X	X
424330	Women's, children's, and infants' clothing and accessories merchant wholesalers				
	All establishments	58	1 372	26 624	88 767
	Establishments with 1 to 4 employees	31	X	X	X
	Establishments with 5 to 9 employees	5	X	X	X
	Establishments with 10 to 19 employees	7	X	X	X
	Establishments with 20 to 49 employees	8	X	X	X
	Establishments with 50 to 99 employees	4	X	X	X
	Establishments with 100 to 249 employees	2	X	X	X
	Establishments with 250 to 499 employees	1	X	X	X
	Establishments with 500 to 999 employees	—	X	X	X
	Establishments with 1,000 employees or more	—	X	X	X
42434	Footwear merchant wholesalers				
	All establishments	14	134	1 597	6 426
	Establishments with 1 to 4 employees	8	X	X	X
	Establishments with 5 to 9 employees	1	X	X	X
	Establishments with 10 to 19 employees	4	X	X	X
	Establishments with 20 to 49 employees	—	X	X	X
	Establishments with 50 to 99 employees	1	X	X	X
	Establishments with 100 to 249 employees	—	X	X	X
	Establishments with 250 to 499 employees	—	X	X	X
	Establishments with 500 to 999 employees	—	X	X	X
	Establishments with 1,000 employees or more	—	X	X	X
424340	Footwear merchant wholesalers				
	All establishments	14	134	1 597	6 426
	Establishments with 1 to 4 employees	8	X	X	X
	Establishments with 5 to 9 employees	1	X	X	X
	Establishments with 10 to 19 employees	4	X	X	X
	Establishments with 20 to 49 employees	—	X	X	X
	Establishments with 50 to 99 employees	1	X	X	X
	Establishments with 100 to 249 employees	—	X	X	X
	Establishments with 250 to 499 employees	—	X	X	X
	Establishments with 500 to 999 employees	—	X	X	X
	Establishments with 1,000 employees or more	—	X	X	X
4244	Grocery and related product merchant wholesalers				
	All establishments	156	4 436	53 411	231 612
	Establishments with 1 to 4 employees	78	X	X	X
	Establishments with 5 to 9 employees	20	X	X	X
	Establishments with 10 to 19 employees	23	X	X	X
	Establishments with 20 to 49 employees	15	X	X	X
	Establishments with 50 to 99 employees	10	X	X	X
	Establishments with 100 to 249 employees	8	X	X	X
	Establishments with 250 to 499 employees	1	X	X	X
	Establishments with 500 to 999 employees	1	X	X	X
	Establishments with 1,000 employees or more	—	X	X	X
42441	General line grocery merchant wholesalers				
	All establishments	20	900	8 088	36 589
	Establishments with 1 to 4 employees	7	X	X	X
	Establishments with 5 to 9 employees	2	X	X	X
	Establishments with 10 to 19 employees	6	X	X	X
	Establishments with 20 to 49 employees	3	X	X	X
	Establishments with 50 to 99 employees	1	X	X	X
	Establishments with 100 to 249 employees	—	X	X	X

See footnotes at end of table.

Table 5. Establishments, Employees, and Payroll by Industry and Employment Size of Establishments by County: 2004—Con.

[Excludes most government employees, railroad employees, and self-employed persons. Size class 1 to 4 employees includes establishments having payroll, but no employees, during mid-March pay period. For meaning of abbreviations and symbols, see introductory text. For explanation of terms, see Appendix A. For statement on reliability, see the note at the end of the table and Appendix C]

NAICS code	Geography, kind of business, and employment size class	Establishments (number)	Paid employees for pay period including March 12 (number)	First-quarter payroll (\$1,000)	Annual payroll (\$1,000)
	MIDDLESEX—Con.				
42	Wholesale trade—Con.				
424	Nondurable goods merchant wholesalers—Con.				
4244	Grocery and related product merchant wholesalers—Con.				
42441	General line grocery merchant wholesalers—Con.				
	All establishments—Con.				
	Establishments with 250 to 499 employees	—	X	X	X
	Establishments with 500 to 999 employees	1	X	X	X
	Establishments with 1,000 employees or more	—	X	X	X
424410	General line grocery merchant wholesalers				
	All establishments	20	900	8 088	36 589
	Establishments with 1 to 4 employees	7	X	X	X
	Establishments with 5 to 9 employees	2	X	X	X
	Establishments with 10 to 19 employees	6	X	X	X
	Establishments with 20 to 49 employees	3	X	X	X
	Establishments with 50 to 99 employees	1	X	X	X
	Establishments with 100 to 249 employees	—	X	X	X
	Establishments with 250 to 499 employees	—	X	X	X
	Establishments with 500 to 999 employees	1	X	X	X
	Establishments with 1,000 employees or more	—	X	X	X
42442	Packaged frozen food merchant wholesalers				
	All establishments	18	300	3 872	15 324
	Establishments with 1 to 4 employees	6	X	X	X
	Establishments with 5 to 9 employees	5	X	X	X
	Establishments with 10 to 19 employees	3	X	X	X
	Establishments with 20 to 49 employees	3	X	X	X
	Establishments with 50 to 99 employees	—	X	X	X
	Establishments with 100 to 249 employees	1	X	X	X
	Establishments with 250 to 499 employees	—	X	X	X
	Establishments with 500 to 999 employees	—	X	X	X
	Establishments with 1,000 employees or more	—	X	X	X
424420	Packaged frozen food merchant wholesalers				
	All establishments	18	300	3 872	15 324
	Establishments with 1 to 4 employees	6	X	X	X
	Establishments with 5 to 9 employees	5	X	X	X
	Establishments with 10 to 19 employees	3	X	X	X
	Establishments with 20 to 49 employees	3	X	X	X
	Establishments with 50 to 99 employees	—	X	X	X
	Establishments with 100 to 249 employees	1	X	X	X
	Establishments with 250 to 499 employees	—	X	X	X
	Establishments with 500 to 999 employees	—	X	X	X
	Establishments with 1,000 employees or more	—	X	X	X
42443	Dairy product (except dried or canned) merchant wholesalers				
	All establishments	12	931	11 288	49 526
	Establishments with 1 to 4 employees	2	X	X	X
	Establishments with 5 to 9 employees	1	X	X	X
	Establishments with 10 to 19 employees	3	X	X	X
	Establishments with 20 to 49 employees	1	X	X	X
	Establishments with 50 to 99 employees	2	X	X	X
	Establishments with 100 to 249 employees	3	X	X	X
	Establishments with 250 to 499 employees	—	X	X	X
	Establishments with 500 to 999 employees	—	X	X	X
	Establishments with 1,000 employees or more	—	X	X	X
424430	Dairy product (except dried or canned) merchant wholesalers				
	All establishments	12	931	11 288	49 526
	Establishments with 1 to 4 employees	2	X	X	X
	Establishments with 5 to 9 employees	1	X	X	X
	Establishments with 10 to 19 employees	3	X	X	X
	Establishments with 20 to 49 employees	1	X	X	X
	Establishments with 50 to 99 employees	2	X	X	X
	Establishments with 100 to 249 employees	3	X	X	X
	Establishments with 250 to 499 employees	—	X	X	X
	Establishments with 500 to 999 employees	—	X	X	X
	Establishments with 1,000 employees or more	—	X	X	X
42447	Meat and meat product merchant wholesalers				
	All establishments	12	324	6 775	34 081
	Establishments with 1 to 4 employees	8	X	X	X
	Establishments with 5 to 9 employees	1	X	X	X
	Establishments with 10 to 19 employees	—	X	X	X
	Establishments with 20 to 49 employees	2	X	X	X
	Establishments with 50 to 99 employees	—	X	X	X
	Establishments with 100 to 249 employees	1	X	X	X
	Establishments with 250 to 499 employees	—	X	X	X
	Establishments with 500 to 999 employees	—	X	X	X
	Establishments with 1,000 employees or more	—	X	X	X

See footnotes at end of table.

Table 5. Establishments, Employees, and Payroll by Industry and Employment Size of Establishments by County: 2004—Con.

[Excludes most government employees, railroad employees, and self-employed persons. Size class 1 to 4 employees includes establishments having payroll, but no employees, during mid-March pay period. For meaning of abbreviations and symbols, see introductory text. For explanation of terms, see Appendix A. For statement on reliability, see the note at the end of the table and Appendix C]

NAICS code	Geography, kind of business, and employment size class	Establishments (number)	Paid employees for pay period including March 12 (number)	First-quarter payroll (\$1,000)	Annual payroll (\$1,000)
42	MIDDLESEX—Con.				
	Wholesale trade—Con.				
424	Nondurable goods merchant wholesalers—Con.				
4244	Grocery and related product merchant wholesalers—Con.				
42447	Meat and meat product merchant wholesalers—Con.				
424470	Meat and meat product merchant wholesalers				
	All establishments	12	324	6 775	34 081
	Establishments with 1 to 4 employees	8	X	X	X
	Establishments with 5 to 9 employees	1	X	X	X
	Establishments with 10 to 19 employees	—	X	X	X
	Establishments with 20 to 49 employees	2	X	X	X
	Establishments with 50 to 99 employees	—	X	X	X
	Establishments with 100 to 249 employees	1	X	X	X
	Establishments with 250 to 499 employees	—	X	X	X
	Establishments with 500 to 999 employees	—	X	X	X
	Establishments with 1,000 employees or more	—	X	X	X
42448	Fresh fruit and vegetable merchant wholesalers				
	All establishments	15	111	929	3 703
	Establishments with 1 to 4 employees	11	X	X	X
	Establishments with 5 to 9 employees	2	X	X	X
	Establishments with 10 to 19 employees	1	X	X	X
	Establishments with 20 to 49 employees	—	X	X	X
	Establishments with 50 to 99 employees	1	X	X	X
	Establishments with 100 to 249 employees	—	X	X	X
	Establishments with 250 to 499 employees	—	X	X	X
	Establishments with 500 to 999 employees	—	X	X	X
	Establishments with 1,000 employees or more	—	X	X	X
424480	Fresh fruit and vegetable merchant wholesalers				
	All establishments	15	111	929	3 703
	Establishments with 1 to 4 employees	11	X	X	X
	Establishments with 5 to 9 employees	2	X	X	X
	Establishments with 10 to 19 employees	1	X	X	X
	Establishments with 20 to 49 employees	—	X	X	X
	Establishments with 50 to 99 employees	1	X	X	X
	Establishments with 100 to 249 employees	—	X	X	X
	Establishments with 250 to 499 employees	—	X	X	X
	Establishments with 500 to 999 employees	—	X	X	X
	Establishments with 1,000 employees or more	—	X	X	X
42449	Other grocery and related products merchant wholesalers				
	All establishments	68	1 810	21 676	89 539
	Establishments with 1 to 4 employees	39	X	X	X
	Establishments with 5 to 9 employees	6	X	X	X
	Establishments with 10 to 19 employees	7	X	X	X
	Establishments with 20 to 49 employees	6	X	X	X
	Establishments with 50 to 99 employees	6	X	X	X
	Establishments with 100 to 249 employees	3	X	X	X
	Establishments with 250 to 499 employees	1	X	X	X
	Establishments with 500 to 999 employees	—	X	X	X
	Establishments with 1,000 employees or more	—	X	X	X
424490	Other grocery and related products merchant wholesalers				
	All establishments	68	1 810	21 676	89 539
	Establishments with 1 to 4 employees	39	X	X	X
	Establishments with 5 to 9 employees	6	X	X	X
	Establishments with 10 to 19 employees	7	X	X	X
	Establishments with 20 to 49 employees	6	X	X	X
	Establishments with 50 to 99 employees	6	X	X	X
	Establishments with 100 to 249 employees	3	X	X	X
	Establishments with 250 to 499 employees	1	X	X	X
	Establishments with 500 to 999 employees	—	X	X	X
	Establishments with 1,000 employees or more	—	X	X	X
4246	Chemical and allied products merchant wholesalers				
	All establishments	83	1 153	17 023	73 555
	Establishments with 1 to 4 employees	49	X	X	X
	Establishments with 5 to 9 employees	9	X	X	X
	Establishments with 10 to 19 employees	11	X	X	X
	Establishments with 20 to 49 employees	6	X	X	X
	Establishments with 50 to 99 employees	6	X	X	X
	Establishments with 100 to 249 employees	2	X	X	X
	Establishments with 250 to 499 employees	—	X	X	X
	Establishments with 500 to 999 employees	—	X	X	X
	Establishments with 1,000 employees or more	—	X	X	X
42469	Other chemical and allied products merchant wholesalers				
	All establishments	66	1 054	15 992	68 874
	Establishments with 1 to 4 employees	37	X	X	X
	Establishments with 5 to 9 employees	7	X	X	X
	Establishments with 10 to 19 employees	9	X	X	X
	Establishments with 20 to 49 employees	5	X	X	X
	Establishments with 50 to 99 employees	6	X	X	X
	Establishments with 100 to 249 employees	2	X	X	X
	Establishments with 250 to 499 employees	—	X	X	X
	Establishments with 500 to 999 employees	—	X	X	X
	Establishments with 1,000 employees or more	—	X	X	X

See footnotes at end of table.

Table 5. Establishments, Employees, and Payroll by Industry and Employment Size of Establishments by County: 2004—Con.

[Excludes most government employees, railroad employees, and self-employed persons. Size class 1 to 4 employees includes establishments having payroll, but no employees, during mid-March pay period. For meaning of abbreviations and symbols, see introductory text. For explanation of terms, see Appendix A. For statement on reliability, see the note at the end of the table and Appendix C]

NAICS code	Geography, kind of business, and employment size class	Establishments (number)	Paid employees for pay period including March 12 (number)	First-quarter payroll (\$1,000)	Annual payroll (\$1,000)
42	MIDDLESEX—Con.				
	Wholesale trade—Con.				
424	Nondurable goods merchant wholesalers—Con.				
4246	Chemical and allied products merchant wholesalers—Con.				
42469	Other chemical and allied products merchant wholesalers—Con.				
424690	Other chemical and allied products merchant wholesalers				
	All establishments	66	1 054	15 992	68 874
	Establishments with 1 to 4 employees	37	X	X	X
	Establishments with 5 to 9 employees	7	X	X	X
	Establishments with 10 to 19 employees	9	X	X	X
	Establishments with 20 to 49 employees	5	X	X	X
	Establishments with 50 to 99 employees	6	X	X	X
	Establishments with 100 to 249 employees	2	X	X	X
	Establishments with 250 to 499 employees	—	X	X	X
	Establishments with 500 to 999 employees	—	X	X	X
	Establishments with 1,000 employees or more	—	X	X	X
4247	Petroleum and petroleum products merchant wholesalers				
	All establishments	21	394	5 968	23 683
	Establishments with 1 to 4 employees	9	X	X	X
	Establishments with 5 to 9 employees	2	X	X	X
	Establishments with 10 to 19 employees	4	X	X	X
	Establishments with 20 to 49 employees	3	X	X	X
	Establishments with 50 to 99 employees	3	X	X	X
	Establishments with 100 to 249 employees	—	X	X	X
	Establishments with 250 to 499 employees	—	X	X	X
	Establishments with 500 to 999 employees	—	X	X	X
	Establishments with 1,000 employees or more	—	X	X	X
42471	Petroleum bulk stations and terminals				
	All establishments	10	301	4 953	20 113
	Establishments with 1 to 4 employees	3	X	X	X
	Establishments with 5 to 9 employees	—	X	X	X
	Establishments with 10 to 19 employees	2	X	X	X
	Establishments with 20 to 49 employees	2	X	X	X
	Establishments with 50 to 99 employees	3	X	X	X
	Establishments with 100 to 249 employees	—	X	X	X
	Establishments with 250 to 499 employees	—	X	X	X
	Establishments with 500 to 999 employees	—	X	X	X
	Establishments with 1,000 employees or more	—	X	X	X
424710	Petroleum bulk stations and terminals				
	All establishments	10	301	4 953	20 113
	Establishments with 1 to 4 employees	3	X	X	X
	Establishments with 5 to 9 employees	—	X	X	X
	Establishments with 10 to 19 employees	2	X	X	X
	Establishments with 20 to 49 employees	2	X	X	X
	Establishments with 50 to 99 employees	3	X	X	X
	Establishments with 100 to 249 employees	—	X	X	X
	Establishments with 250 to 499 employees	—	X	X	X
	Establishments with 500 to 999 employees	—	X	X	X
	Establishments with 1,000 employees or more	—	X	X	X
4248	Beer, wine, and distilled alcoholic beverage merchant wholesalers				
	All establishments	6	322	4 143	15 297
	Establishments with 1 to 4 employees	3	X	X	X
	Establishments with 5 to 9 employees	—	X	X	X
	Establishments with 10 to 19 employees	—	X	X	X
	Establishments with 20 to 49 employees	—	X	X	X
	Establishments with 50 to 99 employees	2	X	X	X
	Establishments with 100 to 249 employees	1	X	X	X
	Establishments with 250 to 499 employees	—	X	X	X
	Establishments with 500 to 999 employees	—	X	X	X
	Establishments with 1,000 employees or more	—	X	X	X
42481	Beer and ale merchant wholesalers				
	All establishments	4	c	D	D
	Establishments with 1 to 4 employees	2	X	X	X
	Establishments with 5 to 9 employees	—	X	X	X
	Establishments with 10 to 19 employees	—	X	X	X
	Establishments with 20 to 49 employees	—	X	X	X
	Establishments with 50 to 99 employees	1	X	X	X
	Establishments with 100 to 249 employees	1	X	X	X
	Establishments with 250 to 499 employees	—	X	X	X
	Establishments with 500 to 999 employees	—	X	X	X
	Establishments with 1,000 employees or more	—	X	X	X
424810	Beer and ale merchant wholesalers				
	All establishments	4	c	D	D
	Establishments with 1 to 4 employees	2	X	X	X
	Establishments with 5 to 9 employees	—	X	X	X
	Establishments with 10 to 19 employees	—	X	X	X
	Establishments with 20 to 49 employees	—	X	X	X
	Establishments with 50 to 99 employees	1	X	X	X
	Establishments with 100 to 249 employees	1	X	X	X
	Establishments with 250 to 499 employees	—	X	X	X
	Establishments with 500 to 999 employees	—	X	X	X
	Establishments with 1,000 employees or more	—	X	X	X

See footnotes at end of table.

Table 5. Establishments, Employees, and Payroll by Industry and Employment Size of Establishments by County: 2004—Con.

[Excludes most government employees, railroad employees, and self-employed persons. Size class 1 to 4 employees includes establishments having payroll, but no employees, during mid-March pay period. For meaning of abbreviations and symbols, see introductory text. For explanation of terms, see Appendix A. For statement on reliability, see the note at the end of the table and Appendix C]

NAICS code	Geography, kind of business, and employment size class	Establishments (number)	Paid employees for pay period including March 12 (number)	First-quarter payroll (\$1,000)	Annual payroll (\$1,000)
	MIDDLESEX—Con.				
42	Wholesale trade—Con.				
424	Nondurable goods merchant wholesalers—Con.				
4249	Miscellaneous nondurable goods merchant wholesalers				
	All establishments	132	1 669	16 019	70 584
	Establishments with 1 to 4 employees	72	X	X	X
	Establishments with 5 to 9 employees	25	X	X	X
	Establishments with 10 to 19 employees	9	X	X	X
	Establishments with 20 to 49 employees	14	X	X	X
	Establishments with 50 to 99 employees	11	X	X	X
	Establishments with 100 to 249 employees	1	X	X	X
	Establishments with 250 to 499 employees	—	X	X	X
	Establishments with 500 to 999 employees	—	X	X	X
	Establishments with 1,000 employees or more	—	X	X	X
42492	Book, periodical, and newspaper merchant wholesalers				
	All establishments	18	453	3 617	16 154
	Establishments with 1 to 4 employees	7	X	X	X
	Establishments with 5 to 9 employees	1	X	X	X
	Establishments with 10 to 19 employees	3	X	X	X
	Establishments with 20 to 49 employees	3	X	X	X
	Establishments with 50 to 99 employees	3	X	X	X
	Establishments with 100 to 249 employees	1	X	X	X
	Establishments with 250 to 499 employees	—	X	X	X
	Establishments with 500 to 999 employees	—	X	X	X
	Establishments with 1,000 employees or more	—	X	X	X
424920	Book, periodical, and newspaper merchant wholesalers				
	All establishments	18	453	3 617	16 154
	Establishments with 1 to 4 employees	7	X	X	X
	Establishments with 5 to 9 employees	1	X	X	X
	Establishments with 10 to 19 employees	3	X	X	X
	Establishments with 20 to 49 employees	3	X	X	X
	Establishments with 50 to 99 employees	3	X	X	X
	Establishments with 100 to 249 employees	1	X	X	X
	Establishments with 250 to 499 employees	—	X	X	X
	Establishments with 500 to 999 employees	—	X	X	X
	Establishments with 1,000 employees or more	—	X	X	X
42493	Flower, nursery stock, and florists' supplies merchant wholesalers				
	All establishments	19	258	2 044	10 192
	Establishments with 1 to 4 employees	9	X	X	X
	Establishments with 5 to 9 employees	5	X	X	X
	Establishments with 10 to 19 employees	1	X	X	X
	Establishments with 20 to 49 employees	2	X	X	X
	Establishments with 50 to 99 employees	2	X	X	X
	Establishments with 100 to 249 employees	—	X	X	X
	Establishments with 250 to 499 employees	—	X	X	X
	Establishments with 500 to 999 employees	—	X	X	X
	Establishments with 1,000 employees or more	—	X	X	X
424930	Flower, nursery stock, and florists' supplies merchant wholesalers				
	All establishments	19	258	2 044	10 192
	Establishments with 1 to 4 employees	9	X	X	X
	Establishments with 5 to 9 employees	5	X	X	X
	Establishments with 10 to 19 employees	1	X	X	X
	Establishments with 20 to 49 employees	2	X	X	X
	Establishments with 50 to 99 employees	2	X	X	X
	Establishments with 100 to 249 employees	—	X	X	X
	Establishments with 250 to 499 employees	—	X	X	X
	Establishments with 500 to 999 employees	—	X	X	X
	Establishments with 1,000 employees or more	—	X	X	X
42494	Tobacco and tobacco product merchant wholesalers				
	All establishments	7	239	2 261	9 874
	Establishments with 1 to 4 employees	3	X	X	X
	Establishments with 5 to 9 employees	—	X	X	X
	Establishments with 10 to 19 employees	1	X	X	X
	Establishments with 20 to 49 employees	—	X	X	X
	Establishments with 50 to 99 employees	3	X	X	X
	Establishments with 100 to 249 employees	—	X	X	X
	Establishments with 250 to 499 employees	—	X	X	X
	Establishments with 500 to 999 employees	—	X	X	X
	Establishments with 1,000 employees or more	—	X	X	X
424940	Tobacco and tobacco product merchant wholesalers				
	All establishments	7	239	2 261	9 874
	Establishments with 1 to 4 employees	3	X	X	X
	Establishments with 5 to 9 employees	—	X	X	X
	Establishments with 10 to 19 employees	1	X	X	X
	Establishments with 20 to 49 employees	—	X	X	X
	Establishments with 50 to 99 employees	3	X	X	X
	Establishments with 100 to 249 employees	—	X	X	X
	Establishments with 250 to 499 employees	—	X	X	X
	Establishments with 500 to 999 employees	—	X	X	X
	Establishments with 1,000 employees or more	—	X	X	X

See footnotes at end of table.

Table 5. Establishments, Employees, and Payroll by Industry and Employment Size of Establishments by County: 2004—Con.

[Excludes most government employees, railroad employees, and self-employed persons. Size class 1 to 4 employees includes establishments having payroll, but no employees, during mid-March pay period. For meaning of abbreviations and symbols, see introductory text. For explanation of terms, see Appendix A. For statement on reliability, see the note at the end of the table and Appendix C]

NAICS code	Geography, kind of business, and employment size class	Establishments (number)	Paid employees for pay period including March 12 (number)	First-quarter payroll (\$1,000)	Annual payroll (\$1,000)
	MIDDLESEX—Con.				
42	Wholesale trade—Con.				
424	Nondurable goods merchant wholesalers—Con.				
4249	Miscellaneous nondurable goods merchant wholesalers—Con.				
42495	Paint, varnish, and supplies merchant wholesalers				
	All establishments	9	101	1 196	4 811
	Establishments with 1 to 4 employees	2	X	X	X
	Establishments with 5 to 9 employees	3	X	X	X
	Establishments with 10 to 19 employees	1	X	X	X
	Establishments with 20 to 49 employees	3	X	X	X
	Establishments with 50 to 99 employees	—	X	X	X
	Establishments with 100 to 249 employees	—	X	X	X
	Establishments with 250 to 499 employees	—	X	X	X
	Establishments with 500 to 999 employees	—	X	X	X
	Establishments with 1,000 employees or more	—	X	X	X
424950	Paint, varnish, and supplies merchant wholesalers				
	All establishments	9	101	1 196	4 811
	Establishments with 1 to 4 employees	2	X	X	X
	Establishments with 5 to 9 employees	3	X	X	X
	Establishments with 10 to 19 employees	1	X	X	X
	Establishments with 20 to 49 employees	3	X	X	X
	Establishments with 50 to 99 employees	—	X	X	X
	Establishments with 100 to 249 employees	—	X	X	X
	Establishments with 250 to 499 employees	—	X	X	X
	Establishments with 500 to 999 employees	—	X	X	X
	Establishments with 1,000 employees or more	—	X	X	X
42499	Other miscellaneous nondurable goods merchant wholesalers				
	All establishments	66	537	6 207	26 934
	Establishments with 1 to 4 employees	45	X	X	X
	Establishments with 5 to 9 employees	11	X	X	X
	Establishments with 10 to 19 employees	3	X	X	X
	Establishments with 20 to 49 employees	4	X	X	X
	Establishments with 50 to 99 employees	3	X	X	X
	Establishments with 100 to 249 employees	—	X	X	X
	Establishments with 250 to 499 employees	—	X	X	X
	Establishments with 500 to 999 employees	—	X	X	X
	Establishments with 1,000 employees or more	—	X	X	X
424990	Other miscellaneous nondurable goods merchant wholesalers				
	All establishments	66	537	6 207	26 934
	Establishments with 1 to 4 employees	45	X	X	X
	Establishments with 5 to 9 employees	11	X	X	X
	Establishments with 10 to 19 employees	3	X	X	X
	Establishments with 20 to 49 employees	4	X	X	X
	Establishments with 50 to 99 employees	3	X	X	X
	Establishments with 100 to 249 employees	—	X	X	X
	Establishments with 250 to 499 employees	—	X	X	X
	Establishments with 500 to 999 employees	—	X	X	X
	Establishments with 1,000 employees or more	—	X	X	X
425	Wholesale electronic markets and agents and brokers				
	All establishments	159	772	8 605	41 257
	Establishments with 1 to 4 employees	116	X	X	X
	Establishments with 5 to 9 employees	25	X	X	X
	Establishments with 10 to 19 employees	10	X	X	X
	Establishments with 20 to 49 employees	6	X	X	X
	Establishments with 50 to 99 employees	2	X	X	X
	Establishments with 100 to 249 employees	—	X	X	X
	Establishments with 250 to 499 employees	—	X	X	X
	Establishments with 500 to 999 employees	—	X	X	X
	Establishments with 1,000 employees or more	—	X	X	X
4251	Wholesale electronic markets and agents and brokers				
	All establishments	159	772	8 605	41 257
	Establishments with 1 to 4 employees	116	X	X	X
	Establishments with 5 to 9 employees	25	X	X	X
	Establishments with 10 to 19 employees	10	X	X	X
	Establishments with 20 to 49 employees	6	X	X	X
	Establishments with 50 to 99 employees	2	X	X	X
	Establishments with 100 to 249 employees	—	X	X	X
	Establishments with 250 to 499 employees	—	X	X	X
	Establishments with 500 to 999 employees	—	X	X	X
	Establishments with 1,000 employees or more	—	X	X	X
42512	Wholesale trade agents and brokers				
	All establishments	150	736	8 453	40 256
	Establishments with 1 to 4 employees	110	X	X	X
	Establishments with 5 to 9 employees	24	X	X	X
	Establishments with 10 to 19 employees	8	X	X	X
	Establishments with 20 to 49 employees	6	X	X	X
	Establishments with 50 to 99 employees	2	X	X	X
	Establishments with 100 to 249 employees	—	X	X	X
	Establishments with 250 to 499 employees	—	X	X	X
	Establishments with 500 to 999 employees	—	X	X	X
	Establishments with 1,000 employees or more	—	X	X	X

See footnotes at end of table.

Table 5. Establishments, Employees, and Payroll by Industry and Employment Size of Establishments by County: 2004—Con.

[Excludes most government employees, railroad employees, and self-employed persons. Size class 1 to 4 employees includes establishments having payroll, but no employees, during mid-March pay period. For meaning of abbreviations and symbols, see introductory text. For explanation of terms, see Appendix A. For statement on reliability, see the note at the end of the table and Appendix C]

NAICS code	Geography, kind of business, and employment size class	Establishments (number)	Paid employees for pay period including March 12 (number)	First-quarter payroll (\$1,000)	Annual payroll (\$1,000)
42	MIDDLESEX—Con.				
	Wholesale trade—Con.				
425	Wholesale electronic markets and agents and brokers—Con.				
4251	Wholesale electronic markets and agents and brokers—Con.				
42512	Wholesale trade agents and brokers—Con.				
425120	Wholesale trade agents and brokers				
	All establishments	150	736	8 453	40 256
	Establishments with 1 to 4 employees	110	X	X	X
	Establishments with 5 to 9 employees	24	X	X	X
	Establishments with 10 to 19 employees	8	X	X	X
	Establishments with 20 to 49 employees	6	X	X	X
	Establishments with 50 to 99 employees	2	X	X	X
	Establishments with 100 to 249 employees	—	X	X	X
	Establishments with 250 to 499 employees	—	X	X	X
	Establishments with 500 to 999 employees	—	X	X	X
	Establishments with 1,000 employees or more	—	X	X	X
44-45	Retail trade				
	All establishments	2 799	41 033	229 590	956 098
	Establishments with 1 to 4 employees	1 487	X	X	X
	Establishments with 5 to 9 employees	530	X	X	X
	Establishments with 10 to 19 employees	353	X	X	X
	Establishments with 20 to 49 employees	275	X	X	X
	Establishments with 50 to 99 employees	66	X	X	X
	Establishments with 100 to 249 employees	72	X	X	X
	Establishments with 250 to 499 employees	15	X	X	X
	Establishments with 500 to 999 employees	1	X	X	X
	Establishments with 1,000 employees or more	—	X	X	X
441	Motor vehicle and parts dealers				
	All establishments	226	4 519	42 455	184 206
	Establishments with 1 to 4 employees	83	X	X	X
	Establishments with 5 to 9 employees	53	X	X	X
	Establishments with 10 to 19 employees	34	X	X	X
	Establishments with 20 to 49 employees	36	X	X	X
	Establishments with 50 to 99 employees	10	X	X	X
	Establishments with 100 to 249 employees	9	X	X	X
	Establishments with 250 to 499 employees	1	X	X	X
	Establishments with 500 to 999 employees	—	X	X	X
	Establishments with 1,000 employees or more	—	X	X	X
4411	Automobile dealers				
	All establishments	88	3 323	34 558	149 818
	Establishments with 1 to 4 employees	30	X	X	X
	Establishments with 5 to 9 employees	7	X	X	X
	Establishments with 10 to 19 employees	8	X	X	X
	Establishments with 20 to 49 employees	23	X	X	X
	Establishments with 50 to 99 employees	10	X	X	X
	Establishments with 100 to 249 employees	9	X	X	X
	Establishments with 250 to 499 employees	1	X	X	X
	Establishments with 500 to 999 employees	—	X	X	X
	Establishments with 1,000 employees or more	—	X	X	X
44111	New car dealers				
	All establishments	58	3 181	33 417	144 302
	Establishments with 1 to 4 employees	11	X	X	X
	Establishments with 5 to 9 employees	1	X	X	X
	Establishments with 10 to 19 employees	4	X	X	X
	Establishments with 20 to 49 employees	22	X	X	X
	Establishments with 50 to 99 employees	10	X	X	X
	Establishments with 100 to 249 employees	9	X	X	X
	Establishments with 250 to 499 employees	1	X	X	X
	Establishments with 500 to 999 employees	—	X	X	X
	Establishments with 1,000 employees or more	—	X	X	X
441110	New car dealers				
	All establishments	58	3 181	33 417	144 302
	Establishments with 1 to 4 employees	11	X	X	X
	Establishments with 5 to 9 employees	1	X	X	X
	Establishments with 10 to 19 employees	4	X	X	X
	Establishments with 20 to 49 employees	22	X	X	X
	Establishments with 50 to 99 employees	10	X	X	X
	Establishments with 100 to 249 employees	9	X	X	X
	Establishments with 250 to 499 employees	1	X	X	X
	Establishments with 500 to 999 employees	—	X	X	X
	Establishments with 1,000 employees or more	—	X	X	X
44112	Used car dealers				
	All establishments	30	142	1 141	5 516
	Establishments with 1 to 4 employees	19	X	X	X
	Establishments with 5 to 9 employees	6	X	X	X
	Establishments with 10 to 19 employees	4	X	X	X
	Establishments with 20 to 49 employees	1	X	X	X
	Establishments with 50 to 99 employees	—	X	X	X
	Establishments with 100 to 249 employees	—	X	X	X
	Establishments with 250 to 499 employees	—	X	X	X
	Establishments with 500 to 999 employees	—	X	X	X
	Establishments with 1,000 employees or more	—	X	X	X

See footnotes at end of table.

Table 5. Establishments, Employees, and Payroll by Industry and Employment Size of Establishments by County: 2004—Con.

[Excludes most government employees, railroad employees, and self-employed persons. Size class 1 to 4 employees includes establishments having payroll, but no employees, during mid-March pay period. For meaning of abbreviations and symbols, see introductory text. For explanation of terms, see Appendix A. For statement on reliability, see the note at the end of the table and Appendix C]

NAICS code	Geography, kind of business, and employment size class	Establishments (number)	Paid employees for pay period including March 12 (number)	First-quarter payroll (\$1,000)	Annual payroll (\$1,000)
44-45	MIDDLESEX—Con.				
	Retail trade—Con.				
441	Motor vehicle and parts dealers—Con.				
4411	Automobile dealers—Con.				
44112	Used car dealers—Con.				
441120	Used car dealers				
	All establishments	30	142	1 141	5 516
	Establishments with 1 to 4 employees	19	X	X	X
	Establishments with 5 to 9 employees	6	X	X	X
	Establishments with 10 to 19 employees	4	X	X	X
	Establishments with 20 to 49 employees	1	X	X	X
	Establishments with 50 to 99 employees	—	X	X	X
	Establishments with 100 to 249 employees	—	X	X	X
	Establishments with 250 to 499 employees	—	X	X	X
	Establishments with 500 to 999 employees	—	X	X	X
	Establishments with 1,000 employees or more	—	X	X	X
4412	Other motor vehicle dealers				
	All establishments	15	125	880	4 662
	Establishments with 1 to 4 employees	8	X	X	X
	Establishments with 5 to 9 employees	3	X	X	X
	Establishments with 10 to 19 employees	2	X	X	X
	Establishments with 20 to 49 employees	2	X	X	X
	Establishments with 50 to 99 employees	—	X	X	X
	Establishments with 100 to 249 employees	—	X	X	X
	Establishments with 250 to 499 employees	—	X	X	X
	Establishments with 500 to 999 employees	—	X	X	X
	Establishments with 1,000 employees or more	—	X	X	X
44122	Motorcycle, boat, and other motor vehicle dealers				
	All establishments	15	125	880	4 662
	Establishments with 1 to 4 employees	8	X	X	X
	Establishments with 5 to 9 employees	3	X	X	X
	Establishments with 10 to 19 employees	2	X	X	X
	Establishments with 20 to 49 employees	2	X	X	X
	Establishments with 50 to 99 employees	—	X	X	X
	Establishments with 100 to 249 employees	—	X	X	X
	Establishments with 250 to 499 employees	—	X	X	X
	Establishments with 500 to 999 employees	—	X	X	X
	Establishments with 1,000 employees or more	—	X	X	X
4413	Automotive parts, accessories, and tire stores				
	All establishments	123	1 071	7 017	29 726
	Establishments with 1 to 4 employees	45	X	X	X
	Establishments with 5 to 9 employees	43	X	X	X
	Establishments with 10 to 19 employees	24	X	X	X
	Establishments with 20 to 49 employees	11	X	X	X
	Establishments with 50 to 99 employees	—	X	X	X
	Establishments with 100 to 249 employees	—	X	X	X
	Establishments with 250 to 499 employees	—	X	X	X
	Establishments with 500 to 999 employees	—	X	X	X
	Establishments with 1,000 employees or more	—	X	X	X
44131	Automotive parts and accessories stores				
	All establishments	87	707	3 860	16 101
	Establishments with 1 to 4 employees	41	X	X	X
	Establishments with 5 to 9 employees	25	X	X	X
	Establishments with 10 to 19 employees	12	X	X	X
	Establishments with 20 to 49 employees	9	X	X	X
	Establishments with 50 to 99 employees	—	X	X	X
	Establishments with 100 to 249 employees	—	X	X	X
	Establishments with 250 to 499 employees	—	X	X	X
	Establishments with 500 to 999 employees	—	X	X	X
	Establishments with 1,000 employees or more	—	X	X	X
441310	Automotive parts and accessories stores				
	All establishments	87	707	3 860	16 101
	Establishments with 1 to 4 employees	41	X	X	X
	Establishments with 5 to 9 employees	25	X	X	X
	Establishments with 10 to 19 employees	12	X	X	X
	Establishments with 20 to 49 employees	9	X	X	X
	Establishments with 50 to 99 employees	—	X	X	X
	Establishments with 100 to 249 employees	—	X	X	X
	Establishments with 250 to 499 employees	—	X	X	X
	Establishments with 500 to 999 employees	—	X	X	X
	Establishments with 1,000 employees or more	—	X	X	X
44132	Tire dealers				
	All establishments	36	364	3 157	13 625
	Establishments with 1 to 4 employees	4	X	X	X
	Establishments with 5 to 9 employees	18	X	X	X
	Establishments with 10 to 19 employees	12	X	X	X
	Establishments with 20 to 49 employees	2	X	X	X
	Establishments with 50 to 99 employees	—	X	X	X
	Establishments with 100 to 249 employees	—	X	X	X
	Establishments with 250 to 499 employees	—	X	X	X
	Establishments with 500 to 999 employees	—	X	X	X
	Establishments with 1,000 employees or more	—	X	X	X

See footnotes at end of table.

Table 5. Establishments, Employees, and Payroll by Industry and Employment Size of Establishments by County: 2004—Con.

[Excludes most government employees, railroad employees, and self-employed persons. Size class 1 to 4 employees includes establishments having payroll, but no employees, during mid-March pay period. For meaning of abbreviations and symbols, see introductory text. For explanation of terms, see Appendix A. For statement on reliability, see the note at the end of the table and Appendix C]

NAICS code	Geography, kind of business, and employment size class	Establishments (number)	Paid employees for pay period including March 12 (number)	First-quarter payroll (\$1,000)	Annual payroll (\$1,000)
MIDDLESEX—Con.					
44-45	Retail trade—Con.				
441	Motor vehicle and parts dealers—Con.				
4413	Automotive parts, accessories, and tire stores—Con.				
44132	Tire dealers—Con.				
441320	Tire dealers				
	All establishments	36	364	3 157	13 625
	Establishments with 1 to 4 employees	4	X	X	X
	Establishments with 5 to 9 employees	18	X	X	X
	Establishments with 10 to 19 employees	12	X	X	X
	Establishments with 20 to 49 employees	2	X	X	X
	Establishments with 50 to 99 employees	—	X	X	X
	Establishments with 100 to 249 employees	—	X	X	X
	Establishments with 250 to 499 employees	—	X	X	X
	Establishments with 500 to 999 employees	—	X	X	X
	Establishments with 1,000 employees or more	—	X	X	X
442	Furniture and home furnishings stores				
	All establishments	167	1 665	10 696	43 767
	Establishments with 1 to 4 employees	102	X	X	X
	Establishments with 5 to 9 employees	26	X	X	X
	Establishments with 10 to 19 employees	21	X	X	X
	Establishments with 20 to 49 employees	14	X	X	X
	Establishments with 50 to 99 employees	2	X	X	X
	Establishments with 100 to 249 employees	1	X	X	X
	Establishments with 250 to 499 employees	1	X	X	X
	Establishments with 500 to 999 employees	—	X	X	X
	Establishments with 1,000 employees or more	—	X	X	X
4421	Furniture stores				
	All establishments	77	517	4 621	18 162
	Establishments with 1 to 4 employees	45	X	X	X
	Establishments with 5 to 9 employees	13	X	X	X
	Establishments with 10 to 19 employees	12	X	X	X
	Establishments with 20 to 49 employees	7	X	X	X
	Establishments with 50 to 99 employees	—	X	X	X
	Establishments with 100 to 249 employees	—	X	X	X
	Establishments with 250 to 499 employees	—	X	X	X
	Establishments with 500 to 999 employees	—	X	X	X
	Establishments with 1,000 employees or more	—	X	X	X
44211	Furniture stores				
	All establishments	77	517	4 621	18 162
	Establishments with 1 to 4 employees	45	X	X	X
	Establishments with 5 to 9 employees	13	X	X	X
	Establishments with 10 to 19 employees	12	X	X	X
	Establishments with 20 to 49 employees	7	X	X	X
	Establishments with 50 to 99 employees	—	X	X	X
	Establishments with 100 to 249 employees	—	X	X	X
	Establishments with 250 to 499 employees	—	X	X	X
	Establishments with 500 to 999 employees	—	X	X	X
	Establishments with 1,000 employees or more	—	X	X	X
442110	Furniture stores				
	All establishments	77	517	4 621	18 162
	Establishments with 1 to 4 employees	45	X	X	X
	Establishments with 5 to 9 employees	13	X	X	X
	Establishments with 10 to 19 employees	12	X	X	X
	Establishments with 20 to 49 employees	7	X	X	X
	Establishments with 50 to 99 employees	—	X	X	X
	Establishments with 100 to 249 employees	—	X	X	X
	Establishments with 250 to 499 employees	—	X	X	X
	Establishments with 500 to 999 employees	—	X	X	X
	Establishments with 1,000 employees or more	—	X	X	X
4422	Home furnishings stores				
	All establishments	90	1 148	6 075	25 605
	Establishments with 1 to 4 employees	57	X	X	X
	Establishments with 5 to 9 employees	13	X	X	X
	Establishments with 10 to 19 employees	9	X	X	X
	Establishments with 20 to 49 employees	7	X	X	X
	Establishments with 50 to 99 employees	2	X	X	X
	Establishments with 100 to 249 employees	1	X	X	X
	Establishments with 250 to 499 employees	1	X	X	X
	Establishments with 500 to 999 employees	—	X	X	X
	Establishments with 1,000 employees or more	—	X	X	X
44221	Floor covering stores				
	All establishments	41	178	1 695	7 080
	Establishments with 1 to 4 employees	32	X	X	X
	Establishments with 5 to 9 employees	4	X	X	X
	Establishments with 10 to 19 employees	2	X	X	X
	Establishments with 20 to 49 employees	3	X	X	X
	Establishments with 50 to 99 employees	—	X	X	X
	Establishments with 100 to 249 employees	—	X	X	X
	Establishments with 250 to 499 employees	—	X	X	X
	Establishments with 500 to 999 employees	—	X	X	X
	Establishments with 1,000 employees or more	—	X	X	X

See footnotes at end of table.

Table 5. Establishments, Employees, and Payroll by Industry and Employment Size of Establishments by County: 2004—Con.

[Excludes most government employees, railroad employees, and self-employed persons. Size class 1 to 4 employees includes establishments having payroll, but no employees, during mid-March pay period. For meaning of abbreviations and symbols, see introductory text. For explanation of terms, see Appendix A. For statement on reliability, see the note at the end of the table and Appendix C]

NAICS code	Geography, kind of business, and employment size class	Establishments (number)	Paid employees for pay period including March 12 (number)	First-quarter payroll (\$1,000)	Annual payroll (\$1,000)
	MIDDLESEX—Con.				
44-45	Retail trade—Con.				
442	Furniture and home furnishings stores—Con.				
4422	Home furnishings stores—Con.				
44221	Floor covering stores—Con.				
442210	Floor covering stores				
	All establishments	41	178	1 695	7 080
	Establishments with 1 to 4 employees	32	X	X	X
	Establishments with 5 to 9 employees	4	X	X	X
	Establishments with 10 to 19 employees	2	X	X	X
	Establishments with 20 to 49 employees	3	X	X	X
	Establishments with 50 to 99 employees	—	X	X	X
	Establishments with 100 to 249 employees	—	X	X	X
	Establishments with 250 to 499 employees	—	X	X	X
	Establishments with 500 to 999 employees	—	X	X	X
	Establishments with 1,000 employees or more	—	X	X	X
44229	Other home furnishings stores				
	All establishments	49	970	4 380	18 525
	Establishments with 1 to 4 employees	25	X	X	X
	Establishments with 5 to 9 employees	9	X	X	X
	Establishments with 10 to 19 employees	7	X	X	X
	Establishments with 20 to 49 employees	4	X	X	X
	Establishments with 50 to 99 employees	2	X	X	X
	Establishments with 100 to 249 employees	1	X	X	X
	Establishments with 250 to 499 employees	1	X	X	X
	Establishments with 500 to 999 employees	—	X	X	X
	Establishments with 1,000 employees or more	—	X	X	X
442299	All other home furnishings stores				
	All establishments	38	930	4 175	17 480
	Establishments with 1 to 4 employees	17	X	X	X
	Establishments with 5 to 9 employees	6	X	X	X
	Establishments with 10 to 19 employees	7	X	X	X
	Establishments with 20 to 49 employees	4	X	X	X
	Establishments with 50 to 99 employees	2	X	X	X
	Establishments with 100 to 249 employees	1	X	X	X
	Establishments with 250 to 499 employees	1	X	X	X
	Establishments with 500 to 999 employees	—	X	X	X
	Establishments with 1,000 employees or more	—	X	X	X
443	Electronics and appliance stores				
	All establishments	156	1 762	11 057	46 261
	Establishments with 1 to 4 employees	84	X	X	X
	Establishments with 5 to 9 employees	40	X	X	X
	Establishments with 10 to 19 employees	16	X	X	X
	Establishments with 20 to 49 employees	8	X	X	X
	Establishments with 50 to 99 employees	3	X	X	X
	Establishments with 100 to 249 employees	5	X	X	X
	Establishments with 250 to 499 employees	—	X	X	X
	Establishments with 500 to 999 employees	—	X	X	X
	Establishments with 1,000 employees or more	—	X	X	X
4431	Electronics and appliance stores				
	All establishments	156	1 762	11 057	46 261
	Establishments with 1 to 4 employees	84	X	X	X
	Establishments with 5 to 9 employees	40	X	X	X
	Establishments with 10 to 19 employees	16	X	X	X
	Establishments with 20 to 49 employees	8	X	X	X
	Establishments with 50 to 99 employees	3	X	X	X
	Establishments with 100 to 249 employees	5	X	X	X
	Establishments with 250 to 499 employees	—	X	X	X
	Establishments with 500 to 999 employees	—	X	X	X
	Establishments with 1,000 employees or more	—	X	X	X
44311	Appliance, television, and other electronics stores				
	All establishments	99	1 428	8 395	34 565
	Establishments with 1 to 4 employees	51	X	X	X
	Establishments with 5 to 9 employees	23	X	X	X
	Establishments with 10 to 19 employees	10	X	X	X
	Establishments with 20 to 49 employees	8	X	X	X
	Establishments with 50 to 99 employees	2	X	X	X
	Establishments with 100 to 249 employees	5	X	X	X
	Establishments with 250 to 499 employees	—	X	X	X
	Establishments with 500 to 999 employees	—	X	X	X
	Establishments with 1,000 employees or more	—	X	X	X
443111	Household appliance stores				
	All establishments	29	343	2 448	10 242
	Establishments with 1 to 4 employees	19	X	X	X
	Establishments with 5 to 9 employees	2	X	X	X
	Establishments with 10 to 19 employees	3	X	X	X
	Establishments with 20 to 49 employees	4	X	X	X
	Establishments with 50 to 99 employees	—	X	X	X
	Establishments with 100 to 249 employees	1	X	X	X
	Establishments with 250 to 499 employees	—	X	X	X
	Establishments with 500 to 999 employees	—	X	X	X
	Establishments with 1,000 employees or more	—	X	X	X

See footnotes at end of table.

Table 5. Establishments, Employees, and Payroll by Industry and Employment Size of Establishments by County: 2004—Con.

[Excludes most government employees, railroad employees, and self-employed persons. Size class 1 to 4 employees includes establishments having payroll, but no employees, during mid-March pay period. For meaning of abbreviations and symbols, see introductory text. For explanation of terms, see Appendix A. For statement on reliability, see the note at the end of the table and Appendix C]

NAICS code	Geography, kind of business, and employment size class	Establishments (number)	Paid employees for pay period including March 12 (number)	First-quarter payroll (\$1,000)	Annual payroll (\$1,000)
44-45	MIDDLESEX—Con.				
	Retail trade—Con.				
443	Electronics and appliance stores—Con.				
4431	Electronics and appliance stores—Con.				
44311	Appliance, television, and other electronics stores—Con.				
443112	Radio, television, and other electronics stores				
	All establishments	70	1 085	5 947	24 323
	Establishments with 1 to 4 employees	32	X	X	X
	Establishments with 5 to 9 employees	21	X	X	X
	Establishments with 10 to 19 employees	7	X	X	X
	Establishments with 20 to 49 employees	4	X	X	X
	Establishments with 50 to 99 employees	2	X	X	X
	Establishments with 100 to 249 employees	4	X	X	X
	Establishments with 250 to 499 employees	—	X	X	X
	Establishments with 500 to 999 employees	—	X	X	X
	Establishments with 1,000 employees or more	—	X	X	X
44312	Computer and software stores				
	All establishments	51	312	2 535	11 153
	Establishments with 1 to 4 employees	29	X	X	X
	Establishments with 5 to 9 employees	15	X	X	X
	Establishments with 10 to 19 employees	6	X	X	X
	Establishments with 20 to 49 employees	—	X	X	X
	Establishments with 50 to 99 employees	1	X	X	X
	Establishments with 100 to 249 employees	—	X	X	X
	Establishments with 250 to 499 employees	—	X	X	X
	Establishments with 500 to 999 employees	—	X	X	X
	Establishments with 1,000 employees or more	—	X	X	X
443120	Computer and software stores				
	All establishments	51	312	2 535	11 153
	Establishments with 1 to 4 employees	29	X	X	X
	Establishments with 5 to 9 employees	15	X	X	X
	Establishments with 10 to 19 employees	6	X	X	X
	Establishments with 20 to 49 employees	—	X	X	X
	Establishments with 50 to 99 employees	1	X	X	X
	Establishments with 100 to 249 employees	—	X	X	X
	Establishments with 250 to 499 employees	—	X	X	X
	Establishments with 500 to 999 employees	—	X	X	X
	Establishments with 1,000 employees or more	—	X	X	X
444	Building material and garden equipment and supplies dealers				
	All establishments	152	3 092	24 055	102 665
	Establishments with 1 to 4 employees	69	X	X	X
	Establishments with 5 to 9 employees	30	X	X	X
	Establishments with 10 to 19 employees	25	X	X	X
	Establishments with 20 to 49 employees	15	X	X	X
	Establishments with 50 to 99 employees	3	X	X	X
	Establishments with 100 to 249 employees	10	X	X	X
	Establishments with 250 to 499 employees	—	X	X	X
	Establishments with 500 to 999 employees	—	X	X	X
	Establishments with 1,000 employees or more	—	X	X	X
4441	Building material and supplies dealers				
	All establishments	128	3 022	23 731	100 358
	Establishments with 1 to 4 employees	52	X	X	X
	Establishments with 5 to 9 employees	23	X	X	X
	Establishments with 10 to 19 employees	25	X	X	X
	Establishments with 20 to 49 employees	15	X	X	X
	Establishments with 50 to 99 employees	3	X	X	X
	Establishments with 100 to 249 employees	10	X	X	X
	Establishments with 250 to 499 employees	—	X	X	X
	Establishments with 500 to 999 employees	—	X	X	X
	Establishments with 1,000 employees or more	—	X	X	X
44411	Home centers				
	All establishments	12	g	D	D
	Establishments with 1 to 4 employees	1	X	X	X
	Establishments with 5 to 9 employees	2	X	X	X
	Establishments with 10 to 19 employees	1	X	X	X
	Establishments with 20 to 49 employees	—	X	X	X
	Establishments with 50 to 99 employees	—	X	X	X
	Establishments with 100 to 249 employees	8	X	X	X
	Establishments with 250 to 499 employees	—	X	X	X
	Establishments with 500 to 999 employees	—	X	X	X
	Establishments with 1,000 employees or more	—	X	X	X
444110	Home centers				
	All establishments	12	g	D	D
	Establishments with 1 to 4 employees	1	X	X	X
	Establishments with 5 to 9 employees	2	X	X	X
	Establishments with 10 to 19 employees	1	X	X	X
	Establishments with 20 to 49 employees	—	X	X	X
	Establishments with 50 to 99 employees	—	X	X	X
	Establishments with 100 to 249 employees	8	X	X	X
	Establishments with 250 to 499 employees	—	X	X	X
	Establishments with 500 to 999 employees	—	X	X	X
	Establishments with 1,000 employees or more	—	X	X	X

See footnotes at end of table.

Table 5. Establishments, Employees, and Payroll by Industry and Employment Size of Establishments by County: 2004—Con.

[Excludes most government employees, railroad employees, and self-employed persons. Size class 1 to 4 employees includes establishments having payroll, but no employees, during mid-March pay period. For meaning of abbreviations and symbols, see introductory text. For explanation of terms, see Appendix A. For statement on reliability, see the note at the end of the table and Appendix C]

NAICS code	Geography, kind of business, and employment size class	Establishments (number)	Paid employees for pay period including March 12 (number)	First-quarter payroll (\$1,000)	Annual payroll (\$1,000)
	MIDDLESEX—Con.				
44-45	Retail trade—Con.				
444	Building material and garden equipment and supplies dealers—Con.				
4441	Building material and supplies dealers—Con.				
44413	Hardware stores				
	All establishments	18	227	1 318	5 889
	Establishments with 1 to 4 employees	10	X	X	X
	Establishments with 5 to 9 employees	3	X	X	X
	Establishments with 10 to 19 employees	1	X	X	X
	Establishments with 20 to 49 employees	3	X	X	X
	Establishments with 50 to 99 employees	1	X	X	X
	Establishments with 100 to 249 employees	—	X	X	X
	Establishments with 250 to 499 employees	—	X	X	X
	Establishments with 500 to 999 employees	—	X	X	X
	Establishments with 1,000 employees or more	—	X	X	X
444130	Hardware stores				
	All establishments	18	227	1 318	5 889
	Establishments with 1 to 4 employees	10	X	X	X
	Establishments with 5 to 9 employees	3	X	X	X
	Establishments with 10 to 19 employees	1	X	X	X
	Establishments with 20 to 49 employees	3	X	X	X
	Establishments with 50 to 99 employees	1	X	X	X
	Establishments with 100 to 249 employees	—	X	X	X
	Establishments with 250 to 499 employees	—	X	X	X
	Establishments with 500 to 999 employees	—	X	X	X
	Establishments with 1,000 employees or more	—	X	X	X
44419	Other building material dealers				
	All establishments	86	1 200	12 392	53 604
	Establishments with 1 to 4 employees	33	X	X	X
	Establishments with 5 to 9 employees	16	X	X	X
	Establishments with 10 to 19 employees	21	X	X	X
	Establishments with 20 to 49 employees	12	X	X	X
	Establishments with 50 to 99 employees	2	X	X	X
	Establishments with 100 to 249 employees	2	X	X	X
	Establishments with 250 to 499 employees	—	X	X	X
	Establishments with 500 to 999 employees	—	X	X	X
	Establishments with 1,000 employees or more	—	X	X	X
444190	Other building material dealers				
	All establishments	86	1 200	12 392	53 604
	Establishments with 1 to 4 employees	33	X	X	X
	Establishments with 5 to 9 employees	16	X	X	X
	Establishments with 10 to 19 employees	21	X	X	X
	Establishments with 20 to 49 employees	12	X	X	X
	Establishments with 50 to 99 employees	2	X	X	X
	Establishments with 100 to 249 employees	2	X	X	X
	Establishments with 250 to 499 employees	—	X	X	X
	Establishments with 500 to 999 employees	—	X	X	X
	Establishments with 1,000 employees or more	—	X	X	X
445	Food and beverage stores				
	All establishments	617	9 309	45 187	177 720
	Establishments with 1 to 4 employees	393	X	X	X
	Establishments with 5 to 9 employees	97	X	X	X
	Establishments with 10 to 19 employees	61	X	X	X
	Establishments with 20 to 49 employees	26	X	X	X
	Establishments with 50 to 99 employees	6	X	X	X
	Establishments with 100 to 249 employees	29	X	X	X
	Establishments with 250 to 499 employees	4	X	X	X
	Establishments with 500 to 999 employees	1	X	X	X
	Establishments with 1,000 employees or more	—	X	X	X
4451	Grocery stores				
	All establishments	395	8 313	41 173	161 170
	Establishments with 1 to 4 employees	255	X	X	X
	Establishments with 5 to 9 employees	44	X	X	X
	Establishments with 10 to 19 employees	34	X	X	X
	Establishments with 20 to 49 employees	22	X	X	X
	Establishments with 50 to 99 employees	6	X	X	X
	Establishments with 100 to 249 employees	29	X	X	X
	Establishments with 250 to 499 employees	4	X	X	X
	Establishments with 500 to 999 employees	1	X	X	X
	Establishments with 1,000 employees or more	—	X	X	X
44511	Supermarkets and other grocery (except convenience) stores				
	All establishments	208	7 263	37 057	143 778
	Establishments with 1 to 4 employees	128	X	X	X
	Establishments with 5 to 9 employees	20	X	X	X
	Establishments with 10 to 19 employees	13	X	X	X
	Establishments with 20 to 49 employees	7	X	X	X
	Establishments with 50 to 99 employees	6	X	X	X
	Establishments with 100 to 249 employees	29	X	X	X
	Establishments with 250 to 499 employees	4	X	X	X
	Establishments with 500 to 999 employees	1	X	X	X
	Establishments with 1,000 employees or more	—	X	X	X

See footnotes at end of table.

Table 5. Establishments, Employees, and Payroll by Industry and Employment Size of Establishments by County: 2004—Con.

[Excludes most government employees, railroad employees, and self-employed persons. Size class 1 to 4 employees includes establishments having payroll, but no employees, during mid-March pay period. For meaning of abbreviations and symbols, see introductory text. For explanation of terms, see Appendix A. For statement on reliability, see the note at the end of the table and Appendix C]

NAICS code	Geography, kind of business, and employment size class	Establishments (number)	Paid employees for pay period including March 12 (number)	First-quarter payroll (\$1,000)	Annual payroll (\$1,000)
	MIDDLESEX—Con.				
44-45	Retail trade—Con.				
445	Food and beverage stores—Con.				
4451	Grocery stores—Con.				
44511	Supermarkets and other grocery (except convenience) stores—Con.				
445110	Supermarkets and other grocery (except convenience) stores				
	All establishments	208	7 263	37 057	143 778
	Establishments with 1 to 4 employees	128	X	X	X
	Establishments with 5 to 9 employees	20	X	X	X
	Establishments with 10 to 19 employees	13	X	X	X
	Establishments with 20 to 49 employees	7	X	X	X
	Establishments with 50 to 99 employees	6	X	X	X
	Establishments with 100 to 249 employees	29	X	X	X
	Establishments with 250 to 499 employees	4	X	X	X
	Establishments with 500 to 999 employees	1	X	X	X
	Establishments with 1,000 employees or more	—	X	X	X
44512	Convenience stores				
	All establishments	187	1 050	4 116	17 392
	Establishments with 1 to 4 employees	127	X	X	X
	Establishments with 5 to 9 employees	24	X	X	X
	Establishments with 10 to 19 employees	21	X	X	X
	Establishments with 20 to 49 employees	15	X	X	X
	Establishments with 50 to 99 employees	—	X	X	X
	Establishments with 100 to 249 employees	—	X	X	X
	Establishments with 250 to 499 employees	—	X	X	X
	Establishments with 500 to 999 employees	—	X	X	X
	Establishments with 1,000 employees or more	—	X	X	X
445120	Convenience stores				
	All establishments	187	1 050	4 116	17 392
	Establishments with 1 to 4 employees	127	X	X	X
	Establishments with 5 to 9 employees	24	X	X	X
	Establishments with 10 to 19 employees	21	X	X	X
	Establishments with 20 to 49 employees	15	X	X	X
	Establishments with 50 to 99 employees	—	X	X	X
	Establishments with 100 to 249 employees	—	X	X	X
	Establishments with 250 to 499 employees	—	X	X	X
	Establishments with 500 to 999 employees	—	X	X	X
	Establishments with 1,000 employees or more	—	X	X	X
4452	Specialty food stores				
	All establishments	104	436	1 398	6 815
	Establishments with 1 to 4 employees	69	X	X	X
	Establishments with 5 to 9 employees	21	X	X	X
	Establishments with 10 to 19 employees	12	X	X	X
	Establishments with 20 to 49 employees	2	X	X	X
	Establishments with 50 to 99 employees	—	X	X	X
	Establishments with 100 to 249 employees	—	X	X	X
	Establishments with 250 to 499 employees	—	X	X	X
	Establishments with 500 to 999 employees	—	X	X	X
	Establishments with 1,000 employees or more	—	X	X	X
44529	Other specialty food stores				
	All establishments	59	246	647	3 529
	Establishments with 1 to 4 employees	39	X	X	X
	Establishments with 5 to 9 employees	13	X	X	X
	Establishments with 10 to 19 employees	6	X	X	X
	Establishments with 20 to 49 employees	1	X	X	X
	Establishments with 50 to 99 employees	—	X	X	X
	Establishments with 100 to 249 employees	—	X	X	X
	Establishments with 250 to 499 employees	—	X	X	X
	Establishments with 500 to 999 employees	—	X	X	X
	Establishments with 1,000 employees or more	—	X	X	X
445291	Baked goods stores				
	All establishments	24	110	320	1 847
	Establishments with 1 to 4 employees	16	X	X	X
	Establishments with 5 to 9 employees	5	X	X	X
	Establishments with 10 to 19 employees	2	X	X	X
	Establishments with 20 to 49 employees	1	X	X	X
	Establishments with 50 to 99 employees	—	X	X	X
	Establishments with 100 to 249 employees	—	X	X	X
	Establishments with 250 to 499 employees	—	X	X	X
	Establishments with 500 to 999 employees	—	X	X	X
	Establishments with 1,000 employees or more	—	X	X	X
4453	Beer, wine, and liquor stores				
	All establishments	118	560	2 616	9 735
	Establishments with 1 to 4 employees	69	X	X	X
	Establishments with 5 to 9 employees	32	X	X	X
	Establishments with 10 to 19 employees	15	X	X	X
	Establishments with 20 to 49 employees	2	X	X	X
	Establishments with 50 to 99 employees	—	X	X	X
	Establishments with 100 to 249 employees	—	X	X	X
	Establishments with 250 to 499 employees	—	X	X	X
	Establishments with 500 to 999 employees	—	X	X	X
	Establishments with 1,000 employees or more	—	X	X	X

See footnotes at end of table.

Table 5. Establishments, Employees, and Payroll by Industry and Employment Size of Establishments by County: 2004—Con.

[Excludes most government employees, railroad employees, and self-employed persons. Size class 1 to 4 employees includes establishments having payroll, but no employees, during mid-March pay period. For meaning of abbreviations and symbols, see introductory text. For explanation of terms, see Appendix A. For statement on reliability, see the note at the end of the table and Appendix C]

NAICS code	Geography, kind of business, and employment size class	Establishments (number)	Paid employees for pay period including March 12 (number)	First-quarter payroll (\$1,000)	Annual payroll (\$1,000)
	MIDDLESEX—Con.				
44-45	Retail trade—Con.				
445	Food and beverage stores—Con.				
4453	Beer, wine, and liquor stores—Con.				
44531	Beer, wine, and liquor stores				
	All establishments	118	560	2 616	9 735
	Establishments with 1 to 4 employees	69	X	X	X
	Establishments with 5 to 9 employees	32	X	X	X
	Establishments with 10 to 19 employees	15	X	X	X
	Establishments with 20 to 49 employees	2	X	X	X
	Establishments with 50 to 99 employees	—	X	X	X
	Establishments with 100 to 249 employees	—	X	X	X
	Establishments with 250 to 499 employees	—	X	X	X
	Establishments with 500 to 999 employees	—	X	X	X
	Establishments with 1,000 employees or more	—	X	X	X
445310	Beer, wine, and liquor stores				
	All establishments	118	560	2 616	9 735
	Establishments with 1 to 4 employees	69	X	X	X
	Establishments with 5 to 9 employees	32	X	X	X
	Establishments with 10 to 19 employees	15	X	X	X
	Establishments with 20 to 49 employees	2	X	X	X
	Establishments with 50 to 99 employees	—	X	X	X
	Establishments with 100 to 249 employees	—	X	X	X
	Establishments with 250 to 499 employees	—	X	X	X
	Establishments with 500 to 999 employees	—	X	X	X
	Establishments with 1,000 employees or more	—	X	X	X
446	Health and personal care stores				
	All establishments	238	3 697	22 325	90 243
	Establishments with 1 to 4 employees	95	X	X	X
	Establishments with 5 to 9 employees	46	X	X	X
	Establishments with 10 to 19 employees	31	X	X	X
	Establishments with 20 to 49 employees	54	X	X	X
	Establishments with 50 to 99 employees	10	X	X	X
	Establishments with 100 to 249 employees	1	X	X	X
	Establishments with 250 to 499 employees	1	X	X	X
	Establishments with 500 to 999 employees	—	X	X	X
	Establishments with 1,000 employees or more	—	X	X	X
4461	Health and personal care stores				
	All establishments	238	3 697	22 325	90 243
	Establishments with 1 to 4 employees	95	X	X	X
	Establishments with 5 to 9 employees	46	X	X	X
	Establishments with 10 to 19 employees	31	X	X	X
	Establishments with 20 to 49 employees	54	X	X	X
	Establishments with 50 to 99 employees	10	X	X	X
	Establishments with 100 to 249 employees	1	X	X	X
	Establishments with 250 to 499 employees	1	X	X	X
	Establishments with 500 to 999 employees	—	X	X	X
	Establishments with 1,000 employees or more	—	X	X	X
44611	Pharmacies and drug stores				
	All establishments	116	2 526	13 470	53 090
	Establishments with 1 to 4 employees	26	X	X	X
	Establishments with 5 to 9 employees	14	X	X	X
	Establishments with 10 to 19 employees	22	X	X	X
	Establishments with 20 to 49 employees	46	X	X	X
	Establishments with 50 to 99 employees	7	X	X	X
	Establishments with 100 to 249 employees	1	X	X	X
	Establishments with 250 to 499 employees	—	X	X	X
	Establishments with 500 to 999 employees	—	X	X	X
	Establishments with 1,000 employees or more	—	X	X	X
446110	Pharmacies and drug stores				
	All establishments	116	2 526	13 470	53 090
	Establishments with 1 to 4 employees	26	X	X	X
	Establishments with 5 to 9 employees	14	X	X	X
	Establishments with 10 to 19 employees	22	X	X	X
	Establishments with 20 to 49 employees	46	X	X	X
	Establishments with 50 to 99 employees	7	X	X	X
	Establishments with 100 to 249 employees	1	X	X	X
	Establishments with 250 to 499 employees	—	X	X	X
	Establishments with 500 to 999 employees	—	X	X	X
	Establishments with 1,000 employees or more	—	X	X	X
44612	Cosmetics, beauty supplies, and perfume stores				
	All establishments	34	609	5 129	20 817
	Establishments with 1 to 4 employees	14	X	X	X
	Establishments with 5 to 9 employees	11	X	X	X
	Establishments with 10 to 19 employees	2	X	X	X
	Establishments with 20 to 49 employees	5	X	X	X
	Establishments with 50 to 99 employees	1	X	X	X
	Establishments with 100 to 249 employees	—	X	X	X
	Establishments with 250 to 499 employees	1	X	X	X
	Establishments with 500 to 999 employees	—	X	X	X
	Establishments with 1,000 employees or more	—	X	X	X

See footnotes at end of table.

Table 5. Establishments, Employees, and Payroll by Industry and Employment Size of Establishments by County: 2004—Con.

[Excludes most government employees, railroad employees, and self-employed persons. Size class 1 to 4 employees includes establishments having payroll, but no employees, during mid-March pay period. For meaning of abbreviations and symbols, see introductory text. For explanation of terms, see Appendix A. For statement on reliability, see the note at the end of the table and Appendix C]

NAICS code	Geography, kind of business, and employment size class	Establishments (number)	Paid employees for pay period including March 12 (number)	First-quarter payroll (\$1,000)	Annual payroll (\$1,000)
MIDDLESEX—Con.					
44-45	Retail trade—Con.				
446	Health and personal care stores—Con.				
4461	Health and personal care stores—Con.				
44612	Cosmetics, beauty supplies, and perfume stores—Con.				
446120	Cosmetics, beauty supplies, and perfume stores				
	All establishments	34	609	5 129	20 817
	Establishments with 1 to 4 employees	14	X	X	X
	Establishments with 5 to 9 employees	11	X	X	X
	Establishments with 10 to 19 employees	2	X	X	X
	Establishments with 20 to 49 employees	5	X	X	X
	Establishments with 50 to 99 employees	1	X	X	X
	Establishments with 100 to 249 employees	—	X	X	X
	Establishments with 250 to 499 employees	1	X	X	X
	Establishments with 500 to 999 employees	—	X	X	X
	Establishments with 1,000 employees or more	—	X	X	X
44613	Optical goods stores				
	All establishments	41	225	1 352	5 466
	Establishments with 1 to 4 employees	24	X	X	X
	Establishments with 5 to 9 employees	12	X	X	X
	Establishments with 10 to 19 employees	2	X	X	X
	Establishments with 20 to 49 employees	3	X	X	X
	Establishments with 50 to 99 employees	—	X	X	X
	Establishments with 100 to 249 employees	—	X	X	X
	Establishments with 250 to 499 employees	—	X	X	X
	Establishments with 500 to 999 employees	—	X	X	X
	Establishments with 1,000 employees or more	—	X	X	X
446130	Optical goods stores				
	All establishments	41	225	1 352	5 466
	Establishments with 1 to 4 employees	24	X	X	X
	Establishments with 5 to 9 employees	12	X	X	X
	Establishments with 10 to 19 employees	2	X	X	X
	Establishments with 20 to 49 employees	3	X	X	X
	Establishments with 50 to 99 employees	—	X	X	X
	Establishments with 100 to 249 employees	—	X	X	X
	Establishments with 250 to 499 employees	—	X	X	X
	Establishments with 500 to 999 employees	—	X	X	X
	Establishments with 1,000 employees or more	—	X	X	X
44619	Other health and personal care stores				
	All establishments	47	337	2 374	10 870
	Establishments with 1 to 4 employees	31	X	X	X
	Establishments with 5 to 9 employees	9	X	X	X
	Establishments with 10 to 19 employees	5	X	X	X
	Establishments with 20 to 49 employees	—	X	X	X
	Establishments with 50 to 99 employees	2	X	X	X
	Establishments with 100 to 249 employees	—	X	X	X
	Establishments with 250 to 499 employees	—	X	X	X
	Establishments with 500 to 999 employees	—	X	X	X
	Establishments with 1,000 employees or more	—	X	X	X
446191	Food (health) supplement stores				
	All establishments	26	118	638	2 691
	Establishments with 1 to 4 employees	18	X	X	X
	Establishments with 5 to 9 employees	5	X	X	X
	Establishments with 10 to 19 employees	3	X	X	X
	Establishments with 20 to 49 employees	—	X	X	X
	Establishments with 50 to 99 employees	—	X	X	X
	Establishments with 100 to 249 employees	—	X	X	X
	Establishments with 250 to 499 employees	—	X	X	X
	Establishments with 500 to 999 employees	—	X	X	X
	Establishments with 1,000 employees or more	—	X	X	X
446199	All other health and personal care stores				
	All establishments	21	219	1 736	8 179
	Establishments with 1 to 4 employees	13	X	X	X
	Establishments with 5 to 9 employees	4	X	X	X
	Establishments with 10 to 19 employees	2	X	X	X
	Establishments with 20 to 49 employees	—	X	X	X
	Establishments with 50 to 99 employees	2	X	X	X
	Establishments with 100 to 249 employees	—	X	X	X
	Establishments with 250 to 499 employees	—	X	X	X
	Establishments with 500 to 999 employees	—	X	X	X
	Establishments with 1,000 employees or more	—	X	X	X
447	Gasoline stations				
	All establishments	243	1 428	6 189	25 583
	Establishments with 1 to 4 employees	156	X	X	X
	Establishments with 5 to 9 employees	48	X	X	X
	Establishments with 10 to 19 employees	26	X	X	X
	Establishments with 20 to 49 employees	12	X	X	X
	Establishments with 50 to 99 employees	1	X	X	X
	Establishments with 100 to 249 employees	—	X	X	X
	Establishments with 250 to 499 employees	—	X	X	X
	Establishments with 500 to 999 employees	—	X	X	X

See footnotes at end of table.

Table 5. Establishments, Employees, and Payroll by Industry and Employment Size of Establishments by County: 2004—Con.

[Excludes most government employees, railroad employees, and self-employed persons. Size class 1 to 4 employees includes establishments having payroll, but no employees, during mid-March pay period. For meaning of abbreviations and symbols, see introductory text. For explanation of terms, see Appendix A. For statement on reliability, see the note at the end of the table and Appendix C]

NAICS code	Geography, kind of business, and employment size class	Establishments (number)	Paid employees for pay period including March 12 (number)	First-quarter payroll (\$1,000)	Annual payroll (\$1,000)
	MIDDLESEX—Con.				
44-45	Retail trade—Con.				
447	Gasoline stations—Con.				
	All establishments—Con.				
	Establishments with 1,000 employees or more	—	X	X	X
4471	Gasoline stations				
	All establishments	243	1 428	6 189	25 583
	Establishments with 1 to 4 employees	156	X	X	X
	Establishments with 5 to 9 employees	48	X	X	X
	Establishments with 10 to 19 employees	26	X	X	X
	Establishments with 20 to 49 employees	12	X	X	X
	Establishments with 50 to 99 employees	1	X	X	X
	Establishments with 100 to 249 employees	—	X	X	X
	Establishments with 250 to 499 employees	—	X	X	X
	Establishments with 500 to 999 employees	—	X	X	X
	Establishments with 1,000 employees or more	—	X	X	X
44711	Gasoline stations with convenience stores				
	All establishments	65	789	3 144	12 766
	Establishments with 1 to 4 employees	25	X	X	X
	Establishments with 5 to 9 employees	13	X	X	X
	Establishments with 10 to 19 employees	14	X	X	X
	Establishments with 20 to 49 employees	12	X	X	X
	Establishments with 50 to 99 employees	1	X	X	X
	Establishments with 100 to 249 employees	—	X	X	X
	Establishments with 250 to 499 employees	—	X	X	X
	Establishments with 500 to 999 employees	—	X	X	X
	Establishments with 1,000 employees or more	—	X	X	X
447110	Gasoline stations with convenience stores				
	All establishments	65	789	3 144	12 766
	Establishments with 1 to 4 employees	25	X	X	X
	Establishments with 5 to 9 employees	13	X	X	X
	Establishments with 10 to 19 employees	14	X	X	X
	Establishments with 20 to 49 employees	12	X	X	X
	Establishments with 50 to 99 employees	1	X	X	X
	Establishments with 100 to 249 employees	—	X	X	X
	Establishments with 250 to 499 employees	—	X	X	X
	Establishments with 500 to 999 employees	—	X	X	X
	Establishments with 1,000 employees or more	—	X	X	X
44719	Other gasoline stations				
	All establishments	178	639	3 045	12 817
	Establishments with 1 to 4 employees	131	X	X	X
	Establishments with 5 to 9 employees	35	X	X	X
	Establishments with 10 to 19 employees	12	X	X	X
	Establishments with 20 to 49 employees	—	X	X	X
	Establishments with 50 to 99 employees	—	X	X	X
	Establishments with 100 to 249 employees	—	X	X	X
	Establishments with 250 to 499 employees	—	X	X	X
	Establishments with 500 to 999 employees	—	X	X	X
	Establishments with 1,000 employees or more	—	X	X	X
447190	Other gasoline stations				
	All establishments	178	639	3 045	12 817
	Establishments with 1 to 4 employees	131	X	X	X
	Establishments with 5 to 9 employees	35	X	X	X
	Establishments with 10 to 19 employees	12	X	X	X
	Establishments with 20 to 49 employees	—	X	X	X
	Establishments with 50 to 99 employees	—	X	X	X
	Establishments with 100 to 249 employees	—	X	X	X
	Establishments with 250 to 499 employees	—	X	X	X
	Establishments with 500 to 999 employees	—	X	X	X
	Establishments with 1,000 employees or more	—	X	X	X
448	Clothing and clothing accessories stores				
	All establishments	438	5 625	20 668	82 404
	Establishments with 1 to 4 employees	180	X	X	X
	Establishments with 5 to 9 employees	103	X	X	X
	Establishments with 10 to 19 employees	80	X	X	X
	Establishments with 20 to 49 employees	56	X	X	X
	Establishments with 50 to 99 employees	16	X	X	X
	Establishments with 100 to 249 employees	2	X	X	X
	Establishments with 250 to 499 employees	1	X	X	X
	Establishments with 500 to 999 employees	—	X	X	X
	Establishments with 1,000 employees or more	—	X	X	X
4481	Clothing stores				
	All establishments	257	4 538	15 417	60 522
	Establishments with 1 to 4 employees	82	X	X	X
	Establishments with 5 to 9 employees	50	X	X	X
	Establishments with 10 to 19 employees	56	X	X	X
	Establishments with 20 to 49 employees	51	X	X	X
	Establishments with 50 to 99 employees	15	X	X	X
	Establishments with 100 to 249 employees	2	X	X	X
	Establishments with 250 to 499 employees	1	X	X	X
	Establishments with 500 to 999 employees	—	X	X	X
	Establishments with 1,000 employees or more	—	X	X	X

See footnotes at end of table.

Table 5. Establishments, Employees, and Payroll by Industry and Employment Size of Establishments by County: 2004—Con.

[Excludes most government employees, railroad employees, and self-employed persons. Size class 1 to 4 employees includes establishments having payroll, but no employees, during mid-March pay period. For meaning of abbreviations and symbols, see introductory text. For explanation of terms, see Appendix A. For statement on reliability, see the note at the end of the table and Appendix C]

NAICS code	Geography, kind of business, and employment size class	Establishments (number)	Paid employees for pay period including March 12 (number)	First-quarter payroll (\$1,000)	Annual payroll (\$1,000)
44-45	MIDDLESEX—Con.				
	Retail trade—Con.				
448	Clothing and clothing accessories stores—Con.				
4481	Clothing stores—Con.				
44811	Men's clothing stores				
	All establishments	26	224	1 104	4 297
	Establishments with 1 to 4 employees	13	X	X	X
	Establishments with 5 to 9 employees	3	X	X	X
	Establishments with 10 to 19 employees	5	X	X	X
	Establishments with 20 to 49 employees	5	X	X	X
	Establishments with 50 to 99 employees	—	X	X	X
	Establishments with 100 to 249 employees	—	X	X	X
	Establishments with 250 to 499 employees	—	X	X	X
	Establishments with 500 to 999 employees	—	X	X	X
	Establishments with 1,000 employees or more	—	X	X	X
448110	Men's clothing stores				
	All establishments	26	224	1 104	4 297
	Establishments with 1 to 4 employees	13	X	X	X
	Establishments with 5 to 9 employees	3	X	X	X
	Establishments with 10 to 19 employees	5	X	X	X
	Establishments with 20 to 49 employees	5	X	X	X
	Establishments with 50 to 99 employees	—	X	X	X
	Establishments with 100 to 249 employees	—	X	X	X
	Establishments with 250 to 499 employees	—	X	X	X
	Establishments with 500 to 999 employees	—	X	X	X
	Establishments with 1,000 employees or more	—	X	X	X
44812	Women's clothing stores				
	All establishments	115	1 579	4 169	17 853
	Establishments with 1 to 4 employees	33	X	X	X
	Establishments with 5 to 9 employees	24	X	X	X
	Establishments with 10 to 19 employees	31	X	X	X
	Establishments with 20 to 49 employees	23	X	X	X
	Establishments with 50 to 99 employees	4	X	X	X
	Establishments with 100 to 249 employees	—	X	X	X
	Establishments with 250 to 499 employees	—	X	X	X
	Establishments with 500 to 999 employees	—	X	X	X
	Establishments with 1,000 employees or more	—	X	X	X
448120	Women's clothing stores				
	All establishments	115	1 579	4 169	17 853
	Establishments with 1 to 4 employees	33	X	X	X
	Establishments with 5 to 9 employees	24	X	X	X
	Establishments with 10 to 19 employees	31	X	X	X
	Establishments with 20 to 49 employees	23	X	X	X
	Establishments with 50 to 99 employees	4	X	X	X
	Establishments with 100 to 249 employees	—	X	X	X
	Establishments with 250 to 499 employees	—	X	X	X
	Establishments with 500 to 999 employees	—	X	X	X
	Establishments with 1,000 employees or more	—	X	X	X
44813	Children's and infants' clothing stores				
	All establishments	21	376	1 137	4 664
	Establishments with 1 to 4 employees	6	X	X	X
	Establishments with 5 to 9 employees	2	X	X	X
	Establishments with 10 to 19 employees	6	X	X	X
	Establishments with 20 to 49 employees	6	X	X	X
	Establishments with 50 to 99 employees	1	X	X	X
	Establishments with 100 to 249 employees	—	X	X	X
	Establishments with 250 to 499 employees	—	X	X	X
	Establishments with 500 to 999 employees	—	X	X	X
	Establishments with 1,000 employees or more	—	X	X	X
448130	Children's and infants' clothing stores				
	All establishments	21	376	1 137	4 664
	Establishments with 1 to 4 employees	6	X	X	X
	Establishments with 5 to 9 employees	2	X	X	X
	Establishments with 10 to 19 employees	6	X	X	X
	Establishments with 20 to 49 employees	6	X	X	X
	Establishments with 50 to 99 employees	1	X	X	X
	Establishments with 100 to 249 employees	—	X	X	X
	Establishments with 250 to 499 employees	—	X	X	X
	Establishments with 500 to 999 employees	—	X	X	X
	Establishments with 1,000 employees or more	—	X	X	X
44814	Family clothing stores				
	All establishments	48	1 947	6 907	26 831
	Establishments with 1 to 4 employees	10	X	X	X
	Establishments with 5 to 9 employees	2	X	X	X
	Establishments with 10 to 19 employees	11	X	X	X
	Establishments with 20 to 49 employees	13	X	X	X
	Establishments with 50 to 99 employees	9	X	X	X
	Establishments with 100 to 249 employees	2	X	X	X
	Establishments with 250 to 499 employees	1	X	X	X
	Establishments with 500 to 999 employees	—	X	X	X
	Establishments with 1,000 employees or more	—	X	X	X

See footnotes at end of table.

Table 5. Establishments, Employees, and Payroll by Industry and Employment Size of Establishments by County: 2004—Con.

[Excludes most government employees, railroad employees, and self-employed persons. Size class 1 to 4 employees includes establishments having payroll, but no employees, during mid-March pay period. For meaning of abbreviations and symbols, see introductory text. For explanation of terms, see Appendix A. For statement on reliability, see the note at the end of the table and Appendix C]

NAICS code	Geography, kind of business, and employment size class	Establishments (number)	Paid employees for pay period including March 12 (number)	First-quarter payroll (\$1,000)	Annual payroll (\$1,000)
	MIDDLESEX—Con.				
44-45	Retail trade—Con.				
448	Clothing and clothing accessories stores—Con.				
4481	Clothing stores—Con.				
44814	Family clothing stores—Con.				
448140	Family clothing stores				
	All establishments	48	1 947	6 907	26 831
	Establishments with 1 to 4 employees	10	X	X	X
	Establishments with 5 to 9 employees	2	X	X	X
	Establishments with 10 to 19 employees	11	X	X	X
	Establishments with 20 to 49 employees	13	X	X	X
	Establishments with 50 to 99 employees	9	X	X	X
	Establishments with 100 to 249 employees	2	X	X	X
	Establishments with 250 to 499 employees	1	X	X	X
	Establishments with 500 to 999 employees	—	X	X	X
	Establishments with 1,000 employees or more	—	X	X	X
44819	Other clothing stores				
	All establishments	34	339	1 783	5 442
	Establishments with 1 to 4 employees	15	X	X	X
	Establishments with 5 to 9 employees	13	X	X	X
	Establishments with 10 to 19 employees	1	X	X	X
	Establishments with 20 to 49 employees	4	X	X	X
	Establishments with 50 to 99 employees	1	X	X	X
	Establishments with 100 to 249 employees	—	X	X	X
	Establishments with 250 to 499 employees	—	X	X	X
	Establishments with 500 to 999 employees	—	X	X	X
	Establishments with 1,000 employees or more	—	X	X	X
448190	Other clothing stores				
	All establishments	34	339	1 783	5 442
	Establishments with 1 to 4 employees	15	X	X	X
	Establishments with 5 to 9 employees	13	X	X	X
	Establishments with 10 to 19 employees	1	X	X	X
	Establishments with 20 to 49 employees	4	X	X	X
	Establishments with 50 to 99 employees	1	X	X	X
	Establishments with 100 to 249 employees	—	X	X	X
	Establishments with 250 to 499 employees	—	X	X	X
	Establishments with 500 to 999 employees	—	X	X	X
	Establishments with 1,000 employees or more	—	X	X	X
4482	Shoe stores				
	All establishments	76	589	2 020	8 713
	Establishments with 1 to 4 employees	26	X	X	X
	Establishments with 5 to 9 employees	29	X	X	X
	Establishments with 10 to 19 employees	17	X	X	X
	Establishments with 20 to 49 employees	4	X	X	X
	Establishments with 50 to 99 employees	—	X	X	X
	Establishments with 100 to 249 employees	—	X	X	X
	Establishments with 250 to 499 employees	—	X	X	X
	Establishments with 500 to 999 employees	—	X	X	X
	Establishments with 1,000 employees or more	—	X	X	X
44821	Shoe stores				
	All establishments	76	589	2 020	8 713
	Establishments with 1 to 4 employees	26	X	X	X
	Establishments with 5 to 9 employees	29	X	X	X
	Establishments with 10 to 19 employees	17	X	X	X
	Establishments with 20 to 49 employees	4	X	X	X
	Establishments with 50 to 99 employees	—	X	X	X
	Establishments with 100 to 249 employees	—	X	X	X
	Establishments with 250 to 499 employees	—	X	X	X
	Establishments with 500 to 999 employees	—	X	X	X
	Establishments with 1,000 employees or more	—	X	X	X
448210	Shoe stores				
	All establishments	76	589	2 020	8 713
	Establishments with 1 to 4 employees	26	X	X	X
	Establishments with 5 to 9 employees	29	X	X	X
	Establishments with 10 to 19 employees	17	X	X	X
	Establishments with 20 to 49 employees	4	X	X	X
	Establishments with 50 to 99 employees	—	X	X	X
	Establishments with 100 to 249 employees	—	X	X	X
	Establishments with 250 to 499 employees	—	X	X	X
	Establishments with 500 to 999 employees	—	X	X	X
	Establishments with 1,000 employees or more	—	X	X	X
4483	Jewelry, luggage, and leather goods stores				
	All establishments	105	498	3 231	13 169
	Establishments with 1 to 4 employees	72	X	X	X
	Establishments with 5 to 9 employees	24	X	X	X
	Establishments with 10 to 19 employees	7	X	X	X
	Establishments with 20 to 49 employees	1	X	X	X
	Establishments with 50 to 99 employees	1	X	X	X
	Establishments with 100 to 249 employees	—	X	X	X
	Establishments with 250 to 499 employees	—	X	X	X
	Establishments with 500 to 999 employees	—	X	X	X
	Establishments with 1,000 employees or more	—	X	X	X

See footnotes at end of table.

Table 5. Establishments, Employees, and Payroll by Industry and Employment Size of Establishments by County: 2004—Con.

[Excludes most government employees, railroad employees, and self-employed persons. Size class 1 to 4 employees includes establishments having payroll, but no employees, during mid-March pay period. For meaning of abbreviations and symbols, see introductory text. For explanation of terms, see Appendix A. For statement on reliability, see the note at the end of the table and Appendix C]

NAICS code	Geography, kind of business, and employment size class	Establishments (number)	Paid employees for pay period including March 12 (number)	First-quarter payroll (\$1,000)	Annual payroll (\$1,000)
	MIDDLESEX—Con.				
44-45	Retail trade—Con.				
448	Clothing and clothing accessories stores—Con.				
4483	Jewelry, luggage, and leather goods stores—Con.				
44831	Jewelry stores				
	All establishments	101	490	3 200	13 050
	Establishments with 1 to 4 employees	68	X	X	X
	Establishments with 5 to 9 employees	24	X	X	X
	Establishments with 10 to 19 employees	7	X	X	X
	Establishments with 20 to 49 employees	1	X	X	X
	Establishments with 50 to 99 employees	1	X	X	X
	Establishments with 100 to 249 employees	—	X	X	X
	Establishments with 250 to 499 employees	—	X	X	X
	Establishments with 500 to 999 employees	—	X	X	X
	Establishments with 1,000 employees or more	—	X	X	X
448310	Jewelry stores				
	All establishments	101	490	3 200	13 050
	Establishments with 1 to 4 employees	68	X	X	X
	Establishments with 5 to 9 employees	24	X	X	X
	Establishments with 10 to 19 employees	7	X	X	X
	Establishments with 20 to 49 employees	1	X	X	X
	Establishments with 50 to 99 employees	1	X	X	X
	Establishments with 100 to 249 employees	—	X	X	X
	Establishments with 250 to 499 employees	—	X	X	X
	Establishments with 500 to 999 employees	—	X	X	X
	Establishments with 1,000 employees or more	—	X	X	X
451	Sporting goods, hobby, book, and music stores				
	All establishments	132	1 677	5 965	24 462
	Establishments with 1 to 4 employees	67	X	X	X
	Establishments with 5 to 9 employees	17	X	X	X
	Establishments with 10 to 19 employees	18	X	X	X
	Establishments with 20 to 49 employees	23	X	X	X
	Establishments with 50 to 99 employees	7	X	X	X
	Establishments with 100 to 249 employees	—	X	X	X
	Establishments with 250 to 499 employees	—	X	X	X
	Establishments with 500 to 999 employees	—	X	X	X
	Establishments with 1,000 employees or more	—	X	X	X
4511	Sporting goods, hobby, and musical instrument stores				
	All establishments	80	1 005	4 039	16 936
	Establishments with 1 to 4 employees	42	X	X	X
	Establishments with 5 to 9 employees	9	X	X	X
	Establishments with 10 to 19 employees	11	X	X	X
	Establishments with 20 to 49 employees	14	X	X	X
	Establishments with 50 to 99 employees	4	X	X	X
	Establishments with 100 to 249 employees	—	X	X	X
	Establishments with 250 to 499 employees	—	X	X	X
	Establishments with 500 to 999 employees	—	X	X	X
	Establishments with 1,000 employees or more	—	X	X	X
45111	Sporting goods stores				
	All establishments	39	458	1 932	7 752
	Establishments with 1 to 4 employees	24	X	X	X
	Establishments with 5 to 9 employees	3	X	X	X
	Establishments with 10 to 19 employees	3	X	X	X
	Establishments with 20 to 49 employees	8	X	X	X
	Establishments with 50 to 99 employees	1	X	X	X
	Establishments with 100 to 249 employees	—	X	X	X
	Establishments with 250 to 499 employees	—	X	X	X
	Establishments with 500 to 999 employees	—	X	X	X
	Establishments with 1,000 employees or more	—	X	X	X
451110	Sporting goods stores				
	All establishments	39	458	1 932	7 752
	Establishments with 1 to 4 employees	24	X	X	X
	Establishments with 5 to 9 employees	3	X	X	X
	Establishments with 10 to 19 employees	3	X	X	X
	Establishments with 20 to 49 employees	8	X	X	X
	Establishments with 50 to 99 employees	1	X	X	X
	Establishments with 100 to 249 employees	—	X	X	X
	Establishments with 250 to 499 employees	—	X	X	X
	Establishments with 500 to 999 employees	—	X	X	X
	Establishments with 1,000 employees or more	—	X	X	X
45112	Hobby, toy, and game stores				
	All establishments	26	387	1 306	6 066
	Establishments with 1 to 4 employees	10	X	X	X
	Establishments with 5 to 9 employees	4	X	X	X
	Establishments with 10 to 19 employees	6	X	X	X
	Establishments with 20 to 49 employees	3	X	X	X
	Establishments with 50 to 99 employees	3	X	X	X
	Establishments with 100 to 249 employees	—	X	X	X
	Establishments with 250 to 499 employees	—	X	X	X
	Establishments with 500 to 999 employees	—	X	X	X
	Establishments with 1,000 employees or more	—	X	X	X

See footnotes at end of table.

Table 5. Establishments, Employees, and Payroll by Industry and Employment Size of Establishments by County: 2004—Con.

[Excludes most government employees, railroad employees, and self-employed persons. Size class 1 to 4 employees includes establishments having payroll, but no employees, during mid-March pay period. For meaning of abbreviations and symbols, see introductory text. For explanation of terms, see Appendix A. For statement on reliability, see the note at the end of the table and Appendix C]

NAICS code	Geography, kind of business, and employment size class	Establishments (number)	Paid employees for pay period including March 12 (number)	First-quarter payroll (\$1,000)	Annual payroll (\$1,000)
44-45	MIDDLESEX—Con.				
	Retail trade—Con.				
451	Sporting goods, hobby, book, and music stores—Con.				
4511	Sporting goods, hobby, and musical instrument stores—Con.				
45112	Hobby, toy, and game stores—Con.				
451120	Hobby, toy, and game stores				
	All establishments	26	387	1 306	6 066
	Establishments with 1 to 4 employees	10	X	X	X
	Establishments with 5 to 9 employees	4	X	X	X
	Establishments with 10 to 19 employees	6	X	X	X
	Establishments with 20 to 49 employees	3	X	X	X
	Establishments with 50 to 99 employees	3	X	X	X
	Establishments with 100 to 249 employees	—	X	X	X
	Establishments with 250 to 499 employees	—	X	X	X
	Establishments with 500 to 999 employees	—	X	X	X
	Establishments with 1,000 employees or more	—	X	X	X
45114	Musical instrument and supplies stores				
	All establishments	10	121	695	2 687
	Establishments with 1 to 4 employees	5	X	X	X
	Establishments with 5 to 9 employees	1	X	X	X
	Establishments with 10 to 19 employees	2	X	X	X
	Establishments with 20 to 49 employees	2	X	X	X
	Establishments with 50 to 99 employees	—	X	X	X
	Establishments with 100 to 249 employees	—	X	X	X
	Establishments with 250 to 499 employees	—	X	X	X
	Establishments with 500 to 999 employees	—	X	X	X
	Establishments with 1,000 employees or more	—	X	X	X
451140	Musical instrument and supplies stores				
	All establishments	10	121	695	2 687
	Establishments with 1 to 4 employees	5	X	X	X
	Establishments with 5 to 9 employees	1	X	X	X
	Establishments with 10 to 19 employees	2	X	X	X
	Establishments with 20 to 49 employees	2	X	X	X
	Establishments with 50 to 99 employees	—	X	X	X
	Establishments with 100 to 249 employees	—	X	X	X
	Establishments with 250 to 499 employees	—	X	X	X
	Establishments with 500 to 999 employees	—	X	X	X
	Establishments with 1,000 employees or more	—	X	X	X
4512	Book, periodical, and music stores				
	All establishments	52	672	1 926	7 526
	Establishments with 1 to 4 employees	25	X	X	X
	Establishments with 5 to 9 employees	8	X	X	X
	Establishments with 10 to 19 employees	7	X	X	X
	Establishments with 20 to 49 employees	9	X	X	X
	Establishments with 50 to 99 employees	3	X	X	X
	Establishments with 100 to 249 employees	—	X	X	X
	Establishments with 250 to 499 employees	—	X	X	X
	Establishments with 500 to 999 employees	—	X	X	X
	Establishments with 1,000 employees or more	—	X	X	X
45121	Book stores and news dealers				
	All establishments	29	449	1 437	5 535
	Establishments with 1 to 4 employees	13	X	X	X
	Establishments with 5 to 9 employees	4	X	X	X
	Establishments with 10 to 19 employees	4	X	X	X
	Establishments with 20 to 49 employees	5	X	X	X
	Establishments with 50 to 99 employees	3	X	X	X
	Establishments with 100 to 249 employees	—	X	X	X
	Establishments with 250 to 499 employees	—	X	X	X
	Establishments with 500 to 999 employees	—	X	X	X
	Establishments with 1,000 employees or more	—	X	X	X
451211	Book stores				
	All establishments	20	431	1 357	5 224
	Establishments with 1 to 4 employees	4	X	X	X
	Establishments with 5 to 9 employees	4	X	X	X
	Establishments with 10 to 19 employees	4	X	X	X
	Establishments with 20 to 49 employees	5	X	X	X
	Establishments with 50 to 99 employees	3	X	X	X
	Establishments with 100 to 249 employees	—	X	X	X
	Establishments with 250 to 499 employees	—	X	X	X
	Establishments with 500 to 999 employees	—	X	X	X
	Establishments with 1,000 employees or more	—	X	X	X
45122	Prerecorded tape, compact disc, and record stores				
	All establishments	23	223	489	1 991
	Establishments with 1 to 4 employees	12	X	X	X
	Establishments with 5 to 9 employees	4	X	X	X
	Establishments with 10 to 19 employees	3	X	X	X
	Establishments with 20 to 49 employees	4	X	X	X
	Establishments with 50 to 99 employees	—	X	X	X
	Establishments with 100 to 249 employees	—	X	X	X
	Establishments with 250 to 499 employees	—	X	X	X
	Establishments with 500 to 999 employees	—	X	X	X
	Establishments with 1,000 employees or more	—	X	X	X

See footnotes at end of table.

Table 5. Establishments, Employees, and Payroll by Industry and Employment Size of Establishments by County: 2004—Con.

[Excludes most government employees, railroad employees, and self-employed persons. Size class 1 to 4 employees includes establishments having payroll, but no employees, during mid-March pay period. For meaning of abbreviations and symbols, see introductory text. For explanation of terms, see Appendix A. For statement on reliability, see the note at the end of the table and Appendix C]

NAICS code	Geography, kind of business, and employment size class	Establishments (number)	Paid employees for pay period including March 12 (number)	First-quarter payroll (\$1,000)	Annual payroll (\$1,000)
	MIDDLESEX—Con.				
44-45	Retail trade—Con.				
451	Sporting goods, hobby, book, and music stores—Con.				
4512	Book, periodical, and music stores—Con.				
45122	Prerecorded tape, compact disc, and record stores—Con.				
451220	Prerecorded tape, compact disc, and record stores				
	All establishments	23	223	489	1 991
	Establishments with 1 to 4 employees	12	X	X	X
	Establishments with 5 to 9 employees	4	X	X	X
	Establishments with 10 to 19 employees	3	X	X	X
	Establishments with 20 to 49 employees	4	X	X	X
	Establishments with 50 to 99 employees	—	X	X	X
	Establishments with 100 to 249 employees	—	X	X	X
	Establishments with 250 to 499 employees	—	X	X	X
	Establishments with 500 to 999 employees	—	X	X	X
	Establishments with 1,000 employees or more	—	X	X	X
452	General merchandise stores				
	All establishments	83	5 154	22 697	100 514
	Establishments with 1 to 4 employees	38	X	X	X
	Establishments with 5 to 9 employees	8	X	X	X
	Establishments with 10 to 19 employees	10	X	X	X
	Establishments with 20 to 49 employees	5	X	X	X
	Establishments with 50 to 99 employees	3	X	X	X
	Establishments with 100 to 249 employees	13	X	X	X
	Establishments with 250 to 499 employees	6	X	X	X
	Establishments with 500 to 999 employees	—	X	X	X
	Establishments with 1,000 employees or more	—	X	X	X
4521	Department stores				
	All establishments	22	4 250	18 585	81 534
	Establishments with 1 to 4 employees	2	X	X	X
	Establishments with 5 to 9 employees	—	X	X	X
	Establishments with 10 to 19 employees	—	X	X	X
	Establishments with 20 to 49 employees	1	X	X	X
	Establishments with 50 to 99 employees	3	X	X	X
	Establishments with 100 to 249 employees	10	X	X	X
	Establishments with 250 to 499 employees	6	X	X	X
	Establishments with 500 to 999 employees	—	X	X	X
	Establishments with 1,000 employees or more	—	X	X	X
45211	Department stores				
	All establishments	22	4 250	18 585	81 534
	Establishments with 1 to 4 employees	2	X	X	X
	Establishments with 5 to 9 employees	—	X	X	X
	Establishments with 10 to 19 employees	—	X	X	X
	Establishments with 20 to 49 employees	1	X	X	X
	Establishments with 50 to 99 employees	3	X	X	X
	Establishments with 100 to 249 employees	10	X	X	X
	Establishments with 250 to 499 employees	6	X	X	X
	Establishments with 500 to 999 employees	—	X	X	X
	Establishments with 1,000 employees or more	—	X	X	X
452111	Department stores (except discount department stores)				
	All establishments	10	2 203	10 557	45 403
	Establishments with 1 to 4 employees	1	X	X	X
	Establishments with 5 to 9 employees	—	X	X	X
	Establishments with 10 to 19 employees	—	X	X	X
	Establishments with 20 to 49 employees	—	X	X	X
	Establishments with 50 to 99 employees	1	X	X	X
	Establishments with 100 to 249 employees	5	X	X	X
	Establishments with 250 to 499 employees	3	X	X	X
	Establishments with 500 to 999 employees	—	X	X	X
	Establishments with 1,000 employees or more	—	X	X	X
452112	Discount department stores				
	All establishments	12	2 047	8 028	36 131
	Establishments with 1 to 4 employees	1	X	X	X
	Establishments with 5 to 9 employees	—	X	X	X
	Establishments with 10 to 19 employees	—	X	X	X
	Establishments with 20 to 49 employees	1	X	X	X
	Establishments with 50 to 99 employees	2	X	X	X
	Establishments with 100 to 249 employees	5	X	X	X
	Establishments with 250 to 499 employees	3	X	X	X
	Establishments with 500 to 999 employees	—	X	X	X
	Establishments with 1,000 employees or more	—	X	X	X
4529	Other general merchandise stores				
	All establishments	61	904	4 112	18 980
	Establishments with 1 to 4 employees	36	X	X	X
	Establishments with 5 to 9 employees	8	X	X	X
	Establishments with 10 to 19 employees	10	X	X	X
	Establishments with 20 to 49 employees	4	X	X	X
	Establishments with 50 to 99 employees	—	X	X	X
	Establishments with 100 to 249 employees	3	X	X	X
	Establishments with 250 to 499 employees	—	X	X	X
	Establishments with 500 to 999 employees	—	X	X	X
	Establishments with 1,000 employees or more	—	X	X	X

See footnotes at end of table.

Table 5. Establishments, Employees, and Payroll by Industry and Employment Size of Establishments by County: 2004—Con.

[Excludes most government employees, railroad employees, and self-employed persons. Size class 1 to 4 employees includes establishments having payroll, but no employees, during mid-March pay period. For meaning of abbreviations and symbols, see introductory text. For explanation of terms, see Appendix A. For statement on reliability, see the note at the end of the table and Appendix C]

NAICS code	Geography, kind of business, and employment size class	Establishments (number)	Paid employees for pay period including March 12 (number)	First-quarter payroll (\$1,000)	Annual payroll (\$1,000)
44-45	MIDDLESEX—Con.				
	Retail trade—Con.				
452	General merchandise stores—Con.				
4529	Other general merchandise stores—Con.				
45291	Warehouse clubs and supercenters				
	All establishments	3	558	3 120	14 781
	Establishments with 1 to 4 employees	—	X	X	X
	Establishments with 5 to 9 employees	—	X	X	X
	Establishments with 10 to 19 employees	—	X	X	X
	Establishments with 20 to 49 employees	—	X	X	X
	Establishments with 50 to 99 employees	—	X	X	X
	Establishments with 100 to 249 employees	3	X	X	X
	Establishments with 250 to 499 employees	—	X	X	X
	Establishments with 500 to 999 employees	—	X	X	X
	Establishments with 1,000 employees or more	—	X	X	X
452910	Warehouse clubs and supercenters				
	All establishments	3	558	3 120	14 781
	Establishments with 1 to 4 employees	—	X	X	X
	Establishments with 5 to 9 employees	—	X	X	X
	Establishments with 10 to 19 employees	—	X	X	X
	Establishments with 20 to 49 employees	—	X	X	X
	Establishments with 50 to 99 employees	—	X	X	X
	Establishments with 100 to 249 employees	3	X	X	X
	Establishments with 250 to 499 employees	—	X	X	X
	Establishments with 500 to 999 employees	—	X	X	X
	Establishments with 1,000 employees or more	—	X	X	X
45299	All other general merchandise stores				
	All establishments	58	346	992	4 199
	Establishments with 1 to 4 employees	36	X	X	X
	Establishments with 5 to 9 employees	8	X	X	X
	Establishments with 10 to 19 employees	10	X	X	X
	Establishments with 20 to 49 employees	4	X	X	X
	Establishments with 50 to 99 employees	—	X	X	X
	Establishments with 100 to 249 employees	—	X	X	X
	Establishments with 250 to 499 employees	—	X	X	X
	Establishments with 500 to 999 employees	—	X	X	X
	Establishments with 1,000 employees or more	—	X	X	X
452990	All other general merchandise stores				
	All establishments	58	346	992	4 199
	Establishments with 1 to 4 employees	36	X	X	X
	Establishments with 5 to 9 employees	8	X	X	X
	Establishments with 10 to 19 employees	10	X	X	X
	Establishments with 20 to 49 employees	4	X	X	X
	Establishments with 50 to 99 employees	—	X	X	X
	Establishments with 100 to 249 employees	—	X	X	X
	Establishments with 250 to 499 employees	—	X	X	X
	Establishments with 500 to 999 employees	—	X	X	X
	Establishments with 1,000 employees or more	—	X	X	X
453	Miscellaneous store retailers				
	All establishments	246	1 582	6 568	29 507
	Establishments with 1 to 4 employees	160	X	X	X
	Establishments with 5 to 9 employees	43	X	X	X
	Establishments with 10 to 19 employees	21	X	X	X
	Establishments with 20 to 49 employees	20	X	X	X
	Establishments with 50 to 99 employees	2	X	X	X
	Establishments with 100 to 249 employees	—	X	X	X
	Establishments with 250 to 499 employees	—	X	X	X
	Establishments with 500 to 999 employees	—	X	X	X
	Establishments with 1,000 employees or more	—	X	X	X
4531	Florists				
	All establishments	64	284	1 225	4 721
	Establishments with 1 to 4 employees	47	X	X	X
	Establishments with 5 to 9 employees	10	X	X	X
	Establishments with 10 to 19 employees	4	X	X	X
	Establishments with 20 to 49 employees	3	X	X	X
	Establishments with 50 to 99 employees	—	X	X	X
	Establishments with 100 to 249 employees	—	X	X	X
	Establishments with 250 to 499 employees	—	X	X	X
	Establishments with 500 to 999 employees	—	X	X	X
	Establishments with 1,000 employees or more	—	X	X	X
45311	Florists				
	All establishments	64	284	1 225	4 721
	Establishments with 1 to 4 employees	47	X	X	X
	Establishments with 5 to 9 employees	10	X	X	X
	Establishments with 10 to 19 employees	4	X	X	X
	Establishments with 20 to 49 employees	3	X	X	X
	Establishments with 50 to 99 employees	—	X	X	X
	Establishments with 100 to 249 employees	—	X	X	X
	Establishments with 250 to 499 employees	—	X	X	X
	Establishments with 500 to 999 employees	—	X	X	X
	Establishments with 1,000 employees or more	—	X	X	X

See footnotes at end of table.

Table 5. Establishments, Employees, and Payroll by Industry and Employment Size of Establishments by County: 2004—Con.

[Excludes most government employees, railroad employees, and self-employed persons. Size class 1 to 4 employees includes establishments having payroll, but no employees, during mid-March pay period. For meaning of abbreviations and symbols, see introductory text. For explanation of terms, see Appendix A. For statement on reliability, see the note at the end of the table and Appendix C]

NAICS code	Geography, kind of business, and employment size class	Establishments (number)	Paid employees for pay period including March 12 (number)	First-quarter payroll (\$1,000)	Annual payroll (\$1,000)
44-45	MIDDLESEX—Con.				
	Retail trade—Con.				
453	Miscellaneous store retailers—Con.				
4531	Florists—Con.				
45311	Florists—Con.				
453110	Florists				
	All establishments	64	284	1 225	4 721
	Establishments with 1 to 4 employees	47	X	X	X
	Establishments with 5 to 9 employees	10	X	X	X
	Establishments with 10 to 19 employees	4	X	X	X
	Establishments with 20 to 49 employees	3	X	X	X
	Establishments with 50 to 99 employees	—	X	X	X
	Establishments with 100 to 249 employees	—	X	X	X
	Establishments with 250 to 499 employees	—	X	X	X
	Establishments with 500 to 999 employees	—	X	X	X
	Establishments with 1,000 employees or more	—	X	X	X
4532	Office supplies, stationery, and gift stores				
	All establishments	97	805	2 783	12 254
	Establishments with 1 to 4 employees	50	X	X	X
	Establishments with 5 to 9 employees	25	X	X	X
	Establishments with 10 to 19 employees	10	X	X	X
	Establishments with 20 to 49 employees	11	X	X	X
	Establishments with 50 to 99 employees	1	X	X	X
	Establishments with 100 to 249 employees	—	X	X	X
	Establishments with 250 to 499 employees	—	X	X	X
	Establishments with 500 to 999 employees	—	X	X	X
	Establishments with 1,000 employees or more	—	X	X	X
45321	Office supplies and stationery stores				
	All establishments	21	332	1 625	7 227
	Establishments with 1 to 4 employees	8	X	X	X
	Establishments with 5 to 9 employees	2	X	X	X
	Establishments with 10 to 19 employees	2	X	X	X
	Establishments with 20 to 49 employees	9	X	X	X
	Establishments with 50 to 99 employees	—	X	X	X
	Establishments with 100 to 249 employees	—	X	X	X
	Establishments with 250 to 499 employees	—	X	X	X
	Establishments with 500 to 999 employees	—	X	X	X
	Establishments with 1,000 employees or more	—	X	X	X
453210	Office supplies and stationery stores				
	All establishments	21	332	1 625	7 227
	Establishments with 1 to 4 employees	8	X	X	X
	Establishments with 5 to 9 employees	2	X	X	X
	Establishments with 10 to 19 employees	2	X	X	X
	Establishments with 20 to 49 employees	9	X	X	X
	Establishments with 50 to 99 employees	—	X	X	X
	Establishments with 100 to 249 employees	—	X	X	X
	Establishments with 250 to 499 employees	—	X	X	X
	Establishments with 500 to 999 employees	—	X	X	X
	Establishments with 1,000 employees or more	—	X	X	X
45322	Gift, novelty, and souvenir stores				
	All establishments	76	473	1 158	5 027
	Establishments with 1 to 4 employees	42	X	X	X
	Establishments with 5 to 9 employees	23	X	X	X
	Establishments with 10 to 19 employees	8	X	X	X
	Establishments with 20 to 49 employees	2	X	X	X
	Establishments with 50 to 99 employees	1	X	X	X
	Establishments with 100 to 249 employees	—	X	X	X
	Establishments with 250 to 499 employees	—	X	X	X
	Establishments with 500 to 999 employees	—	X	X	X
	Establishments with 1,000 employees or more	—	X	X	X
453220	Gift, novelty, and souvenir stores				
	All establishments	76	473	1 158	5 027
	Establishments with 1 to 4 employees	42	X	X	X
	Establishments with 5 to 9 employees	23	X	X	X
	Establishments with 10 to 19 employees	8	X	X	X
	Establishments with 20 to 49 employees	2	X	X	X
	Establishments with 50 to 99 employees	1	X	X	X
	Establishments with 100 to 249 employees	—	X	X	X
	Establishments with 250 to 499 employees	—	X	X	X
	Establishments with 500 to 999 employees	—	X	X	X
	Establishments with 1,000 employees or more	—	X	X	X
4539	Other miscellaneous store retailers				
	All establishments	77	453	2 126	10 277
	Establishments with 1 to 4 employees	57	X	X	X
	Establishments with 5 to 9 employees	8	X	X	X
	Establishments with 10 to 19 employees	5	X	X	X
	Establishments with 20 to 49 employees	6	X	X	X
	Establishments with 50 to 99 employees	1	X	X	X
	Establishments with 100 to 249 employees	—	X	X	X
	Establishments with 250 to 499 employees	—	X	X	X
	Establishments with 500 to 999 employees	—	X	X	X
	Establishments with 1,000 employees or more	—	X	X	X

See footnotes at end of table.

Table 5. Establishments, Employees, and Payroll by Industry and Employment Size of Establishments by County: 2004—Con.

[Excludes most government employees, railroad employees, and self-employed persons. Size class 1 to 4 employees includes establishments having payroll, but no employees, during mid-March pay period. For meaning of abbreviations and symbols, see introductory text. For explanation of terms, see Appendix A. For statement on reliability, see the note at the end of the table and Appendix C]

NAICS code	Geography, kind of business, and employment size class	Establishments (number)	Paid employees for pay period including March 12 (number)	First-quarter payroll (\$1,000)	Annual payroll (\$1,000)
44-45	MIDDLESEX—Con.				
	Retail trade—Con.				
453	Miscellaneous store retailers—Con.				
4539	Other miscellaneous store retailers—Con.				
45391	Pet and pet supplies stores				
	All establishments	12	241	963	3 810
	Establishments with 1 to 4 employees	3	X	X	X
	Establishments with 5 to 9 employees	1	X	X	X
	Establishments with 10 to 19 employees	3	X	X	X
	Establishments with 20 to 49 employees	4	X	X	X
	Establishments with 50 to 99 employees	1	X	X	X
	Establishments with 100 to 249 employees	—	X	X	X
	Establishments with 250 to 499 employees	—	X	X	X
	Establishments with 500 to 999 employees	—	X	X	X
	Establishments with 1,000 employees or more	—	X	X	X
453910	Pet and pet supplies stores				
	All establishments	12	241	963	3 810
	Establishments with 1 to 4 employees	3	X	X	X
	Establishments with 5 to 9 employees	1	X	X	X
	Establishments with 10 to 19 employees	3	X	X	X
	Establishments with 20 to 49 employees	4	X	X	X
	Establishments with 50 to 99 employees	1	X	X	X
	Establishments with 100 to 249 employees	—	X	X	X
	Establishments with 250 to 499 employees	—	X	X	X
	Establishments with 500 to 999 employees	—	X	X	X
	Establishments with 1,000 employees or more	—	X	X	X
45399	All other miscellaneous store retailers				
	All establishments	57	203	1 116	6 298
	Establishments with 1 to 4 employees	46	X	X	X
	Establishments with 5 to 9 employees	7	X	X	X
	Establishments with 10 to 19 employees	2	X	X	X
	Establishments with 20 to 49 employees	2	X	X	X
	Establishments with 50 to 99 employees	—	X	X	X
	Establishments with 100 to 249 employees	—	X	X	X
	Establishments with 250 to 499 employees	—	X	X	X
	Establishments with 500 to 999 employees	—	X	X	X
	Establishments with 1,000 employees or more	—	X	X	X
453998	All other miscellaneous store retailers (except tobacco stores)				
	All establishments	46	187	1 049	6 006
	Establishments with 1 to 4 employees	35	X	X	X
	Establishments with 5 to 9 employees	7	X	X	X
	Establishments with 10 to 19 employees	2	X	X	X
	Establishments with 20 to 49 employees	2	X	X	X
	Establishments with 50 to 99 employees	—	X	X	X
	Establishments with 100 to 249 employees	—	X	X	X
	Establishments with 250 to 499 employees	—	X	X	X
	Establishments with 500 to 999 employees	—	X	X	X
	Establishments with 1,000 employees or more	—	X	X	X
454	Nonstore retailers				
	All establishments	101	1 523	11 728	48 766
	Establishments with 1 to 4 employees	60	X	X	X
	Establishments with 5 to 9 employees	19	X	X	X
	Establishments with 10 to 19 employees	10	X	X	X
	Establishments with 20 to 49 employees	6	X	X	X
	Establishments with 50 to 99 employees	3	X	X	X
	Establishments with 100 to 249 employees	2	X	X	X
	Establishments with 250 to 499 employees	1	X	X	X
	Establishments with 500 to 999 employees	—	X	X	X
	Establishments with 1,000 employees or more	—	X	X	X
4541	Electronic shopping and mail-order houses				
	All establishments	32	983	7 420	28 862
	Establishments with 1 to 4 employees	17	X	X	X
	Establishments with 5 to 9 employees	5	X	X	X
	Establishments with 10 to 19 employees	4	X	X	X
	Establishments with 20 to 49 employees	3	X	X	X
	Establishments with 50 to 99 employees	—	X	X	X
	Establishments with 100 to 249 employees	2	X	X	X
	Establishments with 250 to 499 employees	1	X	X	X
	Establishments with 500 to 999 employees	—	X	X	X
	Establishments with 1,000 employees or more	—	X	X	X
45411	Electronic shopping and mail-order houses				
	All establishments	32	983	7 420	28 862
	Establishments with 1 to 4 employees	17	X	X	X
	Establishments with 5 to 9 employees	5	X	X	X
	Establishments with 10 to 19 employees	4	X	X	X
	Establishments with 20 to 49 employees	3	X	X	X
	Establishments with 50 to 99 employees	—	X	X	X
	Establishments with 100 to 249 employees	2	X	X	X
	Establishments with 250 to 499 employees	1	X	X	X
	Establishments with 500 to 999 employees	—	X	X	X
	Establishments with 1,000 employees or more	—	X	X	X

See footnotes at end of table.

Table 5. Establishments, Employees, and Payroll by Industry and Employment Size of Establishments by County: 2004—Con.

[Excludes most government employees, railroad employees, and self-employed persons. Size class 1 to 4 employees includes establishments having payroll, but no employees, during mid-March pay period. For meaning of abbreviations and symbols, see introductory text. For explanation of terms, see Appendix A. For statement on reliability, see the note at the end of the table and Appendix C]

NAICS code	Geography, kind of business, and employment size class	Establishments (number)	Paid employees for pay period including March 12 (number)	First-quarter payroll (\$1,000)	Annual payroll (\$1,000)
	MIDDLESEX—Con.				
44-45	Retail trade—Con.				
454	Nonstore retailers—Con.				
4541	Electronic shopping and mail-order houses—Con.				
45411	Electronic shopping and mail-order houses—Con.				
454113	Mail-order houses				
	All establishments	22	930	6 967	26 744
	Establishments with 1 to 4 employees	12	X	X	X
	Establishments with 5 to 9 employees	2	X	X	X
	Establishments with 10 to 19 employees	2	X	X	X
	Establishments with 20 to 49 employees	2	X	X	X
	Establishments with 50 to 99 employees	2	X	X	X
	Establishments with 100 to 249 employees	2	X	X	X
	Establishments with 250 to 499 employees	1	X	X	X
	Establishments with 500 to 999 employees	1	X	X	X
	Establishments with 1,000 employees or more	—	X	X	X
4542	Vending machine operators				
	All establishments	14	165	1 510	6 291
	Establishments with 1 to 4 employees	6	X	X	X
	Establishments with 5 to 9 employees	4	X	X	X
	Establishments with 10 to 19 employees	2	X	X	X
	Establishments with 20 to 49 employees	1	X	X	X
	Establishments with 50 to 99 employees	1	X	X	X
	Establishments with 100 to 249 employees	—	X	X	X
	Establishments with 250 to 499 employees	—	X	X	X
	Establishments with 500 to 999 employees	—	X	X	X
	Establishments with 1,000 employees or more	—	X	X	X
45421	Vending machine operators				
	All establishments	14	165	1 510	6 291
	Establishments with 1 to 4 employees	6	X	X	X
	Establishments with 5 to 9 employees	4	X	X	X
	Establishments with 10 to 19 employees	2	X	X	X
	Establishments with 20 to 49 employees	1	X	X	X
	Establishments with 50 to 99 employees	1	X	X	X
	Establishments with 100 to 249 employees	—	X	X	X
	Establishments with 250 to 499 employees	—	X	X	X
	Establishments with 500 to 999 employees	—	X	X	X
	Establishments with 1,000 employees or more	—	X	X	X
454210	Vending machine operators				
	All establishments	14	165	1 510	6 291
	Establishments with 1 to 4 employees	6	X	X	X
	Establishments with 5 to 9 employees	4	X	X	X
	Establishments with 10 to 19 employees	2	X	X	X
	Establishments with 20 to 49 employees	1	X	X	X
	Establishments with 50 to 99 employees	1	X	X	X
	Establishments with 100 to 249 employees	—	X	X	X
	Establishments with 250 to 499 employees	—	X	X	X
	Establishments with 500 to 999 employees	—	X	X	X
	Establishments with 1,000 employees or more	—	X	X	X
4543	Direct selling establishments				
	All establishments	55	375	2 798	13 613
	Establishments with 1 to 4 employees	37	X	X	X
	Establishments with 5 to 9 employees	10	X	X	X
	Establishments with 10 to 19 employees	4	X	X	X
	Establishments with 20 to 49 employees	2	X	X	X
	Establishments with 50 to 99 employees	2	X	X	X
	Establishments with 100 to 249 employees	—	X	X	X
	Establishments with 250 to 499 employees	—	X	X	X
	Establishments with 500 to 999 employees	—	X	X	X
	Establishments with 1,000 employees or more	—	X	X	X
45431	Fuel dealers				
	All establishments	20	184	1 917	10 185
	Establishments with 1 to 4 employees	9	X	X	X
	Establishments with 5 to 9 employees	7	X	X	X
	Establishments with 10 to 19 employees	1	X	X	X
	Establishments with 20 to 49 employees	2	X	X	X
	Establishments with 50 to 99 employees	1	X	X	X
	Establishments with 100 to 249 employees	—	X	X	X
	Establishments with 250 to 499 employees	—	X	X	X
	Establishments with 500 to 999 employees	—	X	X	X
	Establishments with 1,000 employees or more	—	X	X	X
454311	Heating oil dealers				
	All establishments	19	c	D	D
	Establishments with 1 to 4 employees	9	X	X	X
	Establishments with 5 to 9 employees	7	X	X	X
	Establishments with 10 to 19 employees	1	X	X	X
	Establishments with 20 to 49 employees	1	X	X	X
	Establishments with 50 to 99 employees	1	X	X	X
	Establishments with 100 to 249 employees	—	X	X	X
	Establishments with 250 to 499 employees	—	X	X	X
	Establishments with 500 to 999 employees	—	X	X	X
	Establishments with 1,000 employees or more	—	X	X	X

See footnotes at end of table.

Table 5. Establishments, Employees, and Payroll by Industry and Employment Size of Establishments by County: 2004—Con.

[Excludes most government employees, railroad employees, and self-employed persons. Size class 1 to 4 employees includes establishments having payroll, but no employees, during mid-March pay period. For meaning of abbreviations and symbols, see introductory text. For explanation of terms, see Appendix A. For statement on reliability, see the note at the end of the table and Appendix C]

NAICS code	Geography, kind of business, and employment size class	Establishments (number)	Paid employees for pay period including March 12 (number)	First-quarter payroll (\$1,000)	Annual payroll (\$1,000)
	MIDDLESEX—Con.				
44-45	Retail trade—Con.				
454	Nonstore retailers—Con.				
4543	Direct selling establishments—Con.				
45439	Other direct selling establishments				
	All establishments	35	191	881	3 428
	Establishments with 1 to 4 employees	28	X	X	X
	Establishments with 5 to 9 employees	3	X	X	X
	Establishments with 10 to 19 employees	3	X	X	X
	Establishments with 20 to 49 employees	—	X	X	X
	Establishments with 50 to 99 employees	1	X	X	X
	Establishments with 100 to 249 employees	—	X	X	X
	Establishments with 250 to 499 employees	—	X	X	X
	Establishments with 500 to 999 employees	—	X	X	X
	Establishments with 1,000 employees or more	—	X	X	X
454390	Other direct selling establishments				
	All establishments	35	191	881	3 428
	Establishments with 1 to 4 employees	28	X	X	X
	Establishments with 5 to 9 employees	3	X	X	X
	Establishments with 10 to 19 employees	3	X	X	X
	Establishments with 20 to 49 employees	—	X	X	X
	Establishments with 50 to 99 employees	1	X	X	X
	Establishments with 100 to 249 employees	—	X	X	X
	Establishments with 250 to 499 employees	—	X	X	X
	Establishments with 500 to 999 employees	—	X	X	X
	Establishments with 1,000 employees or more	—	X	X	X
48-49	Transportation and warehousing				
	All establishments	938	26 216	234 043	986 922
	Establishments with 1 to 4 employees	484	X	X	X
	Establishments with 5 to 9 employees	128	X	X	X
	Establishments with 10 to 19 employees	107	X	X	X
	Establishments with 20 to 49 employees	98	X	X	X
	Establishments with 50 to 99 employees	61	X	X	X
	Establishments with 100 to 249 employees	42	X	X	X
	Establishments with 250 to 499 employees	11	X	X	X
	Establishments with 500 to 999 employees	5	X	X	X
	Establishments with 1,000 employees or more	2	X	X	X
483	Water transportation				
	All establishments	5	c	D	D
	Establishments with 1 to 4 employees	4	X	X	X
	Establishments with 5 to 9 employees	—	X	X	X
	Establishments with 10 to 19 employees	—	X	X	X
	Establishments with 20 to 49 employees	—	X	X	X
	Establishments with 50 to 99 employees	1	X	X	X
	Establishments with 100 to 249 employees	—	X	X	X
	Establishments with 250 to 499 employees	—	X	X	X
	Establishments with 500 to 999 employees	—	X	X	X
	Establishments with 1,000 employees or more	—	X	X	X
4831	Deep sea, coastal, and Great Lakes water transportation				
	All establishments	5	c	D	D
	Establishments with 1 to 4 employees	4	X	X	X
	Establishments with 5 to 9 employees	—	X	X	X
	Establishments with 10 to 19 employees	—	X	X	X
	Establishments with 20 to 49 employees	—	X	X	X
	Establishments with 50 to 99 employees	1	X	X	X
	Establishments with 100 to 249 employees	—	X	X	X
	Establishments with 250 to 499 employees	—	X	X	X
	Establishments with 500 to 999 employees	—	X	X	X
	Establishments with 1,000 employees or more	—	X	X	X
48311	Deep sea, coastal, and Great Lakes water transportation				
	All establishments	5	c	D	D
	Establishments with 1 to 4 employees	4	X	X	X
	Establishments with 5 to 9 employees	—	X	X	X
	Establishments with 10 to 19 employees	—	X	X	X
	Establishments with 20 to 49 employees	—	X	X	X
	Establishments with 50 to 99 employees	1	X	X	X
	Establishments with 100 to 249 employees	—	X	X	X
	Establishments with 250 to 499 employees	—	X	X	X
	Establishments with 500 to 999 employees	—	X	X	X
	Establishments with 1,000 employees or more	—	X	X	X
483111	Deep sea freight transportation				
	All establishments	4	c	D	D
	Establishments with 1 to 4 employees	3	X	X	X
	Establishments with 5 to 9 employees	—	X	X	X
	Establishments with 10 to 19 employees	—	X	X	X
	Establishments with 20 to 49 employees	—	X	X	X
	Establishments with 50 to 99 employees	1	X	X	X
	Establishments with 100 to 249 employees	—	X	X	X
	Establishments with 250 to 499 employees	—	X	X	X
	Establishments with 500 to 999 employees	—	X	X	X
	Establishments with 1,000 employees or more	—	X	X	X

See footnotes at end of table.

Table 5. Establishments, Employees, and Payroll by Industry and Employment Size of Establishments by County: 2004—Con.

[Excludes most government employees, railroad employees, and self-employed persons. Size class 1 to 4 employees includes establishments having payroll, but no employees, during mid-March pay period. For meaning of abbreviations and symbols, see introductory text. For explanation of terms, see Appendix A. For statement on reliability, see the note at the end of the table and Appendix C]

NAICS code	Geography, kind of business, and employment size class	Establishments (number)	Paid employees for pay period including March 12 (number)	First-quarter payroll (\$1,000)	Annual payroll (\$1,000)
	MIDDLESEX—Con.				
48-49	Transportation and warehousing—Con.				
484	Truck transportation				
	All establishments	458	7 271	73 002	327 108
	Establishments with 1 to 4 employees	285	X	X	X
	Establishments with 5 to 9 employees	51	X	X	X
	Establishments with 10 to 19 employees	43	X	X	X
	Establishments with 20 to 49 employees	39	X	X	X
	Establishments with 50 to 99 employees	25	X	X	X
	Establishments with 100 to 249 employees	12	X	X	X
	Establishments with 250 to 499 employees	3	X	X	X
	Establishments with 500 to 999 employees	—	X	X	X
	Establishments with 1,000 employees or more	—	X	X	X
4841	General freight trucking				
	All establishments	281	4 775	50 698	227 636
	Establishments with 1 to 4 employees	186	X	X	X
	Establishments with 5 to 9 employees	25	X	X	X
	Establishments with 10 to 19 employees	22	X	X	X
	Establishments with 20 to 49 employees	22	X	X	X
	Establishments with 50 to 99 employees	15	X	X	X
	Establishments with 100 to 249 employees	8	X	X	X
	Establishments with 250 to 499 employees	3	X	X	X
	Establishments with 500 to 999 employees	—	X	X	X
	Establishments with 1,000 employees or more	—	X	X	X
48411	General freight trucking, local				
	All establishments	147	1 717	17 915	82 366
	Establishments with 1 to 4 employees	106	X	X	X
	Establishments with 5 to 9 employees	16	X	X	X
	Establishments with 10 to 19 employees	11	X	X	X
	Establishments with 20 to 49 employees	6	X	X	X
	Establishments with 50 to 99 employees	4	X	X	X
	Establishments with 100 to 249 employees	3	X	X	X
	Establishments with 250 to 499 employees	1	X	X	X
	Establishments with 500 to 999 employees	—	X	X	X
	Establishments with 1,000 employees or more	—	X	X	X
484110	General freight trucking, local				
	All establishments	147	1 717	17 915	82 366
	Establishments with 1 to 4 employees	106	X	X	X
	Establishments with 5 to 9 employees	16	X	X	X
	Establishments with 10 to 19 employees	11	X	X	X
	Establishments with 20 to 49 employees	6	X	X	X
	Establishments with 50 to 99 employees	4	X	X	X
	Establishments with 100 to 249 employees	3	X	X	X
	Establishments with 250 to 499 employees	1	X	X	X
	Establishments with 500 to 999 employees	—	X	X	X
	Establishments with 1,000 employees or more	—	X	X	X
48412	General freight trucking, long-distance				
	All establishments	134	3 058	32 783	145 270
	Establishments with 1 to 4 employees	80	X	X	X
	Establishments with 5 to 9 employees	9	X	X	X
	Establishments with 10 to 19 employees	11	X	X	X
	Establishments with 20 to 49 employees	16	X	X	X
	Establishments with 50 to 99 employees	11	X	X	X
	Establishments with 100 to 249 employees	5	X	X	X
	Establishments with 250 to 499 employees	2	X	X	X
	Establishments with 500 to 999 employees	—	X	X	X
	Establishments with 1,000 employees or more	—	X	X	X
484121	General freight trucking, long-distance, truckload (tl)				
	All establishments	91	1 610	16 712	74 308
	Establishments with 1 to 4 employees	59	X	X	X
	Establishments with 5 to 9 employees	6	X	X	X
	Establishments with 10 to 19 employees	9	X	X	X
	Establishments with 20 to 49 employees	10	X	X	X
	Establishments with 50 to 99 employees	4	X	X	X
	Establishments with 100 to 249 employees	2	X	X	X
	Establishments with 250 to 499 employees	1	X	X	X
	Establishments with 500 to 999 employees	—	X	X	X
	Establishments with 1,000 employees or more	—	X	X	X
484122	General freight trucking, long-distance, less than truckload (ltl)				
	All establishments	43	1 448	16 071	70 962
	Establishments with 1 to 4 employees	21	X	X	X
	Establishments with 5 to 9 employees	3	X	X	X
	Establishments with 10 to 19 employees	2	X	X	X
	Establishments with 20 to 49 employees	6	X	X	X
	Establishments with 50 to 99 employees	7	X	X	X
	Establishments with 100 to 249 employees	3	X	X	X
	Establishments with 250 to 499 employees	1	X	X	X
	Establishments with 500 to 999 employees	—	X	X	X
	Establishments with 1,000 employees or more	—	X	X	X

See footnotes at end of table.

Table 5. Establishments, Employees, and Payroll by Industry and Employment Size of Establishments by County: 2004—Con.

[Excludes most government employees, railroad employees, and self-employed persons. Size class 1 to 4 employees includes establishments having payroll, but no employees, during mid-March pay period. For meaning of abbreviations and symbols, see introductory text. For explanation of terms, see Appendix A. For statement on reliability, see the note at the end of the table and Appendix C]

NAICS code	Geography, kind of business, and employment size class	Establishments (number)	Paid employees for pay period including March 12 (number)	First-quarter payroll (\$1,000)	Annual payroll (\$1,000)
	MIDDLESEX—Con.				
48-49	Transportation and warehousing—Con.				
484	Truck transportation—Con.				
4842	Specialized freight trucking				
	All establishments	177	2 496	22 304	99 472
	Establishments with 1 to 4 employees	99	X	X	X
	Establishments with 5 to 9 employees	26	X	X	X
	Establishments with 10 to 19 employees	21	X	X	X
	Establishments with 20 to 49 employees	17	X	X	X
	Establishments with 50 to 99 employees	10	X	X	X
	Establishments with 100 to 249 employees	4	X	X	X
	Establishments with 250 to 499 employees	—	X	X	X
	Establishments with 500 to 999 employees	—	X	X	X
	Establishments with 1,000 employees or more	—	X	X	X
48421	Used household and office goods moving				
	All establishments	43	692	5 087	22 880
	Establishments with 1 to 4 employees	22	X	X	X
	Establishments with 5 to 9 employees	10	X	X	X
	Establishments with 10 to 19 employees	2	X	X	X
	Establishments with 20 to 49 employees	4	X	X	X
	Establishments with 50 to 99 employees	4	X	X	X
	Establishments with 100 to 249 employees	1	X	X	X
	Establishments with 250 to 499 employees	—	X	X	X
	Establishments with 500 to 999 employees	—	X	X	X
	Establishments with 1,000 employees or more	—	X	X	X
484210	Used household and office goods moving				
	All establishments	43	692	5 087	22 880
	Establishments with 1 to 4 employees	22	X	X	X
	Establishments with 5 to 9 employees	10	X	X	X
	Establishments with 10 to 19 employees	2	X	X	X
	Establishments with 20 to 49 employees	4	X	X	X
	Establishments with 50 to 99 employees	4	X	X	X
	Establishments with 100 to 249 employees	1	X	X	X
	Establishments with 250 to 499 employees	—	X	X	X
	Establishments with 500 to 999 employees	—	X	X	X
	Establishments with 1,000 employees or more	—	X	X	X
48422	Specialized freight (except used goods) trucking, local				
	All establishments	96	782	6 537	30 188
	Establishments with 1 to 4 employees	61	X	X	X
	Establishments with 5 to 9 employees	11	X	X	X
	Establishments with 10 to 19 employees	11	X	X	X
	Establishments with 20 to 49 employees	10	X	X	X
	Establishments with 50 to 99 employees	3	X	X	X
	Establishments with 100 to 249 employees	—	X	X	X
	Establishments with 250 to 499 employees	—	X	X	X
	Establishments with 500 to 999 employees	—	X	X	X
	Establishments with 1,000 employees or more	—	X	X	X
484220	Specialized freight (except used goods) trucking, local				
	All establishments	96	782	6 537	30 188
	Establishments with 1 to 4 employees	61	X	X	X
	Establishments with 5 to 9 employees	11	X	X	X
	Establishments with 10 to 19 employees	11	X	X	X
	Establishments with 20 to 49 employees	10	X	X	X
	Establishments with 50 to 99 employees	3	X	X	X
	Establishments with 100 to 249 employees	—	X	X	X
	Establishments with 250 to 499 employees	—	X	X	X
	Establishments with 500 to 999 employees	—	X	X	X
	Establishments with 1,000 employees or more	—	X	X	X
48423	Specialized freight (except used goods) trucking, long-distance				
	All establishments	38	1 022	10 680	46 404
	Establishments with 1 to 4 employees	16	X	X	X
	Establishments with 5 to 9 employees	5	X	X	X
	Establishments with 10 to 19 employees	8	X	X	X
	Establishments with 20 to 49 employees	3	X	X	X
	Establishments with 50 to 99 employees	3	X	X	X
	Establishments with 100 to 249 employees	3	X	X	X
	Establishments with 250 to 499 employees	—	X	X	X
	Establishments with 500 to 999 employees	—	X	X	X
	Establishments with 1,000 employees or more	—	X	X	X
484230	Specialized freight (except used goods) trucking, long-distance				
	All establishments	38	1 022	10 680	46 404
	Establishments with 1 to 4 employees	16	X	X	X
	Establishments with 5 to 9 employees	5	X	X	X
	Establishments with 10 to 19 employees	8	X	X	X
	Establishments with 20 to 49 employees	3	X	X	X
	Establishments with 50 to 99 employees	3	X	X	X
	Establishments with 100 to 249 employees	3	X	X	X
	Establishments with 250 to 499 employees	—	X	X	X
	Establishments with 500 to 999 employees	—	X	X	X
	Establishments with 1,000 employees or more	—	X	X	X

See footnotes at end of table.

Table 5. Establishments, Employees, and Payroll by Industry and Employment Size of Establishments by County: 2004—Con.

[Excludes most government employees, railroad employees, and self-employed persons. Size class 1 to 4 employees includes establishments having payroll, but no employees, during mid-March pay period. For meaning of abbreviations and symbols, see introductory text. For explanation of terms, see Appendix A. For statement on reliability, see the note at the end of the table and Appendix C]

NAICS code	Geography, kind of business, and employment size class	Establishments (number)	Paid employees for pay period including March 12 (number)	First-quarter payroll (\$1,000)	Annual payroll (\$1,000)
	MIDDLESEX—Con.				
48-49	Transportation and warehousing—Con.				
485	Transit and ground passenger transportation				
	All establishments	102	2 108	9 991	41 273
	Establishments with 1 to 4 employees	58	X	X	X
	Establishments with 5 to 9 employees	12	X	X	X
	Establishments with 10 to 19 employees	14	X	X	X
	Establishments with 20 to 49 employees	8	X	X	X
	Establishments with 50 to 99 employees	5	X	X	X
	Establishments with 100 to 249 employees	4	X	X	X
	Establishments with 250 to 499 employees	—	X	X	X
	Establishments with 500 to 999 employees	1	X	X	X
	Establishments with 1,000 employees or more	—	X	X	X
4851	Urban transit systems				
	All establishments	4	e	D	D
	Establishments with 1 to 4 employees	2	X	X	X
	Establishments with 5 to 9 employees	—	X	X	X
	Establishments with 10 to 19 employees	—	X	X	X
	Establishments with 20 to 49 employees	1	X	X	X
	Establishments with 50 to 99 employees	—	X	X	X
	Establishments with 100 to 249 employees	1	X	X	X
	Establishments with 250 to 499 employees	—	X	X	X
	Establishments with 500 to 999 employees	—	X	X	X
	Establishments with 1,000 employees or more	—	X	X	X
48511	Urban transit systems				
	All establishments	4	e	D	D
	Establishments with 1 to 4 employees	2	X	X	X
	Establishments with 5 to 9 employees	—	X	X	X
	Establishments with 10 to 19 employees	—	X	X	X
	Establishments with 20 to 49 employees	1	X	X	X
	Establishments with 50 to 99 employees	—	X	X	X
	Establishments with 100 to 249 employees	1	X	X	X
	Establishments with 250 to 499 employees	—	X	X	X
	Establishments with 500 to 999 employees	—	X	X	X
	Establishments with 1,000 employees or more	—	X	X	X
485113	Bus and motor vehicle transit systems				
	All establishments	4	e	D	D
	Establishments with 1 to 4 employees	2	X	X	X
	Establishments with 5 to 9 employees	—	X	X	X
	Establishments with 10 to 19 employees	—	X	X	X
	Establishments with 20 to 49 employees	1	X	X	X
	Establishments with 50 to 99 employees	—	X	X	X
	Establishments with 100 to 249 employees	1	X	X	X
	Establishments with 250 to 499 employees	—	X	X	X
	Establishments with 500 to 999 employees	—	X	X	X
	Establishments with 1,000 employees or more	—	X	X	X
4853	Taxi and limousine service				
	All establishments	61	419	1 807	8 126
	Establishments with 1 to 4 employees	43	X	X	X
	Establishments with 5 to 9 employees	7	X	X	X
	Establishments with 10 to 19 employees	8	X	X	X
	Establishments with 20 to 49 employees	1	X	X	X
	Establishments with 50 to 99 employees	2	X	X	X
	Establishments with 100 to 249 employees	—	X	X	X
	Establishments with 250 to 499 employees	—	X	X	X
	Establishments with 500 to 999 employees	—	X	X	X
	Establishments with 1,000 employees or more	—	X	X	X
48532	Limousine service				
	All establishments	47	362	1 517	6 868
	Establishments with 1 to 4 employees	32	X	X	X
	Establishments with 5 to 9 employees	7	X	X	X
	Establishments with 10 to 19 employees	5	X	X	X
	Establishments with 20 to 49 employees	1	X	X	X
	Establishments with 50 to 99 employees	2	X	X	X
	Establishments with 100 to 249 employees	—	X	X	X
	Establishments with 250 to 499 employees	—	X	X	X
	Establishments with 500 to 999 employees	—	X	X	X
	Establishments with 1,000 employees or more	—	X	X	X
485320	Limousine service				
	All establishments	47	362	1 517	6 868
	Establishments with 1 to 4 employees	32	X	X	X
	Establishments with 5 to 9 employees	7	X	X	X
	Establishments with 10 to 19 employees	5	X	X	X
	Establishments with 20 to 49 employees	1	X	X	X
	Establishments with 50 to 99 employees	2	X	X	X
	Establishments with 100 to 249 employees	—	X	X	X
	Establishments with 250 to 499 employees	—	X	X	X
	Establishments with 500 to 999 employees	—	X	X	X
	Establishments with 1,000 employees or more	—	X	X	X

See footnotes at end of table.

Table 5. Establishments, Employees, and Payroll by Industry and Employment Size of Establishments by County: 2004—Con.

[Excludes most government employees, railroad employees, and self-employed persons. Size class 1 to 4 employees includes establishments having payroll, but no employees, during mid-March pay period. For meaning of abbreviations and symbols, see introductory text. For explanation of terms, see Appendix A. For statement on reliability, see the note at the end of the table and Appendix C]

NAICS code	Geography, kind of business, and employment size class	Establishments (number)	Paid employees for pay period including March 12 (number)	First-quarter payroll (\$1,000)	Annual payroll (\$1,000)
	MIDDLESEX—Con.				
48-49	Transportation and warehousing—Con.				
485	Transit and ground passenger transportation—Con.				
4854	School and employee bus transportation				
	All establishments	24	1 163	4 484	17 898
	Establishments with 1 to 4 employees	8	X	X	X
	Establishments with 5 to 9 employees	3	X	X	X
	Establishments with 10 to 19 employees	3	X	X	X
	Establishments with 20 to 49 employees	5	X	X	X
	Establishments with 50 to 99 employees	2	X	X	X
	Establishments with 100 to 249 employees	2	X	X	X
	Establishments with 250 to 499 employees	—	X	X	X
	Establishments with 500 to 999 employees	1	X	X	X
	Establishments with 1,000 employees or more	—	X	X	X
48541	School and employee bus transportation				
	All establishments	24	1 163	4 484	17 898
	Establishments with 1 to 4 employees	8	X	X	X
	Establishments with 5 to 9 employees	3	X	X	X
	Establishments with 10 to 19 employees	3	X	X	X
	Establishments with 20 to 49 employees	5	X	X	X
	Establishments with 50 to 99 employees	2	X	X	X
	Establishments with 100 to 249 employees	2	X	X	X
	Establishments with 250 to 499 employees	—	X	X	X
	Establishments with 500 to 999 employees	1	X	X	X
	Establishments with 1,000 employees or more	—	X	X	X
485410	School and employee bus transportation				
	All establishments	24	1 163	4 484	17 898
	Establishments with 1 to 4 employees	8	X	X	X
	Establishments with 5 to 9 employees	3	X	X	X
	Establishments with 10 to 19 employees	3	X	X	X
	Establishments with 20 to 49 employees	5	X	X	X
	Establishments with 50 to 99 employees	2	X	X	X
	Establishments with 100 to 249 employees	2	X	X	X
	Establishments with 250 to 499 employees	—	X	X	X
	Establishments with 500 to 999 employees	1	X	X	X
	Establishments with 1,000 employees or more	—	X	X	X
4855	Charter bus industry				
	All establishments	3	c	D	D
	Establishments with 1 to 4 employees	1	X	X	X
	Establishments with 5 to 9 employees	—	X	X	X
	Establishments with 10 to 19 employees	—	X	X	X
	Establishments with 20 to 49 employees	1	X	X	X
	Establishments with 50 to 99 employees	—	X	X	X
	Establishments with 100 to 249 employees	1	X	X	X
	Establishments with 250 to 499 employees	—	X	X	X
	Establishments with 500 to 999 employees	—	X	X	X
	Establishments with 1,000 employees or more	—	X	X	X
48551	Charter bus industry				
	All establishments	3	c	D	D
	Establishments with 1 to 4 employees	1	X	X	X
	Establishments with 5 to 9 employees	—	X	X	X
	Establishments with 10 to 19 employees	—	X	X	X
	Establishments with 20 to 49 employees	1	X	X	X
	Establishments with 50 to 99 employees	—	X	X	X
	Establishments with 100 to 249 employees	1	X	X	X
	Establishments with 250 to 499 employees	—	X	X	X
	Establishments with 500 to 999 employees	—	X	X	X
	Establishments with 1,000 employees or more	—	X	X	X
485510	Charter bus industry				
	All establishments	3	c	D	D
	Establishments with 1 to 4 employees	1	X	X	X
	Establishments with 5 to 9 employees	—	X	X	X
	Establishments with 10 to 19 employees	—	X	X	X
	Establishments with 20 to 49 employees	1	X	X	X
	Establishments with 50 to 99 employees	—	X	X	X
	Establishments with 100 to 249 employees	1	X	X	X
	Establishments with 250 to 499 employees	—	X	X	X
	Establishments with 500 to 999 employees	—	X	X	X
	Establishments with 1,000 employees or more	—	X	X	X
4859	Other transit and ground passenger transportation				
	All establishments	10	109	529	2 379
	Establishments with 1 to 4 employees	4	X	X	X
	Establishments with 5 to 9 employees	2	X	X	X
	Establishments with 10 to 19 employees	3	X	X	X
	Establishments with 20 to 49 employees	—	X	X	X
	Establishments with 50 to 99 employees	1	X	X	X
	Establishments with 100 to 249 employees	—	X	X	X
	Establishments with 250 to 499 employees	—	X	X	X
	Establishments with 500 to 999 employees	—	X	X	X
	Establishments with 1,000 employees or more	—	X	X	X

See footnotes at end of table.

Table 5. Establishments, Employees, and Payroll by Industry and Employment Size of Establishments by County: 2004—Con.

[Excludes most government employees, railroad employees, and self-employed persons. Size class 1 to 4 employees includes establishments having payroll, but no employees, during mid-March pay period. For meaning of abbreviations and symbols, see introductory text. For explanation of terms, see Appendix A. For statement on reliability, see the note at the end of the table and Appendix C]

NAICS code	Geography, kind of business, and employment size class	Establishments (number)	Paid employees for pay period including March 12 (number)	First-quarter payroll (\$1,000)	Annual payroll (\$1,000)
	MIDDLESEX—Con.				
48-49	Transportation and warehousing—Con.				
485	Transit and ground passenger transportation—Con.				
4859	Other transit and ground passenger transportation—Con.				
48599	Other transit and ground passenger transportation				
	All establishments	10	109	529	2 379
	Establishments with 1 to 4 employees	4	X	X	X
	Establishments with 5 to 9 employees	2	X	X	X
	Establishments with 10 to 19 employees	3	X	X	X
	Establishments with 20 to 49 employees	—	X	X	X
	Establishments with 50 to 99 employees	1	X	X	X
	Establishments with 100 to 249 employees	—	X	X	X
	Establishments with 250 to 499 employees	—	X	X	X
	Establishments with 500 to 999 employees	—	X	X	X
	Establishments with 1,000 employees or more	—	X	X	X
485991	Special needs transportation				
	All establishments	8	c	D	D
	Establishments with 1 to 4 employees	2	X	X	X
	Establishments with 5 to 9 employees	2	X	X	X
	Establishments with 10 to 19 employees	3	X	X	X
	Establishments with 20 to 49 employees	—	X	X	X
	Establishments with 50 to 99 employees	1	X	X	X
	Establishments with 100 to 249 employees	—	X	X	X
	Establishments with 250 to 499 employees	—	X	X	X
	Establishments with 500 to 999 employees	—	X	X	X
	Establishments with 1,000 employees or more	—	X	X	X
488	Support activities for transportation				
	All establishments	147	2 739	32 722	137 039
	Establishments with 1 to 4 employees	77	X	X	X
	Establishments with 5 to 9 employees	27	X	X	X
	Establishments with 10 to 19 employees	17	X	X	X
	Establishments with 20 to 49 employees	14	X	X	X
	Establishments with 50 to 99 employees	5	X	X	X
	Establishments with 100 to 249 employees	5	X	X	X
	Establishments with 250 to 499 employees	2	X	X	X
	Establishments with 500 to 999 employees	—	X	X	X
	Establishments with 1,000 employees or more	—	X	X	X
4881	Support activities for air transportation				
	All establishments	3	c	D	D
	Establishments with 1 to 4 employees	1	X	X	X
	Establishments with 5 to 9 employees	—	X	X	X
	Establishments with 10 to 19 employees	1	X	X	X
	Establishments with 20 to 49 employees	—	X	X	X
	Establishments with 50 to 99 employees	—	X	X	X
	Establishments with 100 to 249 employees	1	X	X	X
	Establishments with 250 to 499 employees	—	X	X	X
	Establishments with 500 to 999 employees	—	X	X	X
	Establishments with 1,000 employees or more	—	X	X	X
48819	Other support activities for air transportation				
	All establishments	1	c	D	D
	Establishments with 1 to 4 employees	—	X	X	X
	Establishments with 5 to 9 employees	—	X	X	X
	Establishments with 10 to 19 employees	—	X	X	X
	Establishments with 20 to 49 employees	—	X	X	X
	Establishments with 50 to 99 employees	—	X	X	X
	Establishments with 100 to 249 employees	1	X	X	X
	Establishments with 250 to 499 employees	—	X	X	X
	Establishments with 500 to 999 employees	—	X	X	X
	Establishments with 1,000 employees or more	—	X	X	X
488190	Other support activities for air transportation				
	All establishments	1	c	D	D
	Establishments with 1 to 4 employees	—	X	X	X
	Establishments with 5 to 9 employees	—	X	X	X
	Establishments with 10 to 19 employees	—	X	X	X
	Establishments with 20 to 49 employees	—	X	X	X
	Establishments with 50 to 99 employees	—	X	X	X
	Establishments with 100 to 249 employees	1	X	X	X
	Establishments with 250 to 499 employees	—	X	X	X
	Establishments with 500 to 999 employees	—	X	X	X
	Establishments with 1,000 employees or more	—	X	X	X
4883	Support activities for water transportation				
	All establishments	6	c	D	D
	Establishments with 1 to 4 employees	2	X	X	X
	Establishments with 5 to 9 employees	1	X	X	X
	Establishments with 10 to 19 employees	1	X	X	X
	Establishments with 20 to 49 employees	1	X	X	X
	Establishments with 50 to 99 employees	1	X	X	X
	Establishments with 100 to 249 employees	—	X	X	X
	Establishments with 250 to 499 employees	—	X	X	X
	Establishments with 500 to 999 employees	—	X	X	X
	Establishments with 1,000 employees or more	—	X	X	X

See footnotes at end of table.

Table 5. Establishments, Employees, and Payroll by Industry and Employment Size of Establishments by County: 2004—Con.

[Excludes most government employees, railroad employees, and self-employed persons. Size class 1 to 4 employees includes establishments having payroll, but no employees, during mid-March pay period. For meaning of abbreviations and symbols, see introductory text. For explanation of terms, see Appendix A. For statement on reliability, see the note at the end of the table and Appendix C]

NAICS code	Geography, kind of business, and employment size class	Establishments (number)	Paid employees for pay period including March 12 (number)	First-quarter payroll (\$1,000)	Annual payroll (\$1,000)
	MIDDLESEX—Con.				
48-49	Transportation and warehousing—Con.				
488	Support activities for transportation—Con.				
4883	Support activities for water transportation—Con.				
48839	Other support activities for water transportation				
	All establishments	5	126	1 436	5 639
	Establishments with 1 to 4 employees	2	X	X	X
	Establishments with 5 to 9 employees	—	X	X	X
	Establishments with 10 to 19 employees	1	X	X	X
	Establishments with 20 to 49 employees	1	X	X	X
	Establishments with 50 to 99 employees	1	X	X	X
	Establishments with 100 to 249 employees	—	X	X	X
	Establishments with 250 to 499 employees	—	X	X	X
	Establishments with 500 to 999 employees	—	X	X	X
	Establishments with 1,000 employees or more	—	X	X	X
488390	Other support activities for water transportation				
	All establishments	5	126	1 436	5 639
	Establishments with 1 to 4 employees	2	X	X	X
	Establishments with 5 to 9 employees	—	X	X	X
	Establishments with 10 to 19 employees	1	X	X	X
	Establishments with 20 to 49 employees	1	X	X	X
	Establishments with 50 to 99 employees	1	X	X	X
	Establishments with 100 to 249 employees	—	X	X	X
	Establishments with 250 to 499 employees	—	X	X	X
	Establishments with 500 to 999 employees	—	X	X	X
	Establishments with 1,000 employees or more	—	X	X	X
4884	Support activities for road transportation				
	All establishments	34	c	D	D
	Establishments with 1 to 4 employees	24	X	X	X
	Establishments with 5 to 9 employees	2	X	X	X
	Establishments with 10 to 19 employees	4	X	X	X
	Establishments with 20 to 49 employees	4	X	X	X
	Establishments with 50 to 99 employees	—	X	X	X
	Establishments with 100 to 249 employees	—	X	X	X
	Establishments with 250 to 499 employees	—	X	X	X
	Establishments with 500 to 999 employees	—	X	X	X
	Establishments with 1,000 employees or more	—	X	X	X
48841	Motor vehicle towing				
	All establishments	32	165	1 197	4 970
	Establishments with 1 to 4 employees	23	X	X	X
	Establishments with 5 to 9 employees	2	X	X	X
	Establishments with 10 to 19 employees	4	X	X	X
	Establishments with 20 to 49 employees	3	X	X	X
	Establishments with 50 to 99 employees	—	X	X	X
	Establishments with 100 to 249 employees	—	X	X	X
	Establishments with 250 to 499 employees	—	X	X	X
	Establishments with 500 to 999 employees	—	X	X	X
	Establishments with 1,000 employees or more	—	X	X	X
488410	Motor vehicle towing				
	All establishments	32	165	1 197	4 970
	Establishments with 1 to 4 employees	23	X	X	X
	Establishments with 5 to 9 employees	2	X	X	X
	Establishments with 10 to 19 employees	4	X	X	X
	Establishments with 20 to 49 employees	3	X	X	X
	Establishments with 50 to 99 employees	—	X	X	X
	Establishments with 100 to 249 employees	—	X	X	X
	Establishments with 250 to 499 employees	—	X	X	X
	Establishments with 500 to 999 employees	—	X	X	X
	Establishments with 1,000 employees or more	—	X	X	X
4885	Freight transportation arrangement				
	All establishments	97	2 018	24 639	106 860
	Establishments with 1 to 4 employees	47	X	X	X
	Establishments with 5 to 9 employees	23	X	X	X
	Establishments with 10 to 19 employees	9	X	X	X
	Establishments with 20 to 49 employees	9	X	X	X
	Establishments with 50 to 99 employees	4	X	X	X
	Establishments with 100 to 249 employees	3	X	X	X
	Establishments with 250 to 499 employees	2	X	X	X
	Establishments with 500 to 999 employees	—	X	X	X
	Establishments with 1,000 employees or more	—	X	X	X
48851	Freight transportation arrangement				
	All establishments	97	2 018	24 639	106 860
	Establishments with 1 to 4 employees	47	X	X	X
	Establishments with 5 to 9 employees	23	X	X	X
	Establishments with 10 to 19 employees	9	X	X	X
	Establishments with 20 to 49 employees	9	X	X	X
	Establishments with 50 to 99 employees	4	X	X	X
	Establishments with 100 to 249 employees	3	X	X	X
	Establishments with 250 to 499 employees	2	X	X	X
	Establishments with 500 to 999 employees	—	X	X	X
	Establishments with 1,000 employees or more	—	X	X	X

See footnotes at end of table.

Table 5. Establishments, Employees, and Payroll by Industry and Employment Size of Establishments by County: 2004—Con.

[Excludes most government employees, railroad employees, and self-employed persons. Size class 1 to 4 employees includes establishments having payroll, but no employees, during mid-March pay period. For meaning of abbreviations and symbols, see introductory text. For explanation of terms, see Appendix A. For statement on reliability, see the note at the end of the table and Appendix C]

NAICS code	Geography, kind of business, and employment size class	Establishments (number)	Paid employees for pay period including March 12 (number)	First-quarter payroll (\$1,000)	Annual payroll (\$1,000)
	MIDDLESEX—Con.				
48-49	Transportation and warehousing—Con.				
488	Support activities for transportation—Con.				
4885	Freight transportation arrangement—Con.				
48851	Freight transportation arrangement—Con.				
488510	Freight transportation arrangement				
	All establishments	97	2 018	24 639	106 860
	Establishments with 1 to 4 employees	47	X	X	X
	Establishments with 5 to 9 employees	23	X	X	X
	Establishments with 10 to 19 employees	9	X	X	X
	Establishments with 20 to 49 employees	9	X	X	X
	Establishments with 50 to 99 employees	4	X	X	X
	Establishments with 100 to 249 employees	3	X	X	X
	Establishments with 250 to 499 employees	2	X	X	X
	Establishments with 500 to 999 employees	—	X	X	X
	Establishments with 1,000 employees or more	—	X	X	X
4889	Other support activities for transportation				
	All establishments	5	c	D	D
	Establishments with 1 to 4 employees	2	X	X	X
	Establishments with 5 to 9 employees	—	X	X	X
	Establishments with 10 to 19 employees	2	X	X	X
	Establishments with 20 to 49 employees	—	X	X	X
	Establishments with 50 to 99 employees	—	X	X	X
	Establishments with 100 to 249 employees	1	X	X	X
	Establishments with 250 to 499 employees	—	X	X	X
	Establishments with 500 to 999 employees	—	X	X	X
	Establishments with 1,000 employees or more	—	X	X	X
48899	Other support activities for transportation				
	All establishments	5	c	D	D
	Establishments with 1 to 4 employees	2	X	X	X
	Establishments with 5 to 9 employees	—	X	X	X
	Establishments with 10 to 19 employees	2	X	X	X
	Establishments with 20 to 49 employees	—	X	X	X
	Establishments with 50 to 99 employees	—	X	X	X
	Establishments with 100 to 249 employees	1	X	X	X
	Establishments with 250 to 499 employees	—	X	X	X
	Establishments with 500 to 999 employees	—	X	X	X
	Establishments with 1,000 employees or more	—	X	X	X
488991	Packing and crating				
	All establishments	3	c	D	D
	Establishments with 1 to 4 employees	1	X	X	X
	Establishments with 5 to 9 employees	—	X	X	X
	Establishments with 10 to 19 employees	1	X	X	X
	Establishments with 20 to 49 employees	—	X	X	X
	Establishments with 50 to 99 employees	—	X	X	X
	Establishments with 100 to 249 employees	1	X	X	X
	Establishments with 250 to 499 employees	—	X	X	X
	Establishments with 500 to 999 employees	—	X	X	X
	Establishments with 1,000 employees or more	—	X	X	X
492	Couriers and messengers				
	All establishments	53	3 248	23 369	97 668
	Establishments with 1 to 4 employees	23	X	X	X
	Establishments with 5 to 9 employees	7	X	X	X
	Establishments with 10 to 19 employees	7	X	X	X
	Establishments with 20 to 49 employees	6	X	X	X
	Establishments with 50 to 99 employees	6	X	X	X
	Establishments with 100 to 249 employees	2	X	X	X
	Establishments with 250 to 499 employees	—	X	X	X
	Establishments with 500 to 999 employees	1	X	X	X
	Establishments with 1,000 employees or more	1	X	X	X
4921	Couriers				
	All establishments	29	2 951	21 093	87 325
	Establishments with 1 to 4 employees	11	X	X	X
	Establishments with 5 to 9 employees	3	X	X	X
	Establishments with 10 to 19 employees	4	X	X	X
	Establishments with 20 to 49 employees	3	X	X	X
	Establishments with 50 to 99 employees	4	X	X	X
	Establishments with 100 to 249 employees	2	X	X	X
	Establishments with 250 to 499 employees	—	X	X	X
	Establishments with 500 to 999 employees	1	X	X	X
	Establishments with 1,000 employees or more	1	X	X	X
49211	Couriers				
	All establishments	29	2 951	21 093	87 325
	Establishments with 1 to 4 employees	11	X	X	X
	Establishments with 5 to 9 employees	3	X	X	X
	Establishments with 10 to 19 employees	4	X	X	X
	Establishments with 20 to 49 employees	3	X	X	X
	Establishments with 50 to 99 employees	4	X	X	X
	Establishments with 100 to 249 employees	2	X	X	X
	Establishments with 250 to 499 employees	—	X	X	X
	Establishments with 500 to 999 employees	1	X	X	X
	Establishments with 1,000 employees or more	1	X	X	X

See footnotes at end of table.

Table 5. Establishments, Employees, and Payroll by Industry and Employment Size of Establishments by County: 2004—Con.

[Excludes most government employees, railroad employees, and self-employed persons. Size class 1 to 4 employees includes establishments having payroll, but no employees, during mid-March pay period. For meaning of abbreviations and symbols, see introductory text. For explanation of terms, see Appendix A. For statement on reliability, see the note at the end of the table and Appendix C]

NAICS code	Geography, kind of business, and employment size class	Establishments (number)	Paid employees for pay period including March 12 (number)	First-quarter payroll (\$1,000)	Annual payroll (\$1,000)
	MIDDLESEX—Con.				
48-49	Transportation and warehousing—Con.				
492	Couriers and messengers—Con.				
4921	Couriers—Con.				
49211	Couriers—Con.				
492110	Couriers				
	All establishments	29	2 951	21 093	87 325
	Establishments with 1 to 4 employees	11	X	X	X
	Establishments with 5 to 9 employees	3	X	X	X
	Establishments with 10 to 19 employees	4	X	X	X
	Establishments with 20 to 49 employees	3	X	X	X
	Establishments with 50 to 99 employees	4	X	X	X
	Establishments with 100 to 249 employees	2	X	X	X
	Establishments with 250 to 499 employees	—	X	X	X
	Establishments with 500 to 999 employees	1	X	X	X
	Establishments with 1,000 employees or more	1	X	X	X
4922	Local messengers and local delivery				
	All establishments	24	297	2 276	10 343
	Establishments with 1 to 4 employees	12	X	X	X
	Establishments with 5 to 9 employees	4	X	X	X
	Establishments with 10 to 19 employees	3	X	X	X
	Establishments with 20 to 49 employees	3	X	X	X
	Establishments with 50 to 99 employees	2	X	X	X
	Establishments with 100 to 249 employees	—	X	X	X
	Establishments with 250 to 499 employees	—	X	X	X
	Establishments with 500 to 999 employees	—	X	X	X
	Establishments with 1,000 employees or more	—	X	X	X
49221	Local messengers and local delivery				
	All establishments	24	297	2 276	10 343
	Establishments with 1 to 4 employees	12	X	X	X
	Establishments with 5 to 9 employees	4	X	X	X
	Establishments with 10 to 19 employees	3	X	X	X
	Establishments with 20 to 49 employees	3	X	X	X
	Establishments with 50 to 99 employees	2	X	X	X
	Establishments with 100 to 249 employees	—	X	X	X
	Establishments with 250 to 499 employees	—	X	X	X
	Establishments with 500 to 999 employees	—	X	X	X
	Establishments with 1,000 employees or more	—	X	X	X
492210	Local messengers and local delivery				
	All establishments	24	297	2 276	10 343
	Establishments with 1 to 4 employees	12	X	X	X
	Establishments with 5 to 9 employees	4	X	X	X
	Establishments with 10 to 19 employees	3	X	X	X
	Establishments with 20 to 49 employees	3	X	X	X
	Establishments with 50 to 99 employees	2	X	X	X
	Establishments with 100 to 249 employees	—	X	X	X
	Establishments with 250 to 499 employees	—	X	X	X
	Establishments with 500 to 999 employees	—	X	X	X
	Establishments with 1,000 employees or more	—	X	X	X
493	Warehousing and storage				
	All establishments	159	10 653	91 424	369 667
	Establishments with 1 to 4 employees	27	X	X	X
	Establishments with 5 to 9 employees	29	X	X	X
	Establishments with 10 to 19 employees	26	X	X	X
	Establishments with 20 to 49 employees	29	X	X	X
	Establishments with 50 to 99 employees	19	X	X	X
	Establishments with 100 to 249 employees	19	X	X	X
	Establishments with 250 to 499 employees	6	X	X	X
	Establishments with 500 to 999 employees	3	X	X	X
	Establishments with 1,000 employees or more	1	X	X	X
4931	Warehousing and storage				
	All establishments	159	10 653	91 424	369 667
	Establishments with 1 to 4 employees	27	X	X	X
	Establishments with 5 to 9 employees	29	X	X	X
	Establishments with 10 to 19 employees	26	X	X	X
	Establishments with 20 to 49 employees	29	X	X	X
	Establishments with 50 to 99 employees	19	X	X	X
	Establishments with 100 to 249 employees	19	X	X	X
	Establishments with 250 to 499 employees	6	X	X	X
	Establishments with 500 to 999 employees	3	X	X	X
	Establishments with 1,000 employees or more	1	X	X	X
49311	General warehousing and storage				
	All establishments	116	7 883	60 782	245 325
	Establishments with 1 to 4 employees	22	X	X	X
	Establishments with 5 to 9 employees	23	X	X	X
	Establishments with 10 to 19 employees	20	X	X	X
	Establishments with 20 to 49 employees	17	X	X	X
	Establishments with 50 to 99 employees	11	X	X	X
	Establishments with 100 to 249 employees	15	X	X	X
	Establishments with 250 to 499 employees	6	X	X	X
	Establishments with 500 to 999 employees	1	X	X	X
	Establishments with 1,000 employees or more	1	X	X	X

See footnotes at end of table.

Table 5. Establishments, Employees, and Payroll by Industry and Employment Size of Establishments by County: 2004—Con.

[Excludes most government employees, railroad employees, and self-employed persons. Size class 1 to 4 employees includes establishments having payroll, but no employees, during mid-March pay period. For meaning of abbreviations and symbols, see introductory text. For explanation of terms, see Appendix A. For statement on reliability, see the note at the end of the table and Appendix C]

NAICS code	Geography, kind of business, and employment size class	Establishments (number)	Paid employees for pay period including March 12 (number)	First-quarter payroll (\$1,000)	Annual payroll (\$1,000)
	MIDDLESEX—Con.				
48-49	Transportation and warehousing—Con.				
493	Warehousing and storage—Con.				
4931	Warehousing and storage—Con.				
49311	General warehousing and storage—Con.				
493110	General warehousing and storage				
	All establishments	116	7 883	60 782	245 325
	Establishments with 1 to 4 employees	22	X	X	X
	Establishments with 5 to 9 employees	23	X	X	X
	Establishments with 10 to 19 employees	20	X	X	X
	Establishments with 20 to 49 employees	17	X	X	X
	Establishments with 50 to 99 employees	11	X	X	X
	Establishments with 100 to 249 employees	15	X	X	X
	Establishments with 250 to 499 employees	6	X	X	X
	Establishments with 500 to 999 employees	1	X	X	X
	Establishments with 1,000 employees or more	1	X	X	X
49312	Refrigerated warehousing and storage				
	All establishments	8	c	D	D
	Establishments with 1 to 4 employees	1	X	X	X
	Establishments with 5 to 9 employees	1	X	X	X
	Establishments with 10 to 19 employees	3	X	X	X
	Establishments with 20 to 49 employees	2	X	X	X
	Establishments with 50 to 99 employees	1	X	X	X
	Establishments with 100 to 249 employees	—	X	X	X
	Establishments with 250 to 499 employees	—	X	X	X
	Establishments with 500 to 999 employees	—	X	X	X
	Establishments with 1,000 employees or more	—	X	X	X
493120	Refrigerated warehousing and storage				
	All establishments	8	c	D	D
	Establishments with 1 to 4 employees	1	X	X	X
	Establishments with 5 to 9 employees	1	X	X	X
	Establishments with 10 to 19 employees	3	X	X	X
	Establishments with 20 to 49 employees	2	X	X	X
	Establishments with 50 to 99 employees	1	X	X	X
	Establishments with 100 to 249 employees	—	X	X	X
	Establishments with 250 to 499 employees	—	X	X	X
	Establishments with 500 to 999 employees	—	X	X	X
	Establishments with 1,000 employees or more	—	X	X	X
49313	Farm product warehousing and storage				
	All establishments	2	c	D	D
	Establishments with 1 to 4 employees	—	X	X	X
	Establishments with 5 to 9 employees	—	X	X	X
	Establishments with 10 to 19 employees	—	X	X	X
	Establishments with 20 to 49 employees	—	X	X	X
	Establishments with 50 to 99 employees	1	X	X	X
	Establishments with 100 to 249 employees	1	X	X	X
	Establishments with 250 to 499 employees	—	X	X	X
	Establishments with 500 to 999 employees	—	X	X	X
	Establishments with 1,000 employees or more	—	X	X	X
493130	Farm product warehousing and storage				
	All establishments	2	c	D	D
	Establishments with 1 to 4 employees	—	X	X	X
	Establishments with 5 to 9 employees	—	X	X	X
	Establishments with 10 to 19 employees	—	X	X	X
	Establishments with 20 to 49 employees	—	X	X	X
	Establishments with 50 to 99 employees	1	X	X	X
	Establishments with 100 to 249 employees	1	X	X	X
	Establishments with 250 to 499 employees	—	X	X	X
	Establishments with 500 to 999 employees	—	X	X	X
	Establishments with 1,000 employees or more	—	X	X	X
49319	Other warehousing and storage				
	All establishments	33	2 359	26 836	107 713
	Establishments with 1 to 4 employees	4	X	X	X
	Establishments with 5 to 9 employees	5	X	X	X
	Establishments with 10 to 19 employees	3	X	X	X
	Establishments with 20 to 49 employees	10	X	X	X
	Establishments with 50 to 99 employees	6	X	X	X
	Establishments with 100 to 249 employees	3	X	X	X
	Establishments with 250 to 499 employees	—	X	X	X
	Establishments with 500 to 999 employees	2	X	X	X
	Establishments with 1,000 employees or more	—	X	X	X
493190	Other warehousing and storage				
	All establishments	33	2 359	26 836	107 713
	Establishments with 1 to 4 employees	4	X	X	X
	Establishments with 5 to 9 employees	5	X	X	X
	Establishments with 10 to 19 employees	3	X	X	X
	Establishments with 20 to 49 employees	10	X	X	X
	Establishments with 50 to 99 employees	6	X	X	X
	Establishments with 100 to 249 employees	3	X	X	X
	Establishments with 250 to 499 employees	—	X	X	X
	Establishments with 500 to 999 employees	2	X	X	X
	Establishments with 1,000 employees or more	—	X	X	X

See footnotes at end of table.

Table 5. Establishments, Employees, and Payroll by Industry and Employment Size of Establishments by County: 2004—Con.

[Excludes most government employees, railroad employees, and self-employed persons. Size class 1 to 4 employees includes establishments having payroll, but no employees, during mid-March pay period. For meaning of abbreviations and symbols, see introductory text. For explanation of terms, see Appendix A. For statement on reliability, see the note at the end of the table and Appendix C]

NAICS code	Geography, kind of business, and employment size class	Establishments (number)	Paid employees for pay period including March 12 (number)	First-quarter payroll (\$1,000)	Annual payroll (\$1,000)
	MIDDLESEX—Con.				
48-49	Transportation and warehousing—Con.				
493	Warehousing and storage—Con.				
4931	Warehousing and storage—Con.				
49319	Other warehousing and storage—Con.				
493190	Other warehousing and storage—Con.				
	All establishments—Con.				
	Establishments with 1,000 employees or more	—	X	X	X
51	Information				
	All establishments	415	14 675	264 135	896 622
	Establishments with 1 to 4 employees	205	X	X	X
	Establishments with 5 to 9 employees	66	X	X	X
	Establishments with 10 to 19 employees	40	X	X	X
	Establishments with 20 to 49 employees	48	X	X	X
	Establishments with 50 to 99 employees	28	X	X	X
	Establishments with 100 to 249 employees	19	X	X	X
	Establishments with 250 to 499 employees	5	X	X	X
	Establishments with 500 to 999 employees	2	X	X	X
	Establishments with 1,000 employees or more	2	X	X	X
511	Publishing industries (except Internet)				
	All establishments	96	4 283	69 028	274 280
	Establishments with 1 to 4 employees	44	X	X	X
	Establishments with 5 to 9 employees	15	X	X	X
	Establishments with 10 to 19 employees	9	X	X	X
	Establishments with 20 to 49 employees	15	X	X	X
	Establishments with 50 to 99 employees	7	X	X	X
	Establishments with 100 to 249 employees	4	X	X	X
	Establishments with 250 to 499 employees	—	X	X	X
	Establishments with 500 to 999 employees	1	X	X	X
	Establishments with 1,000 employees or more	1	X	X	X
5111	Newspaper, periodical, book, and directory publishers				
	All establishments	50	3 353	46 912	187 343
	Establishments with 1 to 4 employees	18	X	X	X
	Establishments with 5 to 9 employees	9	X	X	X
	Establishments with 10 to 19 employees	7	X	X	X
	Establishments with 20 to 49 employees	9	X	X	X
	Establishments with 50 to 99 employees	3	X	X	X
	Establishments with 100 to 249 employees	2	X	X	X
	Establishments with 250 to 499 employees	—	X	X	X
	Establishments with 500 to 999 employees	1	X	X	X
	Establishments with 1,000 employees or more	1	X	X	X
51111	Newspaper publishers				
	All establishments	15	g	D	D
	Establishments with 1 to 4 employees	5	X	X	X
	Establishments with 5 to 9 employees	5	X	X	X
	Establishments with 10 to 19 employees	1	X	X	X
	Establishments with 20 to 49 employees	1	X	X	X
	Establishments with 50 to 99 employees	—	X	X	X
	Establishments with 100 to 249 employees	2	X	X	X
	Establishments with 250 to 499 employees	—	X	X	X
	Establishments with 500 to 999 employees	—	X	X	X
	Establishments with 1,000 employees or more	1	X	X	X
511110	Newspaper publishers				
	All establishments	15	g	D	D
	Establishments with 1 to 4 employees	5	X	X	X
	Establishments with 5 to 9 employees	5	X	X	X
	Establishments with 10 to 19 employees	1	X	X	X
	Establishments with 20 to 49 employees	1	X	X	X
	Establishments with 50 to 99 employees	—	X	X	X
	Establishments with 100 to 249 employees	2	X	X	X
	Establishments with 250 to 499 employees	—	X	X	X
	Establishments with 500 to 999 employees	—	X	X	X
	Establishments with 1,000 employees or more	1	X	X	X
51112	Periodical publishers				
	All establishments	20	332	6 817	32 401
	Establishments with 1 to 4 employees	7	X	X	X
	Establishments with 5 to 9 employees	3	X	X	X
	Establishments with 10 to 19 employees	5	X	X	X
	Establishments with 20 to 49 employees	3	X	X	X
	Establishments with 50 to 99 employees	2	X	X	X
	Establishments with 100 to 249 employees	—	X	X	X
	Establishments with 250 to 499 employees	—	X	X	X
	Establishments with 500 to 999 employees	—	X	X	X
	Establishments with 1,000 employees or more	—	X	X	X

See footnotes at end of table.

Table 5. Establishments, Employees, and Payroll by Industry and Employment Size of Establishments by County: 2004—Con.

[Excludes most government employees, railroad employees, and self-employed persons. Size class 1 to 4 employees includes establishments having payroll, but no employees, during mid-March pay period. For meaning of abbreviations and symbols, see introductory text. For explanation of terms, see Appendix A. For statement on reliability, see the note at the end of the table and Appendix C]

NAICS code	Geography, kind of business, and employment size class	Establishments (number)	Paid employees for pay period including March 12 (number)	First-quarter payroll (\$1,000)	Annual payroll (\$1,000)
51	MIDDLESEX—Con.				
	Information—Con.				
511	Publishing industries (except Internet)—Con.				
5111	Newspaper, periodical, book, and directory publishers—Con.				
51112	Periodical publishers—Con.				
511120	Periodical publishers				
	All establishments	20	332	6 817	32 401
	Establishments with 1 to 4 employees	7	X	X	X
	Establishments with 5 to 9 employees	3	X	X	X
	Establishments with 10 to 19 employees	5	X	X	X
	Establishments with 20 to 49 employees	3	X	X	X
	Establishments with 50 to 99 employees	2	X	X	X
	Establishments with 100 to 249 employees	—	X	X	X
	Establishments with 250 to 499 employees	—	X	X	X
	Establishments with 500 to 999 employees	—	X	X	X
	Establishments with 1,000 employees or more	—	X	X	X
51113	Book publishers				
	All establishments	10	954	1 370	5 792
	Establishments with 1 to 4 employees	3	X	X	X
	Establishments with 5 to 9 employees	1	X	X	X
	Establishments with 10 to 19 employees	1	X	X	X
	Establishments with 20 to 49 employees	4	X	X	X
	Establishments with 50 to 99 employees	—	X	X	X
	Establishments with 100 to 249 employees	—	X	X	X
	Establishments with 250 to 499 employees	—	X	X	X
	Establishments with 500 to 999 employees	1	X	X	X
	Establishments with 1,000 employees or more	—	X	X	X
511130	Book publishers				
	All establishments	10	954	1 370	5 792
	Establishments with 1 to 4 employees	3	X	X	X
	Establishments with 5 to 9 employees	1	X	X	X
	Establishments with 10 to 19 employees	1	X	X	X
	Establishments with 20 to 49 employees	4	X	X	X
	Establishments with 50 to 99 employees	—	X	X	X
	Establishments with 100 to 249 employees	—	X	X	X
	Establishments with 250 to 499 employees	—	X	X	X
	Establishments with 500 to 999 employees	1	X	X	X
	Establishments with 1,000 employees or more	—	X	X	X
5112	Software publishers				
	All establishments	46	930	22 116	86 937
	Establishments with 1 to 4 employees	26	X	X	X
	Establishments with 5 to 9 employees	6	X	X	X
	Establishments with 10 to 19 employees	2	X	X	X
	Establishments with 20 to 49 employees	6	X	X	X
	Establishments with 50 to 99 employees	4	X	X	X
	Establishments with 100 to 249 employees	2	X	X	X
	Establishments with 250 to 499 employees	—	X	X	X
	Establishments with 500 to 999 employees	—	X	X	X
	Establishments with 1,000 employees or more	—	X	X	X
51121	Software publishers				
	All establishments	46	930	22 116	86 937
	Establishments with 1 to 4 employees	26	X	X	X
	Establishments with 5 to 9 employees	6	X	X	X
	Establishments with 10 to 19 employees	2	X	X	X
	Establishments with 20 to 49 employees	6	X	X	X
	Establishments with 50 to 99 employees	4	X	X	X
	Establishments with 100 to 249 employees	2	X	X	X
	Establishments with 250 to 499 employees	—	X	X	X
	Establishments with 500 to 999 employees	—	X	X	X
	Establishments with 1,000 employees or more	—	X	X	X
511210	Software publishers				
	All establishments	46	930	22 116	86 937
	Establishments with 1 to 4 employees	26	X	X	X
	Establishments with 5 to 9 employees	6	X	X	X
	Establishments with 10 to 19 employees	2	X	X	X
	Establishments with 20 to 49 employees	6	X	X	X
	Establishments with 50 to 99 employees	4	X	X	X
	Establishments with 100 to 249 employees	2	X	X	X
	Establishments with 250 to 499 employees	—	X	X	X
	Establishments with 500 to 999 employees	—	X	X	X
	Establishments with 1,000 employees or more	—	X	X	X
512	Motion picture and sound recording industries				
	All establishments	33	520	2 401	10 784
	Establishments with 1 to 4 employees	22	X	X	X
	Establishments with 5 to 9 employees	1	X	X	X
	Establishments with 10 to 19 employees	2	X	X	X
	Establishments with 20 to 49 employees	4	X	X	X
	Establishments with 50 to 99 employees	3	X	X	X
	Establishments with 100 to 249 employees	1	X	X	X
	Establishments with 250 to 499 employees	—	X	X	X
	Establishments with 500 to 999 employees	—	X	X	X
	Establishments with 1,000 employees or more	—	X	X	X

See footnotes at end of table.

Table 5. Establishments, Employees, and Payroll by Industry and Employment Size of Establishments by County: 2004—Con.

[Excludes most government employees, railroad employees, and self-employed persons. Size class 1 to 4 employees includes establishments having payroll, but no employees, during mid-March pay period. For meaning of abbreviations and symbols, see introductory text. For explanation of terms, see Appendix A. For statement on reliability, see the note at the end of the table and Appendix C]

NAICS code	Geography, kind of business, and employment size class	Establishments (number)	Paid employees for pay period including March 12 (number)	First-quarter payroll (\$1,000)	Annual payroll (\$1,000)
51	MIDDLESEX—Con.				
	Information—Con.				
512	Motion picture and sound recording industries—Con.				
5121	Motion picture and video industries				
	All establishments	28	498	2 151	9 720
	Establishments with 1 to 4 employees	18	X	X	X
	Establishments with 5 to 9 employees	1	X	X	X
	Establishments with 10 to 19 employees	1	X	X	X
	Establishments with 20 to 49 employees	4	X	X	X
	Establishments with 50 to 99 employees	3	X	X	X
	Establishments with 100 to 249 employees	1	X	X	X
	Establishments with 250 to 499 employees	—	X	X	X
	Establishments with 500 to 999 employees	—	X	X	X
	Establishments with 1,000 employees or more	—	X	X	X
51213	Motion picture and video exhibition				
	All establishments	8	438	988	4 312
	Establishments with 1 to 4 employees	—	X	X	X
	Establishments with 5 to 9 employees	—	X	X	X
	Establishments with 10 to 19 employees	1	X	X	X
	Establishments with 20 to 49 employees	3	X	X	X
	Establishments with 50 to 99 employees	3	X	X	X
	Establishments with 100 to 249 employees	1	X	X	X
	Establishments with 250 to 499 employees	—	X	X	X
	Establishments with 500 to 999 employees	—	X	X	X
	Establishments with 1,000 employees or more	—	X	X	X
512131	Motion picture theaters (except drive-ins)				
	All establishments	8	438	988	4 312
	Establishments with 1 to 4 employees	—	X	X	X
	Establishments with 5 to 9 employees	—	X	X	X
	Establishments with 10 to 19 employees	1	X	X	X
	Establishments with 20 to 49 employees	3	X	X	X
	Establishments with 50 to 99 employees	3	X	X	X
	Establishments with 100 to 249 employees	1	X	X	X
	Establishments with 250 to 499 employees	—	X	X	X
	Establishments with 500 to 999 employees	—	X	X	X
	Establishments with 1,000 employees or more	—	X	X	X
515	Broadcasting (except Internet)				
	All establishments	7	c	D	D
	Establishments with 1 to 4 employees	3	X	X	X
	Establishments with 5 to 9 employees	1	X	X	X
	Establishments with 10 to 19 employees	1	X	X	X
	Establishments with 20 to 49 employees	1	X	X	X
	Establishments with 50 to 99 employees	—	X	X	X
	Establishments with 100 to 249 employees	1	X	X	X
	Establishments with 250 to 499 employees	—	X	X	X
	Establishments with 500 to 999 employees	—	X	X	X
	Establishments with 1,000 employees or more	—	X	X	X
5152	Cable and other subscription programming				
	All establishments	3	c	D	D
	Establishments with 1 to 4 employees	—	X	X	X
	Establishments with 5 to 9 employees	1	X	X	X
	Establishments with 10 to 19 employees	—	X	X	X
	Establishments with 20 to 49 employees	1	X	X	X
	Establishments with 50 to 99 employees	—	X	X	X
	Establishments with 100 to 249 employees	1	X	X	X
	Establishments with 250 to 499 employees	—	X	X	X
	Establishments with 500 to 999 employees	—	X	X	X
	Establishments with 1,000 employees or more	—	X	X	X
51521	Cable and other subscription programming				
	All establishments	3	c	D	D
	Establishments with 1 to 4 employees	—	X	X	X
	Establishments with 5 to 9 employees	1	X	X	X
	Establishments with 10 to 19 employees	—	X	X	X
	Establishments with 20 to 49 employees	1	X	X	X
	Establishments with 50 to 99 employees	—	X	X	X
	Establishments with 100 to 249 employees	1	X	X	X
	Establishments with 250 to 499 employees	—	X	X	X
	Establishments with 500 to 999 employees	—	X	X	X
	Establishments with 1,000 employees or more	—	X	X	X
515210	Cable and other subscription programming				
	All establishments	3	c	D	D
	Establishments with 1 to 4 employees	—	X	X	X
	Establishments with 5 to 9 employees	1	X	X	X
	Establishments with 10 to 19 employees	—	X	X	X
	Establishments with 20 to 49 employees	1	X	X	X
	Establishments with 50 to 99 employees	—	X	X	X
	Establishments with 100 to 249 employees	1	X	X	X
	Establishments with 250 to 499 employees	—	X	X	X
	Establishments with 500 to 999 employees	—	X	X	X
	Establishments with 1,000 employees or more	—	X	X	X

See footnotes at end of table.

Table 5. Establishments, Employees, and Payroll by Industry and Employment Size of Establishments by County: 2004—Con.

[Excludes most government employees, railroad employees, and self-employed persons. Size class 1 to 4 employees includes establishments having payroll, but no employees, during mid-March pay period. For meaning of abbreviations and symbols, see introductory text. For explanation of terms, see Appendix A. For statement on reliability, see the note at the end of the table and Appendix C]

NAICS code	Geography, kind of business, and employment size class	Establishments (number)	Paid employees for pay period including March 12 (number)	First-quarter payroll (\$1,000)	Annual payroll (\$1,000)
	MIDDLESEX—Con.				
51	Information—Con.				
517	Telecommunications				
	All establishments	191	7 656	157 322	462 760
	Establishments with 1 to 4 employees	86	X	X	X
	Establishments with 5 to 9 employees	37	X	X	X
	Establishments with 10 to 19 employees	20	X	X	X
	Establishments with 20 to 49 employees	19	X	X	X
	Establishments with 50 to 99 employees	14	X	X	X
	Establishments with 100 to 249 employees	11	X	X	X
	Establishments with 250 to 499 employees	2	X	X	X
	Establishments with 500 to 999 employees	1	X	X	X
	Establishments with 1,000 employees or more	1	X	X	X
5171	Wired telecommunications carriers				
	All establishments	121	6 141	127 462	354 742
	Establishments with 1 to 4 employees	56	X	X	X
	Establishments with 5 to 9 employees	21	X	X	X
	Establishments with 10 to 19 employees	7	X	X	X
	Establishments with 20 to 49 employees	16	X	X	X
	Establishments with 50 to 99 employees	11	X	X	X
	Establishments with 100 to 249 employees	6	X	X	X
	Establishments with 250 to 499 employees	2	X	X	X
	Establishments with 500 to 999 employees	1	X	X	X
	Establishments with 1,000 employees or more	1	X	X	X
51711	Wired telecommunications carriers				
	All establishments	121	6 141	127 462	354 742
	Establishments with 1 to 4 employees	56	X	X	X
	Establishments with 5 to 9 employees	21	X	X	X
	Establishments with 10 to 19 employees	7	X	X	X
	Establishments with 20 to 49 employees	16	X	X	X
	Establishments with 50 to 99 employees	11	X	X	X
	Establishments with 100 to 249 employees	6	X	X	X
	Establishments with 250 to 499 employees	2	X	X	X
	Establishments with 500 to 999 employees	1	X	X	X
	Establishments with 1,000 employees or more	1	X	X	X
517110	Wired telecommunications carriers				
	All establishments	121	6 141	127 462	354 742
	Establishments with 1 to 4 employees	56	X	X	X
	Establishments with 5 to 9 employees	21	X	X	X
	Establishments with 10 to 19 employees	7	X	X	X
	Establishments with 20 to 49 employees	16	X	X	X
	Establishments with 50 to 99 employees	11	X	X	X
	Establishments with 100 to 249 employees	6	X	X	X
	Establishments with 250 to 499 employees	2	X	X	X
	Establishments with 500 to 999 employees	1	X	X	X
	Establishments with 1,000 employees or more	1	X	X	X
5172	Wireless telecommunications carriers (except satellite)				
	All establishments	40	724	15 759	49 506
	Establishments with 1 to 4 employees	16	X	X	X
	Establishments with 5 to 9 employees	9	X	X	X
	Establishments with 10 to 19 employees	9	X	X	X
	Establishments with 20 to 49 employees	2	X	X	X
	Establishments with 50 to 99 employees	2	X	X	X
	Establishments with 100 to 249 employees	2	X	X	X
	Establishments with 250 to 499 employees	—	X	X	X
	Establishments with 500 to 999 employees	—	X	X	X
	Establishments with 1,000 employees or more	—	X	X	X
51721	Wireless telecommunications carriers (except satellite)				
	All establishments	40	724	15 759	49 506
	Establishments with 1 to 4 employees	16	X	X	X
	Establishments with 5 to 9 employees	9	X	X	X
	Establishments with 10 to 19 employees	9	X	X	X
	Establishments with 20 to 49 employees	2	X	X	X
	Establishments with 50 to 99 employees	2	X	X	X
	Establishments with 100 to 249 employees	2	X	X	X
	Establishments with 250 to 499 employees	—	X	X	X
	Establishments with 500 to 999 employees	—	X	X	X
	Establishments with 1,000 employees or more	—	X	X	X
517212	Cellular and other wireless telecommunications				
	All establishments	37	f	D	D
	Establishments with 1 to 4 employees	15	X	X	X
	Establishments with 5 to 9 employees	9	X	X	X
	Establishments with 10 to 19 employees	7	X	X	X
	Establishments with 20 to 49 employees	2	X	X	X
	Establishments with 50 to 99 employees	2	X	X	X
	Establishments with 100 to 249 employees	2	X	X	X
	Establishments with 250 to 499 employees	—	X	X	X
	Establishments with 500 to 999 employees	—	X	X	X
	Establishments with 1,000 employees or more	—	X	X	X

See footnotes at end of table.

Table 5. Establishments, Employees, and Payroll by Industry and Employment Size of Establishments by County: 2004—Con.

[Excludes most government employees, railroad employees, and self-employed persons. Size class 1 to 4 employees includes establishments having payroll, but no employees, during mid-March pay period. For meaning of abbreviations and symbols, see introductory text. For explanation of terms, see Appendix A. For statement on reliability, see the note at the end of the table and Appendix C]

NAICS code	Geography, kind of business, and employment size class	Establishments (number)	Paid employees for pay period including March 12 (number)	First-quarter payroll (\$1,000)	Annual payroll (\$1,000)
51	MIDDLESEX—Con.				
	Information—Con.				
517	Telecommunications—Con.				
5174	Satellite telecommunications				
	All establishments	3	c	D	D
	Establishments with 1 to 4 employees	—	X	X	X
	Establishments with 5 to 9 employees	1	X	X	X
	Establishments with 10 to 19 employees	1	X	X	X
	Establishments with 20 to 49 employees	—	X	X	X
	Establishments with 50 to 99 employees	—	X	X	X
	Establishments with 100 to 249 employees	1	X	X	X
	Establishments with 250 to 499 employees	—	X	X	X
	Establishments with 500 to 999 employees	—	X	X	X
	Establishments with 1,000 employees or more	—	X	X	X
51741	Satellite telecommunications				
	All establishments	3	c	D	D
	Establishments with 1 to 4 employees	—	X	X	X
	Establishments with 5 to 9 employees	1	X	X	X
	Establishments with 10 to 19 employees	1	X	X	X
	Establishments with 20 to 49 employees	—	X	X	X
	Establishments with 50 to 99 employees	—	X	X	X
	Establishments with 100 to 249 employees	1	X	X	X
	Establishments with 250 to 499 employees	—	X	X	X
	Establishments with 500 to 999 employees	—	X	X	X
	Establishments with 1,000 employees or more	—	X	X	X
517410	Satellite telecommunications				
	All establishments	3	c	D	D
	Establishments with 1 to 4 employees	—	X	X	X
	Establishments with 5 to 9 employees	1	X	X	X
	Establishments with 10 to 19 employees	1	X	X	X
	Establishments with 20 to 49 employees	—	X	X	X
	Establishments with 50 to 99 employees	—	X	X	X
	Establishments with 100 to 249 employees	1	X	X	X
	Establishments with 250 to 499 employees	—	X	X	X
	Establishments with 500 to 999 employees	—	X	X	X
	Establishments with 1,000 employees or more	—	X	X	X
5175	Cable and other program distribution				
	All establishments	13	531	5 747	27 974
	Establishments with 1 to 4 employees	5	X	X	X
	Establishments with 5 to 9 employees	4	X	X	X
	Establishments with 10 to 19 employees	1	X	X	X
	Establishments with 20 to 49 employees	—	X	X	X
	Establishments with 50 to 99 employees	1	X	X	X
	Establishments with 100 to 249 employees	2	X	X	X
	Establishments with 250 to 499 employees	—	X	X	X
	Establishments with 500 to 999 employees	—	X	X	X
	Establishments with 1,000 employees or more	—	X	X	X
51751	Cable and other program distribution				
	All establishments	13	531	5 747	27 974
	Establishments with 1 to 4 employees	5	X	X	X
	Establishments with 5 to 9 employees	4	X	X	X
	Establishments with 10 to 19 employees	1	X	X	X
	Establishments with 20 to 49 employees	—	X	X	X
	Establishments with 50 to 99 employees	1	X	X	X
	Establishments with 100 to 249 employees	2	X	X	X
	Establishments with 250 to 499 employees	—	X	X	X
	Establishments with 500 to 999 employees	—	X	X	X
	Establishments with 1,000 employees or more	—	X	X	X
517510	Cable and other program distribution				
	All establishments	13	531	5 747	27 974
	Establishments with 1 to 4 employees	5	X	X	X
	Establishments with 5 to 9 employees	4	X	X	X
	Establishments with 10 to 19 employees	1	X	X	X
	Establishments with 20 to 49 employees	—	X	X	X
	Establishments with 50 to 99 employees	1	X	X	X
	Establishments with 100 to 249 employees	2	X	X	X
	Establishments with 250 to 499 employees	—	X	X	X
	Establishments with 500 to 999 employees	—	X	X	X
	Establishments with 1,000 employees or more	—	X	X	X
518	Internet service providers, web search portals, and data processing services				
	All establishments	71	1 653	28 022	113 844
	Establishments with 1 to 4 employees	40	X	X	X
	Establishments with 5 to 9 employees	8	X	X	X
	Establishments with 10 to 19 employees	7	X	X	X
	Establishments with 20 to 49 employees	8	X	X	X
	Establishments with 50 to 99 employees	4	X	X	X
	Establishments with 100 to 249 employees	2	X	X	X
	Establishments with 250 to 499 employees	2	X	X	X
	Establishments with 500 to 999 employees	—	X	X	X
	Establishments with 1,000 employees or more	—	X	X	X

See footnotes at end of table.

Table 5. Establishments, Employees, and Payroll by Industry and Employment Size of Establishments by County: 2004—Con.

[Excludes most government employees, railroad employees, and self-employed persons. Size class 1 to 4 employees includes establishments having payroll, but no employees, during mid-March pay period. For meaning of abbreviations and symbols, see introductory text. For explanation of terms, see Appendix A. For statement on reliability, see the note at the end of the table and Appendix C]

NAICS code	Geography, kind of business, and employment size class	Establishments (number)	Paid employees for pay period including March 12 (number)	First-quarter payroll (\$1,000)	Annual payroll (\$1,000)
51	MIDDLESEX—Con.				
	Information—Con.				
518	Internet service providers, web search portals, and data processing services—Con.				
5182	Data processing, hosting, and related services				
	All establishments	53	1 593	27 625	111 712
	Establishments with 1 to 4 employees	25	X	X	X
	Establishments with 5 to 9 employees	7	X	X	X
	Establishments with 10 to 19 employees	6	X	X	X
	Establishments with 20 to 49 employees	7	X	X	X
	Establishments with 50 to 99 employees	4	X	X	X
	Establishments with 100 to 249 employees	2	X	X	X
	Establishments with 250 to 499 employees	2	X	X	X
	Establishments with 500 to 999 employees	—	X	X	X
	Establishments with 1,000 employees or more	—	X	X	X
51821	Data processing, hosting, and related services				
	All establishments	53	1 593	27 625	111 712
	Establishments with 1 to 4 employees	25	X	X	X
	Establishments with 5 to 9 employees	7	X	X	X
	Establishments with 10 to 19 employees	6	X	X	X
	Establishments with 20 to 49 employees	7	X	X	X
	Establishments with 50 to 99 employees	4	X	X	X
	Establishments with 100 to 249 employees	2	X	X	X
	Establishments with 250 to 499 employees	2	X	X	X
	Establishments with 500 to 999 employees	—	X	X	X
	Establishments with 1,000 employees or more	—	X	X	X
518210	Data processing, hosting, and related services				
	All establishments	53	1 593	27 625	111 712
	Establishments with 1 to 4 employees	25	X	X	X
	Establishments with 5 to 9 employees	7	X	X	X
	Establishments with 10 to 19 employees	6	X	X	X
	Establishments with 20 to 49 employees	7	X	X	X
	Establishments with 50 to 99 employees	4	X	X	X
	Establishments with 100 to 249 employees	2	X	X	X
	Establishments with 250 to 499 employees	2	X	X	X
	Establishments with 500 to 999 employees	—	X	X	X
	Establishments with 1,000 employees or more	—	X	X	X
519	Other information services				
	All establishments	10	356	4 518	22 015
	Establishments with 1 to 4 employees	6	X	X	X
	Establishments with 5 to 9 employees	2	X	X	X
	Establishments with 10 to 19 employees	—	X	X	X
	Establishments with 20 to 49 employees	1	X	X	X
	Establishments with 50 to 99 employees	—	X	X	X
	Establishments with 100 to 249 employees	—	X	X	X
	Establishments with 250 to 499 employees	1	X	X	X
	Establishments with 500 to 999 employees	—	X	X	X
	Establishments with 1,000 employees or more	—	X	X	X
5191	Other information services				
	All establishments	10	356	4 518	22 015
	Establishments with 1 to 4 employees	6	X	X	X
	Establishments with 5 to 9 employees	2	X	X	X
	Establishments with 10 to 19 employees	—	X	X	X
	Establishments with 20 to 49 employees	1	X	X	X
	Establishments with 50 to 99 employees	—	X	X	X
	Establishments with 100 to 249 employees	—	X	X	X
	Establishments with 250 to 499 employees	1	X	X	X
	Establishments with 500 to 999 employees	—	X	X	X
	Establishments with 1,000 employees or more	—	X	X	X
51912	Libraries and archives				
	All establishments	6	e	D	D
	Establishments with 1 to 4 employees	4	X	X	X
	Establishments with 5 to 9 employees	1	X	X	X
	Establishments with 10 to 19 employees	—	X	X	X
	Establishments with 20 to 49 employees	—	X	X	X
	Establishments with 50 to 99 employees	—	X	X	X
	Establishments with 100 to 249 employees	—	X	X	X
	Establishments with 250 to 499 employees	1	X	X	X
	Establishments with 500 to 999 employees	—	X	X	X
	Establishments with 1,000 employees or more	—	X	X	X
519120	Libraries and archives				
	All establishments	6	e	D	D
	Establishments with 1 to 4 employees	4	X	X	X
	Establishments with 5 to 9 employees	1	X	X	X
	Establishments with 10 to 19 employees	—	X	X	X
	Establishments with 20 to 49 employees	—	X	X	X
	Establishments with 50 to 99 employees	—	X	X	X
	Establishments with 100 to 249 employees	—	X	X	X
	Establishments with 250 to 499 employees	1	X	X	X
	Establishments with 500 to 999 employees	—	X	X	X
	Establishments with 1,000 employees or more	—	X	X	X

See footnotes at end of table.

Table 5. Establishments, Employees, and Payroll by Industry and Employment Size of Establishments by County: 2004—Con.

[Excludes most government employees, railroad employees, and self-employed persons. Size class 1 to 4 employees includes establishments having payroll, but no employees, during mid-March pay period. For meaning of abbreviations and symbols, see introductory text. For explanation of terms, see Appendix A. For statement on reliability, see the note at the end of the table and Appendix C]

NAICS code	Geography, kind of business, and employment size class	Establishments (number)	Paid employees for pay period including March 12 (number)	First-quarter payroll (\$1,000)	Annual payroll (\$1,000)
	MIDDLESEX—Con.				
52	Finance and insurance				
	All establishments	947	16 033	314 125	1 078 974
	Establishments with 1 to 4 employees	451	X	X	X
	Establishments with 5 to 9 employees	226	X	X	X
	Establishments with 10 to 19 employees	148	X	X	X
	Establishments with 20 to 49 employees	69	X	X	X
	Establishments with 50 to 99 employees	24	X	X	X
	Establishments with 100 to 249 employees	15	X	X	X
	Establishments with 250 to 499 employees	10	X	X	X
	Establishments with 500 to 999 employees	4	X	X	X
	Establishments with 1,000 employees or more	—	X	X	X
522	Credit intermediation and related activities				
	All establishments	457	6 821	117 709	376 151
	Establishments with 1 to 4 employees	151	X	X	X
	Establishments with 5 to 9 employees	157	X	X	X
	Establishments with 10 to 19 employees	100	X	X	X
	Establishments with 20 to 49 employees	30	X	X	X
	Establishments with 50 to 99 employees	9	X	X	X
	Establishments with 100 to 249 employees	6	X	X	X
	Establishments with 250 to 499 employees	2	X	X	X
	Establishments with 500 to 999 employees	2	X	X	X
	Establishments with 1,000 employees or more	—	X	X	X
5221	Depository credit intermediation				
	All establishments	297	4 483	54 008	178 743
	Establishments with 1 to 4 employees	73	X	X	X
	Establishments with 5 to 9 employees	120	X	X	X
	Establishments with 10 to 19 employees	76	X	X	X
	Establishments with 20 to 49 employees	18	X	X	X
	Establishments with 50 to 99 employees	4	X	X	X
	Establishments with 100 to 249 employees	3	X	X	X
	Establishments with 250 to 499 employees	2	X	X	X
	Establishments with 500 to 999 employees	1	X	X	X
	Establishments with 1,000 employees or more	—	X	X	X
52211	Commercial banking				
	All establishments	167	3 209	42 168	129 860
	Establishments with 1 to 4 employees	39	X	X	X
	Establishments with 5 to 9 employees	65	X	X	X
	Establishments with 10 to 19 employees	44	X	X	X
	Establishments with 20 to 49 employees	11	X	X	X
	Establishments with 50 to 99 employees	3	X	X	X
	Establishments with 100 to 249 employees	2	X	X	X
	Establishments with 250 to 499 employees	2	X	X	X
	Establishments with 500 to 999 employees	1	X	X	X
	Establishments with 1,000 employees or more	—	X	X	X
522110	Commercial banking				
	All establishments	167	3 209	42 168	129 860
	Establishments with 1 to 4 employees	39	X	X	X
	Establishments with 5 to 9 employees	65	X	X	X
	Establishments with 10 to 19 employees	44	X	X	X
	Establishments with 20 to 49 employees	11	X	X	X
	Establishments with 50 to 99 employees	3	X	X	X
	Establishments with 100 to 249 employees	2	X	X	X
	Establishments with 250 to 499 employees	2	X	X	X
	Establishments with 500 to 999 employees	1	X	X	X
	Establishments with 1,000 employees or more	—	X	X	X
52212	Savings institutions				
	All establishments	87	947	9 228	38 128
	Establishments with 1 to 4 employees	9	X	X	X
	Establishments with 5 to 9 employees	45	X	X	X
	Establishments with 10 to 19 employees	29	X	X	X
	Establishments with 20 to 49 employees	3	X	X	X
	Establishments with 50 to 99 employees	—	X	X	X
	Establishments with 100 to 249 employees	1	X	X	X
	Establishments with 250 to 499 employees	—	X	X	X
	Establishments with 500 to 999 employees	—	X	X	X
	Establishments with 1,000 employees or more	—	X	X	X
522120	Savings institutions				
	All establishments	87	947	9 228	38 128
	Establishments with 1 to 4 employees	9	X	X	X
	Establishments with 5 to 9 employees	45	X	X	X
	Establishments with 10 to 19 employees	29	X	X	X
	Establishments with 20 to 49 employees	3	X	X	X
	Establishments with 50 to 99 employees	—	X	X	X
	Establishments with 100 to 249 employees	1	X	X	X
	Establishments with 250 to 499 employees	—	X	X	X
	Establishments with 500 to 999 employees	—	X	X	X
	Establishments with 1,000 employees or more	—	X	X	X

See footnotes at end of table.

Table 5. Establishments, Employees, and Payroll by Industry and Employment Size of Establishments by County: 2004—Con.

[Excludes most government employees, railroad employees, and self-employed persons. Size class 1 to 4 employees includes establishments having payroll, but no employees, during mid-March pay period. For meaning of abbreviations and symbols, see introductory text. For explanation of terms, see Appendix A. For statement on reliability, see the note at the end of the table and Appendix C]

NAICS code	Geography, kind of business, and employment size class	Establishments (number)	Paid employees for pay period including March 12 (number)	First-quarter payroll (\$1,000)	Annual payroll (\$1,000)
52	MIDDLESEX—Con.				
	Finance and insurance—Con.				
522	Credit intermediation and related activities—Con.				
5221	Depository credit intermediation—Con.				
52213	Credit unions				
	All establishments	42	e	D	D
	Establishments with 1 to 4 employees	24	X	X	X
	Establishments with 5 to 9 employees	10	X	X	X
	Establishments with 10 to 19 employees	3	X	X	X
	Establishments with 20 to 49 employees	4	X	X	X
	Establishments with 50 to 99 employees	1	X	X	X
	Establishments with 100 to 249 employees	—	X	X	X
	Establishments with 250 to 499 employees	—	X	X	X
	Establishments with 500 to 999 employees	—	X	X	X
	Establishments with 1,000 employees or more	—	X	X	X
522130	Credit unions				
	All establishments	42	e	D	D
	Establishments with 1 to 4 employees	24	X	X	X
	Establishments with 5 to 9 employees	10	X	X	X
	Establishments with 10 to 19 employees	3	X	X	X
	Establishments with 20 to 49 employees	4	X	X	X
	Establishments with 50 to 99 employees	1	X	X	X
	Establishments with 100 to 249 employees	—	X	X	X
	Establishments with 250 to 499 employees	—	X	X	X
	Establishments with 500 to 999 employees	—	X	X	X
	Establishments with 1,000 employees or more	—	X	X	X
5222	Nondepository credit intermediation				
	All establishments	111	1 767	54 000	156 451
	Establishments with 1 to 4 employees	49	X	X	X
	Establishments with 5 to 9 employees	26	X	X	X
	Establishments with 10 to 19 employees	19	X	X	X
	Establishments with 20 to 49 employees	11	X	X	X
	Establishments with 50 to 99 employees	4	X	X	X
	Establishments with 100 to 249 employees	1	X	X	X
	Establishments with 250 to 499 employees	—	X	X	X
	Establishments with 500 to 999 employees	1	X	X	X
	Establishments with 1,000 employees or more	—	X	X	X
52222	Sales financing				
	All establishments	20	281	4 231	17 384
	Establishments with 1 to 4 employees	6	X	X	X
	Establishments with 5 to 9 employees	7	X	X	X
	Establishments with 10 to 19 employees	2	X	X	X
	Establishments with 20 to 49 employees	4	X	X	X
	Establishments with 50 to 99 employees	1	X	X	X
	Establishments with 100 to 249 employees	—	X	X	X
	Establishments with 250 to 499 employees	—	X	X	X
	Establishments with 500 to 999 employees	—	X	X	X
	Establishments with 1,000 employees or more	—	X	X	X
522220	Sales financing				
	All establishments	20	281	4 231	17 384
	Establishments with 1 to 4 employees	6	X	X	X
	Establishments with 5 to 9 employees	7	X	X	X
	Establishments with 10 to 19 employees	2	X	X	X
	Establishments with 20 to 49 employees	4	X	X	X
	Establishments with 50 to 99 employees	1	X	X	X
	Establishments with 100 to 249 employees	—	X	X	X
	Establishments with 250 to 499 employees	—	X	X	X
	Establishments with 500 to 999 employees	—	X	X	X
	Establishments with 1,000 employees or more	—	X	X	X
52229	Other nondepository credit intermediation				
	All establishments	91	1 486	49 769	139 067
	Establishments with 1 to 4 employees	43	X	X	X
	Establishments with 5 to 9 employees	19	X	X	X
	Establishments with 10 to 19 employees	17	X	X	X
	Establishments with 20 to 49 employees	7	X	X	X
	Establishments with 50 to 99 employees	3	X	X	X
	Establishments with 100 to 249 employees	1	X	X	X
	Establishments with 250 to 499 employees	—	X	X	X
	Establishments with 500 to 999 employees	1	X	X	X
	Establishments with 1,000 employees or more	—	X	X	X
522292	Real estate credit				
	All establishments	76	1 431	49 044	136 325
	Establishments with 1 to 4 employees	34	X	X	X
	Establishments with 5 to 9 employees	14	X	X	X
	Establishments with 10 to 19 employees	16	X	X	X
	Establishments with 20 to 49 employees	7	X	X	X
	Establishments with 50 to 99 employees	3	X	X	X
	Establishments with 100 to 249 employees	1	X	X	X
	Establishments with 250 to 499 employees	—	X	X	X
	Establishments with 500 to 999 employees	1	X	X	X
	Establishments with 1,000 employees or more	—	X	X	X

See footnotes at end of table.

Table 5. Establishments, Employees, and Payroll by Industry and Employment Size of Establishments by County: 2004—Con.

[Excludes most government employees, railroad employees, and self-employed persons. Size class 1 to 4 employees includes establishments having payroll, but no employees, during mid-March pay period. For meaning of abbreviations and symbols, see introductory text. For explanation of terms, see Appendix A. For statement on reliability, see the note at the end of the table and Appendix C]

NAICS code	Geography, kind of business, and employment size class	Establishments (number)	Paid employees for pay period including March 12 (number)	First-quarter payroll (\$1,000)	Annual payroll (\$1,000)
	MIDDLESEX—Con.				
52	Finance and insurance—Con.				
522	Credit intermediation and related activities—Con.				
5223	Activities related to credit intermediation				
	All establishments	49	571	9 701	40 957
	Establishments with 1 to 4 employees	29	X	X	X
	Establishments with 5 to 9 employees	11	X	X	X
	Establishments with 10 to 19 employees	5	X	X	X
	Establishments with 20 to 49 employees	1	X	X	X
	Establishments with 50 to 99 employees	1	X	X	X
	Establishments with 100 to 249 employees	2	X	X	X
	Establishments with 250 to 499 employees	—	X	X	X
	Establishments with 500 to 999 employees	—	X	X	X
	Establishments with 1,000 employees or more	—	X	X	X
52231	Mortgage and nonmortgage loan brokers				
	All establishments	19	196	3 392	15 934
	Establishments with 1 to 4 employees	10	X	X	X
	Establishments with 5 to 9 employees	5	X	X	X
	Establishments with 10 to 19 employees	3	X	X	X
	Establishments with 20 to 49 employees	—	X	X	X
	Establishments with 50 to 99 employees	—	X	X	X
	Establishments with 100 to 249 employees	1	X	X	X
	Establishments with 250 to 499 employees	—	X	X	X
	Establishments with 500 to 999 employees	—	X	X	X
	Establishments with 1,000 employees or more	—	X	X	X
522310	Mortgage and nonmortgage loan brokers				
	All establishments	19	196	3 392	15 934
	Establishments with 1 to 4 employees	10	X	X	X
	Establishments with 5 to 9 employees	5	X	X	X
	Establishments with 10 to 19 employees	3	X	X	X
	Establishments with 20 to 49 employees	—	X	X	X
	Establishments with 50 to 99 employees	—	X	X	X
	Establishments with 100 to 249 employees	1	X	X	X
	Establishments with 250 to 499 employees	—	X	X	X
	Establishments with 500 to 999 employees	—	X	X	X
	Establishments with 1,000 employees or more	—	X	X	X
52232	Financial transactions processing, reserve, and clearinghouse activities				
	All establishments	11	253	4 996	19 162
	Establishments with 1 to 4 employees	7	X	X	X
	Establishments with 5 to 9 employees	1	X	X	X
	Establishments with 10 to 19 employees	1	X	X	X
	Establishments with 20 to 49 employees	—	X	X	X
	Establishments with 50 to 99 employees	1	X	X	X
	Establishments with 100 to 249 employees	1	X	X	X
	Establishments with 250 to 499 employees	—	X	X	X
	Establishments with 500 to 999 employees	—	X	X	X
	Establishments with 1,000 employees or more	—	X	X	X
522320	Financial transactions processing, reserve, and clearinghouse activities				
	All establishments	11	253	4 996	19 162
	Establishments with 1 to 4 employees	7	X	X	X
	Establishments with 5 to 9 employees	1	X	X	X
	Establishments with 10 to 19 employees	1	X	X	X
	Establishments with 20 to 49 employees	—	X	X	X
	Establishments with 50 to 99 employees	1	X	X	X
	Establishments with 100 to 249 employees	1	X	X	X
	Establishments with 250 to 499 employees	—	X	X	X
	Establishments with 500 to 999 employees	—	X	X	X
	Establishments with 1,000 employees or more	—	X	X	X
52239	Other activities related to credit intermediation				
	All establishments	19	122	1 313	5 861
	Establishments with 1 to 4 employees	12	X	X	X
	Establishments with 5 to 9 employees	5	X	X	X
	Establishments with 10 to 19 employees	1	X	X	X
	Establishments with 20 to 49 employees	1	X	X	X
	Establishments with 50 to 99 employees	—	X	X	X
	Establishments with 100 to 249 employees	—	X	X	X
	Establishments with 250 to 499 employees	—	X	X	X
	Establishments with 500 to 999 employees	—	X	X	X
	Establishments with 1,000 employees or more	—	X	X	X
522390	Other activities related to credit intermediation				
	All establishments	19	122	1 313	5 861
	Establishments with 1 to 4 employees	12	X	X	X
	Establishments with 5 to 9 employees	5	X	X	X
	Establishments with 10 to 19 employees	1	X	X	X
	Establishments with 20 to 49 employees	1	X	X	X
	Establishments with 50 to 99 employees	—	X	X	X
	Establishments with 100 to 249 employees	—	X	X	X
	Establishments with 250 to 499 employees	—	X	X	X
	Establishments with 500 to 999 employees	—	X	X	X
	Establishments with 1,000 employees or more	—	X	X	X

See footnotes at end of table.

Table 5. Establishments, Employees, and Payroll by Industry and Employment Size of Establishments by County: 2004—Con.

[Excludes most government employees, railroad employees, and self-employed persons. Size class 1 to 4 employees includes establishments having payroll, but no employees, during mid-March pay period. For meaning of abbreviations and symbols, see introductory text. For explanation of terms, see Appendix A. For statement on reliability, see the note at the end of the table and Appendix C]

NAICS code	Geography, kind of business, and employment size class	Establishments (number)	Paid employees for pay period including March 12 (number)	First-quarter payroll (\$1,000)	Annual payroll (\$1,000)
52	MIDDLESEX—Con.				
	Finance and insurance—Con.				
523	Securities, commodity contracts, other financial investments, and related activities				
	All establishments	192	h	D	D
	Establishments with 1 to 4 employees	140	X	X	X
	Establishments with 5 to 9 employees	17	X	X	X
	Establishments with 10 to 19 employees	10	X	X	X
	Establishments with 20 to 49 employees	11	X	X	X
	Establishments with 50 to 99 employees	5	X	X	X
	Establishments with 100 to 249 employees	5	X	X	X
	Establishments with 250 to 499 employees	4	X	X	X
	Establishments with 500 to 999 employees	—	X	X	X
	Establishments with 1,000 employees or more	—	X	X	X
5231	Securities and commodity contracts intermediation and brokerage				
	All establishments	112	1 639	40 836	155 464
	Establishments with 1 to 4 employees	82	X	X	X
	Establishments with 5 to 9 employees	9	X	X	X
	Establishments with 10 to 19 employees	8	X	X	X
	Establishments with 20 to 49 employees	6	X	X	X
	Establishments with 50 to 99 employees	3	X	X	X
	Establishments with 100 to 249 employees	2	X	X	X
	Establishments with 250 to 499 employees	2	X	X	X
	Establishments with 500 to 999 employees	—	X	X	X
	Establishments with 1,000 employees or more	—	X	X	X
52311	Investment banking and securities dealing				
	All establishments	43	381	10 555	62 859
	Establishments with 1 to 4 employees	40	X	X	X
	Establishments with 5 to 9 employees	—	X	X	X
	Establishments with 10 to 19 employees	1	X	X	X
	Establishments with 20 to 49 employees	—	X	X	X
	Establishments with 50 to 99 employees	—	X	X	X
	Establishments with 100 to 249 employees	2	X	X	X
	Establishments with 250 to 499 employees	—	X	X	X
	Establishments with 500 to 999 employees	—	X	X	X
	Establishments with 1,000 employees or more	—	X	X	X
523110	Investment banking and securities dealing				
	All establishments	43	381	10 555	62 859
	Establishments with 1 to 4 employees	40	X	X	X
	Establishments with 5 to 9 employees	—	X	X	X
	Establishments with 10 to 19 employees	1	X	X	X
	Establishments with 20 to 49 employees	—	X	X	X
	Establishments with 50 to 99 employees	—	X	X	X
	Establishments with 100 to 249 employees	2	X	X	X
	Establishments with 250 to 499 employees	—	X	X	X
	Establishments with 500 to 999 employees	—	X	X	X
	Establishments with 1,000 employees or more	—	X	X	X
52312	Securities brokerage				
	All establishments	65	1 255	30 160	92 083
	Establishments with 1 to 4 employees	38	X	X	X
	Establishments with 5 to 9 employees	9	X	X	X
	Establishments with 10 to 19 employees	7	X	X	X
	Establishments with 20 to 49 employees	6	X	X	X
	Establishments with 50 to 99 employees	3	X	X	X
	Establishments with 100 to 249 employees	—	X	X	X
	Establishments with 250 to 499 employees	2	X	X	X
	Establishments with 500 to 999 employees	—	X	X	X
	Establishments with 1,000 employees or more	—	X	X	X
523120	Securities brokerage				
	All establishments	65	1 255	30 160	92 083
	Establishments with 1 to 4 employees	38	X	X	X
	Establishments with 5 to 9 employees	9	X	X	X
	Establishments with 10 to 19 employees	7	X	X	X
	Establishments with 20 to 49 employees	6	X	X	X
	Establishments with 50 to 99 employees	3	X	X	X
	Establishments with 100 to 249 employees	—	X	X	X
	Establishments with 250 to 499 employees	2	X	X	X
	Establishments with 500 to 999 employees	—	X	X	X
	Establishments with 1,000 employees or more	—	X	X	X
5239	Other financial investment activities				
	All establishments	80	g	D	D
	Establishments with 1 to 4 employees	58	X	X	X
	Establishments with 5 to 9 employees	8	X	X	X
	Establishments with 10 to 19 employees	2	X	X	X
	Establishments with 20 to 49 employees	5	X	X	X
	Establishments with 50 to 99 employees	2	X	X	X
	Establishments with 100 to 249 employees	3	X	X	X
	Establishments with 250 to 499 employees	2	X	X	X
	Establishments with 500 to 999 employees	—	X	X	X
	Establishments with 1,000 employees or more	—	X	X	X

See footnotes at end of table.

Table 5. Establishments, Employees, and Payroll by Industry and Employment Size of Establishments by County: 2004—Con.

[Excludes most government employees, railroad employees, and self-employed persons. Size class 1 to 4 employees includes establishments having payroll, but no employees, during mid-March pay period. For meaning of abbreviations and symbols, see introductory text. For explanation of terms, see Appendix A. For statement on reliability, see the note at the end of the table and Appendix C]

NAICS code	Geography, kind of business, and employment size class	Establishments (number)	Paid employees for pay period including March 12 (number)	First-quarter payroll (\$1,000)	Annual payroll (\$1,000)
	MIDDLESEX—Con.				
52	Finance and insurance—Con.				
523	Securities, commodity contracts, other financial investments, and related activities—Con.				
5239	Other financial investment activities—Con.				
52392	Portfolio management				
	All establishments	29	178	2 366	24 601
	Establishments with 1 to 4 employees	26	X	X	X
	Establishments with 5 to 9 employees	1	X	X	X
	Establishments with 10 to 19 employees	—	X	X	X
	Establishments with 20 to 49 employees	1	X	X	X
	Establishments with 50 to 99 employees	—	X	X	X
	Establishments with 100 to 249 employees	1	X	X	X
	Establishments with 250 to 499 employees	—	X	X	X
	Establishments with 500 to 999 employees	—	X	X	X
	Establishments with 1,000 employees or more	—	X	X	X
523920	Portfolio management				
	All establishments	29	178	2 366	24 601
	Establishments with 1 to 4 employees	26	X	X	X
	Establishments with 5 to 9 employees	1	X	X	X
	Establishments with 10 to 19 employees	—	X	X	X
	Establishments with 20 to 49 employees	1	X	X	X
	Establishments with 50 to 99 employees	—	X	X	X
	Establishments with 100 to 249 employees	1	X	X	X
	Establishments with 250 to 499 employees	—	X	X	X
	Establishments with 500 to 999 employees	—	X	X	X
	Establishments with 1,000 employees or more	—	X	X	X
52393	Investment advice				
	All establishments	35	e	D	D
	Establishments with 1 to 4 employees	26	X	X	X
	Establishments with 5 to 9 employees	3	X	X	X
	Establishments with 10 to 19 employees	2	X	X	X
	Establishments with 20 to 49 employees	3	X	X	X
	Establishments with 50 to 99 employees	—	X	X	X
	Establishments with 100 to 249 employees	1	X	X	X
	Establishments with 250 to 499 employees	—	X	X	X
	Establishments with 500 to 999 employees	—	X	X	X
	Establishments with 1,000 employees or more	—	X	X	X
523930	Investment advice				
	All establishments	35	e	D	D
	Establishments with 1 to 4 employees	26	X	X	X
	Establishments with 5 to 9 employees	3	X	X	X
	Establishments with 10 to 19 employees	2	X	X	X
	Establishments with 20 to 49 employees	3	X	X	X
	Establishments with 50 to 99 employees	—	X	X	X
	Establishments with 100 to 249 employees	1	X	X	X
	Establishments with 250 to 499 employees	—	X	X	X
	Establishments with 500 to 999 employees	—	X	X	X
	Establishments with 1,000 employees or more	—	X	X	X
52399	All other financial investment activities				
	All establishments	10	947	11 887	43 939
	Establishments with 1 to 4 employees	4	X	X	X
	Establishments with 5 to 9 employees	1	X	X	X
	Establishments with 10 to 19 employees	—	X	X	X
	Establishments with 20 to 49 employees	—	X	X	X
	Establishments with 50 to 99 employees	2	X	X	X
	Establishments with 100 to 249 employees	1	X	X	X
	Establishments with 250 to 499 employees	2	X	X	X
	Establishments with 500 to 999 employees	—	X	X	X
	Establishments with 1,000 employees or more	—	X	X	X
523991	Trust, fiduciary, and custody activities				
	All establishments	7	f	D	D
	Establishments with 1 to 4 employees	2	X	X	X
	Establishments with 5 to 9 employees	1	X	X	X
	Establishments with 10 to 19 employees	—	X	X	X
	Establishments with 20 to 49 employees	—	X	X	X
	Establishments with 50 to 99 employees	1	X	X	X
	Establishments with 100 to 249 employees	1	X	X	X
	Establishments with 250 to 499 employees	2	X	X	X
	Establishments with 500 to 999 employees	—	X	X	X
	Establishments with 1,000 employees or more	—	X	X	X
524	Insurance carriers and related activities				
	All establishments	293	6 051	136 363	447 549
	Establishments with 1 to 4 employees	157	X	X	X
	Establishments with 5 to 9 employees	52	X	X	X
	Establishments with 10 to 19 employees	37	X	X	X
	Establishments with 20 to 49 employees	27	X	X	X
	Establishments with 50 to 99 employees	10	X	X	X
	Establishments with 100 to 249 employees	4	X	X	X
	Establishments with 250 to 499 employees	4	X	X	X
	Establishments with 500 to 999 employees	2	X	X	X
	Establishments with 1,000 employees or more	—	X	X	X

See footnotes at end of table.

Table 5. Establishments, Employees, and Payroll by Industry and Employment Size of Establishments by County: 2004—Con.

[Excludes most government employees, railroad employees, and self-employed persons. Size class 1 to 4 employees includes establishments having payroll, but no employees, during mid-March pay period. For meaning of abbreviations and symbols, see introductory text. For explanation of terms, see Appendix A. For statement on reliability, see the note at the end of the table and Appendix C]

NAICS code	Geography, kind of business, and employment size class	Establishments (number)	Paid employees for pay period including March 12 (number)	First-quarter payroll (\$1,000)	Annual payroll (\$1,000)
	MIDDLESEX—Con.				
52	Finance and insurance—Con.				
524	Insurance carriers and related activities—Con.				
5241	Insurance carriers				
	All establishments	91	4 219	105 621	331 112
	Establishments with 1 to 4 employees	34	X	X	X
	Establishments with 5 to 9 employees	13	X	X	X
	Establishments with 10 to 19 employees	14	X	X	X
	Establishments with 20 to 49 employees	13	X	X	X
	Establishments with 50 to 99 employees	9	X	X	X
	Establishments with 100 to 249 employees	4	X	X	X
	Establishments with 250 to 499 employees	2	X	X	X
	Establishments with 500 to 999 employees	2	X	X	X
	Establishments with 1,000 employees or more	—	X	X	X
52411	Direct life, health, and medical insurance carriers				
	All establishments	55	3 274	76 069	236 504
	Establishments with 1 to 4 employees	16	X	X	X
	Establishments with 5 to 9 employees	8	X	X	X
	Establishments with 10 to 19 employees	9	X	X	X
	Establishments with 20 to 49 employees	10	X	X	X
	Establishments with 50 to 99 employees	7	X	X	X
	Establishments with 100 to 249 employees	2	X	X	X
	Establishments with 250 to 499 employees	1	X	X	X
	Establishments with 500 to 999 employees	2	X	X	X
	Establishments with 1,000 employees or more	—	X	X	X
524113	Direct life insurance carriers				
	All establishments	43	2 189	61 493	181 229
	Establishments with 1 to 4 employees	14	X	X	X
	Establishments with 5 to 9 employees	5	X	X	X
	Establishments with 10 to 19 employees	6	X	X	X
	Establishments with 20 to 49 employees	9	X	X	X
	Establishments with 50 to 99 employees	5	X	X	X
	Establishments with 100 to 249 employees	2	X	X	X
	Establishments with 250 to 499 employees	1	X	X	X
	Establishments with 500 to 999 employees	1	X	X	X
	Establishments with 1,000 employees or more	—	X	X	X
524114	Direct health and medical insurance carriers				
	All establishments	12	1 085	14 576	55 275
	Establishments with 1 to 4 employees	2	X	X	X
	Establishments with 5 to 9 employees	3	X	X	X
	Establishments with 10 to 19 employees	3	X	X	X
	Establishments with 20 to 49 employees	1	X	X	X
	Establishments with 50 to 99 employees	2	X	X	X
	Establishments with 100 to 249 employees	—	X	X	X
	Establishments with 250 to 499 employees	—	X	X	X
	Establishments with 500 to 999 employees	1	X	X	X
	Establishments with 1,000 employees or more	—	X	X	X
52412	Direct insurance (except life, health, and medical) carriers				
	All establishments	32	776	19 436	63 054
	Establishments with 1 to 4 employees	17	X	X	X
	Establishments with 5 to 9 employees	5	X	X	X
	Establishments with 10 to 19 employees	5	X	X	X
	Establishments with 20 to 49 employees	1	X	X	X
	Establishments with 50 to 99 employees	1	X	X	X
	Establishments with 100 to 249 employees	2	X	X	X
	Establishments with 250 to 499 employees	1	X	X	X
	Establishments with 500 to 999 employees	—	X	X	X
	Establishments with 1,000 employees or more	—	X	X	X
524126	Direct property and casualty insurance carriers				
	All establishments	23	738	18 764	59 907
	Establishments with 1 to 4 employees	11	X	X	X
	Establishments with 5 to 9 employees	4	X	X	X
	Establishments with 10 to 19 employees	3	X	X	X
	Establishments with 20 to 49 employees	1	X	X	X
	Establishments with 50 to 99 employees	1	X	X	X
	Establishments with 100 to 249 employees	2	X	X	X
	Establishments with 250 to 499 employees	1	X	X	X
	Establishments with 500 to 999 employees	—	X	X	X
	Establishments with 1,000 employees or more	—	X	X	X
52413	Reinsurance carriers				
	All establishments	4	169	10 116	31 554
	Establishments with 1 to 4 employees	1	X	X	X
	Establishments with 5 to 9 employees	—	X	X	X
	Establishments with 10 to 19 employees	—	X	X	X
	Establishments with 20 to 49 employees	2	X	X	X
	Establishments with 50 to 99 employees	1	X	X	X
	Establishments with 100 to 249 employees	—	X	X	X
	Establishments with 250 to 499 employees	—	X	X	X
	Establishments with 500 to 999 employees	—	X	X	X
	Establishments with 1,000 employees or more	—	X	X	X

See footnotes at end of table.

Table 5. Establishments, Employees, and Payroll by Industry and Employment Size of Establishments by County: 2004—Con.

[Excludes most government employees, railroad employees, and self-employed persons. Size class 1 to 4 employees includes establishments having payroll, but no employees, during mid-March pay period. For meaning of abbreviations and symbols, see introductory text. For explanation of terms, see Appendix A. For statement on reliability, see the note at the end of the table and Appendix C]

NAICS code	Geography, kind of business, and employment size class	Establishments (number)	Paid employees for pay period including March 12 (number)	First-quarter payroll (\$1,000)	Annual payroll (\$1,000)
52	MIDDLESEX—Con.				
	Finance and insurance—Con.				
524	Insurance carriers and related activities—Con.				
5241	Insurance carriers—Con.				
52413	Reinsurance carriers—Con.				
524130	Reinsurance carriers				
	All establishments	4	169	10 116	31 554
	Establishments with 1 to 4 employees	1	X	X	X
	Establishments with 5 to 9 employees	—	X	X	X
	Establishments with 10 to 19 employees	—	X	X	X
	Establishments with 20 to 49 employees	2	X	X	X
	Establishments with 50 to 99 employees	1	X	X	X
	Establishments with 100 to 249 employees	—	X	X	X
	Establishments with 250 to 499 employees	—	X	X	X
	Establishments with 500 to 999 employees	—	X	X	X
	Establishments with 1,000 employees or more	—	X	X	X
5242	Agencies, brokerages, and other insurance related activities				
	All establishments	202	1 832	30 742	116 437
	Establishments with 1 to 4 employees	123	X	X	X
	Establishments with 5 to 9 employees	39	X	X	X
	Establishments with 10 to 19 employees	23	X	X	X
	Establishments with 20 to 49 employees	14	X	X	X
	Establishments with 50 to 99 employees	1	X	X	X
	Establishments with 100 to 249 employees	—	X	X	X
	Establishments with 250 to 499 employees	2	X	X	X
	Establishments with 500 to 999 employees	—	X	X	X
	Establishments with 1,000 employees or more	—	X	X	X
52421	Insurance agencies and brokerages				
	All establishments	170	1 055	16 289	70 199
	Establishments with 1 to 4 employees	105	X	X	X
	Establishments with 5 to 9 employees	35	X	X	X
	Establishments with 10 to 19 employees	17	X	X	X
	Establishments with 20 to 49 employees	12	X	X	X
	Establishments with 50 to 99 employees	1	X	X	X
	Establishments with 100 to 249 employees	—	X	X	X
	Establishments with 250 to 499 employees	—	X	X	X
	Establishments with 500 to 999 employees	—	X	X	X
	Establishments with 1,000 employees or more	—	X	X	X
524210	Insurance agencies and brokerages				
	All establishments	170	1 055	16 289	70 199
	Establishments with 1 to 4 employees	105	X	X	X
	Establishments with 5 to 9 employees	35	X	X	X
	Establishments with 10 to 19 employees	17	X	X	X
	Establishments with 20 to 49 employees	12	X	X	X
	Establishments with 50 to 99 employees	1	X	X	X
	Establishments with 100 to 249 employees	—	X	X	X
	Establishments with 250 to 499 employees	—	X	X	X
	Establishments with 500 to 999 employees	—	X	X	X
	Establishments with 1,000 employees or more	—	X	X	X
52429	Other insurance related activities				
	All establishments	32	777	14 453	46 238
	Establishments with 1 to 4 employees	18	X	X	X
	Establishments with 5 to 9 employees	4	X	X	X
	Establishments with 10 to 19 employees	6	X	X	X
	Establishments with 20 to 49 employees	2	X	X	X
	Establishments with 50 to 99 employees	—	X	X	X
	Establishments with 100 to 249 employees	—	X	X	X
	Establishments with 250 to 499 employees	2	X	X	X
	Establishments with 500 to 999 employees	—	X	X	X
	Establishments with 1,000 employees or more	—	X	X	X
524292	Third party administration of insurance and pension funds/plans				
	All establishments	16	700	13 214	40 842
	Establishments with 1 to 4 employees	6	X	X	X
	Establishments with 5 to 9 employees	3	X	X	X
	Establishments with 10 to 19 employees	3	X	X	X
	Establishments with 20 to 49 employees	2	X	X	X
	Establishments with 50 to 99 employees	—	X	X	X
	Establishments with 100 to 249 employees	—	X	X	X
	Establishments with 250 to 499 employees	2	X	X	X
	Establishments with 500 to 999 employees	—	X	X	X
	Establishments with 1,000 employees or more	—	X	X	X
53	Real estate and rental and leasing				
	All establishments	684	5 178	56 433	237 868
	Establishments with 1 to 4 employees	390	X	X	X
	Establishments with 5 to 9 employees	140	X	X	X
	Establishments with 10 to 19 employees	98	X	X	X
	Establishments with 20 to 49 employees	44	X	X	X
	Establishments with 50 to 99 employees	10	X	X	X
	Establishments with 100 to 249 employees	2	X	X	X
	Establishments with 250 to 499 employees	—	X	X	X
	Establishments with 500 to 999 employees	—	X	X	X
	Establishments with 1,000 employees or more	—	X	X	X

See footnotes at end of table.

Table 5. Establishments, Employees, and Payroll by Industry and Employment Size of Establishments by County: 2004—Con.

[Excludes most government employees, railroad employees, and self-employed persons. Size class 1 to 4 employees includes establishments having payroll, but no employees, during mid-March pay period. For meaning of abbreviations and symbols, see introductory text. For explanation of terms, see Appendix A. For statement on reliability, see the note at the end of the table and Appendix C]

NAICS code	Geography, kind of business, and employment size class	Establishments (number)	Paid employees for pay period including March 12 (number)	First-quarter payroll (\$1,000)	Annual payroll (\$1,000)
	MIDDLESEX—Con.				
53	Real estate and rental and leasing—Con.				
531	Real estate				
	All establishments	541	3 697	41 931	172 406
	Establishments with 1 to 4 employees	330	X	X	X
	Establishments with 5 to 9 employees	103	X	X	X
	Establishments with 10 to 19 employees	66	X	X	X
	Establishments with 20 to 49 employees	36	X	X	X
	Establishments with 50 to 99 employees	5	X	X	X
	Establishments with 100 to 249 employees	1	X	X	X
	Establishments with 250 to 499 employees	—	X	X	X
	Establishments with 500 to 999 employees	—	X	X	X
	Establishments with 1,000 employees or more	—	X	X	X
5311	Lessors of real estate				
	All establishments	282	1 949	14 382	62 812
	Establishments with 1 to 4 employees	169	X	X	X
	Establishments with 5 to 9 employees	54	X	X	X
	Establishments with 10 to 19 employees	39	X	X	X
	Establishments with 20 to 49 employees	17	X	X	X
	Establishments with 50 to 99 employees	2	X	X	X
	Establishments with 100 to 249 employees	1	X	X	X
	Establishments with 250 to 499 employees	—	X	X	X
	Establishments with 500 to 999 employees	—	X	X	X
	Establishments with 1,000 employees or more	—	X	X	X
53111	Lessors of residential buildings and dwellings				
	All establishments	168	1 412	9 274	40 148
	Establishments with 1 to 4 employees	85	X	X	X
	Establishments with 5 to 9 employees	35	X	X	X
	Establishments with 10 to 19 employees	32	X	X	X
	Establishments with 20 to 49 employees	14	X	X	X
	Establishments with 50 to 99 employees	1	X	X	X
	Establishments with 100 to 249 employees	1	X	X	X
	Establishments with 250 to 499 employees	—	X	X	X
	Establishments with 500 to 999 employees	—	X	X	X
	Establishments with 1,000 employees or more	—	X	X	X
531110	Lessors of residential buildings and dwellings				
	All establishments	168	1 412	9 274	40 148
	Establishments with 1 to 4 employees	85	X	X	X
	Establishments with 5 to 9 employees	35	X	X	X
	Establishments with 10 to 19 employees	32	X	X	X
	Establishments with 20 to 49 employees	14	X	X	X
	Establishments with 50 to 99 employees	1	X	X	X
	Establishments with 100 to 249 employees	1	X	X	X
	Establishments with 250 to 499 employees	—	X	X	X
	Establishments with 500 to 999 employees	—	X	X	X
	Establishments with 1,000 employees or more	—	X	X	X
53112	Lessors of nonresidential buildings (except miniwarehouses)				
	All establishments	78	390	4 055	17 767
	Establishments with 1 to 4 employees	59	X	X	X
	Establishments with 5 to 9 employees	12	X	X	X
	Establishments with 10 to 19 employees	4	X	X	X
	Establishments with 20 to 49 employees	2	X	X	X
	Establishments with 50 to 99 employees	1	X	X	X
	Establishments with 100 to 249 employees	—	X	X	X
	Establishments with 250 to 499 employees	—	X	X	X
	Establishments with 500 to 999 employees	—	X	X	X
	Establishments with 1,000 employees or more	—	X	X	X
531120	Lessors of nonresidential buildings (except miniwarehouses)				
	All establishments	78	390	4 055	17 767
	Establishments with 1 to 4 employees	59	X	X	X
	Establishments with 5 to 9 employees	12	X	X	X
	Establishments with 10 to 19 employees	4	X	X	X
	Establishments with 20 to 49 employees	2	X	X	X
	Establishments with 50 to 99 employees	1	X	X	X
	Establishments with 100 to 249 employees	—	X	X	X
	Establishments with 250 to 499 employees	—	X	X	X
	Establishments with 500 to 999 employees	—	X	X	X
	Establishments with 1,000 employees or more	—	X	X	X
53113	Lessors of miniwarehouses and self-storage units				
	All establishments	24	106	665	2 925
	Establishments with 1 to 4 employees	17	X	X	X
	Establishments with 5 to 9 employees	4	X	X	X
	Establishments with 10 to 19 employees	2	X	X	X
	Establishments with 20 to 49 employees	1	X	X	X
	Establishments with 50 to 99 employees	—	X	X	X
	Establishments with 100 to 249 employees	—	X	X	X
	Establishments with 250 to 499 employees	—	X	X	X
	Establishments with 500 to 999 employees	—	X	X	X
	Establishments with 1,000 employees or more	—	X	X	X

See footnotes at end of table.

Table 5. Establishments, Employees, and Payroll by Industry and Employment Size of Establishments by County: 2004—Con.

[Excludes most government employees, railroad employees, and self-employed persons. Size class 1 to 4 employees includes establishments having payroll, but no employees, during mid-March pay period. For meaning of abbreviations and symbols, see introductory text. For explanation of terms, see Appendix A. For statement on reliability, see the note at the end of the table and Appendix C]

NAICS code	Geography, kind of business, and employment size class	Establishments (number)	Paid employees for pay period including March 12 (number)	First-quarter payroll (\$1,000)	Annual payroll (\$1,000)
53	MIDDLESEX—Con.				
	Real estate and rental and leasing—Con.				
531	Real estate—Con.				
5311	Lessors of real estate—Con.				
53113	Lessors of miniwarehouses and self-storage units—Con.				
531130	Lessors of miniwarehouses and self-storage units				
	All establishments	24	106	665	2 925
	Establishments with 1 to 4 employees	17	X	X	X
	Establishments with 5 to 9 employees	4	X	X	X
	Establishments with 10 to 19 employees	2	X	X	X
	Establishments with 20 to 49 employees	1	X	X	X
	Establishments with 50 to 99 employees	—	X	X	X
	Establishments with 100 to 249 employees	—	X	X	X
	Establishments with 250 to 499 employees	—	X	X	X
	Establishments with 500 to 999 employees	—	X	X	X
	Establishments with 1,000 employees or more	—	X	X	X
5312	Offices of real estate agents and brokers				
	All establishments	144	733	9 586	46 923
	Establishments with 1 to 4 employees	97	X	X	X
	Establishments with 5 to 9 employees	24	X	X	X
	Establishments with 10 to 19 employees	19	X	X	X
	Establishments with 20 to 49 employees	4	X	X	X
	Establishments with 50 to 99 employees	—	X	X	X
	Establishments with 100 to 249 employees	—	X	X	X
	Establishments with 250 to 499 employees	—	X	X	X
	Establishments with 500 to 999 employees	—	X	X	X
	Establishments with 1,000 employees or more	—	X	X	X
53121	Offices of real estate agents and brokers				
	All establishments	144	733	9 586	46 923
	Establishments with 1 to 4 employees	97	X	X	X
	Establishments with 5 to 9 employees	24	X	X	X
	Establishments with 10 to 19 employees	19	X	X	X
	Establishments with 20 to 49 employees	4	X	X	X
	Establishments with 50 to 99 employees	—	X	X	X
	Establishments with 100 to 249 employees	—	X	X	X
	Establishments with 250 to 499 employees	—	X	X	X
	Establishments with 500 to 999 employees	—	X	X	X
	Establishments with 1,000 employees or more	—	X	X	X
531210	Offices of real estate agents and brokers				
	All establishments	144	733	9 586	46 923
	Establishments with 1 to 4 employees	97	X	X	X
	Establishments with 5 to 9 employees	24	X	X	X
	Establishments with 10 to 19 employees	19	X	X	X
	Establishments with 20 to 49 employees	4	X	X	X
	Establishments with 50 to 99 employees	—	X	X	X
	Establishments with 100 to 249 employees	—	X	X	X
	Establishments with 250 to 499 employees	—	X	X	X
	Establishments with 500 to 999 employees	—	X	X	X
	Establishments with 1,000 employees or more	—	X	X	X
5313	Activities related to real estate				
	All establishments	115	1 015	17 963	62 671
	Establishments with 1 to 4 employees	64	X	X	X
	Establishments with 5 to 9 employees	25	X	X	X
	Establishments with 10 to 19 employees	8	X	X	X
	Establishments with 20 to 49 employees	15	X	X	X
	Establishments with 50 to 99 employees	3	X	X	X
	Establishments with 100 to 249 employees	—	X	X	X
	Establishments with 250 to 499 employees	—	X	X	X
	Establishments with 500 to 999 employees	—	X	X	X
	Establishments with 1,000 employees or more	—	X	X	X
53131	Real estate property managers				
	All establishments	65	799	15 801	52 242
	Establishments with 1 to 4 employees	30	X	X	X
	Establishments with 5 to 9 employees	14	X	X	X
	Establishments with 10 to 19 employees	6	X	X	X
	Establishments with 20 to 49 employees	12	X	X	X
	Establishments with 50 to 99 employees	3	X	X	X
	Establishments with 100 to 249 employees	—	X	X	X
	Establishments with 250 to 499 employees	—	X	X	X
	Establishments with 500 to 999 employees	—	X	X	X
	Establishments with 1,000 employees or more	—	X	X	X
531311	Residential property managers				
	All establishments	36	450	6 243	24 112
	Establishments with 1 to 4 employees	17	X	X	X
	Establishments with 5 to 9 employees	7	X	X	X
	Establishments with 10 to 19 employees	4	X	X	X
	Establishments with 20 to 49 employees	6	X	X	X
	Establishments with 50 to 99 employees	2	X	X	X
	Establishments with 100 to 249 employees	—	X	X	X
	Establishments with 250 to 499 employees	—	X	X	X
	Establishments with 500 to 999 employees	—	X	X	X
	Establishments with 1,000 employees or more	—	X	X	X

See footnotes at end of table.

Table 5. Establishments, Employees, and Payroll by Industry and Employment Size of Establishments by County: 2004—Con.

[Excludes most government employees, railroad employees, and self-employed persons. Size class 1 to 4 employees includes establishments having payroll, but no employees, during mid-March pay period. For meaning of abbreviations and symbols, see introductory text. For explanation of terms, see Appendix A. For statement on reliability, see the note at the end of the table and Appendix C]

NAICS code	Geography, kind of business, and employment size class	Establishments (number)	Paid employees for pay period including March 12 (number)	First-quarter payroll (\$1,000)	Annual payroll (\$1,000)
	MIDDLESEX—Con.				
53	Real estate and rental and leasing—Con.				
531	Real estate—Con.				
5313	Activities related to real estate—Con.				
53131	Real estate property managers—Con.				
531312	Nonresidential property managers				
	All establishments	29	349	9 558	28 130
	Establishments with 1 to 4 employees	13	X	X	X
	Establishments with 5 to 9 employees	7	X	X	X
	Establishments with 10 to 19 employees	2	X	X	X
	Establishments with 20 to 49 employees	6	X	X	X
	Establishments with 50 to 99 employees	1	X	X	X
	Establishments with 100 to 249 employees	—	X	X	X
	Establishments with 250 to 499 employees	—	X	X	X
	Establishments with 500 to 999 employees	—	X	X	X
	Establishments with 1,000 employees or more	—	X	X	X
53139	Other activities related to real estate				
	All establishments	30	146	1 520	7 655
	Establishments with 1 to 4 employees	19	X	X	X
	Establishments with 5 to 9 employees	7	X	X	X
	Establishments with 10 to 19 employees	2	X	X	X
	Establishments with 20 to 49 employees	2	X	X	X
	Establishments with 50 to 99 employees	—	X	X	X
	Establishments with 100 to 249 employees	—	X	X	X
	Establishments with 250 to 499 employees	—	X	X	X
	Establishments with 500 to 999 employees	—	X	X	X
	Establishments with 1,000 employees or more	—	X	X	X
531390	Other activities related to real estate				
	All establishments	30	146	1 520	7 655
	Establishments with 1 to 4 employees	19	X	X	X
	Establishments with 5 to 9 employees	7	X	X	X
	Establishments with 10 to 19 employees	2	X	X	X
	Establishments with 20 to 49 employees	2	X	X	X
	Establishments with 50 to 99 employees	—	X	X	X
	Establishments with 100 to 249 employees	—	X	X	X
	Establishments with 250 to 499 employees	—	X	X	X
	Establishments with 500 to 999 employees	—	X	X	X
	Establishments with 1,000 employees or more	—	X	X	X
532	Rental and leasing services				
	All establishments	141	g	D	D
	Establishments with 1 to 4 employees	59	X	X	X
	Establishments with 5 to 9 employees	36	X	X	X
	Establishments with 10 to 19 employees	32	X	X	X
	Establishments with 20 to 49 employees	8	X	X	X
	Establishments with 50 to 99 employees	5	X	X	X
	Establishments with 100 to 249 employees	1	X	X	X
	Establishments with 250 to 499 employees	—	X	X	X
	Establishments with 500 to 999 employees	—	X	X	X
	Establishments with 1,000 employees or more	—	X	X	X
5321	Automotive equipment rental and leasing				
	All establishments	43	489	5 169	23 026
	Establishments with 1 to 4 employees	20	X	X	X
	Establishments with 5 to 9 employees	11	X	X	X
	Establishments with 10 to 19 employees	7	X	X	X
	Establishments with 20 to 49 employees	2	X	X	X
	Establishments with 50 to 99 employees	3	X	X	X
	Establishments with 100 to 249 employees	—	X	X	X
	Establishments with 250 to 499 employees	—	X	X	X
	Establishments with 500 to 999 employees	—	X	X	X
	Establishments with 1,000 employees or more	—	X	X	X
53211	Passenger car rental and leasing				
	All establishments	17	116	1 093	5 102
	Establishments with 1 to 4 employees	12	X	X	X
	Establishments with 5 to 9 employees	2	X	X	X
	Establishments with 10 to 19 employees	2	X	X	X
	Establishments with 20 to 49 employees	—	X	X	X
	Establishments with 50 to 99 employees	1	X	X	X
	Establishments with 100 to 249 employees	—	X	X	X
	Establishments with 250 to 499 employees	—	X	X	X
	Establishments with 500 to 999 employees	—	X	X	X
	Establishments with 1,000 employees or more	—	X	X	X
532111	Passenger car rental				
	All establishments	15	c	D	D
	Establishments with 1 to 4 employees	11	X	X	X
	Establishments with 5 to 9 employees	1	X	X	X
	Establishments with 10 to 19 employees	2	X	X	X
	Establishments with 20 to 49 employees	—	X	X	X
	Establishments with 50 to 99 employees	1	X	X	X
	Establishments with 100 to 249 employees	—	X	X	X
	Establishments with 250 to 499 employees	—	X	X	X
	Establishments with 500 to 999 employees	—	X	X	X
	Establishments with 1,000 employees or more	—	X	X	X

See footnotes at end of table.

Table 5. Establishments, Employees, and Payroll by Industry and Employment Size of Establishments by County: 2004—Con.

[Excludes most government employees, railroad employees, and self-employed persons. Size class 1 to 4 employees includes establishments having payroll, but no employees, during mid-March pay period. For meaning of abbreviations and symbols, see introductory text. For explanation of terms, see Appendix A. For statement on reliability, see the note at the end of the table and Appendix C]

NAICS code	Geography, kind of business, and employment size class	Establishments (number)	Paid employees for pay period including March 12 (number)	First-quarter payroll (\$1,000)	Annual payroll (\$1,000)
	MIDDLESEX—Con.				
53	Real estate and rental and leasing—Con.				
532	Rental and leasing services—Con.				
5321	Automotive equipment rental and leasing—Con.				
53212	Truck, utility trailer, and RV (recreational vehicle) rental and leasing				
	All establishments	26	373	4 076	17 924
	Establishments with 1 to 4 employees	8	X	X	X
	Establishments with 5 to 9 employees	9	X	X	X
	Establishments with 10 to 19 employees	5	X	X	X
	Establishments with 20 to 49 employees	2	X	X	X
	Establishments with 50 to 99 employees	2	X	X	X
	Establishments with 100 to 249 employees	—	X	X	X
	Establishments with 250 to 499 employees	—	X	X	X
	Establishments with 500 to 999 employees	—	X	X	X
	Establishments with 1,000 employees or more	—	X	X	X
532120	Truck, utility trailer, and RV (recreational vehicle) rental and leasing				
	All establishments	26	373	4 076	17 924
	Establishments with 1 to 4 employees	8	X	X	X
	Establishments with 5 to 9 employees	9	X	X	X
	Establishments with 10 to 19 employees	5	X	X	X
	Establishments with 20 to 49 employees	2	X	X	X
	Establishments with 50 to 99 employees	2	X	X	X
	Establishments with 100 to 249 employees	—	X	X	X
	Establishments with 250 to 499 employees	—	X	X	X
	Establishments with 500 to 999 employees	—	X	X	X
	Establishments with 1,000 employees or more	—	X	X	X
5322	Consumer goods rental				
	All establishments	54	424	1 992	8 891
	Establishments with 1 to 4 employees	19	X	X	X
	Establishments with 5 to 9 employees	14	X	X	X
	Establishments with 10 to 19 employees	18	X	X	X
	Establishments with 20 to 49 employees	3	X	X	X
	Establishments with 50 to 99 employees	—	X	X	X
	Establishments with 100 to 249 employees	—	X	X	X
	Establishments with 250 to 499 employees	—	X	X	X
	Establishments with 500 to 999 employees	—	X	X	X
	Establishments with 1,000 employees or more	—	X	X	X
53223	Video tape and disc rental				
	All establishments	34	284	937	3 904
	Establishments with 1 to 4 employees	10	X	X	X
	Establishments with 5 to 9 employees	7	X	X	X
	Establishments with 10 to 19 employees	16	X	X	X
	Establishments with 20 to 49 employees	1	X	X	X
	Establishments with 50 to 99 employees	—	X	X	X
	Establishments with 100 to 249 employees	—	X	X	X
	Establishments with 250 to 499 employees	—	X	X	X
	Establishments with 500 to 999 employees	—	X	X	X
	Establishments with 1,000 employees or more	—	X	X	X
532230	Video tape and disc rental				
	All establishments	34	284	937	3 904
	Establishments with 1 to 4 employees	10	X	X	X
	Establishments with 5 to 9 employees	7	X	X	X
	Establishments with 10 to 19 employees	16	X	X	X
	Establishments with 20 to 49 employees	1	X	X	X
	Establishments with 50 to 99 employees	—	X	X	X
	Establishments with 100 to 249 employees	—	X	X	X
	Establishments with 250 to 499 employees	—	X	X	X
	Establishments with 500 to 999 employees	—	X	X	X
	Establishments with 1,000 employees or more	—	X	X	X
53229	Other consumer goods rental				
	All establishments	9	104	808	3 851
	Establishments with 1 to 4 employees	2	X	X	X
	Establishments with 5 to 9 employees	3	X	X	X
	Establishments with 10 to 19 employees	2	X	X	X
	Establishments with 20 to 49 employees	2	X	X	X
	Establishments with 50 to 99 employees	—	X	X	X
	Establishments with 100 to 249 employees	—	X	X	X
	Establishments with 250 to 499 employees	—	X	X	X
	Establishments with 500 to 999 employees	—	X	X	X
	Establishments with 1,000 employees or more	—	X	X	X
5324	Commercial and industrial machinery and equipment rental and leasing				
	All establishments	38	521	6 771	31 071
	Establishments with 1 to 4 employees	16	X	X	X
	Establishments with 5 to 9 employees	10	X	X	X
	Establishments with 10 to 19 employees	7	X	X	X
	Establishments with 20 to 49 employees	2	X	X	X
	Establishments with 50 to 99 employees	2	X	X	X
	Establishments with 100 to 249 employees	1	X	X	X
	Establishments with 250 to 499 employees	—	X	X	X
	Establishments with 500 to 999 employees	—	X	X	X
	Establishments with 1,000 employees or more	—	X	X	X

See footnotes at end of table.

Table 5. Establishments, Employees, and Payroll by Industry and Employment Size of Establishments by County: 2004—Con.

[Excludes most government employees, railroad employees, and self-employed persons. Size class 1 to 4 employees includes establishments having payroll, but no employees, during mid-March pay period. For meaning of abbreviations and symbols, see introductory text. For explanation of terms, see Appendix A. For statement on reliability, see the note at the end of the table and Appendix C]

NAICS code	Geography, kind of business, and employment size class	Establishments (number)	Paid employees for pay period including March 12 (number)	First-quarter payroll (\$1,000)	Annual payroll (\$1,000)
	MIDDLESEX—Con.				
53	Real estate and rental and leasing—Con.				
532	Rental and leasing services—Con.				
5324	Commercial and industrial machinery and equipment rental and leasing—Con.				
53241	Construction, transportation, mining, and forestry machinery and equipment rental and leasing				
	All establishments	12	137	2 192	11 011
	Establishments with 1 to 4 employees	5	X	X	X
	Establishments with 5 to 9 employees	1	X	X	X
	Establishments with 10 to 19 employees	4	X	X	X
	Establishments with 20 to 49 employees	2	X	X	X
	Establishments with 50 to 99 employees	—	X	X	X
	Establishments with 100 to 249 employees	—	X	X	X
	Establishments with 250 to 499 employees	—	X	X	X
	Establishments with 500 to 999 employees	—	X	X	X
	Establishments with 1,000 employees or more	—	X	X	X
532412	Construction, mining, and forestry machinery and equipment rental and leasing				
	All establishments	10	c	D	D
	Establishments with 1 to 4 employees	5	X	X	X
	Establishments with 5 to 9 employees	1	X	X	X
	Establishments with 10 to 19 employees	2	X	X	X
	Establishments with 20 to 49 employees	2	X	X	X
	Establishments with 50 to 99 employees	—	X	X	X
	Establishments with 100 to 249 employees	—	X	X	X
	Establishments with 250 to 499 employees	—	X	X	X
	Establishments with 500 to 999 employees	—	X	X	X
	Establishments with 1,000 employees or more	—	X	X	X
53242	Office machinery and equipment rental and leasing				
	All establishments	6	219	2 656	12 554
	Establishments with 1 to 4 employees	2	X	X	X
	Establishments with 5 to 9 employees	1	X	X	X
	Establishments with 10 to 19 employees	1	X	X	X
	Establishments with 20 to 49 employees	—	X	X	X
	Establishments with 50 to 99 employees	1	X	X	X
	Establishments with 100 to 249 employees	1	X	X	X
	Establishments with 250 to 499 employees	—	X	X	X
	Establishments with 500 to 999 employees	—	X	X	X
	Establishments with 1,000 employees or more	—	X	X	X
532420	Office machinery and equipment rental and leasing				
	All establishments	6	219	2 656	12 554
	Establishments with 1 to 4 employees	2	X	X	X
	Establishments with 5 to 9 employees	1	X	X	X
	Establishments with 10 to 19 employees	1	X	X	X
	Establishments with 20 to 49 employees	—	X	X	X
	Establishments with 50 to 99 employees	1	X	X	X
	Establishments with 100 to 249 employees	1	X	X	X
	Establishments with 250 to 499 employees	—	X	X	X
	Establishments with 500 to 999 employees	—	X	X	X
	Establishments with 1,000 employees or more	—	X	X	X
53249	Other commercial and industrial machinery and equipment rental and leasing				
	All establishments	20	165	1 923	7 506
	Establishments with 1 to 4 employees	9	X	X	X
	Establishments with 5 to 9 employees	8	X	X	X
	Establishments with 10 to 19 employees	2	X	X	X
	Establishments with 20 to 49 employees	—	X	X	X
	Establishments with 50 to 99 employees	1	X	X	X
	Establishments with 100 to 249 employees	—	X	X	X
	Establishments with 250 to 499 employees	—	X	X	X
	Establishments with 500 to 999 employees	—	X	X	X
	Establishments with 1,000 employees or more	—	X	X	X
532490	Other commercial and industrial machinery and equipment rental and leasing				
	All establishments	20	165	1 923	7 506
	Establishments with 1 to 4 employees	9	X	X	X
	Establishments with 5 to 9 employees	8	X	X	X
	Establishments with 10 to 19 employees	2	X	X	X
	Establishments with 20 to 49 employees	—	X	X	X
	Establishments with 50 to 99 employees	1	X	X	X
	Establishments with 100 to 249 employees	—	X	X	X
	Establishments with 250 to 499 employees	—	X	X	X
	Establishments with 500 to 999 employees	—	X	X	X
	Establishments with 1,000 employees or more	—	X	X	X

See footnotes at end of table.

Table 5. Establishments, Employees, and Payroll by Industry and Employment Size of Establishments by County: 2004—Con.

[Excludes most government employees, railroad employees, and self-employed persons. Size class 1 to 4 employees includes establishments having payroll, but no employees, during mid-March pay period. For meaning of abbreviations and symbols, see introductory text. For explanation of terms, see Appendix A. For statement on reliability, see the note at the end of the table and Appendix C]

NAICS code	Geography, kind of business, and employment size class	Establishments (number)	Paid employees for pay period including March 12 (number)	First-quarter payroll (\$1,000)	Annual payroll (\$1,000)
	MIDDLESEX—Con.				
54	Professional, scientific, and technical services				
	All establishments	3 780	38 343	591 869	2 566 928
	Establishments with 1 to 4 employees	2 731	X	X	X
	Establishments with 5 to 9 employees	443	X	X	X
	Establishments with 10 to 19 employees	253	X	X	X
	Establishments with 20 to 49 employees	225	X	X	X
	Establishments with 50 to 99 employees	63	X	X	X
	Establishments with 100 to 249 employees	43	X	X	X
	Establishments with 250 to 499 employees	15	X	X	X
	Establishments with 500 to 999 employees	5	X	X	X
	Establishments with 1,000 employees or more	2	X	X	X
541	Professional, scientific, and technical services				
	All establishments	3 780	38 343	591 869	2 566 928
	Establishments with 1 to 4 employees	2 731	X	X	X
	Establishments with 5 to 9 employees	443	X	X	X
	Establishments with 10 to 19 employees	253	X	X	X
	Establishments with 20 to 49 employees	225	X	X	X
	Establishments with 50 to 99 employees	63	X	X	X
	Establishments with 100 to 249 employees	43	X	X	X
	Establishments with 250 to 499 employees	15	X	X	X
	Establishments with 500 to 999 employees	5	X	X	X
	Establishments with 1,000 employees or more	2	X	X	X
5411	Legal services				
	All establishments	523	3 301	44 058	200 249
	Establishments with 1 to 4 employees	371	X	X	X
	Establishments with 5 to 9 employees	96	X	X	X
	Establishments with 10 to 19 employees	30	X	X	X
	Establishments with 20 to 49 employees	19	X	X	X
	Establishments with 50 to 99 employees	3	X	X	X
	Establishments with 100 to 249 employees	3	X	X	X
	Establishments with 250 to 499 employees	1	X	X	X
	Establishments with 500 to 999 employees	—	X	X	X
	Establishments with 1,000 employees or more	—	X	X	X
54111	Offices of lawyers				
	All establishments	492	3 128	39 901	186 026
	Establishments with 1 to 4 employees	350	X	X	X
	Establishments with 5 to 9 employees	91	X	X	X
	Establishments with 10 to 19 employees	28	X	X	X
	Establishments with 20 to 49 employees	16	X	X	X
	Establishments with 50 to 99 employees	3	X	X	X
	Establishments with 100 to 249 employees	3	X	X	X
	Establishments with 250 to 499 employees	1	X	X	X
	Establishments with 500 to 999 employees	—	X	X	X
	Establishments with 1,000 employees or more	—	X	X	X
541110	Offices of lawyers				
	All establishments	492	3 128	39 901	186 026
	Establishments with 1 to 4 employees	350	X	X	X
	Establishments with 5 to 9 employees	91	X	X	X
	Establishments with 10 to 19 employees	28	X	X	X
	Establishments with 20 to 49 employees	16	X	X	X
	Establishments with 50 to 99 employees	3	X	X	X
	Establishments with 100 to 249 employees	3	X	X	X
	Establishments with 250 to 499 employees	1	X	X	X
	Establishments with 500 to 999 employees	—	X	X	X
	Establishments with 1,000 employees or more	—	X	X	X
54119	Other legal services				
	All establishments	31	173	4 157	14 223
	Establishments with 1 to 4 employees	21	X	X	X
	Establishments with 5 to 9 employees	5	X	X	X
	Establishments with 10 to 19 employees	2	X	X	X
	Establishments with 20 to 49 employees	3	X	X	X
	Establishments with 50 to 99 employees	—	X	X	X
	Establishments with 100 to 249 employees	—	X	X	X
	Establishments with 250 to 499 employees	—	X	X	X
	Establishments with 500 to 999 employees	—	X	X	X
	Establishments with 1,000 employees or more	—	X	X	X
541191	Title abstract and settlement offices				
	All establishments	26	160	4 065	13 646
	Establishments with 1 to 4 employees	16	X	X	X
	Establishments with 5 to 9 employees	5	X	X	X
	Establishments with 10 to 19 employees	2	X	X	X
	Establishments with 20 to 49 employees	3	X	X	X
	Establishments with 50 to 99 employees	—	X	X	X
	Establishments with 100 to 249 employees	—	X	X	X
	Establishments with 250 to 499 employees	—	X	X	X
	Establishments with 500 to 999 employees	—	X	X	X
	Establishments with 1,000 employees or more	—	X	X	X

See footnotes at end of table.

Table 5. Establishments, Employees, and Payroll by Industry and Employment Size of Establishments by County: 2004—Con.

[Excludes most government employees, railroad employees, and self-employed persons. Size class 1 to 4 employees includes establishments having payroll, but no employees, during mid-March pay period. For meaning of abbreviations and symbols, see introductory text. For explanation of terms, see Appendix A. For statement on reliability, see the note at the end of the table and Appendix C]

NAICS code	Geography, kind of business, and employment size class	Establishments (number)	Paid employees for pay period including March 12 (number)	First-quarter payroll (\$1,000)	Annual payroll (\$1,000)
	MIDDLESEX—Con.				
54	Professional, scientific, and technical services—Con.				
541	Professional, scientific, and technical services—Con.				
5412	Accounting, tax preparation, bookkeeping, and payroll services				
	All establishments	325	3 433	48 400	207 299
	Establishments with 1 to 4 employees	211	X	X	X
	Establishments with 5 to 9 employees	64	X	X	X
	Establishments with 10 to 19 employees	25	X	X	X
	Establishments with 20 to 49 employees	16	X	X	X
	Establishments with 50 to 99 employees	4	X	X	X
	Establishments with 100 to 249 employees	2	X	X	X
	Establishments with 250 to 499 employees	2	X	X	X
	Establishments with 500 to 999 employees	1	X	X	X
	Establishments with 1,000 employees or more	—	X	X	X
54121	Accounting, tax preparation, bookkeeping, and payroll services				
	All establishments	325	3 433	48 400	207 299
	Establishments with 1 to 4 employees	211	X	X	X
	Establishments with 5 to 9 employees	64	X	X	X
	Establishments with 10 to 19 employees	25	X	X	X
	Establishments with 20 to 49 employees	16	X	X	X
	Establishments with 50 to 99 employees	4	X	X	X
	Establishments with 100 to 249 employees	2	X	X	X
	Establishments with 250 to 499 employees	2	X	X	X
	Establishments with 500 to 999 employees	1	X	X	X
	Establishments with 1,000 employees or more	—	X	X	X
541211	Offices of certified public accountants				
	All establishments	182	1 484	24 371	103 436
	Establishments with 1 to 4 employees	119	X	X	X
	Establishments with 5 to 9 employees	38	X	X	X
	Establishments with 10 to 19 employees	10	X	X	X
	Establishments with 20 to 49 employees	10	X	X	X
	Establishments with 50 to 99 employees	3	X	X	X
	Establishments with 100 to 249 employees	2	X	X	X
	Establishments with 250 to 499 employees	—	X	X	X
	Establishments with 500 to 999 employees	—	X	X	X
	Establishments with 1,000 employees or more	—	X	X	X
541213	Tax preparation services				
	All establishments	43	293	1 127	3 276
	Establishments with 1 to 4 employees	23	X	X	X
	Establishments with 5 to 9 employees	7	X	X	X
	Establishments with 10 to 19 employees	10	X	X	X
	Establishments with 20 to 49 employees	3	X	X	X
	Establishments with 50 to 99 employees	—	X	X	X
	Establishments with 100 to 249 employees	—	X	X	X
	Establishments with 250 to 499 employees	—	X	X	X
	Establishments with 500 to 999 employees	—	X	X	X
	Establishments with 1,000 employees or more	—	X	X	X
541214	Payroll services				
	All establishments	16	1 391	20 983	92 751
	Establishments with 1 to 4 employees	5	X	X	X
	Establishments with 5 to 9 employees	3	X	X	X
	Establishments with 10 to 19 employees	2	X	X	X
	Establishments with 20 to 49 employees	2	X	X	X
	Establishments with 50 to 99 employees	1	X	X	X
	Establishments with 100 to 249 employees	—	X	X	X
	Establishments with 250 to 499 employees	2	X	X	X
	Establishments with 500 to 999 employees	1	X	X	X
	Establishments with 1,000 employees or more	—	X	X	X
541219	Other accounting services				
	All establishments	84	265	1 919	7 836
	Establishments with 1 to 4 employees	64	X	X	X
	Establishments with 5 to 9 employees	16	X	X	X
	Establishments with 10 to 19 employees	3	X	X	X
	Establishments with 20 to 49 employees	1	X	X	X
	Establishments with 50 to 99 employees	—	X	X	X
	Establishments with 100 to 249 employees	—	X	X	X
	Establishments with 250 to 499 employees	—	X	X	X
	Establishments with 500 to 999 employees	—	X	X	X
	Establishments with 1,000 employees or more	—	X	X	X
5413	Architectural, engineering, and related services				
	All establishments	299	3 452	51 554	224 053
	Establishments with 1 to 4 employees	167	X	X	X
	Establishments with 5 to 9 employees	41	X	X	X
	Establishments with 10 to 19 employees	36	X	X	X
	Establishments with 20 to 49 employees	40	X	X	X
	Establishments with 50 to 99 employees	12	X	X	X
	Establishments with 100 to 249 employees	3	X	X	X
	Establishments with 250 to 499 employees	—	X	X	X
	Establishments with 500 to 999 employees	—	X	X	X
	Establishments with 1,000 employees or more	—	X	X	X

See footnotes at end of table.

Table 5. Establishments, Employees, and Payroll by Industry and Employment Size of Establishments by County: 2004—Con.

[Excludes most government employees, railroad employees, and self-employed persons. Size class 1 to 4 employees includes establishments having payroll, but no employees, during mid-March pay period. For meaning of abbreviations and symbols, see introductory text. For explanation of terms, see Appendix A. For statement on reliability, see the note at the end of the table and Appendix C]

NAICS code	Geography, kind of business, and employment size class	Establishments (number)	Paid employees for pay period including March 12 (number)	First-quarter payroll (\$1,000)	Annual payroll (\$1,000)
54	MIDDLESEX—Con.				
	Professional, scientific, and technical services—Con.				
541	Professional, scientific, and technical services—Con.				
5413	Architectural, engineering, and related services—Con.				
54131	Architectural services				
	All establishments	36	217	2 692	11 236
	Establishments with 1 to 4 employees	23	X	X	X
	Establishments with 5 to 9 employees	8	X	X	X
	Establishments with 10 to 19 employees	—	X	X	X
	Establishments with 20 to 49 employees	5	X	X	X
	Establishments with 50 to 99 employees	—	X	X	X
	Establishments with 100 to 249 employees	—	X	X	X
	Establishments with 250 to 499 employees	—	X	X	X
	Establishments with 500 to 999 employees	—	X	X	X
	Establishments with 1,000 employees or more	—	X	X	X
541310	Architectural services				
	All establishments	36	217	2 692	11 236
	Establishments with 1 to 4 employees	23	X	X	X
	Establishments with 5 to 9 employees	8	X	X	X
	Establishments with 10 to 19 employees	—	X	X	X
	Establishments with 20 to 49 employees	5	X	X	X
	Establishments with 50 to 99 employees	—	X	X	X
	Establishments with 100 to 249 employees	—	X	X	X
	Establishments with 250 to 499 employees	—	X	X	X
	Establishments with 500 to 999 employees	—	X	X	X
	Establishments with 1,000 employees or more	—	X	X	X
54133	Engineering services				
	All establishments	187	2 383	38 814	167 333
	Establishments with 1 to 4 employees	102	X	X	X
	Establishments with 5 to 9 employees	21	X	X	X
	Establishments with 10 to 19 employees	23	X	X	X
	Establishments with 20 to 49 employees	29	X	X	X
	Establishments with 50 to 99 employees	11	X	X	X
	Establishments with 100 to 249 employees	1	X	X	X
	Establishments with 250 to 499 employees	—	X	X	X
	Establishments with 500 to 999 employees	—	X	X	X
	Establishments with 1,000 employees or more	—	X	X	X
541330	Engineering services				
	All establishments	187	2 383	38 814	167 333
	Establishments with 1 to 4 employees	102	X	X	X
	Establishments with 5 to 9 employees	21	X	X	X
	Establishments with 10 to 19 employees	23	X	X	X
	Establishments with 20 to 49 employees	29	X	X	X
	Establishments with 50 to 99 employees	11	X	X	X
	Establishments with 100 to 249 employees	1	X	X	X
	Establishments with 250 to 499 employees	—	X	X	X
	Establishments with 500 to 999 employees	—	X	X	X
	Establishments with 1,000 employees or more	—	X	X	X
54138	Testing laboratories				
	All establishments	21	584	7 386	32 428
	Establishments with 1 to 4 employees	6	X	X	X
	Establishments with 5 to 9 employees	3	X	X	X
	Establishments with 10 to 19 employees	5	X	X	X
	Establishments with 20 to 49 employees	4	X	X	X
	Establishments with 50 to 99 employees	1	X	X	X
	Establishments with 100 to 249 employees	2	X	X	X
	Establishments with 250 to 499 employees	—	X	X	X
	Establishments with 500 to 999 employees	—	X	X	X
	Establishments with 1,000 employees or more	—	X	X	X
541380	Testing laboratories				
	All establishments	21	584	7 386	32 428
	Establishments with 1 to 4 employees	6	X	X	X
	Establishments with 5 to 9 employees	3	X	X	X
	Establishments with 10 to 19 employees	5	X	X	X
	Establishments with 20 to 49 employees	4	X	X	X
	Establishments with 50 to 99 employees	1	X	X	X
	Establishments with 100 to 249 employees	2	X	X	X
	Establishments with 250 to 499 employees	—	X	X	X
	Establishments with 500 to 999 employees	—	X	X	X
	Establishments with 1,000 employees or more	—	X	X	X
5414	Specialized design services				
	All establishments	63	206	1 964	9 780
	Establishments with 1 to 4 employees	52	X	X	X
	Establishments with 5 to 9 employees	7	X	X	X
	Establishments with 10 to 19 employees	3	X	X	X
	Establishments with 20 to 49 employees	1	X	X	X
	Establishments with 50 to 99 employees	—	X	X	X
	Establishments with 100 to 249 employees	—	X	X	X
	Establishments with 250 to 499 employees	—	X	X	X
	Establishments with 500 to 999 employees	—	X	X	X
	Establishments with 1,000 employees or more	—	X	X	X

See footnotes at end of table.

Table 5. Establishments, Employees, and Payroll by Industry and Employment Size of Establishments by County: 2004—Con.

[Excludes most government employees, railroad employees, and self-employed persons. Size class 1 to 4 employees includes establishments having payroll, but no employees, during mid-March pay period. For meaning of abbreviations and symbols, see introductory text. For explanation of terms, see Appendix A. For statement on reliability, see the note at the end of the table and Appendix C]

NAICS code	Geography, kind of business, and employment size class	Establishments (number)	Paid employees for pay period including March 12 (number)	First-quarter payroll (\$1,000)	Annual payroll (\$1,000)
	MIDDLESEX—Con.				
54	Professional, scientific, and technical services—Con.				
541	Professional, scientific, and technical services—Con.				
5414	Specialized design services—Con.				
54143	Graphic design services				
	All establishments	36	122	1 376	6 118
	Establishments with 1 to 4 employees	31	X	X	X
	Establishments with 5 to 9 employees	3	X	X	X
	Establishments with 10 to 19 employees	1	X	X	X
	Establishments with 20 to 49 employees	1	X	X	X
	Establishments with 50 to 99 employees	—	X	X	X
	Establishments with 100 to 249 employees	—	X	X	X
	Establishments with 250 to 499 employees	—	X	X	X
	Establishments with 500 to 999 employees	—	X	X	X
	Establishments with 1,000 employees or more	—	X	X	X
541430	Graphic design services				
	All establishments	36	122	1 376	6 118
	Establishments with 1 to 4 employees	31	X	X	X
	Establishments with 5 to 9 employees	3	X	X	X
	Establishments with 10 to 19 employees	1	X	X	X
	Establishments with 20 to 49 employees	1	X	X	X
	Establishments with 50 to 99 employees	—	X	X	X
	Establishments with 100 to 249 employees	—	X	X	X
	Establishments with 250 to 499 employees	—	X	X	X
	Establishments with 500 to 999 employees	—	X	X	X
	Establishments with 1,000 employees or more	—	X	X	X
5415	Computer systems design and related services				
	All establishments	1 675	14 205	229 113	1 003 848
	Establishments with 1 to 4 employees	1 337	X	X	X
	Establishments with 5 to 9 employees	111	X	X	X
	Establishments with 10 to 19 employees	83	X	X	X
	Establishments with 20 to 49 employees	88	X	X	X
	Establishments with 50 to 99 employees	29	X	X	X
	Establishments with 100 to 249 employees	18	X	X	X
	Establishments with 250 to 499 employees	6	X	X	X
	Establishments with 500 to 999 employees	3	X	X	X
	Establishments with 1,000 employees or more	—	X	X	X
54151	Computer systems design and related services				
	All establishments	1 675	14 205	229 113	1 003 848
	Establishments with 1 to 4 employees	1 337	X	X	X
	Establishments with 5 to 9 employees	111	X	X	X
	Establishments with 10 to 19 employees	83	X	X	X
	Establishments with 20 to 49 employees	88	X	X	X
	Establishments with 50 to 99 employees	29	X	X	X
	Establishments with 100 to 249 employees	18	X	X	X
	Establishments with 250 to 499 employees	6	X	X	X
	Establishments with 500 to 999 employees	3	X	X	X
	Establishments with 1,000 employees or more	—	X	X	X
541511	Custom computer programming services				
	All establishments	813	6 020	92 828	408 992
	Establishments with 1 to 4 employees	639	X	X	X
	Establishments with 5 to 9 employees	56	X	X	X
	Establishments with 10 to 19 employees	46	X	X	X
	Establishments with 20 to 49 employees	49	X	X	X
	Establishments with 50 to 99 employees	13	X	X	X
	Establishments with 100 to 249 employees	8	X	X	X
	Establishments with 250 to 499 employees	1	X	X	X
	Establishments with 500 to 999 employees	1	X	X	X
	Establishments with 1,000 employees or more	—	X	X	X
541512	Computer systems design services				
	All establishments	524	5 069	84 708	368 709
	Establishments with 1 to 4 employees	411	X	X	X
	Establishments with 5 to 9 employees	43	X	X	X
	Establishments with 10 to 19 employees	29	X	X	X
	Establishments with 20 to 49 employees	22	X	X	X
	Establishments with 50 to 99 employees	10	X	X	X
	Establishments with 100 to 249 employees	4	X	X	X
	Establishments with 250 to 499 employees	3	X	X	X
	Establishments with 500 to 999 employees	2	X	X	X
	Establishments with 1,000 employees or more	—	X	X	X
541513	Computer facilities management services				
	All establishments	49	852	12 234	54 427
	Establishments with 1 to 4 employees	33	X	X	X
	Establishments with 5 to 9 employees	2	X	X	X
	Establishments with 10 to 19 employees	2	X	X	X
	Establishments with 20 to 49 employees	6	X	X	X
	Establishments with 50 to 99 employees	4	X	X	X
	Establishments with 100 to 249 employees	2	X	X	X
	Establishments with 250 to 499 employees	—	X	X	X
	Establishments with 500 to 999 employees	—	X	X	X
	Establishments with 1,000 employees or more	—	X	X	X

See footnotes at end of table.

Table 5. Establishments, Employees, and Payroll by Industry and Employment Size of Establishments by County: 2004—Con.

[Excludes most government employees, railroad employees, and self-employed persons. Size class 1 to 4 employees includes establishments having payroll, but no employees, during mid-March pay period. For meaning of abbreviations and symbols, see introductory text. For explanation of terms, see Appendix A. For statement on reliability, see the note at the end of the table and Appendix C]

NAICS code	Geography, kind of business, and employment size class	Establishments (number)	Paid employees for pay period including March 12 (number)	First-quarter payroll (\$1,000)	Annual payroll (\$1,000)
	MIDDLESEX—Con.				
54	Professional, scientific, and technical services—Con.				
541	Professional, scientific, and technical services—Con.				
5415	Computer systems design and related services—Con.				
54151	Computer systems design and related services—Con.				
541519	Other computer related services				
	All establishments	289	2 264	39 343	171 720
	Establishments with 1 to 4 employees	254	X	X	X
	Establishments with 5 to 9 employees	10	X	X	X
	Establishments with 10 to 19 employees	6	X	X	X
	Establishments with 20 to 49 employees	11	X	X	X
	Establishments with 50 to 99 employees	2	X	X	X
	Establishments with 100 to 249 employees	4	X	X	X
	Establishments with 250 to 499 employees	2	X	X	X
	Establishments with 500 to 999 employees	—	X	X	X
	Establishments with 1,000 employees or more	—	X	X	X
5416	Management, scientific, and technical consulting services				
	All establishments	515	5 157	69 923	341 294
	Establishments with 1 to 4 employees	395	X	X	X
	Establishments with 5 to 9 employees	59	X	X	X
	Establishments with 10 to 19 employees	26	X	X	X
	Establishments with 20 to 49 employees	23	X	X	X
	Establishments with 50 to 99 employees	4	X	X	X
	Establishments with 100 to 249 employees	4	X	X	X
	Establishments with 250 to 499 employees	2	X	X	X
	Establishments with 500 to 999 employees	1	X	X	X
	Establishments with 1,000 employees or more	1	X	X	X
54161	Management consulting services				
	All establishments	413	4 639	62 221	308 278
	Establishments with 1 to 4 employees	315	X	X	X
	Establishments with 5 to 9 employees	48	X	X	X
	Establishments with 10 to 19 employees	22	X	X	X
	Establishments with 20 to 49 employees	17	X	X	X
	Establishments with 50 to 99 employees	4	X	X	X
	Establishments with 100 to 249 employees	3	X	X	X
	Establishments with 250 to 499 employees	2	X	X	X
	Establishments with 500 to 999 employees	1	X	X	X
	Establishments with 1,000 employees or more	1	X	X	X
541611	Administrative management and general management consulting services				
	All establishments	191	1 232	18 788	70 240
	Establishments with 1 to 4 employees	152	X	X	X
	Establishments with 5 to 9 employees	19	X	X	X
	Establishments with 10 to 19 employees	8	X	X	X
	Establishments with 20 to 49 employees	8	X	X	X
	Establishments with 50 to 99 employees	2	X	X	X
	Establishments with 100 to 249 employees	1	X	X	X
	Establishments with 250 to 499 employees	1	X	X	X
	Establishments with 500 to 999 employees	—	X	X	X
	Establishments with 1,000 employees or more	—	X	X	X
541612	Human resources and executive search consulting services				
	All establishments	70	1 803	13 604	63 304
	Establishments with 1 to 4 employees	49	X	X	X
	Establishments with 5 to 9 employees	13	X	X	X
	Establishments with 10 to 19 employees	4	X	X	X
	Establishments with 20 to 49 employees	2	X	X	X
	Establishments with 50 to 99 employees	—	X	X	X
	Establishments with 100 to 249 employees	—	X	X	X
	Establishments with 250 to 499 employees	1	X	X	X
	Establishments with 500 to 999 employees	—	X	X	X
	Establishments with 1,000 employees or more	1	X	X	X
541613	Marketing consulting services				
	All establishments	84	683	10 108	39 122
	Establishments with 1 to 4 employees	66	X	X	X
	Establishments with 5 to 9 employees	5	X	X	X
	Establishments with 10 to 19 employees	4	X	X	X
	Establishments with 20 to 49 employees	5	X	X	X
	Establishments with 50 to 99 employees	2	X	X	X
	Establishments with 100 to 249 employees	2	X	X	X
	Establishments with 250 to 499 employees	—	X	X	X
	Establishments with 500 to 999 employees	—	X	X	X
	Establishments with 1,000 employees or more	—	X	X	X
541614	Process, physical distribution, and logistics consulting services				
	All establishments	44	865	19 171	133 575
	Establishments with 1 to 4 employees	28	X	X	X
	Establishments with 5 to 9 employees	7	X	X	X
	Establishments with 10 to 19 employees	6	X	X	X
	Establishments with 20 to 49 employees	2	X	X	X
	Establishments with 50 to 99 employees	—	X	X	X
	Establishments with 100 to 249 employees	—	X	X	X
	Establishments with 250 to 499 employees	—	X	X	X

See footnotes at end of table.

Table 5. Establishments, Employees, and Payroll by Industry and Employment Size of Establishments by County: 2004—Con.

[Excludes most government employees, railroad employees, and self-employed persons. Size class 1 to 4 employees includes establishments having payroll, but no employees, during mid-March pay period. For meaning of abbreviations and symbols, see introductory text. For explanation of terms, see Appendix A. For statement on reliability, see the note at the end of the table and Appendix C]

NAICS code	Geography, kind of business, and employment size class	Establishments (number)	Paid employees for pay period including March 12 (number)	First-quarter payroll (\$1,000)	Annual payroll (\$1,000)
	MIDDLESEX—Con.				
54	Professional, scientific, and technical services—Con.				
541	Professional, scientific, and technical services—Con.				
5416	Management, scientific, and technical consulting services—Con.				
54161	Management consulting services—Con.				
541614	Process, physical distribution, and logistics consulting services—Con.				
	All establishments—Con.				
	Establishments with 500 to 999 employees	1	X	X	X
	Establishments with 1,000 employees or more	—	X	X	X
54162	Environmental consulting services				
	All establishments	36	178	2 415	10 469
	Establishments with 1 to 4 employees	28	X	X	X
	Establishments with 5 to 9 employees	3	X	X	X
	Establishments with 10 to 19 employees	2	X	X	X
	Establishments with 20 to 49 employees	3	X	X	X
	Establishments with 50 to 99 employees	—	X	X	X
	Establishments with 100 to 249 employees	—	X	X	X
	Establishments with 250 to 499 employees	—	X	X	X
	Establishments with 500 to 999 employees	—	X	X	X
	Establishments with 1,000 employees or more	—	X	X	X
541620	Environmental consulting services				
	All establishments	36	178	2 415	10 469
	Establishments with 1 to 4 employees	28	X	X	X
	Establishments with 5 to 9 employees	3	X	X	X
	Establishments with 10 to 19 employees	2	X	X	X
	Establishments with 20 to 49 employees	3	X	X	X
	Establishments with 50 to 99 employees	—	X	X	X
	Establishments with 100 to 249 employees	—	X	X	X
	Establishments with 250 to 499 employees	—	X	X	X
	Establishments with 500 to 999 employees	—	X	X	X
	Establishments with 1,000 employees or more	—	X	X	X
54169	Other scientific and technical consulting services				
	All establishments	66	340	5 287	22 547
	Establishments with 1 to 4 employees	52	X	X	X
	Establishments with 5 to 9 employees	8	X	X	X
	Establishments with 10 to 19 employees	2	X	X	X
	Establishments with 20 to 49 employees	3	X	X	X
	Establishments with 50 to 99 employees	—	X	X	X
	Establishments with 100 to 249 employees	1	X	X	X
	Establishments with 250 to 499 employees	—	X	X	X
	Establishments with 500 to 999 employees	—	X	X	X
	Establishments with 1,000 employees or more	—	X	X	X
541690	Other scientific and technical consulting services				
	All establishments	66	340	5 287	22 547
	Establishments with 1 to 4 employees	52	X	X	X
	Establishments with 5 to 9 employees	8	X	X	X
	Establishments with 10 to 19 employees	2	X	X	X
	Establishments with 20 to 49 employees	3	X	X	X
	Establishments with 50 to 99 employees	—	X	X	X
	Establishments with 100 to 249 employees	1	X	X	X
	Establishments with 250 to 499 employees	—	X	X	X
	Establishments with 500 to 999 employees	—	X	X	X
	Establishments with 1,000 employees or more	—	X	X	X
5417	Scientific research and development services				
	All establishments	102	5 197	111 091	424 894
	Establishments with 1 to 4 employees	32	X	X	X
	Establishments with 5 to 9 employees	18	X	X	X
	Establishments with 10 to 19 employees	22	X	X	X
	Establishments with 20 to 49 employees	10	X	X	X
	Establishments with 50 to 99 employees	7	X	X	X
	Establishments with 100 to 249 employees	9	X	X	X
	Establishments with 250 to 499 employees	3	X	X	X
	Establishments with 500 to 999 employees	—	X	X	X
	Establishments with 1,000 employees or more	1	X	X	X
54171	Research and development in the physical, engineering, and life sciences				
	All establishments	98	h	D	D
	Establishments with 1 to 4 employees	30	X	X	X
	Establishments with 5 to 9 employees	18	X	X	X
	Establishments with 10 to 19 employees	22	X	X	X
	Establishments with 20 to 49 employees	9	X	X	X
	Establishments with 50 to 99 employees	7	X	X	X
	Establishments with 100 to 249 employees	8	X	X	X
	Establishments with 250 to 499 employees	3	X	X	X
	Establishments with 500 to 999 employees	—	X	X	X
	Establishments with 1,000 employees or more	1	X	X	X

See footnotes at end of table.

Table 5. Establishments, Employees, and Payroll by Industry and Employment Size of Establishments by County: 2004—Con.

[Excludes most government employees, railroad employees, and self-employed persons. Size class 1 to 4 employees includes establishments having payroll, but no employees, during mid-March pay period. For meaning of abbreviations and symbols, see introductory text. For explanation of terms, see Appendix A. For statement on reliability, see the note at the end of the table and Appendix C]

NAICS code	Geography, kind of business, and employment size class	Establishments (number)	Paid employees for pay period including March 12 (number)	First-quarter payroll (\$1,000)	Annual payroll (\$1,000)
	MIDDLESEX—Con.				
54	Professional, scientific, and technical services—Con.				
541	Professional, scientific, and technical services—Con.				
5417	Scientific research and development services—Con.				
54171	Research and development in the physical, engineering, and life sciences—Con.				
541710	Research and development in the physical, engineering, and life sciences				
	All establishments	98	h	D	D
	Establishments with 1 to 4 employees	30	X	X	X
	Establishments with 5 to 9 employees	18	X	X	X
	Establishments with 10 to 19 employees	22	X	X	X
	Establishments with 20 to 49 employees	9	X	X	X
	Establishments with 50 to 99 employees	7	X	X	X
	Establishments with 100 to 249 employees	8	X	X	X
	Establishments with 250 to 499 employees	3	X	X	X
	Establishments with 500 to 999 employees	—	X	X	X
	Establishments with 1,000 employees or more	1	X	X	X
54172	Research and development in the social sciences and humanities				
	All establishments	4	c	D	D
	Establishments with 1 to 4 employees	2	X	X	X
	Establishments with 5 to 9 employees	—	X	X	X
	Establishments with 10 to 19 employees	—	X	X	X
	Establishments with 20 to 49 employees	1	X	X	X
	Establishments with 50 to 99 employees	—	X	X	X
	Establishments with 100 to 249 employees	1	X	X	X
	Establishments with 250 to 499 employees	—	X	X	X
	Establishments with 500 to 999 employees	—	X	X	X
	Establishments with 1,000 employees or more	—	X	X	X
541720	Research and development in the social sciences and humanities				
	All establishments	4	c	D	D
	Establishments with 1 to 4 employees	2	X	X	X
	Establishments with 5 to 9 employees	—	X	X	X
	Establishments with 10 to 19 employees	—	X	X	X
	Establishments with 20 to 49 employees	1	X	X	X
	Establishments with 50 to 99 employees	—	X	X	X
	Establishments with 100 to 249 employees	1	X	X	X
	Establishments with 250 to 499 employees	—	X	X	X
	Establishments with 500 to 999 employees	—	X	X	X
	Establishments with 1,000 employees or more	—	X	X	X
5418	Advertising and related services				
	All establishments	97	1 512	21 565	93 669
	Establishments with 1 to 4 employees	58	X	X	X
	Establishments with 5 to 9 employees	15	X	X	X
	Establishments with 10 to 19 employees	12	X	X	X
	Establishments with 20 to 49 employees	8	X	X	X
	Establishments with 50 to 99 employees	1	X	X	X
	Establishments with 100 to 249 employees	2	X	X	X
	Establishments with 250 to 499 employees	1	X	X	X
	Establishments with 500 to 999 employees	—	X	X	X
	Establishments with 1,000 employees or more	—	X	X	X
54181	Advertising agencies				
	All establishments	36	687	14 796	61 832
	Establishments with 1 to 4 employees	19	X	X	X
	Establishments with 5 to 9 employees	9	X	X	X
	Establishments with 10 to 19 employees	3	X	X	X
	Establishments with 20 to 49 employees	4	X	X	X
	Establishments with 50 to 99 employees	—	X	X	X
	Establishments with 100 to 249 employees	—	X	X	X
	Establishments with 250 to 499 employees	1	X	X	X
	Establishments with 500 to 999 employees	—	X	X	X
	Establishments with 1,000 employees or more	—	X	X	X
541810	Advertising agencies				
	All establishments	36	687	14 796	61 832
	Establishments with 1 to 4 employees	19	X	X	X
	Establishments with 5 to 9 employees	9	X	X	X
	Establishments with 10 to 19 employees	3	X	X	X
	Establishments with 20 to 49 employees	4	X	X	X
	Establishments with 50 to 99 employees	—	X	X	X
	Establishments with 100 to 249 employees	—	X	X	X
	Establishments with 250 to 499 employees	1	X	X	X
	Establishments with 500 to 999 employees	—	X	X	X
	Establishments with 1,000 employees or more	—	X	X	X
54186	Direct mail advertising				
	All establishments	12	306	2 680	12 612
	Establishments with 1 to 4 employees	5	X	X	X
	Establishments with 5 to 9 employees	1	X	X	X
	Establishments with 10 to 19 employees	3	X	X	X
	Establishments with 20 to 49 employees	1	X	X	X
	Establishments with 50 to 99 employees	1	X	X	X
	Establishments with 100 to 249 employees	1	X	X	X

See footnotes at end of table.

Table 5. Establishments, Employees, and Payroll by Industry and Employment Size of Establishments by County: 2004—Con.

[Excludes most government employees, railroad employees, and self-employed persons. Size class 1 to 4 employees includes establishments having payroll, but no employees, during mid-March pay period. For meaning of abbreviations and symbols, see introductory text. For explanation of terms, see Appendix A. For statement on reliability, see the note at the end of the table and Appendix C]

NAICS code	Geography, kind of business, and employment size class	Establishments (number)	Paid employees for pay period including March 12 (number)	First-quarter payroll (\$1,000)	Annual payroll (\$1,000)
	MIDDLESEX—Con.				
54	Professional, scientific, and technical services—Con.				
541	Professional, scientific, and technical services—Con.				
5418	Advertising and related services—Con.				
54186	Direct mail advertising—Con.				
	All establishments—Con.				
	Establishments with 250 to 499 employees	—	X	X	X
	Establishments with 500 to 999 employees	—	X	X	X
	Establishments with 1,000 employees or more	—	X	X	X
541860	Direct mail advertising				
	All establishments	12	306	2 680	12 612
	Establishments with 1 to 4 employees	5	X	X	X
	Establishments with 5 to 9 employees	1	X	X	X
	Establishments with 10 to 19 employees	3	X	X	X
	Establishments with 20 to 49 employees	1	X	X	X
	Establishments with 50 to 99 employees	1	X	X	X
	Establishments with 100 to 249 employees	1	X	X	X
	Establishments with 250 to 499 employees	—	X	X	X
	Establishments with 500 to 999 employees	—	X	X	X
	Establishments with 1,000 employees or more	—	X	X	X
54187	Advertising material distribution services				
	All establishments	4	257	1 005	4 838
	Establishments with 1 to 4 employees	2	X	X	X
	Establishments with 5 to 9 employees	—	X	X	X
	Establishments with 10 to 19 employees	1	X	X	X
	Establishments with 20 to 49 employees	—	X	X	X
	Establishments with 50 to 99 employees	—	X	X	X
	Establishments with 100 to 249 employees	1	X	X	X
	Establishments with 250 to 499 employees	—	X	X	X
	Establishments with 500 to 999 employees	—	X	X	X
	Establishments with 1,000 employees or more	—	X	X	X
541870	Advertising material distribution services				
	All establishments	4	257	1 005	4 838
	Establishments with 1 to 4 employees	2	X	X	X
	Establishments with 5 to 9 employees	—	X	X	X
	Establishments with 10 to 19 employees	1	X	X	X
	Establishments with 20 to 49 employees	—	X	X	X
	Establishments with 50 to 99 employees	—	X	X	X
	Establishments with 100 to 249 employees	1	X	X	X
	Establishments with 250 to 499 employees	—	X	X	X
	Establishments with 500 to 999 employees	—	X	X	X
	Establishments with 1,000 employees or more	—	X	X	X
54189	Other services related to advertising				
	All establishments	21	118	1 493	7 201
	Establishments with 1 to 4 employees	15	X	X	X
	Establishments with 5 to 9 employees	2	X	X	X
	Establishments with 10 to 19 employees	3	X	X	X
	Establishments with 20 to 49 employees	1	X	X	X
	Establishments with 50 to 99 employees	—	X	X	X
	Establishments with 100 to 249 employees	—	X	X	X
	Establishments with 250 to 499 employees	—	X	X	X
	Establishments with 500 to 999 employees	—	X	X	X
	Establishments with 1,000 employees or more	—	X	X	X
541890	Other services related to advertising				
	All establishments	21	118	1 493	7 201
	Establishments with 1 to 4 employees	15	X	X	X
	Establishments with 5 to 9 employees	2	X	X	X
	Establishments with 10 to 19 employees	3	X	X	X
	Establishments with 20 to 49 employees	1	X	X	X
	Establishments with 50 to 99 employees	—	X	X	X
	Establishments with 100 to 249 employees	—	X	X	X
	Establishments with 250 to 499 employees	—	X	X	X
	Establishments with 500 to 999 employees	—	X	X	X
	Establishments with 1,000 employees or more	—	X	X	X
5419	Other professional, scientific, and technical services				
	All establishments	181	1 880	14 201	61 842
	Establishments with 1 to 4 employees	108	X	X	X
	Establishments with 5 to 9 employees	32	X	X	X
	Establishments with 10 to 19 employees	16	X	X	X
	Establishments with 20 to 49 employees	20	X	X	X
	Establishments with 50 to 99 employees	3	X	X	X
	Establishments with 100 to 249 employees	2	X	X	X
	Establishments with 250 to 499 employees	—	X	X	X
	Establishments with 500 to 999 employees	—	X	X	X
	Establishments with 1,000 employees or more	—	X	X	X

See footnotes at end of table.

Table 5. Establishments, Employees, and Payroll by Industry and Employment Size of Establishments by County: 2004—Con.

[Excludes most government employees, railroad employees, and self-employed persons. Size class 1 to 4 employees includes establishments having payroll, but no employees, during mid-March pay period. For meaning of abbreviations and symbols, see introductory text. For explanation of terms, see Appendix A. For statement on reliability, see the note at the end of the table and Appendix C]

NAICS code	Geography, kind of business, and employment size class	Establishments (number)	Paid employees for pay period including March 12 (number)	First-quarter payroll (\$1,000)	Annual payroll (\$1,000)
	MIDDLESEX—Con.				
54	Professional, scientific, and technical services—Con.				
541	Professional, scientific, and technical services—Con.				
5419	Other professional, scientific, and technical services—Con.				
54191	Marketing research and public opinion polling				
	All establishments	28	616	6 183	26 094
	Establishments with 1 to 4 employees	14	X	X	X
	Establishments with 5 to 9 employees	4	X	X	X
	Establishments with 10 to 19 employees	2	X	X	X
	Establishments with 20 to 49 employees	5	X	X	X
	Establishments with 50 to 99 employees	2	X	X	X
	Establishments with 100 to 249 employees	1	X	X	X
	Establishments with 250 to 499 employees	—	X	X	X
	Establishments with 500 to 999 employees	—	X	X	X
	Establishments with 1,000 employees or more	—	X	X	X
541910	Marketing research and public opinion polling				
	All establishments	28	616	6 183	26 094
	Establishments with 1 to 4 employees	14	X	X	X
	Establishments with 5 to 9 employees	4	X	X	X
	Establishments with 10 to 19 employees	2	X	X	X
	Establishments with 20 to 49 employees	5	X	X	X
	Establishments with 50 to 99 employees	2	X	X	X
	Establishments with 100 to 249 employees	1	X	X	X
	Establishments with 250 to 499 employees	—	X	X	X
	Establishments with 500 to 999 employees	—	X	X	X
	Establishments with 1,000 employees or more	—	X	X	X
54192	Photographic services				
	All establishments	36	249	697	2 993
	Establishments with 1 to 4 employees	22	X	X	X
	Establishments with 5 to 9 employees	6	X	X	X
	Establishments with 10 to 19 employees	5	X	X	X
	Establishments with 20 to 49 employees	2	X	X	X
	Establishments with 50 to 99 employees	1	X	X	X
	Establishments with 100 to 249 employees	—	X	X	X
	Establishments with 250 to 499 employees	—	X	X	X
	Establishments with 500 to 999 employees	—	X	X	X
	Establishments with 1,000 employees or more	—	X	X	X
541921	Photography studios, portrait				
	All establishments	29	149	449	2 114
	Establishments with 1 to 4 employees	17	X	X	X
	Establishments with 5 to 9 employees	6	X	X	X
	Establishments with 10 to 19 employees	5	X	X	X
	Establishments with 20 to 49 employees	1	X	X	X
	Establishments with 50 to 99 employees	—	X	X	X
	Establishments with 100 to 249 employees	—	X	X	X
	Establishments with 250 to 499 employees	—	X	X	X
	Establishments with 500 to 999 employees	—	X	X	X
	Establishments with 1,000 employees or more	—	X	X	X
541922	Commercial photography				
	All establishments	7	100	248	879
	Establishments with 1 to 4 employees	5	X	X	X
	Establishments with 5 to 9 employees	—	X	X	X
	Establishments with 10 to 19 employees	—	X	X	X
	Establishments with 20 to 49 employees	1	X	X	X
	Establishments with 50 to 99 employees	1	X	X	X
	Establishments with 100 to 249 employees	—	X	X	X
	Establishments with 250 to 499 employees	—	X	X	X
	Establishments with 500 to 999 employees	—	X	X	X
	Establishments with 1,000 employees or more	—	X	X	X
54194	Veterinary services				
	All establishments	36	697	4 215	18 356
	Establishments with 1 to 4 employees	9	X	X	X
	Establishments with 5 to 9 employees	12	X	X	X
	Establishments with 10 to 19 employees	6	X	X	X
	Establishments with 20 to 49 employees	8	X	X	X
	Establishments with 50 to 99 employees	—	X	X	X
	Establishments with 100 to 249 employees	1	X	X	X
	Establishments with 250 to 499 employees	—	X	X	X
	Establishments with 500 to 999 employees	—	X	X	X
	Establishments with 1,000 employees or more	—	X	X	X
541940	Veterinary services				
	All establishments	36	697	4 215	18 356
	Establishments with 1 to 4 employees	9	X	X	X
	Establishments with 5 to 9 employees	12	X	X	X
	Establishments with 10 to 19 employees	6	X	X	X
	Establishments with 20 to 49 employees	8	X	X	X
	Establishments with 50 to 99 employees	—	X	X	X
	Establishments with 100 to 249 employees	1	X	X	X
	Establishments with 250 to 499 employees	—	X	X	X
	Establishments with 500 to 999 employees	—	X	X	X
	Establishments with 1,000 employees or more	—	X	X	X

See footnotes at end of table.

Table 5. Establishments, Employees, and Payroll by Industry and Employment Size of Establishments by County: 2004—Con.

[Excludes most government employees, railroad employees, and self-employed persons. Size class 1 to 4 employees includes establishments having payroll, but no employees, during mid-March pay period. For meaning of abbreviations and symbols, see introductory text. For explanation of terms, see Appendix A. For statement on reliability, see the note at the end of the table and Appendix C]

NAICS code	Geography, kind of business, and employment size class	Establishments (number)	Paid employees for pay period including March 12 (number)	First-quarter payroll (\$1,000)	Annual payroll (\$1,000)
	MIDDLESEX—Con.				
54	Professional, scientific, and technical services—Con.				
541	Professional, scientific, and technical services—Con.				
5419	Other professional, scientific, and technical services—Con.				
54199	All other professional, scientific, and technical services				
	All establishments	76	298	2 982	13 746
	Establishments with 1 to 4 employees	60	X	X	X
	Establishments with 5 to 9 employees	8	X	X	X
	Establishments with 10 to 19 employees	3	X	X	X
	Establishments with 20 to 49 employees	5	X	X	X
	Establishments with 50 to 99 employees	—	X	X	X
	Establishments with 100 to 249 employees	—	X	X	X
	Establishments with 250 to 499 employees	—	X	X	X
	Establishments with 500 to 999 employees	—	X	X	X
	Establishments with 1,000 employees or more	—	X	X	X
541990	All other professional, scientific, and technical services				
	All establishments	76	298	2 982	13 746
	Establishments with 1 to 4 employees	60	X	X	X
	Establishments with 5 to 9 employees	8	X	X	X
	Establishments with 10 to 19 employees	3	X	X	X
	Establishments with 20 to 49 employees	5	X	X	X
	Establishments with 50 to 99 employees	—	X	X	X
	Establishments with 100 to 249 employees	—	X	X	X
	Establishments with 250 to 499 employees	—	X	X	X
	Establishments with 500 to 999 employees	—	X	X	X
	Establishments with 1,000 employees or more	—	X	X	X
55	Management of companies and enterprises				
	All establishments	133	20 262	673 235	2 166 522
	Establishments with 1 to 4 employees	37	X	X	X
	Establishments with 5 to 9 employees	16	X	X	X
	Establishments with 10 to 19 employees	17	X	X	X
	Establishments with 20 to 49 employees	20	X	X	X
	Establishments with 50 to 99 employees	9	X	X	X
	Establishments with 100 to 249 employees	13	X	X	X
	Establishments with 250 to 499 employees	7	X	X	X
	Establishments with 500 to 999 employees	8	X	X	X
	Establishments with 1,000 employees or more	6	X	X	X
551	Management of companies and enterprises				
	All establishments	133	20 262	673 235	2 166 522
	Establishments with 1 to 4 employees	37	X	X	X
	Establishments with 5 to 9 employees	16	X	X	X
	Establishments with 10 to 19 employees	17	X	X	X
	Establishments with 20 to 49 employees	20	X	X	X
	Establishments with 50 to 99 employees	9	X	X	X
	Establishments with 100 to 249 employees	13	X	X	X
	Establishments with 250 to 499 employees	7	X	X	X
	Establishments with 500 to 999 employees	8	X	X	X
	Establishments with 1,000 employees or more	6	X	X	X
5511	Management of companies and enterprises				
	All establishments	133	20 262	673 235	2 166 522
	Establishments with 1 to 4 employees	37	X	X	X
	Establishments with 5 to 9 employees	16	X	X	X
	Establishments with 10 to 19 employees	17	X	X	X
	Establishments with 20 to 49 employees	20	X	X	X
	Establishments with 50 to 99 employees	9	X	X	X
	Establishments with 100 to 249 employees	13	X	X	X
	Establishments with 250 to 499 employees	7	X	X	X
	Establishments with 500 to 999 employees	8	X	X	X
	Establishments with 1,000 employees or more	6	X	X	X
55111	Management of companies and enterprises				
	All establishments	133	20 262	673 235	2 166 522
	Establishments with 1 to 4 employees	37	X	X	X
	Establishments with 5 to 9 employees	16	X	X	X
	Establishments with 10 to 19 employees	17	X	X	X
	Establishments with 20 to 49 employees	20	X	X	X
	Establishments with 50 to 99 employees	9	X	X	X
	Establishments with 100 to 249 employees	13	X	X	X
	Establishments with 250 to 499 employees	7	X	X	X
	Establishments with 500 to 999 employees	8	X	X	X
	Establishments with 1,000 employees or more	6	X	X	X
551112	Offices of other holding companies				
	All establishments	25	f	D	D
	Establishments with 1 to 4 employees	13	X	X	X
	Establishments with 5 to 9 employees	7	X	X	X
	Establishments with 10 to 19 employees	—	X	X	X
	Establishments with 20 to 49 employees	4	X	X	X
	Establishments with 50 to 99 employees	—	X	X	X
	Establishments with 100 to 249 employees	—	X	X	X
	Establishments with 250 to 499 employees	—	X	X	X
	Establishments with 500 to 999 employees	1	X	X	X
	Establishments with 1,000 employees or more	—	X	X	X

See footnotes at end of table.

Table 5. Establishments, Employees, and Payroll by Industry and Employment Size of Establishments by County: 2004—Con.

[Excludes most government employees, railroad employees, and self-employed persons. Size class 1 to 4 employees includes establishments having payroll, but no employees, during mid-March pay period. For meaning of abbreviations and symbols, see introductory text. For explanation of terms, see Appendix A. For statement on reliability, see the note at the end of the table and Appendix C]

NAICS code	Geography, kind of business, and employment size class	Establishments (number)	Paid employees for pay period including March 12 (number)	First-quarter payroll (\$1,000)	Annual payroll (\$1,000)
	MIDDLESEX—Con.				
55	Management of companies and enterprises—Con.				
551	Management of companies and enterprises—Con.				
5511	Management of companies and enterprises—Con.				
55111	Management of companies and enterprises—Con.				
551114	Corporate, subsidiary, and regional managing offices				
	All establishments	107	19 379	668 012	2 149 574
	Establishments with 1 to 4 employees	23	X	X	X
	Establishments with 5 to 9 employees	9	X	X	X
	Establishments with 10 to 19 employees	17	X	X	X
	Establishments with 20 to 49 employees	16	X	X	X
	Establishments with 50 to 99 employees	9	X	X	X
	Establishments with 100 to 249 employees	13	X	X	X
	Establishments with 250 to 499 employees	7	X	X	X
	Establishments with 500 to 999 employees	7	X	X	X
	Establishments with 1,000 employees or more	6	X	X	X
56	Administrative and support and waste management and remediation services				
	All establishments	1 141	47 086	258 195	1 113 959
	Establishments with 1 to 4 employees	640	X	X	X
	Establishments with 5 to 9 employees	141	X	X	X
	Establishments with 10 to 19 employees	124	X	X	X
	Establishments with 20 to 49 employees	102	X	X	X
	Establishments with 50 to 99 employees	52	X	X	X
	Establishments with 100 to 249 employees	53	X	X	X
	Establishments with 250 to 499 employees	18	X	X	X
	Establishments with 500 to 999 employees	5	X	X	X
	Establishments with 1,000 employees or more	6	X	X	X
561	Administrative and support services				
	All establishments	1 086	46 008	246 347	1 059 153
	Establishments with 1 to 4 employees	618	X	X	X
	Establishments with 5 to 9 employees	133	X	X	X
	Establishments with 10 to 19 employees	113	X	X	X
	Establishments with 20 to 49 employees	92	X	X	X
	Establishments with 50 to 99 employees	51	X	X	X
	Establishments with 100 to 249 employees	50	X	X	X
	Establishments with 250 to 499 employees	18	X	X	X
	Establishments with 500 to 999 employees	5	X	X	X
	Establishments with 1,000 employees or more	6	X	X	X
5611	Office administrative services				
	All establishments	82	1 206	19 174	68 719
	Establishments with 1 to 4 employees	48	X	X	X
	Establishments with 5 to 9 employees	12	X	X	X
	Establishments with 10 to 19 employees	6	X	X	X
	Establishments with 20 to 49 employees	8	X	X	X
	Establishments with 50 to 99 employees	6	X	X	X
	Establishments with 100 to 249 employees	1	X	X	X
	Establishments with 250 to 499 employees	1	X	X	X
	Establishments with 500 to 999 employees	—	X	X	X
	Establishments with 1,000 employees or more	—	X	X	X
56111	Office administrative services				
	All establishments	82	1 206	19 174	68 719
	Establishments with 1 to 4 employees	48	X	X	X
	Establishments with 5 to 9 employees	12	X	X	X
	Establishments with 10 to 19 employees	6	X	X	X
	Establishments with 20 to 49 employees	8	X	X	X
	Establishments with 50 to 99 employees	6	X	X	X
	Establishments with 100 to 249 employees	1	X	X	X
	Establishments with 250 to 499 employees	1	X	X	X
	Establishments with 500 to 999 employees	—	X	X	X
	Establishments with 1,000 employees or more	—	X	X	X
561110	Office administrative services				
	All establishments	82	1 206	19 174	68 719
	Establishments with 1 to 4 employees	48	X	X	X
	Establishments with 5 to 9 employees	12	X	X	X
	Establishments with 10 to 19 employees	6	X	X	X
	Establishments with 20 to 49 employees	8	X	X	X
	Establishments with 50 to 99 employees	6	X	X	X
	Establishments with 100 to 249 employees	1	X	X	X
	Establishments with 250 to 499 employees	1	X	X	X
	Establishments with 500 to 999 employees	—	X	X	X
	Establishments with 1,000 employees or more	—	X	X	X
5612	Facilities support services				
	All establishments	18	124	1 335	5 583
	Establishments with 1 to 4 employees	13	X	X	X
	Establishments with 5 to 9 employees	2	X	X	X
	Establishments with 10 to 19 employees	2	X	X	X
	Establishments with 20 to 49 employees	—	X	X	X
	Establishments with 50 to 99 employees	1	X	X	X
	Establishments with 100 to 249 employees	—	X	X	X
	Establishments with 250 to 499 employees	—	X	X	X
	Establishments with 500 to 999 employees	—	X	X	X

See footnotes at end of table.

Table 5. Establishments, Employees, and Payroll by Industry and Employment Size of Establishments by County: 2004—Con.

[Excludes most government employees, railroad employees, and self-employed persons. Size class 1 to 4 employees includes establishments having payroll, but no employees, during mid-March pay period. For meaning of abbreviations and symbols, see introductory text. For explanation of terms, see Appendix A. For statement on reliability, see the note at the end of the table and Appendix C]

NAICS code	Geography, kind of business, and employment size class	Establishments (number)	Paid employees for pay period including March 12 (number)	First-quarter payroll (\$1,000)	Annual payroll (\$1,000)
56	MIDDLESEX—Con.				
	Administrative and support and waste management and remediation services—Con.				
561	Administrative and support services—Con.				
5612	Facilities support services—Con.				
	All establishments—Con.				
	Establishments with 1,000 employees or more	—	X	X	X
56121	Facilities support services				
	All establishments	18	124	1 335	5 583
	Establishments with 1 to 4 employees	13	X	X	X
	Establishments with 5 to 9 employees	2	X	X	X
	Establishments with 10 to 19 employees	2	X	X	X
	Establishments with 20 to 49 employees	—	X	X	X
	Establishments with 50 to 99 employees	1	X	X	X
	Establishments with 100 to 249 employees	—	X	X	X
	Establishments with 250 to 499 employees	—	X	X	X
	Establishments with 500 to 999 employees	—	X	X	X
	Establishments with 1,000 employees or more	—	X	X	X
561210	Facilities support services				
	All establishments	18	124	1 335	5 583
	Establishments with 1 to 4 employees	13	X	X	X
	Establishments with 5 to 9 employees	2	X	X	X
	Establishments with 10 to 19 employees	2	X	X	X
	Establishments with 20 to 49 employees	—	X	X	X
	Establishments with 50 to 99 employees	1	X	X	X
	Establishments with 100 to 249 employees	—	X	X	X
	Establishments with 250 to 499 employees	—	X	X	X
	Establishments with 500 to 999 employees	—	X	X	X
	Establishments with 1,000 employees or more	—	X	X	X
5613	Employment services				
	All establishments	218	20 757	145 204	617 109
	Establishments with 1 to 4 employees	63	X	X	X
	Establishments with 5 to 9 employees	26	X	X	X
	Establishments with 10 to 19 employees	31	X	X	X
	Establishments with 20 to 49 employees	33	X	X	X
	Establishments with 50 to 99 employees	20	X	X	X
	Establishments with 100 to 249 employees	28	X	X	X
	Establishments with 250 to 499 employees	11	X	X	X
	Establishments with 500 to 999 employees	3	X	X	X
	Establishments with 1,000 employees or more	3	X	X	X
56131	Employment placement agencies				
	All establishments	37	661	7 099	28 859
	Establishments with 1 to 4 employees	15	X	X	X
	Establishments with 5 to 9 employees	8	X	X	X
	Establishments with 10 to 19 employees	8	X	X	X
	Establishments with 20 to 49 employees	4	X	X	X
	Establishments with 50 to 99 employees	—	X	X	X
	Establishments with 100 to 249 employees	2	X	X	X
	Establishments with 250 to 499 employees	—	X	X	X
	Establishments with 500 to 999 employees	—	X	X	X
	Establishments with 1,000 employees or more	—	X	X	X
561310	Employment placement agencies				
	All establishments	37	661	7 099	28 859
	Establishments with 1 to 4 employees	15	X	X	X
	Establishments with 5 to 9 employees	8	X	X	X
	Establishments with 10 to 19 employees	8	X	X	X
	Establishments with 20 to 49 employees	4	X	X	X
	Establishments with 50 to 99 employees	—	X	X	X
	Establishments with 100 to 249 employees	2	X	X	X
	Establishments with 250 to 499 employees	—	X	X	X
	Establishments with 500 to 999 employees	—	X	X	X
	Establishments with 1,000 employees or more	—	X	X	X
56132	Temporary help services				
	All establishments	161	16 214	91 941	404 467
	Establishments with 1 to 4 employees	43	X	X	X
	Establishments with 5 to 9 employees	16	X	X	X
	Establishments with 10 to 19 employees	17	X	X	X
	Establishments with 20 to 49 employees	27	X	X	X
	Establishments with 50 to 99 employees	19	X	X	X
	Establishments with 100 to 249 employees	24	X	X	X
	Establishments with 250 to 499 employees	11	X	X	X
	Establishments with 500 to 999 employees	2	X	X	X
	Establishments with 1,000 employees or more	2	X	X	X
561320	Temporary help services				
	All establishments	161	16 214	91 941	404 467
	Establishments with 1 to 4 employees	43	X	X	X
	Establishments with 5 to 9 employees	16	X	X	X
	Establishments with 10 to 19 employees	17	X	X	X
	Establishments with 20 to 49 employees	27	X	X	X
	Establishments with 50 to 99 employees	19	X	X	X
	Establishments with 100 to 249 employees	24	X	X	X

See footnotes at end of table.

Table 5. Establishments, Employees, and Payroll by Industry and Employment Size of Establishments by County: 2004—Con.

[Excludes most government employees, railroad employees, and self-employed persons. Size class 1 to 4 employees includes establishments having payroll, but no employees, during mid-March pay period. For meaning of abbreviations and symbols, see introductory text. For explanation of terms, see Appendix A. For statement on reliability, see the note at the end of the table and Appendix C]

NAICS code	Geography, kind of business, and employment size class	Establishments (number)	Paid employees for pay period including March 12 (number)	First-quarter payroll (\$1,000)	Annual payroll (\$1,000)
	MIDDLESEX—Con.				
56	Administrative and support and waste management and remediation services—Con.				
561	Administrative and support services—Con.				
5613	Employment services—Con.				
56132	Temporary help services—Con.				
561320	Temporary help services—Con.				
	All establishments—Con.				
	Establishments with 250 to 499 employees	11	X	X	X
	Establishments with 500 to 999 employees	2	X	X	X
	Establishments with 1,000 employees or more	2	X	X	X
56133	Professional employer organizations				
	All establishments	20	3 882	46 164	183 783
	Establishments with 1 to 4 employees	5	X	X	X
	Establishments with 5 to 9 employees	2	X	X	X
	Establishments with 10 to 19 employees	6	X	X	X
	Establishments with 20 to 49 employees	2	X	X	X
	Establishments with 50 to 99 employees	1	X	X	X
	Establishments with 100 to 249 employees	2	X	X	X
	Establishments with 250 to 499 employees	—	X	X	X
	Establishments with 500 to 999 employees	1	X	X	X
	Establishments with 1,000 employees or more	1	X	X	X
561330	Professional employer organizations				
	All establishments	20	3 882	46 164	183 783
	Establishments with 1 to 4 employees	5	X	X	X
	Establishments with 5 to 9 employees	2	X	X	X
	Establishments with 10 to 19 employees	6	X	X	X
	Establishments with 20 to 49 employees	2	X	X	X
	Establishments with 50 to 99 employees	1	X	X	X
	Establishments with 100 to 249 employees	2	X	X	X
	Establishments with 250 to 499 employees	—	X	X	X
	Establishments with 500 to 999 employees	1	X	X	X
	Establishments with 1,000 employees or more	1	X	X	X
5614	Business support services				
	All establishments	102	11 793	24 494	98 327
	Establishments with 1 to 4 employees	52	X	X	X
	Establishments with 5 to 9 employees	19	X	X	X
	Establishments with 10 to 19 employees	12	X	X	X
	Establishments with 20 to 49 employees	9	X	X	X
	Establishments with 50 to 99 employees	5	X	X	X
	Establishments with 100 to 249 employees	3	X	X	X
	Establishments with 250 to 499 employees	1	X	X	X
	Establishments with 500 to 999 employees	—	X	X	X
	Establishments with 1,000 employees or more	1	X	X	X
56141	Document preparation services				
	All establishments	24	221	1 415	5 899
	Establishments with 1 to 4 employees	15	X	X	X
	Establishments with 5 to 9 employees	4	X	X	X
	Establishments with 10 to 19 employees	3	X	X	X
	Establishments with 20 to 49 employees	1	X	X	X
	Establishments with 50 to 99 employees	—	X	X	X
	Establishments with 100 to 249 employees	1	X	X	X
	Establishments with 250 to 499 employees	—	X	X	X
	Establishments with 500 to 999 employees	—	X	X	X
	Establishments with 1,000 employees or more	—	X	X	X
561410	Document preparation services				
	All establishments	24	221	1 415	5 899
	Establishments with 1 to 4 employees	15	X	X	X
	Establishments with 5 to 9 employees	4	X	X	X
	Establishments with 10 to 19 employees	3	X	X	X
	Establishments with 20 to 49 employees	1	X	X	X
	Establishments with 50 to 99 employees	—	X	X	X
	Establishments with 100 to 249 employees	1	X	X	X
	Establishments with 250 to 499 employees	—	X	X	X
	Establishments with 500 to 999 employees	—	X	X	X
	Establishments with 1,000 employees or more	—	X	X	X
56142	Telephone call centers				
	All establishments	14	j	D	D
	Establishments with 1 to 4 employees	5	X	X	X
	Establishments with 5 to 9 employees	3	X	X	X
	Establishments with 10 to 19 employees	1	X	X	X
	Establishments with 20 to 49 employees	2	X	X	X
	Establishments with 50 to 99 employees	2	X	X	X
	Establishments with 100 to 249 employees	—	X	X	X
	Establishments with 250 to 499 employees	—	X	X	X
	Establishments with 500 to 999 employees	—	X	X	X
	Establishments with 1,000 employees or more	1	X	X	X

See footnotes at end of table.

Table 5. Establishments, Employees, and Payroll by Industry and Employment Size of Establishments by County: 2004—Con.

[Excludes most government employees, railroad employees, and self-employed persons. Size class 1 to 4 employees includes establishments having payroll, but no employees, during mid-March pay period. For meaning of abbreviations and symbols, see introductory text. For explanation of terms, see Appendix A. For statement on reliability, see the note at the end of the table and Appendix C]

NAICS code	Geography, kind of business, and employment size class	Establishments (number)	Paid employees for pay period including March 12 (number)	First-quarter payroll (\$1,000)	Annual payroll (\$1,000)
MIDDLESEX—Con.					
56	Administrative and support and waste management and remediation services—Con.				
561	Administrative and support services—Con.				
5614	Business support services—Con.				
56142	Telephone call centers—Con.				
561422	Telemarketing bureaus				
	All establishments	4	j	D	D
	Establishments with 1 to 4 employees	1	X	X	X
	Establishments with 5 to 9 employees	—	X	X	X
	Establishments with 10 to 19 employees	—	X	X	X
	Establishments with 20 to 49 employees	—	X	X	X
	Establishments with 50 to 99 employees	2	X	X	X
	Establishments with 100 to 249 employees	—	X	X	X
	Establishments with 250 to 499 employees	—	X	X	X
	Establishments with 500 to 999 employees	—	X	X	X
	Establishments with 1,000 employees or more	1	X	X	X
56143	Business service centers				
	All establishments	27	161	939	3 989
	Establishments with 1 to 4 employees	14	X	X	X
	Establishments with 5 to 9 employees	9	X	X	X
	Establishments with 10 to 19 employees	3	X	X	X
	Establishments with 20 to 49 employees	1	X	X	X
	Establishments with 50 to 99 employees	—	X	X	X
	Establishments with 100 to 249 employees	—	X	X	X
	Establishments with 250 to 499 employees	—	X	X	X
	Establishments with 500 to 999 employees	—	X	X	X
	Establishments with 1,000 employees or more	—	X	X	X
561439	Other business service centers (including copy shops)				
	All establishments	15	124	832	3 467
	Establishments with 1 to 4 employees	5	X	X	X
	Establishments with 5 to 9 employees	6	X	X	X
	Establishments with 10 to 19 employees	3	X	X	X
	Establishments with 20 to 49 employees	1	X	X	X
	Establishments with 50 to 99 employees	—	X	X	X
	Establishments with 100 to 249 employees	—	X	X	X
	Establishments with 250 to 499 employees	—	X	X	X
	Establishments with 500 to 999 employees	—	X	X	X
	Establishments with 1,000 employees or more	—	X	X	X
56144	Collection agencies				
	All establishments	18	578	4 842	20 211
	Establishments with 1 to 4 employees	7	X	X	X
	Establishments with 5 to 9 employees	1	X	X	X
	Establishments with 10 to 19 employees	3	X	X	X
	Establishments with 20 to 49 employees	3	X	X	X
	Establishments with 50 to 99 employees	3	X	X	X
	Establishments with 100 to 249 employees	1	X	X	X
	Establishments with 250 to 499 employees	—	X	X	X
	Establishments with 500 to 999 employees	—	X	X	X
	Establishments with 1,000 employees or more	—	X	X	X
561440	Collection agencies				
	All establishments	18	578	4 842	20 211
	Establishments with 1 to 4 employees	7	X	X	X
	Establishments with 5 to 9 employees	1	X	X	X
	Establishments with 10 to 19 employees	3	X	X	X
	Establishments with 20 to 49 employees	3	X	X	X
	Establishments with 50 to 99 employees	3	X	X	X
	Establishments with 100 to 249 employees	1	X	X	X
	Establishments with 250 to 499 employees	—	X	X	X
	Establishments with 500 to 999 employees	—	X	X	X
	Establishments with 1,000 employees or more	—	X	X	X
56149	Other business support services				
	All establishments	17	499	2 364	10 324
	Establishments with 1 to 4 employees	10	X	X	X
	Establishments with 5 to 9 employees	2	X	X	X
	Establishments with 10 to 19 employees	2	X	X	X
	Establishments with 20 to 49 employees	1	X	X	X
	Establishments with 50 to 99 employees	—	X	X	X
	Establishments with 100 to 249 employees	1	X	X	X
	Establishments with 250 to 499 employees	1	X	X	X
	Establishments with 500 to 999 employees	—	X	X	X
	Establishments with 1,000 employees or more	—	X	X	X
561499	All other business support services				
	All establishments	4	465	2 077	8 985
	Establishments with 1 to 4 employees	—	X	X	X
	Establishments with 5 to 9 employees	—	X	X	X
	Establishments with 10 to 19 employees	1	X	X	X
	Establishments with 20 to 49 employees	1	X	X	X
	Establishments with 50 to 99 employees	—	X	X	X
	Establishments with 100 to 249 employees	1	X	X	X
	Establishments with 250 to 499 employees	1	X	X	X

See footnotes at end of table.

Table 5. Establishments, Employees, and Payroll by Industry and Employment Size of Establishments by County: 2004—Con.

[Excludes most government employees, railroad employees, and self-employed persons. Size class 1 to 4 employees includes establishments having payroll, but no employees, during mid-March pay period. For meaning of abbreviations and symbols, see introductory text. For explanation of terms, see Appendix A. For statement on reliability, see the note at the end of the table and Appendix C]

NAICS code	Geography, kind of business, and employment size class	Establishments (number)	Paid employees for pay period including March 12 (number)	First-quarter payroll (\$1,000)	Annual payroll (\$1,000)
	MIDDLESEX—Con.				
56	Administrative and support and waste management and remediation services—Con.				
561	Administrative and support services—Con.				
5614	Business support services—Con.				
56149	Other business support services—Con.				
561499	All other business support services—Con.				
	All establishments—Con.				
	Establishments with 500 to 999 employees	—	X	X	X
	Establishments with 1,000 employees or more	—	X	X	X
5615	Travel arrangement and reservation services				
	All establishments	91	667	4 310	18 829
	Establishments with 1 to 4 employees	66	X	X	X
	Establishments with 5 to 9 employees	13	X	X	X
	Establishments with 10 to 19 employees	7	X	X	X
	Establishments with 20 to 49 employees	2	X	X	X
	Establishments with 50 to 99 employees	2	X	X	X
	Establishments with 100 to 249 employees	1	X	X	X
	Establishments with 250 to 499 employees	—	X	X	X
	Establishments with 500 to 999 employees	—	X	X	X
	Establishments with 1,000 employees or more	—	X	X	X
56151	Travel agencies				
	All establishments	82	613	3 896	17 112
	Establishments with 1 to 4 employees	62	X	X	X
	Establishments with 5 to 9 employees	10	X	X	X
	Establishments with 10 to 19 employees	5	X	X	X
	Establishments with 20 to 49 employees	2	X	X	X
	Establishments with 50 to 99 employees	2	X	X	X
	Establishments with 100 to 249 employees	1	X	X	X
	Establishments with 250 to 499 employees	—	X	X	X
	Establishments with 500 to 999 employees	—	X	X	X
	Establishments with 1,000 employees or more	—	X	X	X
561510	Travel agencies				
	All establishments	82	613	3 896	17 112
	Establishments with 1 to 4 employees	62	X	X	X
	Establishments with 5 to 9 employees	10	X	X	X
	Establishments with 10 to 19 employees	5	X	X	X
	Establishments with 20 to 49 employees	2	X	X	X
	Establishments with 50 to 99 employees	2	X	X	X
	Establishments with 100 to 249 employees	1	X	X	X
	Establishments with 250 to 499 employees	—	X	X	X
	Establishments with 500 to 999 employees	—	X	X	X
	Establishments with 1,000 employees or more	—	X	X	X
5616	Investigation and security services				
	All establishments	54	2 219	14 100	60 100
	Establishments with 1 to 4 employees	22	X	X	X
	Establishments with 5 to 9 employees	7	X	X	X
	Establishments with 10 to 19 employees	8	X	X	X
	Establishments with 20 to 49 employees	4	X	X	X
	Establishments with 50 to 99 employees	4	X	X	X
	Establishments with 100 to 249 employees	8	X	X	X
	Establishments with 250 to 499 employees	1	X	X	X
	Establishments with 500 to 999 employees	—	X	X	X
	Establishments with 1,000 employees or more	—	X	X	X
56161	Investigation, guard, and armored car services				
	All establishments	32	1 690	8 905	37 146
	Establishments with 1 to 4 employees	12	X	X	X
	Establishments with 5 to 9 employees	5	X	X	X
	Establishments with 10 to 19 employees	4	X	X	X
	Establishments with 20 to 49 employees	1	X	X	X
	Establishments with 50 to 99 employees	3	X	X	X
	Establishments with 100 to 249 employees	6	X	X	X
	Establishments with 250 to 499 employees	1	X	X	X
	Establishments with 500 to 999 employees	—	X	X	X
	Establishments with 1,000 employees or more	—	X	X	X
561612	Security guards and patrol services				
	All establishments	21	1 648	8 695	36 076
	Establishments with 1 to 4 employees	5	X	X	X
	Establishments with 5 to 9 employees	3	X	X	X
	Establishments with 10 to 19 employees	2	X	X	X
	Establishments with 20 to 49 employees	1	X	X	X
	Establishments with 50 to 99 employees	3	X	X	X
	Establishments with 100 to 249 employees	6	X	X	X
	Establishments with 250 to 499 employees	1	X	X	X
	Establishments with 500 to 999 employees	—	X	X	X
	Establishments with 1,000 employees or more	—	X	X	X

See footnotes at end of table.

Table 5. Establishments, Employees, and Payroll by Industry and Employment Size of Establishments by County: 2004—Con.

[Excludes most government employees, railroad employees, and self-employed persons. Size class 1 to 4 employees includes establishments having payroll, but no employees, during mid-March pay period. For meaning of abbreviations and symbols, see introductory text. For explanation of terms, see Appendix A. For statement on reliability, see the note at the end of the table and Appendix C]

NAICS code	Geography, kind of business, and employment size class	Establishments (number)	Paid employees for pay period including March 12 (number)	First-quarter payroll (\$1,000)	Annual payroll (\$1,000)
56	MIDDLESEX—Con.				
	Administrative and support and waste management and remediation services—Con.				
561	Administrative and support services—Con.				
5616	Investigation and security services—Con.				
56162	Security systems services				
	All establishments	22	529	5 195	22 954
	Establishments with 1 to 4 employees	10	X	X	X
	Establishments with 5 to 9 employees	2	X	X	X
	Establishments with 10 to 19 employees	4	X	X	X
	Establishments with 20 to 49 employees	3	X	X	X
	Establishments with 50 to 99 employees	1	X	X	X
	Establishments with 100 to 249 employees	2	X	X	X
	Establishments with 250 to 499 employees	—	X	X	X
	Establishments with 500 to 999 employees	—	X	X	X
	Establishments with 1,000 employees or more	—	X	X	X
561621	Security systems services (except locksmiths)				
	All establishments	13	491	4 959	21 938
	Establishments with 1 to 4 employees	3	X	X	X
	Establishments with 5 to 9 employees	1	X	X	X
	Establishments with 10 to 19 employees	3	X	X	X
	Establishments with 20 to 49 employees	3	X	X	X
	Establishments with 50 to 99 employees	1	X	X	X
	Establishments with 100 to 249 employees	2	X	X	X
	Establishments with 250 to 499 employees	—	X	X	X
	Establishments with 500 to 999 employees	—	X	X	X
	Establishments with 1,000 employees or more	—	X	X	X
5617	Services to buildings and dwellings				
	All establishments	461	6 755	26 587	139 956
	Establishments with 1 to 4 employees	328	X	X	X
	Establishments with 5 to 9 employees	48	X	X	X
	Establishments with 10 to 19 employees	36	X	X	X
	Establishments with 20 to 49 employees	27	X	X	X
	Establishments with 50 to 99 employees	9	X	X	X
	Establishments with 100 to 249 employees	6	X	X	X
	Establishments with 250 to 499 employees	4	X	X	X
	Establishments with 500 to 999 employees	2	X	X	X
	Establishments with 1,000 employees or more	1	X	X	X
56171	Exterminating and pest control services				
	All establishments	26	139	1 093	5 582
	Establishments with 1 to 4 employees	17	X	X	X
	Establishments with 5 to 9 employees	5	X	X	X
	Establishments with 10 to 19 employees	3	X	X	X
	Establishments with 20 to 49 employees	1	X	X	X
	Establishments with 50 to 99 employees	—	X	X	X
	Establishments with 100 to 249 employees	—	X	X	X
	Establishments with 250 to 499 employees	—	X	X	X
	Establishments with 500 to 999 employees	—	X	X	X
	Establishments with 1,000 employees or more	—	X	X	X
561710	Exterminating and pest control services				
	All establishments	26	139	1 093	5 582
	Establishments with 1 to 4 employees	17	X	X	X
	Establishments with 5 to 9 employees	5	X	X	X
	Establishments with 10 to 19 employees	3	X	X	X
	Establishments with 20 to 49 employees	1	X	X	X
	Establishments with 50 to 99 employees	—	X	X	X
	Establishments with 100 to 249 employees	—	X	X	X
	Establishments with 250 to 499 employees	—	X	X	X
	Establishments with 500 to 999 employees	—	X	X	X
	Establishments with 1,000 employees or more	—	X	X	X
56172	Janitorial services				
	All establishments	156	4 667	16 499	71 601
	Establishments with 1 to 4 employees	92	X	X	X
	Establishments with 5 to 9 employees	22	X	X	X
	Establishments with 10 to 19 employees	18	X	X	X
	Establishments with 20 to 49 employees	10	X	X	X
	Establishments with 50 to 99 employees	5	X	X	X
	Establishments with 100 to 249 employees	3	X	X	X
	Establishments with 250 to 499 employees	3	X	X	X
	Establishments with 500 to 999 employees	2	X	X	X
	Establishments with 1,000 employees or more	1	X	X	X
561720	Janitorial services				
	All establishments	156	4 667	16 499	71 601
	Establishments with 1 to 4 employees	92	X	X	X
	Establishments with 5 to 9 employees	22	X	X	X
	Establishments with 10 to 19 employees	18	X	X	X
	Establishments with 20 to 49 employees	10	X	X	X
	Establishments with 50 to 99 employees	5	X	X	X
	Establishments with 100 to 249 employees	3	X	X	X
	Establishments with 250 to 499 employees	3	X	X	X
	Establishments with 500 to 999 employees	2	X	X	X
	Establishments with 1,000 employees or more	1	X	X	X

See footnotes at end of table.

Table 5. Establishments, Employees, and Payroll by Industry and Employment Size of Establishments by County: 2004—Con.

[Excludes most government employees, railroad employees, and self-employed persons. Size class 1 to 4 employees includes establishments having payroll, but no employees, during mid-March pay period. For meaning of abbreviations and symbols, see introductory text. For explanation of terms, see Appendix A. For statement on reliability, see the note at the end of the table and Appendix C]

NAICS code	Geography, kind of business, and employment size class	Establishments (number)	Paid employees for pay period including March 12 (number)	First-quarter payroll (\$1,000)	Annual payroll (\$1,000)
56	MIDDLESEX—Con.				
	Administrative and support and waste management and remediation services—Con.				
561	Administrative and support services—Con.				
5617	Services to buildings and dwellings—Con.				
56173	Landscaping services				
	All establishments	234	1 675	7 360	53 228
	Establishments with 1 to 4 employees	187	X	X	X
	Establishments with 5 to 9 employees	19	X	X	X
	Establishments with 10 to 19 employees	8	X	X	X
	Establishments with 20 to 49 employees	13	X	X	X
	Establishments with 50 to 99 employees	3	X	X	X
	Establishments with 100 to 249 employees	3	X	X	X
	Establishments with 250 to 499 employees	1	X	X	X
	Establishments with 500 to 999 employees	—	X	X	X
	Establishments with 1,000 employees or more	—	X	X	X
561730	Landscaping services				
	All establishments	234	1 675	7 360	53 228
	Establishments with 1 to 4 employees	187	X	X	X
	Establishments with 5 to 9 employees	19	X	X	X
	Establishments with 10 to 19 employees	8	X	X	X
	Establishments with 20 to 49 employees	13	X	X	X
	Establishments with 50 to 99 employees	3	X	X	X
	Establishments with 100 to 249 employees	3	X	X	X
	Establishments with 250 to 499 employees	1	X	X	X
	Establishments with 500 to 999 employees	—	X	X	X
	Establishments with 1,000 employees or more	—	X	X	X
56179	Other services to buildings and dwellings				
	All establishments	30	192	1 144	7 433
	Establishments with 1 to 4 employees	21	X	X	X
	Establishments with 5 to 9 employees	2	X	X	X
	Establishments with 10 to 19 employees	5	X	X	X
	Establishments with 20 to 49 employees	1	X	X	X
	Establishments with 50 to 99 employees	1	X	X	X
	Establishments with 100 to 249 employees	—	X	X	X
	Establishments with 250 to 499 employees	—	X	X	X
	Establishments with 500 to 999 employees	—	X	X	X
	Establishments with 1,000 employees or more	—	X	X	X
561790	Other services to buildings and dwellings				
	All establishments	30	192	1 144	7 433
	Establishments with 1 to 4 employees	21	X	X	X
	Establishments with 5 to 9 employees	2	X	X	X
	Establishments with 10 to 19 employees	5	X	X	X
	Establishments with 20 to 49 employees	1	X	X	X
	Establishments with 50 to 99 employees	1	X	X	X
	Establishments with 100 to 249 employees	—	X	X	X
	Establishments with 250 to 499 employees	—	X	X	X
	Establishments with 500 to 999 employees	—	X	X	X
	Establishments with 1,000 employees or more	—	X	X	X
5619	Other support services				
	All establishments	60	2 487	11 143	50 530
	Establishments with 1 to 4 employees	26	X	X	X
	Establishments with 5 to 9 employees	6	X	X	X
	Establishments with 10 to 19 employees	11	X	X	X
	Establishments with 20 to 49 employees	9	X	X	X
	Establishments with 50 to 99 employees	4	X	X	X
	Establishments with 100 to 249 employees	3	X	X	X
	Establishments with 250 to 499 employees	—	X	X	X
	Establishments with 500 to 999 employees	—	X	X	X
	Establishments with 1,000 employees or more	1	X	X	X
56191	Packaging and labeling services				
	All establishments	22	752	4 044	18 841
	Establishments with 1 to 4 employees	6	X	X	X
	Establishments with 5 to 9 employees	—	X	X	X
	Establishments with 10 to 19 employees	6	X	X	X
	Establishments with 20 to 49 employees	5	X	X	X
	Establishments with 50 to 99 employees	3	X	X	X
	Establishments with 100 to 249 employees	2	X	X	X
	Establishments with 250 to 499 employees	—	X	X	X
	Establishments with 500 to 999 employees	—	X	X	X
	Establishments with 1,000 employees or more	—	X	X	X
561910	Packaging and labeling services				
	All establishments	22	752	4 044	18 841
	Establishments with 1 to 4 employees	6	X	X	X
	Establishments with 5 to 9 employees	—	X	X	X
	Establishments with 10 to 19 employees	6	X	X	X
	Establishments with 20 to 49 employees	5	X	X	X
	Establishments with 50 to 99 employees	3	X	X	X
	Establishments with 100 to 249 employees	2	X	X	X
	Establishments with 250 to 499 employees	—	X	X	X
	Establishments with 500 to 999 employees	—	X	X	X
	Establishments with 1,000 employees or more	—	X	X	X

See footnotes at end of table.

Table 5. Establishments, Employees, and Payroll by Industry and Employment Size of Establishments by County: 2004—Con.

[Excludes most government employees, railroad employees, and self-employed persons. Size class 1 to 4 employees includes establishments having payroll, but no employees, during mid-March pay period. For meaning of abbreviations and symbols, see introductory text. For explanation of terms, see Appendix A. For statement on reliability, see the note at the end of the table and Appendix C]

NAICS code	Geography, kind of business, and employment size class	Establishments (number)	Paid employees for pay period including March 12 (number)	First-quarter payroll (\$1,000)	Annual payroll (\$1,000)
56	MIDDLESEX—Con.				
	Administrative and support and waste management and remediation services—Con.				
561	Administrative and support services—Con.				
5619	Other support services—Con.				
56199	All other support services				
	All establishments	31	1 705	6 910	30 866
	Establishments with 1 to 4 employees	15	X	X	X
	Establishments with 5 to 9 employees	6	X	X	X
	Establishments with 10 to 19 employees	3	X	X	X
	Establishments with 20 to 49 employees	4	X	X	X
	Establishments with 50 to 99 employees	1	X	X	X
	Establishments with 100 to 249 employees	1	X	X	X
	Establishments with 250 to 499 employees	—	X	X	X
	Establishments with 500 to 999 employees	—	X	X	X
	Establishments with 1,000 employees or more	1	X	X	X
561990	All other support services				
	All establishments	31	1 705	6 910	30 866
	Establishments with 1 to 4 employees	15	X	X	X
	Establishments with 5 to 9 employees	6	X	X	X
	Establishments with 10 to 19 employees	3	X	X	X
	Establishments with 20 to 49 employees	4	X	X	X
	Establishments with 50 to 99 employees	1	X	X	X
	Establishments with 100 to 249 employees	1	X	X	X
	Establishments with 250 to 499 employees	—	X	X	X
	Establishments with 500 to 999 employees	—	X	X	X
	Establishments with 1,000 employees or more	1	X	X	X
562	Waste management and remediation services				
	All establishments	55	1 078	11 848	54 806
	Establishments with 1 to 4 employees	22	X	X	X
	Establishments with 5 to 9 employees	8	X	X	X
	Establishments with 10 to 19 employees	11	X	X	X
	Establishments with 20 to 49 employees	10	X	X	X
	Establishments with 50 to 99 employees	1	X	X	X
	Establishments with 100 to 249 employees	3	X	X	X
	Establishments with 250 to 499 employees	—	X	X	X
	Establishments with 500 to 999 employees	—	X	X	X
	Establishments with 1,000 employees or more	—	X	X	X
5621	Waste collection				
	All establishments	28	593	7 288	30 964
	Establishments with 1 to 4 employees	11	X	X	X
	Establishments with 5 to 9 employees	4	X	X	X
	Establishments with 10 to 19 employees	5	X	X	X
	Establishments with 20 to 49 employees	6	X	X	X
	Establishments with 50 to 99 employees	—	X	X	X
	Establishments with 100 to 249 employees	2	X	X	X
	Establishments with 250 to 499 employees	—	X	X	X
	Establishments with 500 to 999 employees	—	X	X	X
	Establishments with 1,000 employees or more	—	X	X	X
56211	Waste collection				
	All establishments	28	593	7 288	30 964
	Establishments with 1 to 4 employees	11	X	X	X
	Establishments with 5 to 9 employees	4	X	X	X
	Establishments with 10 to 19 employees	5	X	X	X
	Establishments with 20 to 49 employees	6	X	X	X
	Establishments with 50 to 99 employees	—	X	X	X
	Establishments with 100 to 249 employees	2	X	X	X
	Establishments with 250 to 499 employees	—	X	X	X
	Establishments with 500 to 999 employees	—	X	X	X
	Establishments with 1,000 employees or more	—	X	X	X
562111	Solid waste collection				
	All establishments	20	456	5 773	24 144
	Establishments with 1 to 4 employees	9	X	X	X
	Establishments with 5 to 9 employees	3	X	X	X
	Establishments with 10 to 19 employees	3	X	X	X
	Establishments with 20 to 49 employees	3	X	X	X
	Establishments with 50 to 99 employees	—	X	X	X
	Establishments with 100 to 249 employees	2	X	X	X
	Establishments with 250 to 499 employees	—	X	X	X
	Establishments with 500 to 999 employees	—	X	X	X
	Establishments with 1,000 employees or more	—	X	X	X
5629	Remediation and other waste management services				
	All establishments	21	426	4 177	21 990
	Establishments with 1 to 4 employees	8	X	X	X
	Establishments with 5 to 9 employees	3	X	X	X
	Establishments with 10 to 19 employees	5	X	X	X
	Establishments with 20 to 49 employees	3	X	X	X
	Establishments with 50 to 99 employees	1	X	X	X
	Establishments with 100 to 249 employees	1	X	X	X
	Establishments with 250 to 499 employees	—	X	X	X
	Establishments with 500 to 999 employees	—	X	X	X
	Establishments with 1,000 employees or more	—	X	X	X

See footnotes at end of table.

Table 5. Establishments, Employees, and Payroll by Industry and Employment Size of Establishments by County: 2004—Con.

[Excludes most government employees, railroad employees, and self-employed persons. Size class 1 to 4 employees includes establishments having payroll, but no employees, during mid-March pay period. For meaning of abbreviations and symbols, see introductory text. For explanation of terms, see Appendix A. For statement on reliability, see the note at the end of the table and Appendix C]

NAICS code	Geography, kind of business, and employment size class	Establishments (number)	Paid employees for pay period including March 12 (number)	First-quarter payroll (\$1,000)	Annual payroll (\$1,000)
56	MIDDLESEX—Con.				
	Administrative and support and waste management and remediation services—Con.				
562	Waste management and remediation services—Con.				
5629	Remediation and other waste management services—Con.				
56291	Remediation services				
	All establishments	12	163	1 807	9 084
	Establishments with 1 to 4 employees	4	X	X	X
	Establishments with 5 to 9 employees	2	X	X	X
	Establishments with 10 to 19 employees	3	X	X	X
	Establishments with 20 to 49 employees	3	X	X	X
	Establishments with 50 to 99 employees	—	X	X	X
	Establishments with 100 to 249 employees	—	X	X	X
	Establishments with 250 to 499 employees	—	X	X	X
	Establishments with 500 to 999 employees	—	X	X	X
	Establishments with 1,000 employees or more	—	X	X	X
562910	Remediation services				
	All establishments	12	163	1 807	9 084
	Establishments with 1 to 4 employees	4	X	X	X
	Establishments with 5 to 9 employees	2	X	X	X
	Establishments with 10 to 19 employees	3	X	X	X
	Establishments with 20 to 49 employees	3	X	X	X
	Establishments with 50 to 99 employees	—	X	X	X
	Establishments with 100 to 249 employees	—	X	X	X
	Establishments with 250 to 499 employees	—	X	X	X
	Establishments with 500 to 999 employees	—	X	X	X
	Establishments with 1,000 employees or more	—	X	X	X
56299	All other waste management services				
	All establishments	7	c	D	D
	Establishments with 1 to 4 employees	3	X	X	X
	Establishments with 5 to 9 employees	1	X	X	X
	Establishments with 10 to 19 employees	1	X	X	X
	Establishments with 20 to 49 employees	—	X	X	X
	Establishments with 50 to 99 employees	1	X	X	X
	Establishments with 100 to 249 employees	1	X	X	X
	Establishments with 250 to 499 employees	—	X	X	X
	Establishments with 500 to 999 employees	—	X	X	X
	Establishments with 1,000 employees or more	—	X	X	X
562991	Septic tank and related services				
	All establishments	4	237	2 172	12 010
	Establishments with 1 to 4 employees	—	X	X	X
	Establishments with 5 to 9 employees	1	X	X	X
	Establishments with 10 to 19 employees	1	X	X	X
	Establishments with 20 to 49 employees	—	X	X	X
	Establishments with 50 to 99 employees	1	X	X	X
	Establishments with 100 to 249 employees	1	X	X	X
	Establishments with 250 to 499 employees	—	X	X	X
	Establishments with 500 to 999 employees	—	X	X	X
	Establishments with 1,000 employees or more	—	X	X	X
61	Educational services				
	All establishments	256	3 885	24 283	101 347
	Establishments with 1 to 4 employees	132	X	X	X
	Establishments with 5 to 9 employees	43	X	X	X
	Establishments with 10 to 19 employees	36	X	X	X
	Establishments with 20 to 49 employees	23	X	X	X
	Establishments with 50 to 99 employees	16	X	X	X
	Establishments with 100 to 249 employees	5	X	X	X
	Establishments with 250 to 499 employees	1	X	X	X
	Establishments with 500 to 999 employees	—	X	X	X
	Establishments with 1,000 employees or more	—	X	X	X
611	Educational services				
	All establishments	256	3 885	24 283	101 347
	Establishments with 1 to 4 employees	132	X	X	X
	Establishments with 5 to 9 employees	43	X	X	X
	Establishments with 10 to 19 employees	36	X	X	X
	Establishments with 20 to 49 employees	23	X	X	X
	Establishments with 50 to 99 employees	16	X	X	X
	Establishments with 100 to 249 employees	5	X	X	X
	Establishments with 250 to 499 employees	1	X	X	X
	Establishments with 500 to 999 employees	—	X	X	X
	Establishments with 1,000 employees or more	—	X	X	X
6111	Elementary and secondary schools				
	All establishments	44	1 543	10 847	42 117
	Establishments with 1 to 4 employees	12	X	X	X
	Establishments with 5 to 9 employees	5	X	X	X
	Establishments with 10 to 19 employees	4	X	X	X
	Establishments with 20 to 49 employees	8	X	X	X
	Establishments with 50 to 99 employees	12	X	X	X
	Establishments with 100 to 249 employees	3	X	X	X
	Establishments with 250 to 499 employees	—	X	X	X
	Establishments with 500 to 999 employees	—	X	X	X
	Establishments with 1,000 employees or more	—	X	X	X

See footnotes at end of table.

Table 5. Establishments, Employees, and Payroll by Industry and Employment Size of Establishments by County: 2004—Con.

[Excludes most government employees, railroad employees, and self-employed persons. Size class 1 to 4 employees includes establishments having payroll, but no employees, during mid-March pay period. For meaning of abbreviations and symbols, see introductory text. For explanation of terms, see Appendix A. For statement on reliability, see the note at the end of the table and Appendix C]

NAICS code	Geography, kind of business, and employment size class	Establishments (number)	Paid employees for pay period including March 12 (number)	First-quarter payroll (\$1,000)	Annual payroll (\$1,000)
61	MIDDLESEX—Con.				
	Educational services—Con.				
611	Educational services—Con.				
6111	Elementary and secondary schools—Con.				
61111	Elementary and secondary schools				
	All establishments	44	1 543	10 847	42 117
	Establishments with 1 to 4 employees	12	X	X	X
	Establishments with 5 to 9 employees	5	X	X	X
	Establishments with 10 to 19 employees	4	X	X	X
	Establishments with 20 to 49 employees	8	X	X	X
	Establishments with 50 to 99 employees	12	X	X	X
	Establishments with 100 to 249 employees	3	X	X	X
	Establishments with 250 to 499 employees	—	X	X	X
	Establishments with 500 to 999 employees	—	X	X	X
	Establishments with 1,000 employees or more	—	X	X	X
611110	Elementary and secondary schools				
	All establishments	44	1 543	10 847	42 117
	Establishments with 1 to 4 employees	12	X	X	X
	Establishments with 5 to 9 employees	5	X	X	X
	Establishments with 10 to 19 employees	4	X	X	X
	Establishments with 20 to 49 employees	8	X	X	X
	Establishments with 50 to 99 employees	12	X	X	X
	Establishments with 100 to 249 employees	3	X	X	X
	Establishments with 250 to 499 employees	—	X	X	X
	Establishments with 500 to 999 employees	—	X	X	X
	Establishments with 1,000 employees or more	—	X	X	X
6112	Junior colleges				
	All establishments	4	293	2 336	10 140
	Establishments with 1 to 4 employees	2	X	X	X
	Establishments with 5 to 9 employees	—	X	X	X
	Establishments with 10 to 19 employees	—	X	X	X
	Establishments with 20 to 49 employees	—	X	X	X
	Establishments with 50 to 99 employees	—	X	X	X
	Establishments with 100 to 249 employees	2	X	X	X
	Establishments with 250 to 499 employees	—	X	X	X
	Establishments with 500 to 999 employees	—	X	X	X
	Establishments with 1,000 employees or more	—	X	X	X
61121	Junior colleges				
	All establishments	4	293	2 336	10 140
	Establishments with 1 to 4 employees	2	X	X	X
	Establishments with 5 to 9 employees	—	X	X	X
	Establishments with 10 to 19 employees	—	X	X	X
	Establishments with 20 to 49 employees	—	X	X	X
	Establishments with 50 to 99 employees	—	X	X	X
	Establishments with 100 to 249 employees	2	X	X	X
	Establishments with 250 to 499 employees	—	X	X	X
	Establishments with 500 to 999 employees	—	X	X	X
	Establishments with 1,000 employees or more	—	X	X	X
611210	Junior colleges				
	All establishments	4	293	2 336	10 140
	Establishments with 1 to 4 employees	2	X	X	X
	Establishments with 5 to 9 employees	—	X	X	X
	Establishments with 10 to 19 employees	—	X	X	X
	Establishments with 20 to 49 employees	—	X	X	X
	Establishments with 50 to 99 employees	—	X	X	X
	Establishments with 100 to 249 employees	2	X	X	X
	Establishments with 250 to 499 employees	—	X	X	X
	Establishments with 500 to 999 employees	—	X	X	X
	Establishments with 1,000 employees or more	—	X	X	X
6113	Colleges and universities				
	All establishments	7	532	3 743	16 104
	Establishments with 1 to 4 employees	2	X	X	X
	Establishments with 5 to 9 employees	—	X	X	X
	Establishments with 10 to 19 employees	3	X	X	X
	Establishments with 20 to 49 employees	—	X	X	X
	Establishments with 50 to 99 employees	1	X	X	X
	Establishments with 100 to 249 employees	—	X	X	X
	Establishments with 250 to 499 employees	1	X	X	X
	Establishments with 500 to 999 employees	—	X	X	X
	Establishments with 1,000 employees or more	—	X	X	X
61131	Colleges and universities				
	All establishments	7	532	3 743	16 104
	Establishments with 1 to 4 employees	2	X	X	X
	Establishments with 5 to 9 employees	—	X	X	X
	Establishments with 10 to 19 employees	3	X	X	X
	Establishments with 20 to 49 employees	—	X	X	X
	Establishments with 50 to 99 employees	1	X	X	X
	Establishments with 100 to 249 employees	—	X	X	X
	Establishments with 250 to 499 employees	1	X	X	X
	Establishments with 500 to 999 employees	—	X	X	X
	Establishments with 1,000 employees or more	—	X	X	X

See footnotes at end of table.

Table 5. Establishments, Employees, and Payroll by Industry and Employment Size of Establishments by County: 2004—Con.

[Excludes most government employees, railroad employees, and self-employed persons. Size class 1 to 4 employees includes establishments having payroll, but no employees, during mid-March pay period. For meaning of abbreviations and symbols, see introductory text. For explanation of terms, see Appendix A. For statement on reliability, see the note at the end of the table and Appendix C]

NAICS code	Geography, kind of business, and employment size class	Establishments (number)	Paid employees for pay period including March 12 (number)	First-quarter payroll (\$1,000)	Annual payroll (\$1,000)
61	MIDDLESEX—Con.				
	Educational services—Con.				
611	Educational services—Con.				
6113	Colleges and universities—Con.				
61131	Colleges and universities—Con.				
611310	Colleges and universities				
	All establishments	7	532	3 743	16 104
	Establishments with 1 to 4 employees	2	X	X	X
	Establishments with 5 to 9 employees	—	X	X	X
	Establishments with 10 to 19 employees	3	X	X	X
	Establishments with 20 to 49 employees	—	X	X	X
	Establishments with 50 to 99 employees	1	X	X	X
	Establishments with 100 to 249 employees	—	X	X	X
	Establishments with 250 to 499 employees	1	X	X	X
	Establishments with 500 to 999 employees	—	X	X	X
	Establishments with 1,000 employees or more	—	X	X	X
6114	Business schools and computer and management training				
	All establishments	24	189	1 824	8 154
	Establishments with 1 to 4 employees	14	X	X	X
	Establishments with 5 to 9 employees	4	X	X	X
	Establishments with 10 to 19 employees	3	X	X	X
	Establishments with 20 to 49 employees	3	X	X	X
	Establishments with 50 to 99 employees	—	X	X	X
	Establishments with 100 to 249 employees	—	X	X	X
	Establishments with 250 to 499 employees	—	X	X	X
	Establishments with 500 to 999 employees	—	X	X	X
	Establishments with 1,000 employees or more	—	X	X	X
61142	Computer training				
	All establishments	12	111	1 116	5 138
	Establishments with 1 to 4 employees	7	X	X	X
	Establishments with 5 to 9 employees	1	X	X	X
	Establishments with 10 to 19 employees	2	X	X	X
	Establishments with 20 to 49 employees	2	X	X	X
	Establishments with 50 to 99 employees	—	X	X	X
	Establishments with 100 to 249 employees	—	X	X	X
	Establishments with 250 to 499 employees	—	X	X	X
	Establishments with 500 to 999 employees	—	X	X	X
	Establishments with 1,000 employees or more	—	X	X	X
611420	Computer training				
	All establishments	12	111	1 116	5 138
	Establishments with 1 to 4 employees	7	X	X	X
	Establishments with 5 to 9 employees	1	X	X	X
	Establishments with 10 to 19 employees	2	X	X	X
	Establishments with 20 to 49 employees	2	X	X	X
	Establishments with 50 to 99 employees	—	X	X	X
	Establishments with 100 to 249 employees	—	X	X	X
	Establishments with 250 to 499 employees	—	X	X	X
	Establishments with 500 to 999 employees	—	X	X	X
	Establishments with 1,000 employees or more	—	X	X	X
6115	Technical and trade schools				
	All establishments	19	277	2 435	11 037
	Establishments with 1 to 4 employees	9	X	X	X
	Establishments with 5 to 9 employees	4	X	X	X
	Establishments with 10 to 19 employees	2	X	X	X
	Establishments with 20 to 49 employees	2	X	X	X
	Establishments with 50 to 99 employees	2	X	X	X
	Establishments with 100 to 249 employees	—	X	X	X
	Establishments with 250 to 499 employees	—	X	X	X
	Establishments with 500 to 999 employees	—	X	X	X
	Establishments with 1,000 employees or more	—	X	X	X
61151	Technical and trade schools				
	All establishments	19	277	2 435	11 037
	Establishments with 1 to 4 employees	9	X	X	X
	Establishments with 5 to 9 employees	4	X	X	X
	Establishments with 10 to 19 employees	2	X	X	X
	Establishments with 20 to 49 employees	2	X	X	X
	Establishments with 50 to 99 employees	2	X	X	X
	Establishments with 100 to 249 employees	—	X	X	X
	Establishments with 250 to 499 employees	—	X	X	X
	Establishments with 500 to 999 employees	—	X	X	X
	Establishments with 1,000 employees or more	—	X	X	X
611519	Other technical and trade schools				
	All establishments	16	e	D	D
	Establishments with 1 to 4 employees	7	X	X	X
	Establishments with 5 to 9 employees	3	X	X	X
	Establishments with 10 to 19 employees	2	X	X	X
	Establishments with 20 to 49 employees	2	X	X	X
	Establishments with 50 to 99 employees	2	X	X	X
	Establishments with 100 to 249 employees	—	X	X	X
	Establishments with 250 to 499 employees	—	X	X	X
	Establishments with 500 to 999 employees	—	X	X	X
	Establishments with 1,000 employees or more	—	X	X	X

See footnotes at end of table.

Table 5. Establishments, Employees, and Payroll by Industry and Employment Size of Establishments by County: 2004—Con.

[Excludes most government employees, railroad employees, and self-employed persons. Size class 1 to 4 employees includes establishments having payroll, but no employees, during mid-March pay period. For meaning of abbreviations and symbols, see introductory text. For explanation of terms, see Appendix A. For statement on reliability, see the note at the end of the table and Appendix C]

NAICS code	Geography, kind of business, and employment size class	Establishments (number)	Paid employees for pay period including March 12 (number)	First-quarter payroll (\$1,000)	Annual payroll (\$1,000)
	MIDDLESEX—Con.				
61	Educational services—Con.				
611	Educational services—Con.				
6116	Other schools and instruction				
	All establishments	145	997	2 926	12 850
	Establishments with 1 to 4 employees	82	X	X	X
	Establishments with 5 to 9 employees	30	X	X	X
	Establishments with 10 to 19 employees	23	X	X	X
	Establishments with 20 to 49 employees	9	X	X	X
	Establishments with 50 to 99 employees	1	X	X	X
	Establishments with 100 to 249 employees	—	X	X	X
	Establishments with 250 to 499 employees	—	X	X	X
	Establishments with 500 to 999 employees	—	X	X	X
	Establishments with 1,000 employees or more	—	X	X	X
61161	Fine arts schools				
	All establishments	55	349	1 048	4 254
	Establishments with 1 to 4 employees	31	X	X	X
	Establishments with 5 to 9 employees	12	X	X	X
	Establishments with 10 to 19 employees	9	X	X	X
	Establishments with 20 to 49 employees	3	X	X	X
	Establishments with 50 to 99 employees	—	X	X	X
	Establishments with 100 to 249 employees	—	X	X	X
	Establishments with 250 to 499 employees	—	X	X	X
	Establishments with 500 to 999 employees	—	X	X	X
	Establishments with 1,000 employees or more	—	X	X	X
611610	Fine arts schools				
	All establishments	55	349	1 048	4 254
	Establishments with 1 to 4 employees	31	X	X	X
	Establishments with 5 to 9 employees	12	X	X	X
	Establishments with 10 to 19 employees	9	X	X	X
	Establishments with 20 to 49 employees	3	X	X	X
	Establishments with 50 to 99 employees	—	X	X	X
	Establishments with 100 to 249 employees	—	X	X	X
	Establishments with 250 to 499 employees	—	X	X	X
	Establishments with 500 to 999 employees	—	X	X	X
	Establishments with 1,000 employees or more	—	X	X	X
61162	Sports and recreation instruction				
	All establishments	45	200	696	3 253
	Establishments with 1 to 4 employees	29	X	X	X
	Establishments with 5 to 9 employees	10	X	X	X
	Establishments with 10 to 19 employees	6	X	X	X
	Establishments with 20 to 49 employees	—	X	X	X
	Establishments with 50 to 99 employees	—	X	X	X
	Establishments with 100 to 249 employees	—	X	X	X
	Establishments with 250 to 499 employees	—	X	X	X
	Establishments with 500 to 999 employees	—	X	X	X
	Establishments with 1,000 employees or more	—	X	X	X
611620	Sports and recreation instruction				
	All establishments	45	200	696	3 253
	Establishments with 1 to 4 employees	29	X	X	X
	Establishments with 5 to 9 employees	10	X	X	X
	Establishments with 10 to 19 employees	6	X	X	X
	Establishments with 20 to 49 employees	—	X	X	X
	Establishments with 50 to 99 employees	—	X	X	X
	Establishments with 100 to 249 employees	—	X	X	X
	Establishments with 250 to 499 employees	—	X	X	X
	Establishments with 500 to 999 employees	—	X	X	X
	Establishments with 1,000 employees or more	—	X	X	X
61169	All other schools and instruction				
	All establishments	41	429	1 137	5 166
	Establishments with 1 to 4 employees	20	X	X	X
	Establishments with 5 to 9 employees	6	X	X	X
	Establishments with 10 to 19 employees	8	X	X	X
	Establishments with 20 to 49 employees	6	X	X	X
	Establishments with 50 to 99 employees	1	X	X	X
	Establishments with 100 to 249 employees	—	X	X	X
	Establishments with 250 to 499 employees	—	X	X	X
	Establishments with 500 to 999 employees	—	X	X	X
	Establishments with 1,000 employees or more	—	X	X	X
611691	Exam preparation and tutoring				
	All establishments	23	348	738	3 057
	Establishments with 1 to 4 employees	8	X	X	X
	Establishments with 5 to 9 employees	2	X	X	X
	Establishments with 10 to 19 employees	6	X	X	X
	Establishments with 20 to 49 employees	6	X	X	X
	Establishments with 50 to 99 employees	1	X	X	X
	Establishments with 100 to 249 employees	—	X	X	X
	Establishments with 250 to 499 employees	—	X	X	X
	Establishments with 500 to 999 employees	—	X	X	X
	Establishments with 1,000 employees or more	—	X	X	X

See footnotes at end of table.

Table 5. Establishments, Employees, and Payroll by Industry and Employment Size of Establishments by County: 2004—Con.

[Excludes most government employees, railroad employees, and self-employed persons. Size class 1 to 4 employees includes establishments having payroll, but no employees, during mid-March pay period. For meaning of abbreviations and symbols, see introductory text. For explanation of terms, see Appendix A. For statement on reliability, see the note at the end of the table and Appendix C]

NAICS code	Geography, kind of business, and employment size class	Establishments (number)	Paid employees for pay period including March 12 (number)	First-quarter payroll (\$1,000)	Annual payroll (\$1,000)
	MIDDLESEX—Con.				
62	Health care and social assistance				
	All establishments	1 841	36 094	325 995	1 442 299
	Establishments with 1 to 4 employees	866	X	X	X
	Establishments with 5 to 9 employees	462	X	X	X
	Establishments with 10 to 19 employees	273	X	X	X
	Establishments with 20 to 49 employees	160	X	X	X
	Establishments with 50 to 99 employees	38	X	X	X
	Establishments with 100 to 249 employees	29	X	X	X
	Establishments with 250 to 499 employees	6	X	X	X
	Establishments with 500 to 999 employees	3	X	X	X
	Establishments with 1,000 employees or more	4	X	X	X
621	Ambulatory health care services				
	All establishments	1 504	13 507	133 126	613 075
	Establishments with 1 to 4 employees	775	X	X	X
	Establishments with 5 to 9 employees	403	X	X	X
	Establishments with 10 to 19 employees	198	X	X	X
	Establishments with 20 to 49 employees	95	X	X	X
	Establishments with 50 to 99 employees	23	X	X	X
	Establishments with 100 to 249 employees	7	X	X	X
	Establishments with 250 to 499 employees	3	X	X	X
	Establishments with 500 to 999 employees	—	X	X	X
	Establishments with 1,000 employees or more	—	X	X	X
6211	Offices of physicians				
	All establishments	684	4 871	59 199	291 253
	Establishments with 1 to 4 employees	354	X	X	X
	Establishments with 5 to 9 employees	196	X	X	X
	Establishments with 10 to 19 employees	83	X	X	X
	Establishments with 20 to 49 employees	42	X	X	X
	Establishments with 50 to 99 employees	9	X	X	X
	Establishments with 100 to 249 employees	—	X	X	X
	Establishments with 250 to 499 employees	—	X	X	X
	Establishments with 500 to 999 employees	—	X	X	X
	Establishments with 1,000 employees or more	—	X	X	X
62111	Offices of physicians				
	All establishments	684	4 871	59 199	291 253
	Establishments with 1 to 4 employees	354	X	X	X
	Establishments with 5 to 9 employees	196	X	X	X
	Establishments with 10 to 19 employees	83	X	X	X
	Establishments with 20 to 49 employees	42	X	X	X
	Establishments with 50 to 99 employees	9	X	X	X
	Establishments with 100 to 249 employees	—	X	X	X
	Establishments with 250 to 499 employees	—	X	X	X
	Establishments with 500 to 999 employees	—	X	X	X
	Establishments with 1,000 employees or more	—	X	X	X
621111	Offices of physicians (except mental health specialists)				
	All establishments	666	4 832	58 848	289 273
	Establishments with 1 to 4 employees	338	X	X	X
	Establishments with 5 to 9 employees	194	X	X	X
	Establishments with 10 to 19 employees	83	X	X	X
	Establishments with 20 to 49 employees	42	X	X	X
	Establishments with 50 to 99 employees	9	X	X	X
	Establishments with 100 to 249 employees	—	X	X	X
	Establishments with 250 to 499 employees	—	X	X	X
	Establishments with 500 to 999 employees	—	X	X	X
	Establishments with 1,000 employees or more	—	X	X	X
6212	Offices of dentists				
	All establishments	360	2 317	19 777	88 969
	Establishments with 1 to 4 employees	165	X	X	X
	Establishments with 5 to 9 employees	122	X	X	X
	Establishments with 10 to 19 employees	62	X	X	X
	Establishments with 20 to 49 employees	10	X	X	X
	Establishments with 50 to 99 employees	1	X	X	X
	Establishments with 100 to 249 employees	—	X	X	X
	Establishments with 250 to 499 employees	—	X	X	X
	Establishments with 500 to 999 employees	—	X	X	X
	Establishments with 1,000 employees or more	—	X	X	X
62121	Offices of dentists				
	All establishments	360	2 317	19 777	88 969
	Establishments with 1 to 4 employees	165	X	X	X
	Establishments with 5 to 9 employees	122	X	X	X
	Establishments with 10 to 19 employees	62	X	X	X
	Establishments with 20 to 49 employees	10	X	X	X
	Establishments with 50 to 99 employees	1	X	X	X
	Establishments with 100 to 249 employees	—	X	X	X
	Establishments with 250 to 499 employees	—	X	X	X
	Establishments with 500 to 999 employees	—	X	X	X
	Establishments with 1,000 employees or more	—	X	X	X

See footnotes at end of table.

Table 5. Establishments, Employees, and Payroll by Industry and Employment Size of Establishments by County: 2004—Con.

[Excludes most government employees, railroad employees, and self-employed persons. Size class 1 to 4 employees includes establishments having payroll, but no employees, during mid-March pay period. For meaning of abbreviations and symbols, see introductory text. For explanation of terms, see Appendix A. For statement on reliability, see the note at the end of the table and Appendix C]

NAICS code	Geography, kind of business, and employment size class	Establishments (number)	Paid employees for pay period including March 12 (number)	First-quarter payroll (\$1,000)	Annual payroll (\$1,000)
62	MIDDLESEX—Con.				
	Health care and social assistance—Con.				
621	Ambulatory health care services—Con.				
6212	Offices of dentists—Con.				
62121	Offices of dentists—Con.				
621210	Offices of dentists				
	All establishments	360	2 317	19 777	88 969
	Establishments with 1 to 4 employees	165	X	X	X
	Establishments with 5 to 9 employees	122	X	X	X
	Establishments with 10 to 19 employees	62	X	X	X
	Establishments with 20 to 49 employees	10	X	X	X
	Establishments with 50 to 99 employees	1	X	X	X
	Establishments with 100 to 249 employees	—	X	X	X
	Establishments with 250 to 499 employees	—	X	X	X
	Establishments with 500 to 999 employees	—	X	X	X
	Establishments with 1,000 employees or more	—	X	X	X
6213	Offices of other health practitioners				
	All establishments	302	1 377	8 237	38 257
	Establishments with 1 to 4 employees	200	X	X	X
	Establishments with 5 to 9 employees	66	X	X	X
	Establishments with 10 to 19 employees	29	X	X	X
	Establishments with 20 to 49 employees	7	X	X	X
	Establishments with 50 to 99 employees	—	X	X	X
	Establishments with 100 to 249 employees	—	X	X	X
	Establishments with 250 to 499 employees	—	X	X	X
	Establishments with 500 to 999 employees	—	X	X	X
	Establishments with 1,000 employees or more	—	X	X	X
62131	Offices of chiropractors				
	All establishments	108	403	1 908	8 288
	Establishments with 1 to 4 employees	80	X	X	X
	Establishments with 5 to 9 employees	22	X	X	X
	Establishments with 10 to 19 employees	5	X	X	X
	Establishments with 20 to 49 employees	1	X	X	X
	Establishments with 50 to 99 employees	—	X	X	X
	Establishments with 100 to 249 employees	—	X	X	X
	Establishments with 250 to 499 employees	—	X	X	X
	Establishments with 500 to 999 employees	—	X	X	X
	Establishments with 1,000 employees or more	—	X	X	X
621310	Offices of chiropractors				
	All establishments	108	403	1 908	8 288
	Establishments with 1 to 4 employees	80	X	X	X
	Establishments with 5 to 9 employees	22	X	X	X
	Establishments with 10 to 19 employees	5	X	X	X
	Establishments with 20 to 49 employees	1	X	X	X
	Establishments with 50 to 99 employees	—	X	X	X
	Establishments with 100 to 249 employees	—	X	X	X
	Establishments with 250 to 499 employees	—	X	X	X
	Establishments with 500 to 999 employees	—	X	X	X
	Establishments with 1,000 employees or more	—	X	X	X
62132	Offices of optometrists				
	All establishments	48	228	1 266	5 557
	Establishments with 1 to 4 employees	25	X	X	X
	Establishments with 5 to 9 employees	16	X	X	X
	Establishments with 10 to 19 employees	7	X	X	X
	Establishments with 20 to 49 employees	—	X	X	X
	Establishments with 50 to 99 employees	—	X	X	X
	Establishments with 100 to 249 employees	—	X	X	X
	Establishments with 250 to 499 employees	—	X	X	X
	Establishments with 500 to 999 employees	—	X	X	X
	Establishments with 1,000 employees or more	—	X	X	X
621320	Offices of optometrists				
	All establishments	48	228	1 266	5 557
	Establishments with 1 to 4 employees	25	X	X	X
	Establishments with 5 to 9 employees	16	X	X	X
	Establishments with 10 to 19 employees	7	X	X	X
	Establishments with 20 to 49 employees	—	X	X	X
	Establishments with 50 to 99 employees	—	X	X	X
	Establishments with 100 to 249 employees	—	X	X	X
	Establishments with 250 to 499 employees	—	X	X	X
	Establishments with 500 to 999 employees	—	X	X	X
	Establishments with 1,000 employees or more	—	X	X	X
62134	Offices of physical, occupational and speech therapists, and audiologists				
	All establishments	67	483	3 568	17 184
	Establishments with 1 to 4 employees	36	X	X	X
	Establishments with 5 to 9 employees	13	X	X	X
	Establishments with 10 to 19 employees	13	X	X	X
	Establishments with 20 to 49 employees	5	X	X	X
	Establishments with 50 to 99 employees	—	X	X	X
	Establishments with 100 to 249 employees	—	X	X	X
	Establishments with 250 to 499 employees	—	X	X	X

See footnotes at end of table.

Table 5. Establishments, Employees, and Payroll by Industry and Employment Size of Establishments by County: 2004—Con.

[Excludes most government employees, railroad employees, and self-employed persons. Size class 1 to 4 employees includes establishments having payroll, but no employees, during mid-March pay period. For meaning of abbreviations and symbols, see introductory text. For explanation of terms, see Appendix A. For statement on reliability, see the note at the end of the table and Appendix C]

NAICS code	Geography, kind of business, and employment size class	Establishments (number)	Paid employees for pay period including March 12 (number)	First-quarter payroll (\$1,000)	Annual payroll (\$1,000)
	MIDDLESEX—Con.				
62	Health care and social assistance—Con.				
621	Ambulatory health care services—Con.				
6213	Offices of other health practitioners—Con.				
62134	Offices of physical, occupational and speech therapists, and audiologists—Con.				
	All establishments—Con.				
	Establishments with 500 to 999 employees	—	X	X	X
	Establishments with 1,000 employees or more	—	X	X	X
621340	Offices of physical, occupational, and speech therapists and audiologists				
	All establishments	67	483	3 568	17 184
	Establishments with 1 to 4 employees	36	X	X	X
	Establishments with 5 to 9 employees	13	X	X	X
	Establishments with 10 to 19 employees	13	X	X	X
	Establishments with 20 to 49 employees	5	X	X	X
	Establishments with 50 to 99 employees	—	X	X	X
	Establishments with 100 to 249 employees	—	X	X	X
	Establishments with 250 to 499 employees	—	X	X	X
	Establishments with 500 to 999 employees	—	X	X	X
	Establishments with 1,000 employees or more	—	X	X	X
62139	Offices of all other health practitioners				
	All establishments	59	239	1 264	5 967
	Establishments with 1 to 4 employees	40	X	X	X
	Establishments with 5 to 9 employees	14	X	X	X
	Establishments with 10 to 19 employees	4	X	X	X
	Establishments with 20 to 49 employees	1	X	X	X
	Establishments with 50 to 99 employees	—	X	X	X
	Establishments with 100 to 249 employees	—	X	X	X
	Establishments with 250 to 499 employees	—	X	X	X
	Establishments with 500 to 999 employees	—	X	X	X
	Establishments with 1,000 employees or more	—	X	X	X
621391	Offices of podiatrists				
	All establishments	32	192	1 108	5 064
	Establishments with 1 to 4 employees	16	X	X	X
	Establishments with 5 to 9 employees	11	X	X	X
	Establishments with 10 to 19 employees	4	X	X	X
	Establishments with 20 to 49 employees	1	X	X	X
	Establishments with 50 to 99 employees	—	X	X	X
	Establishments with 100 to 249 employees	—	X	X	X
	Establishments with 250 to 499 employees	—	X	X	X
	Establishments with 500 to 999 employees	—	X	X	X
	Establishments with 1,000 employees or more	—	X	X	X
6214	Outpatient care centers				
	All establishments	51	673	6 362	27 579
	Establishments with 1 to 4 employees	23	X	X	X
	Establishments with 5 to 9 employees	7	X	X	X
	Establishments with 10 to 19 employees	9	X	X	X
	Establishments with 20 to 49 employees	10	X	X	X
	Establishments with 50 to 99 employees	2	X	X	X
	Establishments with 100 to 249 employees	—	X	X	X
	Establishments with 250 to 499 employees	—	X	X	X
	Establishments with 500 to 999 employees	—	X	X	X
	Establishments with 1,000 employees or more	—	X	X	X
62149	Other outpatient care centers				
	All establishments	46	616	5 970	25 759
	Establishments with 1 to 4 employees	20	X	X	X
	Establishments with 5 to 9 employees	7	X	X	X
	Establishments with 10 to 19 employees	9	X	X	X
	Establishments with 20 to 49 employees	8	X	X	X
	Establishments with 50 to 99 employees	2	X	X	X
	Establishments with 100 to 249 employees	—	X	X	X
	Establishments with 250 to 499 employees	—	X	X	X
	Establishments with 500 to 999 employees	—	X	X	X
	Establishments with 1,000 employees or more	—	X	X	X
621492	Kidney dialysis centers				
	All establishments	9	270	2 541	9 713
	Establishments with 1 to 4 employees	2	X	X	X
	Establishments with 5 to 9 employees	—	X	X	X
	Establishments with 10 to 19 employees	2	X	X	X
	Establishments with 20 to 49 employees	3	X	X	X
	Establishments with 50 to 99 employees	2	X	X	X
	Establishments with 100 to 249 employees	—	X	X	X
	Establishments with 250 to 499 employees	—	X	X	X
	Establishments with 500 to 999 employees	—	X	X	X
	Establishments with 1,000 employees or more	—	X	X	X

See footnotes at end of table.

Table 5. Establishments, Employees, and Payroll by Industry and Employment Size of Establishments by County: 2004—Con.

[Excludes most government employees, railroad employees, and self-employed persons. Size class 1 to 4 employees includes establishments having payroll, but no employees, during mid-March pay period. For meaning of abbreviations and symbols, see introductory text. For explanation of terms, see Appendix A. For statement on reliability, see the note at the end of the table and Appendix C]

NAICS code	Geography, kind of business, and employment size class	Establishments (number)	Paid employees for pay period including March 12 (number)	First-quarter payroll (\$1,000)	Annual payroll (\$1,000)
MIDDLESEX—Con.					
62	Health care and social assistance—Con.				
621	Ambulatory health care services—Con.				
6214	Outpatient care centers—Con.				
62149	Other outpatient care centers—Con.				
621493	Freestanding ambulatory surgical and emergency centers				
	All establishments	14	161	1 453	7 381
	Establishments with 1 to 4 employees	4	X	X	X
	Establishments with 5 to 9 employees	4	X	X	X
	Establishments with 10 to 19 employees	3	X	X	X
	Establishments with 20 to 49 employees	3	X	X	X
	Establishments with 50 to 99 employees	—	X	X	X
	Establishments with 100 to 249 employees	—	X	X	X
	Establishments with 250 to 499 employees	—	X	X	X
	Establishments with 500 to 999 employees	—	X	X	X
	Establishments with 1,000 employees or more	—	X	X	X
621498	All other outpatient care centers				
	All establishments	23	185	1 976	8 665
	Establishments with 1 to 4 employees	14	X	X	X
	Establishments with 5 to 9 employees	3	X	X	X
	Establishments with 10 to 19 employees	4	X	X	X
	Establishments with 20 to 49 employees	2	X	X	X
	Establishments with 50 to 99 employees	—	X	X	X
	Establishments with 100 to 249 employees	—	X	X	X
	Establishments with 250 to 499 employees	—	X	X	X
	Establishments with 500 to 999 employees	—	X	X	X
	Establishments with 1,000 employees or more	—	X	X	X
6215	Medical and diagnostic laboratories				
	All establishments	41	997	11 693	55 922
	Establishments with 1 to 4 employees	14	X	X	X
	Establishments with 5 to 9 employees	2	X	X	X
	Establishments with 10 to 19 employees	9	X	X	X
	Establishments with 20 to 49 employees	13	X	X	X
	Establishments with 50 to 99 employees	2	X	X	X
	Establishments with 100 to 249 employees	1	X	X	X
	Establishments with 250 to 499 employees	—	X	X	X
	Establishments with 500 to 999 employees	—	X	X	X
	Establishments with 1,000 employees or more	—	X	X	X
62151	Medical and diagnostic laboratories				
	All establishments	41	997	11 693	55 922
	Establishments with 1 to 4 employees	14	X	X	X
	Establishments with 5 to 9 employees	2	X	X	X
	Establishments with 10 to 19 employees	9	X	X	X
	Establishments with 20 to 49 employees	13	X	X	X
	Establishments with 50 to 99 employees	2	X	X	X
	Establishments with 100 to 249 employees	1	X	X	X
	Establishments with 250 to 499 employees	—	X	X	X
	Establishments with 500 to 999 employees	—	X	X	X
	Establishments with 1,000 employees or more	—	X	X	X
621511	Medical laboratories				
	All establishments	17	467	3 396	18 909
	Establishments with 1 to 4 employees	6	X	X	X
	Establishments with 5 to 9 employees	2	X	X	X
	Establishments with 10 to 19 employees	3	X	X	X
	Establishments with 20 to 49 employees	5	X	X	X
	Establishments with 50 to 99 employees	—	X	X	X
	Establishments with 100 to 249 employees	1	X	X	X
	Establishments with 250 to 499 employees	—	X	X	X
	Establishments with 500 to 999 employees	—	X	X	X
	Establishments with 1,000 employees or more	—	X	X	X
621512	Diagnostic imaging centers				
	All establishments	24	530	8 297	37 013
	Establishments with 1 to 4 employees	8	X	X	X
	Establishments with 5 to 9 employees	—	X	X	X
	Establishments with 10 to 19 employees	6	X	X	X
	Establishments with 20 to 49 employees	8	X	X	X
	Establishments with 50 to 99 employees	2	X	X	X
	Establishments with 100 to 249 employees	—	X	X	X
	Establishments with 250 to 499 employees	—	X	X	X
	Establishments with 500 to 999 employees	—	X	X	X
	Establishments with 1,000 employees or more	—	X	X	X
6216	Home health care services				
	All establishments	40	1 475	7 941	35 149
	Establishments with 1 to 4 employees	12	X	X	X
	Establishments with 5 to 9 employees	4	X	X	X
	Establishments with 10 to 19 employees	2	X	X	X
	Establishments with 20 to 49 employees	11	X	X	X
	Establishments with 50 to 99 employees	7	X	X	X
	Establishments with 100 to 249 employees	4	X	X	X
	Establishments with 250 to 499 employees	—	X	X	X
	Establishments with 500 to 999 employees	—	X	X	X

See footnotes at end of table.

Table 5. Establishments, Employees, and Payroll by Industry and Employment Size of Establishments by County: 2004—Con.

[Excludes most government employees, railroad employees, and self-employed persons. Size class 1 to 4 employees includes establishments having payroll, but no employees, during mid-March pay period. For meaning of abbreviations and symbols, see introductory text. For explanation of terms, see Appendix A. For statement on reliability, see the note at the end of the table and Appendix C]

NAICS code	Geography, kind of business, and employment size class	Establishments (number)	Paid employees for pay period including March 12 (number)	First-quarter payroll (\$1,000)	Annual payroll (\$1,000)
MIDDLESEX—Con.					
62	Health care and social assistance—Con.				
621	Ambulatory health care services—Con.				
6216	Home health care services—Con.				
	All establishments—Con.				
	Establishments with 1,000 employees or more	—	X	X	X
62161	Home health care services				
	All establishments	40	1 475	7 941	35 149
	Establishments with 1 to 4 employees	12	X	X	X
	Establishments with 5 to 9 employees	4	X	X	X
	Establishments with 10 to 19 employees	2	X	X	X
	Establishments with 20 to 49 employees	11	X	X	X
	Establishments with 50 to 99 employees	7	X	X	X
	Establishments with 100 to 249 employees	4	X	X	X
	Establishments with 250 to 499 employees	—	X	X	X
	Establishments with 500 to 999 employees	—	X	X	X
	Establishments with 1,000 employees or more	—	X	X	X
621610	Home health care services				
	All establishments	40	1 475	7 941	35 149
	Establishments with 1 to 4 employees	12	X	X	X
	Establishments with 5 to 9 employees	4	X	X	X
	Establishments with 10 to 19 employees	2	X	X	X
	Establishments with 20 to 49 employees	11	X	X	X
	Establishments with 50 to 99 employees	7	X	X	X
	Establishments with 100 to 249 employees	4	X	X	X
	Establishments with 250 to 499 employees	—	X	X	X
	Establishments with 500 to 999 employees	—	X	X	X
	Establishments with 1,000 employees or more	—	X	X	X
6219	Other ambulatory health care services				
	All establishments	26	1 797	19 917	75 946
	Establishments with 1 to 4 employees	7	X	X	X
	Establishments with 5 to 9 employees	6	X	X	X
	Establishments with 10 to 19 employees	4	X	X	X
	Establishments with 20 to 49 employees	2	X	X	X
	Establishments with 50 to 99 employees	2	X	X	X
	Establishments with 100 to 249 employees	2	X	X	X
	Establishments with 250 to 499 employees	3	X	X	X
	Establishments with 500 to 999 employees	—	X	X	X
	Establishments with 1,000 employees or more	—	X	X	X
62191	Ambulance services				
	All establishments	14	865	4 941	18 591
	Establishments with 1 to 4 employees	3	X	X	X
	Establishments with 5 to 9 employees	2	X	X	X
	Establishments with 10 to 19 employees	4	X	X	X
	Establishments with 20 to 49 employees	2	X	X	X
	Establishments with 50 to 99 employees	1	X	X	X
	Establishments with 100 to 249 employees	—	X	X	X
	Establishments with 250 to 499 employees	2	X	X	X
	Establishments with 500 to 999 employees	—	X	X	X
	Establishments with 1,000 employees or more	—	X	X	X
621910	Ambulance services				
	All establishments	14	865	4 941	18 591
	Establishments with 1 to 4 employees	3	X	X	X
	Establishments with 5 to 9 employees	2	X	X	X
	Establishments with 10 to 19 employees	4	X	X	X
	Establishments with 20 to 49 employees	2	X	X	X
	Establishments with 50 to 99 employees	1	X	X	X
	Establishments with 100 to 249 employees	—	X	X	X
	Establishments with 250 to 499 employees	2	X	X	X
	Establishments with 500 to 999 employees	—	X	X	X
	Establishments with 1,000 employees or more	—	X	X	X
62199	All other ambulatory health care services				
	All establishments	12	932	14 976	57 355
	Establishments with 1 to 4 employees	4	X	X	X
	Establishments with 5 to 9 employees	4	X	X	X
	Establishments with 10 to 19 employees	—	X	X	X
	Establishments with 20 to 49 employees	—	X	X	X
	Establishments with 50 to 99 employees	1	X	X	X
	Establishments with 100 to 249 employees	2	X	X	X
	Establishments with 250 to 499 employees	1	X	X	X
	Establishments with 500 to 999 employees	—	X	X	X
	Establishments with 1,000 employees or more	—	X	X	X
621991	Blood and organ banks				
	All establishments	3	681	12 636	47 089
	Establishments with 1 to 4 employees	—	X	X	X
	Establishments with 5 to 9 employees	—	X	X	X
	Establishments with 10 to 19 employees	—	X	X	X
	Establishments with 20 to 49 employees	—	X	X	X
	Establishments with 50 to 99 employees	1	X	X	X
	Establishments with 100 to 249 employees	1	X	X	X
	Establishments with 250 to 499 employees	1	X	X	X

See footnotes at end of table.

Table 5. Establishments, Employees, and Payroll by Industry and Employment Size of Establishments by County: 2004—Con.

[Excludes most government employees, railroad employees, and self-employed persons. Size class 1 to 4 employees includes establishments having payroll, but no employees, during mid-March pay period. For meaning of abbreviations and symbols, see introductory text. For explanation of terms, see Appendix A. For statement on reliability, see the note at the end of the table and Appendix C]

NAICS code	Geography, kind of business, and employment size class	Establishments (number)	Paid employees for pay period including March 12 (number)	First-quarter payroll (\$1,000)	Annual payroll (\$1,000)
	MIDDLESEX—Con.				
62	Health care and social assistance—Con.				
621	Ambulatory health care services—Con.				
6219	Other ambulatory health care services—Con.				
62199	All other ambulatory health care services—Con.				
621991	Blood and organ banks—Con.				
	All establishments—Con.				
	Establishments with 500 to 999 employees	—	X	X	X
	Establishments with 1,000 employees or more	—	X	X	X
621999	All other miscellaneous ambulatory health care services				
	All establishments	9	251	2 340	10 266
	Establishments with 1 to 4 employees	4	X	X	X
	Establishments with 5 to 9 employees	4	X	X	X
	Establishments with 10 to 19 employees	—	X	X	X
	Establishments with 20 to 49 employees	—	X	X	X
	Establishments with 50 to 99 employees	—	X	X	X
	Establishments with 100 to 249 employees	1	X	X	X
	Establishments with 250 to 499 employees	—	X	X	X
	Establishments with 500 to 999 employees	—	X	X	X
	Establishments with 1,000 employees or more	—	X	X	X
622	Hospitals				
	All establishments	11	j	D	D
	Establishments with 1 to 4 employees	3	X	X	X
	Establishments with 5 to 9 employees	1	X	X	X
	Establishments with 10 to 19 employees	—	X	X	X
	Establishments with 20 to 49 employees	—	X	X	X
	Establishments with 50 to 99 employees	—	X	X	X
	Establishments with 100 to 249 employees	—	X	X	X
	Establishments with 250 to 499 employees	—	X	X	X
	Establishments with 500 to 999 employees	3	X	X	X
	Establishments with 1,000 employees or more	4	X	X	X
6221	General medical and surgical hospitals				
	All establishments	5	12 115	130 217	563 726
	Establishments with 1 to 4 employees	—	X	X	X
	Establishments with 5 to 9 employees	—	X	X	X
	Establishments with 10 to 19 employees	—	X	X	X
	Establishments with 20 to 49 employees	—	X	X	X
	Establishments with 50 to 99 employees	—	X	X	X
	Establishments with 100 to 249 employees	—	X	X	X
	Establishments with 250 to 499 employees	—	X	X	X
	Establishments with 500 to 999 employees	1	X	X	X
	Establishments with 1,000 employees or more	4	X	X	X
62211	General medical and surgical hospitals				
	All establishments	5	12 115	130 217	563 726
	Establishments with 1 to 4 employees	—	X	X	X
	Establishments with 5 to 9 employees	—	X	X	X
	Establishments with 10 to 19 employees	—	X	X	X
	Establishments with 20 to 49 employees	—	X	X	X
	Establishments with 50 to 99 employees	—	X	X	X
	Establishments with 100 to 249 employees	—	X	X	X
	Establishments with 250 to 499 employees	—	X	X	X
	Establishments with 500 to 999 employees	1	X	X	X
	Establishments with 1,000 employees or more	4	X	X	X
622110	General medical and surgical hospitals				
	All establishments	5	12 115	130 217	563 726
	Establishments with 1 to 4 employees	—	X	X	X
	Establishments with 5 to 9 employees	—	X	X	X
	Establishments with 10 to 19 employees	—	X	X	X
	Establishments with 20 to 49 employees	—	X	X	X
	Establishments with 50 to 99 employees	—	X	X	X
	Establishments with 100 to 249 employees	—	X	X	X
	Establishments with 250 to 499 employees	—	X	X	X
	Establishments with 500 to 999 employees	1	X	X	X
	Establishments with 1,000 employees or more	4	X	X	X
6222	Psychiatric and substance abuse hospitals				
	All establishments	3	f	D	D
	Establishments with 1 to 4 employees	2	X	X	X
	Establishments with 5 to 9 employees	—	X	X	X
	Establishments with 10 to 19 employees	—	X	X	X
	Establishments with 20 to 49 employees	—	X	X	X
	Establishments with 50 to 99 employees	—	X	X	X
	Establishments with 100 to 249 employees	—	X	X	X
	Establishments with 250 to 499 employees	—	X	X	X
	Establishments with 500 to 999 employees	1	X	X	X
	Establishments with 1,000 employees or more	—	X	X	X

See footnotes at end of table.

Table 5. Establishments, Employees, and Payroll by Industry and Employment Size of Establishments by County: 2004—Con.

[Excludes most government employees, railroad employees, and self-employed persons. Size class 1 to 4 employees includes establishments having payroll, but no employees, during mid-March pay period. For meaning of abbreviations and symbols, see introductory text. For explanation of terms, see Appendix A. For statement on reliability, see the note at the end of the table and Appendix C]

NAICS code	Geography, kind of business, and employment size class	Establishments (number)	Paid employees for pay period including March 12 (number)	First-quarter payroll (\$1,000)	Annual payroll (\$1,000)
62	MIDDLESEX—Con.				
	Health care and social assistance—Con.				
622	Hospitals—Con.				
6222	Psychiatric and substance abuse hospitals—Con.				
62221	Psychiatric and substance abuse hospitals				
	All establishments	3	f	D	D
	Establishments with 1 to 4 employees	2	X	X	X
	Establishments with 5 to 9 employees	—	X	X	X
	Establishments with 10 to 19 employees	—	X	X	X
	Establishments with 20 to 49 employees	—	X	X	X
	Establishments with 50 to 99 employees	—	X	X	X
	Establishments with 100 to 249 employees	—	X	X	X
	Establishments with 250 to 499 employees	—	X	X	X
	Establishments with 500 to 999 employees	1	X	X	X
	Establishments with 1,000 employees or more	—	X	X	X
622210	Psychiatric and substance abuse hospitals				
	All establishments	3	f	D	D
	Establishments with 1 to 4 employees	2	X	X	X
	Establishments with 5 to 9 employees	—	X	X	X
	Establishments with 10 to 19 employees	—	X	X	X
	Establishments with 20 to 49 employees	—	X	X	X
	Establishments with 50 to 99 employees	—	X	X	X
	Establishments with 100 to 249 employees	—	X	X	X
	Establishments with 250 to 499 employees	—	X	X	X
	Establishments with 500 to 999 employees	1	X	X	X
	Establishments with 1,000 employees or more	—	X	X	X
6223	Specialty (except psychiatric and substance abuse) hospitals				
	All establishments	3	f	D	D
	Establishments with 1 to 4 employees	1	X	X	X
	Establishments with 5 to 9 employees	1	X	X	X
	Establishments with 10 to 19 employees	—	X	X	X
	Establishments with 20 to 49 employees	—	X	X	X
	Establishments with 50 to 99 employees	—	X	X	X
	Establishments with 100 to 249 employees	—	X	X	X
	Establishments with 250 to 499 employees	—	X	X	X
	Establishments with 500 to 999 employees	1	X	X	X
	Establishments with 1,000 employees or more	—	X	X	X
62231	Specialty (except psychiatric and substance abuse) hospitals				
	All establishments	3	f	D	D
	Establishments with 1 to 4 employees	1	X	X	X
	Establishments with 5 to 9 employees	1	X	X	X
	Establishments with 10 to 19 employees	—	X	X	X
	Establishments with 20 to 49 employees	—	X	X	X
	Establishments with 50 to 99 employees	—	X	X	X
	Establishments with 100 to 249 employees	—	X	X	X
	Establishments with 250 to 499 employees	—	X	X	X
	Establishments with 500 to 999 employees	1	X	X	X
	Establishments with 1,000 employees or more	—	X	X	X
622310	Specialty (except psychiatric and substance abuse) hospitals				
	All establishments	3	f	D	D
	Establishments with 1 to 4 employees	1	X	X	X
	Establishments with 5 to 9 employees	1	X	X	X
	Establishments with 10 to 19 employees	—	X	X	X
	Establishments with 20 to 49 employees	—	X	X	X
	Establishments with 50 to 99 employees	—	X	X	X
	Establishments with 100 to 249 employees	—	X	X	X
	Establishments with 250 to 499 employees	—	X	X	X
	Establishments with 500 to 999 employees	1	X	X	X
	Establishments with 1,000 employees or more	—	X	X	X
623	Nursing and residential care facilities				
	All establishments	71	4 693	27 362	113 576
	Establishments with 1 to 4 employees	12	X	X	X
	Establishments with 5 to 9 employees	8	X	X	X
	Establishments with 10 to 19 employees	11	X	X	X
	Establishments with 20 to 49 employees	13	X	X	X
	Establishments with 50 to 99 employees	7	X	X	X
	Establishments with 100 to 249 employees	17	X	X	X
	Establishments with 250 to 499 employees	3	X	X	X
	Establishments with 500 to 999 employees	—	X	X	X
	Establishments with 1,000 employees or more	—	X	X	X
6231	Nursing care facilities				
	All establishments	23	3 040	19 524	81 239
	Establishments with 1 to 4 employees	1	X	X	X
	Establishments with 5 to 9 employees	—	X	X	X
	Establishments with 10 to 19 employees	—	X	X	X
	Establishments with 20 to 49 employees	4	X	X	X
	Establishments with 50 to 99 employees	3	X	X	X
	Establishments with 100 to 249 employees	14	X	X	X
	Establishments with 250 to 499 employees	1	X	X	X
	Establishments with 500 to 999 employees	—	X	X	X
	Establishments with 1,000 employees or more	—	X	X	X

See footnotes at end of table.

Table 5. Establishments, Employees, and Payroll by Industry and Employment Size of Establishments by County: 2004—Con.

[Excludes most government employees, railroad employees, and self-employed persons. Size class 1 to 4 employees includes establishments having payroll, but no employees, during mid-March pay period. For meaning of abbreviations and symbols, see introductory text. For explanation of terms, see Appendix A. For statement on reliability, see the note at the end of the table and Appendix C]

NAICS code	Geography, kind of business, and employment size class	Establishments (number)	Paid employees for pay period including March 12 (number)	First-quarter payroll (\$1,000)	Annual payroll (\$1,000)
62	MIDDLESEX—Con.				
	Health care and social assistance—Con.				
623	Nursing and residential care facilities—Con.				
6231	Nursing care facilities—Con.				
62311	Nursing care facilities				
	All establishments	23	3 040	19 524	81 239
	Establishments with 1 to 4 employees	1	X	X	X
	Establishments with 5 to 9 employees	—	X	X	X
	Establishments with 10 to 19 employees	—	X	X	X
	Establishments with 20 to 49 employees	4	X	X	X
	Establishments with 50 to 99 employees	3	X	X	X
	Establishments with 100 to 249 employees	14	X	X	X
	Establishments with 250 to 499 employees	1	X	X	X
	Establishments with 500 to 999 employees	—	X	X	X
	Establishments with 1,000 employees or more	—	X	X	X
623110	Nursing care facilities				
	All establishments	23	3 040	19 524	81 239
	Establishments with 1 to 4 employees	1	X	X	X
	Establishments with 5 to 9 employees	—	X	X	X
	Establishments with 10 to 19 employees	—	X	X	X
	Establishments with 20 to 49 employees	4	X	X	X
	Establishments with 50 to 99 employees	3	X	X	X
	Establishments with 100 to 249 employees	14	X	X	X
	Establishments with 250 to 499 employees	1	X	X	X
	Establishments with 500 to 999 employees	—	X	X	X
	Establishments with 1,000 employees or more	—	X	X	X
6232	Residential mental retardation, mental health and substance abuse facilities				
	All establishments	18	f	D	D
	Establishments with 1 to 4 employees	3	X	X	X
	Establishments with 5 to 9 employees	1	X	X	X
	Establishments with 10 to 19 employees	7	X	X	X
	Establishments with 20 to 49 employees	4	X	X	X
	Establishments with 50 to 99 employees	—	X	X	X
	Establishments with 100 to 249 employees	2	X	X	X
	Establishments with 250 to 499 employees	1	X	X	X
	Establishments with 500 to 999 employees	—	X	X	X
	Establishments with 1,000 employees or more	—	X	X	X
62321	Residential mental retardation facilities				
	All establishments	16	668	3 129	13 049
	Establishments with 1 to 4 employees	3	X	X	X
	Establishments with 5 to 9 employees	1	X	X	X
	Establishments with 10 to 19 employees	6	X	X	X
	Establishments with 20 to 49 employees	3	X	X	X
	Establishments with 50 to 99 employees	—	X	X	X
	Establishments with 100 to 249 employees	2	X	X	X
	Establishments with 250 to 499 employees	1	X	X	X
	Establishments with 500 to 999 employees	—	X	X	X
	Establishments with 1,000 employees or more	—	X	X	X
623210	Residential mental retardation facilities				
	All establishments	16	668	3 129	13 049
	Establishments with 1 to 4 employees	3	X	X	X
	Establishments with 5 to 9 employees	1	X	X	X
	Establishments with 10 to 19 employees	6	X	X	X
	Establishments with 20 to 49 employees	3	X	X	X
	Establishments with 50 to 99 employees	—	X	X	X
	Establishments with 100 to 249 employees	2	X	X	X
	Establishments with 250 to 499 employees	1	X	X	X
	Establishments with 500 to 999 employees	—	X	X	X
	Establishments with 1,000 employees or more	—	X	X	X
6233	Community care facilities for the elderly				
	All establishments	21	776	3 618	14 706
	Establishments with 1 to 4 employees	6	X	X	X
	Establishments with 5 to 9 employees	6	X	X	X
	Establishments with 10 to 19 employees	2	X	X	X
	Establishments with 20 to 49 employees	1	X	X	X
	Establishments with 50 to 99 employees	4	X	X	X
	Establishments with 100 to 249 employees	1	X	X	X
	Establishments with 250 to 499 employees	1	X	X	X
	Establishments with 500 to 999 employees	—	X	X	X
	Establishments with 1,000 employees or more	—	X	X	X
62331	Community care facilities for the elderly				
	All establishments	21	776	3 618	14 706
	Establishments with 1 to 4 employees	6	X	X	X
	Establishments with 5 to 9 employees	6	X	X	X
	Establishments with 10 to 19 employees	2	X	X	X
	Establishments with 20 to 49 employees	1	X	X	X
	Establishments with 50 to 99 employees	4	X	X	X
	Establishments with 100 to 249 employees	1	X	X	X
	Establishments with 250 to 499 employees	1	X	X	X
	Establishments with 500 to 999 employees	—	X	X	X
	Establishments with 1,000 employees or more	—	X	X	X

See footnotes at end of table.

Table 5. Establishments, Employees, and Payroll by Industry and Employment Size of Establishments by County: 2004—Con.

[Excludes most government employees, railroad employees, and self-employed persons. Size class 1 to 4 employees includes establishments having payroll, but no employees, during mid-March pay period. For meaning of abbreviations and symbols, see introductory text. For explanation of terms, see Appendix A. For statement on reliability, see the note at the end of the table and Appendix C]

NAICS code	Geography, kind of business, and employment size class	Establishments (number)	Paid employees for pay period including March 12 (number)	First-quarter payroll (\$1,000)	Annual payroll (\$1,000)
	MIDDLESEX—Con.				
62	Health care and social assistance—Con.				
623	Nursing and residential care facilities—Con.				
6233	Community care facilities for the elderly—Con.				
62331	Community care facilities for the elderly—Con.				
623311	Continuing care retirement communities				
	All establishments	6	417	2 040	8 908
	Establishments with 1 to 4 employees	2	X	X	X
	Establishments with 5 to 9 employees	1	X	X	X
	Establishments with 10 to 19 employees	—	X	X	X
	Establishments with 20 to 49 employees	—	X	X	X
	Establishments with 50 to 99 employees	2	X	X	X
	Establishments with 100 to 249 employees	—	X	X	X
	Establishments with 250 to 499 employees	1	X	X	X
	Establishments with 500 to 999 employees	—	X	X	X
	Establishments with 1,000 employees or more	—	X	X	X
623312	Homes for the elderly				
	All establishments	15	359	1 578	5 798
	Establishments with 1 to 4 employees	4	X	X	X
	Establishments with 5 to 9 employees	5	X	X	X
	Establishments with 10 to 19 employees	2	X	X	X
	Establishments with 20 to 49 employees	1	X	X	X
	Establishments with 50 to 99 employees	2	X	X	X
	Establishments with 100 to 249 employees	1	X	X	X
	Establishments with 250 to 499 employees	—	X	X	X
	Establishments with 500 to 999 employees	—	X	X	X
	Establishments with 1,000 employees or more	—	X	X	X
6239	Other residential care facilities				
	All establishments	9	c	D	D
	Establishments with 1 to 4 employees	2	X	X	X
	Establishments with 5 to 9 employees	1	X	X	X
	Establishments with 10 to 19 employees	2	X	X	X
	Establishments with 20 to 49 employees	4	X	X	X
	Establishments with 50 to 99 employees	—	X	X	X
	Establishments with 100 to 249 employees	—	X	X	X
	Establishments with 250 to 499 employees	—	X	X	X
	Establishments with 500 to 999 employees	—	X	X	X
	Establishments with 1,000 employees or more	—	X	X	X
62399	Other residential care facilities				
	All establishments	9	c	D	D
	Establishments with 1 to 4 employees	2	X	X	X
	Establishments with 5 to 9 employees	1	X	X	X
	Establishments with 10 to 19 employees	2	X	X	X
	Establishments with 20 to 49 employees	4	X	X	X
	Establishments with 50 to 99 employees	—	X	X	X
	Establishments with 100 to 249 employees	—	X	X	X
	Establishments with 250 to 499 employees	—	X	X	X
	Establishments with 500 to 999 employees	—	X	X	X
	Establishments with 1,000 employees or more	—	X	X	X
623990	Other residential care facilities				
	All establishments	9	c	D	D
	Establishments with 1 to 4 employees	2	X	X	X
	Establishments with 5 to 9 employees	1	X	X	X
	Establishments with 10 to 19 employees	2	X	X	X
	Establishments with 20 to 49 employees	4	X	X	X
	Establishments with 50 to 99 employees	—	X	X	X
	Establishments with 100 to 249 employees	—	X	X	X
	Establishments with 250 to 499 employees	—	X	X	X
	Establishments with 500 to 999 employees	—	X	X	X
	Establishments with 1,000 employees or more	—	X	X	X
624	Social assistance				
	All establishments	255	h	D	D
	Establishments with 1 to 4 employees	76	X	X	X
	Establishments with 5 to 9 employees	50	X	X	X
	Establishments with 10 to 19 employees	64	X	X	X
	Establishments with 20 to 49 employees	52	X	X	X
	Establishments with 50 to 99 employees	8	X	X	X
	Establishments with 100 to 249 employees	5	X	X	X
	Establishments with 250 to 499 employees	—	X	X	X
	Establishments with 500 to 999 employees	—	X	X	X
	Establishments with 1,000 employees or more	—	X	X	X
6241	Individual and family services				
	All establishments	77	1 470	7 895	34 090
	Establishments with 1 to 4 employees	31	X	X	X
	Establishments with 5 to 9 employees	14	X	X	X
	Establishments with 10 to 19 employees	14	X	X	X
	Establishments with 20 to 49 employees	11	X	X	X
	Establishments with 50 to 99 employees	3	X	X	X
	Establishments with 100 to 249 employees	4	X	X	X
	Establishments with 250 to 499 employees	—	X	X	X
	Establishments with 500 to 999 employees	—	X	X	X
	Establishments with 1,000 employees or more	—	X	X	X

See footnotes at end of table.

Table 5. Establishments, Employees, and Payroll by Industry and Employment Size of Establishments by County: 2004—Con.

[Excludes most government employees, railroad employees, and self-employed persons. Size class 1 to 4 employees includes establishments having payroll, but no employees, during mid-March pay period. For meaning of abbreviations and symbols, see introductory text. For explanation of terms, see Appendix A. For statement on reliability, see the note at the end of the table and Appendix C]

NAICS code	Geography, kind of business, and employment size class	Establishments (number)	Paid employees for pay period including March 12 (number)	First-quarter payroll (\$1,000)	Annual payroll (\$1,000)
62	MIDDLESEX—Con.				
	Health care and social assistance—Con.				
624	Social assistance—Con.				
6241	Individual and family services—Con.				
62411	Child and youth services				
	All establishments	14	200	1 163	5 137
	Establishments with 1 to 4 employees	5	X	X	X
	Establishments with 5 to 9 employees	3	X	X	X
	Establishments with 10 to 19 employees	2	X	X	X
	Establishments with 20 to 49 employees	3	X	X	X
	Establishments with 50 to 99 employees	1	X	X	X
	Establishments with 100 to 249 employees	—	X	X	X
	Establishments with 250 to 499 employees	—	X	X	X
	Establishments with 500 to 999 employees	—	X	X	X
	Establishments with 1,000 employees or more	—	X	X	X
624110	Child and youth services				
	All establishments	14	200	1 163	5 137
	Establishments with 1 to 4 employees	5	X	X	X
	Establishments with 5 to 9 employees	3	X	X	X
	Establishments with 10 to 19 employees	2	X	X	X
	Establishments with 20 to 49 employees	3	X	X	X
	Establishments with 50 to 99 employees	1	X	X	X
	Establishments with 100 to 249 employees	—	X	X	X
	Establishments with 250 to 499 employees	—	X	X	X
	Establishments with 500 to 999 employees	—	X	X	X
	Establishments with 1,000 employees or more	—	X	X	X
62412	Services for the elderly and persons with disabilities				
	All establishments	23	728	3 448	15 373
	Establishments with 1 to 4 employees	9	X	X	X
	Establishments with 5 to 9 employees	3	X	X	X
	Establishments with 10 to 19 employees	3	X	X	X
	Establishments with 20 to 49 employees	4	X	X	X
	Establishments with 50 to 99 employees	1	X	X	X
	Establishments with 100 to 249 employees	3	X	X	X
	Establishments with 250 to 499 employees	—	X	X	X
	Establishments with 500 to 999 employees	—	X	X	X
	Establishments with 1,000 employees or more	—	X	X	X
624120	Services for the elderly and persons with disabilities				
	All establishments	23	728	3 448	15 373
	Establishments with 1 to 4 employees	9	X	X	X
	Establishments with 5 to 9 employees	3	X	X	X
	Establishments with 10 to 19 employees	3	X	X	X
	Establishments with 20 to 49 employees	4	X	X	X
	Establishments with 50 to 99 employees	1	X	X	X
	Establishments with 100 to 249 employees	3	X	X	X
	Establishments with 250 to 499 employees	—	X	X	X
	Establishments with 500 to 999 employees	—	X	X	X
	Establishments with 1,000 employees or more	—	X	X	X
62419	Other individual and family services				
	All establishments	40	542	3 284	13 580
	Establishments with 1 to 4 employees	17	X	X	X
	Establishments with 5 to 9 employees	8	X	X	X
	Establishments with 10 to 19 employees	9	X	X	X
	Establishments with 20 to 49 employees	4	X	X	X
	Establishments with 50 to 99 employees	1	X	X	X
	Establishments with 100 to 249 employees	1	X	X	X
	Establishments with 250 to 499 employees	—	X	X	X
	Establishments with 500 to 999 employees	—	X	X	X
	Establishments with 1,000 employees or more	—	X	X	X
624190	Other individual and family services				
	All establishments	40	542	3 284	13 580
	Establishments with 1 to 4 employees	17	X	X	X
	Establishments with 5 to 9 employees	8	X	X	X
	Establishments with 10 to 19 employees	9	X	X	X
	Establishments with 20 to 49 employees	4	X	X	X
	Establishments with 50 to 99 employees	1	X	X	X
	Establishments with 100 to 249 employees	1	X	X	X
	Establishments with 250 to 499 employees	—	X	X	X
	Establishments with 500 to 999 employees	—	X	X	X
	Establishments with 1,000 employees or more	—	X	X	X
6242	Community food and housing, and emergency and other relief services				
	All establishments	13	c	D	D
	Establishments with 1 to 4 employees	6	X	X	X
	Establishments with 5 to 9 employees	3	X	X	X
	Establishments with 10 to 19 employees	2	X	X	X
	Establishments with 20 to 49 employees	2	X	X	X
	Establishments with 50 to 99 employees	—	X	X	X
	Establishments with 100 to 249 employees	—	X	X	X
	Establishments with 250 to 499 employees	—	X	X	X
	Establishments with 500 to 999 employees	—	X	X	X
	Establishments with 1,000 employees or more	—	X	X	X

See footnotes at end of table.

Table 5. Establishments, Employees, and Payroll by Industry and Employment Size of Establishments by County: 2004—Con.

[Excludes most government employees, railroad employees, and self-employed persons. Size class 1 to 4 employees includes establishments having payroll, but no employees, during mid-March pay period. For meaning of abbreviations and symbols, see introductory text. For explanation of terms, see Appendix A. For statement on reliability, see the note at the end of the table and Appendix C]

NAICS code	Geography, kind of business, and employment size class	Establishments (number)	Paid employees for pay period including March 12 (number)	First-quarter payroll (\$1,000)	Annual payroll (\$1,000)
	MIDDLESEX—Con.				
62	Health care and social assistance—Con.				
624	Social assistance—Con.				
6242	Community food and housing, and emergency and other relief services—Con.				
62422	Community housing services				
	All establishments	7	109	656	2 732
	Establishments with 1 to 4 employees	2	X	X	X
	Establishments with 5 to 9 employees	3	X	X	X
	Establishments with 10 to 19 employees	—	X	X	X
	Establishments with 20 to 49 employees	2	X	X	X
	Establishments with 50 to 99 employees	—	X	X	X
	Establishments with 100 to 249 employees	—	X	X	X
	Establishments with 250 to 499 employees	—	X	X	X
	Establishments with 500 to 999 employees	—	X	X	X
	Establishments with 1,000 employees or more	—	X	X	X
6243	Vocational rehabilitation services				
	All establishments	8	424	3 475	14 687
	Establishments with 1 to 4 employees	—	X	X	X
	Establishments with 5 to 9 employees	1	X	X	X
	Establishments with 10 to 19 employees	2	X	X	X
	Establishments with 20 to 49 employees	2	X	X	X
	Establishments with 50 to 99 employees	2	X	X	X
	Establishments with 100 to 249 employees	1	X	X	X
	Establishments with 250 to 499 employees	—	X	X	X
	Establishments with 500 to 999 employees	—	X	X	X
	Establishments with 1,000 employees or more	—	X	X	X
62431	Vocational rehabilitation services				
	All establishments	8	424	3 475	14 687
	Establishments with 1 to 4 employees	—	X	X	X
	Establishments with 5 to 9 employees	1	X	X	X
	Establishments with 10 to 19 employees	2	X	X	X
	Establishments with 20 to 49 employees	2	X	X	X
	Establishments with 50 to 99 employees	2	X	X	X
	Establishments with 100 to 249 employees	1	X	X	X
	Establishments with 250 to 499 employees	—	X	X	X
	Establishments with 500 to 999 employees	—	X	X	X
	Establishments with 1,000 employees or more	—	X	X	X
624310	Vocational rehabilitation services				
	All establishments	8	424	3 475	14 687
	Establishments with 1 to 4 employees	—	X	X	X
	Establishments with 5 to 9 employees	1	X	X	X
	Establishments with 10 to 19 employees	2	X	X	X
	Establishments with 20 to 49 employees	2	X	X	X
	Establishments with 50 to 99 employees	2	X	X	X
	Establishments with 100 to 249 employees	1	X	X	X
	Establishments with 250 to 499 employees	—	X	X	X
	Establishments with 500 to 999 employees	—	X	X	X
	Establishments with 1,000 employees or more	—	X	X	X
6244	Child day care services				
	All establishments	157	2 191	8 659	35 718
	Establishments with 1 to 4 employees	39	X	X	X
	Establishments with 5 to 9 employees	32	X	X	X
	Establishments with 10 to 19 employees	46	X	X	X
	Establishments with 20 to 49 employees	37	X	X	X
	Establishments with 50 to 99 employees	3	X	X	X
	Establishments with 100 to 249 employees	—	X	X	X
	Establishments with 250 to 499 employees	—	X	X	X
	Establishments with 500 to 999 employees	—	X	X	X
	Establishments with 1,000 employees or more	—	X	X	X
62441	Child day care services				
	All establishments	157	2 191	8 659	35 718
	Establishments with 1 to 4 employees	39	X	X	X
	Establishments with 5 to 9 employees	32	X	X	X
	Establishments with 10 to 19 employees	46	X	X	X
	Establishments with 20 to 49 employees	37	X	X	X
	Establishments with 50 to 99 employees	3	X	X	X
	Establishments with 100 to 249 employees	—	X	X	X
	Establishments with 250 to 499 employees	—	X	X	X
	Establishments with 500 to 999 employees	—	X	X	X
	Establishments with 1,000 employees or more	—	X	X	X
624410	Child day care services				
	All establishments	157	2 191	8 659	35 718
	Establishments with 1 to 4 employees	39	X	X	X
	Establishments with 5 to 9 employees	32	X	X	X
	Establishments with 10 to 19 employees	46	X	X	X
	Establishments with 20 to 49 employees	37	X	X	X
	Establishments with 50 to 99 employees	3	X	X	X
	Establishments with 100 to 249 employees	—	X	X	X
	Establishments with 250 to 499 employees	—	X	X	X
	Establishments with 500 to 999 employees	—	X	X	X
	Establishments with 1,000 employees or more	—	X	X	X

See footnotes at end of table.

Table 5. Establishments, Employees, and Payroll by Industry and Employment Size of Establishments by County: 2004—Con.

[Excludes most government employees, railroad employees, and self-employed persons. Size class 1 to 4 employees includes establishments having payroll, but no employees, during mid-March pay period. For meaning of abbreviations and symbols, see introductory text. For explanation of terms, see Appendix A. For statement on reliability, see the note at the end of the table and Appendix C]

NAICS code	Geography, kind of business, and employment size class	Establishments (number)	Paid employees for pay period including March 12 (number)	First-quarter payroll (\$1,000)	Annual payroll (\$1,000)
	MIDDLESEX—Con.				
71	Arts, entertainment, and recreation				
	All establishments	217	3 542	12 182	56 634
	Establishments with 1 to 4 employees	111	X	X	X
	Establishments with 5 to 9 employees	35	X	X	X
	Establishments with 10 to 19 employees	29	X	X	X
	Establishments with 20 to 49 employees	25	X	X	X
	Establishments with 50 to 99 employees	9	X	X	X
	Establishments with 100 to 249 employees	7	X	X	X
	Establishments with 250 to 499 employees	1	X	X	X
	Establishments with 500 to 999 employees	—	X	X	X
	Establishments with 1,000 employees or more	—	X	X	X
711	Performing arts, spectator sports, and related industries				
	All establishments	63	f	D	D
	Establishments with 1 to 4 employees	41	X	X	X
	Establishments with 5 to 9 employees	11	X	X	X
	Establishments with 10 to 19 employees	4	X	X	X
	Establishments with 20 to 49 employees	4	X	X	X
	Establishments with 50 to 99 employees	—	X	X	X
	Establishments with 100 to 249 employees	3	X	X	X
	Establishments with 250 to 499 employees	—	X	X	X
	Establishments with 500 to 999 employees	—	X	X	X
	Establishments with 1,000 employees or more	—	X	X	X
7111	Performing arts companies				
	All establishments	14	254	788	3 190
	Establishments with 1 to 4 employees	6	X	X	X
	Establishments with 5 to 9 employees	4	X	X	X
	Establishments with 10 to 19 employees	—	X	X	X
	Establishments with 20 to 49 employees	3	X	X	X
	Establishments with 50 to 99 employees	—	X	X	X
	Establishments with 100 to 249 employees	1	X	X	X
	Establishments with 250 to 499 employees	—	X	X	X
	Establishments with 500 to 999 employees	—	X	X	X
	Establishments with 1,000 employees or more	—	X	X	X
71111	Theater companies and dinner theaters				
	All establishments	6	201	602	2 317
	Establishments with 1 to 4 employees	3	X	X	X
	Establishments with 5 to 9 employees	—	X	X	X
	Establishments with 10 to 19 employees	—	X	X	X
	Establishments with 20 to 49 employees	2	X	X	X
	Establishments with 50 to 99 employees	—	X	X	X
	Establishments with 100 to 249 employees	1	X	X	X
	Establishments with 250 to 499 employees	—	X	X	X
	Establishments with 500 to 999 employees	—	X	X	X
	Establishments with 1,000 employees or more	—	X	X	X
711110	Theater companies and dinner theaters				
	All establishments	6	201	602	2 317
	Establishments with 1 to 4 employees	3	X	X	X
	Establishments with 5 to 9 employees	—	X	X	X
	Establishments with 10 to 19 employees	—	X	X	X
	Establishments with 20 to 49 employees	2	X	X	X
	Establishments with 50 to 99 employees	—	X	X	X
	Establishments with 100 to 249 employees	1	X	X	X
	Establishments with 250 to 499 employees	—	X	X	X
	Establishments with 500 to 999 employees	—	X	X	X
	Establishments with 1,000 employees or more	—	X	X	X
7112	Spectator sports				
	All establishments	6	144	509	1 722
	Establishments with 1 to 4 employees	4	X	X	X
	Establishments with 5 to 9 employees	1	X	X	X
	Establishments with 10 to 19 employees	—	X	X	X
	Establishments with 20 to 49 employees	—	X	X	X
	Establishments with 50 to 99 employees	—	X	X	X
	Establishments with 100 to 249 employees	1	X	X	X
	Establishments with 250 to 499 employees	—	X	X	X
	Establishments with 500 to 999 employees	—	X	X	X
	Establishments with 1,000 employees or more	—	X	X	X
71121	Spectator sports				
	All establishments	6	144	509	1 722
	Establishments with 1 to 4 employees	4	X	X	X
	Establishments with 5 to 9 employees	1	X	X	X
	Establishments with 10 to 19 employees	—	X	X	X
	Establishments with 20 to 49 employees	—	X	X	X
	Establishments with 50 to 99 employees	—	X	X	X
	Establishments with 100 to 249 employees	1	X	X	X
	Establishments with 250 to 499 employees	—	X	X	X
	Establishments with 500 to 999 employees	—	X	X	X
	Establishments with 1,000 employees or more	—	X	X	X

See footnotes at end of table.

Table 5. Establishments, Employees, and Payroll by Industry and Employment Size of Establishments by County: 2004—Con.

[Excludes most government employees, railroad employees, and self-employed persons. Size class 1 to 4 employees includes establishments having payroll, but no employees, during mid-March pay period. For meaning of abbreviations and symbols, see introductory text. For explanation of terms, see Appendix A. For statement on reliability, see the note at the end of the table and Appendix C]

NAICS code	Geography, kind of business, and employment size class	Establishments (number)	Paid employees for pay period including March 12 (number)	First-quarter payroll (\$1,000)	Annual payroll (\$1,000)
	MIDDLESEX—Con.				
71	Arts, entertainment, and recreation—Con.				
711	Performing arts, spectator sports, and related industries—Con.				
7112	Spectator sports—Con.				
71121	Spectator sports—Con.				
711211	Sports teams and clubs				
	All establishments	3	c	D	D
	Establishments with 1 to 4 employees	2	X	X	X
	Establishments with 5 to 9 employees	—	X	X	X
	Establishments with 10 to 19 employees	—	X	X	X
	Establishments with 20 to 49 employees	—	X	X	X
	Establishments with 50 to 99 employees	—	X	X	X
	Establishments with 100 to 249 employees	1	X	X	X
	Establishments with 250 to 499 employees	—	X	X	X
	Establishments with 500 to 999 employees	—	X	X	X
	Establishments with 1,000 employees or more	—	X	X	X
7113	Promoters of performing arts, sports, and similar events				
	All establishments	14	184	1 106	5 918
	Establishments with 1 to 4 employees	9	X	X	X
	Establishments with 5 to 9 employees	2	X	X	X
	Establishments with 10 to 19 employees	1	X	X	X
	Establishments with 20 to 49 employees	1	X	X	X
	Establishments with 50 to 99 employees	—	X	X	X
	Establishments with 100 to 249 employees	1	X	X	X
	Establishments with 250 to 499 employees	—	X	X	X
	Establishments with 500 to 999 employees	—	X	X	X
	Establishments with 1,000 employees or more	—	X	X	X
71131	Promoters of performing arts, sports, and similar events with facilities				
	All establishments	6	160	850	3 873
	Establishments with 1 to 4 employees	3	X	X	X
	Establishments with 5 to 9 employees	1	X	X	X
	Establishments with 10 to 19 employees	—	X	X	X
	Establishments with 20 to 49 employees	1	X	X	X
	Establishments with 50 to 99 employees	—	X	X	X
	Establishments with 100 to 249 employees	1	X	X	X
	Establishments with 250 to 499 employees	—	X	X	X
	Establishments with 500 to 999 employees	—	X	X	X
	Establishments with 1,000 employees or more	—	X	X	X
711310	Promoters of performing arts, sports, and similar events with facilities				
	All establishments	6	160	850	3 873
	Establishments with 1 to 4 employees	3	X	X	X
	Establishments with 5 to 9 employees	1	X	X	X
	Establishments with 10 to 19 employees	—	X	X	X
	Establishments with 20 to 49 employees	1	X	X	X
	Establishments with 50 to 99 employees	—	X	X	X
	Establishments with 100 to 249 employees	1	X	X	X
	Establishments with 250 to 499 employees	—	X	X	X
	Establishments with 500 to 999 employees	—	X	X	X
	Establishments with 1,000 employees or more	—	X	X	X
713	Amusement, gambling, and recreation industries				
	All establishments	149	2 854	9 138	42 864
	Establishments with 1 to 4 employees	67	X	X	X
	Establishments with 5 to 9 employees	24	X	X	X
	Establishments with 10 to 19 employees	23	X	X	X
	Establishments with 20 to 49 employees	21	X	X	X
	Establishments with 50 to 99 employees	9	X	X	X
	Establishments with 100 to 249 employees	4	X	X	X
	Establishments with 250 to 499 employees	1	X	X	X
	Establishments with 500 to 999 employees	—	X	X	X
	Establishments with 1,000 employees or more	—	X	X	X
7131	Amusement parks and arcades				
	All establishments	4	171	543	2 457
	Establishments with 1 to 4 employees	—	X	X	X
	Establishments with 5 to 9 employees	1	X	X	X
	Establishments with 10 to 19 employees	1	X	X	X
	Establishments with 20 to 49 employees	1	X	X	X
	Establishments with 50 to 99 employees	1	X	X	X
	Establishments with 100 to 249 employees	—	X	X	X
	Establishments with 250 to 499 employees	—	X	X	X
	Establishments with 500 to 999 employees	—	X	X	X
	Establishments with 1,000 employees or more	—	X	X	X
71312	Amusement arcades				
	All establishments	4	171	543	2 457
	Establishments with 1 to 4 employees	—	X	X	X
	Establishments with 5 to 9 employees	1	X	X	X
	Establishments with 10 to 19 employees	1	X	X	X
	Establishments with 20 to 49 employees	1	X	X	X
	Establishments with 50 to 99 employees	1	X	X	X
	Establishments with 100 to 249 employees	—	X	X	X
	Establishments with 250 to 499 employees	—	X	X	X
	Establishments with 500 to 999 employees	—	X	X	X
	Establishments with 1,000 employees or more	—	X	X	X

See footnotes at end of table.

Table 5. Establishments, Employees, and Payroll by Industry and Employment Size of Establishments by County: 2004—Con.

[Excludes most government employees, railroad employees, and self-employed persons. Size class 1 to 4 employees includes establishments having payroll, but no employees, during mid-March pay period. For meaning of abbreviations and symbols, see introductory text. For explanation of terms, see Appendix A. For statement on reliability, see the note at the end of the table and Appendix C]

NAICS code	Geography, kind of business, and employment size class	Establishments (number)	Paid employees for pay period including March 12 (number)	First-quarter payroll (\$1,000)	Annual payroll (\$1,000)
	MIDDLESEX—Con.				
71	Arts, entertainment, and recreation—Con.				
713	Amusement, gambling, and recreation industries—Con.				
7131	Amusement parks and arcades—Con.				
71312	Amusement arcades—Con.				
713120	Amusement arcades				
	All establishments	4	171	543	2 457
	Establishments with 1 to 4 employees	—	X	X	X
	Establishments with 5 to 9 employees	1	X	X	X
	Establishments with 10 to 19 employees	1	X	X	X
	Establishments with 20 to 49 employees	1	X	X	X
	Establishments with 50 to 99 employees	1	X	X	X
	Establishments with 100 to 249 employees	—	X	X	X
	Establishments with 250 to 499 employees	—	X	X	X
	Establishments with 500 to 999 employees	—	X	X	X
	Establishments with 1,000 employees or more	—	X	X	X
7139	Other amusement and recreation services				
	All establishments	145	2 683	8 595	40 407
	Establishments with 1 to 4 employees	67	X	X	X
	Establishments with 5 to 9 employees	23	X	X	X
	Establishments with 10 to 19 employees	22	X	X	X
	Establishments with 20 to 49 employees	20	X	X	X
	Establishments with 50 to 99 employees	8	X	X	X
	Establishments with 100 to 249 employees	4	X	X	X
	Establishments with 250 to 499 employees	1	X	X	X
	Establishments with 500 to 999 employees	—	X	X	X
	Establishments with 1,000 employees or more	—	X	X	X
71391	Golf courses and country clubs				
	All establishments	9	254	1 240	7 801
	Establishments with 1 to 4 employees	3	X	X	X
	Establishments with 5 to 9 employees	1	X	X	X
	Establishments with 10 to 19 employees	2	X	X	X
	Establishments with 20 to 49 employees	1	X	X	X
	Establishments with 50 to 99 employees	1	X	X	X
	Establishments with 100 to 249 employees	1	X	X	X
	Establishments with 250 to 499 employees	—	X	X	X
	Establishments with 500 to 999 employees	—	X	X	X
	Establishments with 1,000 employees or more	—	X	X	X
713910	Golf courses and country clubs				
	All establishments	9	254	1 240	7 801
	Establishments with 1 to 4 employees	3	X	X	X
	Establishments with 5 to 9 employees	1	X	X	X
	Establishments with 10 to 19 employees	2	X	X	X
	Establishments with 20 to 49 employees	1	X	X	X
	Establishments with 50 to 99 employees	1	X	X	X
	Establishments with 100 to 249 employees	1	X	X	X
	Establishments with 250 to 499 employees	—	X	X	X
	Establishments with 500 to 999 employees	—	X	X	X
	Establishments with 1,000 employees or more	—	X	X	X
71394	Fitness and recreational sports centers				
	All establishments	100	1 997	5 668	24 220
	Establishments with 1 to 4 employees	45	X	X	X
	Establishments with 5 to 9 employees	18	X	X	X
	Establishments with 10 to 19 employees	15	X	X	X
	Establishments with 20 to 49 employees	12	X	X	X
	Establishments with 50 to 99 employees	6	X	X	X
	Establishments with 100 to 249 employees	3	X	X	X
	Establishments with 250 to 499 employees	1	X	X	X
	Establishments with 500 to 999 employees	—	X	X	X
	Establishments with 1,000 employees or more	—	X	X	X
713940	Fitness and recreational sports centers				
	All establishments	100	1 997	5 668	24 220
	Establishments with 1 to 4 employees	45	X	X	X
	Establishments with 5 to 9 employees	18	X	X	X
	Establishments with 10 to 19 employees	15	X	X	X
	Establishments with 20 to 49 employees	12	X	X	X
	Establishments with 50 to 99 employees	6	X	X	X
	Establishments with 100 to 249 employees	3	X	X	X
	Establishments with 250 to 499 employees	1	X	X	X
	Establishments with 500 to 999 employees	—	X	X	X
	Establishments with 1,000 employees or more	—	X	X	X
71395	Bowling centers				
	All establishments	7	200	702	2 869
	Establishments with 1 to 4 employees	2	X	X	X
	Establishments with 5 to 9 employees	—	X	X	X
	Establishments with 10 to 19 employees	—	X	X	X
	Establishments with 20 to 49 employees	4	X	X	X
	Establishments with 50 to 99 employees	1	X	X	X
	Establishments with 100 to 249 employees	—	X	X	X
	Establishments with 250 to 499 employees	—	X	X	X
	Establishments with 500 to 999 employees	—	X	X	X
	Establishments with 1,000 employees or more	—	X	X	X

See footnotes at end of table.

Table 5. Establishments, Employees, and Payroll by Industry and Employment Size of Establishments by County: 2004—Con.

[Excludes most government employees, railroad employees, and self-employed persons. Size class 1 to 4 employees includes establishments having payroll, but no employees, during mid-March pay period. For meaning of abbreviations and symbols, see introductory text. For explanation of terms, see Appendix A. For statement on reliability, see the note at the end of the table and Appendix C]

NAICS code	Geography, kind of business, and employment size class	Establishments (number)	Paid employees for pay period including March 12 (number)	First-quarter payroll (\$1,000)	Annual payroll (\$1,000)
	MIDDLESEX—Con.				
71	Arts, entertainment, and recreation—Con.				
713	Amusement, gambling, and recreation industries—Con.				
7139	Other amusement and recreation services—Con.				
71395	Bowling centers—Con.				
713950	Bowling centers				
	All establishments	7	200	702	2 869
	Establishments with 1 to 4 employees	2	X	X	X
	Establishments with 5 to 9 employees	—	X	X	X
	Establishments with 10 to 19 employees	—	X	X	X
	Establishments with 20 to 49 employees	4	X	X	X
	Establishments with 50 to 99 employees	1	X	X	X
	Establishments with 100 to 249 employees	—	X	X	X
	Establishments with 250 to 499 employees	—	X	X	X
	Establishments with 500 to 999 employees	—	X	X	X
	Establishments with 1,000 employees or more	—	X	X	X
71399	All other amusement and recreation industries				
	All establishments	22	159	474	2 838
	Establishments with 1 to 4 employees	14	X	X	X
	Establishments with 5 to 9 employees	3	X	X	X
	Establishments with 10 to 19 employees	3	X	X	X
	Establishments with 20 to 49 employees	2	X	X	X
	Establishments with 50 to 99 employees	—	X	X	X
	Establishments with 100 to 249 employees	—	X	X	X
	Establishments with 250 to 499 employees	—	X	X	X
	Establishments with 500 to 999 employees	—	X	X	X
	Establishments with 1,000 employees or more	—	X	X	X
713990	All other amusement and recreation industries				
	All establishments	22	159	474	2 838
	Establishments with 1 to 4 employees	14	X	X	X
	Establishments with 5 to 9 employees	3	X	X	X
	Establishments with 10 to 19 employees	3	X	X	X
	Establishments with 20 to 49 employees	2	X	X	X
	Establishments with 50 to 99 employees	—	X	X	X
	Establishments with 100 to 249 employees	—	X	X	X
	Establishments with 250 to 499 employees	—	X	X	X
	Establishments with 500 to 999 employees	—	X	X	X
	Establishments with 1,000 employees or more	—	X	X	X
72	Accommodation and food services				
	All establishments	1 486	20 579	71 438	302 646
	Establishments with 1 to 4 employees	755	X	X	X
	Establishments with 5 to 9 employees	275	X	X	X
	Establishments with 10 to 19 employees	181	X	X	X
	Establishments with 20 to 49 employees	189	X	X	X
	Establishments with 50 to 99 employees	61	X	X	X
	Establishments with 100 to 249 employees	21	X	X	X
	Establishments with 250 to 499 employees	3	X	X	X
	Establishments with 500 to 999 employees	1	X	X	X
	Establishments with 1,000 employees or more	—	X	X	X
721	Accommodation				
	All establishments	90	2 705	13 344	55 089
	Establishments with 1 to 4 employees	29	X	X	X
	Establishments with 5 to 9 employees	17	X	X	X
	Establishments with 10 to 19 employees	21	X	X	X
	Establishments with 20 to 49 employees	8	X	X	X
	Establishments with 50 to 99 employees	8	X	X	X
	Establishments with 100 to 249 employees	7	X	X	X
	Establishments with 250 to 499 employees	—	X	X	X
	Establishments with 500 to 999 employees	—	X	X	X
	Establishments with 1,000 employees or more	—	X	X	X
7211	Traveler accommodation				
	All establishments	82	2 679	13 198	54 086
	Establishments with 1 to 4 employees	23	X	X	X
	Establishments with 5 to 9 employees	15	X	X	X
	Establishments with 10 to 19 employees	21	X	X	X
	Establishments with 20 to 49 employees	8	X	X	X
	Establishments with 50 to 99 employees	8	X	X	X
	Establishments with 100 to 249 employees	7	X	X	X
	Establishments with 250 to 499 employees	—	X	X	X
	Establishments with 500 to 999 employees	—	X	X	X
	Establishments with 1,000 employees or more	—	X	X	X
72111	Hotels (except casino hotels) and motels				
	All establishments	82	2 679	13 198	54 086
	Establishments with 1 to 4 employees	23	X	X	X
	Establishments with 5 to 9 employees	15	X	X	X
	Establishments with 10 to 19 employees	21	X	X	X
	Establishments with 20 to 49 employees	8	X	X	X
	Establishments with 50 to 99 employees	8	X	X	X
	Establishments with 100 to 249 employees	7	X	X	X
	Establishments with 250 to 499 employees	—	X	X	X
	Establishments with 500 to 999 employees	—	X	X	X
	Establishments with 1,000 employees or more	—	X	X	X

See footnotes at end of table.

Table 5. Establishments, Employees, and Payroll by Industry and Employment Size of Establishments by County: 2004—Con.

[Excludes most government employees, railroad employees, and self-employed persons. Size class 1 to 4 employees includes establishments having payroll, but no employees, during mid-March pay period. For meaning of abbreviations and symbols, see introductory text. For explanation of terms, see Appendix A. For statement on reliability, see the note at the end of the table and Appendix C]

NAICS code	Geography, kind of business, and employment size class	Establishments (number)	Paid employees for pay period including March 12 (number)	First-quarter payroll (\$1,000)	Annual payroll (\$1,000)
72	MIDDLESEX—Con.				
	Accommodation and food services—Con.				
721	Accommodation—Con.				
7211	Traveler accommodation—Con.				
72111	Hotels (except casino hotels) and motels—Con.				
721110	Hotels (except casino hotels) and motels				
	All establishments	82	2 679	13 198	54 086
	Establishments with 1 to 4 employees	23	X	X	X
	Establishments with 5 to 9 employees	15	X	X	X
	Establishments with 10 to 19 employees	21	X	X	X
	Establishments with 20 to 49 employees	8	X	X	X
	Establishments with 50 to 99 employees	8	X	X	X
	Establishments with 100 to 249 employees	7	X	X	X
	Establishments with 250 to 499 employees	—	X	X	X
	Establishments with 500 to 999 employees	—	X	X	X
	Establishments with 1,000 employees or more	—	X	X	X
722	Food services and drinking places				
	All establishments	1 396	17 874	58 094	247 557
	Establishments with 1 to 4 employees	726	X	X	X
	Establishments with 5 to 9 employees	258	X	X	X
	Establishments with 10 to 19 employees	160	X	X	X
	Establishments with 20 to 49 employees	181	X	X	X
	Establishments with 50 to 99 employees	53	X	X	X
	Establishments with 100 to 249 employees	14	X	X	X
	Establishments with 250 to 499 employees	3	X	X	X
	Establishments with 500 to 999 employees	1	X	X	X
	Establishments with 1,000 employees or more	—	X	X	X
7221	Full-service restaurants				
	All establishments	418	8 021	25 825	107 445
	Establishments with 1 to 4 employees	173	X	X	X
	Establishments with 5 to 9 employees	83	X	X	X
	Establishments with 10 to 19 employees	53	X	X	X
	Establishments with 20 to 49 employees	61	X	X	X
	Establishments with 50 to 99 employees	36	X	X	X
	Establishments with 100 to 249 employees	10	X	X	X
	Establishments with 250 to 499 employees	2	X	X	X
	Establishments with 500 to 999 employees	—	X	X	X
	Establishments with 1,000 employees or more	—	X	X	X
72211	Full-service restaurants				
	All establishments	418	8 021	25 825	107 445
	Establishments with 1 to 4 employees	173	X	X	X
	Establishments with 5 to 9 employees	83	X	X	X
	Establishments with 10 to 19 employees	53	X	X	X
	Establishments with 20 to 49 employees	61	X	X	X
	Establishments with 50 to 99 employees	36	X	X	X
	Establishments with 100 to 249 employees	10	X	X	X
	Establishments with 250 to 499 employees	2	X	X	X
	Establishments with 500 to 999 employees	—	X	X	X
	Establishments with 1,000 employees or more	—	X	X	X
722110	Full-service restaurants				
	All establishments	418	8 021	25 825	107 445
	Establishments with 1 to 4 employees	173	X	X	X
	Establishments with 5 to 9 employees	83	X	X	X
	Establishments with 10 to 19 employees	53	X	X	X
	Establishments with 20 to 49 employees	61	X	X	X
	Establishments with 50 to 99 employees	36	X	X	X
	Establishments with 100 to 249 employees	10	X	X	X
	Establishments with 250 to 499 employees	2	X	X	X
	Establishments with 500 to 999 employees	—	X	X	X
	Establishments with 1,000 employees or more	—	X	X	X
7222	Limited-service eating places				
	All establishments	697	7 171	21 058	90 345
	Establishments with 1 to 4 employees	406	X	X	X
	Establishments with 5 to 9 employees	112	X	X	X
	Establishments with 10 to 19 employees	71	X	X	X
	Establishments with 20 to 49 employees	91	X	X	X
	Establishments with 50 to 99 employees	14	X	X	X
	Establishments with 100 to 249 employees	1	X	X	X
	Establishments with 250 to 499 employees	1	X	X	X
	Establishments with 500 to 999 employees	1	X	X	X
	Establishments with 1,000 employees or more	—	X	X	X
72221	Limited-service eating places				
	All establishments	697	7 171	21 058	90 345
	Establishments with 1 to 4 employees	406	X	X	X
	Establishments with 5 to 9 employees	112	X	X	X
	Establishments with 10 to 19 employees	71	X	X	X
	Establishments with 20 to 49 employees	91	X	X	X
	Establishments with 50 to 99 employees	14	X	X	X
	Establishments with 100 to 249 employees	1	X	X	X
	Establishments with 250 to 499 employees	1	X	X	X
	Establishments with 500 to 999 employees	1	X	X	X
	Establishments with 1,000 employees or more	—	X	X	X

See footnotes at end of table.

Table 5. Establishments, Employees, and Payroll by Industry and Employment Size of Establishments by County: 2004—Con.

[Excludes most government employees, railroad employees, and self-employed persons. Size class 1 to 4 employees includes establishments having payroll, but no employees, during mid-March pay period. For meaning of abbreviations and symbols, see introductory text. For explanation of terms, see Appendix A. For statement on reliability, see the note at the end of the table and Appendix C]

NAICS code	Geography, kind of business, and employment size class	Establishments (number)	Paid employees for pay period including March 12 (number)	First-quarter payroll (\$1,000)	Annual payroll (\$1,000)
	MIDDLESEX—Con.				
72	Accommodation and food services—Con.				
722	Food services and drinking places—Con.				
7222	Limited-service eating places—Con.				
72221	Limited-service eating places—Con.				
722211	Limited-service restaurants				
	All establishments	552	5 934	17 318	73 613
	Establishments with 1 to 4 employees	334	X	X	X
	Establishments with 5 to 9 employees	86	X	X	X
	Establishments with 10 to 19 employees	40	X	X	X
	Establishments with 20 to 49 employees	78	X	X	X
	Establishments with 50 to 99 employees	11	X	X	X
	Establishments with 100 to 249 employees	1	X	X	X
	Establishments with 250 to 499 employees	1	X	X	X
	Establishments with 500 to 999 employees	1	X	X	X
	Establishments with 1,000 employees or more	—	X	X	X
722212	Cafeterias, buffets, and grill buffets				
	All establishments	15	177	517	2 421
	Establishments with 1 to 4 employees	7	X	X	X
	Establishments with 5 to 9 employees	4	X	X	X
	Establishments with 10 to 19 employees	2	X	X	X
	Establishments with 20 to 49 employees	—	X	X	X
	Establishments with 50 to 99 employees	2	X	X	X
	Establishments with 100 to 249 employees	—	X	X	X
	Establishments with 250 to 499 employees	—	X	X	X
	Establishments with 500 to 999 employees	—	X	X	X
	Establishments with 1,000 employees or more	—	X	X	X
722213	Snack and nonalcoholic beverage bars				
	All establishments	130	1 060	3 223	14 311
	Establishments with 1 to 4 employees	65	X	X	X
	Establishments with 5 to 9 employees	22	X	X	X
	Establishments with 10 to 19 employees	29	X	X	X
	Establishments with 20 to 49 employees	13	X	X	X
	Establishments with 50 to 99 employees	1	X	X	X
	Establishments with 100 to 249 employees	—	X	X	X
	Establishments with 250 to 499 employees	—	X	X	X
	Establishments with 500 to 999 employees	—	X	X	X
	Establishments with 1,000 employees or more	—	X	X	X
7223	Special food services				
	All establishments	142	1 964	9 108	39 896
	Establishments with 1 to 4 employees	62	X	X	X
	Establishments with 5 to 9 employees	33	X	X	X
	Establishments with 10 to 19 employees	19	X	X	X
	Establishments with 20 to 49 employees	22	X	X	X
	Establishments with 50 to 99 employees	3	X	X	X
	Establishments with 100 to 249 employees	3	X	X	X
	Establishments with 250 to 499 employees	—	X	X	X
	Establishments with 500 to 999 employees	—	X	X	X
	Establishments with 1,000 employees or more	—	X	X	X
72231	Food service contractors				
	All establishments	104	1 480	7 111	31 687
	Establishments with 1 to 4 employees	40	X	X	X
	Establishments with 5 to 9 employees	28	X	X	X
	Establishments with 10 to 19 employees	17	X	X	X
	Establishments with 20 to 49 employees	15	X	X	X
	Establishments with 50 to 99 employees	2	X	X	X
	Establishments with 100 to 249 employees	2	X	X	X
	Establishments with 250 to 499 employees	—	X	X	X
	Establishments with 500 to 999 employees	—	X	X	X
	Establishments with 1,000 employees or more	—	X	X	X
722310	Food service contractors				
	All establishments	104	1 480	7 111	31 687
	Establishments with 1 to 4 employees	40	X	X	X
	Establishments with 5 to 9 employees	28	X	X	X
	Establishments with 10 to 19 employees	17	X	X	X
	Establishments with 20 to 49 employees	15	X	X	X
	Establishments with 50 to 99 employees	2	X	X	X
	Establishments with 100 to 249 employees	2	X	X	X
	Establishments with 250 to 499 employees	—	X	X	X
	Establishments with 500 to 999 employees	—	X	X	X
	Establishments with 1,000 employees or more	—	X	X	X
72232	Caterers				
	All establishments	30	447	1 682	7 349
	Establishments with 1 to 4 employees	16	X	X	X
	Establishments with 5 to 9 employees	4	X	X	X
	Establishments with 10 to 19 employees	2	X	X	X
	Establishments with 20 to 49 employees	6	X	X	X
	Establishments with 50 to 99 employees	1	X	X	X
	Establishments with 100 to 249 employees	1	X	X	X
	Establishments with 250 to 499 employees	—	X	X	X
	Establishments with 500 to 999 employees	—	X	X	X

See footnotes at end of table.

Table 5. Establishments, Employees, and Payroll by Industry and Employment Size of Establishments by County: 2004—Con.

[Excludes most government employees, railroad employees, and self-employed persons. Size class 1 to 4 employees includes establishments having payroll, but no employees, during mid-March pay period. For meaning of abbreviations and symbols, see introductory text. For explanation of terms, see Appendix A. For statement on reliability, see the note at the end of the table and Appendix C]

NAICS code	Geography, kind of business, and employment size class	Establishments (number)	Paid employees for pay period including March 12 (number)	First-quarter payroll (\$1,000)	Annual payroll (\$1,000)
	MIDDLESEX—Con.				
72	Accommodation and food services—Con.				
722	Food services and drinking places—Con.				
7223	Special food services—Con.				
72232	Caterers—Con.				
	All establishments—Con.				
	Establishments with 1,000 employees or more	—	X	X	X
722320	Caterers				
	All establishments	30	447	1 682	7 349
	Establishments with 1 to 4 employees	16	X	X	X
	Establishments with 5 to 9 employees	4	X	X	X
	Establishments with 10 to 19 employees	2	X	X	X
	Establishments with 20 to 49 employees	6	X	X	X
	Establishments with 50 to 99 employees	1	X	X	X
	Establishments with 100 to 249 employees	1	X	X	X
	Establishments with 250 to 499 employees	—	X	X	X
	Establishments with 500 to 999 employees	—	X	X	X
	Establishments with 1,000 employees or more	—	X	X	X
7224	Drinking places (alcoholic beverages)				
	All establishments	139	718	2 103	9 871
	Establishments with 1 to 4 employees	85	X	X	X
	Establishments with 5 to 9 employees	30	X	X	X
	Establishments with 10 to 19 employees	17	X	X	X
	Establishments with 20 to 49 employees	7	X	X	X
	Establishments with 50 to 99 employees	—	X	X	X
	Establishments with 100 to 249 employees	—	X	X	X
	Establishments with 250 to 499 employees	—	X	X	X
	Establishments with 500 to 999 employees	—	X	X	X
	Establishments with 1,000 employees or more	—	X	X	X
72241	Drinking places (alcoholic beverages)				
	All establishments	139	718	2 103	9 871
	Establishments with 1 to 4 employees	85	X	X	X
	Establishments with 5 to 9 employees	30	X	X	X
	Establishments with 10 to 19 employees	17	X	X	X
	Establishments with 20 to 49 employees	7	X	X	X
	Establishments with 50 to 99 employees	—	X	X	X
	Establishments with 100 to 249 employees	—	X	X	X
	Establishments with 250 to 499 employees	—	X	X	X
	Establishments with 500 to 999 employees	—	X	X	X
	Establishments with 1,000 employees or more	—	X	X	X
722410	Drinking places (alcoholic beverages)				
	All establishments	139	718	2 103	9 871
	Establishments with 1 to 4 employees	85	X	X	X
	Establishments with 5 to 9 employees	30	X	X	X
	Establishments with 10 to 19 employees	17	X	X	X
	Establishments with 20 to 49 employees	7	X	X	X
	Establishments with 50 to 99 employees	—	X	X	X
	Establishments with 100 to 249 employees	—	X	X	X
	Establishments with 250 to 499 employees	—	X	X	X
	Establishments with 500 to 999 employees	—	X	X	X
	Establishments with 1,000 employees or more	—	X	X	X
81	Other services (except public administration)				
	All establishments	1 950	15 050	99 012	417 035
	Establishments with 1 to 4 employees	1 275	X	X	X
	Establishments with 5 to 9 employees	378	X	X	X
	Establishments with 10 to 19 employees	164	X	X	X
	Establishments with 20 to 49 employees	95	X	X	X
	Establishments with 50 to 99 employees	26	X	X	X
	Establishments with 100 to 249 employees	7	X	X	X
	Establishments with 250 to 499 employees	3	X	X	X
	Establishments with 500 to 999 employees	2	X	X	X
	Establishments with 1,000 employees or more	—	X	X	X
811	Repair and maintenance				
	All establishments	625	3 083	24 008	103 694
	Establishments with 1 to 4 employees	439	X	X	X
	Establishments with 5 to 9 employees	101	X	X	X
	Establishments with 10 to 19 employees	62	X	X	X
	Establishments with 20 to 49 employees	22	X	X	X
	Establishments with 50 to 99 employees	1	X	X	X
	Establishments with 100 to 249 employees	—	X	X	X
	Establishments with 250 to 499 employees	—	X	X	X
	Establishments with 500 to 999 employees	—	X	X	X
	Establishments with 1,000 employees or more	—	X	X	X
8111	Automotive repair and maintenance				

See footnotes at end of table.

Table 5. Establishments, Employees, and Payroll by Industry and Employment Size of Establishments by County: 2004—Con.

[Excludes most government employees, railroad employees, and self-employed persons. Size class 1 to 4 employees includes establishments having payroll, but no employees, during mid-March pay period. For meaning of abbreviations and symbols, see introductory text. For explanation of terms, see Appendix A. For statement on reliability, see the note at the end of the table and Appendix C]

NAICS code	Geography, kind of business, and employment size class	Establishments (number)	Paid employees for pay period including March 12 (number)	First-quarter payroll (\$1,000)	Annual payroll (\$1,000)
	MIDDLESEX—Con.				
81	Other services (except public administration)—Con.				
811	Repair and maintenance—Con.				
8111	Automotive repair and maintenance—Con.				
	All establishments	480	2 224	15 656	66 369
	Establishments with 1 to 4 employees	335	X	X	X
	Establishments with 5 to 9 employees	80	X	X	X
	Establishments with 10 to 19 employees	54	X	X	X
	Establishments with 20 to 49 employees	11	X	X	X
	Establishments with 50 to 99 employees	—	X	X	X
	Establishments with 100 to 249 employees	—	X	X	X
	Establishments with 250 to 499 employees	—	X	X	X
	Establishments with 500 to 999 employees	—	X	X	X
	Establishments with 1,000 employees or more	—	X	X	X
81111	Automotive mechanical and electrical repair and maintenance				
	All establishments	304	1 120	8 264	35 043
	Establishments with 1 to 4 employees	240	X	X	X
	Establishments with 5 to 9 employees	41	X	X	X
	Establishments with 10 to 19 employees	18	X	X	X
	Establishments with 20 to 49 employees	5	X	X	X
	Establishments with 50 to 99 employees	—	X	X	X
	Establishments with 100 to 249 employees	—	X	X	X
	Establishments with 250 to 499 employees	—	X	X	X
	Establishments with 500 to 999 employees	—	X	X	X
	Establishments with 1,000 employees or more	—	X	X	X
811111	General automotive repair				
	All establishments	264	947	7 153	30 312
	Establishments with 1 to 4 employees	211	X	X	X
	Establishments with 5 to 9 employees	34	X	X	X
	Establishments with 10 to 19 employees	15	X	X	X
	Establishments with 20 to 49 employees	4	X	X	X
	Establishments with 50 to 99 employees	—	X	X	X
	Establishments with 100 to 249 employees	—	X	X	X
	Establishments with 250 to 499 employees	—	X	X	X
	Establishments with 500 to 999 employees	—	X	X	X
	Establishments with 1,000 employees or more	—	X	X	X
81112	Automotive body, paint, interior, and glass repair				
	All establishments	106	680	5 333	22 429
	Establishments with 1 to 4 employees	59	X	X	X
	Establishments with 5 to 9 employees	20	X	X	X
	Establishments with 10 to 19 employees	24	X	X	X
	Establishments with 20 to 49 employees	3	X	X	X
	Establishments with 50 to 99 employees	—	X	X	X
	Establishments with 100 to 249 employees	—	X	X	X
	Establishments with 250 to 499 employees	—	X	X	X
	Establishments with 500 to 999 employees	—	X	X	X
	Establishments with 1,000 employees or more	—	X	X	X
811121	Automotive body, paint, and interior repair and maintenance				
	All establishments	93	622	4 720	19 997
	Establishments with 1 to 4 employees	50	X	X	X
	Establishments with 5 to 9 employees	18	X	X	X
	Establishments with 10 to 19 employees	22	X	X	X
	Establishments with 20 to 49 employees	3	X	X	X
	Establishments with 50 to 99 employees	—	X	X	X
	Establishments with 100 to 249 employees	—	X	X	X
	Establishments with 250 to 499 employees	—	X	X	X
	Establishments with 500 to 999 employees	—	X	X	X
	Establishments with 1,000 employees or more	—	X	X	X
81119	Other automotive repair and maintenance				
	All establishments	70	424	2 059	8 897
	Establishments with 1 to 4 employees	36	X	X	X
	Establishments with 5 to 9 employees	19	X	X	X
	Establishments with 10 to 19 employees	12	X	X	X
	Establishments with 20 to 49 employees	3	X	X	X
	Establishments with 50 to 99 employees	—	X	X	X
	Establishments with 100 to 249 employees	—	X	X	X
	Establishments with 250 to 499 employees	—	X	X	X
	Establishments with 500 to 999 employees	—	X	X	X
	Establishments with 1,000 employees or more	—	X	X	X
811192	Car washes				
	All establishments	49	299	1 187	5 346
	Establishments with 1 to 4 employees	25	X	X	X
	Establishments with 5 to 9 employees	14	X	X	X
	Establishments with 10 to 19 employees	8	X	X	X
	Establishments with 20 to 49 employees	2	X	X	X
	Establishments with 50 to 99 employees	—	X	X	X
	Establishments with 100 to 249 employees	—	X	X	X
	Establishments with 250 to 499 employees	—	X	X	X
	Establishments with 500 to 999 employees	—	X	X	X
	Establishments with 1,000 employees or more	—	X	X	X

See footnotes at end of table.

Table 5. Establishments, Employees, and Payroll by Industry and Employment Size of Establishments by County: 2004—Con.

[Excludes most government employees, railroad employees, and self-employed persons. Size class 1 to 4 employees includes establishments having payroll, but no employees, during mid-March pay period. For meaning of abbreviations and symbols, see introductory text. For explanation of terms, see Appendix A. For statement on reliability, see the note at the end of the table and Appendix C]

NAICS code	Geography, kind of business, and employment size class	Establishments (number)	Paid employees for pay period including March 12 (number)	First-quarter payroll (\$1,000)	Annual payroll (\$1,000)
MIDDLESEX—Con.					
81	Other services (except public administration)—Con.				
811	Repair and maintenance—Con.				
8112	Electronic and precision equipment repair and maintenance				
	All establishments	52	259	2 459	10 386
	Establishments with 1 to 4 employees	43	X	X	X
	Establishments with 5 to 9 employees	3	X	X	X
	Establishments with 10 to 19 employees	3	X	X	X
	Establishments with 20 to 49 employees	3	X	X	X
	Establishments with 50 to 99 employees	—	X	X	X
	Establishments with 100 to 249 employees	—	X	X	X
	Establishments with 250 to 499 employees	—	X	X	X
	Establishments with 500 to 999 employees	—	X	X	X
	Establishments with 1,000 employees or more	—	X	X	X
81121	Electronic and precision equipment repair and maintenance				
	All establishments	52	259	2 459	10 386
	Establishments with 1 to 4 employees	43	X	X	X
	Establishments with 5 to 9 employees	3	X	X	X
	Establishments with 10 to 19 employees	3	X	X	X
	Establishments with 20 to 49 employees	3	X	X	X
	Establishments with 50 to 99 employees	—	X	X	X
	Establishments with 100 to 249 employees	—	X	X	X
	Establishments with 250 to 499 employees	—	X	X	X
	Establishments with 500 to 999 employees	—	X	X	X
	Establishments with 1,000 employees or more	—	X	X	X
811212	Computer and office machine repair and maintenance				
	All establishments	26	c	D	D
	Establishments with 1 to 4 employees	21	X	X	X
	Establishments with 5 to 9 employees	3	X	X	X
	Establishments with 10 to 19 employees	1	X	X	X
	Establishments with 20 to 49 employees	1	X	X	X
	Establishments with 50 to 99 employees	—	X	X	X
	Establishments with 100 to 249 employees	—	X	X	X
	Establishments with 250 to 499 employees	—	X	X	X
	Establishments with 500 to 999 employees	—	X	X	X
	Establishments with 1,000 employees or more	—	X	X	X
8113	Commercial and industrial machinery and equipment (except automotive and electronic) repair and maintenance				
	All establishments	56	498	5 246	23 836
	Establishments with 1 to 4 employees	31	X	X	X
	Establishments with 5 to 9 employees	13	X	X	X
	Establishments with 10 to 19 employees	3	X	X	X
	Establishments with 20 to 49 employees	8	X	X	X
	Establishments with 50 to 99 employees	1	X	X	X
	Establishments with 100 to 249 employees	—	X	X	X
	Establishments with 250 to 499 employees	—	X	X	X
	Establishments with 500 to 999 employees	—	X	X	X
	Establishments with 1,000 employees or more	—	X	X	X
81131	Commercial and industrial machinery and equipment (except automotive and electronic) repair and maintenance				
	All establishments	56	498	5 246	23 836
	Establishments with 1 to 4 employees	31	X	X	X
	Establishments with 5 to 9 employees	13	X	X	X
	Establishments with 10 to 19 employees	3	X	X	X
	Establishments with 20 to 49 employees	8	X	X	X
	Establishments with 50 to 99 employees	1	X	X	X
	Establishments with 100 to 249 employees	—	X	X	X
	Establishments with 250 to 499 employees	—	X	X	X
	Establishments with 500 to 999 employees	—	X	X	X
	Establishments with 1,000 employees or more	—	X	X	X
811310	Commercial and industrial machinery and equipment (except automotive and electronic) repair and maintenance				
	All establishments	56	498	5 246	23 836
	Establishments with 1 to 4 employees	31	X	X	X
	Establishments with 5 to 9 employees	13	X	X	X
	Establishments with 10 to 19 employees	3	X	X	X
	Establishments with 20 to 49 employees	8	X	X	X
	Establishments with 50 to 99 employees	1	X	X	X
	Establishments with 100 to 249 employees	—	X	X	X
	Establishments with 250 to 499 employees	—	X	X	X
	Establishments with 500 to 999 employees	—	X	X	X
	Establishments with 1,000 employees or more	—	X	X	X
8114	Personal and household goods repair and maintenance				
	All establishments	37	102	647	3 103
	Establishments with 1 to 4 employees	30	X	X	X
	Establishments with 5 to 9 employees	5	X	X	X
	Establishments with 10 to 19 employees	2	X	X	X
	Establishments with 20 to 49 employees	—	X	X	X
	Establishments with 50 to 99 employees	—	X	X	X
	Establishments with 100 to 249 employees	—	X	X	X
	Establishments with 250 to 499 employees	—	X	X	X
	Establishments with 500 to 999 employees	—	X	X	X
	Establishments with 1,000 employees or more	—	X	X	X

See footnotes at end of table.

Table 5. Establishments, Employees, and Payroll by Industry and Employment Size of Establishments by County: 2004—Con.

[Excludes most government employees, railroad employees, and self-employed persons. Size class 1 to 4 employees includes establishments having payroll, but no employees, during mid-March pay period. For meaning of abbreviations and symbols, see introductory text. For explanation of terms, see Appendix A. For statement on reliability, see the note at the end of the table and Appendix C]

NAICS code	Geography, kind of business, and employment size class	Establishments (number)	Paid employees for pay period including March 12 (number)	First-quarter payroll (\$1,000)	Annual payroll (\$1,000)
	MIDDLESEX—Con.				
81	Other services (except public administration)—Con.				
812	Personal and laundry services				
	All establishments	778	4 672	21 726	91 765
	Establishments with 1 to 4 employees	548	X	X	X
	Establishments with 5 to 9 employees	148	X	X	X
	Establishments with 10 to 19 employees	47	X	X	X
	Establishments with 20 to 49 employees	26	X	X	X
	Establishments with 50 to 99 employees	2	X	X	X
	Establishments with 100 to 249 employees	6	X	X	X
	Establishments with 250 to 499 employees	1	X	X	X
	Establishments with 500 to 999 employees	—	X	X	X
	Establishments with 1,000 employees or more	—	X	X	X
8121	Personal care services				
	All establishments	454	2 189	7 091	31 038
	Establishments with 1 to 4 employees	307	X	X	X
	Establishments with 5 to 9 employees	102	X	X	X
	Establishments with 10 to 19 employees	28	X	X	X
	Establishments with 20 to 49 employees	15	X	X	X
	Establishments with 50 to 99 employees	1	X	X	X
	Establishments with 100 to 249 employees	1	X	X	X
	Establishments with 250 to 499 employees	—	X	X	X
	Establishments with 500 to 999 employees	—	X	X	X
	Establishments with 1,000 employees or more	—	X	X	X
81211	Hair, nail, and skin care services				
	All establishments	406	1 969	6 512	28 452
	Establishments with 1 to 4 employees	276	X	X	X
	Establishments with 5 to 9 employees	89	X	X	X
	Establishments with 10 to 19 employees	26	X	X	X
	Establishments with 20 to 49 employees	13	X	X	X
	Establishments with 50 to 99 employees	1	X	X	X
	Establishments with 100 to 249 employees	1	X	X	X
	Establishments with 250 to 499 employees	—	X	X	X
	Establishments with 500 to 999 employees	—	X	X	X
	Establishments with 1,000 employees or more	—	X	X	X
812112	Beauty salons				
	All establishments	302	1 734	5 700	24 838
	Establishments with 1 to 4 employees	182	X	X	X
	Establishments with 5 to 9 employees	80	X	X	X
	Establishments with 10 to 19 employees	26	X	X	X
	Establishments with 20 to 49 employees	12	X	X	X
	Establishments with 50 to 99 employees	1	X	X	X
	Establishments with 100 to 249 employees	1	X	X	X
	Establishments with 250 to 499 employees	—	X	X	X
	Establishments with 500 to 999 employees	—	X	X	X
	Establishments with 1,000 employees or more	—	X	X	X
812113	Nail salons				
	All establishments	72	150	468	2 120
	Establishments with 1 to 4 employees	69	X	X	X
	Establishments with 5 to 9 employees	2	X	X	X
	Establishments with 10 to 19 employees	—	X	X	X
	Establishments with 20 to 49 employees	1	X	X	X
	Establishments with 50 to 99 employees	—	X	X	X
	Establishments with 100 to 249 employees	—	X	X	X
	Establishments with 250 to 499 employees	—	X	X	X
	Establishments with 500 to 999 employees	—	X	X	X
	Establishments with 1,000 employees or more	—	X	X	X
81219	Other personal care services				
	All establishments	48	220	579	2 586
	Establishments with 1 to 4 employees	31	X	X	X
	Establishments with 5 to 9 employees	13	X	X	X
	Establishments with 10 to 19 employees	2	X	X	X
	Establishments with 20 to 49 employees	2	X	X	X
	Establishments with 50 to 99 employees	—	X	X	X
	Establishments with 100 to 249 employees	—	X	X	X
	Establishments with 250 to 499 employees	—	X	X	X
	Establishments with 500 to 999 employees	—	X	X	X
	Establishments with 1,000 employees or more	—	X	X	X
812199	All other personal care services				
	All establishments	41	165	424	1 936
	Establishments with 1 to 4 employees	29	X	X	X
	Establishments with 5 to 9 employees	9	X	X	X
	Establishments with 10 to 19 employees	2	X	X	X
	Establishments with 20 to 49 employees	1	X	X	X
	Establishments with 50 to 99 employees	—	X	X	X
	Establishments with 100 to 249 employees	—	X	X	X
	Establishments with 250 to 499 employees	—	X	X	X
	Establishments with 500 to 999 employees	—	X	X	X
	Establishments with 1,000 employees or more	—	X	X	X

See footnotes at end of table.

Table 5. Establishments, Employees, and Payroll by Industry and Employment Size of Establishments by County: 2004—Con.

[Excludes most government employees, railroad employees, and self-employed persons. Size class 1 to 4 employees includes establishments having payroll, but no employees, during mid-March pay period. For meaning of abbreviations and symbols, see introductory text. For explanation of terms, see Appendix A. For statement on reliability, see the note at the end of the table and Appendix C]

NAICS code	Geography, kind of business, and employment size class	Establishments (number)	Paid employees for pay period including March 12 (number)	First-quarter payroll (\$1,000)	Annual payroll (\$1,000)
	MIDDLESEX—Con.				
81	Other services (except public administration)—Con.				
812	Personal and laundry services—Con.				
8122	Death care services				
	All establishments	54	358	3 565	13 027
	Establishments with 1 to 4 employees	30	X	X	X
	Establishments with 5 to 9 employees	13	X	X	X
	Establishments with 10 to 19 employees	9	X	X	X
	Establishments with 20 to 49 employees	2	X	X	X
	Establishments with 50 to 99 employees	—	X	X	X
	Establishments with 100 to 249 employees	—	X	X	X
	Establishments with 250 to 499 employees	—	X	X	X
	Establishments with 500 to 999 employees	—	X	X	X
	Establishments with 1,000 employees or more	—	X	X	X
81221	Funeral homes and funeral services				
	All establishments	37	204	1 744	7 700
	Establishments with 1 to 4 employees	23	X	X	X
	Establishments with 5 to 9 employees	9	X	X	X
	Establishments with 10 to 19 employees	4	X	X	X
	Establishments with 20 to 49 employees	1	X	X	X
	Establishments with 50 to 99 employees	—	X	X	X
	Establishments with 100 to 249 employees	—	X	X	X
	Establishments with 250 to 499 employees	—	X	X	X
	Establishments with 500 to 999 employees	—	X	X	X
	Establishments with 1,000 employees or more	—	X	X	X
812210	Funeral homes and funeral services				
	All establishments	37	204	1 744	7 700
	Establishments with 1 to 4 employees	23	X	X	X
	Establishments with 5 to 9 employees	9	X	X	X
	Establishments with 10 to 19 employees	4	X	X	X
	Establishments with 20 to 49 employees	1	X	X	X
	Establishments with 50 to 99 employees	—	X	X	X
	Establishments with 100 to 249 employees	—	X	X	X
	Establishments with 250 to 499 employees	—	X	X	X
	Establishments with 500 to 999 employees	—	X	X	X
	Establishments with 1,000 employees or more	—	X	X	X
81222	Cemeteries and crematories				
	All establishments	17	154	1 821	5 327
	Establishments with 1 to 4 employees	7	X	X	X
	Establishments with 5 to 9 employees	4	X	X	X
	Establishments with 10 to 19 employees	5	X	X	X
	Establishments with 20 to 49 employees	1	X	X	X
	Establishments with 50 to 99 employees	—	X	X	X
	Establishments with 100 to 249 employees	—	X	X	X
	Establishments with 250 to 499 employees	—	X	X	X
	Establishments with 500 to 999 employees	—	X	X	X
	Establishments with 1,000 employees or more	—	X	X	X
812220	Cemeteries and crematories				
	All establishments	17	154	1 821	5 327
	Establishments with 1 to 4 employees	7	X	X	X
	Establishments with 5 to 9 employees	4	X	X	X
	Establishments with 10 to 19 employees	5	X	X	X
	Establishments with 20 to 49 employees	1	X	X	X
	Establishments with 50 to 99 employees	—	X	X	X
	Establishments with 100 to 249 employees	—	X	X	X
	Establishments with 250 to 499 employees	—	X	X	X
	Establishments with 500 to 999 employees	—	X	X	X
	Establishments with 1,000 employees or more	—	X	X	X
8123	Drycleaning and laundry services				
	All establishments	185	1 753	8 784	37 553
	Establishments with 1 to 4 employees	148	X	X	X
	Establishments with 5 to 9 employees	20	X	X	X
	Establishments with 10 to 19 employees	7	X	X	X
	Establishments with 20 to 49 employees	3	X	X	X
	Establishments with 50 to 99 employees	1	X	X	X
	Establishments with 100 to 249 employees	5	X	X	X
	Establishments with 250 to 499 employees	1	X	X	X
	Establishments with 500 to 999 employees	—	X	X	X
	Establishments with 1,000 employees or more	—	X	X	X
81231	Coin-operated laundries and drycleaners				
	All establishments	54	209	1 382	5 056
	Establishments with 1 to 4 employees	45	X	X	X
	Establishments with 5 to 9 employees	5	X	X	X
	Establishments with 10 to 19 employees	2	X	X	X
	Establishments with 20 to 49 employees	1	X	X	X
	Establishments with 50 to 99 employees	1	X	X	X
	Establishments with 100 to 249 employees	—	X	X	X
	Establishments with 250 to 499 employees	—	X	X	X
	Establishments with 500 to 999 employees	—	X	X	X
	Establishments with 1,000 employees or more	—	X	X	X

See footnotes at end of table.

Table 5. Establishments, Employees, and Payroll by Industry and Employment Size of Establishments by County: 2004—Con.

[Excludes most government employees, railroad employees, and self-employed persons. Size class 1 to 4 employees includes establishments having payroll, but no employees, during mid-March pay period. For meaning of abbreviations and symbols, see introductory text. For explanation of terms, see Appendix A. For statement on reliability, see the note at the end of the table and Appendix C]

NAICS code	Geography, kind of business, and employment size class	Establishments (number)	Paid employees for pay period including March 12 (number)	First-quarter payroll (\$1,000)	Annual payroll (\$1,000)
	MIDDLESEX—Con.				
81	Other services (except public administration)—Con.				
812	Personal and laundry services—Con.				
8123	Drycleaning and laundry services—Con.				
81231	Coin-operated laundries and drycleaners—Con.				
812310	Coin-operated laundries and drycleaners				
	All establishments	54	209	1 382	5 056
	Establishments with 1 to 4 employees	45	X	X	X
	Establishments with 5 to 9 employees	5	X	X	X
	Establishments with 10 to 19 employees	2	X	X	X
	Establishments with 20 to 49 employees	1	X	X	X
	Establishments with 50 to 99 employees	1	X	X	X
	Establishments with 100 to 249 employees	—	X	X	X
	Establishments with 250 to 499 employees	—	X	X	X
	Establishments with 500 to 999 employees	—	X	X	X
	Establishments with 1,000 employees or more	—	X	X	X
81232	Drycleaning and laundry services (except coin-operated)				
	All establishments	121	662	2 752	12 475
	Establishments with 1 to 4 employees	100	X	X	X
	Establishments with 5 to 9 employees	15	X	X	X
	Establishments with 10 to 19 employees	3	X	X	X
	Establishments with 20 to 49 employees	1	X	X	X
	Establishments with 50 to 99 employees	—	X	X	X
	Establishments with 100 to 249 employees	2	X	X	X
	Establishments with 250 to 499 employees	—	X	X	X
	Establishments with 500 to 999 employees	—	X	X	X
	Establishments with 1,000 employees or more	—	X	X	X
812320	Drycleaning and laundry services (except coin-operated)				
	All establishments	121	662	2 752	12 475
	Establishments with 1 to 4 employees	100	X	X	X
	Establishments with 5 to 9 employees	15	X	X	X
	Establishments with 10 to 19 employees	3	X	X	X
	Establishments with 20 to 49 employees	1	X	X	X
	Establishments with 50 to 99 employees	—	X	X	X
	Establishments with 100 to 249 employees	2	X	X	X
	Establishments with 250 to 499 employees	—	X	X	X
	Establishments with 500 to 999 employees	—	X	X	X
	Establishments with 1,000 employees or more	—	X	X	X
81233	Linen and uniform supply				
	All establishments	10	882	4 650	20 022
	Establishments with 1 to 4 employees	3	X	X	X
	Establishments with 5 to 9 employees	—	X	X	X
	Establishments with 10 to 19 employees	2	X	X	X
	Establishments with 20 to 49 employees	1	X	X	X
	Establishments with 50 to 99 employees	—	X	X	X
	Establishments with 100 to 249 employees	3	X	X	X
	Establishments with 250 to 499 employees	1	X	X	X
	Establishments with 500 to 999 employees	—	X	X	X
	Establishments with 1,000 employees or more	—	X	X	X
812331	Linen supply				
	All establishments	3	e	D	D
	Establishments with 1 to 4 employees	2	X	X	X
	Establishments with 5 to 9 employees	—	X	X	X
	Establishments with 10 to 19 employees	—	X	X	X
	Establishments with 20 to 49 employees	—	X	X	X
	Establishments with 50 to 99 employees	—	X	X	X
	Establishments with 100 to 249 employees	—	X	X	X
	Establishments with 250 to 499 employees	1	X	X	X
	Establishments with 500 to 999 employees	—	X	X	X
	Establishments with 1,000 employees or more	—	X	X	X
812332	Industrial launderers				
	All establishments	7	f	D	D
	Establishments with 1 to 4 employees	1	X	X	X
	Establishments with 5 to 9 employees	—	X	X	X
	Establishments with 10 to 19 employees	2	X	X	X
	Establishments with 20 to 49 employees	1	X	X	X
	Establishments with 50 to 99 employees	—	X	X	X
	Establishments with 100 to 249 employees	3	X	X	X
	Establishments with 250 to 499 employees	—	X	X	X
	Establishments with 500 to 999 employees	—	X	X	X
	Establishments with 1,000 employees or more	—	X	X	X
8129	Other personal services				
	All establishments	85	372	2 286	10 147
	Establishments with 1 to 4 employees	63	X	X	X
	Establishments with 5 to 9 employees	13	X	X	X
	Establishments with 10 to 19 employees	3	X	X	X
	Establishments with 20 to 49 employees	6	X	X	X
	Establishments with 50 to 99 employees	—	X	X	X
	Establishments with 100 to 249 employees	—	X	X	X
	Establishments with 250 to 499 employees	—	X	X	X
	Establishments with 500 to 999 employees	—	X	X	X

See footnotes at end of table.

Table 5. Establishments, Employees, and Payroll by Industry and Employment Size of Establishments by County: 2004—Con.

[Excludes most government employees, railroad employees, and self-employed persons. Size class 1 to 4 employees includes establishments having payroll, but no employees, during mid-March pay period. For meaning of abbreviations and symbols, see introductory text. For explanation of terms, see Appendix A. For statement on reliability, see the note at the end of the table and Appendix C]

NAICS code	Geography, kind of business, and employment size class	Establishments (number)	Paid employees for pay period including March 12 (number)	First-quarter payroll (\$1,000)	Annual payroll (\$1,000)
	MIDDLESEX—Con.				
81	Other services (except public administration)—Con.				
812	Personal and laundry services—Con.				
8129	Other personal services—Con.				
	All establishments—Con.				
	Establishments with 1,000 employees or more	—	X	X	X
81299	All other personal services				
	All establishments	43	174	1 310	6 606
	Establishments with 1 to 4 employees	33	X	X	X
	Establishments with 5 to 9 employees	6	X	X	X
	Establishments with 10 to 19 employees	1	X	X	X
	Establishments with 20 to 49 employees	3	X	X	X
	Establishments with 50 to 99 employees	—	X	X	X
	Establishments with 100 to 249 employees	—	X	X	X
	Establishments with 250 to 499 employees	—	X	X	X
	Establishments with 500 to 999 employees	—	X	X	X
	Establishments with 1,000 employees or more	—	X	X	X
812990	All other personal services				
	All establishments	43	174	1 310	6 606
	Establishments with 1 to 4 employees	33	X	X	X
	Establishments with 5 to 9 employees	6	X	X	X
	Establishments with 10 to 19 employees	1	X	X	X
	Establishments with 20 to 49 employees	3	X	X	X
	Establishments with 50 to 99 employees	—	X	X	X
	Establishments with 100 to 249 employees	—	X	X	X
	Establishments with 250 to 499 employees	—	X	X	X
	Establishments with 500 to 999 employees	—	X	X	X
	Establishments with 1,000 employees or more	—	X	X	X
813	Religious, grantmaking, civic, professional, and similar organizations				
	All establishments	547	7 295	53 278	221 576
	Establishments with 1 to 4 employees	288	X	X	X
	Establishments with 5 to 9 employees	129	X	X	X
	Establishments with 10 to 19 employees	55	X	X	X
	Establishments with 20 to 49 employees	47	X	X	X
	Establishments with 50 to 99 employees	23	X	X	X
	Establishments with 100 to 249 employees	1	X	X	X
	Establishments with 250 to 499 employees	2	X	X	X
	Establishments with 500 to 999 employees	2	X	X	X
	Establishments with 1,000 employees or more	—	X	X	X
8131	Religious organizations				
	All establishments	265	3 855	18 454	75 265
	Establishments with 1 to 4 employees	133	X	X	X
	Establishments with 5 to 9 employees	63	X	X	X
	Establishments with 10 to 19 employees	24	X	X	X
	Establishments with 20 to 49 employees	27	X	X	X
	Establishments with 50 to 99 employees	16	X	X	X
	Establishments with 100 to 249 employees	—	X	X	X
	Establishments with 250 to 499 employees	1	X	X	X
	Establishments with 500 to 999 employees	1	X	X	X
	Establishments with 1,000 employees or more	—	X	X	X
81311	Religious organizations				
	All establishments	265	3 855	18 454	75 265
	Establishments with 1 to 4 employees	133	X	X	X
	Establishments with 5 to 9 employees	63	X	X	X
	Establishments with 10 to 19 employees	24	X	X	X
	Establishments with 20 to 49 employees	27	X	X	X
	Establishments with 50 to 99 employees	16	X	X	X
	Establishments with 100 to 249 employees	—	X	X	X
	Establishments with 250 to 499 employees	1	X	X	X
	Establishments with 500 to 999 employees	1	X	X	X
	Establishments with 1,000 employees or more	—	X	X	X
813110	Religious organizations				
	All establishments	265	3 855	18 454	75 265
	Establishments with 1 to 4 employees	133	X	X	X
	Establishments with 5 to 9 employees	63	X	X	X
	Establishments with 10 to 19 employees	24	X	X	X
	Establishments with 20 to 49 employees	27	X	X	X
	Establishments with 50 to 99 employees	16	X	X	X
	Establishments with 100 to 249 employees	—	X	X	X
	Establishments with 250 to 499 employees	1	X	X	X
	Establishments with 500 to 999 employees	1	X	X	X
	Establishments with 1,000 employees or more	—	X	X	X
8132	Grantmaking and giving services				
	All establishments	29	676	4 781	20 308
	Establishments with 1 to 4 employees	10	X	X	X
	Establishments with 5 to 9 employees	9	X	X	X
	Establishments with 10 to 19 employees	4	X	X	X
	Establishments with 20 to 49 employees	3	X	X	X
	Establishments with 50 to 99 employees	2	X	X	X
	Establishments with 100 to 249 employees	—	X	X	X
	Establishments with 250 to 499 employees	1	X	X	X
	Establishments with 500 to 999 employees	—	X	X	X

See footnotes at end of table.

Table 5. Establishments, Employees, and Payroll by Industry and Employment Size of Establishments by County: 2004—Con.

[Excludes most government employees, railroad employees, and self-employed persons. Size class 1 to 4 employees includes establishments having payroll, but no employees, during mid-March pay period. For meaning of abbreviations and symbols, see introductory text. For explanation of terms, see Appendix A. For statement on reliability, see the note at the end of the table and Appendix C]

NAICS code	Geography, kind of business, and employment size class	Establishments (number)	Paid employees for pay period including March 12 (number)	First-quarter payroll (\$1,000)	Annual payroll (\$1,000)
	MIDDLESEX—Con.				
81	Other services (except public administration)—Con.				
813	Religious, grantmaking, civic, professional, and similar organizations—Con.				
8132	Grantmaking and giving services—Con.				
	All establishments—Con.				
	Establishments with 1,000 employees or more	—	X	X	X
81321	Grantmaking and giving services				
	All establishments	29	676	4 781	20 308
	Establishments with 1 to 4 employees	10	X	X	X
	Establishments with 5 to 9 employees	9	X	X	X
	Establishments with 10 to 19 employees	4	X	X	X
	Establishments with 20 to 49 employees	3	X	X	X
	Establishments with 50 to 99 employees	2	X	X	X
	Establishments with 100 to 249 employees	—	X	X	X
	Establishments with 250 to 499 employees	1	X	X	X
	Establishments with 500 to 999 employees	—	X	X	X
	Establishments with 1,000 employees or more	—	X	X	X
813211	Grantmaking foundations				
	All establishments	13	474	2 782	12 064
	Establishments with 1 to 4 employees	6	X	X	X
	Establishments with 5 to 9 employees	3	X	X	X
	Establishments with 10 to 19 employees	1	X	X	X
	Establishments with 20 to 49 employees	1	X	X	X
	Establishments with 50 to 99 employees	1	X	X	X
	Establishments with 100 to 249 employees	—	X	X	X
	Establishments with 250 to 499 employees	1	X	X	X
	Establishments with 500 to 999 employees	—	X	X	X
	Establishments with 1,000 employees or more	—	X	X	X
813212	Voluntary health organizations				
	All establishments	13	168	1 647	6 752
	Establishments with 1 to 4 employees	4	X	X	X
	Establishments with 5 to 9 employees	5	X	X	X
	Establishments with 10 to 19 employees	1	X	X	X
	Establishments with 20 to 49 employees	2	X	X	X
	Establishments with 50 to 99 employees	1	X	X	X
	Establishments with 100 to 249 employees	—	X	X	X
	Establishments with 250 to 499 employees	—	X	X	X
	Establishments with 500 to 999 employees	—	X	X	X
	Establishments with 1,000 employees or more	—	X	X	X
8133	Social advocacy organizations				
	All establishments	17	267	1 632	7 062
	Establishments with 1 to 4 employees	4	X	X	X
	Establishments with 5 to 9 employees	8	X	X	X
	Establishments with 10 to 19 employees	1	X	X	X
	Establishments with 20 to 49 employees	2	X	X	X
	Establishments with 50 to 99 employees	2	X	X	X
	Establishments with 100 to 249 employees	—	X	X	X
	Establishments with 250 to 499 employees	—	X	X	X
	Establishments with 500 to 999 employees	—	X	X	X
	Establishments with 1,000 employees or more	—	X	X	X
81331	Social advocacy organizations				
	All establishments	17	267	1 632	7 062
	Establishments with 1 to 4 employees	4	X	X	X
	Establishments with 5 to 9 employees	8	X	X	X
	Establishments with 10 to 19 employees	1	X	X	X
	Establishments with 20 to 49 employees	2	X	X	X
	Establishments with 50 to 99 employees	2	X	X	X
	Establishments with 100 to 249 employees	—	X	X	X
	Establishments with 250 to 499 employees	—	X	X	X
	Establishments with 500 to 999 employees	—	X	X	X
	Establishments with 1,000 employees or more	—	X	X	X
813311	Human rights organizations				
	All establishments	5	124	871	3 768
	Establishments with 1 to 4 employees	1	X	X	X
	Establishments with 5 to 9 employees	2	X	X	X
	Establishments with 10 to 19 employees	—	X	X	X
	Establishments with 20 to 49 employees	1	X	X	X
	Establishments with 50 to 99 employees	1	X	X	X
	Establishments with 100 to 249 employees	—	X	X	X
	Establishments with 250 to 499 employees	—	X	X	X
	Establishments with 500 to 999 employees	—	X	X	X
	Establishments with 1,000 employees or more	—	X	X	X
813319	Other social advocacy organizations				

See footnotes at end of table.

Table 5. Establishments, Employees, and Payroll by Industry and Employment Size of Establishments by County: 2004—Con.

[Excludes most government employees, railroad employees, and self-employed persons. Size class 1 to 4 employees includes establishments having payroll, but no employees, during mid-March pay period. For meaning of abbreviations and symbols, see introductory text. For explanation of terms, see Appendix A. For statement on reliability, see the note at the end of the table and Appendix C]

NAICS code	Geography, kind of business, and employment size class	Establishments (number)	Paid employees for pay period including March 12 (number)	First-quarter payroll (\$1,000)	Annual payroll (\$1,000)
	MIDDLESEX—Con.				
81	Other services (except public administration)—Con.				
813	Religious, grantmaking, civic, professional, and similar organizations—Con.				
8133	Social advocacy organizations—Con.				
81331	Social advocacy organizations—Con.				
813319	Other social advocacy organizations—Con.				
	All establishments	7	106	654	2 799
	Establishments with 1 to 4 employees	1	X	X	X
	Establishments with 5 to 9 employees	4	X	X	X
	Establishments with 10 to 19 employees	1	X	X	X
	Establishments with 20 to 49 employees	—	X	X	X
	Establishments with 50 to 99 employees	1	X	X	X
	Establishments with 100 to 249 employees	—	X	X	X
	Establishments with 250 to 499 employees	—	X	X	X
	Establishments with 500 to 999 employees	—	X	X	X
	Establishments with 1,000 employees or more	—	X	X	X
8134	Civic and social organizations				
	All establishments	32	337	2 014	8 562
	Establishments with 1 to 4 employees	18	X	X	X
	Establishments with 5 to 9 employees	5	X	X	X
	Establishments with 10 to 19 employees	5	X	X	X
	Establishments with 20 to 49 employees	3	X	X	X
	Establishments with 50 to 99 employees	1	X	X	X
	Establishments with 100 to 249 employees	—	X	X	X
	Establishments with 250 to 499 employees	—	X	X	X
	Establishments with 500 to 999 employees	—	X	X	X
	Establishments with 1,000 employees or more	—	X	X	X
81341	Civic and social organizations				
	All establishments	32	337	2 014	8 562
	Establishments with 1 to 4 employees	18	X	X	X
	Establishments with 5 to 9 employees	5	X	X	X
	Establishments with 10 to 19 employees	5	X	X	X
	Establishments with 20 to 49 employees	3	X	X	X
	Establishments with 50 to 99 employees	1	X	X	X
	Establishments with 100 to 249 employees	—	X	X	X
	Establishments with 250 to 499 employees	—	X	X	X
	Establishments with 500 to 999 employees	—	X	X	X
	Establishments with 1,000 employees or more	—	X	X	X
813410	Civic and social organizations				
	All establishments	32	337	2 014	8 562
	Establishments with 1 to 4 employees	18	X	X	X
	Establishments with 5 to 9 employees	5	X	X	X
	Establishments with 10 to 19 employees	5	X	X	X
	Establishments with 20 to 49 employees	3	X	X	X
	Establishments with 50 to 99 employees	1	X	X	X
	Establishments with 100 to 249 employees	—	X	X	X
	Establishments with 250 to 499 employees	—	X	X	X
	Establishments with 500 to 999 employees	—	X	X	X
	Establishments with 1,000 employees or more	—	X	X	X
8139	Business, professional, labor, political, and similar organizations				
	All establishments	204	2 160	26 397	110 379
	Establishments with 1 to 4 employees	123	X	X	X
	Establishments with 5 to 9 employees	44	X	X	X
	Establishments with 10 to 19 employees	21	X	X	X
	Establishments with 20 to 49 employees	12	X	X	X
	Establishments with 50 to 99 employees	2	X	X	X
	Establishments with 100 to 249 employees	1	X	X	X
	Establishments with 250 to 499 employees	—	X	X	X
	Establishments with 500 to 999 employees	1	X	X	X
	Establishments with 1,000 employees or more	—	X	X	X
81391	Business associations				
	All establishments	51	263	4 454	19 375
	Establishments with 1 to 4 employees	33	X	X	X
	Establishments with 5 to 9 employees	11	X	X	X
	Establishments with 10 to 19 employees	5	X	X	X
	Establishments with 20 to 49 employees	2	X	X	X
	Establishments with 50 to 99 employees	—	X	X	X
	Establishments with 100 to 249 employees	—	X	X	X
	Establishments with 250 to 499 employees	—	X	X	X
	Establishments with 500 to 999 employees	—	X	X	X
	Establishments with 1,000 employees or more	—	X	X	X
813910	Business associations				
	All establishments	51	263	4 454	19 375
	Establishments with 1 to 4 employees	33	X	X	X
	Establishments with 5 to 9 employees	11	X	X	X
	Establishments with 10 to 19 employees	5	X	X	X
	Establishments with 20 to 49 employees	2	X	X	X
	Establishments with 50 to 99 employees	—	X	X	X
	Establishments with 100 to 249 employees	—	X	X	X
	Establishments with 250 to 499 employees	—	X	X	X
	Establishments with 500 to 999 employees	—	X	X	X
	Establishments with 1,000 employees or more	—	X	X	X

See footnotes at end of table.

Table 5. Establishments, Employees, and Payroll by Industry and Employment Size of Establishments by County: 2004—Con.

[Excludes most government employees, railroad employees, and self-employed persons. Size class 1 to 4 employees includes establishments having payroll, but no employees, during mid-March pay period. For meaning of abbreviations and symbols, see introductory text. For explanation of terms, see Appendix A. For statement on reliability, see the note at the end of the table and Appendix C]

NAICS code	Geography, kind of business, and employment size class	Establishments (number)	Paid employees for pay period including March 12 (number)	First-quarter payroll (\$1,000)	Annual payroll (\$1,000)
	MIDDLESEX—Con.				
81	Other services (except public administration)—Con.				
813	Religious, grantmaking, civic, professional, and similar organizations—Con.				
8139	Business, professional, labor, political, and similar organizations—Con.				
81391	Business associations—Con.				
813910	Business associations—Con.				
	All establishments—Con.				
	Establishments with 500 to 999 employees	—	X	X	X
	Establishments with 1,000 employees or more	—	X	X	X
81392	Professional organizations				
	All establishments	32	1 028	14 503	60 211
	Establishments with 1 to 4 employees	14	X	X	X
	Establishments with 5 to 9 employees	9	X	X	X
	Establishments with 10 to 19 employees	3	X	X	X
	Establishments with 20 to 49 employees	4	X	X	X
	Establishments with 50 to 99 employees	1	X	X	X
	Establishments with 100 to 249 employees	—	X	X	X
	Establishments with 250 to 499 employees	—	X	X	X
	Establishments with 500 to 999 employees	1	X	X	X
	Establishments with 1,000 employees or more	—	X	X	X
813920	Professional organizations				
	All establishments	32	1 028	14 503	60 211
	Establishments with 1 to 4 employees	14	X	X	X
	Establishments with 5 to 9 employees	9	X	X	X
	Establishments with 10 to 19 employees	3	X	X	X
	Establishments with 20 to 49 employees	4	X	X	X
	Establishments with 50 to 99 employees	1	X	X	X
	Establishments with 100 to 249 employees	—	X	X	X
	Establishments with 250 to 499 employees	—	X	X	X
	Establishments with 500 to 999 employees	1	X	X	X
	Establishments with 1,000 employees or more	—	X	X	X
81393	Labor Unions and Similar Labor Organizations				
	All establishments	65	522	5 022	20 855
	Establishments with 1 to 4 employees	31	X	X	X
	Establishments with 5 to 9 employees	19	X	X	X
	Establishments with 10 to 19 employees	12	X	X	X
	Establishments with 20 to 49 employees	2	X	X	X
	Establishments with 50 to 99 employees	—	X	X	X
	Establishments with 100 to 249 employees	1	X	X	X
	Establishments with 250 to 499 employees	—	X	X	X
	Establishments with 500 to 999 employees	—	X	X	X
	Establishments with 1,000 employees or more	—	X	X	X
813930	Labor Unions and Similar Labor Organizations				
	All establishments	65	522	5 022	20 855
	Establishments with 1 to 4 employees	31	X	X	X
	Establishments with 5 to 9 employees	19	X	X	X
	Establishments with 10 to 19 employees	12	X	X	X
	Establishments with 20 to 49 employees	2	X	X	X
	Establishments with 50 to 99 employees	—	X	X	X
	Establishments with 100 to 249 employees	1	X	X	X
	Establishments with 250 to 499 employees	—	X	X	X
	Establishments with 500 to 999 employees	—	X	X	X
	Establishments with 1,000 employees or more	—	X	X	X
81399	Other similar organizations (except business, professional, labor, and political organizations)				
	All establishments	49	335	2 302	9 428
	Establishments with 1 to 4 employees	38	X	X	X
	Establishments with 5 to 9 employees	5	X	X	X
	Establishments with 10 to 19 employees	1	X	X	X
	Establishments with 20 to 49 employees	4	X	X	X
	Establishments with 50 to 99 employees	1	X	X	X
	Establishments with 100 to 249 employees	—	X	X	X
	Establishments with 250 to 499 employees	—	X	X	X
	Establishments with 500 to 999 employees	—	X	X	X
	Establishments with 1,000 employees or more	—	X	X	X
813990	Other similar organizations (except business, professional, labor, and political organizations)				
	All establishments	49	335	2 302	9 428
	Establishments with 1 to 4 employees	38	X	X	X
	Establishments with 5 to 9 employees	5	X	X	X
	Establishments with 10 to 19 employees	1	X	X	X
	Establishments with 20 to 49 employees	4	X	X	X
	Establishments with 50 to 99 employees	1	X	X	X
	Establishments with 100 to 249 employees	—	X	X	X
	Establishments with 250 to 499 employees	—	X	X	X
	Establishments with 500 to 999 employees	—	X	X	X
	Establishments with 1,000 employees or more	—	X	X	X

See footnotes at end of table.

Table 5. Establishments, Employees, and Payroll by Industry and Employment Size of Establishments by County: 2004—Con.

[Excludes most government employees, railroad employees, and self-employed persons. Size class 1 to 4 employees includes establishments having payroll, but no employees, during mid-March pay period. For meaning of abbreviations and symbols, see introductory text. For explanation of terms, see Appendix A. For statement on reliability, see the note at the end of the table and Appendix C]

NAICS code	Geography, kind of business, and employment size class	Establishments (number)	Paid employees for pay period including March 12 (number)	First-quarter payroll (\$1,000)	Annual payroll (\$1,000)
99	MIDDLESEX—Con.				
	Industries not classified				
	All establishments	119	c	D	D
	Establishments with 1 to 4 employees	111	X	X	X
	Establishments with 5 to 9 employees	5	X	X	X
	Establishments with 10 to 19 employees	1	X	X	X
	Establishments with 20 to 49 employees	2	X	X	X
	Establishments with 50 to 99 employees	—	X	X	X
	Establishments with 100 to 249 employees	—	X	X	X
	Establishments with 250 to 499 employees	—	X	X	X
	Establishments with 500 to 999 employees	—	X	X	X
	Establishments with 1,000 employees or more	—	X	X	X
	MONMOUTH				
	Total for all sectors				
	All establishments	19 543	226 748	2 084 709	8 884 579
Establishments with 1 to 4 employees	11 592	X	X	X	
Establishments with 5 to 9 employees	3 548	X	X	X	
Establishments with 10 to 19 employees	2 250	X	X	X	
Establishments with 20 to 49 employees	1 395	X	X	X	
Establishments with 50 to 99 employees	431	X	X	X	
Establishments with 100 to 249 employees	255	X	X	X	
Establishments with 250 to 499 employees	49	X	X	X	
Establishments with 500 to 999 employees	12	X	X	X	
Establishments with 1,000 employees or more	11	X	X	X	
11	Forestry, fishing & hunting, and agricultural support services (NAICS 113-115)				
	All establishments	34	132	843	4 067
	Establishments with 1 to 4 employees	27	X	X	X
	Establishments with 5 to 9 employees	3	X	X	X
	Establishments with 10 to 19 employees	3	X	X	X
	Establishments with 20 to 49 employees	1	X	X	X
	Establishments with 50 to 99 employees	—	X	X	X
	Establishments with 100 to 249 employees	—	X	X	X
	Establishments with 250 to 499 employees	—	X	X	X
	Establishments with 500 to 999 employees	—	X	X	X
	Establishments with 1,000 employees or more	—	X	X	X
115	Support activities for agriculture and forestry				
	All establishments	26	c	D	D
	Establishments with 1 to 4 employees	20	X	X	X
	Establishments with 5 to 9 employees	3	X	X	X
	Establishments with 10 to 19 employees	2	X	X	X
	Establishments with 20 to 49 employees	1	X	X	X
	Establishments with 50 to 99 employees	—	X	X	X
	Establishments with 100 to 249 employees	—	X	X	X
	Establishments with 250 to 499 employees	—	X	X	X
	Establishments with 500 to 999 employees	—	X	X	X
	Establishments with 1,000 employees or more	—	X	X	X
1152	Support activities for animal production				
	All establishments	25	c	D	D
	Establishments with 1 to 4 employees	19	X	X	X
	Establishments with 5 to 9 employees	3	X	X	X
	Establishments with 10 to 19 employees	2	X	X	X
	Establishments with 20 to 49 employees	1	X	X	X
	Establishments with 50 to 99 employees	—	X	X	X
	Establishments with 100 to 249 employees	—	X	X	X
	Establishments with 250 to 499 employees	—	X	X	X
	Establishments with 500 to 999 employees	—	X	X	X
	Establishments with 1,000 employees or more	—	X	X	X
11521	Support activities for animal production				
	All establishments	25	c	D	D
	Establishments with 1 to 4 employees	19	X	X	X
	Establishments with 5 to 9 employees	3	X	X	X
	Establishments with 10 to 19 employees	2	X	X	X
	Establishments with 20 to 49 employees	1	X	X	X
	Establishments with 50 to 99 employees	—	X	X	X
	Establishments with 100 to 249 employees	—	X	X	X
	Establishments with 250 to 499 employees	—	X	X	X
	Establishments with 500 to 999 employees	—	X	X	X
	Establishments with 1,000 employees or more	—	X	X	X
115210	Support activities for animal production				
	All establishments	25	c	D	D
	Establishments with 1 to 4 employees	19	X	X	X
	Establishments with 5 to 9 employees	3	X	X	X
	Establishments with 10 to 19 employees	2	X	X	X
	Establishments with 20 to 49 employees	1	X	X	X
	Establishments with 50 to 99 employees	—	X	X	X
	Establishments with 100 to 249 employees	—	X	X	X
	Establishments with 250 to 499 employees	—	X	X	X
	Establishments with 500 to 999 employees	—	X	X	X
	Establishments with 1,000 employees or more	—	X	X	X

See footnotes at end of table.

Table 5. Establishments, Employees, and Payroll by Industry and Employment Size of Establishments by County: 2004—Con.

[Excludes most government employees, railroad employees, and self-employed persons. Size class 1 to 4 employees includes establishments having payroll, but no employees, during mid-March pay period. For meaning of abbreviations and symbols, see introductory text. For explanation of terms, see Appendix A. For statement on reliability, see the note at the end of the table and Appendix C]

NAICS code	Geography, kind of business, and employment size class	Establishments (number)	Paid employees for pay period including March 12 (number)	First-quarter payroll (\$1,000)	Annual payroll (\$1,000)
	MONMOUTH—Con.				
21	Mining				
	All establishments	4	a	D	D
	Establishments with 1 to 4 employees	3	X	X	X
	Establishments with 5 to 9 employees	1	X	X	X
	Establishments with 10 to 19 employees	—	X	X	X
	Establishments with 20 to 49 employees	—	X	X	X
	Establishments with 50 to 99 employees	—	X	X	X
	Establishments with 100 to 249 employees	—	X	X	X
	Establishments with 250 to 499 employees	—	X	X	X
	Establishments with 500 to 999 employees	—	X	X	X
	Establishments with 1,000 employees or more	—	X	X	X
22	Utilities				
	All establishments	35	1 640	23 929	93 746
	Establishments with 1 to 4 employees	7	X	X	X
	Establishments with 5 to 9 employees	5	X	X	X
	Establishments with 10 to 19 employees	3	X	X	X
	Establishments with 20 to 49 employees	8	X	X	X
	Establishments with 50 to 99 employees	6	X	X	X
	Establishments with 100 to 249 employees	6	X	X	X
	Establishments with 250 to 499 employees	—	X	X	X
	Establishments with 500 to 999 employees	—	X	X	X
	Establishments with 1,000 employees or more	—	X	X	X
221	Utilities				
	All establishments	35	1 640	23 929	93 746
	Establishments with 1 to 4 employees	7	X	X	X
	Establishments with 5 to 9 employees	5	X	X	X
	Establishments with 10 to 19 employees	3	X	X	X
	Establishments with 20 to 49 employees	8	X	X	X
	Establishments with 50 to 99 employees	6	X	X	X
	Establishments with 100 to 249 employees	6	X	X	X
	Establishments with 250 to 499 employees	—	X	X	X
	Establishments with 500 to 999 employees	—	X	X	X
	Establishments with 1,000 employees or more	—	X	X	X
2211	Electric power generation, transmission, and distribution				
	All establishments	18	f	D	D
	Establishments with 1 to 4 employees	4	X	X	X
	Establishments with 5 to 9 employees	3	X	X	X
	Establishments with 10 to 19 employees	1	X	X	X
	Establishments with 20 to 49 employees	2	X	X	X
	Establishments with 50 to 99 employees	5	X	X	X
	Establishments with 100 to 249 employees	3	X	X	X
	Establishments with 250 to 499 employees	—	X	X	X
	Establishments with 500 to 999 employees	—	X	X	X
	Establishments with 1,000 employees or more	—	X	X	X
22112	Electric power transmission, control, and distribution				
	All establishments	17	f	D	D
	Establishments with 1 to 4 employees	4	X	X	X
	Establishments with 5 to 9 employees	2	X	X	X
	Establishments with 10 to 19 employees	1	X	X	X
	Establishments with 20 to 49 employees	2	X	X	X
	Establishments with 50 to 99 employees	5	X	X	X
	Establishments with 100 to 249 employees	3	X	X	X
	Establishments with 250 to 499 employees	—	X	X	X
	Establishments with 500 to 999 employees	—	X	X	X
	Establishments with 1,000 employees or more	—	X	X	X
221122	Electric power distribution				
	All establishments	16	f	D	D
	Establishments with 1 to 4 employees	4	X	X	X
	Establishments with 5 to 9 employees	2	X	X	X
	Establishments with 10 to 19 employees	—	X	X	X
	Establishments with 20 to 49 employees	2	X	X	X
	Establishments with 50 to 99 employees	5	X	X	X
	Establishments with 100 to 249 employees	3	X	X	X
	Establishments with 250 to 499 employees	—	X	X	X
	Establishments with 500 to 999 employees	—	X	X	X
	Establishments with 1,000 employees or more	—	X	X	X
2212	Natural gas distribution				
	All establishments	9	f	D	D
	Establishments with 1 to 4 employees	—	X	X	X
	Establishments with 5 to 9 employees	1	X	X	X
	Establishments with 10 to 19 employees	1	X	X	X
	Establishments with 20 to 49 employees	4	X	X	X
	Establishments with 50 to 99 employees	1	X	X	X
	Establishments with 100 to 249 employees	2	X	X	X
	Establishments with 250 to 499 employees	—	X	X	X
	Establishments with 500 to 999 employees	—	X	X	X
	Establishments with 1,000 employees or more	—	X	X	X

See footnotes at end of table.

Table 5. Establishments, Employees, and Payroll by Industry and Employment Size of Establishments by County: 2004—Con.

[Excludes most government employees, railroad employees, and self-employed persons. Size class 1 to 4 employees includes establishments having payroll, but no employees, during mid-March pay period. For meaning of abbreviations and symbols, see introductory text. For explanation of terms, see Appendix A. For statement on reliability, see the note at the end of the table and Appendix C]

NAICS code	Geography, kind of business, and employment size class	Establishments (number)	Paid employees for pay period including March 12 (number)	First-quarter payroll (\$1,000)	Annual payroll (\$1,000)
22	MONMOUTH—Con.				
	Utilities—Con.				
221	Utilities—Con.				
2212	Natural gas distribution—Con.				
22121	Natural gas distribution				
	All establishments	9	f	D	D
	Establishments with 1 to 4 employees	—	X	X	X
	Establishments with 5 to 9 employees	1	X	X	X
	Establishments with 10 to 19 employees	1	X	X	X
	Establishments with 20 to 49 employees	4	X	X	X
	Establishments with 50 to 99 employees	1	X	X	X
	Establishments with 100 to 249 employees	2	X	X	X
	Establishments with 250 to 499 employees	—	X	X	X
	Establishments with 500 to 999 employees	—	X	X	X
	Establishments with 1,000 employees or more	—	X	X	X
221210	Natural gas distribution				
	All establishments	9	f	D	D
	Establishments with 1 to 4 employees	—	X	X	X
	Establishments with 5 to 9 employees	1	X	X	X
	Establishments with 10 to 19 employees	1	X	X	X
	Establishments with 20 to 49 employees	4	X	X	X
	Establishments with 50 to 99 employees	1	X	X	X
	Establishments with 100 to 249 employees	2	X	X	X
	Establishments with 250 to 499 employees	—	X	X	X
	Establishments with 500 to 999 employees	—	X	X	X
	Establishments with 1,000 employees or more	—	X	X	X
2213	Water, sewage, and other systems				
	All establishments	8	c	D	D
	Establishments with 1 to 4 employees	3	X	X	X
	Establishments with 5 to 9 employees	1	X	X	X
	Establishments with 10 to 19 employees	1	X	X	X
	Establishments with 20 to 49 employees	2	X	X	X
	Establishments with 50 to 99 employees	—	X	X	X
	Establishments with 100 to 249 employees	1	X	X	X
	Establishments with 250 to 499 employees	—	X	X	X
	Establishments with 500 to 999 employees	—	X	X	X
	Establishments with 1,000 employees or more	—	X	X	X
22131	Water supply and irrigation systems				
	All establishments	7	c	D	D
	Establishments with 1 to 4 employees	3	X	X	X
	Establishments with 5 to 9 employees	1	X	X	X
	Establishments with 10 to 19 employees	—	X	X	X
	Establishments with 20 to 49 employees	2	X	X	X
	Establishments with 50 to 99 employees	—	X	X	X
	Establishments with 100 to 249 employees	1	X	X	X
	Establishments with 250 to 499 employees	—	X	X	X
	Establishments with 500 to 999 employees	—	X	X	X
	Establishments with 1,000 employees or more	—	X	X	X
221310	Water supply and irrigation systems				
	All establishments	7	c	D	D
	Establishments with 1 to 4 employees	3	X	X	X
	Establishments with 5 to 9 employees	1	X	X	X
	Establishments with 10 to 19 employees	—	X	X	X
	Establishments with 20 to 49 employees	2	X	X	X
	Establishments with 50 to 99 employees	—	X	X	X
	Establishments with 100 to 249 employees	1	X	X	X
	Establishments with 250 to 499 employees	—	X	X	X
	Establishments with 500 to 999 employees	—	X	X	X
	Establishments with 1,000 employees or more	—	X	X	X
23	Construction				
	All establishments	2 161	17 678	225 441	1 052 292
	Establishments with 1 to 4 employees	1 487	X	X	X
	Establishments with 5 to 9 employees	325	X	X	X
	Establishments with 10 to 19 employees	199	X	X	X
	Establishments with 20 to 49 employees	116	X	X	X
	Establishments with 50 to 99 employees	19	X	X	X
	Establishments with 100 to 249 employees	13	X	X	X
	Establishments with 250 to 499 employees	1	X	X	X
	Establishments with 500 to 999 employees	—	X	X	X
	Establishments with 1,000 employees or more	1	X	X	X
236	Construction of buildings				
	All establishments	656	7 784	119 284	528 450
	Establishments with 1 to 4 employees	447	X	X	X
	Establishments with 5 to 9 employees	109	X	X	X
	Establishments with 10 to 19 employees	63	X	X	X
	Establishments with 20 to 49 employees	25	X	X	X
	Establishments with 50 to 99 employees	5	X	X	X
	Establishments with 100 to 249 employees	6	X	X	X
	Establishments with 250 to 499 employees	—	X	X	X
	Establishments with 500 to 999 employees	—	X	X	X
	Establishments with 1,000 employees or more	1	X	X	X

See footnotes at end of table.

Table 5. Establishments, Employees, and Payroll by Industry and Employment Size of Establishments by County: 2004—Con.

[Excludes most government employees, railroad employees, and self-employed persons. Size class 1 to 4 employees includes establishments having payroll, but no employees, during mid-March pay period. For meaning of abbreviations and symbols, see introductory text. For explanation of terms, see Appendix A. For statement on reliability, see the note at the end of the table and Appendix C]

NAICS code	Geography, kind of business, and employment size class	Establishments (number)	Paid employees for pay period including March 12 (number)	First-quarter payroll (\$1,000)	Annual payroll (\$1,000)
	MONMOUTH—Con.				
23	Construction—Con.				
236	Construction of buildings—Con.				
2361	Residential building construction				
	All establishments	537	6 108	100 927	442 851
	Establishments with 1 to 4 employees	401	X	X	X
	Establishments with 5 to 9 employees	78	X	X	X
	Establishments with 10 to 19 employees	40	X	X	X
	Establishments with 20 to 49 employees	13	X	X	X
	Establishments with 50 to 99 employees	1	X	X	X
	Establishments with 100 to 249 employees	3	X	X	X
	Establishments with 250 to 499 employees	—	X	X	X
	Establishments with 500 to 999 employees	—	X	X	X
	Establishments with 1,000 employees or more	1	X	X	X
23611	Residential building construction				
	All establishments	537	6 108	100 927	442 851
	Establishments with 1 to 4 employees	401	X	X	X
	Establishments with 5 to 9 employees	78	X	X	X
	Establishments with 10 to 19 employees	40	X	X	X
	Establishments with 20 to 49 employees	13	X	X	X
	Establishments with 50 to 99 employees	1	X	X	X
	Establishments with 100 to 249 employees	3	X	X	X
	Establishments with 250 to 499 employees	—	X	X	X
	Establishments with 500 to 999 employees	—	X	X	X
	Establishments with 1,000 employees or more	1	X	X	X
236115	New single-family housing construction (except operative builders)				
	All establishments	282	4 638	85 526	363 898
	Establishments with 1 to 4 employees	217	X	X	X
	Establishments with 5 to 9 employees	43	X	X	X
	Establishments with 10 to 19 employees	17	X	X	X
	Establishments with 20 to 49 employees	3	X	X	X
	Establishments with 50 to 99 employees	—	X	X	X
	Establishments with 100 to 249 employees	1	X	X	X
	Establishments with 250 to 499 employees	—	X	X	X
	Establishments with 500 to 999 employees	—	X	X	X
	Establishments with 1,000 employees or more	1	X	X	X
236117	New housing operative builders				
	All establishments	41	696	9 479	52 204
	Establishments with 1 to 4 employees	20	X	X	X
	Establishments with 5 to 9 employees	8	X	X	X
	Establishments with 10 to 19 employees	4	X	X	X
	Establishments with 20 to 49 employees	6	X	X	X
	Establishments with 50 to 99 employees	1	X	X	X
	Establishments with 100 to 249 employees	2	X	X	X
	Establishments with 250 to 499 employees	—	X	X	X
	Establishments with 500 to 999 employees	—	X	X	X
	Establishments with 1,000 employees or more	—	X	X	X
236118	Residential remodelers				
	All establishments	205	720	5 407	24 384
	Establishments with 1 to 4 employees	158	X	X	X
	Establishments with 5 to 9 employees	25	X	X	X
	Establishments with 10 to 19 employees	19	X	X	X
	Establishments with 20 to 49 employees	3	X	X	X
	Establishments with 50 to 99 employees	—	X	X	X
	Establishments with 100 to 249 employees	—	X	X	X
	Establishments with 250 to 499 employees	—	X	X	X
	Establishments with 500 to 999 employees	—	X	X	X
	Establishments with 1,000 employees or more	—	X	X	X
2362	Nonresidential building construction				
	All establishments	119	1 676	18 357	85 599
	Establishments with 1 to 4 employees	46	X	X	X
	Establishments with 5 to 9 employees	31	X	X	X
	Establishments with 10 to 19 employees	23	X	X	X
	Establishments with 20 to 49 employees	12	X	X	X
	Establishments with 50 to 99 employees	4	X	X	X
	Establishments with 100 to 249 employees	3	X	X	X
	Establishments with 250 to 499 employees	—	X	X	X
	Establishments with 500 to 999 employees	—	X	X	X
	Establishments with 1,000 employees or more	—	X	X	X
23622	Commercial and institutional building construction				
	All establishments	116	1 614	17 649	83 136
	Establishments with 1 to 4 employees	46	X	X	X
	Establishments with 5 to 9 employees	29	X	X	X
	Establishments with 10 to 19 employees	23	X	X	X
	Establishments with 20 to 49 employees	11	X	X	X
	Establishments with 50 to 99 employees	4	X	X	X
	Establishments with 100 to 249 employees	3	X	X	X
	Establishments with 250 to 499 employees	—	X	X	X
	Establishments with 500 to 999 employees	—	X	X	X
	Establishments with 1,000 employees or more	—	X	X	X

See footnotes at end of table.

Table 5. Establishments, Employees, and Payroll by Industry and Employment Size of Establishments by County: 2004—Con.

[Excludes most government employees, railroad employees, and self-employed persons. Size class 1 to 4 employees includes establishments having payroll, but no employees, during mid-March pay period. For meaning of abbreviations and symbols, see introductory text. For explanation of terms, see Appendix A. For statement on reliability, see the note at the end of the table and Appendix C]

NAICS code	Geography, kind of business, and employment size class	Establishments (number)	Paid employees for pay period including March 12 (number)	First-quarter payroll (\$1,000)	Annual payroll (\$1,000)
23	MONMOUTH—Con.				
	Construction—Con.				
236	Construction of buildings—Con.				
2362	Nonresidential building construction—Con.				
23622	Commercial and institutional building construction—Con.				
236220	Commercial and institutional building construction				
	All establishments	116	1 614	17 649	83 136
	Establishments with 1 to 4 employees	46	X	X	X
	Establishments with 5 to 9 employees	29	X	X	X
	Establishments with 10 to 19 employees	23	X	X	X
	Establishments with 20 to 49 employees	11	X	X	X
	Establishments with 50 to 99 employees	4	X	X	X
	Establishments with 100 to 249 employees	3	X	X	X
	Establishments with 250 to 499 employees	—	X	X	X
	Establishments with 500 to 999 employees	—	X	X	X
	Establishments with 1,000 employees or more	—	X	X	X
237	Heavy and civil engineering construction				
	All establishments	119	1 526	20 270	114 752
	Establishments with 1 to 4 employees	54	X	X	X
	Establishments with 5 to 9 employees	28	X	X	X
	Establishments with 10 to 19 employees	15	X	X	X
	Establishments with 20 to 49 employees	18	X	X	X
	Establishments with 50 to 99 employees	1	X	X	X
	Establishments with 100 to 249 employees	3	X	X	X
	Establishments with 250 to 499 employees	—	X	X	X
	Establishments with 500 to 999 employees	—	X	X	X
	Establishments with 1,000 employees or more	—	X	X	X
2371	Utility system construction				
	All establishments	47	502	6 111	29 960
	Establishments with 1 to 4 employees	20	X	X	X
	Establishments with 5 to 9 employees	14	X	X	X
	Establishments with 10 to 19 employees	7	X	X	X
	Establishments with 20 to 49 employees	5	X	X	X
	Establishments with 50 to 99 employees	—	X	X	X
	Establishments with 100 to 249 employees	1	X	X	X
	Establishments with 250 to 499 employees	—	X	X	X
	Establishments with 500 to 999 employees	—	X	X	X
	Establishments with 1,000 employees or more	—	X	X	X
23711	Water and sewer line and related structures construction				
	All establishments	30	244	3 057	15 041
	Establishments with 1 to 4 employees	12	X	X	X
	Establishments with 5 to 9 employees	10	X	X	X
	Establishments with 10 to 19 employees	4	X	X	X
	Establishments with 20 to 49 employees	4	X	X	X
	Establishments with 50 to 99 employees	—	X	X	X
	Establishments with 100 to 249 employees	—	X	X	X
	Establishments with 250 to 499 employees	—	X	X	X
	Establishments with 500 to 999 employees	—	X	X	X
	Establishments with 1,000 employees or more	—	X	X	X
237110	Water and sewer line and related structures construction				
	All establishments	30	244	3 057	15 041
	Establishments with 1 to 4 employees	12	X	X	X
	Establishments with 5 to 9 employees	10	X	X	X
	Establishments with 10 to 19 employees	4	X	X	X
	Establishments with 20 to 49 employees	4	X	X	X
	Establishments with 50 to 99 employees	—	X	X	X
	Establishments with 100 to 249 employees	—	X	X	X
	Establishments with 250 to 499 employees	—	X	X	X
	Establishments with 500 to 999 employees	—	X	X	X
	Establishments with 1,000 employees or more	—	X	X	X
23712	Oil and gas pipeline and related structures construction				
	All establishments	6	c	D	D
	Establishments with 1 to 4 employees	2	X	X	X
	Establishments with 5 to 9 employees	2	X	X	X
	Establishments with 10 to 19 employees	1	X	X	X
	Establishments with 20 to 49 employees	—	X	X	X
	Establishments with 50 to 99 employees	—	X	X	X
	Establishments with 100 to 249 employees	1	X	X	X
	Establishments with 250 to 499 employees	—	X	X	X
	Establishments with 500 to 999 employees	—	X	X	X
	Establishments with 1,000 employees or more	—	X	X	X
237120	Oil and gas pipeline and related structures construction				
	All establishments	6	c	D	D
	Establishments with 1 to 4 employees	2	X	X	X
	Establishments with 5 to 9 employees	2	X	X	X
	Establishments with 10 to 19 employees	1	X	X	X
	Establishments with 20 to 49 employees	—	X	X	X
	Establishments with 50 to 99 employees	—	X	X	X
	Establishments with 100 to 249 employees	1	X	X	X
	Establishments with 250 to 499 employees	—	X	X	X
	Establishments with 500 to 999 employees	—	X	X	X
	Establishments with 1,000 employees or more	—	X	X	X

See footnotes at end of table.

Table 5. Establishments, Employees, and Payroll by Industry and Employment Size of Establishments by County: 2004—Con.

[Excludes most government employees, railroad employees, and self-employed persons. Size class 1 to 4 employees includes establishments having payroll, but no employees, during mid-March pay period. For meaning of abbreviations and symbols, see introductory text. For explanation of terms, see Appendix A. For statement on reliability, see the note at the end of the table and Appendix C]

NAICS code	Geography, kind of business, and employment size class	Establishments (number)	Paid employees for pay period including March 12 (number)	First-quarter payroll (\$1,000)	Annual payroll (\$1,000)
	MONMOUTH—Con.				
23	Construction—Con.				
237	Heavy and civil engineering construction—Con.				
2372	Land subdivision				
	All establishments	29	143	1 606	8 969
	Establishments with 1 to 4 employees	18	X	X	X
	Establishments with 5 to 9 employees	7	X	X	X
	Establishments with 10 to 19 employees	3	X	X	X
	Establishments with 20 to 49 employees	1	X	X	X
	Establishments with 50 to 99 employees	—	X	X	X
	Establishments with 100 to 249 employees	—	X	X	X
	Establishments with 250 to 499 employees	—	X	X	X
	Establishments with 500 to 999 employees	—	X	X	X
	Establishments with 1,000 employees or more	—	X	X	X
23721	Land subdivision				
	All establishments	29	143	1 606	8 969
	Establishments with 1 to 4 employees	18	X	X	X
	Establishments with 5 to 9 employees	7	X	X	X
	Establishments with 10 to 19 employees	3	X	X	X
	Establishments with 20 to 49 employees	1	X	X	X
	Establishments with 50 to 99 employees	—	X	X	X
	Establishments with 100 to 249 employees	—	X	X	X
	Establishments with 250 to 499 employees	—	X	X	X
	Establishments with 500 to 999 employees	—	X	X	X
	Establishments with 1,000 employees or more	—	X	X	X
237210	Land subdivision				
	All establishments	29	143	1 606	8 969
	Establishments with 1 to 4 employees	18	X	X	X
	Establishments with 5 to 9 employees	7	X	X	X
	Establishments with 10 to 19 employees	3	X	X	X
	Establishments with 20 to 49 employees	1	X	X	X
	Establishments with 50 to 99 employees	—	X	X	X
	Establishments with 100 to 249 employees	—	X	X	X
	Establishments with 250 to 499 employees	—	X	X	X
	Establishments with 500 to 999 employees	—	X	X	X
	Establishments with 1,000 employees or more	—	X	X	X
2373	Highway, street, and bridge construction				
	All establishments	32	783	11 134	68 392
	Establishments with 1 to 4 employees	12	X	X	X
	Establishments with 5 to 9 employees	3	X	X	X
	Establishments with 10 to 19 employees	4	X	X	X
	Establishments with 20 to 49 employees	10	X	X	X
	Establishments with 50 to 99 employees	1	X	X	X
	Establishments with 100 to 249 employees	2	X	X	X
	Establishments with 250 to 499 employees	—	X	X	X
	Establishments with 500 to 999 employees	—	X	X	X
	Establishments with 1,000 employees or more	—	X	X	X
23731	Highway, street, and bridge construction				
	All establishments	32	783	11 134	68 392
	Establishments with 1 to 4 employees	12	X	X	X
	Establishments with 5 to 9 employees	3	X	X	X
	Establishments with 10 to 19 employees	4	X	X	X
	Establishments with 20 to 49 employees	10	X	X	X
	Establishments with 50 to 99 employees	1	X	X	X
	Establishments with 100 to 249 employees	2	X	X	X
	Establishments with 250 to 499 employees	—	X	X	X
	Establishments with 500 to 999 employees	—	X	X	X
	Establishments with 1,000 employees or more	—	X	X	X
237310	Highway, street, and bridge construction				
	All establishments	32	783	11 134	68 392
	Establishments with 1 to 4 employees	12	X	X	X
	Establishments with 5 to 9 employees	3	X	X	X
	Establishments with 10 to 19 employees	4	X	X	X
	Establishments with 20 to 49 employees	10	X	X	X
	Establishments with 50 to 99 employees	1	X	X	X
	Establishments with 100 to 249 employees	2	X	X	X
	Establishments with 250 to 499 employees	—	X	X	X
	Establishments with 500 to 999 employees	—	X	X	X
	Establishments with 1,000 employees or more	—	X	X	X
238	Specialty trade contractors				
	All establishments	1 386	8 368	85 887	409 090
	Establishments with 1 to 4 employees	986	X	X	X
	Establishments with 5 to 9 employees	188	X	X	X
	Establishments with 10 to 19 employees	121	X	X	X
	Establishments with 20 to 49 employees	73	X	X	X
	Establishments with 50 to 99 employees	13	X	X	X
	Establishments with 100 to 249 employees	4	X	X	X
	Establishments with 250 to 499 employees	1	X	X	X
	Establishments with 500 to 999 employees	—	X	X	X
	Establishments with 1,000 employees or more	—	X	X	X

See footnotes at end of table.

Table 5. Establishments, Employees, and Payroll by Industry and Employment Size of Establishments by County: 2004—Con.

[Excludes most government employees, railroad employees, and self-employed persons. Size class 1 to 4 employees includes establishments having payroll, but no employees, during mid-March pay period. For meaning of abbreviations and symbols, see introductory text. For explanation of terms, see Appendix A. For statement on reliability, see the note at the end of the table and Appendix C]

NAICS code	Geography, kind of business, and employment size class	Establishments (number)	Paid employees for pay period including March 12 (number)	First-quarter payroll (\$1,000)	Annual payroll (\$1,000)
	MONMOUTH—Con.				
23	Construction—Con.				
238	Specialty trade contractors—Con.				
2381	Foundation, structure, and building exterior contractors				
	All establishments	258	1 364	10 948	59 663
	Establishments with 1 to 4 employees	186	X	X	X
	Establishments with 5 to 9 employees	31	X	X	X
	Establishments with 10 to 19 employees	25	X	X	X
	Establishments with 20 to 49 employees	14	X	X	X
	Establishments with 50 to 99 employees	2	X	X	X
	Establishments with 100 to 249 employees	—	X	X	X
	Establishments with 250 to 499 employees	—	X	X	X
	Establishments with 500 to 999 employees	—	X	X	X
	Establishments with 1,000 employees or more	—	X	X	X
23811	Poured concrete foundation and structure contractors				
	All establishments	37	197	1 083	8 536
	Establishments with 1 to 4 employees	26	X	X	X
	Establishments with 5 to 9 employees	3	X	X	X
	Establishments with 10 to 19 employees	5	X	X	X
	Establishments with 20 to 49 employees	3	X	X	X
	Establishments with 50 to 99 employees	—	X	X	X
	Establishments with 100 to 249 employees	—	X	X	X
	Establishments with 250 to 499 employees	—	X	X	X
	Establishments with 500 to 999 employees	—	X	X	X
	Establishments with 1,000 employees or more	—	X	X	X
238110	Poured concrete foundation and structure contractors				
	All establishments	37	197	1 083	8 536
	Establishments with 1 to 4 employees	26	X	X	X
	Establishments with 5 to 9 employees	3	X	X	X
	Establishments with 10 to 19 employees	5	X	X	X
	Establishments with 20 to 49 employees	3	X	X	X
	Establishments with 50 to 99 employees	—	X	X	X
	Establishments with 100 to 249 employees	—	X	X	X
	Establishments with 250 to 499 employees	—	X	X	X
	Establishments with 500 to 999 employees	—	X	X	X
	Establishments with 1,000 employees or more	—	X	X	X
23812	Structural steel and precast concrete contractors				
	All establishments	15	195	2 543	11 372
	Establishments with 1 to 4 employees	6	X	X	X
	Establishments with 5 to 9 employees	1	X	X	X
	Establishments with 10 to 19 employees	5	X	X	X
	Establishments with 20 to 49 employees	2	X	X	X
	Establishments with 50 to 99 employees	1	X	X	X
	Establishments with 100 to 249 employees	—	X	X	X
	Establishments with 250 to 499 employees	—	X	X	X
	Establishments with 500 to 999 employees	—	X	X	X
	Establishments with 1,000 employees or more	—	X	X	X
238120	Structural steel and precast concrete contractors				
	All establishments	15	195	2 543	11 372
	Establishments with 1 to 4 employees	6	X	X	X
	Establishments with 5 to 9 employees	1	X	X	X
	Establishments with 10 to 19 employees	5	X	X	X
	Establishments with 20 to 49 employees	2	X	X	X
	Establishments with 50 to 99 employees	1	X	X	X
	Establishments with 100 to 249 employees	—	X	X	X
	Establishments with 250 to 499 employees	—	X	X	X
	Establishments with 500 to 999 employees	—	X	X	X
	Establishments with 1,000 employees or more	—	X	X	X
23813	Framing contractors				
	All establishments	29	211	1 737	8 740
	Establishments with 1 to 4 employees	24	X	X	X
	Establishments with 5 to 9 employees	—	X	X	X
	Establishments with 10 to 19 employees	2	X	X	X
	Establishments with 20 to 49 employees	2	X	X	X
	Establishments with 50 to 99 employees	1	X	X	X
	Establishments with 100 to 249 employees	—	X	X	X
	Establishments with 250 to 499 employees	—	X	X	X
	Establishments with 500 to 999 employees	—	X	X	X
	Establishments with 1,000 employees or more	—	X	X	X
238130	Framing contractors				
	All establishments	29	211	1 737	8 740
	Establishments with 1 to 4 employees	24	X	X	X
	Establishments with 5 to 9 employees	—	X	X	X
	Establishments with 10 to 19 employees	2	X	X	X
	Establishments with 20 to 49 employees	2	X	X	X
	Establishments with 50 to 99 employees	1	X	X	X
	Establishments with 100 to 249 employees	—	X	X	X
	Establishments with 250 to 499 employees	—	X	X	X
	Establishments with 500 to 999 employees	—	X	X	X
	Establishments with 1,000 employees or more	—	X	X	X

See footnotes at end of table.

Table 5. Establishments, Employees, and Payroll by Industry and Employment Size of Establishments by County: 2004—Con.

[Excludes most government employees, railroad employees, and self-employed persons. Size class 1 to 4 employees includes establishments having payroll, but no employees, during mid-March pay period. For meaning of abbreviations and symbols, see introductory text. For explanation of terms, see Appendix A. For statement on reliability, see the note at the end of the table and Appendix C]

NAICS code	Geography, kind of business, and employment size class	Establishments (number)	Paid employees for pay period including March 12 (number)	First-quarter payroll (\$1,000)	Annual payroll (\$1,000)
23	MONMOUTH—Con.				
	Construction—Con.				
238	Specialty trade contractors—Con.				
2381	Foundation, structure, and building exterior contractors—Con.				
23814	Masonry contractors				
	All establishments	67	237	2 042	13 413
	Establishments with 1 to 4 employees	54	X	X	X
	Establishments with 5 to 9 employees	8	X	X	X
	Establishments with 10 to 19 employees	2	X	X	X
	Establishments with 20 to 49 employees	3	X	X	X
	Establishments with 50 to 99 employees	—	X	X	X
	Establishments with 100 to 249 employees	—	X	X	X
	Establishments with 250 to 499 employees	—	X	X	X
	Establishments with 500 to 999 employees	—	X	X	X
	Establishments with 1,000 employees or more	—	X	X	X
238140	Masonry contractors				
	All establishments	67	237	2 042	13 413
	Establishments with 1 to 4 employees	54	X	X	X
	Establishments with 5 to 9 employees	8	X	X	X
	Establishments with 10 to 19 employees	2	X	X	X
	Establishments with 20 to 49 employees	3	X	X	X
	Establishments with 50 to 99 employees	—	X	X	X
	Establishments with 100 to 249 employees	—	X	X	X
	Establishments with 250 to 499 employees	—	X	X	X
	Establishments with 500 to 999 employees	—	X	X	X
	Establishments with 1,000 employees or more	—	X	X	X
23816	Roofing contractors				
	All establishments	45	240	1 602	8 439
	Establishments with 1 to 4 employees	33	X	X	X
	Establishments with 5 to 9 employees	5	X	X	X
	Establishments with 10 to 19 employees	4	X	X	X
	Establishments with 20 to 49 employees	3	X	X	X
	Establishments with 50 to 99 employees	—	X	X	X
	Establishments with 100 to 249 employees	—	X	X	X
	Establishments with 250 to 499 employees	—	X	X	X
	Establishments with 500 to 999 employees	—	X	X	X
	Establishments with 1,000 employees or more	—	X	X	X
238160	Roofing contractors				
	All establishments	45	240	1 602	8 439
	Establishments with 1 to 4 employees	33	X	X	X
	Establishments with 5 to 9 employees	5	X	X	X
	Establishments with 10 to 19 employees	4	X	X	X
	Establishments with 20 to 49 employees	3	X	X	X
	Establishments with 50 to 99 employees	—	X	X	X
	Establishments with 100 to 249 employees	—	X	X	X
	Establishments with 250 to 499 employees	—	X	X	X
	Establishments with 500 to 999 employees	—	X	X	X
	Establishments with 1,000 employees or more	—	X	X	X
23817	Siding contractors				
	All establishments	37	110	585	3 007
	Establishments with 1 to 4 employees	29	X	X	X
	Establishments with 5 to 9 employees	5	X	X	X
	Establishments with 10 to 19 employees	3	X	X	X
	Establishments with 20 to 49 employees	—	X	X	X
	Establishments with 50 to 99 employees	—	X	X	X
	Establishments with 100 to 249 employees	—	X	X	X
	Establishments with 250 to 499 employees	—	X	X	X
	Establishments with 500 to 999 employees	—	X	X	X
	Establishments with 1,000 employees or more	—	X	X	X
238170	Siding contractors				
	All establishments	37	110	585	3 007
	Establishments with 1 to 4 employees	29	X	X	X
	Establishments with 5 to 9 employees	5	X	X	X
	Establishments with 10 to 19 employees	3	X	X	X
	Establishments with 20 to 49 employees	—	X	X	X
	Establishments with 50 to 99 employees	—	X	X	X
	Establishments with 100 to 249 employees	—	X	X	X
	Establishments with 250 to 499 employees	—	X	X	X
	Establishments with 500 to 999 employees	—	X	X	X
	Establishments with 1,000 employees or more	—	X	X	X
2382	Building equipment contractors				
	All establishments	602	4 416	53 978	238 416
	Establishments with 1 to 4 employees	390	X	X	X
	Establishments with 5 to 9 employees	99	X	X	X
	Establishments with 10 to 19 employees	62	X	X	X
	Establishments with 20 to 49 employees	40	X	X	X
	Establishments with 50 to 99 employees	9	X	X	X
	Establishments with 100 to 249 employees	1	X	X	X
	Establishments with 250 to 499 employees	1	X	X	X
	Establishments with 500 to 999 employees	—	X	X	X
	Establishments with 1,000 employees or more	—	X	X	X

See footnotes at end of table.

Table 5. Establishments, Employees, and Payroll by Industry and Employment Size of Establishments by County: 2004—Con.

[Excludes most government employees, railroad employees, and self-employed persons. Size class 1 to 4 employees includes establishments having payroll, but no employees, during mid-March pay period. For meaning of abbreviations and symbols, see introductory text. For explanation of terms, see Appendix A. For statement on reliability, see the note at the end of the table and Appendix C]

NAICS code	Geography, kind of business, and employment size class	Establishments (number)	Paid employees for pay period including March 12 (number)	First-quarter payroll (\$1,000)	Annual payroll (\$1,000)
23	MONMOUTH—Con.				
	Construction—Con.				
238	Specialty trade contractors—Con.				
2382	Building equipment contractors—Con.				
23821	Electrical Contractors				
	All establishments	252	1 942	27 985	118 694
	Establishments with 1 to 4 employees	165	X	X	X
	Establishments with 5 to 9 employees	48	X	X	X
	Establishments with 10 to 19 employees	20	X	X	X
	Establishments with 20 to 49 employees	15	X	X	X
	Establishments with 50 to 99 employees	3	X	X	X
	Establishments with 100 to 249 employees	—	X	X	X
	Establishments with 250 to 499 employees	1	X	X	X
	Establishments with 500 to 999 employees	—	X	X	X
	Establishments with 1,000 employees or more	—	X	X	X
238210	Electrical Contractors				
	All establishments	252	1 942	27 985	118 694
	Establishments with 1 to 4 employees	165	X	X	X
	Establishments with 5 to 9 employees	48	X	X	X
	Establishments with 10 to 19 employees	20	X	X	X
	Establishments with 20 to 49 employees	15	X	X	X
	Establishments with 50 to 99 employees	3	X	X	X
	Establishments with 100 to 249 employees	—	X	X	X
	Establishments with 250 to 499 employees	1	X	X	X
	Establishments with 500 to 999 employees	—	X	X	X
	Establishments with 1,000 employees or more	—	X	X	X
23822	Plumbing, heating, and air-conditioning contractors				
	All establishments	326	2 207	22 384	103 464
	Establishments with 1 to 4 employees	213	X	X	X
	Establishments with 5 to 9 employees	46	X	X	X
	Establishments with 10 to 19 employees	40	X	X	X
	Establishments with 20 to 49 employees	21	X	X	X
	Establishments with 50 to 99 employees	5	X	X	X
	Establishments with 100 to 249 employees	1	X	X	X
	Establishments with 250 to 499 employees	—	X	X	X
	Establishments with 500 to 999 employees	—	X	X	X
	Establishments with 1,000 employees or more	—	X	X	X
238220	Plumbing, heating, and air-conditioning contractors				
	All establishments	326	2 207	22 384	103 464
	Establishments with 1 to 4 employees	213	X	X	X
	Establishments with 5 to 9 employees	46	X	X	X
	Establishments with 10 to 19 employees	40	X	X	X
	Establishments with 20 to 49 employees	21	X	X	X
	Establishments with 50 to 99 employees	5	X	X	X
	Establishments with 100 to 249 employees	1	X	X	X
	Establishments with 250 to 499 employees	—	X	X	X
	Establishments with 500 to 999 employees	—	X	X	X
	Establishments with 1,000 employees or more	—	X	X	X
23829	Other building equipment contractors				
	All establishments	24	267	3 609	16 258
	Establishments with 1 to 4 employees	12	X	X	X
	Establishments with 5 to 9 employees	5	X	X	X
	Establishments with 10 to 19 employees	2	X	X	X
	Establishments with 20 to 49 employees	4	X	X	X
	Establishments with 50 to 99 employees	1	X	X	X
	Establishments with 100 to 249 employees	—	X	X	X
	Establishments with 250 to 499 employees	—	X	X	X
	Establishments with 500 to 999 employees	—	X	X	X
	Establishments with 1,000 employees or more	—	X	X	X
238290	Other building equipment contractors				
	All establishments	24	267	3 609	16 258
	Establishments with 1 to 4 employees	12	X	X	X
	Establishments with 5 to 9 employees	5	X	X	X
	Establishments with 10 to 19 employees	2	X	X	X
	Establishments with 20 to 49 employees	4	X	X	X
	Establishments with 50 to 99 employees	1	X	X	X
	Establishments with 100 to 249 employees	—	X	X	X
	Establishments with 250 to 499 employees	—	X	X	X
	Establishments with 500 to 999 employees	—	X	X	X
	Establishments with 1,000 employees or more	—	X	X	X
2383	Building finishing contractors				
	All establishments	342	1 508	11 678	54 562
	Establishments with 1 to 4 employees	271	X	X	X
	Establishments with 5 to 9 employees	36	X	X	X
	Establishments with 10 to 19 employees	20	X	X	X
	Establishments with 20 to 49 employees	13	X	X	X
	Establishments with 50 to 99 employees	1	X	X	X
	Establishments with 100 to 249 employees	1	X	X	X
	Establishments with 250 to 499 employees	—	X	X	X
	Establishments with 500 to 999 employees	—	X	X	X
	Establishments with 1,000 employees or more	—	X	X	X

See footnotes at end of table.

Table 5. Establishments, Employees, and Payroll by Industry and Employment Size of Establishments by County: 2004—Con.

[Excludes most government employees, railroad employees, and self-employed persons. Size class 1 to 4 employees includes establishments having payroll, but no employees, during mid-March pay period. For meaning of abbreviations and symbols, see introductory text. For explanation of terms, see Appendix A. For statement on reliability, see the note at the end of the table and Appendix C]

NAICS code	Geography, kind of business, and employment size class	Establishments (number)	Paid employees for pay period including March 12 (number)	First-quarter payroll (\$1,000)	Annual payroll (\$1,000)
23	MONMOUTH—Con.				
	Construction—Con.				
238	Specialty trade contractors—Con.				
2383	Building finishing contractors—Con.				
23831	Drywall and insulation contractors				
	All establishments	39	458	4 677	19 608
	Establishments with 1 to 4 employees	23	X	X	X
	Establishments with 5 to 9 employees	5	X	X	X
	Establishments with 10 to 19 employees	5	X	X	X
	Establishments with 20 to 49 employees	4	X	X	X
	Establishments with 50 to 99 employees	1	X	X	X
	Establishments with 100 to 249 employees	1	X	X	X
	Establishments with 250 to 499 employees	—	X	X	X
	Establishments with 500 to 999 employees	—	X	X	X
	Establishments with 1,000 employees or more	—	X	X	X
238310	Drywall and insulation contractors				
	All establishments	39	458	4 677	19 608
	Establishments with 1 to 4 employees	23	X	X	X
	Establishments with 5 to 9 employees	5	X	X	X
	Establishments with 10 to 19 employees	5	X	X	X
	Establishments with 20 to 49 employees	4	X	X	X
	Establishments with 50 to 99 employees	1	X	X	X
	Establishments with 100 to 249 employees	1	X	X	X
	Establishments with 250 to 499 employees	—	X	X	X
	Establishments with 500 to 999 employees	—	X	X	X
	Establishments with 1,000 employees or more	—	X	X	X
23832	Painting and wall covering contractors				
	All establishments	97	254	1 426	7 573
	Establishments with 1 to 4 employees	85	X	X	X
	Establishments with 5 to 9 employees	8	X	X	X
	Establishments with 10 to 19 employees	1	X	X	X
	Establishments with 20 to 49 employees	3	X	X	X
	Establishments with 50 to 99 employees	—	X	X	X
	Establishments with 100 to 249 employees	—	X	X	X
	Establishments with 250 to 499 employees	—	X	X	X
	Establishments with 500 to 999 employees	—	X	X	X
	Establishments with 1,000 employees or more	—	X	X	X
238320	Painting and wall covering contractors				
	All establishments	97	254	1 426	7 573
	Establishments with 1 to 4 employees	85	X	X	X
	Establishments with 5 to 9 employees	8	X	X	X
	Establishments with 10 to 19 employees	1	X	X	X
	Establishments with 20 to 49 employees	3	X	X	X
	Establishments with 50 to 99 employees	—	X	X	X
	Establishments with 100 to 249 employees	—	X	X	X
	Establishments with 250 to 499 employees	—	X	X	X
	Establishments with 500 to 999 employees	—	X	X	X
	Establishments with 1,000 employees or more	—	X	X	X
23833	Flooring contractors				
	All establishments	58	241	2 097	10 319
	Establishments with 1 to 4 employees	48	X	X	X
	Establishments with 5 to 9 employees	3	X	X	X
	Establishments with 10 to 19 employees	4	X	X	X
	Establishments with 20 to 49 employees	3	X	X	X
	Establishments with 50 to 99 employees	—	X	X	X
	Establishments with 100 to 249 employees	—	X	X	X
	Establishments with 250 to 499 employees	—	X	X	X
	Establishments with 500 to 999 employees	—	X	X	X
	Establishments with 1,000 employees or more	—	X	X	X
238330	Flooring contractors				
	All establishments	58	241	2 097	10 319
	Establishments with 1 to 4 employees	48	X	X	X
	Establishments with 5 to 9 employees	3	X	X	X
	Establishments with 10 to 19 employees	4	X	X	X
	Establishments with 20 to 49 employees	3	X	X	X
	Establishments with 50 to 99 employees	—	X	X	X
	Establishments with 100 to 249 employees	—	X	X	X
	Establishments with 250 to 499 employees	—	X	X	X
	Establishments with 500 to 999 employees	—	X	X	X
	Establishments with 1,000 employees or more	—	X	X	X
23834	Tile and terrazzo contractors				
	All establishments	32	127	895	3 760
	Establishments with 1 to 4 employees	27	X	X	X
	Establishments with 5 to 9 employees	2	X	X	X
	Establishments with 10 to 19 employees	2	X	X	X
	Establishments with 20 to 49 employees	1	X	X	X
	Establishments with 50 to 99 employees	—	X	X	X
	Establishments with 100 to 249 employees	—	X	X	X
	Establishments with 250 to 499 employees	—	X	X	X
	Establishments with 500 to 999 employees	—	X	X	X
	Establishments with 1,000 employees or more	—	X	X	X

See footnotes at end of table.

Table 5. Establishments, Employees, and Payroll by Industry and Employment Size of Establishments by County: 2004—Con.

[Excludes most government employees, railroad employees, and self-employed persons. Size class 1 to 4 employees includes establishments having payroll, but no employees, during mid-March pay period. For meaning of abbreviations and symbols, see introductory text. For explanation of terms, see Appendix A. For statement on reliability, see the note at the end of the table and Appendix C]

NAICS code	Geography, kind of business, and employment size class	Establishments (number)	Paid employees for pay period including March 12 (number)	First-quarter payroll (\$1,000)	Annual payroll (\$1,000)
	MONMOUTH—Con.				
23	Construction—Con.				
238	Specialty trade contractors—Con.				
2383	Building finishing contractors—Con.				
23834	Tile and terrazzo contractors—Con.				
238340	Tile and terrazzo contractors				
	All establishments	32	127	895	3 760
	Establishments with 1 to 4 employees	27	X	X	X
	Establishments with 5 to 9 employees	2	X	X	X
	Establishments with 10 to 19 employees	2	X	X	X
	Establishments with 20 to 49 employees	1	X	X	X
	Establishments with 50 to 99 employees	—	X	X	X
	Establishments with 100 to 249 employees	—	X	X	X
	Establishments with 250 to 499 employees	—	X	X	X
	Establishments with 500 to 999 employees	—	X	X	X
	Establishments with 1,000 employees or more	—	X	X	X
23835	Finish carpentry contractors				
	All establishments	96	338	2 031	10 155
	Establishments with 1 to 4 employees	73	X	X	X
	Establishments with 5 to 9 employees	16	X	X	X
	Establishments with 10 to 19 employees	6	X	X	X
	Establishments with 20 to 49 employees	1	X	X	X
	Establishments with 50 to 99 employees	—	X	X	X
	Establishments with 100 to 249 employees	—	X	X	X
	Establishments with 250 to 499 employees	—	X	X	X
	Establishments with 500 to 999 employees	—	X	X	X
	Establishments with 1,000 employees or more	—	X	X	X
238350	Finish carpentry contractors				
	All establishments	96	338	2 031	10 155
	Establishments with 1 to 4 employees	73	X	X	X
	Establishments with 5 to 9 employees	16	X	X	X
	Establishments with 10 to 19 employees	6	X	X	X
	Establishments with 20 to 49 employees	1	X	X	X
	Establishments with 50 to 99 employees	—	X	X	X
	Establishments with 100 to 249 employees	—	X	X	X
	Establishments with 250 to 499 employees	—	X	X	X
	Establishments with 500 to 999 employees	—	X	X	X
	Establishments with 1,000 employees or more	—	X	X	X
2389	Other specialty trade contractors				
	All establishments	184	1 080	9 283	56 449
	Establishments with 1 to 4 employees	139	X	X	X
	Establishments with 5 to 9 employees	22	X	X	X
	Establishments with 10 to 19 employees	14	X	X	X
	Establishments with 20 to 49 employees	6	X	X	X
	Establishments with 50 to 99 employees	1	X	X	X
	Establishments with 100 to 249 employees	2	X	X	X
	Establishments with 250 to 499 employees	—	X	X	X
	Establishments with 500 to 999 employees	—	X	X	X
	Establishments with 1,000 employees or more	—	X	X	X
23891	Site preparation contractors				
	All establishments	76	801	7 055	40 204
	Establishments with 1 to 4 employees	50	X	X	X
	Establishments with 5 to 9 employees	11	X	X	X
	Establishments with 10 to 19 employees	7	X	X	X
	Establishments with 20 to 49 employees	5	X	X	X
	Establishments with 50 to 99 employees	1	X	X	X
	Establishments with 100 to 249 employees	2	X	X	X
	Establishments with 250 to 499 employees	—	X	X	X
	Establishments with 500 to 999 employees	—	X	X	X
	Establishments with 1,000 employees or more	—	X	X	X
238910	Site preparation contractors				
	All establishments	76	801	7 055	40 204
	Establishments with 1 to 4 employees	50	X	X	X
	Establishments with 5 to 9 employees	11	X	X	X
	Establishments with 10 to 19 employees	7	X	X	X
	Establishments with 20 to 49 employees	5	X	X	X
	Establishments with 50 to 99 employees	1	X	X	X
	Establishments with 100 to 249 employees	2	X	X	X
	Establishments with 250 to 499 employees	—	X	X	X
	Establishments with 500 to 999 employees	—	X	X	X
	Establishments with 1,000 employees or more	—	X	X	X
23899	All other specialty trade contractors				
	All establishments	108	279	2 228	16 245
	Establishments with 1 to 4 employees	89	X	X	X
	Establishments with 5 to 9 employees	11	X	X	X
	Establishments with 10 to 19 employees	7	X	X	X
	Establishments with 20 to 49 employees	1	X	X	X
	Establishments with 50 to 99 employees	—	X	X	X
	Establishments with 100 to 249 employees	—	X	X	X
	Establishments with 250 to 499 employees	—	X	X	X
	Establishments with 500 to 999 employees	—	X	X	X
	Establishments with 1,000 employees or more	—	X	X	X

See footnotes at end of table.

Table 5. Establishments, Employees, and Payroll by Industry and Employment Size of Establishments by County: 2004—Con.

[Excludes most government employees, railroad employees, and self-employed persons. Size class 1 to 4 employees includes establishments having payroll, but no employees, during mid-March pay period. For meaning of abbreviations and symbols, see introductory text. For explanation of terms, see Appendix A. For statement on reliability, see the note at the end of the table and Appendix C]

NAICS code	Geography, kind of business, and employment size class	Establishments (number)	Paid employees for pay period including March 12 (number)	First-quarter payroll (\$1,000)	Annual payroll (\$1,000)
23	MONMOUTH—Con.				
	Construction—Con.				
238	Specialty trade contractors—Con.				
2389	Other specialty trade contractors—Con.				
23899	All other specialty trade contractors—Con.				
238990	All other specialty trade contractors				
	All establishments	108	279	2 228	16 245
	Establishments with 1 to 4 employees	89	X	X	X
	Establishments with 5 to 9 employees	11	X	X	X
	Establishments with 10 to 19 employees	7	X	X	X
	Establishments with 20 to 49 employees	1	X	X	X
	Establishments with 50 to 99 employees	—	X	X	X
	Establishments with 100 to 249 employees	—	X	X	X
	Establishments with 250 to 499 employees	—	X	X	X
	Establishments with 500 to 999 employees	—	X	X	X
	Establishments with 1,000 employees or more	—	X	X	X
31-33	Manufacturing				
	All establishments	521	9 246	96 066	422 130
	Establishments with 1 to 4 employees	231	X	X	X
	Establishments with 5 to 9 employees	107	X	X	X
	Establishments with 10 to 19 employees	80	X	X	X
	Establishments with 20 to 49 employees	60	X	X	X
	Establishments with 50 to 99 employees	24	X	X	X
	Establishments with 100 to 249 employees	16	X	X	X
	Establishments with 250 to 499 employees	3	X	X	X
	Establishments with 500 to 999 employees	—	X	X	X
	Establishments with 1,000 employees or more	—	X	X	X
311	Food manufacturing				
	All establishments	66	994	8 130	37 739
	Establishments with 1 to 4 employees	37	X	X	X
	Establishments with 5 to 9 employees	10	X	X	X
	Establishments with 10 to 19 employees	10	X	X	X
	Establishments with 20 to 49 employees	4	X	X	X
	Establishments with 50 to 99 employees	2	X	X	X
	Establishments with 100 to 249 employees	3	X	X	X
	Establishments with 250 to 499 employees	—	X	X	X
	Establishments with 500 to 999 employees	—	X	X	X
	Establishments with 1,000 employees or more	—	X	X	X
3118	Bakeries and tortilla manufacturing				
	All establishments	42	493	2 898	16 536
	Establishments with 1 to 4 employees	25	X	X	X
	Establishments with 5 to 9 employees	7	X	X	X
	Establishments with 10 to 19 employees	5	X	X	X
	Establishments with 20 to 49 employees	3	X	X	X
	Establishments with 50 to 99 employees	—	X	X	X
	Establishments with 100 to 249 employees	2	X	X	X
	Establishments with 250 to 499 employees	—	X	X	X
	Establishments with 500 to 999 employees	—	X	X	X
	Establishments with 1,000 employees or more	—	X	X	X
31181	Bread and bakery product manufacturing				
	All establishments	40	e	D	D
	Establishments with 1 to 4 employees	24	X	X	X
	Establishments with 5 to 9 employees	7	X	X	X
	Establishments with 10 to 19 employees	4	X	X	X
	Establishments with 20 to 49 employees	3	X	X	X
	Establishments with 50 to 99 employees	—	X	X	X
	Establishments with 100 to 249 employees	2	X	X	X
	Establishments with 250 to 499 employees	—	X	X	X
	Establishments with 500 to 999 employees	—	X	X	X
	Establishments with 1,000 employees or more	—	X	X	X
311811	Retail bakeries				
	All establishments	32	308	1 255	4 937
	Establishments with 1 to 4 employees	20	X	X	X
	Establishments with 5 to 9 employees	6	X	X	X
	Establishments with 10 to 19 employees	4	X	X	X
	Establishments with 20 to 49 employees	1	X	X	X
	Establishments with 50 to 99 employees	—	X	X	X
	Establishments with 100 to 249 employees	1	X	X	X
	Establishments with 250 to 499 employees	—	X	X	X
	Establishments with 500 to 999 employees	—	X	X	X
	Establishments with 1,000 employees or more	—	X	X	X
311812	Commercial bakeries				
	All establishments	7	c	D	D
	Establishments with 1 to 4 employees	4	X	X	X
	Establishments with 5 to 9 employees	1	X	X	X
	Establishments with 10 to 19 employees	—	X	X	X
	Establishments with 20 to 49 employees	1	X	X	X
	Establishments with 50 to 99 employees	—	X	X	X
	Establishments with 100 to 249 employees	1	X	X	X
	Establishments with 250 to 499 employees	—	X	X	X
	Establishments with 500 to 999 employees	—	X	X	X
	Establishments with 1,000 employees or more	—	X	X	X

See footnotes at end of table.

Table 5. Establishments, Employees, and Payroll by Industry and Employment Size of Establishments by County: 2004—Con.

[Excludes most government employees, railroad employees, and self-employed persons. Size class 1 to 4 employees includes establishments having payroll, but no employees, during mid-March pay period. For meaning of abbreviations and symbols, see introductory text. For explanation of terms, see Appendix A. For statement on reliability, see the note at the end of the table and Appendix C]

NAICS code	Geography, kind of business, and employment size class	Establishments (number)	Paid employees for pay period including March 12 (number)	First-quarter payroll (\$1,000)	Annual payroll (\$1,000)
	MONMOUTH—Con.				
31-33	Manufacturing—Con.				
311	Food manufacturing—Con.				
3119	Other food manufacturing				
	All establishments	5	e	D	D
	Establishments with 1 to 4 employees	1	X	X	X
	Establishments with 5 to 9 employees	2	X	X	X
	Establishments with 10 to 19 employees	1	X	X	X
	Establishments with 20 to 49 employees	—	X	X	X
	Establishments with 50 to 99 employees	—	X	X	X
	Establishments with 100 to 249 employees	1	X	X	X
	Establishments with 250 to 499 employees	—	X	X	X
	Establishments with 500 to 999 employees	—	X	X	X
	Establishments with 1,000 employees or more	—	X	X	X
31192	Coffee and tea manufacturing				
	All establishments	1	c	D	D
	Establishments with 1 to 4 employees	—	X	X	X
	Establishments with 5 to 9 employees	—	X	X	X
	Establishments with 10 to 19 employees	—	X	X	X
	Establishments with 20 to 49 employees	—	X	X	X
	Establishments with 50 to 99 employees	—	X	X	X
	Establishments with 100 to 249 employees	1	X	X	X
	Establishments with 250 to 499 employees	—	X	X	X
	Establishments with 500 to 999 employees	—	X	X	X
	Establishments with 1,000 employees or more	—	X	X	X
311920	Coffee and tea manufacturing				
	All establishments	1	c	D	D
	Establishments with 1 to 4 employees	—	X	X	X
	Establishments with 5 to 9 employees	—	X	X	X
	Establishments with 10 to 19 employees	—	X	X	X
	Establishments with 20 to 49 employees	—	X	X	X
	Establishments with 50 to 99 employees	—	X	X	X
	Establishments with 100 to 249 employees	1	X	X	X
	Establishments with 250 to 499 employees	—	X	X	X
	Establishments with 500 to 999 employees	—	X	X	X
	Establishments with 1,000 employees or more	—	X	X	X
314	Textile product mills				
	All establishments	20	135	731	3 836
	Establishments with 1 to 4 employees	8	X	X	X
	Establishments with 5 to 9 employees	7	X	X	X
	Establishments with 10 to 19 employees	4	X	X	X
	Establishments with 20 to 49 employees	1	X	X	X
	Establishments with 50 to 99 employees	—	X	X	X
	Establishments with 100 to 249 employees	—	X	X	X
	Establishments with 250 to 499 employees	—	X	X	X
	Establishments with 500 to 999 employees	—	X	X	X
	Establishments with 1,000 employees or more	—	X	X	X
321	Wood product manufacturing				
	All establishments	10	134	945	4 405
	Establishments with 1 to 4 employees	3	X	X	X
	Establishments with 5 to 9 employees	1	X	X	X
	Establishments with 10 to 19 employees	3	X	X	X
	Establishments with 20 to 49 employees	3	X	X	X
	Establishments with 50 to 99 employees	—	X	X	X
	Establishments with 100 to 249 employees	—	X	X	X
	Establishments with 250 to 499 employees	—	X	X	X
	Establishments with 500 to 999 employees	—	X	X	X
	Establishments with 1,000 employees or more	—	X	X	X
3219	Other wood product manufacturing				
	All establishments	8	c	D	D
	Establishments with 1 to 4 employees	2	X	X	X
	Establishments with 5 to 9 employees	1	X	X	X
	Establishments with 10 to 19 employees	3	X	X	X
	Establishments with 20 to 49 employees	2	X	X	X
	Establishments with 50 to 99 employees	—	X	X	X
	Establishments with 100 to 249 employees	—	X	X	X
	Establishments with 250 to 499 employees	—	X	X	X
	Establishments with 500 to 999 employees	—	X	X	X
	Establishments with 1,000 employees or more	—	X	X	X
323	Printing and related support activities				
	All establishments	70	920	6 752	29 861
	Establishments with 1 to 4 employees	41	X	X	X
	Establishments with 5 to 9 employees	14	X	X	X
	Establishments with 10 to 19 employees	5	X	X	X
	Establishments with 20 to 49 employees	7	X	X	X
	Establishments with 50 to 99 employees	1	X	X	X
	Establishments with 100 to 249 employees	2	X	X	X
	Establishments with 250 to 499 employees	—	X	X	X
	Establishments with 500 to 999 employees	—	X	X	X
	Establishments with 1,000 employees or more	—	X	X	X

See footnotes at end of table.

Table 5. Establishments, Employees, and Payroll by Industry and Employment Size of Establishments by County: 2004—Con.

[Excludes most government employees, railroad employees, and self-employed persons. Size class 1 to 4 employees includes establishments having payroll, but no employees, during mid-March pay period. For meaning of abbreviations and symbols, see introductory text. For explanation of terms, see Appendix A. For statement on reliability, see the note at the end of the table and Appendix C]

NAICS code	Geography, kind of business, and employment size class	Establishments (number)	Paid employees for pay period including March 12 (number)	First-quarter payroll (\$1,000)	Annual payroll (\$1,000)
	MONMOUTH—Con.				
31-33	Manufacturing—Con.				
323	Printing and related support activities—Con.				
3231	Printing and related support activities				
	All establishments	70	920	6 752	29 861
	Establishments with 1 to 4 employees	41	X	X	X
	Establishments with 5 to 9 employees	14	X	X	X
	Establishments with 10 to 19 employees	5	X	X	X
	Establishments with 20 to 49 employees	7	X	X	X
	Establishments with 50 to 99 employees	1	X	X	X
	Establishments with 100 to 249 employees	2	X	X	X
	Establishments with 250 to 499 employees	—	X	X	X
	Establishments with 500 to 999 employees	—	X	X	X
	Establishments with 1,000 employees or more	—	X	X	X
32311	Printing				
	All establishments	66	868	6 223	27 881
	Establishments with 1 to 4 employees	40	X	X	X
	Establishments with 5 to 9 employees	12	X	X	X
	Establishments with 10 to 19 employees	5	X	X	X
	Establishments with 20 to 49 employees	6	X	X	X
	Establishments with 50 to 99 employees	1	X	X	X
	Establishments with 100 to 249 employees	2	X	X	X
	Establishments with 250 to 499 employees	—	X	X	X
	Establishments with 500 to 999 employees	—	X	X	X
	Establishments with 1,000 employees or more	—	X	X	X
323110	Commercial lithographic printing				
	All establishments	23	221	1 830	8 349
	Establishments with 1 to 4 employees	12	X	X	X
	Establishments with 5 to 9 employees	3	X	X	X
	Establishments with 10 to 19 employees	3	X	X	X
	Establishments with 20 to 49 employees	5	X	X	X
	Establishments with 50 to 99 employees	—	X	X	X
	Establishments with 100 to 249 employees	—	X	X	X
	Establishments with 250 to 499 employees	—	X	X	X
	Establishments with 500 to 999 employees	—	X	X	X
	Establishments with 1,000 employees or more	—	X	X	X
323113	Commercial screen printing				
	All establishments	9	260	1 652	7 321
	Establishments with 1 to 4 employees	6	X	X	X
	Establishments with 5 to 9 employees	1	X	X	X
	Establishments with 10 to 19 employees	—	X	X	X
	Establishments with 20 to 49 employees	1	X	X	X
	Establishments with 50 to 99 employees	—	X	X	X
	Establishments with 100 to 249 employees	1	X	X	X
	Establishments with 250 to 499 employees	—	X	X	X
	Establishments with 500 to 999 employees	—	X	X	X
	Establishments with 1,000 employees or more	—	X	X	X
323119	Other commercial printing				
	All establishments	9	227	1 599	7 052
	Establishments with 1 to 4 employees	6	X	X	X
	Establishments with 5 to 9 employees	2	X	X	X
	Establishments with 10 to 19 employees	—	X	X	X
	Establishments with 20 to 49 employees	—	X	X	X
	Establishments with 50 to 99 employees	—	X	X	X
	Establishments with 100 to 249 employees	1	X	X	X
	Establishments with 250 to 499 employees	—	X	X	X
	Establishments with 500 to 999 employees	—	X	X	X
	Establishments with 1,000 employees or more	—	X	X	X
324	Petroleum and coal products manufacturing				
	All establishments	7	164	2 222	10 592
	Establishments with 1 to 4 employees	1	X	X	X
	Establishments with 5 to 9 employees	3	X	X	X
	Establishments with 10 to 19 employees	—	X	X	X
	Establishments with 20 to 49 employees	2	X	X	X
	Establishments with 50 to 99 employees	1	X	X	X
	Establishments with 100 to 249 employees	—	X	X	X
	Establishments with 250 to 499 employees	—	X	X	X
	Establishments with 500 to 999 employees	—	X	X	X
	Establishments with 1,000 employees or more	—	X	X	X
3241	Petroleum and coal products manufacturing				
	All establishments	7	164	2 222	10 592
	Establishments with 1 to 4 employees	1	X	X	X
	Establishments with 5 to 9 employees	3	X	X	X
	Establishments with 10 to 19 employees	—	X	X	X
	Establishments with 20 to 49 employees	2	X	X	X
	Establishments with 50 to 99 employees	1	X	X	X
	Establishments with 100 to 249 employees	—	X	X	X
	Establishments with 250 to 499 employees	—	X	X	X
	Establishments with 500 to 999 employees	—	X	X	X
	Establishments with 1,000 employees or more	—	X	X	X

See footnotes at end of table.

Table 5. Establishments, Employees, and Payroll by Industry and Employment Size of Establishments by County: 2004—Con.

[Excludes most government employees, railroad employees, and self-employed persons. Size class 1 to 4 employees includes establishments having payroll, but no employees, during mid-March pay period. For meaning of abbreviations and symbols, see introductory text. For explanation of terms, see Appendix A. For statement on reliability, see the note at the end of the table and Appendix C]

NAICS code	Geography, kind of business, and employment size class	Establishments (number)	Paid employees for pay period including March 12 (number)	First-quarter payroll (\$1,000)	Annual payroll (\$1,000)
	MONMOUTH—Con.				
31-33	Manufacturing—Con.				
324	Petroleum and coal products manufacturing—Con.				
3241	Petroleum and coal products manufacturing—Con.				
32419	Other petroleum and coal products manufacturing				
	All establishments	3	c	D	D
	Establishments with 1 to 4 employees	1	X	X	X
	Establishments with 5 to 9 employees	—	X	X	X
	Establishments with 10 to 19 employees	—	X	X	X
	Establishments with 20 to 49 employees	1	X	X	X
	Establishments with 50 to 99 employees	1	X	X	X
	Establishments with 100 to 249 employees	—	X	X	X
	Establishments with 250 to 499 employees	—	X	X	X
	Establishments with 500 to 999 employees	—	X	X	X
	Establishments with 1,000 employees or more	—	X	X	X
324191	Petroleum lubricating oil and grease manufacturing				
	All establishments	3	c	D	D
	Establishments with 1 to 4 employees	1	X	X	X
	Establishments with 5 to 9 employees	—	X	X	X
	Establishments with 10 to 19 employees	—	X	X	X
	Establishments with 20 to 49 employees	1	X	X	X
	Establishments with 50 to 99 employees	1	X	X	X
	Establishments with 100 to 249 employees	—	X	X	X
	Establishments with 250 to 499 employees	—	X	X	X
	Establishments with 500 to 999 employees	—	X	X	X
	Establishments with 1,000 employees or more	—	X	X	X
325	Chemical manufacturing				
	All establishments	27	1 459	18 851	87 572
	Establishments with 1 to 4 employees	4	X	X	X
	Establishments with 5 to 9 employees	3	X	X	X
	Establishments with 10 to 19 employees	7	X	X	X
	Establishments with 20 to 49 employees	3	X	X	X
	Establishments with 50 to 99 employees	5	X	X	X
	Establishments with 100 to 249 employees	4	X	X	X
	Establishments with 250 to 499 employees	1	X	X	X
	Establishments with 500 to 999 employees	—	X	X	X
	Establishments with 1,000 employees or more	—	X	X	X
3254	Pharmaceutical and medicine manufacturing				
	All establishments	7	680	7 583	25 851
	Establishments with 1 to 4 employees	—	X	X	X
	Establishments with 5 to 9 employees	—	X	X	X
	Establishments with 10 to 19 employees	2	X	X	X
	Establishments with 20 to 49 employees	—	X	X	X
	Establishments with 50 to 99 employees	3	X	X	X
	Establishments with 100 to 249 employees	1	X	X	X
	Establishments with 250 to 499 employees	1	X	X	X
	Establishments with 500 to 999 employees	—	X	X	X
	Establishments with 1,000 employees or more	—	X	X	X
32541	Pharmaceutical and medicine manufacturing				
	All establishments	7	680	7 583	25 851
	Establishments with 1 to 4 employees	—	X	X	X
	Establishments with 5 to 9 employees	—	X	X	X
	Establishments with 10 to 19 employees	2	X	X	X
	Establishments with 20 to 49 employees	—	X	X	X
	Establishments with 50 to 99 employees	3	X	X	X
	Establishments with 100 to 249 employees	1	X	X	X
	Establishments with 250 to 499 employees	1	X	X	X
	Establishments with 500 to 999 employees	—	X	X	X
	Establishments with 1,000 employees or more	—	X	X	X
325411	Medicinal and botanical manufacturing				
	All establishments	3	c	D	D
	Establishments with 1 to 4 employees	—	X	X	X
	Establishments with 5 to 9 employees	—	X	X	X
	Establishments with 10 to 19 employees	—	X	X	X
	Establishments with 20 to 49 employees	—	X	X	X
	Establishments with 50 to 99 employees	3	X	X	X
	Establishments with 100 to 249 employees	—	X	X	X
	Establishments with 250 to 499 employees	—	X	X	X
	Establishments with 500 to 999 employees	—	X	X	X
	Establishments with 1,000 employees or more	—	X	X	X
325412	Pharmaceutical preparation manufacturing				
	All establishments	2	e	D	D
	Establishments with 1 to 4 employees	—	X	X	X
	Establishments with 5 to 9 employees	—	X	X	X
	Establishments with 10 to 19 employees	—	X	X	X
	Establishments with 20 to 49 employees	—	X	X	X
	Establishments with 50 to 99 employees	—	X	X	X
	Establishments with 100 to 249 employees	1	X	X	X
	Establishments with 250 to 499 employees	1	X	X	X
	Establishments with 500 to 999 employees	—	X	X	X
	Establishments with 1,000 employees or more	—	X	X	X

See footnotes at end of table.

Table 5. Establishments, Employees, and Payroll by Industry and Employment Size of Establishments by County: 2004—Con.

[Excludes most government employees, railroad employees, and self-employed persons. Size class 1 to 4 employees includes establishments having payroll, but no employees, during mid-March pay period. For meaning of abbreviations and symbols, see introductory text. For explanation of terms, see Appendix A. For statement on reliability, see the note at the end of the table and Appendix C]

NAICS code	Geography, kind of business, and employment size class	Establishments (number)	Paid employees for pay period including March 12 (number)	First-quarter payroll (\$1,000)	Annual payroll (\$1,000)
	MONMOUTH—Con.				
31-33	Manufacturing—Con.				
325	Chemical manufacturing—Con.				
3256	Soap, cleaning compound, and toilet preparation manufacturing				
	All establishments	7	507	6 333	44 628
	Establishments with 1 to 4 employees	1	X	X	X
	Establishments with 5 to 9 employees	2	X	X	X
	Establishments with 10 to 19 employees	1	X	X	X
	Establishments with 20 to 49 employees	—	X	X	X
	Establishments with 50 to 99 employees	—	X	X	X
	Establishments with 100 to 249 employees	3	X	X	X
	Establishments with 250 to 499 employees	—	X	X	X
	Establishments with 500 to 999 employees	—	X	X	X
	Establishments with 1,000 employees or more	—	X	X	X
32562	Toilet preparation manufacturing				
	All establishments	6	f	D	D
	Establishments with 1 to 4 employees	—	X	X	X
	Establishments with 5 to 9 employees	2	X	X	X
	Establishments with 10 to 19 employees	1	X	X	X
	Establishments with 20 to 49 employees	—	X	X	X
	Establishments with 50 to 99 employees	—	X	X	X
	Establishments with 100 to 249 employees	3	X	X	X
	Establishments with 250 to 499 employees	—	X	X	X
	Establishments with 500 to 999 employees	—	X	X	X
	Establishments with 1,000 employees or more	—	X	X	X
325620	Toilet preparation manufacturing				
	All establishments	6	f	D	D
	Establishments with 1 to 4 employees	—	X	X	X
	Establishments with 5 to 9 employees	2	X	X	X
	Establishments with 10 to 19 employees	1	X	X	X
	Establishments with 20 to 49 employees	—	X	X	X
	Establishments with 50 to 99 employees	—	X	X	X
	Establishments with 100 to 249 employees	3	X	X	X
	Establishments with 250 to 499 employees	—	X	X	X
	Establishments with 500 to 999 employees	—	X	X	X
	Establishments with 1,000 employees or more	—	X	X	X
3259	Other chemical product and preparation manufacturing				
	All establishments	7	172	3 316	9 647
	Establishments with 1 to 4 employees	1	X	X	X
	Establishments with 5 to 9 employees	1	X	X	X
	Establishments with 10 to 19 employees	2	X	X	X
	Establishments with 20 to 49 employees	1	X	X	X
	Establishments with 50 to 99 employees	2	X	X	X
	Establishments with 100 to 249 employees	—	X	X	X
	Establishments with 250 to 499 employees	—	X	X	X
	Establishments with 500 to 999 employees	—	X	X	X
	Establishments with 1,000 employees or more	—	X	X	X
32599	All other chemical product and preparation manufacturing				
	All establishments	7	172	3 316	9 647
	Establishments with 1 to 4 employees	1	X	X	X
	Establishments with 5 to 9 employees	1	X	X	X
	Establishments with 10 to 19 employees	2	X	X	X
	Establishments with 20 to 49 employees	1	X	X	X
	Establishments with 50 to 99 employees	2	X	X	X
	Establishments with 100 to 249 employees	—	X	X	X
	Establishments with 250 to 499 employees	—	X	X	X
	Establishments with 500 to 999 employees	—	X	X	X
	Establishments with 1,000 employees or more	—	X	X	X
325998	All other miscellaneous chemical product and preparation manufacturing				
	All establishments	4	c	D	D
	Establishments with 1 to 4 employees	—	X	X	X
	Establishments with 5 to 9 employees	1	X	X	X
	Establishments with 10 to 19 employees	1	X	X	X
	Establishments with 20 to 49 employees	1	X	X	X
	Establishments with 50 to 99 employees	1	X	X	X
	Establishments with 100 to 249 employees	—	X	X	X
	Establishments with 250 to 499 employees	—	X	X	X
	Establishments with 500 to 999 employees	—	X	X	X
	Establishments with 1,000 employees or more	—	X	X	X
326	Plastics and rubber products manufacturing				
	All establishments	23	941	9 658	43 050
	Establishments with 1 to 4 employees	5	X	X	X
	Establishments with 5 to 9 employees	1	X	X	X
	Establishments with 10 to 19 employees	9	X	X	X
	Establishments with 20 to 49 employees	4	X	X	X
	Establishments with 50 to 99 employees	1	X	X	X
	Establishments with 100 to 249 employees	3	X	X	X
	Establishments with 250 to 499 employees	—	X	X	X
	Establishments with 500 to 999 employees	—	X	X	X
	Establishments with 1,000 employees or more	—	X	X	X

See footnotes at end of table.

Table 5. Establishments, Employees, and Payroll by Industry and Employment Size of Establishments by County: 2004—Con.

[Excludes most government employees, railroad employees, and self-employed persons. Size class 1 to 4 employees includes establishments having payroll, but no employees, during mid-March pay period. For meaning of abbreviations and symbols, see introductory text. For explanation of terms, see Appendix A. For statement on reliability, see the note at the end of the table and Appendix C]

NAICS code	Geography, kind of business, and employment size class	Establishments (number)	Paid employees for pay period including March 12 (number)	First-quarter payroll (\$1,000)	Annual payroll (\$1,000)
	MONMOUTH—Con.				
31-33	Manufacturing—Con.				
326	Plastics and rubber products manufacturing—Con.				
3261	Plastics product manufacturing				
	All establishments	19	444	3 308	11 197
	Establishments with 1 to 4 employees	5	X	X	X
	Establishments with 5 to 9 employees	1	X	X	X
	Establishments with 10 to 19 employees	8	X	X	X
	Establishments with 20 to 49 employees	3	X	X	X
	Establishments with 50 to 99 employees	1	X	X	X
	Establishments with 100 to 249 employees	1	X	X	X
	Establishments with 250 to 499 employees	—	X	X	X
	Establishments with 500 to 999 employees	—	X	X	X
	Establishments with 1,000 employees or more	—	X	X	X
32612	Plastics pipe, pipe fitting, and unlaminated profile shape manufacturing				
	All establishments	3	c	D	D
	Establishments with 1 to 4 employees	—	X	X	X
	Establishments with 5 to 9 employees	—	X	X	X
	Establishments with 10 to 19 employees	1	X	X	X
	Establishments with 20 to 49 employees	1	X	X	X
	Establishments with 50 to 99 employees	—	X	X	X
	Establishments with 100 to 249 employees	1	X	X	X
	Establishments with 250 to 499 employees	—	X	X	X
	Establishments with 500 to 999 employees	—	X	X	X
	Establishments with 1,000 employees or more	—	X	X	X
326121	Unlaminated plastics profile shape manufacturing				
	All establishments	3	c	D	D
	Establishments with 1 to 4 employees	—	X	X	X
	Establishments with 5 to 9 employees	—	X	X	X
	Establishments with 10 to 19 employees	1	X	X	X
	Establishments with 20 to 49 employees	1	X	X	X
	Establishments with 50 to 99 employees	—	X	X	X
	Establishments with 100 to 249 employees	1	X	X	X
	Establishments with 250 to 499 employees	—	X	X	X
	Establishments with 500 to 999 employees	—	X	X	X
	Establishments with 1,000 employees or more	—	X	X	X
32619	Other plastics product manufacturing				
	All establishments	15	258	1 868	8 308
	Establishments with 1 to 4 employees	4	X	X	X
	Establishments with 5 to 9 employees	1	X	X	X
	Establishments with 10 to 19 employees	7	X	X	X
	Establishments with 20 to 49 employees	2	X	X	X
	Establishments with 50 to 99 employees	1	X	X	X
	Establishments with 100 to 249 employees	—	X	X	X
	Establishments with 250 to 499 employees	—	X	X	X
	Establishments with 500 to 999 employees	—	X	X	X
	Establishments with 1,000 employees or more	—	X	X	X
326199	All other plastics product manufacturing				
	All establishments	15	258	1 868	8 308
	Establishments with 1 to 4 employees	4	X	X	X
	Establishments with 5 to 9 employees	1	X	X	X
	Establishments with 10 to 19 employees	7	X	X	X
	Establishments with 20 to 49 employees	2	X	X	X
	Establishments with 50 to 99 employees	1	X	X	X
	Establishments with 100 to 249 employees	—	X	X	X
	Establishments with 250 to 499 employees	—	X	X	X
	Establishments with 500 to 999 employees	—	X	X	X
	Establishments with 1,000 employees or more	—	X	X	X
3262	Rubber product manufacturing				
	All establishments	4	497	6 350	31 853
	Establishments with 1 to 4 employees	—	X	X	X
	Establishments with 5 to 9 employees	—	X	X	X
	Establishments with 10 to 19 employees	1	X	X	X
	Establishments with 20 to 49 employees	1	X	X	X
	Establishments with 50 to 99 employees	—	X	X	X
	Establishments with 100 to 249 employees	2	X	X	X
	Establishments with 250 to 499 employees	—	X	X	X
	Establishments with 500 to 999 employees	—	X	X	X
	Establishments with 1,000 employees or more	—	X	X	X
32629	Other rubber product manufacturing				
	All establishments	4	497	6 350	31 853
	Establishments with 1 to 4 employees	—	X	X	X
	Establishments with 5 to 9 employees	—	X	X	X
	Establishments with 10 to 19 employees	1	X	X	X
	Establishments with 20 to 49 employees	1	X	X	X
	Establishments with 50 to 99 employees	—	X	X	X
	Establishments with 100 to 249 employees	2	X	X	X
	Establishments with 250 to 499 employees	—	X	X	X
	Establishments with 500 to 999 employees	—	X	X	X
	Establishments with 1,000 employees or more	—	X	X	X

See footnotes at end of table.

Table 5. Establishments, Employees, and Payroll by Industry and Employment Size of Establishments by County: 2004—Con.

[Excludes most government employees, railroad employees, and self-employed persons. Size class 1 to 4 employees includes establishments having payroll, but no employees, during mid-March pay period. For meaning of abbreviations and symbols, see introductory text. For explanation of terms, see Appendix A. For statement on reliability, see the note at the end of the table and Appendix C]

NAICS code	Geography, kind of business, and employment size class	Establishments (number)	Paid employees for pay period including March 12 (number)	First-quarter payroll (\$1,000)	Annual payroll (\$1,000)
	MONMOUTH—Con.				
31-33	Manufacturing—Con.				
326	Plastics and rubber products manufacturing—Con.				
3262	Rubber product manufacturing—Con.				
32629	Other rubber product manufacturing—Con.				
326299	All other rubber product manufacturing				
	All establishments	3	e	D	D
	Establishments with 1 to 4 employees	—	X	X	X
	Establishments with 5 to 9 employees	—	X	X	X
	Establishments with 10 to 19 employees	1	X	X	X
	Establishments with 20 to 49 employees	—	X	X	X
	Establishments with 50 to 99 employees	—	X	X	X
	Establishments with 100 to 249 employees	2	X	X	X
	Establishments with 250 to 499 employees	—	X	X	X
	Establishments with 500 to 999 employees	—	X	X	X
	Establishments with 1,000 employees or more	—	X	X	X
327	Nonmetallic mineral product manufacturing				
	All establishments	17	391	3 546	18 480
	Establishments with 1 to 4 employees	4	X	X	X
	Establishments with 5 to 9 employees	2	X	X	X
	Establishments with 10 to 19 employees	1	X	X	X
	Establishments with 20 to 49 employees	8	X	X	X
	Establishments with 50 to 99 employees	2	X	X	X
	Establishments with 100 to 249 employees	—	X	X	X
	Establishments with 250 to 499 employees	—	X	X	X
	Establishments with 500 to 999 employees	—	X	X	X
	Establishments with 1,000 employees or more	—	X	X	X
3273	Cement and concrete product manufacturing				
	All establishments	14	e	D	D
	Establishments with 1 to 4 employees	3	X	X	X
	Establishments with 5 to 9 employees	2	X	X	X
	Establishments with 10 to 19 employees	—	X	X	X
	Establishments with 20 to 49 employees	8	X	X	X
	Establishments with 50 to 99 employees	1	X	X	X
	Establishments with 100 to 249 employees	—	X	X	X
	Establishments with 250 to 499 employees	—	X	X	X
	Establishments with 500 to 999 employees	—	X	X	X
	Establishments with 1,000 employees or more	—	X	X	X
32732	Ready-mix concrete manufacturing				
	All establishments	7	163	1 521	9 303
	Establishments with 1 to 4 employees	3	X	X	X
	Establishments with 5 to 9 employees	—	X	X	X
	Establishments with 10 to 19 employees	—	X	X	X
	Establishments with 20 to 49 employees	3	X	X	X
	Establishments with 50 to 99 employees	1	X	X	X
	Establishments with 100 to 249 employees	—	X	X	X
	Establishments with 250 to 499 employees	—	X	X	X
	Establishments with 500 to 999 employees	—	X	X	X
	Establishments with 1,000 employees or more	—	X	X	X
327320	Ready-mix concrete manufacturing				
	All establishments	7	163	1 521	9 303
	Establishments with 1 to 4 employees	3	X	X	X
	Establishments with 5 to 9 employees	—	X	X	X
	Establishments with 10 to 19 employees	—	X	X	X
	Establishments with 20 to 49 employees	3	X	X	X
	Establishments with 50 to 99 employees	1	X	X	X
	Establishments with 100 to 249 employees	—	X	X	X
	Establishments with 250 to 499 employees	—	X	X	X
	Establishments with 500 to 999 employees	—	X	X	X
	Establishments with 1,000 employees or more	—	X	X	X
32739	Other concrete product manufacturing				
	All establishments	6	137	1 288	6 442
	Establishments with 1 to 4 employees	—	X	X	X
	Establishments with 5 to 9 employees	2	X	X	X
	Establishments with 10 to 19 employees	—	X	X	X
	Establishments with 20 to 49 employees	4	X	X	X
	Establishments with 50 to 99 employees	—	X	X	X
	Establishments with 100 to 249 employees	—	X	X	X
	Establishments with 250 to 499 employees	—	X	X	X
	Establishments with 500 to 999 employees	—	X	X	X
	Establishments with 1,000 employees or more	—	X	X	X
327390	Other concrete product manufacturing				
	All establishments	6	137	1 288	6 442
	Establishments with 1 to 4 employees	—	X	X	X
	Establishments with 5 to 9 employees	2	X	X	X
	Establishments with 10 to 19 employees	—	X	X	X
	Establishments with 20 to 49 employees	4	X	X	X
	Establishments with 50 to 99 employees	—	X	X	X
	Establishments with 100 to 249 employees	—	X	X	X
	Establishments with 250 to 499 employees	—	X	X	X
	Establishments with 500 to 999 employees	—	X	X	X
	Establishments with 1,000 employees or more	—	X	X	X

See footnotes at end of table.

Table 5. Establishments, Employees, and Payroll by Industry and Employment Size of Establishments by County: 2004—Con.

[Excludes most government employees, railroad employees, and self-employed persons. Size class 1 to 4 employees includes establishments having payroll, but no employees, during mid-March pay period. For meaning of abbreviations and symbols, see introductory text. For explanation of terms, see Appendix A. For statement on reliability, see the note at the end of the table and Appendix C]

NAICS code	Geography, kind of business, and employment size class	Establishments (number)	Paid employees for pay period including March 12 (number)	First-quarter payroll (\$1,000)	Annual payroll (\$1,000)
	MONMOUTH—Con.				
31-33	Manufacturing—Con.				
332	Fabricated metal product manufacturing				
	All establishments	65	819	9 369	35 590
	Establishments with 1 to 4 employees	30	X	X	X
	Establishments with 5 to 9 employees	19	X	X	X
	Establishments with 10 to 19 employees	9	X	X	X
	Establishments with 20 to 49 employees	6	X	X	X
	Establishments with 50 to 99 employees	—	X	X	X
	Establishments with 100 to 249 employees	—	X	X	X
	Establishments with 250 to 499 employees	1	X	X	X
	Establishments with 500 to 999 employees	—	X	X	X
	Establishments with 1,000 employees or more	—	X	X	X
3323	Architectural and structural metals manufacturing				
	All establishments	16	118	915	4 554
	Establishments with 1 to 4 employees	6	X	X	X
	Establishments with 5 to 9 employees	5	X	X	X
	Establishments with 10 to 19 employees	4	X	X	X
	Establishments with 20 to 49 employees	1	X	X	X
	Establishments with 50 to 99 employees	—	X	X	X
	Establishments with 100 to 249 employees	—	X	X	X
	Establishments with 250 to 499 employees	—	X	X	X
	Establishments with 500 to 999 employees	—	X	X	X
	Establishments with 1,000 employees or more	—	X	X	X
3326	Spring and wire product manufacturing				
	All establishments	5	e	D	D
	Establishments with 1 to 4 employees	2	X	X	X
	Establishments with 5 to 9 employees	—	X	X	X
	Establishments with 10 to 19 employees	2	X	X	X
	Establishments with 20 to 49 employees	—	X	X	X
	Establishments with 50 to 99 employees	—	X	X	X
	Establishments with 100 to 249 employees	—	X	X	X
	Establishments with 250 to 499 employees	1	X	X	X
	Establishments with 500 to 999 employees	—	X	X	X
	Establishments with 1,000 employees or more	—	X	X	X
33261	Spring and wire product manufacturing				
	All establishments	5	e	D	D
	Establishments with 1 to 4 employees	2	X	X	X
	Establishments with 5 to 9 employees	—	X	X	X
	Establishments with 10 to 19 employees	2	X	X	X
	Establishments with 20 to 49 employees	—	X	X	X
	Establishments with 50 to 99 employees	—	X	X	X
	Establishments with 100 to 249 employees	—	X	X	X
	Establishments with 250 to 499 employees	1	X	X	X
	Establishments with 500 to 999 employees	—	X	X	X
	Establishments with 1,000 employees or more	—	X	X	X
332618	Other fabricated wire product manufacturing				
	All establishments	4	e	D	D
	Establishments with 1 to 4 employees	1	X	X	X
	Establishments with 5 to 9 employees	—	X	X	X
	Establishments with 10 to 19 employees	2	X	X	X
	Establishments with 20 to 49 employees	—	X	X	X
	Establishments with 50 to 99 employees	—	X	X	X
	Establishments with 100 to 249 employees	—	X	X	X
	Establishments with 250 to 499 employees	1	X	X	X
	Establishments with 500 to 999 employees	—	X	X	X
	Establishments with 1,000 employees or more	—	X	X	X
3327	Machine shops; turned product; and screw, nut, and bolt manufacturing				
	All establishments	23	128	1 004	4 304
	Establishments with 1 to 4 employees	14	X	X	X
	Establishments with 5 to 9 employees	6	X	X	X
	Establishments with 10 to 19 employees	2	X	X	X
	Establishments with 20 to 49 employees	1	X	X	X
	Establishments with 50 to 99 employees	—	X	X	X
	Establishments with 100 to 249 employees	—	X	X	X
	Establishments with 250 to 499 employees	—	X	X	X
	Establishments with 500 to 999 employees	—	X	X	X
	Establishments with 1,000 employees or more	—	X	X	X
3329	Other fabricated metal product manufacturing				
	All establishments	10	132	1 149	5 019
	Establishments with 1 to 4 employees	3	X	X	X
	Establishments with 5 to 9 employees	4	X	X	X
	Establishments with 10 to 19 employees	—	X	X	X
	Establishments with 20 to 49 employees	3	X	X	X
	Establishments with 50 to 99 employees	—	X	X	X
	Establishments with 100 to 249 employees	—	X	X	X
	Establishments with 250 to 499 employees	—	X	X	X
	Establishments with 500 to 999 employees	—	X	X	X
	Establishments with 1,000 employees or more	—	X	X	X

See footnotes at end of table.

Table 5. Establishments, Employees, and Payroll by Industry and Employment Size of Establishments by County: 2004—Con.

[Excludes most government employees, railroad employees, and self-employed persons. Size class 1 to 4 employees includes establishments having payroll, but no employees, during mid-March pay period. For meaning of abbreviations and symbols, see introductory text. For explanation of terms, see Appendix A. For statement on reliability, see the note at the end of the table and Appendix C]

NAICS code	Geography, kind of business, and employment size class	Establishments (number)	Paid employees for pay period including March 12 (number)	First-quarter payroll (\$1,000)	Annual payroll (\$1,000)
31-33	MONMOUTH—Con.				
	Manufacturing—Con.				
332	Fabricated metal product manufacturing—Con.				
3329	Other fabricated metal product manufacturing—Con.				
33299	All other fabricated metal product manufacturing				
	All establishments	10	132	1 149	5 019
	Establishments with 1 to 4 employees	3	X	X	X
	Establishments with 5 to 9 employees	4	X	X	X
	Establishments with 10 to 19 employees	—	X	X	X
	Establishments with 20 to 49 employees	3	X	X	X
	Establishments with 50 to 99 employees	—	X	X	X
	Establishments with 100 to 249 employees	—	X	X	X
	Establishments with 250 to 499 employees	—	X	X	X
	Establishments with 500 to 999 employees	—	X	X	X
	Establishments with 1,000 employees or more	—	X	X	X
332999	All other miscellaneous fabricated metal product manufacturing				
	All establishments	8	c	D	D
	Establishments with 1 to 4 employees	2	X	X	X
	Establishments with 5 to 9 employees	2	X	X	X
	Establishments with 10 to 19 employees	—	X	X	X
	Establishments with 20 to 49 employees	3	X	X	X
	Establishments with 50 to 99 employees	—	X	X	X
	Establishments with 100 to 249 employees	—	X	X	X
	Establishments with 250 to 499 employees	—	X	X	X
	Establishments with 500 to 999 employees	—	X	X	X
	Establishments with 1,000 employees or more	—	X	X	X
333	Machinery manufacturing				
	All establishments	33	490	5 403	22 290
	Establishments with 1 to 4 employees	14	X	X	X
	Establishments with 5 to 9 employees	7	X	X	X
	Establishments with 10 to 19 employees	4	X	X	X
	Establishments with 20 to 49 employees	5	X	X	X
	Establishments with 50 to 99 employees	3	X	X	X
	Establishments with 100 to 249 employees	—	X	X	X
	Establishments with 250 to 499 employees	—	X	X	X
	Establishments with 500 to 999 employees	—	X	X	X
	Establishments with 1,000 employees or more	—	X	X	X
3334	Ventilation, heating, air-conditioning, and commercial refrigeration equipment manufacturing				
	All establishments	4	c	D	D
	Establishments with 1 to 4 employees	—	X	X	X
	Establishments with 5 to 9 employees	1	X	X	X
	Establishments with 10 to 19 employees	1	X	X	X
	Establishments with 20 to 49 employees	1	X	X	X
	Establishments with 50 to 99 employees	1	X	X	X
	Establishments with 100 to 249 employees	—	X	X	X
	Establishments with 250 to 499 employees	—	X	X	X
	Establishments with 500 to 999 employees	—	X	X	X
	Establishments with 1,000 employees or more	—	X	X	X
33341	Ventilation, heating, air-conditioning, and commercial refrigeration equipment manufacturing				
	All establishments	4	c	D	D
	Establishments with 1 to 4 employees	—	X	X	X
	Establishments with 5 to 9 employees	1	X	X	X
	Establishments with 10 to 19 employees	1	X	X	X
	Establishments with 20 to 49 employees	1	X	X	X
	Establishments with 50 to 99 employees	1	X	X	X
	Establishments with 100 to 249 employees	—	X	X	X
	Establishments with 250 to 499 employees	—	X	X	X
	Establishments with 500 to 999 employees	—	X	X	X
	Establishments with 1,000 employees or more	—	X	X	X
333415	Air-conditioning and warm air heating equipment and commercial and industrial refrigeration equipment manufacturing				
	All establishments	2	c	D	D
	Establishments with 1 to 4 employees	—	X	X	X
	Establishments with 5 to 9 employees	—	X	X	X
	Establishments with 10 to 19 employees	—	X	X	X
	Establishments with 20 to 49 employees	1	X	X	X
	Establishments with 50 to 99 employees	1	X	X	X
	Establishments with 100 to 249 employees	—	X	X	X
	Establishments with 250 to 499 employees	—	X	X	X
	Establishments with 500 to 999 employees	—	X	X	X
	Establishments with 1,000 employees or more	—	X	X	X
3339	Other general purpose machinery manufacturing				
	All establishments	11	234	2 631	10 581
	Establishments with 1 to 4 employees	4	X	X	X
	Establishments with 5 to 9 employees	1	X	X	X
	Establishments with 10 to 19 employees	2	X	X	X
	Establishments with 20 to 49 employees	2	X	X	X
	Establishments with 50 to 99 employees	2	X	X	X
	Establishments with 100 to 249 employees	—	X	X	X
	Establishments with 250 to 499 employees	—	X	X	X

See footnotes at end of table.

Table 5. Establishments, Employees, and Payroll by Industry and Employment Size of Establishments by County: 2004—Con.

[Excludes most government employees, railroad employees, and self-employed persons. Size class 1 to 4 employees includes establishments having payroll, but no employees, during mid-March pay period. For meaning of abbreviations and symbols, see introductory text. For explanation of terms, see Appendix A. For statement on reliability, see the note at the end of the table and Appendix C]

NAICS code	Geography, kind of business, and employment size class	Establishments (number)	Paid employees for pay period including March 12 (number)	First-quarter payroll (\$1,000)	Annual payroll (\$1,000)
	MONMOUTH—Con.				
31-33	Manufacturing—Con.				
333	Machinery manufacturing—Con.				
3339	Other general purpose machinery manufacturing—Con.				
	All establishments—Con.				
	Establishments with 500 to 999 employees	—	X	X	X
	Establishments with 1,000 employees or more	—	X	X	X
33399	All other general purpose machinery manufacturing				
	All establishments	9	c	D	D
	Establishments with 1 to 4 employees	3	X	X	X
	Establishments with 5 to 9 employees	1	X	X	X
	Establishments with 10 to 19 employees	2	X	X	X
	Establishments with 20 to 49 employees	2	X	X	X
	Establishments with 50 to 99 employees	1	X	X	X
	Establishments with 100 to 249 employees	—	X	X	X
	Establishments with 250 to 499 employees	—	X	X	X
	Establishments with 500 to 999 employees	—	X	X	X
	Establishments with 1,000 employees or more	—	X	X	X
334	Computer and electronic product manufacturing				
	All establishments	37	1 266	17 269	67 945
	Establishments with 1 to 4 employees	8	X	X	X
	Establishments with 5 to 9 employees	8	X	X	X
	Establishments with 10 to 19 employees	6	X	X	X
	Establishments with 20 to 49 employees	6	X	X	X
	Establishments with 50 to 99 employees	7	X	X	X
	Establishments with 100 to 249 employees	1	X	X	X
	Establishments with 250 to 499 employees	1	X	X	X
	Establishments with 500 to 999 employees	—	X	X	X
	Establishments with 1,000 employees or more	—	X	X	X
3342	Communications equipment manufacturing				
	All establishments	9	f	D	D
	Establishments with 1 to 4 employees	2	X	X	X
	Establishments with 5 to 9 employees	—	X	X	X
	Establishments with 10 to 19 employees	2	X	X	X
	Establishments with 20 to 49 employees	2	X	X	X
	Establishments with 50 to 99 employees	2	X	X	X
	Establishments with 100 to 249 employees	—	X	X	X
	Establishments with 250 to 499 employees	1	X	X	X
	Establishments with 500 to 999 employees	—	X	X	X
	Establishments with 1,000 employees or more	—	X	X	X
33421	Telephone apparatus manufacturing				
	All establishments	3	c	D	D
	Establishments with 1 to 4 employees	1	X	X	X
	Establishments with 5 to 9 employees	—	X	X	X
	Establishments with 10 to 19 employees	—	X	X	X
	Establishments with 20 to 49 employees	—	X	X	X
	Establishments with 50 to 99 employees	2	X	X	X
	Establishments with 100 to 249 employees	—	X	X	X
	Establishments with 250 to 499 employees	—	X	X	X
	Establishments with 500 to 999 employees	—	X	X	X
	Establishments with 1,000 employees or more	—	X	X	X
334210	Telephone apparatus manufacturing				
	All establishments	3	c	D	D
	Establishments with 1 to 4 employees	1	X	X	X
	Establishments with 5 to 9 employees	—	X	X	X
	Establishments with 10 to 19 employees	—	X	X	X
	Establishments with 20 to 49 employees	—	X	X	X
	Establishments with 50 to 99 employees	2	X	X	X
	Establishments with 100 to 249 employees	—	X	X	X
	Establishments with 250 to 499 employees	—	X	X	X
	Establishments with 500 to 999 employees	—	X	X	X
	Establishments with 1,000 employees or more	—	X	X	X
33429	Other communications equipment manufacturing				
	All establishments	4	e	D	D
	Establishments with 1 to 4 employees	1	X	X	X
	Establishments with 5 to 9 employees	—	X	X	X
	Establishments with 10 to 19 employees	1	X	X	X
	Establishments with 20 to 49 employees	1	X	X	X
	Establishments with 50 to 99 employees	—	X	X	X
	Establishments with 100 to 249 employees	—	X	X	X
	Establishments with 250 to 499 employees	1	X	X	X
	Establishments with 500 to 999 employees	—	X	X	X
	Establishments with 1,000 employees or more	—	X	X	X
334290	Other communications equipment manufacturing				
	All establishments	4	e	D	D
	Establishments with 1 to 4 employees	1	X	X	X
	Establishments with 5 to 9 employees	—	X	X	X
	Establishments with 10 to 19 employees	1	X	X	X
	Establishments with 20 to 49 employees	1	X	X	X
	Establishments with 50 to 99 employees	—	X	X	X
	Establishments with 100 to 249 employees	—	X	X	X
	Establishments with 250 to 499 employees	1	X	X	X

See footnotes at end of table.

Table 5. Establishments, Employees, and Payroll by Industry and Employment Size of Establishments by County: 2004—Con.

[Excludes most government employees, railroad employees, and self-employed persons. Size class 1 to 4 employees includes establishments having payroll, but no employees, during mid-March pay period. For meaning of abbreviations and symbols, see introductory text. For explanation of terms, see Appendix A. For statement on reliability, see the note at the end of the table and Appendix C]

NAICS code	Geography, kind of business, and employment size class	Establishments (number)	Paid employees for pay period including March 12 (number)	First-quarter payroll (\$1,000)	Annual payroll (\$1,000)
	MONMOUTH—Con.				
31-33	Manufacturing—Con.				
334	Computer and electronic product manufacturing—Con.				
3342	Communications equipment manufacturing—Con.				
33429	Other communications equipment manufacturing—Con.				
334290	Other communications equipment manufacturing—Con.				
	All establishments—Con.				
	Establishments with 500 to 999 employees	—	X	X	X
	Establishments with 1,000 employees or more	—	X	X	X
3344	Semiconductor and other electronic component manufacturing				
	All establishments	13	402	3 608	15 688
	Establishments with 1 to 4 employees	1	X	X	X
	Establishments with 5 to 9 employees	4	X	X	X
	Establishments with 10 to 19 employees	2	X	X	X
	Establishments with 20 to 49 employees	2	X	X	X
	Establishments with 50 to 99 employees	4	X	X	X
	Establishments with 100 to 249 employees	—	X	X	X
	Establishments with 250 to 499 employees	—	X	X	X
	Establishments with 500 to 999 employees	—	X	X	X
	Establishments with 1,000 employees or more	—	X	X	X
33441	Semiconductor and other electronic component manufacturing				
	All establishments	13	402	3 608	15 688
	Establishments with 1 to 4 employees	1	X	X	X
	Establishments with 5 to 9 employees	4	X	X	X
	Establishments with 10 to 19 employees	2	X	X	X
	Establishments with 20 to 49 employees	2	X	X	X
	Establishments with 50 to 99 employees	4	X	X	X
	Establishments with 100 to 249 employees	—	X	X	X
	Establishments with 250 to 499 employees	—	X	X	X
	Establishments with 500 to 999 employees	—	X	X	X
	Establishments with 1,000 employees or more	—	X	X	X
334418	Printed circuit assembly (electronic assembly) manufacturing				
	All establishments	2	c	D	D
	Establishments with 1 to 4 employees	—	X	X	X
	Establishments with 5 to 9 employees	—	X	X	X
	Establishments with 10 to 19 employees	—	X	X	X
	Establishments with 20 to 49 employees	—	X	X	X
	Establishments with 50 to 99 employees	2	X	X	X
	Establishments with 100 to 249 employees	—	X	X	X
	Establishments with 250 to 499 employees	—	X	X	X
	Establishments with 500 to 999 employees	—	X	X	X
	Establishments with 1,000 employees or more	—	X	X	X
334419	Other electronic component manufacturing				
	All establishments	7	116	1 037	4 961
	Establishments with 1 to 4 employees	1	X	X	X
	Establishments with 5 to 9 employees	3	X	X	X
	Establishments with 10 to 19 employees	1	X	X	X
	Establishments with 20 to 49 employees	1	X	X	X
	Establishments with 50 to 99 employees	1	X	X	X
	Establishments with 100 to 249 employees	—	X	X	X
	Establishments with 250 to 499 employees	—	X	X	X
	Establishments with 500 to 999 employees	—	X	X	X
	Establishments with 1,000 employees or more	—	X	X	X
3345	Navigational, measuring, electromedical, and control instruments manufacturing				
	All establishments	13	310	4 709	24 992
	Establishments with 1 to 4 employees	4	X	X	X
	Establishments with 5 to 9 employees	3	X	X	X
	Establishments with 10 to 19 employees	2	X	X	X
	Establishments with 20 to 49 employees	2	X	X	X
	Establishments with 50 to 99 employees	1	X	X	X
	Establishments with 100 to 249 employees	1	X	X	X
	Establishments with 250 to 499 employees	—	X	X	X
	Establishments with 500 to 999 employees	—	X	X	X
	Establishments with 1,000 employees or more	—	X	X	X
33451	Navigational, measuring, electromedical, and control instruments manufacturing				
	All establishments	13	310	4 709	24 992
	Establishments with 1 to 4 employees	4	X	X	X
	Establishments with 5 to 9 employees	3	X	X	X
	Establishments with 10 to 19 employees	2	X	X	X
	Establishments with 20 to 49 employees	2	X	X	X
	Establishments with 50 to 99 employees	1	X	X	X
	Establishments with 100 to 249 employees	1	X	X	X
	Establishments with 250 to 499 employees	—	X	X	X
	Establishments with 500 to 999 employees	—	X	X	X
	Establishments with 1,000 employees or more	—	X	X	X

See footnotes at end of table.

Table 5. Establishments, Employees, and Payroll by Industry and Employment Size of Establishments by County: 2004—Con.

[Excludes most government employees, railroad employees, and self-employed persons. Size class 1 to 4 employees includes establishments having payroll, but no employees, during mid-March pay period. For meaning of abbreviations and symbols, see introductory text. For explanation of terms, see Appendix A. For statement on reliability, see the note at the end of the table and Appendix C]

NAICS code	Geography, kind of business, and employment size class	Establishments (number)	Paid employees for pay period including March 12 (number)	First-quarter payroll (\$1,000)	Annual payroll (\$1,000)
	MONMOUTH—Con.				
31-33	Manufacturing—Con.				
334	Computer and electronic product manufacturing—Con.				
3345	Navigational, measuring, electromedical, and control instruments manufacturing—Con.				
33451	Navigational, measuring, electromedical, and control instruments manufacturing—Con.				
334513	Instruments and related products manufacturing for measuring, displaying, and controlling industrial process variables				
	All establishments	5	127	1 360	6 074
	Establishments with 1 to 4 employees	1	X	X	X
	Establishments with 5 to 9 employees	1	X	X	X
	Establishments with 10 to 19 employees	1	X	X	X
	Establishments with 20 to 49 employees	1	X	X	X
	Establishments with 50 to 99 employees	1	X	X	X
	Establishments with 100 to 249 employees	—	X	X	X
	Establishments with 250 to 499 employees	—	X	X	X
	Establishments with 500 to 999 employees	—	X	X	X
	Establishments with 1,000 employees or more	—	X	X	X
334515	Instrument manufacturing for measuring and testing electricity and electrical signals				
	All establishments	3	c	D	D
	Establishments with 1 to 4 employees	1	X	X	X
	Establishments with 5 to 9 employees	—	X	X	X
	Establishments with 10 to 19 employees	1	X	X	X
	Establishments with 20 to 49 employees	—	X	X	X
	Establishments with 50 to 99 employees	—	X	X	X
	Establishments with 100 to 249 employees	1	X	X	X
	Establishments with 250 to 499 employees	—	X	X	X
	Establishments with 500 to 999 employees	—	X	X	X
	Establishments with 1,000 employees or more	—	X	X	X
335	Electrical equipment, appliance, and component manufacturing				
	All establishments	10	360	3 725	15 498
	Establishments with 1 to 4 employees	4	X	X	X
	Establishments with 5 to 9 employees	1	X	X	X
	Establishments with 10 to 19 employees	2	X	X	X
	Establishments with 20 to 49 employees	1	X	X	X
	Establishments with 50 to 99 employees	1	X	X	X
	Establishments with 100 to 249 employees	1	X	X	X
	Establishments with 250 to 499 employees	—	X	X	X
	Establishments with 500 to 999 employees	—	X	X	X
	Establishments with 1,000 employees or more	—	X	X	X
3359	Other electrical equipment and component manufacturing				
	All establishments	6	269	2 888	12 017
	Establishments with 1 to 4 employees	3	X	X	X
	Establishments with 5 to 9 employees	—	X	X	X
	Establishments with 10 to 19 employees	2	X	X	X
	Establishments with 20 to 49 employees	—	X	X	X
	Establishments with 50 to 99 employees	—	X	X	X
	Establishments with 100 to 249 employees	1	X	X	X
	Establishments with 250 to 499 employees	—	X	X	X
	Establishments with 500 to 999 employees	—	X	X	X
	Establishments with 1,000 employees or more	—	X	X	X
33599	All other electrical equipment and component manufacturing				
	All establishments	3	e	D	D
	Establishments with 1 to 4 employees	1	X	X	X
	Establishments with 5 to 9 employees	—	X	X	X
	Establishments with 10 to 19 employees	1	X	X	X
	Establishments with 20 to 49 employees	—	X	X	X
	Establishments with 50 to 99 employees	—	X	X	X
	Establishments with 100 to 249 employees	1	X	X	X
	Establishments with 250 to 499 employees	—	X	X	X
	Establishments with 500 to 999 employees	—	X	X	X
	Establishments with 1,000 employees or more	—	X	X	X
335999	All other miscellaneous electrical equipment and component manufacturing				
	All establishments	3	e	D	D
	Establishments with 1 to 4 employees	1	X	X	X
	Establishments with 5 to 9 employees	—	X	X	X
	Establishments with 10 to 19 employees	1	X	X	X
	Establishments with 20 to 49 employees	—	X	X	X
	Establishments with 50 to 99 employees	—	X	X	X
	Establishments with 100 to 249 employees	1	X	X	X
	Establishments with 250 to 499 employees	—	X	X	X
	Establishments with 500 to 999 employees	—	X	X	X
	Establishments with 1,000 employees or more	—	X	X	X

See footnotes at end of table.

Table 5. Establishments, Employees, and Payroll by Industry and Employment Size of Establishments by County: 2004—Con.

[Excludes most government employees, railroad employees, and self-employed persons. Size class 1 to 4 employees includes establishments having payroll, but no employees, during mid-March pay period. For meaning of abbreviations and symbols, see introductory text. For explanation of terms, see Appendix A. For statement on reliability, see the note at the end of the table and Appendix C]

NAICS code	Geography, kind of business, and employment size class	Establishments (number)	Paid employees for pay period including March 12 (number)	First-quarter payroll (\$1,000)	Annual payroll (\$1,000)
	MONMOUTH—Con.				
31-33	Manufacturing—Con.				
336	Transportation equipment manufacturing				
	All establishments	9	165	1 710	6 957
	Establishments with 1 to 4 employees	4	X	X	X
	Establishments with 5 to 9 employees	2	X	X	X
	Establishments with 10 to 19 employees	1	X	X	X
	Establishments with 20 to 49 employees	1	X	X	X
	Establishments with 50 to 99 employees	—	X	X	X
	Establishments with 100 to 249 employees	1	X	X	X
	Establishments with 250 to 499 employees	—	X	X	X
	Establishments with 500 to 999 employees	—	X	X	X
	Establishments with 1,000 employees or more	—	X	X	X
3362	Motor vehicle body and trailer manufacturing				
	All establishments	2	c	D	D
	Establishments with 1 to 4 employees	1	X	X	X
	Establishments with 5 to 9 employees	—	X	X	X
	Establishments with 10 to 19 employees	—	X	X	X
	Establishments with 20 to 49 employees	—	X	X	X
	Establishments with 50 to 99 employees	—	X	X	X
	Establishments with 100 to 249 employees	1	X	X	X
	Establishments with 250 to 499 employees	—	X	X	X
	Establishments with 500 to 999 employees	—	X	X	X
	Establishments with 1,000 employees or more	—	X	X	X
33621	Motor vehicle body and trailer manufacturing				
	All establishments	2	c	D	D
	Establishments with 1 to 4 employees	1	X	X	X
	Establishments with 5 to 9 employees	—	X	X	X
	Establishments with 10 to 19 employees	—	X	X	X
	Establishments with 20 to 49 employees	—	X	X	X
	Establishments with 50 to 99 employees	—	X	X	X
	Establishments with 100 to 249 employees	1	X	X	X
	Establishments with 250 to 499 employees	—	X	X	X
	Establishments with 500 to 999 employees	—	X	X	X
	Establishments with 1,000 employees or more	—	X	X	X
336211	Motor vehicle body manufacturing				
	All establishments	2	c	D	D
	Establishments with 1 to 4 employees	1	X	X	X
	Establishments with 5 to 9 employees	—	X	X	X
	Establishments with 10 to 19 employees	—	X	X	X
	Establishments with 20 to 49 employees	—	X	X	X
	Establishments with 50 to 99 employees	—	X	X	X
	Establishments with 100 to 249 employees	1	X	X	X
	Establishments with 250 to 499 employees	—	X	X	X
	Establishments with 500 to 999 employees	—	X	X	X
	Establishments with 1,000 employees or more	—	X	X	X
337	Furniture and related product manufacturing				
	All establishments	31	206	1 453	7 260
	Establishments with 1 to 4 employees	14	X	X	X
	Establishments with 5 to 9 employees	11	X	X	X
	Establishments with 10 to 19 employees	5	X	X	X
	Establishments with 20 to 49 employees	1	X	X	X
	Establishments with 50 to 99 employees	—	X	X	X
	Establishments with 100 to 249 employees	—	X	X	X
	Establishments with 250 to 499 employees	—	X	X	X
	Establishments with 500 to 999 employees	—	X	X	X
	Establishments with 1,000 employees or more	—	X	X	X
3371	Household and institutional furniture and kitchen cabinet manufacturing				
	All establishments	25	171	1 248	5 998
	Establishments with 1 to 4 employees	12	X	X	X
	Establishments with 5 to 9 employees	8	X	X	X
	Establishments with 10 to 19 employees	4	X	X	X
	Establishments with 20 to 49 employees	1	X	X	X
	Establishments with 50 to 99 employees	—	X	X	X
	Establishments with 100 to 249 employees	—	X	X	X
	Establishments with 250 to 499 employees	—	X	X	X
	Establishments with 500 to 999 employees	—	X	X	X
	Establishments with 1,000 employees or more	—	X	X	X
33711	Wood kitchen cabinet and countertop manufacturing				
	All establishments	12	102	827	3 879
	Establishments with 1 to 4 employees	4	X	X	X
	Establishments with 5 to 9 employees	5	X	X	X
	Establishments with 10 to 19 employees	2	X	X	X
	Establishments with 20 to 49 employees	1	X	X	X
	Establishments with 50 to 99 employees	—	X	X	X
	Establishments with 100 to 249 employees	—	X	X	X
	Establishments with 250 to 499 employees	—	X	X	X
	Establishments with 500 to 999 employees	—	X	X	X
	Establishments with 1,000 employees or more	—	X	X	X

See footnotes at end of table.

Table 5. Establishments, Employees, and Payroll by Industry and Employment Size of Establishments by County: 2004—Con.

[Excludes most government employees, railroad employees, and self-employed persons. Size class 1 to 4 employees includes establishments having payroll, but no employees, during mid-March pay period. For meaning of abbreviations and symbols, see introductory text. For explanation of terms, see Appendix A. For statement on reliability, see the note at the end of the table and Appendix C]

NAICS code	Geography, kind of business, and employment size class	Establishments (number)	Paid employees for pay period including March 12 (number)	First-quarter payroll (\$1,000)	Annual payroll (\$1,000)
MONMOUTH—Con.					
31-33	Manufacturing—Con.				
337	Furniture and related product manufacturing—Con.				
3371	Household and institutional furniture and kitchen cabinet manufacturing—Con.				
33711	Wood kitchen cabinet and countertop manufacturing—Con.				
337110	Wood kitchen cabinet and countertop manufacturing				
	All establishments	12	102	827	3 879
	Establishments with 1 to 4 employees	4	X	X	X
	Establishments with 5 to 9 employees	5	X	X	X
	Establishments with 10 to 19 employees	2	X	X	X
	Establishments with 20 to 49 employees	1	X	X	X
	Establishments with 50 to 99 employees	—	X	X	X
	Establishments with 100 to 249 employees	—	X	X	X
	Establishments with 250 to 499 employees	—	X	X	X
	Establishments with 500 to 999 employees	—	X	X	X
	Establishments with 1,000 employees or more	—	X	X	X
339	Miscellaneous manufacturing				
	All establishments	66	535	4 215	21 784
	Establishments with 1 to 4 employees	36	X	X	X
	Establishments with 5 to 9 employees	14	X	X	X
	Establishments with 10 to 19 employees	10	X	X	X
	Establishments with 20 to 49 employees	5	X	X	X
	Establishments with 50 to 99 employees	—	X	X	X
	Establishments with 100 to 249 employees	1	X	X	X
	Establishments with 250 to 499 employees	—	X	X	X
	Establishments with 500 to 999 employees	—	X	X	X
	Establishments with 1,000 employees or more	—	X	X	X
3391	Medical equipment and supplies manufacturing				
	All establishments	28	184	1 674	9 750
	Establishments with 1 to 4 employees	16	X	X	X
	Establishments with 5 to 9 employees	6	X	X	X
	Establishments with 10 to 19 employees	4	X	X	X
	Establishments with 20 to 49 employees	2	X	X	X
	Establishments with 50 to 99 employees	—	X	X	X
	Establishments with 100 to 249 employees	—	X	X	X
	Establishments with 250 to 499 employees	—	X	X	X
	Establishments with 500 to 999 employees	—	X	X	X
	Establishments with 1,000 employees or more	—	X	X	X
33911	Medical equipment and supplies manufacturing				
	All establishments	28	184	1 674	9 750
	Establishments with 1 to 4 employees	16	X	X	X
	Establishments with 5 to 9 employees	6	X	X	X
	Establishments with 10 to 19 employees	4	X	X	X
	Establishments with 20 to 49 employees	2	X	X	X
	Establishments with 50 to 99 employees	—	X	X	X
	Establishments with 100 to 249 employees	—	X	X	X
	Establishments with 250 to 499 employees	—	X	X	X
	Establishments with 500 to 999 employees	—	X	X	X
	Establishments with 1,000 employees or more	—	X	X	X
3399	Other miscellaneous manufacturing				
	All establishments	38	351	2 541	12 034
	Establishments with 1 to 4 employees	20	X	X	X
	Establishments with 5 to 9 employees	8	X	X	X
	Establishments with 10 to 19 employees	6	X	X	X
	Establishments with 20 to 49 employees	3	X	X	X
	Establishments with 50 to 99 employees	—	X	X	X
	Establishments with 100 to 249 employees	1	X	X	X
	Establishments with 250 to 499 employees	—	X	X	X
	Establishments with 500 to 999 employees	—	X	X	X
	Establishments with 1,000 employees or more	—	X	X	X
33999	All other miscellaneous manufacturing				
	All establishments	13	184	1 424	6 899
	Establishments with 1 to 4 employees	6	X	X	X
	Establishments with 5 to 9 employees	3	X	X	X
	Establishments with 10 to 19 employees	3	X	X	X
	Establishments with 20 to 49 employees	—	X	X	X
	Establishments with 50 to 99 employees	—	X	X	X
	Establishments with 100 to 249 employees	1	X	X	X
	Establishments with 250 to 499 employees	—	X	X	X
	Establishments with 500 to 999 employees	—	X	X	X
	Establishments with 1,000 employees or more	—	X	X	X
339991	Gasket, packing, and sealing device manufacturing				
	All establishments	4	138	1 070	5 134
	Establishments with 1 to 4 employees	1	X	X	X
	Establishments with 5 to 9 employees	—	X	X	X
	Establishments with 10 to 19 employees	2	X	X	X
	Establishments with 20 to 49 employees	—	X	X	X
	Establishments with 50 to 99 employees	—	X	X	X
	Establishments with 100 to 249 employees	1	X	X	X
	Establishments with 250 to 499 employees	—	X	X	X
	Establishments with 500 to 999 employees	—	X	X	X

See footnotes at end of table.

Table 5. Establishments, Employees, and Payroll by Industry and Employment Size of Establishments by County: 2004—Con.

[Excludes most government employees, railroad employees, and self-employed persons. Size class 1 to 4 employees includes establishments having payroll, but no employees, during mid-March pay period. For meaning of abbreviations and symbols, see introductory text. For explanation of terms, see Appendix A. For statement on reliability, see the note at the end of the table and Appendix C]

NAICS code	Geography, kind of business, and employment size class	Establishments (number)	Paid employees for pay period including March 12 (number)	First-quarter payroll (\$1,000)	Annual payroll (\$1,000)
	MONMOUTH—Con.				
31-33	Manufacturing—Con.				
339	Miscellaneous manufacturing—Con.				
3399	Other miscellaneous manufacturing—Con.				
33999	All other miscellaneous manufacturing—Con.				
339991	Gasket, packing, and sealing device manufacturing—Con.				
	All establishments—Con.				
	Establishments with 1,000 employees or more	—	X	X	X
42	Wholesale trade				
	All establishments	1 163	10 626	157 117	659 135
	Establishments with 1 to 4 employees	743	X	X	X
	Establishments with 5 to 9 employees	200	X	X	X
	Establishments with 10 to 19 employees	128	X	X	X
	Establishments with 20 to 49 employees	60	X	X	X
	Establishments with 50 to 99 employees	21	X	X	X
	Establishments with 100 to 249 employees	7	X	X	X
	Establishments with 250 to 499 employees	1	X	X	X
	Establishments with 500 to 999 employees	3	X	X	X
	Establishments with 1,000 employees or more	—	X	X	X
423	Durable goods merchant wholesalers				
	All establishments	595	6 940	114 619	476 909
	Establishments with 1 to 4 employees	336	X	X	X
	Establishments with 5 to 9 employees	119	X	X	X
	Establishments with 10 to 19 employees	82	X	X	X
	Establishments with 20 to 49 employees	39	X	X	X
	Establishments with 50 to 99 employees	13	X	X	X
	Establishments with 100 to 249 employees	2	X	X	X
	Establishments with 250 to 499 employees	1	X	X	X
	Establishments with 500 to 999 employees	3	X	X	X
	Establishments with 1,000 employees or more	—	X	X	X
4231	Motor vehicle and motor vehicle parts and supplies merchant wholesalers				
	All establishments	44	394	1 790	7 921
	Establishments with 1 to 4 employees	26	X	X	X
	Establishments with 5 to 9 employees	11	X	X	X
	Establishments with 10 to 19 employees	6	X	X	X
	Establishments with 20 to 49 employees	—	X	X	X
	Establishments with 50 to 99 employees	—	X	X	X
	Establishments with 100 to 249 employees	1	X	X	X
	Establishments with 250 to 499 employees	—	X	X	X
	Establishments with 500 to 999 employees	—	X	X	X
	Establishments with 1,000 employees or more	—	X	X	X
42312	Motor vehicle supplies and new parts merchant wholesalers				
	All establishments	25	102	832	4 009
	Establishments with 1 to 4 employees	15	X	X	X
	Establishments with 5 to 9 employees	7	X	X	X
	Establishments with 10 to 19 employees	3	X	X	X
	Establishments with 20 to 49 employees	—	X	X	X
	Establishments with 50 to 99 employees	—	X	X	X
	Establishments with 100 to 249 employees	—	X	X	X
	Establishments with 250 to 499 employees	—	X	X	X
	Establishments with 500 to 999 employees	—	X	X	X
	Establishments with 1,000 employees or more	—	X	X	X
423120	Motor vehicle supplies and new parts merchant wholesalers				
	All establishments	25	102	832	4 009
	Establishments with 1 to 4 employees	15	X	X	X
	Establishments with 5 to 9 employees	7	X	X	X
	Establishments with 10 to 19 employees	3	X	X	X
	Establishments with 20 to 49 employees	—	X	X	X
	Establishments with 50 to 99 employees	—	X	X	X
	Establishments with 100 to 249 employees	—	X	X	X
	Establishments with 250 to 499 employees	—	X	X	X
	Establishments with 500 to 999 employees	—	X	X	X
	Establishments with 1,000 employees or more	—	X	X	X
42314	Motor vehicle parts (used) merchant wholesalers				
	All establishments	6	216	315	1 667
	Establishments with 1 to 4 employees	4	X	X	X
	Establishments with 5 to 9 employees	1	X	X	X
	Establishments with 10 to 19 employees	—	X	X	X
	Establishments with 20 to 49 employees	—	X	X	X
	Establishments with 50 to 99 employees	—	X	X	X
	Establishments with 100 to 249 employees	1	X	X	X
	Establishments with 250 to 499 employees	—	X	X	X
	Establishments with 500 to 999 employees	—	X	X	X
	Establishments with 1,000 employees or more	—	X	X	X

See footnotes at end of table.

Table 5. Establishments, Employees, and Payroll by Industry and Employment Size of Establishments by County: 2004—Con.

[Excludes most government employees, railroad employees, and self-employed persons. Size class 1 to 4 employees includes establishments having payroll, but no employees, during mid-March pay period. For meaning of abbreviations and symbols, see introductory text. For explanation of terms, see Appendix A. For statement on reliability, see the note at the end of the table and Appendix C]

NAICS code	Geography, kind of business, and employment size class	Establishments (number)	Paid employees for pay period including March 12 (number)	First-quarter payroll (\$1,000)	Annual payroll (\$1,000)
MONMOUTH—Con.					
42	Wholesale trade—Con.				
423	Durable goods merchant wholesalers—Con.				
4231	Motor vehicle and motor vehicle parts and supplies merchant wholesalers—Con.				
42314	Motor vehicle parts (used) merchant wholesalers—Con.				
423140	Motor vehicle parts (used) merchant wholesalers				
	All establishments	6	216	315	1 667
	Establishments with 1 to 4 employees	4	X	X	X
	Establishments with 5 to 9 employees	1	X	X	X
	Establishments with 10 to 19 employees	—	X	X	X
	Establishments with 20 to 49 employees	—	X	X	X
	Establishments with 50 to 99 employees	—	X	X	X
	Establishments with 100 to 249 employees	1	X	X	X
	Establishments with 250 to 499 employees	—	X	X	X
	Establishments with 500 to 999 employees	—	X	X	X
	Establishments with 1,000 employees or more	—	X	X	X
4232	Furniture and home furnishing merchant wholesalers				
	All establishments	42	863	9 194	44 438
	Establishments with 1 to 4 employees	24	X	X	X
	Establishments with 5 to 9 employees	8	X	X	X
	Establishments with 10 to 19 employees	3	X	X	X
	Establishments with 20 to 49 employees	4	X	X	X
	Establishments with 50 to 99 employees	2	X	X	X
	Establishments with 100 to 249 employees	—	X	X	X
	Establishments with 250 to 499 employees	—	X	X	X
	Establishments with 500 to 999 employees	1	X	X	X
	Establishments with 1,000 employees or more	—	X	X	X
42322	Home furnishing merchant wholesalers				
	All establishments	26	785	8 392	40 239
	Establishments with 1 to 4 employees	13	X	X	X
	Establishments with 5 to 9 employees	5	X	X	X
	Establishments with 10 to 19 employees	2	X	X	X
	Establishments with 20 to 49 employees	3	X	X	X
	Establishments with 50 to 99 employees	2	X	X	X
	Establishments with 100 to 249 employees	—	X	X	X
	Establishments with 250 to 499 employees	—	X	X	X
	Establishments with 500 to 999 employees	1	X	X	X
	Establishments with 1,000 employees or more	—	X	X	X
423220	Home furnishing merchant wholesalers				
	All establishments	26	785	8 392	40 239
	Establishments with 1 to 4 employees	13	X	X	X
	Establishments with 5 to 9 employees	5	X	X	X
	Establishments with 10 to 19 employees	2	X	X	X
	Establishments with 20 to 49 employees	3	X	X	X
	Establishments with 50 to 99 employees	2	X	X	X
	Establishments with 100 to 249 employees	—	X	X	X
	Establishments with 250 to 499 employees	—	X	X	X
	Establishments with 500 to 999 employees	1	X	X	X
	Establishments with 1,000 employees or more	—	X	X	X
4233	Lumber and other construction materials merchant wholesalers				
	All establishments	40	294	3 147	14 408
	Establishments with 1 to 4 employees	23	X	X	X
	Establishments with 5 to 9 employees	8	X	X	X
	Establishments with 10 to 19 employees	6	X	X	X
	Establishments with 20 to 49 employees	3	X	X	X
	Establishments with 50 to 99 employees	—	X	X	X
	Establishments with 100 to 249 employees	—	X	X	X
	Establishments with 250 to 499 employees	—	X	X	X
	Establishments with 500 to 999 employees	—	X	X	X
	Establishments with 1,000 employees or more	—	X	X	X
42333	Roofing, siding, and insulation material merchant wholesalers				
	All establishments	5	112	1 193	5 835
	Establishments with 1 to 4 employees	1	X	X	X
	Establishments with 5 to 9 employees	1	X	X	X
	Establishments with 10 to 19 employees	1	X	X	X
	Establishments with 20 to 49 employees	2	X	X	X
	Establishments with 50 to 99 employees	—	X	X	X
	Establishments with 100 to 249 employees	—	X	X	X
	Establishments with 250 to 499 employees	—	X	X	X
	Establishments with 500 to 999 employees	—	X	X	X
	Establishments with 1,000 employees or more	—	X	X	X
423330	Roofing, siding, and insulation material merchant wholesalers				
	All establishments	5	112	1 193	5 835
	Establishments with 1 to 4 employees	1	X	X	X
	Establishments with 5 to 9 employees	1	X	X	X
	Establishments with 10 to 19 employees	1	X	X	X
	Establishments with 20 to 49 employees	2	X	X	X
	Establishments with 50 to 99 employees	—	X	X	X
	Establishments with 100 to 249 employees	—	X	X	X
	Establishments with 250 to 499 employees	—	X	X	X
	Establishments with 500 to 999 employees	—	X	X	X
	Establishments with 1,000 employees or more	—	X	X	X

See footnotes at end of table.

Table 5. Establishments, Employees, and Payroll by Industry and Employment Size of Establishments by County: 2004—Con.

[Excludes most government employees, railroad employees, and self-employed persons. Size class 1 to 4 employees includes establishments having payroll, but no employees, during mid-March pay period. For meaning of abbreviations and symbols, see introductory text. For explanation of terms, see Appendix A. For statement on reliability, see the note at the end of the table and Appendix C]

NAICS code	Geography, kind of business, and employment size class	Establishments (number)	Paid employees for pay period including March 12 (number)	First-quarter payroll (\$1,000)	Annual payroll (\$1,000)
	MONMOUTH—Con.				
42	Wholesale trade—Con.				
423	Durable goods merchant wholesalers—Con.				
4233	Lumber and other construction materials merchant wholesalers—Con.				
42333	Roofing, siding, and insulation material merchant wholesalers—Con.				
423330	Roofing, siding, and insulation material merchant wholesalers—Con.				
	All establishments—Con.				
	Establishments with 500 to 999 employees	—	X	X	X
	Establishments with 1,000 employees or more	—	X	X	X
4234	Professional and commercial equipment and supplies merchant wholesalers				
	All establishments	110	1 760	40 985	152 548
	Establishments with 1 to 4 employees	61	X	X	X
	Establishments with 5 to 9 employees	21	X	X	X
	Establishments with 10 to 19 employees	17	X	X	X
	Establishments with 20 to 49 employees	7	X	X	X
	Establishments with 50 to 99 employees	2	X	X	X
	Establishments with 100 to 249 employees	—	X	X	X
	Establishments with 250 to 499 employees	1	X	X	X
	Establishments with 500 to 999 employees	1	X	X	X
	Establishments with 1,000 employees or more	—	X	X	X
42342	Office equipment merchant wholesalers				
	All establishments	14	138	1 441	6 527
	Establishments with 1 to 4 employees	6	X	X	X
	Establishments with 5 to 9 employees	4	X	X	X
	Establishments with 10 to 19 employees	2	X	X	X
	Establishments with 20 to 49 employees	2	X	X	X
	Establishments with 50 to 99 employees	—	X	X	X
	Establishments with 100 to 249 employees	—	X	X	X
	Establishments with 250 to 499 employees	—	X	X	X
	Establishments with 500 to 999 employees	—	X	X	X
	Establishments with 1,000 employees or more	—	X	X	X
423420	Office equipment merchant wholesalers				
	All establishments	14	138	1 441	6 527
	Establishments with 1 to 4 employees	6	X	X	X
	Establishments with 5 to 9 employees	4	X	X	X
	Establishments with 10 to 19 employees	2	X	X	X
	Establishments with 20 to 49 employees	2	X	X	X
	Establishments with 50 to 99 employees	—	X	X	X
	Establishments with 100 to 249 employees	—	X	X	X
	Establishments with 250 to 499 employees	—	X	X	X
	Establishments with 500 to 999 employees	—	X	X	X
	Establishments with 1,000 employees or more	—	X	X	X
42343	Computer and computer peripheral equipment and software merchant wholesalers				
	All establishments	43	1 044	32 750	115 421
	Establishments with 1 to 4 employees	23	X	X	X
	Establishments with 5 to 9 employees	6	X	X	X
	Establishments with 10 to 19 employees	10	X	X	X
	Establishments with 20 to 49 employees	1	X	X	X
	Establishments with 50 to 99 employees	2	X	X	X
	Establishments with 100 to 249 employees	—	X	X	X
	Establishments with 250 to 499 employees	—	X	X	X
	Establishments with 500 to 999 employees	1	X	X	X
	Establishments with 1,000 employees or more	—	X	X	X
423430	Computer and computer peripheral equipment and software merchant wholesalers				
	All establishments	43	1 044	32 750	115 421
	Establishments with 1 to 4 employees	23	X	X	X
	Establishments with 5 to 9 employees	6	X	X	X
	Establishments with 10 to 19 employees	10	X	X	X
	Establishments with 20 to 49 employees	1	X	X	X
	Establishments with 50 to 99 employees	2	X	X	X
	Establishments with 100 to 249 employees	—	X	X	X
	Establishments with 250 to 499 employees	—	X	X	X
	Establishments with 500 to 999 employees	1	X	X	X
	Establishments with 1,000 employees or more	—	X	X	X
42345	Medical, dental, and hospital equipment and supplies merchant wholesalers				
	All establishments	23	389	4 765	22 033
	Establishments with 1 to 4 employees	13	X	X	X
	Establishments with 5 to 9 employees	7	X	X	X
	Establishments with 10 to 19 employees	2	X	X	X
	Establishments with 20 to 49 employees	—	X	X	X
	Establishments with 50 to 99 employees	—	X	X	X
	Establishments with 100 to 249 employees	—	X	X	X
	Establishments with 250 to 499 employees	1	X	X	X
	Establishments with 500 to 999 employees	—	X	X	X
	Establishments with 1,000 employees or more	—	X	X	X

See footnotes at end of table.

Table 5. Establishments, Employees, and Payroll by Industry and Employment Size of Establishments by County: 2004—Con.

[Excludes most government employees, railroad employees, and self-employed persons. Size class 1 to 4 employees includes establishments having payroll, but no employees, during mid-March pay period. For meaning of abbreviations and symbols, see introductory text. For explanation of terms, see Appendix A. For statement on reliability, see the note at the end of the table and Appendix C]

NAICS code	Geography, kind of business, and employment size class	Establishments (number)	Paid employees for pay period including March 12 (number)	First-quarter payroll (\$1,000)	Annual payroll (\$1,000)
	MONMOUTH—Con.				
42	Wholesale trade—Con.				
423	Durable goods merchant wholesalers—Con.				
4234	Professional and commercial equipment and supplies merchant wholesalers—Con.				
42345	Medical, dental, and hospital equipment and supplies merchant wholesalers—Con.				
423450	Medical, dental, and hospital equipment and supplies merchant wholesalers				
	All establishments	23	389	4 765	22 033
	Establishments with 1 to 4 employees	13	X	X	X
	Establishments with 5 to 9 employees	7	X	X	X
	Establishments with 10 to 19 employees	2	X	X	X
	Establishments with 20 to 49 employees	—	X	X	X
	Establishments with 50 to 99 employees	—	X	X	X
	Establishments with 100 to 249 employees	—	X	X	X
	Establishments with 250 to 499 employees	1	X	X	X
	Establishments with 500 to 999 employees	—	X	X	X
	Establishments with 1,000 employees or more	—	X	X	X
42349	Other professional equipment and supplies merchant wholesalers				
	All establishments	9	101	1 040	3 719
	Establishments with 1 to 4 employees	4	X	X	X
	Establishments with 5 to 9 employees	1	X	X	X
	Establishments with 10 to 19 employees	1	X	X	X
	Establishments with 20 to 49 employees	3	X	X	X
	Establishments with 50 to 99 employees	—	X	X	X
	Establishments with 100 to 249 employees	—	X	X	X
	Establishments with 250 to 499 employees	—	X	X	X
	Establishments with 500 to 999 employees	—	X	X	X
	Establishments with 1,000 employees or more	—	X	X	X
423490	Other professional equipment and supplies merchant wholesalers				
	All establishments	9	101	1 040	3 719
	Establishments with 1 to 4 employees	4	X	X	X
	Establishments with 5 to 9 employees	1	X	X	X
	Establishments with 10 to 19 employees	1	X	X	X
	Establishments with 20 to 49 employees	3	X	X	X
	Establishments with 50 to 99 employees	—	X	X	X
	Establishments with 100 to 249 employees	—	X	X	X
	Establishments with 250 to 499 employees	—	X	X	X
	Establishments with 500 to 999 employees	—	X	X	X
	Establishments with 1,000 employees or more	—	X	X	X
4236	Electrical and electronic goods merchant wholesalers				
	All establishments	90	1 634	37 283	156 452
	Establishments with 1 to 4 employees	45	X	X	X
	Establishments with 5 to 9 employees	16	X	X	X
	Establishments with 10 to 19 employees	15	X	X	X
	Establishments with 20 to 49 employees	9	X	X	X
	Establishments with 50 to 99 employees	4	X	X	X
	Establishments with 100 to 249 employees	—	X	X	X
	Establishments with 250 to 499 employees	—	X	X	X
	Establishments with 500 to 999 employees	1	X	X	X
	Establishments with 1,000 employees or more	—	X	X	X
42361	Electrical apparatus and equipment, wiring supplies, and related equipment merchant wholesalers				
	All establishments	26	355	4 578	19 146
	Establishments with 1 to 4 employees	12	X	X	X
	Establishments with 5 to 9 employees	3	X	X	X
	Establishments with 10 to 19 employees	6	X	X	X
	Establishments with 20 to 49 employees	4	X	X	X
	Establishments with 50 to 99 employees	1	X	X	X
	Establishments with 100 to 249 employees	—	X	X	X
	Establishments with 250 to 499 employees	—	X	X	X
	Establishments with 500 to 999 employees	—	X	X	X
	Establishments with 1,000 employees or more	—	X	X	X
423610	Electrical apparatus and equipment, wiring supplies, and related equipment merchant wholesalers				
	All establishments	26	355	4 578	19 146
	Establishments with 1 to 4 employees	12	X	X	X
	Establishments with 5 to 9 employees	3	X	X	X
	Establishments with 10 to 19 employees	6	X	X	X
	Establishments with 20 to 49 employees	4	X	X	X
	Establishments with 50 to 99 employees	1	X	X	X
	Establishments with 100 to 249 employees	—	X	X	X
	Establishments with 250 to 499 employees	—	X	X	X
	Establishments with 500 to 999 employees	—	X	X	X
	Establishments with 1,000 employees or more	—	X	X	X

See footnotes at end of table.

Table 5. Establishments, Employees, and Payroll by Industry and Employment Size of Establishments by County: 2004—Con.

[Excludes most government employees, railroad employees, and self-employed persons. Size class 1 to 4 employees includes establishments having payroll, but no employees, during mid-March pay period. For meaning of abbreviations and symbols, see introductory text. For explanation of terms, see Appendix A. For statement on reliability, see the note at the end of the table and Appendix C]

NAICS code	Geography, kind of business, and employment size class	Establishments (number)	Paid employees for pay period including March 12 (number)	First-quarter payroll (\$1,000)	Annual payroll (\$1,000)
	MONMOUTH—Con.				
42	Wholesale trade—Con.				
423	Durable goods merchant wholesalers—Con.				
4236	Electrical and electronic goods merchant wholesalers—Con.				
42369	Other electronic parts and equipment merchant wholesalers				
	All establishments	56	1 233	32 149	134 790
	Establishments with 1 to 4 employees	28	X	X	X
	Establishments with 5 to 9 employees	11	X	X	X
	Establishments with 10 to 19 employees	9	X	X	X
	Establishments with 20 to 49 employees	4	X	X	X
	Establishments with 50 to 99 employees	3	X	X	X
	Establishments with 100 to 249 employees	—	X	X	X
	Establishments with 250 to 499 employees	—	X	X	X
	Establishments with 500 to 999 employees	1	X	X	X
	Establishments with 1,000 employees or more	—	X	X	X
423690	Other electronic parts and equipment merchant wholesalers				
	All establishments	56	1 233	32 149	134 790
	Establishments with 1 to 4 employees	28	X	X	X
	Establishments with 5 to 9 employees	11	X	X	X
	Establishments with 10 to 19 employees	9	X	X	X
	Establishments with 20 to 49 employees	4	X	X	X
	Establishments with 50 to 99 employees	3	X	X	X
	Establishments with 100 to 249 employees	—	X	X	X
	Establishments with 250 to 499 employees	—	X	X	X
	Establishments with 500 to 999 employees	1	X	X	X
	Establishments with 1,000 employees or more	—	X	X	X
4237	Hardware, and plumbing and heating equipment and supplies merchant wholesalers				
	All establishments	45	312	4 019	15 851
	Establishments with 1 to 4 employees	22	X	X	X
	Establishments with 5 to 9 employees	19	X	X	X
	Establishments with 10 to 19 employees	3	X	X	X
	Establishments with 20 to 49 employees	—	X	X	X
	Establishments with 50 to 99 employees	—	X	X	X
	Establishments with 100 to 249 employees	1	X	X	X
	Establishments with 250 to 499 employees	—	X	X	X
	Establishments with 500 to 999 employees	—	X	X	X
	Establishments with 1,000 employees or more	—	X	X	X
42373	Warm air heating and air-conditioning equipment and supplies merchant wholesalers				
	All establishments	14	192	2 812	10 536
	Establishments with 1 to 4 employees	5	X	X	X
	Establishments with 5 to 9 employees	6	X	X	X
	Establishments with 10 to 19 employees	2	X	X	X
	Establishments with 20 to 49 employees	—	X	X	X
	Establishments with 50 to 99 employees	—	X	X	X
	Establishments with 100 to 249 employees	1	X	X	X
	Establishments with 250 to 499 employees	—	X	X	X
	Establishments with 500 to 999 employees	—	X	X	X
	Establishments with 1,000 employees or more	—	X	X	X
423730	Warm air heating and air-conditioning equipment and supplies merchant wholesalers				
	All establishments	14	192	2 812	10 536
	Establishments with 1 to 4 employees	5	X	X	X
	Establishments with 5 to 9 employees	6	X	X	X
	Establishments with 10 to 19 employees	2	X	X	X
	Establishments with 20 to 49 employees	—	X	X	X
	Establishments with 50 to 99 employees	—	X	X	X
	Establishments with 100 to 249 employees	1	X	X	X
	Establishments with 250 to 499 employees	—	X	X	X
	Establishments with 500 to 999 employees	—	X	X	X
	Establishments with 1,000 employees or more	—	X	X	X
4238	Machinery, equipment, and supplies merchant wholesalers				
	All establishments	109	952	10 450	46 404
	Establishments with 1 to 4 employees	62	X	X	X
	Establishments with 5 to 9 employees	19	X	X	X
	Establishments with 10 to 19 employees	15	X	X	X
	Establishments with 20 to 49 employees	9	X	X	X
	Establishments with 50 to 99 employees	4	X	X	X
	Establishments with 100 to 249 employees	—	X	X	X
	Establishments with 250 to 499 employees	—	X	X	X
	Establishments with 500 to 999 employees	—	X	X	X
	Establishments with 1,000 employees or more	—	X	X	X
42381	Construction and mining (except oil well) machinery and equipment merchant wholesalers				
	All establishments	6	245	2 265	10 182
	Establishments with 1 to 4 employees	1	X	X	X
	Establishments with 5 to 9 employees	—	X	X	X
	Establishments with 10 to 19 employees	—	X	X	X
	Establishments with 20 to 49 employees	3	X	X	X
	Establishments with 50 to 99 employees	2	X	X	X
	Establishments with 100 to 249 employees	—	X	X	X

See footnotes at end of table.

Table 5. Establishments, Employees, and Payroll by Industry and Employment Size of Establishments by County: 2004—Con.

[Excludes most government employees, railroad employees, and self-employed persons. Size class 1 to 4 employees includes establishments having payroll, but no employees, during mid-March pay period. For meaning of abbreviations and symbols, see introductory text. For explanation of terms, see Appendix A. For statement on reliability, see the note at the end of the table and Appendix C]

NAICS code	Geography, kind of business, and employment size class	Establishments (number)	Paid employees for pay period including March 12 (number)	First-quarter payroll (\$1,000)	Annual payroll (\$1,000)
	MONMOUTH—Con.				
42	Wholesale trade—Con.				
423	Durable goods merchant wholesalers—Con.				
4238	Machinery, equipment, and supplies merchant wholesalers—Con.				
42381	Construction and mining (except oil well) machinery and equipment merchant wholesalers—Con.				
	All establishments—Con.				
	Establishments with 250 to 499 employees	—	X	X	X
	Establishments with 500 to 999 employees	—	X	X	X
	Establishments with 1,000 employees or more	—	X	X	X
423810	Construction and mining (except oil well) machinery and equipment merchant wholesalers				
	All establishments	6	245	2 265	10 182
	Establishments with 1 to 4 employees	1	X	X	X
	Establishments with 5 to 9 employees	—	X	X	X
	Establishments with 10 to 19 employees	—	X	X	X
	Establishments with 20 to 49 employees	3	X	X	X
	Establishments with 50 to 99 employees	2	X	X	X
	Establishments with 100 to 249 employees	—	X	X	X
	Establishments with 250 to 499 employees	—	X	X	X
	Establishments with 500 to 999 employees	—	X	X	X
	Establishments with 1,000 employees or more	—	X	X	X
42383	Industrial machinery and equipment merchant wholesalers				
	All establishments	57	394	4 765	19 737
	Establishments with 1 to 4 employees	33	X	X	X
	Establishments with 5 to 9 employees	11	X	X	X
	Establishments with 10 to 19 employees	9	X	X	X
	Establishments with 20 to 49 employees	3	X	X	X
	Establishments with 50 to 99 employees	1	X	X	X
	Establishments with 100 to 249 employees	—	X	X	X
	Establishments with 250 to 499 employees	—	X	X	X
	Establishments with 500 to 999 employees	—	X	X	X
	Establishments with 1,000 employees or more	—	X	X	X
423830	Industrial machinery and equipment merchant wholesalers				
	All establishments	57	394	4 765	19 737
	Establishments with 1 to 4 employees	33	X	X	X
	Establishments with 5 to 9 employees	11	X	X	X
	Establishments with 10 to 19 employees	9	X	X	X
	Establishments with 20 to 49 employees	3	X	X	X
	Establishments with 50 to 99 employees	1	X	X	X
	Establishments with 100 to 249 employees	—	X	X	X
	Establishments with 250 to 499 employees	—	X	X	X
	Establishments with 500 to 999 employees	—	X	X	X
	Establishments with 1,000 employees or more	—	X	X	X
42384	Industrial supplies merchant wholesalers				
	All establishments	26	179	1 943	9 450
	Establishments with 1 to 4 employees	18	X	X	X
	Establishments with 5 to 9 employees	4	X	X	X
	Establishments with 10 to 19 employees	2	X	X	X
	Establishments with 20 to 49 employees	1	X	X	X
	Establishments with 50 to 99 employees	1	X	X	X
	Establishments with 100 to 249 employees	—	X	X	X
	Establishments with 250 to 499 employees	—	X	X	X
	Establishments with 500 to 999 employees	—	X	X	X
	Establishments with 1,000 employees or more	—	X	X	X
423840	Industrial supplies merchant wholesalers				
	All establishments	26	179	1 943	9 450
	Establishments with 1 to 4 employees	18	X	X	X
	Establishments with 5 to 9 employees	4	X	X	X
	Establishments with 10 to 19 employees	2	X	X	X
	Establishments with 20 to 49 employees	1	X	X	X
	Establishments with 50 to 99 employees	1	X	X	X
	Establishments with 100 to 249 employees	—	X	X	X
	Establishments with 250 to 499 employees	—	X	X	X
	Establishments with 500 to 999 employees	—	X	X	X
	Establishments with 1,000 employees or more	—	X	X	X
4239	Miscellaneous durable goods merchant wholesalers				
	All establishments	92	647	6 777	34 716
	Establishments with 1 to 4 employees	59	X	X	X
	Establishments with 5 to 9 employees	10	X	X	X
	Establishments with 10 to 19 employees	15	X	X	X
	Establishments with 20 to 49 employees	7	X	X	X
	Establishments with 50 to 99 employees	1	X	X	X
	Establishments with 100 to 249 employees	—	X	X	X
	Establishments with 250 to 499 employees	—	X	X	X
	Establishments with 500 to 999 employees	—	X	X	X
	Establishments with 1,000 employees or more	—	X	X	X

See footnotes at end of table.

Table 5. Establishments, Employees, and Payroll by Industry and Employment Size of Establishments by County: 2004—Con.

[Excludes most government employees, railroad employees, and self-employed persons. Size class 1 to 4 employees includes establishments having payroll, but no employees, during mid-March pay period. For meaning of abbreviations and symbols, see introductory text. For explanation of terms, see Appendix A. For statement on reliability, see the note at the end of the table and Appendix C]

NAICS code	Geography, kind of business, and employment size class	Establishments (number)	Paid employees for pay period including March 12 (number)	First-quarter payroll (\$1,000)	Annual payroll (\$1,000)
	MONMOUTH—Con.				
42	Wholesale trade—Con.				
423	Durable goods merchant wholesalers—Con.				
4239	Miscellaneous durable goods merchant wholesalers—Con.				
42393	Recyclable material merchant wholesalers				
	All establishments	15	209	1 906	10 444
	Establishments with 1 to 4 employees	5	X	X	X
	Establishments with 5 to 9 employees	2	X	X	X
	Establishments with 10 to 19 employees	5	X	X	X
	Establishments with 20 to 49 employees	2	X	X	X
	Establishments with 50 to 99 employees	1	X	X	X
	Establishments with 100 to 249 employees	—	X	X	X
	Establishments with 250 to 499 employees	—	X	X	X
	Establishments with 500 to 999 employees	—	X	X	X
	Establishments with 1,000 employees or more	—	X	X	X
423930	Recyclable material merchant wholesalers				
	All establishments	15	209	1 906	10 444
	Establishments with 1 to 4 employees	5	X	X	X
	Establishments with 5 to 9 employees	2	X	X	X
	Establishments with 10 to 19 employees	5	X	X	X
	Establishments with 20 to 49 employees	2	X	X	X
	Establishments with 50 to 99 employees	1	X	X	X
	Establishments with 100 to 249 employees	—	X	X	X
	Establishments with 250 to 499 employees	—	X	X	X
	Establishments with 500 to 999 employees	—	X	X	X
	Establishments with 1,000 employees or more	—	X	X	X
42399	Other miscellaneous durable goods merchant wholesalers				
	All establishments	40	203	2 264	11 904
	Establishments with 1 to 4 employees	29	X	X	X
	Establishments with 5 to 9 employees	5	X	X	X
	Establishments with 10 to 19 employees	3	X	X	X
	Establishments with 20 to 49 employees	3	X	X	X
	Establishments with 50 to 99 employees	—	X	X	X
	Establishments with 100 to 249 employees	—	X	X	X
	Establishments with 250 to 499 employees	—	X	X	X
	Establishments with 500 to 999 employees	—	X	X	X
	Establishments with 1,000 employees or more	—	X	X	X
423990	Other miscellaneous durable goods merchant wholesalers				
	All establishments	40	203	2 264	11 904
	Establishments with 1 to 4 employees	29	X	X	X
	Establishments with 5 to 9 employees	5	X	X	X
	Establishments with 10 to 19 employees	3	X	X	X
	Establishments with 20 to 49 employees	3	X	X	X
	Establishments with 50 to 99 employees	—	X	X	X
	Establishments with 100 to 249 employees	—	X	X	X
	Establishments with 250 to 499 employees	—	X	X	X
	Establishments with 500 to 999 employees	—	X	X	X
	Establishments with 1,000 employees or more	—	X	X	X
424	Nondurable goods merchant wholesalers				
	All establishments	371	3 056	35 535	151 783
	Establishments with 1 to 4 employees	242	X	X	X
	Establishments with 5 to 9 employees	60	X	X	X
	Establishments with 10 to 19 employees	37	X	X	X
	Establishments with 20 to 49 employees	20	X	X	X
	Establishments with 50 to 99 employees	7	X	X	X
	Establishments with 100 to 249 employees	5	X	X	X
	Establishments with 250 to 499 employees	—	X	X	X
	Establishments with 500 to 999 employees	—	X	X	X
	Establishments with 1,000 employees or more	—	X	X	X
4241	Paper and paper product merchant wholesalers				
	All establishments	47	265	3 519	14 543
	Establishments with 1 to 4 employees	28	X	X	X
	Establishments with 5 to 9 employees	11	X	X	X
	Establishments with 10 to 19 employees	6	X	X	X
	Establishments with 20 to 49 employees	1	X	X	X
	Establishments with 50 to 99 employees	1	X	X	X
	Establishments with 100 to 249 employees	—	X	X	X
	Establishments with 250 to 499 employees	—	X	X	X
	Establishments with 500 to 999 employees	—	X	X	X
	Establishments with 1,000 employees or more	—	X	X	X
42412	Stationery and office supplies merchant wholesalers				
	All establishments	27	152	1 848	8 133
	Establishments with 1 to 4 employees	18	X	X	X
	Establishments with 5 to 9 employees	5	X	X	X
	Establishments with 10 to 19 employees	3	X	X	X
	Establishments with 20 to 49 employees	—	X	X	X
	Establishments with 50 to 99 employees	1	X	X	X
	Establishments with 100 to 249 employees	—	X	X	X
	Establishments with 250 to 499 employees	—	X	X	X
	Establishments with 500 to 999 employees	—	X	X	X
	Establishments with 1,000 employees or more	—	X	X	X

See footnotes at end of table.

Table 5. Establishments, Employees, and Payroll by Industry and Employment Size of Establishments by County: 2004—Con.

[Excludes most government employees, railroad employees, and self-employed persons. Size class 1 to 4 employees includes establishments having payroll, but no employees, during mid-March pay period. For meaning of abbreviations and symbols, see introductory text. For explanation of terms, see Appendix A. For statement on reliability, see the note at the end of the table and Appendix C]

NAICS code	Geography, kind of business, and employment size class	Establishments (number)	Paid employees for pay period including March 12 (number)	First-quarter payroll (\$1,000)	Annual payroll (\$1,000)
42	MONMOUTH—Con.				
	Wholesale trade—Con.				
424	Nondurable goods merchant wholesalers—Con.				
4241	Paper and paper product merchant wholesalers—Con.				
42412	Stationery and office supplies merchant wholesalers—Con.				
424120	Stationery and office supplies merchant wholesalers				
	All establishments	27	152	1 848	8 133
	Establishments with 1 to 4 employees	18	X	X	X
	Establishments with 5 to 9 employees	5	X	X	X
	Establishments with 10 to 19 employees	3	X	X	X
	Establishments with 20 to 49 employees	—	X	X	X
	Establishments with 50 to 99 employees	1	X	X	X
	Establishments with 100 to 249 employees	—	X	X	X
	Establishments with 250 to 499 employees	—	X	X	X
	Establishments with 500 to 999 employees	—	X	X	X
	Establishments with 1,000 employees or more	—	X	X	X
4242	Drugs and druggists' sundries merchant wholesalers				
	All establishments	41	227	4 110	16 340
	Establishments with 1 to 4 employees	29	X	X	X
	Establishments with 5 to 9 employees	6	X	X	X
	Establishments with 10 to 19 employees	1	X	X	X
	Establishments with 20 to 49 employees	5	X	X	X
	Establishments with 50 to 99 employees	—	X	X	X
	Establishments with 100 to 249 employees	—	X	X	X
	Establishments with 250 to 499 employees	—	X	X	X
	Establishments with 500 to 999 employees	—	X	X	X
	Establishments with 1,000 employees or more	—	X	X	X
42421	Drugs and druggists' sundries merchant wholesalers				
	All establishments	41	227	4 110	16 340
	Establishments with 1 to 4 employees	29	X	X	X
	Establishments with 5 to 9 employees	6	X	X	X
	Establishments with 10 to 19 employees	1	X	X	X
	Establishments with 20 to 49 employees	5	X	X	X
	Establishments with 50 to 99 employees	—	X	X	X
	Establishments with 100 to 249 employees	—	X	X	X
	Establishments with 250 to 499 employees	—	X	X	X
	Establishments with 500 to 999 employees	—	X	X	X
	Establishments with 1,000 employees or more	—	X	X	X
424210	Drugs and druggists' sundries merchant wholesalers				
	All establishments	41	227	4 110	16 340
	Establishments with 1 to 4 employees	29	X	X	X
	Establishments with 5 to 9 employees	6	X	X	X
	Establishments with 10 to 19 employees	1	X	X	X
	Establishments with 20 to 49 employees	5	X	X	X
	Establishments with 50 to 99 employees	—	X	X	X
	Establishments with 100 to 249 employees	—	X	X	X
	Establishments with 250 to 499 employees	—	X	X	X
	Establishments with 500 to 999 employees	—	X	X	X
	Establishments with 1,000 employees or more	—	X	X	X
4243	Apparel, piece goods, and notions merchant wholesalers				
	All establishments	50	241	2 605	10 174
	Establishments with 1 to 4 employees	37	X	X	X
	Establishments with 5 to 9 employees	11	X	X	X
	Establishments with 10 to 19 employees	—	X	X	X
	Establishments with 20 to 49 employees	1	X	X	X
	Establishments with 50 to 99 employees	1	X	X	X
	Establishments with 100 to 249 employees	—	X	X	X
	Establishments with 250 to 499 employees	—	X	X	X
	Establishments with 500 to 999 employees	—	X	X	X
	Establishments with 1,000 employees or more	—	X	X	X
4244	Grocery and related product merchant wholesalers				
	All establishments	93	875	8 425	36 099
	Establishments with 1 to 4 employees	62	X	X	X
	Establishments with 5 to 9 employees	12	X	X	X
	Establishments with 10 to 19 employees	10	X	X	X
	Establishments with 20 to 49 employees	5	X	X	X
	Establishments with 50 to 99 employees	2	X	X	X
	Establishments with 100 to 249 employees	2	X	X	X
	Establishments with 250 to 499 employees	—	X	X	X
	Establishments with 500 to 999 employees	—	X	X	X
	Establishments with 1,000 employees or more	—	X	X	X
42446	Fish and seafood merchant wholesalers				
	All establishments	11	106	955	4 246
	Establishments with 1 to 4 employees	3	X	X	X
	Establishments with 5 to 9 employees	3	X	X	X
	Establishments with 10 to 19 employees	4	X	X	X
	Establishments with 20 to 49 employees	1	X	X	X
	Establishments with 50 to 99 employees	—	X	X	X
	Establishments with 100 to 249 employees	—	X	X	X
	Establishments with 250 to 499 employees	—	X	X	X
	Establishments with 500 to 999 employees	—	X	X	X
	Establishments with 1,000 employees or more	—	X	X	X

See footnotes at end of table.

Table 5. Establishments, Employees, and Payroll by Industry and Employment Size of Establishments by County: 2004—Con.

[Excludes most government employees, railroad employees, and self-employed persons. Size class 1 to 4 employees includes establishments having payroll, but no employees, during mid-March pay period. For meaning of abbreviations and symbols, see introductory text. For explanation of terms, see Appendix A. For statement on reliability, see the note at the end of the table and Appendix C]

NAICS code	Geography, kind of business, and employment size class	Establishments (number)	Paid employees for pay period including March 12 (number)	First-quarter payroll (\$1,000)	Annual payroll (\$1,000)
42	MONMOUTH—Con.				
	Wholesale trade—Con.				
424	Nondurable goods merchant wholesalers—Con.				
4244	Grocery and related product merchant wholesalers—Con.				
42446	Fish and seafood merchant wholesalers—Con.				
424460	Fish and seafood merchant wholesalers				
	All establishments	11	106	955	4 246
	Establishments with 1 to 4 employees	3	X	X	X
	Establishments with 5 to 9 employees	3	X	X	X
	Establishments with 10 to 19 employees	4	X	X	X
	Establishments with 20 to 49 employees	1	X	X	X
	Establishments with 50 to 99 employees	—	X	X	X
	Establishments with 100 to 249 employees	—	X	X	X
	Establishments with 250 to 499 employees	—	X	X	X
	Establishments with 500 to 999 employees	—	X	X	X
	Establishments with 1,000 employees or more	—	X	X	X
42449	Other grocery and related products merchant wholesalers				
	All establishments	27	510	5 269	22 811
	Establishments with 1 to 4 employees	17	X	X	X
	Establishments with 5 to 9 employees	1	X	X	X
	Establishments with 10 to 19 employees	4	X	X	X
	Establishments with 20 to 49 employees	2	X	X	X
	Establishments with 50 to 99 employees	1	X	X	X
	Establishments with 100 to 249 employees	2	X	X	X
	Establishments with 250 to 499 employees	—	X	X	X
	Establishments with 500 to 999 employees	—	X	X	X
	Establishments with 1,000 employees or more	—	X	X	X
424490	Other grocery and related products merchant wholesalers				
	All establishments	27	510	5 269	22 811
	Establishments with 1 to 4 employees	17	X	X	X
	Establishments with 5 to 9 employees	1	X	X	X
	Establishments with 10 to 19 employees	4	X	X	X
	Establishments with 20 to 49 employees	2	X	X	X
	Establishments with 50 to 99 employees	1	X	X	X
	Establishments with 100 to 249 employees	2	X	X	X
	Establishments with 250 to 499 employees	—	X	X	X
	Establishments with 500 to 999 employees	—	X	X	X
	Establishments with 1,000 employees or more	—	X	X	X
4246	Chemical and allied products merchant wholesalers				
	All establishments	41	322	6 203	24 884
	Establishments with 1 to 4 employees	23	X	X	X
	Establishments with 5 to 9 employees	8	X	X	X
	Establishments with 10 to 19 employees	8	X	X	X
	Establishments with 20 to 49 employees	1	X	X	X
	Establishments with 50 to 99 employees	1	X	X	X
	Establishments with 100 to 249 employees	—	X	X	X
	Establishments with 250 to 499 employees	—	X	X	X
	Establishments with 500 to 999 employees	—	X	X	X
	Establishments with 1,000 employees or more	—	X	X	X
42469	Other chemical and allied products merchant wholesalers				
	All establishments	27	243	5 305	19 861
	Establishments with 1 to 4 employees	14	X	X	X
	Establishments with 5 to 9 employees	7	X	X	X
	Establishments with 10 to 19 employees	4	X	X	X
	Establishments with 20 to 49 employees	1	X	X	X
	Establishments with 50 to 99 employees	1	X	X	X
	Establishments with 100 to 249 employees	—	X	X	X
	Establishments with 250 to 499 employees	—	X	X	X
	Establishments with 500 to 999 employees	—	X	X	X
	Establishments with 1,000 employees or more	—	X	X	X
424690	Other chemical and allied products merchant wholesalers				
	All establishments	27	243	5 305	19 861
	Establishments with 1 to 4 employees	14	X	X	X
	Establishments with 5 to 9 employees	7	X	X	X
	Establishments with 10 to 19 employees	4	X	X	X
	Establishments with 20 to 49 employees	1	X	X	X
	Establishments with 50 to 99 employees	1	X	X	X
	Establishments with 100 to 249 employees	—	X	X	X
	Establishments with 250 to 499 employees	—	X	X	X
	Establishments with 500 to 999 employees	—	X	X	X
	Establishments with 1,000 employees or more	—	X	X	X
4247	Petroleum and petroleum products merchant wholesalers				
	All establishments	12	c	D	D
	Establishments with 1 to 4 employees	7	X	X	X
	Establishments with 5 to 9 employees	1	X	X	X
	Establishments with 10 to 19 employees	2	X	X	X
	Establishments with 20 to 49 employees	2	X	X	X
	Establishments with 50 to 99 employees	—	X	X	X
	Establishments with 100 to 249 employees	—	X	X	X
	Establishments with 250 to 499 employees	—	X	X	X
	Establishments with 500 to 999 employees	—	X	X	X
	Establishments with 1,000 employees or more	—	X	X	X

See footnotes at end of table.

Table 5. Establishments, Employees, and Payroll by Industry and Employment Size of Establishments by County: 2004—Con.

[Excludes most government employees, railroad employees, and self-employed persons. Size class 1 to 4 employees includes establishments having payroll, but no employees, during mid-March pay period. For meaning of abbreviations and symbols, see introductory text. For explanation of terms, see Appendix A. For statement on reliability, see the note at the end of the table and Appendix C]

NAICS code	Geography, kind of business, and employment size class	Establishments (number)	Paid employees for pay period including March 12 (number)	First-quarter payroll (\$1,000)	Annual payroll (\$1,000)
	MONMOUTH—Con.				
42	Wholesale trade—Con.				
424	Nondurable goods merchant wholesalers—Con.				
4248	Beer, wine, and distilled alcoholic beverage merchant wholesalers				
	All establishments	9	401	3 926	21 670
	Establishments with 1 to 4 employees	4	X	X	X
	Establishments with 5 to 9 employees	2	X	X	X
	Establishments with 10 to 19 employees	—	X	X	X
	Establishments with 20 to 49 employees	—	X	X	X
	Establishments with 50 to 99 employees	1	X	X	X
	Establishments with 100 to 249 employees	2	X	X	X
	Establishments with 250 to 499 employees	—	X	X	X
	Establishments with 500 to 999 employees	—	X	X	X
	Establishments with 1,000 employees or more	—	X	X	X
42481	Beer and ale merchant wholesalers				
	All establishments	5	386	3 844	21 175
	Establishments with 1 to 4 employees	2	X	X	X
	Establishments with 5 to 9 employees	—	X	X	X
	Establishments with 10 to 19 employees	—	X	X	X
	Establishments with 20 to 49 employees	—	X	X	X
	Establishments with 50 to 99 employees	1	X	X	X
	Establishments with 100 to 249 employees	2	X	X	X
	Establishments with 250 to 499 employees	—	X	X	X
	Establishments with 500 to 999 employees	—	X	X	X
	Establishments with 1,000 employees or more	—	X	X	X
424810	Beer and ale merchant wholesalers				
	All establishments	5	386	3 844	21 175
	Establishments with 1 to 4 employees	2	X	X	X
	Establishments with 5 to 9 employees	—	X	X	X
	Establishments with 10 to 19 employees	—	X	X	X
	Establishments with 20 to 49 employees	—	X	X	X
	Establishments with 50 to 99 employees	1	X	X	X
	Establishments with 100 to 249 employees	2	X	X	X
	Establishments with 250 to 499 employees	—	X	X	X
	Establishments with 500 to 999 employees	—	X	X	X
	Establishments with 1,000 employees or more	—	X	X	X
4249	Miscellaneous nondurable goods merchant wholesalers				
	All establishments	76	603	5 027	22 967
	Establishments with 1 to 4 employees	50	X	X	X
	Establishments with 5 to 9 employees	9	X	X	X
	Establishments with 10 to 19 employees	10	X	X	X
	Establishments with 20 to 49 employees	5	X	X	X
	Establishments with 50 to 99 employees	1	X	X	X
	Establishments with 100 to 249 employees	1	X	X	X
	Establishments with 250 to 499 employees	—	X	X	X
	Establishments with 500 to 999 employees	—	X	X	X
	Establishments with 1,000 employees or more	—	X	X	X
42491	Farm supplies merchant wholesalers				
	All establishments	10	105	797	3 398
	Establishments with 1 to 4 employees	5	X	X	X
	Establishments with 5 to 9 employees	1	X	X	X
	Establishments with 10 to 19 employees	1	X	X	X
	Establishments with 20 to 49 employees	3	X	X	X
	Establishments with 50 to 99 employees	—	X	X	X
	Establishments with 100 to 249 employees	—	X	X	X
	Establishments with 250 to 499 employees	—	X	X	X
	Establishments with 500 to 999 employees	—	X	X	X
	Establishments with 1,000 employees or more	—	X	X	X
424910	Farm supplies merchant wholesalers				
	All establishments	10	105	797	3 398
	Establishments with 1 to 4 employees	5	X	X	X
	Establishments with 5 to 9 employees	1	X	X	X
	Establishments with 10 to 19 employees	1	X	X	X
	Establishments with 20 to 49 employees	3	X	X	X
	Establishments with 50 to 99 employees	—	X	X	X
	Establishments with 100 to 249 employees	—	X	X	X
	Establishments with 250 to 499 employees	—	X	X	X
	Establishments with 500 to 999 employees	—	X	X	X
	Establishments with 1,000 employees or more	—	X	X	X
42493	Flower, nursery stock, and florists' supplies merchant wholesalers				
	All establishments	18	195	1 821	7 993
	Establishments with 1 to 4 employees	12	X	X	X
	Establishments with 5 to 9 employees	1	X	X	X
	Establishments with 10 to 19 employees	4	X	X	X
	Establishments with 20 to 49 employees	—	X	X	X
	Establishments with 50 to 99 employees	—	X	X	X
	Establishments with 100 to 249 employees	1	X	X	X
	Establishments with 250 to 499 employees	—	X	X	X
	Establishments with 500 to 999 employees	—	X	X	X
	Establishments with 1,000 employees or more	—	X	X	X

See footnotes at end of table.

Table 5. Establishments, Employees, and Payroll by Industry and Employment Size of Establishments by County: 2004—Con.

[Excludes most government employees, railroad employees, and self-employed persons. Size class 1 to 4 employees includes establishments having payroll, but no employees, during mid-March pay period. For meaning of abbreviations and symbols, see introductory text. For explanation of terms, see Appendix A. For statement on reliability, see the note at the end of the table and Appendix C]

NAICS code	Geography, kind of business, and employment size class	Establishments (number)	Paid employees for pay period including March 12 (number)	First-quarter payroll (\$1,000)	Annual payroll (\$1,000)
MONMOUTH—Con.					
42	Wholesale trade—Con.				
424	Nondurable goods merchant wholesalers—Con.				
4249	Miscellaneous nondurable goods merchant wholesalers—Con.				
42493	Flower, nursery stock, and florists' supplies merchant wholesalers—Con.				
424930	Flower, nursery stock, and florists' supplies merchant wholesalers				
	All establishments	18	195	1 821	7 993
	Establishments with 1 to 4 employees	12	X	X	X
	Establishments with 5 to 9 employees	1	X	X	X
	Establishments with 10 to 19 employees	4	X	X	X
	Establishments with 20 to 49 employees	—	X	X	X
	Establishments with 50 to 99 employees	—	X	X	X
	Establishments with 100 to 249 employees	1	X	X	X
	Establishments with 250 to 499 employees	—	X	X	X
	Establishments with 500 to 999 employees	—	X	X	X
	Establishments with 1,000 employees or more	—	X	X	X
42499	Other miscellaneous nondurable goods merchant wholesalers				
	All establishments	32	153	1 194	5 814
	Establishments with 1 to 4 employees	22	X	X	X
	Establishments with 5 to 9 employees	5	X	X	X
	Establishments with 10 to 19 employees	4	X	X	X
	Establishments with 20 to 49 employees	1	X	X	X
	Establishments with 50 to 99 employees	—	X	X	X
	Establishments with 100 to 249 employees	—	X	X	X
	Establishments with 250 to 499 employees	—	X	X	X
	Establishments with 500 to 999 employees	—	X	X	X
	Establishments with 1,000 employees or more	—	X	X	X
424990	Other miscellaneous nondurable goods merchant wholesalers				
	All establishments	32	153	1 194	5 814
	Establishments with 1 to 4 employees	22	X	X	X
	Establishments with 5 to 9 employees	5	X	X	X
	Establishments with 10 to 19 employees	4	X	X	X
	Establishments with 20 to 49 employees	1	X	X	X
	Establishments with 50 to 99 employees	—	X	X	X
	Establishments with 100 to 249 employees	—	X	X	X
	Establishments with 250 to 499 employees	—	X	X	X
	Establishments with 500 to 999 employees	—	X	X	X
	Establishments with 1,000 employees or more	—	X	X	X
425	Wholesale electronic markets and agents and brokers				
	All establishments	197	630	6 963	30 443
	Establishments with 1 to 4 employees	165	X	X	X
	Establishments with 5 to 9 employees	21	X	X	X
	Establishments with 10 to 19 employees	9	X	X	X
	Establishments with 20 to 49 employees	1	X	X	X
	Establishments with 50 to 99 employees	1	X	X	X
	Establishments with 100 to 249 employees	—	X	X	X
	Establishments with 250 to 499 employees	—	X	X	X
	Establishments with 500 to 999 employees	—	X	X	X
	Establishments with 1,000 employees or more	—	X	X	X
4251	Wholesale electronic markets and agents and brokers				
	All establishments	197	630	6 963	30 443
	Establishments with 1 to 4 employees	165	X	X	X
	Establishments with 5 to 9 employees	21	X	X	X
	Establishments with 10 to 19 employees	9	X	X	X
	Establishments with 20 to 49 employees	1	X	X	X
	Establishments with 50 to 99 employees	1	X	X	X
	Establishments with 100 to 249 employees	—	X	X	X
	Establishments with 250 to 499 employees	—	X	X	X
	Establishments with 500 to 999 employees	—	X	X	X
	Establishments with 1,000 employees or more	—	X	X	X
42512	Wholesale trade agents and brokers				
	All establishments	194	f	D	D
	Establishments with 1 to 4 employees	163	X	X	X
	Establishments with 5 to 9 employees	21	X	X	X
	Establishments with 10 to 19 employees	9	X	X	X
	Establishments with 20 to 49 employees	—	X	X	X
	Establishments with 50 to 99 employees	1	X	X	X
	Establishments with 100 to 249 employees	—	X	X	X
	Establishments with 250 to 499 employees	—	X	X	X
	Establishments with 500 to 999 employees	—	X	X	X
	Establishments with 1,000 employees or more	—	X	X	X
425120	Wholesale trade agents and brokers				
	All establishments	194	f	D	D
	Establishments with 1 to 4 employees	163	X	X	X
	Establishments with 5 to 9 employees	21	X	X	X
	Establishments with 10 to 19 employees	9	X	X	X
	Establishments with 20 to 49 employees	—	X	X	X
	Establishments with 50 to 99 employees	1	X	X	X
	Establishments with 100 to 249 employees	—	X	X	X
	Establishments with 250 to 499 employees	—	X	X	X
	Establishments with 500 to 999 employees	—	X	X	X
	Establishments with 1,000 employees or more	—	X	X	X

See footnotes at end of table.

Table 5. Establishments, Employees, and Payroll by Industry and Employment Size of Establishments by County: 2004—Con.

[Excludes most government employees, railroad employees, and self-employed persons. Size class 1 to 4 employees includes establishments having payroll, but no employees, during mid-March pay period. For meaning of abbreviations and symbols, see introductory text. For explanation of terms, see Appendix A. For statement on reliability, see the note at the end of the table and Appendix C]

NAICS code	Geography, kind of business, and employment size class	Establishments (number)	Paid employees for pay period including March 12 (number)	First-quarter payroll (\$1,000)	Annual payroll (\$1,000)
	MONMOUTH—Con.				
42	Wholesale trade—Con.				
425	Wholesale electronic markets and agents and brokers—Con.				
4251	Wholesale electronic markets and agents and brokers—Con.				
42512	Wholesale trade agents and brokers—Con.				
425120	Wholesale trade agents and brokers—Con.				
	All establishments—Con.				
	Establishments with 500 to 999 employees	—	X	X	X
	Establishments with 1,000 employees or more	—	X	X	X
44-45	Retail trade				
	All establishments	2 952	41 025	225 764	959 698
	Establishments with 1 to 4 employees	1 461	X	X	X
	Establishments with 5 to 9 employees	633	X	X	X
	Establishments with 10 to 19 employees	424	X	X	X
	Establishments with 20 to 49 employees	267	X	X	X
	Establishments with 50 to 99 employees	88	X	X	X
	Establishments with 100 to 249 employees	66	X	X	X
	Establishments with 250 to 499 employees	13	X	X	X
	Establishments with 500 to 999 employees	—	X	X	X
	Establishments with 1,000 employees or more	—	X	X	X
441	Motor vehicle and parts dealers				
	All establishments	218	4 464	46 700	204 362
	Establishments with 1 to 4 employees	70	X	X	X
	Establishments with 5 to 9 employees	51	X	X	X
	Establishments with 10 to 19 employees	25	X	X	X
	Establishments with 20 to 49 employees	45	X	X	X
	Establishments with 50 to 99 employees	22	X	X	X
	Establishments with 100 to 249 employees	5	X	X	X
	Establishments with 250 to 499 employees	—	X	X	X
	Establishments with 500 to 999 employees	—	X	X	X
	Establishments with 1,000 employees or more	—	X	X	X
4411	Automobile dealers				
	All establishments	96	3 296	38 260	167 742
	Establishments with 1 to 4 employees	28	X	X	X
	Establishments with 5 to 9 employees	12	X	X	X
	Establishments with 10 to 19 employees	3	X	X	X
	Establishments with 20 to 49 employees	26	X	X	X
	Establishments with 50 to 99 employees	22	X	X	X
	Establishments with 100 to 249 employees	5	X	X	X
	Establishments with 250 to 499 employees	—	X	X	X
	Establishments with 500 to 999 employees	—	X	X	X
	Establishments with 1,000 employees or more	—	X	X	X
44111	New car dealers				
	All establishments	69	3 215	37 576	164 433
	Establishments with 1 to 4 employees	7	X	X	X
	Establishments with 5 to 9 employees	7	X	X	X
	Establishments with 10 to 19 employees	2	X	X	X
	Establishments with 20 to 49 employees	26	X	X	X
	Establishments with 50 to 99 employees	22	X	X	X
	Establishments with 100 to 249 employees	5	X	X	X
	Establishments with 250 to 499 employees	—	X	X	X
	Establishments with 500 to 999 employees	—	X	X	X
	Establishments with 1,000 employees or more	—	X	X	X
441110	New car dealers				
	All establishments	69	3 215	37 576	164 433
	Establishments with 1 to 4 employees	7	X	X	X
	Establishments with 5 to 9 employees	7	X	X	X
	Establishments with 10 to 19 employees	2	X	X	X
	Establishments with 20 to 49 employees	26	X	X	X
	Establishments with 50 to 99 employees	22	X	X	X
	Establishments with 100 to 249 employees	5	X	X	X
	Establishments with 250 to 499 employees	—	X	X	X
	Establishments with 500 to 999 employees	—	X	X	X
	Establishments with 1,000 employees or more	—	X	X	X
4412	Other motor vehicle dealers				
	All establishments	29	214	1 647	8 362
	Establishments with 1 to 4 employees	15	X	X	X
	Establishments with 5 to 9 employees	7	X	X	X
	Establishments with 10 to 19 employees	5	X	X	X
	Establishments with 20 to 49 employees	2	X	X	X
	Establishments with 50 to 99 employees	—	X	X	X
	Establishments with 100 to 249 employees	—	X	X	X
	Establishments with 250 to 499 employees	—	X	X	X
	Establishments with 500 to 999 employees	—	X	X	X
	Establishments with 1,000 employees or more	—	X	X	X

See footnotes at end of table.

Table 5. Establishments, Employees, and Payroll by Industry and Employment Size of Establishments by County: 2004—Con.

[Excludes most government employees, railroad employees, and self-employed persons. Size class 1 to 4 employees includes establishments having payroll, but no employees, during mid-March pay period. For meaning of abbreviations and symbols, see introductory text. For explanation of terms, see Appendix A. For statement on reliability, see the note at the end of the table and Appendix C]

NAICS code	Geography, kind of business, and employment size class	Establishments (number)	Paid employees for pay period including March 12 (number)	First-quarter payroll (\$1,000)	Annual payroll (\$1,000)
	MONMOUTH—Con.				
44-45	Retail trade—Con.				
441	Motor vehicle and parts dealers—Con.				
4412	Other motor vehicle dealers—Con.				
44122	Motorcycle, boat, and other motor vehicle dealers				
	All establishments	28	c	D	D
	Establishments with 1 to 4 employees	15	X	X	X
	Establishments with 5 to 9 employees	6	X	X	X
	Establishments with 10 to 19 employees	5	X	X	X
	Establishments with 20 to 49 employees	2	X	X	X
	Establishments with 50 to 99 employees	—	X	X	X
	Establishments with 100 to 249 employees	—	X	X	X
	Establishments with 250 to 499 employees	—	X	X	X
	Establishments with 500 to 999 employees	—	X	X	X
	Establishments with 1,000 employees or more	—	X	X	X
441222	Boat dealers				
	All establishments	18	c	D	D
	Establishments with 1 to 4 employees	8	X	X	X
	Establishments with 5 to 9 employees	6	X	X	X
	Establishments with 10 to 19 employees	4	X	X	X
	Establishments with 20 to 49 employees	—	X	X	X
	Establishments with 50 to 99 employees	—	X	X	X
	Establishments with 100 to 249 employees	—	X	X	X
	Establishments with 250 to 499 employees	—	X	X	X
	Establishments with 500 to 999 employees	—	X	X	X
	Establishments with 1,000 employees or more	—	X	X	X
4413	Automotive parts, accessories, and tire stores				
	All establishments	93	954	6 793	28 258
	Establishments with 1 to 4 employees	27	X	X	X
	Establishments with 5 to 9 employees	32	X	X	X
	Establishments with 10 to 19 employees	17	X	X	X
	Establishments with 20 to 49 employees	17	X	X	X
	Establishments with 50 to 99 employees	—	X	X	X
	Establishments with 100 to 249 employees	—	X	X	X
	Establishments with 250 to 499 employees	—	X	X	X
	Establishments with 500 to 999 employees	—	X	X	X
	Establishments with 1,000 employees or more	—	X	X	X
44131	Automotive parts and accessories stores				
	All establishments	68	703	4 703	19 986
	Establishments with 1 to 4 employees	24	X	X	X
	Establishments with 5 to 9 employees	21	X	X	X
	Establishments with 10 to 19 employees	8	X	X	X
	Establishments with 20 to 49 employees	15	X	X	X
	Establishments with 50 to 99 employees	—	X	X	X
	Establishments with 100 to 249 employees	—	X	X	X
	Establishments with 250 to 499 employees	—	X	X	X
	Establishments with 500 to 999 employees	—	X	X	X
	Establishments with 1,000 employees or more	—	X	X	X
441310	Automotive parts and accessories stores				
	All establishments	68	703	4 703	19 986
	Establishments with 1 to 4 employees	24	X	X	X
	Establishments with 5 to 9 employees	21	X	X	X
	Establishments with 10 to 19 employees	8	X	X	X
	Establishments with 20 to 49 employees	15	X	X	X
	Establishments with 50 to 99 employees	—	X	X	X
	Establishments with 100 to 249 employees	—	X	X	X
	Establishments with 250 to 499 employees	—	X	X	X
	Establishments with 500 to 999 employees	—	X	X	X
	Establishments with 1,000 employees or more	—	X	X	X
44132	Tire dealers				
	All establishments	25	251	2 090	8 272
	Establishments with 1 to 4 employees	3	X	X	X
	Establishments with 5 to 9 employees	11	X	X	X
	Establishments with 10 to 19 employees	9	X	X	X
	Establishments with 20 to 49 employees	2	X	X	X
	Establishments with 50 to 99 employees	—	X	X	X
	Establishments with 100 to 249 employees	—	X	X	X
	Establishments with 250 to 499 employees	—	X	X	X
	Establishments with 500 to 999 employees	—	X	X	X
	Establishments with 1,000 employees or more	—	X	X	X
441320	Tire dealers				
	All establishments	25	251	2 090	8 272
	Establishments with 1 to 4 employees	3	X	X	X
	Establishments with 5 to 9 employees	11	X	X	X
	Establishments with 10 to 19 employees	9	X	X	X
	Establishments with 20 to 49 employees	2	X	X	X
	Establishments with 50 to 99 employees	—	X	X	X
	Establishments with 100 to 249 employees	—	X	X	X
	Establishments with 250 to 499 employees	—	X	X	X
	Establishments with 500 to 999 employees	—	X	X	X
	Establishments with 1,000 employees or more	—	X	X	X

See footnotes at end of table.

Table 5. Establishments, Employees, and Payroll by Industry and Employment Size of Establishments by County: 2004—Con.

[Excludes most government employees, railroad employees, and self-employed persons. Size class 1 to 4 employees includes establishments having payroll, but no employees, during mid-March pay period. For meaning of abbreviations and symbols, see introductory text. For explanation of terms, see Appendix A. For statement on reliability, see the note at the end of the table and Appendix C]

NAICS code	Geography, kind of business, and employment size class	Establishments (number)	Paid employees for pay period including March 12 (number)	First-quarter payroll (\$1,000)	Annual payroll (\$1,000)
	MONMOUTH—Con.				
44-45	Retail trade—Con.				
442	Furniture and home furnishings stores				
	All establishments	248	1 856	10 988	45 958
	Establishments with 1 to 4 employees	145	X	X	X
	Establishments with 5 to 9 employees	47	X	X	X
	Establishments with 10 to 19 employees	36	X	X	X
	Establishments with 20 to 49 employees	16	X	X	X
	Establishments with 50 to 99 employees	3	X	X	X
	Establishments with 100 to 249 employees	1	X	X	X
	Establishments with 250 to 499 employees	—	X	X	X
	Establishments with 500 to 999 employees	—	X	X	X
	Establishments with 1,000 employees or more	—	X	X	X
4421	Furniture stores				
	All establishments	105	685	5 299	22 009
	Establishments with 1 to 4 employees	59	X	X	X
	Establishments with 5 to 9 employees	20	X	X	X
	Establishments with 10 to 19 employees	18	X	X	X
	Establishments with 20 to 49 employees	8	X	X	X
	Establishments with 50 to 99 employees	—	X	X	X
	Establishments with 100 to 249 employees	—	X	X	X
	Establishments with 250 to 499 employees	—	X	X	X
	Establishments with 500 to 999 employees	—	X	X	X
	Establishments with 1,000 employees or more	—	X	X	X
44211	Furniture stores				
	All establishments	105	685	5 299	22 009
	Establishments with 1 to 4 employees	59	X	X	X
	Establishments with 5 to 9 employees	20	X	X	X
	Establishments with 10 to 19 employees	18	X	X	X
	Establishments with 20 to 49 employees	8	X	X	X
	Establishments with 50 to 99 employees	—	X	X	X
	Establishments with 100 to 249 employees	—	X	X	X
	Establishments with 250 to 499 employees	—	X	X	X
	Establishments with 500 to 999 employees	—	X	X	X
	Establishments with 1,000 employees or more	—	X	X	X
442110	Furniture stores				
	All establishments	105	685	5 299	22 009
	Establishments with 1 to 4 employees	59	X	X	X
	Establishments with 5 to 9 employees	20	X	X	X
	Establishments with 10 to 19 employees	18	X	X	X
	Establishments with 20 to 49 employees	8	X	X	X
	Establishments with 50 to 99 employees	—	X	X	X
	Establishments with 100 to 249 employees	—	X	X	X
	Establishments with 250 to 499 employees	—	X	X	X
	Establishments with 500 to 999 employees	—	X	X	X
	Establishments with 1,000 employees or more	—	X	X	X
4422	Home furnishings stores				
	All establishments	143	1 171	5 689	23 949
	Establishments with 1 to 4 employees	86	X	X	X
	Establishments with 5 to 9 employees	27	X	X	X
	Establishments with 10 to 19 employees	18	X	X	X
	Establishments with 20 to 49 employees	8	X	X	X
	Establishments with 50 to 99 employees	3	X	X	X
	Establishments with 100 to 249 employees	1	X	X	X
	Establishments with 250 to 499 employees	—	X	X	X
	Establishments with 500 to 999 employees	—	X	X	X
	Establishments with 1,000 employees or more	—	X	X	X
44221	Floor covering stores				
	All establishments	53	209	1 588	6 955
	Establishments with 1 to 4 employees	36	X	X	X
	Establishments with 5 to 9 employees	14	X	X	X
	Establishments with 10 to 19 employees	3	X	X	X
	Establishments with 20 to 49 employees	—	X	X	X
	Establishments with 50 to 99 employees	—	X	X	X
	Establishments with 100 to 249 employees	—	X	X	X
	Establishments with 250 to 499 employees	—	X	X	X
	Establishments with 500 to 999 employees	—	X	X	X
	Establishments with 1,000 employees or more	—	X	X	X
442210	Floor covering stores				
	All establishments	53	209	1 588	6 955
	Establishments with 1 to 4 employees	36	X	X	X
	Establishments with 5 to 9 employees	14	X	X	X
	Establishments with 10 to 19 employees	3	X	X	X
	Establishments with 20 to 49 employees	—	X	X	X
	Establishments with 50 to 99 employees	—	X	X	X
	Establishments with 100 to 249 employees	—	X	X	X
	Establishments with 250 to 499 employees	—	X	X	X
	Establishments with 500 to 999 employees	—	X	X	X
	Establishments with 1,000 employees or more	—	X	X	X

See footnotes at end of table.

Table 5. Establishments, Employees, and Payroll by Industry and Employment Size of Establishments by County: 2004—Con.

[Excludes most government employees, railroad employees, and self-employed persons. Size class 1 to 4 employees includes establishments having payroll, but no employees, during mid-March pay period. For meaning of abbreviations and symbols, see introductory text. For explanation of terms, see Appendix A. For statement on reliability, see the note at the end of the table and Appendix C]

NAICS code	Geography, kind of business, and employment size class	Establishments (number)	Paid employees for pay period including March 12 (number)	First-quarter payroll (\$1,000)	Annual payroll (\$1,000)
	MONMOUTH—Con.				
44-45	Retail trade—Con.				
442	Furniture and home furnishings stores—Con.				
4422	Home furnishings stores—Con.				
44229	Other home furnishings stores				
	All establishments	90	962	4 101	16 994
	Establishments with 1 to 4 employees	50	X	X	X
	Establishments with 5 to 9 employees	13	X	X	X
	Establishments with 10 to 19 employees	15	X	X	X
	Establishments with 20 to 49 employees	8	X	X	X
	Establishments with 50 to 99 employees	3	X	X	X
	Establishments with 100 to 249 employees	1	X	X	X
	Establishments with 250 to 499 employees	—	X	X	X
	Establishments with 500 to 999 employees	—	X	X	X
	Establishments with 1,000 employees or more	—	X	X	X
442299	All other home furnishings stores				
	All establishments	79	912	3 849	15 791
	Establishments with 1 to 4 employees	42	X	X	X
	Establishments with 5 to 9 employees	12	X	X	X
	Establishments with 10 to 19 employees	13	X	X	X
	Establishments with 20 to 49 employees	8	X	X	X
	Establishments with 50 to 99 employees	3	X	X	X
	Establishments with 100 to 249 employees	1	X	X	X
	Establishments with 250 to 499 employees	—	X	X	X
	Establishments with 500 to 999 employees	—	X	X	X
	Establishments with 1,000 employees or more	—	X	X	X
443	Electronics and appliance stores				
	All establishments	126	1 155	5 888	24 669
	Establishments with 1 to 4 employees	62	X	X	X
	Establishments with 5 to 9 employees	37	X	X	X
	Establishments with 10 to 19 employees	19	X	X	X
	Establishments with 20 to 49 employees	4	X	X	X
	Establishments with 50 to 99 employees	1	X	X	X
	Establishments with 100 to 249 employees	3	X	X	X
	Establishments with 250 to 499 employees	—	X	X	X
	Establishments with 500 to 999 employees	—	X	X	X
	Establishments with 1,000 employees or more	—	X	X	X
4431	Electronics and appliance stores				
	All establishments	126	1 155	5 888	24 669
	Establishments with 1 to 4 employees	62	X	X	X
	Establishments with 5 to 9 employees	37	X	X	X
	Establishments with 10 to 19 employees	19	X	X	X
	Establishments with 20 to 49 employees	4	X	X	X
	Establishments with 50 to 99 employees	1	X	X	X
	Establishments with 100 to 249 employees	3	X	X	X
	Establishments with 250 to 499 employees	—	X	X	X
	Establishments with 500 to 999 employees	—	X	X	X
	Establishments with 1,000 employees or more	—	X	X	X
44311	Appliance, television, and other electronics stores				
	All establishments	78	910	4 612	19 460
	Establishments with 1 to 4 employees	35	X	X	X
	Establishments with 5 to 9 employees	20	X	X	X
	Establishments with 10 to 19 employees	16	X	X	X
	Establishments with 20 to 49 employees	3	X	X	X
	Establishments with 50 to 99 employees	1	X	X	X
	Establishments with 100 to 249 employees	3	X	X	X
	Establishments with 250 to 499 employees	—	X	X	X
	Establishments with 500 to 999 employees	—	X	X	X
	Establishments with 1,000 employees or more	—	X	X	X
443111	Household appliance stores				
	All establishments	18	114	871	3 823
	Establishments with 1 to 4 employees	9	X	X	X
	Establishments with 5 to 9 employees	3	X	X	X
	Establishments with 10 to 19 employees	6	X	X	X
	Establishments with 20 to 49 employees	—	X	X	X
	Establishments with 50 to 99 employees	—	X	X	X
	Establishments with 100 to 249 employees	—	X	X	X
	Establishments with 250 to 499 employees	—	X	X	X
	Establishments with 500 to 999 employees	—	X	X	X
	Establishments with 1,000 employees or more	—	X	X	X
443112	Radio, television, and other electronics stores				
	All establishments	60	796	3 741	15 637
	Establishments with 1 to 4 employees	26	X	X	X
	Establishments with 5 to 9 employees	17	X	X	X
	Establishments with 10 to 19 employees	10	X	X	X
	Establishments with 20 to 49 employees	3	X	X	X
	Establishments with 50 to 99 employees	1	X	X	X
	Establishments with 100 to 249 employees	3	X	X	X
	Establishments with 250 to 499 employees	—	X	X	X
	Establishments with 500 to 999 employees	—	X	X	X
	Establishments with 1,000 employees or more	—	X	X	X

See footnotes at end of table.

Table 5. Establishments, Employees, and Payroll by Industry and Employment Size of Establishments by County: 2004—Con.

[Excludes most government employees, railroad employees, and self-employed persons. Size class 1 to 4 employees includes establishments having payroll, but no employees, during mid-March pay period. For meaning of abbreviations and symbols, see introductory text. For explanation of terms, see Appendix A. For statement on reliability, see the note at the end of the table and Appendix C]

NAICS code	Geography, kind of business, and employment size class	Establishments (number)	Paid employees for pay period including March 12 (number)	First-quarter payroll (\$1,000)	Annual payroll (\$1,000)
	MONMOUTH—Con.				
44-45	Retail trade—Con.				
443	Electronics and appliance stores—Con.				
4431	Electronics and appliance stores—Con.				
44312	Computer and software stores				
	All establishments	39	202	1 153	4 707
	Establishments with 1 to 4 employees	22	X	X	X
	Establishments with 5 to 9 employees	15	X	X	X
	Establishments with 10 to 19 employees	1	X	X	X
	Establishments with 20 to 49 employees	1	X	X	X
	Establishments with 50 to 99 employees	—	X	X	X
	Establishments with 100 to 249 employees	—	X	X	X
	Establishments with 250 to 499 employees	—	X	X	X
	Establishments with 500 to 999 employees	—	X	X	X
	Establishments with 1,000 employees or more	—	X	X	X
443120	Computer and software stores				
	All establishments	39	202	1 153	4 707
	Establishments with 1 to 4 employees	22	X	X	X
	Establishments with 5 to 9 employees	15	X	X	X
	Establishments with 10 to 19 employees	1	X	X	X
	Establishments with 20 to 49 employees	1	X	X	X
	Establishments with 50 to 99 employees	—	X	X	X
	Establishments with 100 to 249 employees	—	X	X	X
	Establishments with 250 to 499 employees	—	X	X	X
	Establishments with 500 to 999 employees	—	X	X	X
	Establishments with 1,000 employees or more	—	X	X	X
444	Building material and garden equipment and supplies dealers				
	All establishments	218	3 245	24 344	105 744
	Establishments with 1 to 4 employees	105	X	X	X
	Establishments with 5 to 9 employees	58	X	X	X
	Establishments with 10 to 19 employees	24	X	X	X
	Establishments with 20 to 49 employees	20	X	X	X
	Establishments with 50 to 99 employees	3	X	X	X
	Establishments with 100 to 249 employees	8	X	X	X
	Establishments with 250 to 499 employees	—	X	X	X
	Establishments with 500 to 999 employees	—	X	X	X
	Establishments with 1,000 employees or more	—	X	X	X
4441	Building material and supplies dealers				
	All establishments	155	2 899	21 743	93 993
	Establishments with 1 to 4 employees	67	X	X	X
	Establishments with 5 to 9 employees	46	X	X	X
	Establishments with 10 to 19 employees	13	X	X	X
	Establishments with 20 to 49 employees	18	X	X	X
	Establishments with 50 to 99 employees	3	X	X	X
	Establishments with 100 to 249 employees	8	X	X	X
	Establishments with 250 to 499 employees	—	X	X	X
	Establishments with 500 to 999 employees	—	X	X	X
	Establishments with 1,000 employees or more	—	X	X	X
44411	Home centers				
	All establishments	13	1 606	10 269	42 178
	Establishments with 1 to 4 employees	1	X	X	X
	Establishments with 5 to 9 employees	1	X	X	X
	Establishments with 10 to 19 employees	1	X	X	X
	Establishments with 20 to 49 employees	2	X	X	X
	Establishments with 50 to 99 employees	—	X	X	X
	Establishments with 100 to 249 employees	8	X	X	X
	Establishments with 250 to 499 employees	—	X	X	X
	Establishments with 500 to 999 employees	—	X	X	X
	Establishments with 1,000 employees or more	—	X	X	X
444110	Home centers				
	All establishments	13	1 606	10 269	42 178
	Establishments with 1 to 4 employees	1	X	X	X
	Establishments with 5 to 9 employees	1	X	X	X
	Establishments with 10 to 19 employees	1	X	X	X
	Establishments with 20 to 49 employees	2	X	X	X
	Establishments with 50 to 99 employees	—	X	X	X
	Establishments with 100 to 249 employees	8	X	X	X
	Establishments with 250 to 499 employees	—	X	X	X
	Establishments with 500 to 999 employees	—	X	X	X
	Establishments with 1,000 employees or more	—	X	X	X
44412	Paint and wallpaper stores				
	All establishments	20	148	1 003	4 011
	Establishments with 1 to 4 employees	10	X	X	X
	Establishments with 5 to 9 employees	6	X	X	X
	Establishments with 10 to 19 employees	2	X	X	X
	Establishments with 20 to 49 employees	2	X	X	X
	Establishments with 50 to 99 employees	—	X	X	X
	Establishments with 100 to 249 employees	—	X	X	X
	Establishments with 250 to 499 employees	—	X	X	X
	Establishments with 500 to 999 employees	—	X	X	X
	Establishments with 1,000 employees or more	—	X	X	X

See footnotes at end of table.

Table 5. Establishments, Employees, and Payroll by Industry and Employment Size of Establishments by County: 2004—Con.

[Excludes most government employees, railroad employees, and self-employed persons. Size class 1 to 4 employees includes establishments having payroll, but no employees, during mid-March pay period. For meaning of abbreviations and symbols, see introductory text. For explanation of terms, see Appendix A. For statement on reliability, see the note at the end of the table and Appendix C]

NAICS code	Geography, kind of business, and employment size class	Establishments (number)	Paid employees for pay period including March 12 (number)	First-quarter payroll (\$1,000)	Annual payroll (\$1,000)
44-45	MONMOUTH—Con.				
	Retail trade—Con.				
444	Building material and garden equipment and supplies dealers—Con.				
4441	Building material and supplies dealers—Con.				
44412	Paint and wallpaper stores—Con.				
444120	Paint and wallpaper stores				
	All establishments	20	148	1 003	4 011
	Establishments with 1 to 4 employees	10	X	X	X
	Establishments with 5 to 9 employees	6	X	X	X
	Establishments with 10 to 19 employees	2	X	X	X
	Establishments with 20 to 49 employees	2	X	X	X
	Establishments with 50 to 99 employees	—	X	X	X
	Establishments with 100 to 249 employees	—	X	X	X
	Establishments with 250 to 499 employees	—	X	X	X
	Establishments with 500 to 999 employees	—	X	X	X
	Establishments with 1,000 employees or more	—	X	X	X
44413	Hardware stores				
	All establishments	18	134	607	2 600
	Establishments with 1 to 4 employees	9	X	X	X
	Establishments with 5 to 9 employees	5	X	X	X
	Establishments with 10 to 19 employees	2	X	X	X
	Establishments with 20 to 49 employees	2	X	X	X
	Establishments with 50 to 99 employees	—	X	X	X
	Establishments with 100 to 249 employees	—	X	X	X
	Establishments with 250 to 499 employees	—	X	X	X
	Establishments with 500 to 999 employees	—	X	X	X
	Establishments with 1,000 employees or more	—	X	X	X
444130	Hardware stores				
	All establishments	18	134	607	2 600
	Establishments with 1 to 4 employees	9	X	X	X
	Establishments with 5 to 9 employees	5	X	X	X
	Establishments with 10 to 19 employees	2	X	X	X
	Establishments with 20 to 49 employees	2	X	X	X
	Establishments with 50 to 99 employees	—	X	X	X
	Establishments with 100 to 249 employees	—	X	X	X
	Establishments with 250 to 499 employees	—	X	X	X
	Establishments with 500 to 999 employees	—	X	X	X
	Establishments with 1,000 employees or more	—	X	X	X
44419	Other building material dealers				
	All establishments	104	1 011	9 864	45 204
	Establishments with 1 to 4 employees	47	X	X	X
	Establishments with 5 to 9 employees	34	X	X	X
	Establishments with 10 to 19 employees	8	X	X	X
	Establishments with 20 to 49 employees	12	X	X	X
	Establishments with 50 to 99 employees	3	X	X	X
	Establishments with 100 to 249 employees	—	X	X	X
	Establishments with 250 to 499 employees	—	X	X	X
	Establishments with 500 to 999 employees	—	X	X	X
	Establishments with 1,000 employees or more	—	X	X	X
444190	Other building material dealers				
	All establishments	104	1 011	9 864	45 204
	Establishments with 1 to 4 employees	47	X	X	X
	Establishments with 5 to 9 employees	34	X	X	X
	Establishments with 10 to 19 employees	8	X	X	X
	Establishments with 20 to 49 employees	12	X	X	X
	Establishments with 50 to 99 employees	3	X	X	X
	Establishments with 100 to 249 employees	—	X	X	X
	Establishments with 250 to 499 employees	—	X	X	X
	Establishments with 500 to 999 employees	—	X	X	X
	Establishments with 1,000 employees or more	—	X	X	X
4442	Lawn and garden equipment and supplies stores				
	All establishments	63	346	2 601	11 751
	Establishments with 1 to 4 employees	38	X	X	X
	Establishments with 5 to 9 employees	12	X	X	X
	Establishments with 10 to 19 employees	11	X	X	X
	Establishments with 20 to 49 employees	2	X	X	X
	Establishments with 50 to 99 employees	—	X	X	X
	Establishments with 100 to 249 employees	—	X	X	X
	Establishments with 250 to 499 employees	—	X	X	X
	Establishments with 500 to 999 employees	—	X	X	X
	Establishments with 1,000 employees or more	—	X	X	X
44422	Nursery, garden center, and farm supply stores				
	All establishments	48	290	2 243	10 052
	Establishments with 1 to 4 employees	28	X	X	X
	Establishments with 5 to 9 employees	8	X	X	X
	Establishments with 10 to 19 employees	10	X	X	X
	Establishments with 20 to 49 employees	2	X	X	X
	Establishments with 50 to 99 employees	—	X	X	X
	Establishments with 100 to 249 employees	—	X	X	X
	Establishments with 250 to 499 employees	—	X	X	X
	Establishments with 500 to 999 employees	—	X	X	X
	Establishments with 1,000 employees or more	—	X	X	X

See footnotes at end of table.

Table 5. Establishments, Employees, and Payroll by Industry and Employment Size of Establishments by County: 2004—Con.

[Excludes most government employees, railroad employees, and self-employed persons. Size class 1 to 4 employees includes establishments having payroll, but no employees, during mid-March pay period. For meaning of abbreviations and symbols, see introductory text. For explanation of terms, see Appendix A. For statement on reliability, see the note at the end of the table and Appendix C]

NAICS code	Geography, kind of business, and employment size class	Establishments (number)	Paid employees for pay period including March 12 (number)	First-quarter payroll (\$1,000)	Annual payroll (\$1,000)
	MONMOUTH—Con.				
44-45	Retail trade—Con.				
444	Building material and garden equipment and supplies dealers—Con.				
4442	Lawn and garden equipment and supplies stores—Con.				
44422	Nursery, garden center, and farm supply stores—Con.				
444220	Nursery, garden center, and farm supply stores				
	All establishments	48	290	2 243	10 052
	Establishments with 1 to 4 employees	28	X	X	X
	Establishments with 5 to 9 employees	8	X	X	X
	Establishments with 10 to 19 employees	10	X	X	X
	Establishments with 20 to 49 employees	2	X	X	X
	Establishments with 50 to 99 employees	—	X	X	X
	Establishments with 100 to 249 employees	—	X	X	X
	Establishments with 250 to 499 employees	—	X	X	X
	Establishments with 500 to 999 employees	—	X	X	X
	Establishments with 1,000 employees or more	—	X	X	X
445	Food and beverage stores				
	All establishments	543	10 149	48 856	207 749
	Establishments with 1 to 4 employees	305	X	X	X
	Establishments with 5 to 9 employees	90	X	X	X
	Establishments with 10 to 19 employees	71	X	X	X
	Establishments with 20 to 49 employees	29	X	X	X
	Establishments with 50 to 99 employees	12	X	X	X
	Establishments with 100 to 249 employees	29	X	X	X
	Establishments with 250 to 499 employees	7	X	X	X
	Establishments with 500 to 999 employees	—	X	X	X
	Establishments with 1,000 employees or more	—	X	X	X
4451	Grocery stores				
	All establishments	293	8 347	42 321	177 967
	Establishments with 1 to 4 employees	155	X	X	X
	Establishments with 5 to 9 employees	34	X	X	X
	Establishments with 10 to 19 employees	38	X	X	X
	Establishments with 20 to 49 employees	21	X	X	X
	Establishments with 50 to 99 employees	10	X	X	X
	Establishments with 100 to 249 employees	29	X	X	X
	Establishments with 250 to 499 employees	6	X	X	X
	Establishments with 500 to 999 employees	—	X	X	X
	Establishments with 1,000 employees or more	—	X	X	X
44511	Supermarkets and other grocery (except convenience) stores				
	All establishments	167	7 459	39 144	163 388
	Establishments with 1 to 4 employees	78	X	X	X
	Establishments with 5 to 9 employees	22	X	X	X
	Establishments with 10 to 19 employees	13	X	X	X
	Establishments with 20 to 49 employees	9	X	X	X
	Establishments with 50 to 99 employees	10	X	X	X
	Establishments with 100 to 249 employees	29	X	X	X
	Establishments with 250 to 499 employees	6	X	X	X
	Establishments with 500 to 999 employees	—	X	X	X
	Establishments with 1,000 employees or more	—	X	X	X
445110	Supermarkets and other grocery (except convenience) stores				
	All establishments	167	7 459	39 144	163 388
	Establishments with 1 to 4 employees	78	X	X	X
	Establishments with 5 to 9 employees	22	X	X	X
	Establishments with 10 to 19 employees	13	X	X	X
	Establishments with 20 to 49 employees	9	X	X	X
	Establishments with 50 to 99 employees	10	X	X	X
	Establishments with 100 to 249 employees	29	X	X	X
	Establishments with 250 to 499 employees	6	X	X	X
	Establishments with 500 to 999 employees	—	X	X	X
	Establishments with 1,000 employees or more	—	X	X	X
44512	Convenience stores				
	All establishments	126	888	3 177	14 579
	Establishments with 1 to 4 employees	77	X	X	X
	Establishments with 5 to 9 employees	12	X	X	X
	Establishments with 10 to 19 employees	25	X	X	X
	Establishments with 20 to 49 employees	12	X	X	X
	Establishments with 50 to 99 employees	—	X	X	X
	Establishments with 100 to 249 employees	—	X	X	X
	Establishments with 250 to 499 employees	—	X	X	X
	Establishments with 500 to 999 employees	—	X	X	X
	Establishments with 1,000 employees or more	—	X	X	X
445120	Convenience stores				
	All establishments	126	888	3 177	14 579
	Establishments with 1 to 4 employees	77	X	X	X
	Establishments with 5 to 9 employees	12	X	X	X
	Establishments with 10 to 19 employees	25	X	X	X
	Establishments with 20 to 49 employees	12	X	X	X
	Establishments with 50 to 99 employees	—	X	X	X
	Establishments with 100 to 249 employees	—	X	X	X
	Establishments with 250 to 499 employees	—	X	X	X
	Establishments with 500 to 999 employees	—	X	X	X
	Establishments with 1,000 employees or more	—	X	X	X

See footnotes at end of table.

Table 5. Establishments, Employees, and Payroll by Industry and Employment Size of Establishments by County: 2004—Con.

[Excludes most government employees, railroad employees, and self-employed persons. Size class 1 to 4 employees includes establishments having payroll, but no employees, during mid-March pay period. For meaning of abbreviations and symbols, see introductory text. For explanation of terms, see Appendix A. For statement on reliability, see the note at the end of the table and Appendix C]

NAICS code	Geography, kind of business, and employment size class	Establishments (number)	Paid employees for pay period including March 12 (number)	First-quarter payroll (\$1,000)	Annual payroll (\$1,000)
	MONMOUTH—Con.				
44-45	Retail trade—Con.				
445	Food and beverage stores—Con.				
4452	Specialty food stores				
	All establishments	118	1 008	3 607	16 881
	Establishments with 1 to 4 employees	83	X	X	X
	Establishments with 5 to 9 employees	15	X	X	X
	Establishments with 10 to 19 employees	13	X	X	X
	Establishments with 20 to 49 employees	4	X	X	X
	Establishments with 50 to 99 employees	2	X	X	X
	Establishments with 100 to 249 employees	—	X	X	X
	Establishments with 250 to 499 employees	1	X	X	X
	Establishments with 500 to 999 employees	—	X	X	X
	Establishments with 1,000 employees or more	—	X	X	X
44522	Fish and seafood markets				
	All establishments	14	100	303	1 763
	Establishments with 1 to 4 employees	10	X	X	X
	Establishments with 5 to 9 employees	1	X	X	X
	Establishments with 10 to 19 employees	2	X	X	X
	Establishments with 20 to 49 employees	—	X	X	X
	Establishments with 50 to 99 employees	1	X	X	X
	Establishments with 100 to 249 employees	—	X	X	X
	Establishments with 250 to 499 employees	—	X	X	X
	Establishments with 500 to 999 employees	—	X	X	X
	Establishments with 1,000 employees or more	—	X	X	X
445220	Fish and seafood markets				
	All establishments	14	100	303	1 763
	Establishments with 1 to 4 employees	10	X	X	X
	Establishments with 5 to 9 employees	1	X	X	X
	Establishments with 10 to 19 employees	2	X	X	X
	Establishments with 20 to 49 employees	—	X	X	X
	Establishments with 50 to 99 employees	1	X	X	X
	Establishments with 100 to 249 employees	—	X	X	X
	Establishments with 250 to 499 employees	—	X	X	X
	Establishments with 500 to 999 employees	—	X	X	X
	Establishments with 1,000 employees or more	—	X	X	X
44523	Fruit and vegetable markets				
	All establishments	10	473	1 844	8 960
	Establishments with 1 to 4 employees	7	X	X	X
	Establishments with 5 to 9 employees	—	X	X	X
	Establishments with 10 to 19 employees	—	X	X	X
	Establishments with 20 to 49 employees	1	X	X	X
	Establishments with 50 to 99 employees	1	X	X	X
	Establishments with 100 to 249 employees	—	X	X	X
	Establishments with 250 to 499 employees	1	X	X	X
	Establishments with 500 to 999 employees	—	X	X	X
	Establishments with 1,000 employees or more	—	X	X	X
445230	Fruit and vegetable markets				
	All establishments	10	473	1 844	8 960
	Establishments with 1 to 4 employees	7	X	X	X
	Establishments with 5 to 9 employees	—	X	X	X
	Establishments with 10 to 19 employees	—	X	X	X
	Establishments with 20 to 49 employees	1	X	X	X
	Establishments with 50 to 99 employees	1	X	X	X
	Establishments with 100 to 249 employees	—	X	X	X
	Establishments with 250 to 499 employees	1	X	X	X
	Establishments with 500 to 999 employees	—	X	X	X
	Establishments with 1,000 employees or more	—	X	X	X
44529	Other specialty food stores				
	All establishments	73	343	1 078	4 621
	Establishments with 1 to 4 employees	51	X	X	X
	Establishments with 5 to 9 employees	11	X	X	X
	Establishments with 10 to 19 employees	8	X	X	X
	Establishments with 20 to 49 employees	3	X	X	X
	Establishments with 50 to 99 employees	—	X	X	X
	Establishments with 100 to 249 employees	—	X	X	X
	Establishments with 250 to 499 employees	—	X	X	X
	Establishments with 500 to 999 employees	—	X	X	X
	Establishments with 1,000 employees or more	—	X	X	X
445291	Baked goods stores				
	All establishments	32	128	342	1 687
	Establishments with 1 to 4 employees	23	X	X	X
	Establishments with 5 to 9 employees	3	X	X	X
	Establishments with 10 to 19 employees	6	X	X	X
	Establishments with 20 to 49 employees	—	X	X	X
	Establishments with 50 to 99 employees	—	X	X	X
	Establishments with 100 to 249 employees	—	X	X	X
	Establishments with 250 to 499 employees	—	X	X	X
	Establishments with 500 to 999 employees	—	X	X	X
	Establishments with 1,000 employees or more	—	X	X	X

See footnotes at end of table.

Table 5. Establishments, Employees, and Payroll by Industry and Employment Size of Establishments by County: 2004—Con.

[Excludes most government employees, railroad employees, and self-employed persons. Size class 1 to 4 employees includes establishments having payroll, but no employees, during mid-March pay period. For meaning of abbreviations and symbols, see introductory text. For explanation of terms, see Appendix A. For statement on reliability, see the note at the end of the table and Appendix C]

NAICS code	Geography, kind of business, and employment size class	Establishments (number)	Paid employees for pay period including March 12 (number)	First-quarter payroll (\$1,000)	Annual payroll (\$1,000)
	MONMOUTH—Con.				
44-45	Retail trade—Con.				
445	Food and beverage stores—Con.				
4452	Specialty food stores—Con.				
44529	Other specialty food stores—Con.				
445299	All other specialty food stores				
	All establishments	33	192	635	2 503
	Establishments with 1 to 4 employees	22	X	X	X
	Establishments with 5 to 9 employees	6	X	X	X
	Establishments with 10 to 19 employees	2	X	X	X
	Establishments with 20 to 49 employees	3	X	X	X
	Establishments with 50 to 99 employees	—	X	X	X
	Establishments with 100 to 249 employees	—	X	X	X
	Establishments with 250 to 499 employees	—	X	X	X
	Establishments with 500 to 999 employees	—	X	X	X
	Establishments with 1,000 employees or more	—	X	X	X
4453	Beer, wine, and liquor stores				
	All establishments	132	794	2 928	12 901
	Establishments with 1 to 4 employees	67	X	X	X
	Establishments with 5 to 9 employees	41	X	X	X
	Establishments with 10 to 19 employees	20	X	X	X
	Establishments with 20 to 49 employees	4	X	X	X
	Establishments with 50 to 99 employees	—	X	X	X
	Establishments with 100 to 249 employees	—	X	X	X
	Establishments with 250 to 499 employees	—	X	X	X
	Establishments with 500 to 999 employees	—	X	X	X
	Establishments with 1,000 employees or more	—	X	X	X
44531	Beer, wine, and liquor stores				
	All establishments	132	794	2 928	12 901
	Establishments with 1 to 4 employees	67	X	X	X
	Establishments with 5 to 9 employees	41	X	X	X
	Establishments with 10 to 19 employees	20	X	X	X
	Establishments with 20 to 49 employees	4	X	X	X
	Establishments with 50 to 99 employees	—	X	X	X
	Establishments with 100 to 249 employees	—	X	X	X
	Establishments with 250 to 499 employees	—	X	X	X
	Establishments with 500 to 999 employees	—	X	X	X
	Establishments with 1,000 employees or more	—	X	X	X
445310	Beer, wine, and liquor stores				
	All establishments	132	794	2 928	12 901
	Establishments with 1 to 4 employees	67	X	X	X
	Establishments with 5 to 9 employees	41	X	X	X
	Establishments with 10 to 19 employees	20	X	X	X
	Establishments with 20 to 49 employees	4	X	X	X
	Establishments with 50 to 99 employees	—	X	X	X
	Establishments with 100 to 249 employees	—	X	X	X
	Establishments with 250 to 499 employees	—	X	X	X
	Establishments with 500 to 999 employees	—	X	X	X
	Establishments with 1,000 employees or more	—	X	X	X
446	Health and personal care stores				
	All establishments	246	3 286	17 597	72 036
	Establishments with 1 to 4 employees	98	X	X	X
	Establishments with 5 to 9 employees	46	X	X	X
	Establishments with 10 to 19 employees	40	X	X	X
	Establishments with 20 to 49 employees	54	X	X	X
	Establishments with 50 to 99 employees	7	X	X	X
	Establishments with 100 to 249 employees	1	X	X	X
	Establishments with 250 to 499 employees	—	X	X	X
	Establishments with 500 to 999 employees	—	X	X	X
	Establishments with 1,000 employees or more	—	X	X	X
4461	Health and personal care stores				
	All establishments	246	3 286	17 597	72 036
	Establishments with 1 to 4 employees	98	X	X	X
	Establishments with 5 to 9 employees	46	X	X	X
	Establishments with 10 to 19 employees	40	X	X	X
	Establishments with 20 to 49 employees	54	X	X	X
	Establishments with 50 to 99 employees	7	X	X	X
	Establishments with 100 to 249 employees	1	X	X	X
	Establishments with 250 to 499 employees	—	X	X	X
	Establishments with 500 to 999 employees	—	X	X	X
	Establishments with 1,000 employees or more	—	X	X	X
44611	Pharmacies and drug stores				
	All establishments	112	2 438	13 558	55 381
	Establishments with 1 to 4 employees	20	X	X	X
	Establishments with 5 to 9 employees	14	X	X	X
	Establishments with 10 to 19 employees	25	X	X	X
	Establishments with 20 to 49 employees	45	X	X	X
	Establishments with 50 to 99 employees	7	X	X	X
	Establishments with 100 to 249 employees	1	X	X	X
	Establishments with 250 to 499 employees	—	X	X	X
	Establishments with 500 to 999 employees	—	X	X	X
	Establishments with 1,000 employees or more	—	X	X	X

See footnotes at end of table.

Table 5. Establishments, Employees, and Payroll by Industry and Employment Size of Establishments by County: 2004—Con.

[Excludes most government employees, railroad employees, and self-employed persons. Size class 1 to 4 employees includes establishments having payroll, but no employees, during mid-March pay period. For meaning of abbreviations and symbols, see introductory text. For explanation of terms, see Appendix A. For statement on reliability, see the note at the end of the table and Appendix C]

NAICS code	Geography, kind of business, and employment size class	Establishments (number)	Paid employees for pay period including March 12 (number)	First-quarter payroll (\$1,000)	Annual payroll (\$1,000)
	MONMOUTH—Con.				
44-45	Retail trade—Con.				
446	Health and personal care stores—Con.				
4461	Health and personal care stores—Con.				
44611	Pharmacies and drug stores—Con.				
446110	Pharmacies and drug stores				
	All establishments	112	2 438	13 558	55 381
	Establishments with 1 to 4 employees	20	X	X	X
	Establishments with 5 to 9 employees	14	X	X	X
	Establishments with 10 to 19 employees	25	X	X	X
	Establishments with 20 to 49 employees	45	X	X	X
	Establishments with 50 to 99 employees	7	X	X	X
	Establishments with 100 to 249 employees	1	X	X	X
	Establishments with 250 to 499 employees	—	X	X	X
	Establishments with 500 to 999 employees	—	X	X	X
	Establishments with 1,000 employees or more	—	X	X	X
44612	Cosmetics, beauty supplies, and perfume stores				
	All establishments	35	307	691	2 924
	Establishments with 1 to 4 employees	21	X	X	X
	Establishments with 5 to 9 employees	4	X	X	X
	Establishments with 10 to 19 employees	6	X	X	X
	Establishments with 20 to 49 employees	4	X	X	X
	Establishments with 50 to 99 employees	—	X	X	X
	Establishments with 100 to 249 employees	—	X	X	X
	Establishments with 250 to 499 employees	—	X	X	X
	Establishments with 500 to 999 employees	—	X	X	X
	Establishments with 1,000 employees or more	—	X	X	X
446120	Cosmetics, beauty supplies, and perfume stores				
	All establishments	35	307	691	2 924
	Establishments with 1 to 4 employees	21	X	X	X
	Establishments with 5 to 9 employees	4	X	X	X
	Establishments with 10 to 19 employees	6	X	X	X
	Establishments with 20 to 49 employees	4	X	X	X
	Establishments with 50 to 99 employees	—	X	X	X
	Establishments with 100 to 249 employees	—	X	X	X
	Establishments with 250 to 499 employees	—	X	X	X
	Establishments with 500 to 999 employees	—	X	X	X
	Establishments with 1,000 employees or more	—	X	X	X
44613	Optical goods stores				
	All establishments	38	250	1 649	6 739
	Establishments with 1 to 4 employees	17	X	X	X
	Establishments with 5 to 9 employees	14	X	X	X
	Establishments with 10 to 19 employees	5	X	X	X
	Establishments with 20 to 49 employees	2	X	X	X
	Establishments with 50 to 99 employees	—	X	X	X
	Establishments with 100 to 249 employees	—	X	X	X
	Establishments with 250 to 499 employees	—	X	X	X
	Establishments with 500 to 999 employees	—	X	X	X
	Establishments with 1,000 employees or more	—	X	X	X
446130	Optical goods stores				
	All establishments	38	250	1 649	6 739
	Establishments with 1 to 4 employees	17	X	X	X
	Establishments with 5 to 9 employees	14	X	X	X
	Establishments with 10 to 19 employees	5	X	X	X
	Establishments with 20 to 49 employees	2	X	X	X
	Establishments with 50 to 99 employees	—	X	X	X
	Establishments with 100 to 249 employees	—	X	X	X
	Establishments with 250 to 499 employees	—	X	X	X
	Establishments with 500 to 999 employees	—	X	X	X
	Establishments with 1,000 employees or more	—	X	X	X
44619	Other health and personal care stores				
	All establishments	61	291	1 699	6 992
	Establishments with 1 to 4 employees	40	X	X	X
	Establishments with 5 to 9 employees	14	X	X	X
	Establishments with 10 to 19 employees	4	X	X	X
	Establishments with 20 to 49 employees	3	X	X	X
	Establishments with 50 to 99 employees	—	X	X	X
	Establishments with 100 to 249 employees	—	X	X	X
	Establishments with 250 to 499 employees	—	X	X	X
	Establishments with 500 to 999 employees	—	X	X	X
	Establishments with 1,000 employees or more	—	X	X	X
446191	Food (health) supplement stores				
	All establishments	33	161	706	3 045
	Establishments with 1 to 4 employees	22	X	X	X
	Establishments with 5 to 9 employees	6	X	X	X
	Establishments with 10 to 19 employees	3	X	X	X
	Establishments with 20 to 49 employees	2	X	X	X
	Establishments with 50 to 99 employees	—	X	X	X
	Establishments with 100 to 249 employees	—	X	X	X
	Establishments with 250 to 499 employees	—	X	X	X
	Establishments with 500 to 999 employees	—	X	X	X

See footnotes at end of table.

Table 5. Establishments, Employees, and Payroll by Industry and Employment Size of Establishments by County: 2004—Con.

[Excludes most government employees, railroad employees, and self-employed persons. Size class 1 to 4 employees includes establishments having payroll, but no employees, during mid-March pay period. For meaning of abbreviations and symbols, see introductory text. For explanation of terms, see Appendix A. For statement on reliability, see the note at the end of the table and Appendix C]

NAICS code	Geography, kind of business, and employment size class	Establishments (number)	Paid employees for pay period including March 12 (number)	First-quarter payroll (\$1,000)	Annual payroll (\$1,000)
	MONMOUTH—Con.				
44-45	Retail trade—Con.				
446	Health and personal care stores—Con.				
4461	Health and personal care stores—Con.				
44619	Other health and personal care stores—Con.				
446191	Food (health) supplement stores—Con.				
	All establishments—Con.				
	Establishments with 1,000 employees or more	—	X	X	X
446199	All other health and personal care stores				
	All establishments	28	130	993	3 947
	Establishments with 1 to 4 employees	18	X	X	X
	Establishments with 5 to 9 employees	8	X	X	X
	Establishments with 10 to 19 employees	1	X	X	X
	Establishments with 20 to 49 employees	1	X	X	X
	Establishments with 50 to 99 employees	—	X	X	X
	Establishments with 100 to 249 employees	—	X	X	X
	Establishments with 250 to 499 employees	—	X	X	X
	Establishments with 500 to 999 employees	—	X	X	X
	Establishments with 1,000 employees or more	—	X	X	X
447	Gasoline stations				
	All establishments	183	1 062	4 074	17 112
	Establishments with 1 to 4 employees	104	X	X	X
	Establishments with 5 to 9 employees	49	X	X	X
	Establishments with 10 to 19 employees	25	X	X	X
	Establishments with 20 to 49 employees	4	X	X	X
	Establishments with 50 to 99 employees	1	X	X	X
	Establishments with 100 to 249 employees	—	X	X	X
	Establishments with 250 to 499 employees	—	X	X	X
	Establishments with 500 to 999 employees	—	X	X	X
	Establishments with 1,000 employees or more	—	X	X	X
4471	Gasoline stations				
	All establishments	183	1 062	4 074	17 112
	Establishments with 1 to 4 employees	104	X	X	X
	Establishments with 5 to 9 employees	49	X	X	X
	Establishments with 10 to 19 employees	25	X	X	X
	Establishments with 20 to 49 employees	4	X	X	X
	Establishments with 50 to 99 employees	1	X	X	X
	Establishments with 100 to 249 employees	—	X	X	X
	Establishments with 250 to 499 employees	—	X	X	X
	Establishments with 500 to 999 employees	—	X	X	X
	Establishments with 1,000 employees or more	—	X	X	X
44711	Gasoline stations with convenience stores				
	All establishments	54	482	1 770	7 469
	Establishments with 1 to 4 employees	22	X	X	X
	Establishments with 5 to 9 employees	14	X	X	X
	Establishments with 10 to 19 employees	14	X	X	X
	Establishments with 20 to 49 employees	3	X	X	X
	Establishments with 50 to 99 employees	1	X	X	X
	Establishments with 100 to 249 employees	—	X	X	X
	Establishments with 250 to 499 employees	—	X	X	X
	Establishments with 500 to 999 employees	—	X	X	X
	Establishments with 1,000 employees or more	—	X	X	X
447110	Gasoline stations with convenience stores				
	All establishments	54	482	1 770	7 469
	Establishments with 1 to 4 employees	22	X	X	X
	Establishments with 5 to 9 employees	14	X	X	X
	Establishments with 10 to 19 employees	14	X	X	X
	Establishments with 20 to 49 employees	3	X	X	X
	Establishments with 50 to 99 employees	1	X	X	X
	Establishments with 100 to 249 employees	—	X	X	X
	Establishments with 250 to 499 employees	—	X	X	X
	Establishments with 500 to 999 employees	—	X	X	X
	Establishments with 1,000 employees or more	—	X	X	X
44719	Other gasoline stations				
	All establishments	129	580	2 304	9 643
	Establishments with 1 to 4 employees	82	X	X	X
	Establishments with 5 to 9 employees	35	X	X	X
	Establishments with 10 to 19 employees	11	X	X	X
	Establishments with 20 to 49 employees	1	X	X	X
	Establishments with 50 to 99 employees	—	X	X	X
	Establishments with 100 to 249 employees	—	X	X	X
	Establishments with 250 to 499 employees	—	X	X	X
	Establishments with 500 to 999 employees	—	X	X	X
	Establishments with 1,000 employees or more	—	X	X	X

See footnotes at end of table.

Table 5. Establishments, Employees, and Payroll by Industry and Employment Size of Establishments by County: 2004—Con.

[Excludes most government employees, railroad employees, and self-employed persons. Size class 1 to 4 employees includes establishments having payroll, but no employees, during mid-March pay period. For meaning of abbreviations and symbols, see introductory text. For explanation of terms, see Appendix A. For statement on reliability, see the note at the end of the table and Appendix C]

NAICS code	Geography, kind of business, and employment size class	Establishments (number)	Paid employees for pay period including March 12 (number)	First-quarter payroll (\$1,000)	Annual payroll (\$1,000)
	MONMOUTH—Con.				
44-45	Retail trade—Con.				
447	Gasoline stations—Con.				
4471	Gasoline stations—Con.				
44719	Other gasoline stations—Con.				
447190	Other gasoline stations				
	All establishments	129	580	2 304	9 643
	Establishments with 1 to 4 employees	82	X	X	X
	Establishments with 5 to 9 employees	35	X	X	X
	Establishments with 10 to 19 employees	11	X	X	X
	Establishments with 20 to 49 employees	1	X	X	X
	Establishments with 50 to 99 employees	—	X	X	X
	Establishments with 100 to 249 employees	—	X	X	X
	Establishments with 250 to 499 employees	—	X	X	X
	Establishments with 500 to 999 employees	—	X	X	X
	Establishments with 1,000 employees or more	—	X	X	X
448	Clothing and clothing accessories stores				
	All establishments	484	5 890	21 637	87 207
	Establishments with 1 to 4 employees	193	X	X	X
	Establishments with 5 to 9 employees	126	X	X	X
	Establishments with 10 to 19 employees	97	X	X	X
	Establishments with 20 to 49 employees	46	X	X	X
	Establishments with 50 to 99 employees	19	X	X	X
	Establishments with 100 to 249 employees	2	X	X	X
	Establishments with 250 to 499 employees	1	X	X	X
	Establishments with 500 to 999 employees	—	X	X	X
	Establishments with 1,000 employees or more	—	X	X	X
4481	Clothing stores				
	All establishments	301	4 823	16 371	65 258
	Establishments with 1 to 4 employees	110	X	X	X
	Establishments with 5 to 9 employees	53	X	X	X
	Establishments with 10 to 19 employees	73	X	X	X
	Establishments with 20 to 49 employees	43	X	X	X
	Establishments with 50 to 99 employees	19	X	X	X
	Establishments with 100 to 249 employees	2	X	X	X
	Establishments with 250 to 499 employees	1	X	X	X
	Establishments with 500 to 999 employees	—	X	X	X
	Establishments with 1,000 employees or more	—	X	X	X
44811	Men's clothing stores				
	All establishments	32	230	1 376	5 619
	Establishments with 1 to 4 employees	15	X	X	X
	Establishments with 5 to 9 employees	10	X	X	X
	Establishments with 10 to 19 employees	4	X	X	X
	Establishments with 20 to 49 employees	3	X	X	X
	Establishments with 50 to 99 employees	—	X	X	X
	Establishments with 100 to 249 employees	—	X	X	X
	Establishments with 250 to 499 employees	—	X	X	X
	Establishments with 500 to 999 employees	—	X	X	X
	Establishments with 1,000 employees or more	—	X	X	X
448110	Men's clothing stores				
	All establishments	32	230	1 376	5 619
	Establishments with 1 to 4 employees	15	X	X	X
	Establishments with 5 to 9 employees	10	X	X	X
	Establishments with 10 to 19 employees	4	X	X	X
	Establishments with 20 to 49 employees	3	X	X	X
	Establishments with 50 to 99 employees	—	X	X	X
	Establishments with 100 to 249 employees	—	X	X	X
	Establishments with 250 to 499 employees	—	X	X	X
	Establishments with 500 to 999 employees	—	X	X	X
	Establishments with 1,000 employees or more	—	X	X	X
44812	Women's clothing stores				
	All establishments	107	1 384	3 492	14 977
	Establishments with 1 to 4 employees	35	X	X	X
	Establishments with 5 to 9 employees	20	X	X	X
	Establishments with 10 to 19 employees	33	X	X	X
	Establishments with 20 to 49 employees	16	X	X	X
	Establishments with 50 to 99 employees	3	X	X	X
	Establishments with 100 to 249 employees	—	X	X	X
	Establishments with 250 to 499 employees	—	X	X	X
	Establishments with 500 to 999 employees	—	X	X	X
	Establishments with 1,000 employees or more	—	X	X	X
448120	Women's clothing stores				
	All establishments	107	1 384	3 492	14 977
	Establishments with 1 to 4 employees	35	X	X	X
	Establishments with 5 to 9 employees	20	X	X	X
	Establishments with 10 to 19 employees	33	X	X	X
	Establishments with 20 to 49 employees	16	X	X	X
	Establishments with 50 to 99 employees	3	X	X	X
	Establishments with 100 to 249 employees	—	X	X	X
	Establishments with 250 to 499 employees	—	X	X	X
	Establishments with 500 to 999 employees	—	X	X	X
	Establishments with 1,000 employees or more	—	X	X	X

See footnotes at end of table.

Table 5. Establishments, Employees, and Payroll by Industry and Employment Size of Establishments by County: 2004—Con.

[Excludes most government employees, railroad employees, and self-employed persons. Size class 1 to 4 employees includes establishments having payroll, but no employees, during mid-March pay period. For meaning of abbreviations and symbols, see introductory text. For explanation of terms, see Appendix A. For statement on reliability, see the note at the end of the table and Appendix C]

NAICS code	Geography, kind of business, and employment size class	Establishments (number)	Paid employees for pay period including March 12 (number)	First-quarter payroll (\$1,000)	Annual payroll (\$1,000)
	MONMOUTH—Con.				
44-45	Retail trade—Con.				
448	Clothing and clothing accessories stores—Con.				
4481	Clothing stores—Con.				
44813	Children's and infants' clothing stores				
	All establishments	28	490	1 458	6 228
	Establishments with 1 to 4 employees	7	X	X	X
	Establishments with 5 to 9 employees	3	X	X	X
	Establishments with 10 to 19 employees	11	X	X	X
	Establishments with 20 to 49 employees	5	X	X	X
	Establishments with 50 to 99 employees	2	X	X	X
	Establishments with 100 to 249 employees	—	X	X	X
	Establishments with 250 to 499 employees	—	X	X	X
	Establishments with 500 to 999 employees	—	X	X	X
	Establishments with 1,000 employees or more	—	X	X	X
448130	Children's and infants' clothing stores				
	All establishments	28	490	1 458	6 228
	Establishments with 1 to 4 employees	7	X	X	X
	Establishments with 5 to 9 employees	3	X	X	X
	Establishments with 10 to 19 employees	11	X	X	X
	Establishments with 20 to 49 employees	5	X	X	X
	Establishments with 50 to 99 employees	2	X	X	X
	Establishments with 100 to 249 employees	—	X	X	X
	Establishments with 250 to 499 employees	—	X	X	X
	Establishments with 500 to 999 employees	—	X	X	X
	Establishments with 1,000 employees or more	—	X	X	X
44814	Family clothing stores				
	All establishments	65	2 163	7 117	27 903
	Establishments with 1 to 4 employees	15	X	X	X
	Establishments with 5 to 9 employees	7	X	X	X
	Establishments with 10 to 19 employees	13	X	X	X
	Establishments with 20 to 49 employees	15	X	X	X
	Establishments with 50 to 99 employees	12	X	X	X
	Establishments with 100 to 249 employees	2	X	X	X
	Establishments with 250 to 499 employees	1	X	X	X
	Establishments with 500 to 999 employees	—	X	X	X
	Establishments with 1,000 employees or more	—	X	X	X
448140	Family clothing stores				
	All establishments	65	2 163	7 117	27 903
	Establishments with 1 to 4 employees	15	X	X	X
	Establishments with 5 to 9 employees	7	X	X	X
	Establishments with 10 to 19 employees	13	X	X	X
	Establishments with 20 to 49 employees	15	X	X	X
	Establishments with 50 to 99 employees	12	X	X	X
	Establishments with 100 to 249 employees	2	X	X	X
	Establishments with 250 to 499 employees	1	X	X	X
	Establishments with 500 to 999 employees	—	X	X	X
	Establishments with 1,000 employees or more	—	X	X	X
44815	Clothing accessories stores				
	All establishments	27	140	861	4 267
	Establishments with 1 to 4 employees	16	X	X	X
	Establishments with 5 to 9 employees	6	X	X	X
	Establishments with 10 to 19 employees	5	X	X	X
	Establishments with 20 to 49 employees	—	X	X	X
	Establishments with 50 to 99 employees	—	X	X	X
	Establishments with 100 to 249 employees	—	X	X	X
	Establishments with 250 to 499 employees	—	X	X	X
	Establishments with 500 to 999 employees	—	X	X	X
	Establishments with 1,000 employees or more	—	X	X	X
448150	Clothing accessories stores				
	All establishments	27	140	861	4 267
	Establishments with 1 to 4 employees	16	X	X	X
	Establishments with 5 to 9 employees	6	X	X	X
	Establishments with 10 to 19 employees	5	X	X	X
	Establishments with 20 to 49 employees	—	X	X	X
	Establishments with 50 to 99 employees	—	X	X	X
	Establishments with 100 to 249 employees	—	X	X	X
	Establishments with 250 to 499 employees	—	X	X	X
	Establishments with 500 to 999 employees	—	X	X	X
	Establishments with 1,000 employees or more	—	X	X	X
44819	Other clothing stores				
	All establishments	42	416	2 067	6 264
	Establishments with 1 to 4 employees	22	X	X	X
	Establishments with 5 to 9 employees	7	X	X	X
	Establishments with 10 to 19 employees	7	X	X	X
	Establishments with 20 to 49 employees	4	X	X	X
	Establishments with 50 to 99 employees	2	X	X	X
	Establishments with 100 to 249 employees	—	X	X	X
	Establishments with 250 to 499 employees	—	X	X	X
	Establishments with 500 to 999 employees	—	X	X	X
	Establishments with 1,000 employees or more	—	X	X	X

See footnotes at end of table.

Table 5. Establishments, Employees, and Payroll by Industry and Employment Size of Establishments by County: 2004—Con.

[Excludes most government employees, railroad employees, and self-employed persons. Size class 1 to 4 employees includes establishments having payroll, but no employees, during mid-March pay period. For meaning of abbreviations and symbols, see introductory text. For explanation of terms, see Appendix A. For statement on reliability, see the note at the end of the table and Appendix C]

NAICS code	Geography, kind of business, and employment size class	Establishments (number)	Paid employees for pay period including March 12 (number)	First-quarter payroll (\$1,000)	Annual payroll (\$1,000)
	MONMOUTH—Con.				
44-45	Retail trade—Con.				
448	Clothing and clothing accessories stores—Con.				
4481	Clothing stores—Con.				
44819	Other clothing stores—Con.				
448190	Other clothing stores				
	All establishments	42	416	2 067	6 264
	Establishments with 1 to 4 employees	22	X	X	X
	Establishments with 5 to 9 employees	7	X	X	X
	Establishments with 10 to 19 employees	7	X	X	X
	Establishments with 20 to 49 employees	4	X	X	X
	Establishments with 50 to 99 employees	2	X	X	X
	Establishments with 100 to 249 employees	—	X	X	X
	Establishments with 250 to 499 employees	—	X	X	X
	Establishments with 500 to 999 employees	—	X	X	X
	Establishments with 1,000 employees or more	—	X	X	X
4482	Shoe stores				
	All establishments	90	597	2 158	9 137
	Establishments with 1 to 4 employees	33	X	X	X
	Establishments with 5 to 9 employees	41	X	X	X
	Establishments with 10 to 19 employees	14	X	X	X
	Establishments with 20 to 49 employees	2	X	X	X
	Establishments with 50 to 99 employees	—	X	X	X
	Establishments with 100 to 249 employees	—	X	X	X
	Establishments with 250 to 499 employees	—	X	X	X
	Establishments with 500 to 999 employees	—	X	X	X
	Establishments with 1,000 employees or more	—	X	X	X
44821	Shoe stores				
	All establishments	90	597	2 158	9 137
	Establishments with 1 to 4 employees	33	X	X	X
	Establishments with 5 to 9 employees	41	X	X	X
	Establishments with 10 to 19 employees	14	X	X	X
	Establishments with 20 to 49 employees	2	X	X	X
	Establishments with 50 to 99 employees	—	X	X	X
	Establishments with 100 to 249 employees	—	X	X	X
	Establishments with 250 to 499 employees	—	X	X	X
	Establishments with 500 to 999 employees	—	X	X	X
	Establishments with 1,000 employees or more	—	X	X	X
448210	Shoe stores				
	All establishments	90	597	2 158	9 137
	Establishments with 1 to 4 employees	33	X	X	X
	Establishments with 5 to 9 employees	41	X	X	X
	Establishments with 10 to 19 employees	14	X	X	X
	Establishments with 20 to 49 employees	2	X	X	X
	Establishments with 50 to 99 employees	—	X	X	X
	Establishments with 100 to 249 employees	—	X	X	X
	Establishments with 250 to 499 employees	—	X	X	X
	Establishments with 500 to 999 employees	—	X	X	X
	Establishments with 1,000 employees or more	—	X	X	X
4483	Jewelry, luggage, and leather goods stores				
	All establishments	93	470	3 108	12 812
	Establishments with 1 to 4 employees	50	X	X	X
	Establishments with 5 to 9 employees	32	X	X	X
	Establishments with 10 to 19 employees	10	X	X	X
	Establishments with 20 to 49 employees	1	X	X	X
	Establishments with 50 to 99 employees	—	X	X	X
	Establishments with 100 to 249 employees	—	X	X	X
	Establishments with 250 to 499 employees	—	X	X	X
	Establishments with 500 to 999 employees	—	X	X	X
	Establishments with 1,000 employees or more	—	X	X	X
44831	Jewelry stores				
	All establishments	89	e	D	D
	Establishments with 1 to 4 employees	49	X	X	X
	Establishments with 5 to 9 employees	29	X	X	X
	Establishments with 10 to 19 employees	10	X	X	X
	Establishments with 20 to 49 employees	1	X	X	X
	Establishments with 50 to 99 employees	—	X	X	X
	Establishments with 100 to 249 employees	—	X	X	X
	Establishments with 250 to 499 employees	—	X	X	X
	Establishments with 500 to 999 employees	—	X	X	X
	Establishments with 1,000 employees or more	—	X	X	X
448310	Jewelry stores				
	All establishments	89	e	D	D
	Establishments with 1 to 4 employees	49	X	X	X
	Establishments with 5 to 9 employees	29	X	X	X
	Establishments with 10 to 19 employees	10	X	X	X
	Establishments with 20 to 49 employees	1	X	X	X
	Establishments with 50 to 99 employees	—	X	X	X
	Establishments with 100 to 249 employees	—	X	X	X
	Establishments with 250 to 499 employees	—	X	X	X
	Establishments with 500 to 999 employees	—	X	X	X
	Establishments with 1,000 employees or more	—	X	X	X

See footnotes at end of table.

Table 5. Establishments, Employees, and Payroll by Industry and Employment Size of Establishments by County: 2004—Con.

[Excludes most government employees, railroad employees, and self-employed persons. Size class 1 to 4 employees includes establishments having payroll, but no employees, during mid-March pay period. For meaning of abbreviations and symbols, see introductory text. For explanation of terms, see Appendix A. For statement on reliability, see the note at the end of the table and Appendix C]

NAICS code	Geography, kind of business, and employment size class	Establishments (number)	Paid employees for pay period including March 12 (number)	First-quarter payroll (\$1,000)	Annual payroll (\$1,000)
	MONMOUTH—Con.				
44-45	Retail trade—Con.				
451	Sporting goods, hobby, book, and music stores				
	All establishments	160	1 650	6 441	27 900
	Establishments with 1 to 4 employees	77	X	X	X
	Establishments with 5 to 9 employees	34	X	X	X
	Establishments with 10 to 19 employees	25	X	X	X
	Establishments with 20 to 49 employees	15	X	X	X
	Establishments with 50 to 99 employees	9	X	X	X
	Establishments with 100 to 249 employees	—	X	X	X
	Establishments with 250 to 499 employees	—	X	X	X
	Establishments with 500 to 999 employees	—	X	X	X
	Establishments with 1,000 employees or more	—	X	X	X
4511	Sporting goods, hobby, and musical instrument stores				
	All establishments	127	1 224	5 181	22 907
	Establishments with 1 to 4 employees	60	X	X	X
	Establishments with 5 to 9 employees	28	X	X	X
	Establishments with 10 to 19 employees	21	X	X	X
	Establishments with 20 to 49 employees	13	X	X	X
	Establishments with 50 to 99 employees	5	X	X	X
	Establishments with 100 to 249 employees	—	X	X	X
	Establishments with 250 to 499 employees	—	X	X	X
	Establishments with 500 to 999 employees	—	X	X	X
	Establishments with 1,000 employees or more	—	X	X	X
45111	Sporting goods stores				
	All establishments	75	563	2 532	11 126
	Establishments with 1 to 4 employees	41	X	X	X
	Establishments with 5 to 9 employees	16	X	X	X
	Establishments with 10 to 19 employees	11	X	X	X
	Establishments with 20 to 49 employees	6	X	X	X
	Establishments with 50 to 99 employees	1	X	X	X
	Establishments with 100 to 249 employees	—	X	X	X
	Establishments with 250 to 499 employees	—	X	X	X
	Establishments with 500 to 999 employees	—	X	X	X
	Establishments with 1,000 employees or more	—	X	X	X
451110	Sporting goods stores				
	All establishments	75	563	2 532	11 126
	Establishments with 1 to 4 employees	41	X	X	X
	Establishments with 5 to 9 employees	16	X	X	X
	Establishments with 10 to 19 employees	11	X	X	X
	Establishments with 20 to 49 employees	6	X	X	X
	Establishments with 50 to 99 employees	1	X	X	X
	Establishments with 100 to 249 employees	—	X	X	X
	Establishments with 250 to 499 employees	—	X	X	X
	Establishments with 500 to 999 employees	—	X	X	X
	Establishments with 1,000 employees or more	—	X	X	X
45112	Hobby, toy, and game stores				
	All establishments	34	541	2 003	9 166
	Establishments with 1 to 4 employees	12	X	X	X
	Establishments with 5 to 9 employees	7	X	X	X
	Establishments with 10 to 19 employees	4	X	X	X
	Establishments with 20 to 49 employees	7	X	X	X
	Establishments with 50 to 99 employees	4	X	X	X
	Establishments with 100 to 249 employees	—	X	X	X
	Establishments with 250 to 499 employees	—	X	X	X
	Establishments with 500 to 999 employees	—	X	X	X
	Establishments with 1,000 employees or more	—	X	X	X
451120	Hobby, toy, and game stores				
	All establishments	34	541	2 003	9 166
	Establishments with 1 to 4 employees	12	X	X	X
	Establishments with 5 to 9 employees	7	X	X	X
	Establishments with 10 to 19 employees	4	X	X	X
	Establishments with 20 to 49 employees	7	X	X	X
	Establishments with 50 to 99 employees	4	X	X	X
	Establishments with 100 to 249 employees	—	X	X	X
	Establishments with 250 to 499 employees	—	X	X	X
	Establishments with 500 to 999 employees	—	X	X	X
	Establishments with 1,000 employees or more	—	X	X	X
4512	Book, periodical, and music stores				
	All establishments	33	426	1 260	4 993
	Establishments with 1 to 4 employees	17	X	X	X
	Establishments with 5 to 9 employees	6	X	X	X
	Establishments with 10 to 19 employees	4	X	X	X
	Establishments with 20 to 49 employees	2	X	X	X
	Establishments with 50 to 99 employees	4	X	X	X
	Establishments with 100 to 249 employees	—	X	X	X
	Establishments with 250 to 499 employees	—	X	X	X
	Establishments with 500 to 999 employees	—	X	X	X
	Establishments with 1,000 employees or more	—	X	X	X

See footnotes at end of table.

Table 5. Establishments, Employees, and Payroll by Industry and Employment Size of Establishments by County: 2004—Con.

[Excludes most government employees, railroad employees, and self-employed persons. Size class 1 to 4 employees includes establishments having payroll, but no employees, during mid-March pay period. For meaning of abbreviations and symbols, see introductory text. For explanation of terms, see Appendix A. For statement on reliability, see the note at the end of the table and Appendix C]

NAICS code	Geography, kind of business, and employment size class	Establishments (number)	Paid employees for pay period including March 12 (number)	First-quarter payroll (\$1,000)	Annual payroll (\$1,000)
	MONMOUTH—Con.				
44-45	Retail trade—Con.				
451	Sporting goods, hobby, book, and music stores—Con.				
4512	Book, periodical, and music stores—Con.				
45121	Book stores and news dealers				
	All establishments	19	302	950	3 740
	Establishments with 1 to 4 employees	10	X	X	X
	Establishments with 5 to 9 employees	2	X	X	X
	Establishments with 10 to 19 employees	2	X	X	X
	Establishments with 20 to 49 employees	2	X	X	X
	Establishments with 50 to 99 employees	2	X	X	X
	Establishments with 100 to 249 employees	1	X	X	X
	Establishments with 250 to 499 employees	1	X	X	X
	Establishments with 500 to 999 employees	1	X	X	X
	Establishments with 1,000 employees or more	1	X	X	X
451211	Book stores				
	All establishments	16	e	D	D
	Establishments with 1 to 4 employees	7	X	X	X
	Establishments with 5 to 9 employees	2	X	X	X
	Establishments with 10 to 19 employees	2	X	X	X
	Establishments with 20 to 49 employees	2	X	X	X
	Establishments with 50 to 99 employees	3	X	X	X
	Establishments with 100 to 249 employees	1	X	X	X
	Establishments with 250 to 499 employees	1	X	X	X
	Establishments with 500 to 999 employees	1	X	X	X
	Establishments with 1,000 employees or more	1	X	X	X
45122	Prerecorded tape, compact disc, and record stores				
	All establishments	14	124	310	1 253
	Establishments with 1 to 4 employees	7	X	X	X
	Establishments with 5 to 9 employees	4	X	X	X
	Establishments with 10 to 19 employees	2	X	X	X
	Establishments with 20 to 49 employees	1	X	X	X
	Establishments with 50 to 99 employees	1	X	X	X
	Establishments with 100 to 249 employees	1	X	X	X
	Establishments with 250 to 499 employees	1	X	X	X
	Establishments with 500 to 999 employees	1	X	X	X
	Establishments with 1,000 employees or more	1	X	X	X
451220	Prerecorded tape, compact disc, and record stores				
	All establishments	14	124	310	1 253
	Establishments with 1 to 4 employees	7	X	X	X
	Establishments with 5 to 9 employees	4	X	X	X
	Establishments with 10 to 19 employees	2	X	X	X
	Establishments with 20 to 49 employees	1	X	X	X
	Establishments with 50 to 99 employees	1	X	X	X
	Establishments with 100 to 249 employees	1	X	X	X
	Establishments with 250 to 499 employees	1	X	X	X
	Establishments with 500 to 999 employees	1	X	X	X
	Establishments with 1,000 employees or more	1	X	X	X
452	General merchandise stores				
	All establishments	73	5 206	21 066	88 902
	Establishments with 1 to 4 employees	23	X	X	X
	Establishments with 5 to 9 employees	12	X	X	X
	Establishments with 10 to 19 employees	6	X	X	X
	Establishments with 20 to 49 employees	3	X	X	X
	Establishments with 50 to 99 employees	8	X	X	X
	Establishments with 100 to 249 employees	16	X	X	X
	Establishments with 250 to 499 employees	5	X	X	X
	Establishments with 500 to 999 employees	1	X	X	X
	Establishments with 1,000 employees or more	1	X	X	X
4521	Department stores				
	All establishments	28	4 359	16 746	70 473
	Establishments with 1 to 4 employees	2	X	X	X
	Establishments with 5 to 9 employees	1	X	X	X
	Establishments with 10 to 19 employees	1	X	X	X
	Establishments with 20 to 49 employees	1	X	X	X
	Establishments with 50 to 99 employees	6	X	X	X
	Establishments with 100 to 249 employees	14	X	X	X
	Establishments with 250 to 499 employees	5	X	X	X
	Establishments with 500 to 999 employees	1	X	X	X
	Establishments with 1,000 employees or more	1	X	X	X
45211	Department stores				
	All establishments	28	4 359	16 746	70 473
	Establishments with 1 to 4 employees	2	X	X	X
	Establishments with 5 to 9 employees	1	X	X	X
	Establishments with 10 to 19 employees	1	X	X	X
	Establishments with 20 to 49 employees	1	X	X	X
	Establishments with 50 to 99 employees	6	X	X	X
	Establishments with 100 to 249 employees	14	X	X	X
	Establishments with 250 to 499 employees	5	X	X	X
	Establishments with 500 to 999 employees	1	X	X	X
	Establishments with 1,000 employees or more	1	X	X	X

See footnotes at end of table.

Table 5. Establishments, Employees, and Payroll by Industry and Employment Size of Establishments by County: 2004—Con.

[Excludes most government employees, railroad employees, and self-employed persons. Size class 1 to 4 employees includes establishments having payroll, but no employees, during mid-March pay period. For meaning of abbreviations and symbols, see introductory text. For explanation of terms, see Appendix A. For statement on reliability, see the note at the end of the table and Appendix C]

NAICS code	Geography, kind of business, and employment size class	Establishments (number)	Paid employees for pay period including March 12 (number)	First-quarter payroll (\$1,000)	Annual payroll (\$1,000)
	MONMOUTH—Con.				
44-45	Retail trade—Con.				
452	General merchandise stores—Con.				
4521	Department stores—Con.				
45211	Department stores—Con.				
452111	Department stores (except discount department stores)				
	All establishments	10	1 856	7 833	33 493
	Establishments with 1 to 4 employees	1	X	X	X
	Establishments with 5 to 9 employees	—	X	X	X
	Establishments with 10 to 19 employees	—	X	X	X
	Establishments with 20 to 49 employees	—	X	X	X
	Establishments with 50 to 99 employees	—	X	X	X
	Establishments with 100 to 249 employees	8	X	X	X
	Establishments with 250 to 499 employees	1	X	X	X
	Establishments with 500 to 999 employees	—	X	X	X
	Establishments with 1,000 employees or more	—	X	X	X
452112	Discount department stores				
	All establishments	18	2 503	8 913	36 980
	Establishments with 1 to 4 employees	1	X	X	X
	Establishments with 5 to 9 employees	—	X	X	X
	Establishments with 10 to 19 employees	1	X	X	X
	Establishments with 20 to 49 employees	—	X	X	X
	Establishments with 50 to 99 employees	6	X	X	X
	Establishments with 100 to 249 employees	6	X	X	X
	Establishments with 250 to 499 employees	4	X	X	X
	Establishments with 500 to 999 employees	—	X	X	X
	Establishments with 1,000 employees or more	—	X	X	X
4529	Other general merchandise stores				
	All establishments	45	847	4 320	18 429
	Establishments with 1 to 4 employees	21	X	X	X
	Establishments with 5 to 9 employees	12	X	X	X
	Establishments with 10 to 19 employees	5	X	X	X
	Establishments with 20 to 49 employees	3	X	X	X
	Establishments with 50 to 99 employees	2	X	X	X
	Establishments with 100 to 249 employees	2	X	X	X
	Establishments with 250 to 499 employees	—	X	X	X
	Establishments with 500 to 999 employees	—	X	X	X
	Establishments with 1,000 employees or more	—	X	X	X
45291	Warehouse clubs and supercenters				
	All establishments	3	528	3 130	13 948
	Establishments with 1 to 4 employees	—	X	X	X
	Establishments with 5 to 9 employees	—	X	X	X
	Establishments with 10 to 19 employees	—	X	X	X
	Establishments with 20 to 49 employees	—	X	X	X
	Establishments with 50 to 99 employees	1	X	X	X
	Establishments with 100 to 249 employees	2	X	X	X
	Establishments with 250 to 499 employees	—	X	X	X
	Establishments with 500 to 999 employees	—	X	X	X
	Establishments with 1,000 employees or more	—	X	X	X
452910	Warehouse clubs and supercenters				
	All establishments	3	528	3 130	13 948
	Establishments with 1 to 4 employees	—	X	X	X
	Establishments with 5 to 9 employees	—	X	X	X
	Establishments with 10 to 19 employees	—	X	X	X
	Establishments with 20 to 49 employees	—	X	X	X
	Establishments with 50 to 99 employees	1	X	X	X
	Establishments with 100 to 249 employees	2	X	X	X
	Establishments with 250 to 499 employees	—	X	X	X
	Establishments with 500 to 999 employees	—	X	X	X
	Establishments with 1,000 employees or more	—	X	X	X
45299	All other general merchandise stores				
	All establishments	42	319	1 190	4 481
	Establishments with 1 to 4 employees	21	X	X	X
	Establishments with 5 to 9 employees	12	X	X	X
	Establishments with 10 to 19 employees	5	X	X	X
	Establishments with 20 to 49 employees	3	X	X	X
	Establishments with 50 to 99 employees	1	X	X	X
	Establishments with 100 to 249 employees	—	X	X	X
	Establishments with 250 to 499 employees	—	X	X	X
	Establishments with 500 to 999 employees	—	X	X	X
	Establishments with 1,000 employees or more	—	X	X	X
452990	All other general merchandise stores				
	All establishments	42	319	1 190	4 481
	Establishments with 1 to 4 employees	21	X	X	X
	Establishments with 5 to 9 employees	12	X	X	X
	Establishments with 10 to 19 employees	5	X	X	X
	Establishments with 20 to 49 employees	3	X	X	X
	Establishments with 50 to 99 employees	1	X	X	X
	Establishments with 100 to 249 employees	—	X	X	X
	Establishments with 250 to 499 employees	—	X	X	X
	Establishments with 500 to 999 employees	—	X	X	X
	Establishments with 1,000 employees or more	—	X	X	X

See footnotes at end of table.

Table 5. Establishments, Employees, and Payroll by Industry and Employment Size of Establishments by County: 2004—Con.

[Excludes most government employees, railroad employees, and self-employed persons. Size class 1 to 4 employees includes establishments having payroll, but no employees, during mid-March pay period. For meaning of abbreviations and symbols, see introductory text. For explanation of terms, see Appendix A. For statement on reliability, see the note at the end of the table and Appendix C]

NAICS code	Geography, kind of business, and employment size class	Establishments (number)	Paid employees for pay period including March 12 (number)	First-quarter payroll (\$1,000)	Annual payroll (\$1,000)
	MONMOUTH—Con.				
44-45	Retail trade—Con.				
452	General merchandise stores—Con.				
4529	Other general merchandise stores—Con.				
45299	All other general merchandise stores—Con.				
452990	All other general merchandise stores—Con.				
	All establishments—Con.				
	Establishments with 1,000 employees or more	—	X	X	X
453	Miscellaneous store retailers				
	All establishments	314	1 944	8 863	38 738
	Establishments with 1 to 4 employees	200	X	X	X
	Establishments with 5 to 9 employees	58	X	X	X
	Establishments with 10 to 19 employees	30	X	X	X
	Establishments with 20 to 49 employees	25	X	X	X
	Establishments with 50 to 99 employees	1	X	X	X
	Establishments with 100 to 249 employees	—	X	X	X
	Establishments with 250 to 499 employees	—	X	X	X
	Establishments with 500 to 999 employees	—	X	X	X
	Establishments with 1,000 employees or more	—	X	X	X
4531	Florists				
	All establishments	71	288	1 051	4 435
	Establishments with 1 to 4 employees	50	X	X	X
	Establishments with 5 to 9 employees	15	X	X	X
	Establishments with 10 to 19 employees	5	X	X	X
	Establishments with 20 to 49 employees	1	X	X	X
	Establishments with 50 to 99 employees	—	X	X	X
	Establishments with 100 to 249 employees	—	X	X	X
	Establishments with 250 to 499 employees	—	X	X	X
	Establishments with 500 to 999 employees	—	X	X	X
	Establishments with 1,000 employees or more	—	X	X	X
45311	Florists				
	All establishments	71	288	1 051	4 435
	Establishments with 1 to 4 employees	50	X	X	X
	Establishments with 5 to 9 employees	15	X	X	X
	Establishments with 10 to 19 employees	5	X	X	X
	Establishments with 20 to 49 employees	1	X	X	X
	Establishments with 50 to 99 employees	—	X	X	X
	Establishments with 100 to 249 employees	—	X	X	X
	Establishments with 250 to 499 employees	—	X	X	X
	Establishments with 500 to 999 employees	—	X	X	X
	Establishments with 1,000 employees or more	—	X	X	X
453110	Florists				
	All establishments	71	288	1 051	4 435
	Establishments with 1 to 4 employees	50	X	X	X
	Establishments with 5 to 9 employees	15	X	X	X
	Establishments with 10 to 19 employees	5	X	X	X
	Establishments with 20 to 49 employees	1	X	X	X
	Establishments with 50 to 99 employees	—	X	X	X
	Establishments with 100 to 249 employees	—	X	X	X
	Establishments with 250 to 499 employees	—	X	X	X
	Establishments with 500 to 999 employees	—	X	X	X
	Establishments with 1,000 employees or more	—	X	X	X
4532	Office supplies, stationery, and gift stores				
	All establishments	110	861	3 483	14 189
	Establishments with 1 to 4 employees	56	X	X	X
	Establishments with 5 to 9 employees	26	X	X	X
	Establishments with 10 to 19 employees	13	X	X	X
	Establishments with 20 to 49 employees	15	X	X	X
	Establishments with 50 to 99 employees	—	X	X	X
	Establishments with 100 to 249 employees	—	X	X	X
	Establishments with 250 to 499 employees	—	X	X	X
	Establishments with 500 to 999 employees	—	X	X	X
	Establishments with 1,000 employees or more	—	X	X	X
45321	Office supplies and stationery stores				
	All establishments	25	314	1 485	6 071
	Establishments with 1 to 4 employees	11	X	X	X
	Establishments with 5 to 9 employees	6	X	X	X
	Establishments with 10 to 19 employees	1	X	X	X
	Establishments with 20 to 49 employees	7	X	X	X
	Establishments with 50 to 99 employees	—	X	X	X
	Establishments with 100 to 249 employees	—	X	X	X
	Establishments with 250 to 499 employees	—	X	X	X
	Establishments with 500 to 999 employees	—	X	X	X
	Establishments with 1,000 employees or more	—	X	X	X

See footnotes at end of table.

Table 5. Establishments, Employees, and Payroll by Industry and Employment Size of Establishments by County: 2004—Con.

[Excludes most government employees, railroad employees, and self-employed persons. Size class 1 to 4 employees includes establishments having payroll, but no employees, during mid-March pay period. For meaning of abbreviations and symbols, see introductory text. For explanation of terms, see Appendix A. For statement on reliability, see the note at the end of the table and Appendix C]

NAICS code	Geography, kind of business, and employment size class	Establishments (number)	Paid employees for pay period including March 12 (number)	First-quarter payroll (\$1,000)	Annual payroll (\$1,000)
	MONMOUTH—Con.				
44-45	Retail trade—Con.				
453	Miscellaneous store retailers—Con.				
4532	Office supplies, stationery, and gift stores—Con.				
45321	Office supplies and stationery stores—Con.				
453210	Office supplies and stationery stores				
	All establishments	25	314	1 485	6 071
	Establishments with 1 to 4 employees	11	X	X	X
	Establishments with 5 to 9 employees	6	X	X	X
	Establishments with 10 to 19 employees	1	X	X	X
	Establishments with 20 to 49 employees	7	X	X	X
	Establishments with 50 to 99 employees	—	X	X	X
	Establishments with 100 to 249 employees	—	X	X	X
	Establishments with 250 to 499 employees	—	X	X	X
	Establishments with 500 to 999 employees	—	X	X	X
	Establishments with 1,000 employees or more	—	X	X	X
45322	Gift, novelty, and souvenir stores				
	All establishments	85	547	1 998	8 118
	Establishments with 1 to 4 employees	45	X	X	X
	Establishments with 5 to 9 employees	20	X	X	X
	Establishments with 10 to 19 employees	12	X	X	X
	Establishments with 20 to 49 employees	8	X	X	X
	Establishments with 50 to 99 employees	—	X	X	X
	Establishments with 100 to 249 employees	—	X	X	X
	Establishments with 250 to 499 employees	—	X	X	X
	Establishments with 500 to 999 employees	—	X	X	X
	Establishments with 1,000 employees or more	—	X	X	X
453220	Gift, novelty, and souvenir stores				
	All establishments	85	547	1 998	8 118
	Establishments with 1 to 4 employees	45	X	X	X
	Establishments with 5 to 9 employees	20	X	X	X
	Establishments with 10 to 19 employees	12	X	X	X
	Establishments with 20 to 49 employees	8	X	X	X
	Establishments with 50 to 99 employees	—	X	X	X
	Establishments with 100 to 249 employees	—	X	X	X
	Establishments with 250 to 499 employees	—	X	X	X
	Establishments with 500 to 999 employees	—	X	X	X
	Establishments with 1,000 employees or more	—	X	X	X
4539	Other miscellaneous store retailers				
	All establishments	105	727	4 114	18 997
	Establishments with 1 to 4 employees	70	X	X	X
	Establishments with 5 to 9 employees	14	X	X	X
	Establishments with 10 to 19 employees	11	X	X	X
	Establishments with 20 to 49 employees	9	X	X	X
	Establishments with 50 to 99 employees	1	X	X	X
	Establishments with 100 to 249 employees	—	X	X	X
	Establishments with 250 to 499 employees	—	X	X	X
	Establishments with 500 to 999 employees	—	X	X	X
	Establishments with 1,000 employees or more	—	X	X	X
45391	Pet and pet supplies stores				
	All establishments	22	299	1 397	5 901
	Establishments with 1 to 4 employees	6	X	X	X
	Establishments with 5 to 9 employees	5	X	X	X
	Establishments with 10 to 19 employees	7	X	X	X
	Establishments with 20 to 49 employees	4	X	X	X
	Establishments with 50 to 99 employees	—	X	X	X
	Establishments with 100 to 249 employees	—	X	X	X
	Establishments with 250 to 499 employees	—	X	X	X
	Establishments with 500 to 999 employees	—	X	X	X
	Establishments with 1,000 employees or more	—	X	X	X
453910	Pet and pet supplies stores				
	All establishments	22	299	1 397	5 901
	Establishments with 1 to 4 employees	6	X	X	X
	Establishments with 5 to 9 employees	5	X	X	X
	Establishments with 10 to 19 employees	7	X	X	X
	Establishments with 20 to 49 employees	4	X	X	X
	Establishments with 50 to 99 employees	—	X	X	X
	Establishments with 100 to 249 employees	—	X	X	X
	Establishments with 250 to 499 employees	—	X	X	X
	Establishments with 500 to 999 employees	—	X	X	X
	Establishments with 1,000 employees or more	—	X	X	X
45399	All other miscellaneous store retailers				
	All establishments	70	406	2 627	12 662
	Establishments with 1 to 4 employees	52	X	X	X
	Establishments with 5 to 9 employees	8	X	X	X
	Establishments with 10 to 19 employees	4	X	X	X
	Establishments with 20 to 49 employees	5	X	X	X
	Establishments with 50 to 99 employees	1	X	X	X
	Establishments with 100 to 249 employees	—	X	X	X
	Establishments with 250 to 499 employees	—	X	X	X
	Establishments with 500 to 999 employees	—	X	X	X
	Establishments with 1,000 employees or more	—	X	X	X

See footnotes at end of table.

Table 5. Establishments, Employees, and Payroll by Industry and Employment Size of Establishments by County: 2004—Con.

[Excludes most government employees, railroad employees, and self-employed persons. Size class 1 to 4 employees includes establishments having payroll, but no employees, during mid-March pay period. For meaning of abbreviations and symbols, see introductory text. For explanation of terms, see Appendix A. For statement on reliability, see the note at the end of the table and Appendix C]

NAICS code	Geography, kind of business, and employment size class	Establishments (number)	Paid employees for pay period including March 12 (number)	First-quarter payroll (\$1,000)	Annual payroll (\$1,000)
	MONMOUTH—Con.				
44-45	Retail trade—Con.				
453	Miscellaneous store retailers—Con.				
4539	Other miscellaneous store retailers—Con.				
45399	All other miscellaneous store retailers—Con.				
453998	All other miscellaneous store retailers (except tobacco stores)				
	All establishments	59	392	2 547	12 304
	Establishments with 1 to 4 employees	41	X	X	X
	Establishments with 5 to 9 employees	8	X	X	X
	Establishments with 10 to 19 employees	4	X	X	X
	Establishments with 20 to 49 employees	5	X	X	X
	Establishments with 50 to 99 employees	1	X	X	X
	Establishments with 100 to 249 employees	—	X	X	X
	Establishments with 250 to 499 employees	—	X	X	X
	Establishments with 500 to 999 employees	—	X	X	X
	Establishments with 1,000 employees or more	—	X	X	X
454	Nonstore retailers				
	All establishments	139	1 118	9 310	39 321
	Establishments with 1 to 4 employees	79	X	X	X
	Establishments with 5 to 9 employees	25	X	X	X
	Establishments with 10 to 19 employees	26	X	X	X
	Establishments with 20 to 49 employees	6	X	X	X
	Establishments with 50 to 99 employees	2	X	X	X
	Establishments with 100 to 249 employees	1	X	X	X
	Establishments with 250 to 499 employees	—	X	X	X
	Establishments with 500 to 999 employees	—	X	X	X
	Establishments with 1,000 employees or more	—	X	X	X
4541	Electronic shopping and mail-order houses				
	All establishments	48	560	4 691	18 830
	Establishments with 1 to 4 employees	26	X	X	X
	Establishments with 5 to 9 employees	8	X	X	X
	Establishments with 10 to 19 employees	9	X	X	X
	Establishments with 20 to 49 employees	3	X	X	X
	Establishments with 50 to 99 employees	1	X	X	X
	Establishments with 100 to 249 employees	1	X	X	X
	Establishments with 250 to 499 employees	—	X	X	X
	Establishments with 500 to 999 employees	—	X	X	X
	Establishments with 1,000 employees or more	—	X	X	X
45411	Electronic shopping and mail-order houses				
	All establishments	48	560	4 691	18 830
	Establishments with 1 to 4 employees	26	X	X	X
	Establishments with 5 to 9 employees	8	X	X	X
	Establishments with 10 to 19 employees	9	X	X	X
	Establishments with 20 to 49 employees	3	X	X	X
	Establishments with 50 to 99 employees	1	X	X	X
	Establishments with 100 to 249 employees	1	X	X	X
	Establishments with 250 to 499 employees	—	X	X	X
	Establishments with 500 to 999 employees	—	X	X	X
	Establishments with 1,000 employees or more	—	X	X	X
454111	Electronic shopping				
	All establishments	10	231	1 459	7 101
	Establishments with 1 to 4 employees	7	X	X	X
	Establishments with 5 to 9 employees	—	X	X	X
	Establishments with 10 to 19 employees	1	X	X	X
	Establishments with 20 to 49 employees	1	X	X	X
	Establishments with 50 to 99 employees	—	X	X	X
	Establishments with 100 to 249 employees	1	X	X	X
	Establishments with 250 to 499 employees	—	X	X	X
	Establishments with 500 to 999 employees	—	X	X	X
	Establishments with 1,000 employees or more	—	X	X	X
454113	Mail-order houses				
	All establishments	35	328	3 229	11 706
	Establishments with 1 to 4 employees	16	X	X	X
	Establishments with 5 to 9 employees	8	X	X	X
	Establishments with 10 to 19 employees	8	X	X	X
	Establishments with 20 to 49 employees	2	X	X	X
	Establishments with 50 to 99 employees	1	X	X	X
	Establishments with 100 to 249 employees	—	X	X	X
	Establishments with 250 to 499 employees	—	X	X	X
	Establishments with 500 to 999 employees	—	X	X	X
	Establishments with 1,000 employees or more	—	X	X	X
4543	Direct selling establishments				
	All establishments	83	490	4 192	18 607
	Establishments with 1 to 4 employees	49	X	X	X
	Establishments with 5 to 9 employees	16	X	X	X
	Establishments with 10 to 19 employees	15	X	X	X
	Establishments with 20 to 49 employees	2	X	X	X
	Establishments with 50 to 99 employees	1	X	X	X
	Establishments with 100 to 249 employees	—	X	X	X
	Establishments with 250 to 499 employees	—	X	X	X
	Establishments with 500 to 999 employees	—	X	X	X
	Establishments with 1,000 employees or more	—	X	X	X

See footnotes at end of table.

Table 5. Establishments, Employees, and Payroll by Industry and Employment Size of Establishments by County: 2004—Con.

[Excludes most government employees, railroad employees, and self-employed persons. Size class 1 to 4 employees includes establishments having payroll, but no employees, during mid-March pay period. For meaning of abbreviations and symbols, see introductory text. For explanation of terms, see Appendix A. For statement on reliability, see the note at the end of the table and Appendix C]

NAICS code	Geography, kind of business, and employment size class	Establishments (number)	Paid employees for pay period including March 12 (number)	First-quarter payroll (\$1,000)	Annual payroll (\$1,000)
	MONMOUTH—Con.				
44-45	Retail trade—Con.				
454	Nonstore retailers—Con.				
4543	Direct selling establishments—Con.				
45431	Fuel dealers				
	All establishments	23	233	2 454	10 214
	Establishments with 1 to 4 employees	9	X	X	X
	Establishments with 5 to 9 employees	5	X	X	X
	Establishments with 10 to 19 employees	7	X	X	X
	Establishments with 20 to 49 employees	1	X	X	X
	Establishments with 50 to 99 employees	1	X	X	X
	Establishments with 100 to 249 employees	—	X	X	X
	Establishments with 250 to 499 employees	—	X	X	X
	Establishments with 500 to 999 employees	—	X	X	X
	Establishments with 1,000 employees or more	—	X	X	X
454311	Heating oil dealers				
	All establishments	16	199	2 150	9 087
	Establishments with 1 to 4 employees	4	X	X	X
	Establishments with 5 to 9 employees	4	X	X	X
	Establishments with 10 to 19 employees	6	X	X	X
	Establishments with 20 to 49 employees	1	X	X	X
	Establishments with 50 to 99 employees	1	X	X	X
	Establishments with 100 to 249 employees	—	X	X	X
	Establishments with 250 to 499 employees	—	X	X	X
	Establishments with 500 to 999 employees	—	X	X	X
	Establishments with 1,000 employees or more	—	X	X	X
45439	Other direct selling establishments				
	All establishments	60	257	1 738	8 393
	Establishments with 1 to 4 employees	40	X	X	X
	Establishments with 5 to 9 employees	11	X	X	X
	Establishments with 10 to 19 employees	8	X	X	X
	Establishments with 20 to 49 employees	1	X	X	X
	Establishments with 50 to 99 employees	—	X	X	X
	Establishments with 100 to 249 employees	—	X	X	X
	Establishments with 250 to 499 employees	—	X	X	X
	Establishments with 500 to 999 employees	—	X	X	X
	Establishments with 1,000 employees or more	—	X	X	X
454390	Other direct selling establishments				
	All establishments	60	257	1 738	8 393
	Establishments with 1 to 4 employees	40	X	X	X
	Establishments with 5 to 9 employees	11	X	X	X
	Establishments with 10 to 19 employees	8	X	X	X
	Establishments with 20 to 49 employees	1	X	X	X
	Establishments with 50 to 99 employees	—	X	X	X
	Establishments with 100 to 249 employees	—	X	X	X
	Establishments with 250 to 499 employees	—	X	X	X
	Establishments with 500 to 999 employees	—	X	X	X
	Establishments with 1,000 employees or more	—	X	X	X
48-49	Transportation and warehousing				
	All establishments	392	5 626	35 554	158 566
	Establishments with 1 to 4 employees	251	X	X	X
	Establishments with 5 to 9 employees	57	X	X	X
	Establishments with 10 to 19 employees	34	X	X	X
	Establishments with 20 to 49 employees	20	X	X	X
	Establishments with 50 to 99 employees	15	X	X	X
	Establishments with 100 to 249 employees	13	X	X	X
	Establishments with 250 to 499 employees	2	X	X	X
	Establishments with 500 to 999 employees	—	X	X	X
	Establishments with 1,000 employees or more	—	X	X	X
484	Truck transportation				
	All establishments	147	965	7 952	38 106
	Establishments with 1 to 4 employees	108	X	X	X
	Establishments with 5 to 9 employees	18	X	X	X
	Establishments with 10 to 19 employees	11	X	X	X
	Establishments with 20 to 49 employees	6	X	X	X
	Establishments with 50 to 99 employees	2	X	X	X
	Establishments with 100 to 249 employees	2	X	X	X
	Establishments with 250 to 499 employees	—	X	X	X
	Establishments with 500 to 999 employees	—	X	X	X
	Establishments with 1,000 employees or more	—	X	X	X
4841	General freight trucking				
	All establishments	79	542	5 290	24 366
	Establishments with 1 to 4 employees	60	X	X	X
	Establishments with 5 to 9 employees	11	X	X	X
	Establishments with 10 to 19 employees	4	X	X	X
	Establishments with 20 to 49 employees	1	X	X	X
	Establishments with 50 to 99 employees	1	X	X	X
	Establishments with 100 to 249 employees	2	X	X	X
	Establishments with 250 to 499 employees	—	X	X	X
	Establishments with 500 to 999 employees	—	X	X	X
	Establishments with 1,000 employees or more	—	X	X	X

See footnotes at end of table.

Table 5. Establishments, Employees, and Payroll by Industry and Employment Size of Establishments by County: 2004—Con.

[Excludes most government employees, railroad employees, and self-employed persons. Size class 1 to 4 employees includes establishments having payroll, but no employees, during mid-March pay period. For meaning of abbreviations and symbols, see introductory text. For explanation of terms, see Appendix A. For statement on reliability, see the note at the end of the table and Appendix C]

NAICS code	Geography, kind of business, and employment size class	Establishments (number)	Paid employees for pay period including March 12 (number)	First-quarter payroll (\$1,000)	Annual payroll (\$1,000)
	MONMOUTH—Con.				
48-49	Transportation and warehousing—Con.				
484	Truck transportation—Con.				
4841	General freight trucking—Con.				
48411	General freight trucking, local				
	All establishments	58	459	4 450	20 862
	Establishments with 1 to 4 employees	43	X	X	X
	Establishments with 5 to 9 employees	9	X	X	X
	Establishments with 10 to 19 employees	3	X	X	X
	Establishments with 20 to 49 employees	—	X	X	X
	Establishments with 50 to 99 employees	1	X	X	X
	Establishments with 100 to 249 employees	2	X	X	X
	Establishments with 250 to 499 employees	—	X	X	X
	Establishments with 500 to 999 employees	—	X	X	X
	Establishments with 1,000 employees or more	—	X	X	X
484110	General freight trucking, local				
	All establishments	58	459	4 450	20 862
	Establishments with 1 to 4 employees	43	X	X	X
	Establishments with 5 to 9 employees	9	X	X	X
	Establishments with 10 to 19 employees	3	X	X	X
	Establishments with 20 to 49 employees	—	X	X	X
	Establishments with 50 to 99 employees	1	X	X	X
	Establishments with 100 to 249 employees	2	X	X	X
	Establishments with 250 to 499 employees	—	X	X	X
	Establishments with 500 to 999 employees	—	X	X	X
	Establishments with 1,000 employees or more	—	X	X	X
4842	Specialized freight trucking				
	All establishments	68	423	2 662	13 740
	Establishments with 1 to 4 employees	48	X	X	X
	Establishments with 5 to 9 employees	7	X	X	X
	Establishments with 10 to 19 employees	7	X	X	X
	Establishments with 20 to 49 employees	5	X	X	X
	Establishments with 50 to 99 employees	1	X	X	X
	Establishments with 100 to 249 employees	—	X	X	X
	Establishments with 250 to 499 employees	—	X	X	X
	Establishments with 500 to 999 employees	—	X	X	X
	Establishments with 1,000 employees or more	—	X	X	X
48421	Used household and office goods moving				
	All establishments	18	130	885	4 222
	Establishments with 1 to 4 employees	10	X	X	X
	Establishments with 5 to 9 employees	3	X	X	X
	Establishments with 10 to 19 employees	4	X	X	X
	Establishments with 20 to 49 employees	1	X	X	X
	Establishments with 50 to 99 employees	—	X	X	X
	Establishments with 100 to 249 employees	—	X	X	X
	Establishments with 250 to 499 employees	—	X	X	X
	Establishments with 500 to 999 employees	—	X	X	X
	Establishments with 1,000 employees or more	—	X	X	X
484210	Used household and office goods moving				
	All establishments	18	130	885	4 222
	Establishments with 1 to 4 employees	10	X	X	X
	Establishments with 5 to 9 employees	3	X	X	X
	Establishments with 10 to 19 employees	4	X	X	X
	Establishments with 20 to 49 employees	1	X	X	X
	Establishments with 50 to 99 employees	—	X	X	X
	Establishments with 100 to 249 employees	—	X	X	X
	Establishments with 250 to 499 employees	—	X	X	X
	Establishments with 500 to 999 employees	—	X	X	X
	Establishments with 1,000 employees or more	—	X	X	X
48422	Specialized freight (except used goods) trucking, local				
	All establishments	43	258	1 346	7 724
	Establishments with 1 to 4 employees	32	X	X	X
	Establishments with 5 to 9 employees	4	X	X	X
	Establishments with 10 to 19 employees	3	X	X	X
	Establishments with 20 to 49 employees	3	X	X	X
	Establishments with 50 to 99 employees	1	X	X	X
	Establishments with 100 to 249 employees	—	X	X	X
	Establishments with 250 to 499 employees	—	X	X	X
	Establishments with 500 to 999 employees	—	X	X	X
	Establishments with 1,000 employees or more	—	X	X	X
484220	Specialized freight (except used goods) trucking, local				
	All establishments	43	258	1 346	7 724
	Establishments with 1 to 4 employees	32	X	X	X
	Establishments with 5 to 9 employees	4	X	X	X
	Establishments with 10 to 19 employees	3	X	X	X
	Establishments with 20 to 49 employees	3	X	X	X
	Establishments with 50 to 99 employees	1	X	X	X
	Establishments with 100 to 249 employees	—	X	X	X
	Establishments with 250 to 499 employees	—	X	X	X
	Establishments with 500 to 999 employees	—	X	X	X
	Establishments with 1,000 employees or more	—	X	X	X

See footnotes at end of table.

Table 5. Establishments, Employees, and Payroll by Industry and Employment Size of Establishments by County: 2004—Con.

[Excludes most government employees, railroad employees, and self-employed persons. Size class 1 to 4 employees includes establishments having payroll, but no employees, during mid-March pay period. For meaning of abbreviations and symbols, see introductory text. For explanation of terms, see Appendix A. For statement on reliability, see the note at the end of the table and Appendix C]

NAICS code	Geography, kind of business, and employment size class	Establishments (number)	Paid employees for pay period including March 12 (number)	First-quarter payroll (\$1,000)	Annual payroll (\$1,000)
	MONMOUTH—Con.				
48-49	Transportation and warehousing—Con.				
485	Transit and ground passenger transportation				
	All establishments	89	2 620	10 867	45 669
	Establishments with 1 to 4 employees	39	X	X	X
	Establishments with 5 to 9 employees	13	X	X	X
	Establishments with 10 to 19 employees	12	X	X	X
	Establishments with 20 to 49 employees	6	X	X	X
	Establishments with 50 to 99 employees	10	X	X	X
	Establishments with 100 to 249 employees	9	X	X	X
	Establishments with 250 to 499 employees	—	X	X	X
	Establishments with 500 to 999 employees	—	X	X	X
	Establishments with 1,000 employees or more	—	X	X	X
4853	Taxi and limousine service				
	All establishments	54	484	2 125	10 963
	Establishments with 1 to 4 employees	29	X	X	X
	Establishments with 5 to 9 employees	12	X	X	X
	Establishments with 10 to 19 employees	10	X	X	X
	Establishments with 20 to 49 employees	1	X	X	X
	Establishments with 50 to 99 employees	1	X	X	X
	Establishments with 100 to 249 employees	1	X	X	X
	Establishments with 250 to 499 employees	—	X	X	X
	Establishments with 500 to 999 employees	—	X	X	X
	Establishments with 1,000 employees or more	—	X	X	X
48532	Limousine service				
	All establishments	31	398	1 865	9 708
	Establishments with 1 to 4 employees	16	X	X	X
	Establishments with 5 to 9 employees	4	X	X	X
	Establishments with 10 to 19 employees	8	X	X	X
	Establishments with 20 to 49 employees	1	X	X	X
	Establishments with 50 to 99 employees	1	X	X	X
	Establishments with 100 to 249 employees	1	X	X	X
	Establishments with 250 to 499 employees	—	X	X	X
	Establishments with 500 to 999 employees	—	X	X	X
	Establishments with 1,000 employees or more	—	X	X	X
485320	Limousine service				
	All establishments	31	398	1 865	9 708
	Establishments with 1 to 4 employees	16	X	X	X
	Establishments with 5 to 9 employees	4	X	X	X
	Establishments with 10 to 19 employees	8	X	X	X
	Establishments with 20 to 49 employees	1	X	X	X
	Establishments with 50 to 99 employees	1	X	X	X
	Establishments with 100 to 249 employees	1	X	X	X
	Establishments with 250 to 499 employees	—	X	X	X
	Establishments with 500 to 999 employees	—	X	X	X
	Establishments with 1,000 employees or more	—	X	X	X
4854	School and employee bus transportation				
	All establishments	26	2 008	8 203	32 777
	Establishments with 1 to 4 employees	5	X	X	X
	Establishments with 5 to 9 employees	—	X	X	X
	Establishments with 10 to 19 employees	2	X	X	X
	Establishments with 20 to 49 employees	3	X	X	X
	Establishments with 50 to 99 employees	8	X	X	X
	Establishments with 100 to 249 employees	8	X	X	X
	Establishments with 250 to 499 employees	—	X	X	X
	Establishments with 500 to 999 employees	—	X	X	X
	Establishments with 1,000 employees or more	—	X	X	X
48541	School and employee bus transportation				
	All establishments	26	2 008	8 203	32 777
	Establishments with 1 to 4 employees	5	X	X	X
	Establishments with 5 to 9 employees	—	X	X	X
	Establishments with 10 to 19 employees	2	X	X	X
	Establishments with 20 to 49 employees	3	X	X	X
	Establishments with 50 to 99 employees	8	X	X	X
	Establishments with 100 to 249 employees	8	X	X	X
	Establishments with 250 to 499 employees	—	X	X	X
	Establishments with 500 to 999 employees	—	X	X	X
	Establishments with 1,000 employees or more	—	X	X	X
485410	School and employee bus transportation				
	All establishments	26	2 008	8 203	32 777
	Establishments with 1 to 4 employees	5	X	X	X
	Establishments with 5 to 9 employees	—	X	X	X
	Establishments with 10 to 19 employees	2	X	X	X
	Establishments with 20 to 49 employees	3	X	X	X
	Establishments with 50 to 99 employees	8	X	X	X
	Establishments with 100 to 249 employees	8	X	X	X
	Establishments with 250 to 499 employees	—	X	X	X
	Establishments with 500 to 999 employees	—	X	X	X
	Establishments with 1,000 employees or more	—	X	X	X

See footnotes at end of table.

Table 5. Establishments, Employees, and Payroll by Industry and Employment Size of Establishments by County: 2004—Con.

[Excludes most government employees, railroad employees, and self-employed persons. Size class 1 to 4 employees includes establishments having payroll, but no employees, during mid-March pay period. For meaning of abbreviations and symbols, see introductory text. For explanation of terms, see Appendix A. For statement on reliability, see the note at the end of the table and Appendix C]

NAICS code	Geography, kind of business, and employment size class	Establishments (number)	Paid employees for pay period including March 12 (number)	First-quarter payroll (\$1,000)	Annual payroll (\$1,000)
	MONMOUTH—Con.				
48-49	Transportation and warehousing—Con.				
488	Support activities for transportation				
	All establishments	74	618	4 375	20 831
	Establishments with 1 to 4 employees	48	X	X	X
	Establishments with 5 to 9 employees	19	X	X	X
	Establishments with 10 to 19 employees	3	X	X	X
	Establishments with 20 to 49 employees	3	X	X	X
	Establishments with 50 to 99 employees	—	X	X	X
	Establishments with 100 to 249 employees	—	X	X	X
	Establishments with 250 to 499 employees	1	X	X	X
	Establishments with 500 to 999 employees	—	X	X	X
	Establishments with 1,000 employees or more	—	X	X	X
4884	Support activities for road transportation				
	All establishments	27	385	2 042	9 692
	Establishments with 1 to 4 employees	18	X	X	X
	Establishments with 5 to 9 employees	6	X	X	X
	Establishments with 10 to 19 employees	1	X	X	X
	Establishments with 20 to 49 employees	1	X	X	X
	Establishments with 50 to 99 employees	—	X	X	X
	Establishments with 100 to 249 employees	—	X	X	X
	Establishments with 250 to 499 employees	1	X	X	X
	Establishments with 500 to 999 employees	—	X	X	X
	Establishments with 1,000 employees or more	—	X	X	X
48841	Motor vehicle towing				
	All establishments	25	c	D	D
	Establishments with 1 to 4 employees	17	X	X	X
	Establishments with 5 to 9 employees	6	X	X	X
	Establishments with 10 to 19 employees	1	X	X	X
	Establishments with 20 to 49 employees	1	X	X	X
	Establishments with 50 to 99 employees	—	X	X	X
	Establishments with 100 to 249 employees	—	X	X	X
	Establishments with 250 to 499 employees	—	X	X	X
	Establishments with 500 to 999 employees	—	X	X	X
	Establishments with 1,000 employees or more	—	X	X	X
488410	Motor vehicle towing				
	All establishments	25	c	D	D
	Establishments with 1 to 4 employees	17	X	X	X
	Establishments with 5 to 9 employees	6	X	X	X
	Establishments with 10 to 19 employees	1	X	X	X
	Establishments with 20 to 49 employees	1	X	X	X
	Establishments with 50 to 99 employees	—	X	X	X
	Establishments with 100 to 249 employees	—	X	X	X
	Establishments with 250 to 499 employees	—	X	X	X
	Establishments with 500 to 999 employees	—	X	X	X
	Establishments with 1,000 employees or more	—	X	X	X
48849	Other support activities for road transportation				
	All establishments	2	e	D	D
	Establishments with 1 to 4 employees	1	X	X	X
	Establishments with 5 to 9 employees	—	X	X	X
	Establishments with 10 to 19 employees	—	X	X	X
	Establishments with 20 to 49 employees	—	X	X	X
	Establishments with 50 to 99 employees	—	X	X	X
	Establishments with 100 to 249 employees	—	X	X	X
	Establishments with 250 to 499 employees	1	X	X	X
	Establishments with 500 to 999 employees	—	X	X	X
	Establishments with 1,000 employees or more	—	X	X	X
488490	Other support activities for road transportation				
	All establishments	2	e	D	D
	Establishments with 1 to 4 employees	1	X	X	X
	Establishments with 5 to 9 employees	—	X	X	X
	Establishments with 10 to 19 employees	—	X	X	X
	Establishments with 20 to 49 employees	—	X	X	X
	Establishments with 50 to 99 employees	—	X	X	X
	Establishments with 100 to 249 employees	—	X	X	X
	Establishments with 250 to 499 employees	1	X	X	X
	Establishments with 500 to 999 employees	—	X	X	X
	Establishments with 1,000 employees or more	—	X	X	X
4885	Freight transportation arrangement				
	All establishments	38	206	2 124	10 328
	Establishments with 1 to 4 employees	25	X	X	X
	Establishments with 5 to 9 employees	9	X	X	X
	Establishments with 10 to 19 employees	2	X	X	X
	Establishments with 20 to 49 employees	2	X	X	X
	Establishments with 50 to 99 employees	—	X	X	X
	Establishments with 100 to 249 employees	—	X	X	X
	Establishments with 250 to 499 employees	—	X	X	X
	Establishments with 500 to 999 employees	—	X	X	X
	Establishments with 1,000 employees or more	—	X	X	X

See footnotes at end of table.

Table 5. Establishments, Employees, and Payroll by Industry and Employment Size of Establishments by County: 2004—Con.

[Excludes most government employees, railroad employees, and self-employed persons. Size class 1 to 4 employees includes establishments having payroll, but no employees, during mid-March pay period. For meaning of abbreviations and symbols, see introductory text. For explanation of terms, see Appendix A. For statement on reliability, see the note at the end of the table and Appendix C]

NAICS code	Geography, kind of business, and employment size class	Establishments (number)	Paid employees for pay period including March 12 (number)	First-quarter payroll (\$1,000)	Annual payroll (\$1,000)
	MONMOUTH—Con.				
48-49	Transportation and warehousing—Con.				
488	Support activities for transportation—Con.				
4885	Freight transportation arrangement—Con.				
48851	Freight transportation arrangement				
	All establishments	38	206	2 124	10 328
	Establishments with 1 to 4 employees	25	X	X	X
	Establishments with 5 to 9 employees	9	X	X	X
	Establishments with 10 to 19 employees	2	X	X	X
	Establishments with 20 to 49 employees	2	X	X	X
	Establishments with 50 to 99 employees	—	X	X	X
	Establishments with 100 to 249 employees	—	X	X	X
	Establishments with 250 to 499 employees	—	X	X	X
	Establishments with 500 to 999 employees	—	X	X	X
	Establishments with 1,000 employees or more	—	X	X	X
488510	Freight transportation arrangement				
	All establishments	38	206	2 124	10 328
	Establishments with 1 to 4 employees	25	X	X	X
	Establishments with 5 to 9 employees	9	X	X	X
	Establishments with 10 to 19 employees	2	X	X	X
	Establishments with 20 to 49 employees	2	X	X	X
	Establishments with 50 to 99 employees	—	X	X	X
	Establishments with 100 to 249 employees	—	X	X	X
	Establishments with 250 to 499 employees	—	X	X	X
	Establishments with 500 to 999 employees	—	X	X	X
	Establishments with 1,000 employees or more	—	X	X	X
492	Couriers and messengers				
	All establishments	21	757	6 238	26 479
	Establishments with 1 to 4 employees	14	X	X	X
	Establishments with 5 to 9 employees	1	X	X	X
	Establishments with 10 to 19 employees	2	X	X	X
	Establishments with 20 to 49 employees	1	X	X	X
	Establishments with 50 to 99 employees	1	X	X	X
	Establishments with 100 to 249 employees	1	X	X	X
	Establishments with 250 to 499 employees	1	X	X	X
	Establishments with 500 to 999 employees	—	X	X	X
	Establishments with 1,000 employees or more	—	X	X	X
4921	Couriers				
	All establishments	10	713	5 989	25 376
	Establishments with 1 to 4 employees	5	X	X	X
	Establishments with 5 to 9 employees	1	X	X	X
	Establishments with 10 to 19 employees	—	X	X	X
	Establishments with 20 to 49 employees	1	X	X	X
	Establishments with 50 to 99 employees	1	X	X	X
	Establishments with 100 to 249 employees	1	X	X	X
	Establishments with 250 to 499 employees	1	X	X	X
	Establishments with 500 to 999 employees	—	X	X	X
	Establishments with 1,000 employees or more	—	X	X	X
49211	Couriers				
	All establishments	10	713	5 989	25 376
	Establishments with 1 to 4 employees	5	X	X	X
	Establishments with 5 to 9 employees	1	X	X	X
	Establishments with 10 to 19 employees	—	X	X	X
	Establishments with 20 to 49 employees	1	X	X	X
	Establishments with 50 to 99 employees	1	X	X	X
	Establishments with 100 to 249 employees	1	X	X	X
	Establishments with 250 to 499 employees	1	X	X	X
	Establishments with 500 to 999 employees	—	X	X	X
	Establishments with 1,000 employees or more	—	X	X	X
492110	Couriers				
	All establishments	10	713	5 989	25 376
	Establishments with 1 to 4 employees	5	X	X	X
	Establishments with 5 to 9 employees	1	X	X	X
	Establishments with 10 to 19 employees	—	X	X	X
	Establishments with 20 to 49 employees	1	X	X	X
	Establishments with 50 to 99 employees	1	X	X	X
	Establishments with 100 to 249 employees	1	X	X	X
	Establishments with 250 to 499 employees	1	X	X	X
	Establishments with 500 to 999 employees	—	X	X	X
	Establishments with 1,000 employees or more	—	X	X	X
493	Warehousing and storage				
	All establishments	19	540	4 961	21 471
	Establishments with 1 to 4 employees	7	X	X	X
	Establishments with 5 to 9 employees	3	X	X	X
	Establishments with 10 to 19 employees	4	X	X	X
	Establishments with 20 to 49 employees	2	X	X	X
	Establishments with 50 to 99 employees	2	X	X	X
	Establishments with 100 to 249 employees	1	X	X	X
	Establishments with 250 to 499 employees	—	X	X	X
	Establishments with 500 to 999 employees	—	X	X	X
	Establishments with 1,000 employees or more	—	X	X	X

See footnotes at end of table.

Table 5. Establishments, Employees, and Payroll by Industry and Employment Size of Establishments by County: 2004—Con.

[Excludes most government employees, railroad employees, and self-employed persons. Size class 1 to 4 employees includes establishments having payroll, but no employees, during mid-March pay period. For meaning of abbreviations and symbols, see introductory text. For explanation of terms, see Appendix A. For statement on reliability, see the note at the end of the table and Appendix C]

NAICS code	Geography, kind of business, and employment size class	Establishments (number)	Paid employees for pay period including March 12 (number)	First-quarter payroll (\$1,000)	Annual payroll (\$1,000)
	MONMOUTH—Con.				
48-49	Transportation and warehousing—Con.				
493	Warehousing and storage—Con.				
4931	Warehousing and storage				
	All establishments	19	540	4 961	21 471
	Establishments with 1 to 4 employees	7	X	X	X
	Establishments with 5 to 9 employees	3	X	X	X
	Establishments with 10 to 19 employees	4	X	X	X
	Establishments with 20 to 49 employees	2	X	X	X
	Establishments with 50 to 99 employees	2	X	X	X
	Establishments with 100 to 249 employees	1	X	X	X
	Establishments with 250 to 499 employees	—	X	X	X
	Establishments with 500 to 999 employees	—	X	X	X
	Establishments with 1,000 employees or more	—	X	X	X
49311	General warehousing and storage				
	All establishments	18	f	D	D
	Establishments with 1 to 4 employees	7	X	X	X
	Establishments with 5 to 9 employees	3	X	X	X
	Establishments with 10 to 19 employees	3	X	X	X
	Establishments with 20 to 49 employees	2	X	X	X
	Establishments with 50 to 99 employees	2	X	X	X
	Establishments with 100 to 249 employees	1	X	X	X
	Establishments with 250 to 499 employees	—	X	X	X
	Establishments with 500 to 999 employees	—	X	X	X
	Establishments with 1,000 employees or more	—	X	X	X
493110	General warehousing and storage				
	All establishments	18	f	D	D
	Establishments with 1 to 4 employees	7	X	X	X
	Establishments with 5 to 9 employees	3	X	X	X
	Establishments with 10 to 19 employees	3	X	X	X
	Establishments with 20 to 49 employees	2	X	X	X
	Establishments with 50 to 99 employees	2	X	X	X
	Establishments with 100 to 249 employees	1	X	X	X
	Establishments with 250 to 499 employees	—	X	X	X
	Establishments with 500 to 999 employees	—	X	X	X
	Establishments with 1,000 employees or more	—	X	X	X
51	Information				
	All establishments	344	10 607	208 003	670 894
	Establishments with 1 to 4 employees	191	X	X	X
	Establishments with 5 to 9 employees	52	X	X	X
	Establishments with 10 to 19 employees	40	X	X	X
	Establishments with 20 to 49 employees	30	X	X	X
	Establishments with 50 to 99 employees	14	X	X	X
	Establishments with 100 to 249 employees	12	X	X	X
	Establishments with 250 to 499 employees	2	X	X	X
	Establishments with 500 to 999 employees	—	X	X	X
	Establishments with 1,000 employees or more	3	X	X	X
511	Publishing industries (except Internet)				
	All establishments	72	2 646	29 122	122 404
	Establishments with 1 to 4 employees	37	X	X	X
	Establishments with 5 to 9 employees	16	X	X	X
	Establishments with 10 to 19 employees	7	X	X	X
	Establishments with 20 to 49 employees	7	X	X	X
	Establishments with 50 to 99 employees	2	X	X	X
	Establishments with 100 to 249 employees	1	X	X	X
	Establishments with 250 to 499 employees	1	X	X	X
	Establishments with 500 to 999 employees	—	X	X	X
	Establishments with 1,000 employees or more	1	X	X	X
5111	Newspaper, periodical, book, and directory publishers				
	All establishments	51	2 075	16 892	67 103
	Establishments with 1 to 4 employees	27	X	X	X
	Establishments with 5 to 9 employees	12	X	X	X
	Establishments with 10 to 19 employees	5	X	X	X
	Establishments with 20 to 49 employees	4	X	X	X
	Establishments with 50 to 99 employees	1	X	X	X
	Establishments with 100 to 249 employees	1	X	X	X
	Establishments with 250 to 499 employees	—	X	X	X
	Establishments with 500 to 999 employees	—	X	X	X
	Establishments with 1,000 employees or more	1	X	X	X
51111	Newspaper publishers				
	All establishments	18	1 821	13 547	54 340
	Establishments with 1 to 4 employees	5	X	X	X
	Establishments with 5 to 9 employees	7	X	X	X
	Establishments with 10 to 19 employees	3	X	X	X
	Establishments with 20 to 49 employees	1	X	X	X
	Establishments with 50 to 99 employees	—	X	X	X
	Establishments with 100 to 249 employees	1	X	X	X
	Establishments with 250 to 499 employees	—	X	X	X
	Establishments with 500 to 999 employees	—	X	X	X
	Establishments with 1,000 employees or more	1	X	X	X

See footnotes at end of table.

Table 5. Establishments, Employees, and Payroll by Industry and Employment Size of Establishments by County: 2004—Con.

[Excludes most government employees, railroad employees, and self-employed persons. Size class 1 to 4 employees includes establishments having payroll, but no employees, during mid-March pay period. For meaning of abbreviations and symbols, see introductory text. For explanation of terms, see Appendix A. For statement on reliability, see the note at the end of the table and Appendix C]

NAICS code	Geography, kind of business, and employment size class	Establishments (number)	Paid employees for pay period including March 12 (number)	First-quarter payroll (\$1,000)	Annual payroll (\$1,000)
51	MONMOUTH—Con.				
	Information—Con.				
511	Publishing industries (except Internet)—Con.				
5111	Newspaper, periodical, book, and directory publishers—Con.				
51111	Newspaper publishers—Con.				
511110	Newspaper publishers				
	All establishments	18	1 821	13 547	54 340
	Establishments with 1 to 4 employees	5	X	X	X
	Establishments with 5 to 9 employees	7	X	X	X
	Establishments with 10 to 19 employees	3	X	X	X
	Establishments with 20 to 49 employees	1	X	X	X
	Establishments with 50 to 99 employees	—	X	X	X
	Establishments with 100 to 249 employees	1	X	X	X
	Establishments with 250 to 499 employees	—	X	X	X
	Establishments with 500 to 999 employees	—	X	X	X
	Establishments with 1,000 employees or more	1	X	X	X
51112	Periodical publishers				
	All establishments	22	166	2 014	8 361
	Establishments with 1 to 4 employees	13	X	X	X
	Establishments with 5 to 9 employees	5	X	X	X
	Establishments with 10 to 19 employees	2	X	X	X
	Establishments with 20 to 49 employees	2	X	X	X
	Establishments with 50 to 99 employees	—	X	X	X
	Establishments with 100 to 249 employees	—	X	X	X
	Establishments with 250 to 499 employees	—	X	X	X
	Establishments with 500 to 999 employees	—	X	X	X
	Establishments with 1,000 employees or more	—	X	X	X
511120	Periodical publishers				
	All establishments	22	166	2 014	8 361
	Establishments with 1 to 4 employees	13	X	X	X
	Establishments with 5 to 9 employees	5	X	X	X
	Establishments with 10 to 19 employees	2	X	X	X
	Establishments with 20 to 49 employees	2	X	X	X
	Establishments with 50 to 99 employees	—	X	X	X
	Establishments with 100 to 249 employees	—	X	X	X
	Establishments with 250 to 499 employees	—	X	X	X
	Establishments with 500 to 999 employees	—	X	X	X
	Establishments with 1,000 employees or more	—	X	X	X
5112	Software publishers				
	All establishments	21	571	12 230	55 301
	Establishments with 1 to 4 employees	10	X	X	X
	Establishments with 5 to 9 employees	4	X	X	X
	Establishments with 10 to 19 employees	2	X	X	X
	Establishments with 20 to 49 employees	3	X	X	X
	Establishments with 50 to 99 employees	1	X	X	X
	Establishments with 100 to 249 employees	—	X	X	X
	Establishments with 250 to 499 employees	1	X	X	X
	Establishments with 500 to 999 employees	—	X	X	X
	Establishments with 1,000 employees or more	—	X	X	X
51121	Software publishers				
	All establishments	21	571	12 230	55 301
	Establishments with 1 to 4 employees	10	X	X	X
	Establishments with 5 to 9 employees	4	X	X	X
	Establishments with 10 to 19 employees	2	X	X	X
	Establishments with 20 to 49 employees	3	X	X	X
	Establishments with 50 to 99 employees	1	X	X	X
	Establishments with 100 to 249 employees	—	X	X	X
	Establishments with 250 to 499 employees	1	X	X	X
	Establishments with 500 to 999 employees	—	X	X	X
	Establishments with 1,000 employees or more	—	X	X	X
511210	Software publishers				
	All establishments	21	571	12 230	55 301
	Establishments with 1 to 4 employees	10	X	X	X
	Establishments with 5 to 9 employees	4	X	X	X
	Establishments with 10 to 19 employees	2	X	X	X
	Establishments with 20 to 49 employees	3	X	X	X
	Establishments with 50 to 99 employees	1	X	X	X
	Establishments with 100 to 249 employees	—	X	X	X
	Establishments with 250 to 499 employees	1	X	X	X
	Establishments with 500 to 999 employees	—	X	X	X
	Establishments with 1,000 employees or more	—	X	X	X
512	Motion picture and sound recording industries				
	All establishments	43	427	1 891	9 144
	Establishments with 1 to 4 employees	31	X	X	X
	Establishments with 5 to 9 employees	1	X	X	X
	Establishments with 10 to 19 employees	5	X	X	X
	Establishments with 20 to 49 employees	3	X	X	X
	Establishments with 50 to 99 employees	3	X	X	X
	Establishments with 100 to 249 employees	—	X	X	X
	Establishments with 250 to 499 employees	—	X	X	X
	Establishments with 500 to 999 employees	—	X	X	X
	Establishments with 1,000 employees or more	—	X	X	X

See footnotes at end of table.

Table 5. Establishments, Employees, and Payroll by Industry and Employment Size of Establishments by County: 2004—Con.

[Excludes most government employees, railroad employees, and self-employed persons. Size class 1 to 4 employees includes establishments having payroll, but no employees, during mid-March pay period. For meaning of abbreviations and symbols, see introductory text. For explanation of terms, see Appendix A. For statement on reliability, see the note at the end of the table and Appendix C]

NAICS code	Geography, kind of business, and employment size class	Establishments (number)	Paid employees for pay period including March 12 (number)	First-quarter payroll (\$1,000)	Annual payroll (\$1,000)
	MONMOUTH—Con.				
51	Information—Con.				
512	Motion picture and sound recording industries—Con.				
5121	Motion picture and video industries				
	All establishments	33	378	1 396	7 333
	Establishments with 1 to 4 employees	22	X	X	X
	Establishments with 5 to 9 employees	1	X	X	X
	Establishments with 10 to 19 employees	5	X	X	X
	Establishments with 20 to 49 employees	2	X	X	X
	Establishments with 50 to 99 employees	3	X	X	X
	Establishments with 100 to 249 employees	—	X	X	X
	Establishments with 250 to 499 employees	—	X	X	X
	Establishments with 500 to 999 employees	—	X	X	X
	Establishments with 1,000 employees or more	—	X	X	X
51213	Motion picture and video exhibition				
	All establishments	9	328	850	3 741
	Establishments with 1 to 4 employees	—	X	X	X
	Establishments with 5 to 9 employees	—	X	X	X
	Establishments with 10 to 19 employees	4	X	X	X
	Establishments with 20 to 49 employees	2	X	X	X
	Establishments with 50 to 99 employees	3	X	X	X
	Establishments with 100 to 249 employees	—	X	X	X
	Establishments with 250 to 499 employees	—	X	X	X
	Establishments with 500 to 999 employees	—	X	X	X
	Establishments with 1,000 employees or more	—	X	X	X
512131	Motion picture theaters (except drive-ins)				
	All establishments	9	328	850	3 741
	Establishments with 1 to 4 employees	—	X	X	X
	Establishments with 5 to 9 employees	—	X	X	X
	Establishments with 10 to 19 employees	4	X	X	X
	Establishments with 20 to 49 employees	2	X	X	X
	Establishments with 50 to 99 employees	3	X	X	X
	Establishments with 100 to 249 employees	—	X	X	X
	Establishments with 250 to 499 employees	—	X	X	X
	Establishments with 500 to 999 employees	—	X	X	X
	Establishments with 1,000 employees or more	—	X	X	X
515	Broadcasting (except Internet)				
	All establishments	7	196	1 998	8 577
	Establishments with 1 to 4 employees	4	X	X	X
	Establishments with 5 to 9 employees	—	X	X	X
	Establishments with 10 to 19 employees	1	X	X	X
	Establishments with 20 to 49 employees	—	X	X	X
	Establishments with 50 to 99 employees	1	X	X	X
	Establishments with 100 to 249 employees	1	X	X	X
	Establishments with 250 to 499 employees	—	X	X	X
	Establishments with 500 to 999 employees	—	X	X	X
	Establishments with 1,000 employees or more	—	X	X	X
5151	Radio and television broadcasting				
	All establishments	6	c	D	D
	Establishments with 1 to 4 employees	3	X	X	X
	Establishments with 5 to 9 employees	—	X	X	X
	Establishments with 10 to 19 employees	1	X	X	X
	Establishments with 20 to 49 employees	—	X	X	X
	Establishments with 50 to 99 employees	1	X	X	X
	Establishments with 100 to 249 employees	1	X	X	X
	Establishments with 250 to 499 employees	—	X	X	X
	Establishments with 500 to 999 employees	—	X	X	X
	Establishments with 1,000 employees or more	—	X	X	X
51511	Radio broadcasting				
	All establishments	6	c	D	D
	Establishments with 1 to 4 employees	3	X	X	X
	Establishments with 5 to 9 employees	—	X	X	X
	Establishments with 10 to 19 employees	1	X	X	X
	Establishments with 20 to 49 employees	—	X	X	X
	Establishments with 50 to 99 employees	1	X	X	X
	Establishments with 100 to 249 employees	1	X	X	X
	Establishments with 250 to 499 employees	—	X	X	X
	Establishments with 500 to 999 employees	—	X	X	X
	Establishments with 1,000 employees or more	—	X	X	X
515112	Radio stations				
	All establishments	5	c	D	D
	Establishments with 1 to 4 employees	2	X	X	X
	Establishments with 5 to 9 employees	—	X	X	X
	Establishments with 10 to 19 employees	1	X	X	X
	Establishments with 20 to 49 employees	—	X	X	X
	Establishments with 50 to 99 employees	1	X	X	X
	Establishments with 100 to 249 employees	1	X	X	X
	Establishments with 250 to 499 employees	—	X	X	X
	Establishments with 500 to 999 employees	—	X	X	X
	Establishments with 1,000 employees or more	—	X	X	X

See footnotes at end of table.

Table 5. Establishments, Employees, and Payroll by Industry and Employment Size of Establishments by County: 2004—Con.

[Excludes most government employees, railroad employees, and self-employed persons. Size class 1 to 4 employees includes establishments having payroll, but no employees, during mid-March pay period. For meaning of abbreviations and symbols, see introductory text. For explanation of terms, see Appendix A. For statement on reliability, see the note at the end of the table and Appendix C]

NAICS code	Geography, kind of business, and employment size class	Establishments (number)	Paid employees for pay period including March 12 (number)	First-quarter payroll (\$1,000)	Annual payroll (\$1,000)
	MONMOUTH—Con.				
51	Information—Con.				
517	Telecommunications				
	All establishments	155	6 922	169 813	503 889
	Establishments with 1 to 4 employees	77	X	X	X
	Establishments with 5 to 9 employees	26	X	X	X
	Establishments with 10 to 19 employees	15	X	X	X
	Establishments with 20 to 49 employees	16	X	X	X
	Establishments with 50 to 99 employees	8	X	X	X
	Establishments with 100 to 249 employees	10	X	X	X
	Establishments with 250 to 499 employees	1	X	X	X
	Establishments with 500 to 999 employees	—	X	X	X
	Establishments with 1,000 employees or more	2	X	X	X
5171	Wired telecommunications carriers				
	All establishments	89	i	D	D
	Establishments with 1 to 4 employees	45	X	X	X
	Establishments with 5 to 9 employees	12	X	X	X
	Establishments with 10 to 19 employees	6	X	X	X
	Establishments with 20 to 49 employees	11	X	X	X
	Establishments with 50 to 99 employees	7	X	X	X
	Establishments with 100 to 249 employees	5	X	X	X
	Establishments with 250 to 499 employees	1	X	X	X
	Establishments with 500 to 999 employees	—	X	X	X
	Establishments with 1,000 employees or more	2	X	X	X
51711	Wired telecommunications carriers				
	All establishments	89	i	D	D
	Establishments with 1 to 4 employees	45	X	X	X
	Establishments with 5 to 9 employees	12	X	X	X
	Establishments with 10 to 19 employees	6	X	X	X
	Establishments with 20 to 49 employees	11	X	X	X
	Establishments with 50 to 99 employees	7	X	X	X
	Establishments with 100 to 249 employees	5	X	X	X
	Establishments with 250 to 499 employees	1	X	X	X
	Establishments with 500 to 999 employees	—	X	X	X
	Establishments with 1,000 employees or more	2	X	X	X
517110	Wired telecommunications carriers				
	All establishments	89	i	D	D
	Establishments with 1 to 4 employees	45	X	X	X
	Establishments with 5 to 9 employees	12	X	X	X
	Establishments with 10 to 19 employees	6	X	X	X
	Establishments with 20 to 49 employees	11	X	X	X
	Establishments with 50 to 99 employees	7	X	X	X
	Establishments with 100 to 249 employees	5	X	X	X
	Establishments with 250 to 499 employees	1	X	X	X
	Establishments with 500 to 999 employees	—	X	X	X
	Establishments with 1,000 employees or more	2	X	X	X
5172	Wireless telecommunications carriers (except satellite)				
	All establishments	30	329	5 055	25 285
	Establishments with 1 to 4 employees	14	X	X	X
	Establishments with 5 to 9 employees	8	X	X	X
	Establishments with 10 to 19 employees	6	X	X	X
	Establishments with 20 to 49 employees	1	X	X	X
	Establishments with 50 to 99 employees	—	X	X	X
	Establishments with 100 to 249 employees	1	X	X	X
	Establishments with 250 to 499 employees	—	X	X	X
	Establishments with 500 to 999 employees	—	X	X	X
	Establishments with 1,000 employees or more	—	X	X	X
51721	Wireless telecommunications carriers (except satellite)				
	All establishments	30	329	5 055	25 285
	Establishments with 1 to 4 employees	14	X	X	X
	Establishments with 5 to 9 employees	8	X	X	X
	Establishments with 10 to 19 employees	6	X	X	X
	Establishments with 20 to 49 employees	1	X	X	X
	Establishments with 50 to 99 employees	—	X	X	X
	Establishments with 100 to 249 employees	1	X	X	X
	Establishments with 250 to 499 employees	—	X	X	X
	Establishments with 500 to 999 employees	—	X	X	X
	Establishments with 1,000 employees or more	—	X	X	X
517212	Cellular and other wireless telecommunications				
	All establishments	26	323	5 044	25 178
	Establishments with 1 to 4 employees	11	X	X	X
	Establishments with 5 to 9 employees	7	X	X	X
	Establishments with 10 to 19 employees	6	X	X	X
	Establishments with 20 to 49 employees	1	X	X	X
	Establishments with 50 to 99 employees	—	X	X	X
	Establishments with 100 to 249 employees	1	X	X	X
	Establishments with 250 to 499 employees	—	X	X	X
	Establishments with 500 to 999 employees	—	X	X	X
	Establishments with 1,000 employees or more	—	X	X	X

See footnotes at end of table.

Table 5. Establishments, Employees, and Payroll by Industry and Employment Size of Establishments by County: 2004—Con.

[Excludes most government employees, railroad employees, and self-employed persons. Size class 1 to 4 employees includes establishments having payroll, but no employees, during mid-March pay period. For meaning of abbreviations and symbols, see introductory text. For explanation of terms, see Appendix A. For statement on reliability, see the note at the end of the table and Appendix C]

NAICS code	Geography, kind of business, and employment size class	Establishments (number)	Paid employees for pay period including March 12 (number)	First-quarter payroll (\$1,000)	Annual payroll (\$1,000)
	MONMOUTH—Con.				
51	Information—Con.				
517	Telecommunications—Con.				
5173	Telecommunications resellers				
	All establishments	14	173	2 352	8 964
	Establishments with 1 to 4 employees	7	X	X	X
	Establishments with 5 to 9 employees	4	X	X	X
	Establishments with 10 to 19 employees	1	X	X	X
	Establishments with 20 to 49 employees	1	X	X	X
	Establishments with 50 to 99 employees	1	X	X	X
	Establishments with 100 to 249 employees	—	X	X	X
	Establishments with 250 to 499 employees	—	X	X	X
	Establishments with 500 to 999 employees	—	X	X	X
	Establishments with 1,000 employees or more	—	X	X	X
51731	Telecommunications resellers				
	All establishments	14	173	2 352	8 964
	Establishments with 1 to 4 employees	7	X	X	X
	Establishments with 5 to 9 employees	4	X	X	X
	Establishments with 10 to 19 employees	1	X	X	X
	Establishments with 20 to 49 employees	1	X	X	X
	Establishments with 50 to 99 employees	1	X	X	X
	Establishments with 100 to 249 employees	—	X	X	X
	Establishments with 250 to 499 employees	—	X	X	X
	Establishments with 500 to 999 employees	—	X	X	X
	Establishments with 1,000 employees or more	—	X	X	X
517310	Telecommunications resellers				
	All establishments	14	173	2 352	8 964
	Establishments with 1 to 4 employees	7	X	X	X
	Establishments with 5 to 9 employees	4	X	X	X
	Establishments with 10 to 19 employees	1	X	X	X
	Establishments with 20 to 49 employees	1	X	X	X
	Establishments with 50 to 99 employees	1	X	X	X
	Establishments with 100 to 249 employees	—	X	X	X
	Establishments with 250 to 499 employees	—	X	X	X
	Establishments with 500 to 999 employees	—	X	X	X
	Establishments with 1,000 employees or more	—	X	X	X
5175	Cable and other program distribution				
	All establishments	12	f	D	D
	Establishments with 1 to 4 employees	5	X	X	X
	Establishments with 5 to 9 employees	2	X	X	X
	Establishments with 10 to 19 employees	1	X	X	X
	Establishments with 20 to 49 employees	1	X	X	X
	Establishments with 50 to 99 employees	—	X	X	X
	Establishments with 100 to 249 employees	3	X	X	X
	Establishments with 250 to 499 employees	—	X	X	X
	Establishments with 500 to 999 employees	—	X	X	X
	Establishments with 1,000 employees or more	—	X	X	X
51751	Cable and other program distribution				
	All establishments	12	f	D	D
	Establishments with 1 to 4 employees	5	X	X	X
	Establishments with 5 to 9 employees	2	X	X	X
	Establishments with 10 to 19 employees	1	X	X	X
	Establishments with 20 to 49 employees	1	X	X	X
	Establishments with 50 to 99 employees	—	X	X	X
	Establishments with 100 to 249 employees	3	X	X	X
	Establishments with 250 to 499 employees	—	X	X	X
	Establishments with 500 to 999 employees	—	X	X	X
	Establishments with 1,000 employees or more	—	X	X	X
517510	Cable and other program distribution				
	All establishments	12	f	D	D
	Establishments with 1 to 4 employees	5	X	X	X
	Establishments with 5 to 9 employees	2	X	X	X
	Establishments with 10 to 19 employees	1	X	X	X
	Establishments with 20 to 49 employees	1	X	X	X
	Establishments with 50 to 99 employees	—	X	X	X
	Establishments with 100 to 249 employees	3	X	X	X
	Establishments with 250 to 499 employees	—	X	X	X
	Establishments with 500 to 999 employees	—	X	X	X
	Establishments with 1,000 employees or more	—	X	X	X
5179	Other telecommunications				
	All establishments	5	e	D	D
	Establishments with 1 to 4 employees	3	X	X	X
	Establishments with 5 to 9 employees	—	X	X	X
	Establishments with 10 to 19 employees	—	X	X	X
	Establishments with 20 to 49 employees	1	X	X	X
	Establishments with 50 to 99 employees	—	X	X	X
	Establishments with 100 to 249 employees	1	X	X	X
	Establishments with 250 to 499 employees	—	X	X	X
	Establishments with 500 to 999 employees	—	X	X	X
	Establishments with 1,000 employees or more	—	X	X	X

See footnotes at end of table.

Table 5. Establishments, Employees, and Payroll by Industry and Employment Size of Establishments by County: 2004—Con.

[Excludes most government employees, railroad employees, and self-employed persons. Size class 1 to 4 employees includes establishments having payroll, but no employees, during mid-March pay period. For meaning of abbreviations and symbols, see introductory text. For explanation of terms, see Appendix A. For statement on reliability, see the note at the end of the table and Appendix C]

NAICS code	Geography, kind of business, and employment size class	Establishments (number)	Paid employees for pay period including March 12 (number)	First-quarter payroll (\$1,000)	Annual payroll (\$1,000)
51	MONMOUTH—Con.				
	Information—Con.				
517	Telecommunications—Con.				
5179	Other telecommunications—Con.				
51791	Other telecommunications				
	All establishments	5	e	D	D
	Establishments with 1 to 4 employees	3	X	X	X
	Establishments with 5 to 9 employees	—	X	X	X
	Establishments with 10 to 19 employees	—	X	X	X
	Establishments with 20 to 49 employees	1	X	X	X
	Establishments with 50 to 99 employees	—	X	X	X
	Establishments with 100 to 249 employees	1	X	X	X
	Establishments with 250 to 499 employees	—	X	X	X
	Establishments with 500 to 999 employees	—	X	X	X
	Establishments with 1,000 employees or more	—	X	X	X
517910	Other telecommunications				
	All establishments	5	e	D	D
	Establishments with 1 to 4 employees	3	X	X	X
	Establishments with 5 to 9 employees	—	X	X	X
	Establishments with 10 to 19 employees	—	X	X	X
	Establishments with 20 to 49 employees	1	X	X	X
	Establishments with 50 to 99 employees	—	X	X	X
	Establishments with 100 to 249 employees	1	X	X	X
	Establishments with 250 to 499 employees	—	X	X	X
	Establishments with 500 to 999 employees	—	X	X	X
	Establishments with 1,000 employees or more	—	X	X	X
518	Internet service providers, web search portals, and data processing services				
	All establishments	45	292	4 217	22 481
	Establishments with 1 to 4 employees	30	X	X	X
	Establishments with 5 to 9 employees	5	X	X	X
	Establishments with 10 to 19 employees	7	X	X	X
	Establishments with 20 to 49 employees	3	X	X	X
	Establishments with 50 to 99 employees	—	X	X	X
	Establishments with 100 to 249 employees	—	X	X	X
	Establishments with 250 to 499 employees	—	X	X	X
	Establishments with 500 to 999 employees	—	X	X	X
	Establishments with 1,000 employees or more	—	X	X	X
5182	Data processing, hosting, and related services				
	All establishments	34	208	3 126	13 927
	Establishments with 1 to 4 employees	23	X	X	X
	Establishments with 5 to 9 employees	3	X	X	X
	Establishments with 10 to 19 employees	6	X	X	X
	Establishments with 20 to 49 employees	2	X	X	X
	Establishments with 50 to 99 employees	—	X	X	X
	Establishments with 100 to 249 employees	—	X	X	X
	Establishments with 250 to 499 employees	—	X	X	X
	Establishments with 500 to 999 employees	—	X	X	X
	Establishments with 1,000 employees or more	—	X	X	X
51821	Data processing, hosting, and related services				
	All establishments	34	208	3 126	13 927
	Establishments with 1 to 4 employees	23	X	X	X
	Establishments with 5 to 9 employees	3	X	X	X
	Establishments with 10 to 19 employees	6	X	X	X
	Establishments with 20 to 49 employees	2	X	X	X
	Establishments with 50 to 99 employees	—	X	X	X
	Establishments with 100 to 249 employees	—	X	X	X
	Establishments with 250 to 499 employees	—	X	X	X
	Establishments with 500 to 999 employees	—	X	X	X
	Establishments with 1,000 employees or more	—	X	X	X
518210	Data processing, hosting, and related services				
	All establishments	34	208	3 126	13 927
	Establishments with 1 to 4 employees	23	X	X	X
	Establishments with 5 to 9 employees	3	X	X	X
	Establishments with 10 to 19 employees	6	X	X	X
	Establishments with 20 to 49 employees	2	X	X	X
	Establishments with 50 to 99 employees	—	X	X	X
	Establishments with 100 to 249 employees	—	X	X	X
	Establishments with 250 to 499 employees	—	X	X	X
	Establishments with 500 to 999 employees	—	X	X	X
	Establishments with 1,000 employees or more	—	X	X	X
52	Finance and insurance				
	All establishments	1 105	11 620	200 845	772 707
	Establishments with 1 to 4 employees	619	X	X	X
	Establishments with 5 to 9 employees	233	X	X	X
	Establishments with 10 to 19 employees	143	X	X	X
	Establishments with 20 to 49 employees	78	X	X	X
	Establishments with 50 to 99 employees	22	X	X	X
	Establishments with 100 to 249 employees	5	X	X	X
	Establishments with 250 to 499 employees	1	X	X	X
	Establishments with 500 to 999 employees	4	X	X	X
	Establishments with 1,000 employees or more	—	X	X	X

See footnotes at end of table.

Table 5. Establishments, Employees, and Payroll by Industry and Employment Size of Establishments by County: 2004—Con.

[Excludes most government employees, railroad employees, and self-employed persons. Size class 1 to 4 employees includes establishments having payroll, but no employees, during mid-March pay period. For meaning of abbreviations and symbols, see introductory text. For explanation of terms, see Appendix A. For statement on reliability, see the note at the end of the table and Appendix C]

NAICS code	Geography, kind of business, and employment size class	Establishments (number)	Paid employees for pay period including March 12 (number)	First-quarter payroll (\$1,000)	Annual payroll (\$1,000)
	MONMOUTH—Con.				
52	Finance and insurance—Con.				
522	Credit intermediation and related activities				
	All establishments	457	4 430	58 651	225 419
	Establishments with 1 to 4 employees	156	X	X	X
	Establishments with 5 to 9 employees	157	X	X	X
	Establishments with 10 to 19 employees	97	X	X	X
	Establishments with 20 to 49 employees	37	X	X	X
	Establishments with 50 to 99 employees	10	X	X	X
	Establishments with 100 to 249 employees	—	X	X	X
	Establishments with 250 to 499 employees	—	X	X	X
	Establishments with 500 to 999 employees	—	X	X	X
	Establishments with 1,000 employees or more	—	X	X	X
5221	Depository credit intermediation				
	All establishments	273	2 973	28 295	119 178
	Establishments with 1 to 4 employees	58	X	X	X
	Establishments with 5 to 9 employees	113	X	X	X
	Establishments with 10 to 19 employees	75	X	X	X
	Establishments with 20 to 49 employees	19	X	X	X
	Establishments with 50 to 99 employees	8	X	X	X
	Establishments with 100 to 249 employees	—	X	X	X
	Establishments with 250 to 499 employees	—	X	X	X
	Establishments with 500 to 999 employees	—	X	X	X
	Establishments with 1,000 employees or more	—	X	X	X
52211	Commercial banking				
	All establishments	175	1 980	20 132	84 462
	Establishments with 1 to 4 employees	39	X	X	X
	Establishments with 5 to 9 employees	67	X	X	X
	Establishments with 10 to 19 employees	49	X	X	X
	Establishments with 20 to 49 employees	14	X	X	X
	Establishments with 50 to 99 employees	6	X	X	X
	Establishments with 100 to 249 employees	—	X	X	X
	Establishments with 250 to 499 employees	—	X	X	X
	Establishments with 500 to 999 employees	—	X	X	X
	Establishments with 1,000 employees or more	—	X	X	X
522110	Commercial banking				
	All establishments	175	1 980	20 132	84 462
	Establishments with 1 to 4 employees	39	X	X	X
	Establishments with 5 to 9 employees	67	X	X	X
	Establishments with 10 to 19 employees	49	X	X	X
	Establishments with 20 to 49 employees	14	X	X	X
	Establishments with 50 to 99 employees	6	X	X	X
	Establishments with 100 to 249 employees	—	X	X	X
	Establishments with 250 to 499 employees	—	X	X	X
	Establishments with 500 to 999 employees	—	X	X	X
	Establishments with 1,000 employees or more	—	X	X	X
52212	Savings institutions				
	All establishments	78	745	6 177	26 117
	Establishments with 1 to 4 employees	11	X	X	X
	Establishments with 5 to 9 employees	37	X	X	X
	Establishments with 10 to 19 employees	25	X	X	X
	Establishments with 20 to 49 employees	5	X	X	X
	Establishments with 50 to 99 employees	—	X	X	X
	Establishments with 100 to 249 employees	—	X	X	X
	Establishments with 250 to 499 employees	—	X	X	X
	Establishments with 500 to 999 employees	—	X	X	X
	Establishments with 1,000 employees or more	—	X	X	X
522120	Savings institutions				
	All establishments	78	745	6 177	26 117
	Establishments with 1 to 4 employees	11	X	X	X
	Establishments with 5 to 9 employees	37	X	X	X
	Establishments with 10 to 19 employees	25	X	X	X
	Establishments with 20 to 49 employees	5	X	X	X
	Establishments with 50 to 99 employees	—	X	X	X
	Establishments with 100 to 249 employees	—	X	X	X
	Establishments with 250 to 499 employees	—	X	X	X
	Establishments with 500 to 999 employees	—	X	X	X
	Establishments with 1,000 employees or more	—	X	X	X
52213	Credit unions				
	All establishments	18	c	D	D
	Establishments with 1 to 4 employees	7	X	X	X
	Establishments with 5 to 9 employees	8	X	X	X
	Establishments with 10 to 19 employees	1	X	X	X
	Establishments with 20 to 49 employees	—	X	X	X
	Establishments with 50 to 99 employees	2	X	X	X
	Establishments with 100 to 249 employees	—	X	X	X
	Establishments with 250 to 499 employees	—	X	X	X
	Establishments with 500 to 999 employees	—	X	X	X
	Establishments with 1,000 employees or more	—	X	X	X

See footnotes at end of table.

Table 5. Establishments, Employees, and Payroll by Industry and Employment Size of Establishments by County: 2004—Con.

[Excludes most government employees, railroad employees, and self-employed persons. Size class 1 to 4 employees includes establishments having payroll, but no employees, during mid-March pay period. For meaning of abbreviations and symbols, see introductory text. For explanation of terms, see Appendix A. For statement on reliability, see the note at the end of the table and Appendix C]

NAICS code	Geography, kind of business, and employment size class	Establishments (number)	Paid employees for pay period including March 12 (number)	First-quarter payroll (\$1,000)	Annual payroll (\$1,000)
52	MONMOUTH—Con.				
	Finance and insurance—Con.				
522	Credit intermediation and related activities—Con.				
5221	Depository credit intermediation—Con.				
52213	Credit unions—Con.				
522130	Credit unions				
	All establishments	18	c	D	D
	Establishments with 1 to 4 employees	7	X	X	X
	Establishments with 5 to 9 employees	8	X	X	X
	Establishments with 10 to 19 employees	1	X	X	X
	Establishments with 20 to 49 employees	—	X	X	X
	Establishments with 50 to 99 employees	2	X	X	X
	Establishments with 100 to 249 employees	—	X	X	X
	Establishments with 250 to 499 employees	—	X	X	X
	Establishments with 500 to 999 employees	—	X	X	X
	Establishments with 1,000 employees or more	—	X	X	X
5222	Nondepository credit intermediation				
	All establishments	126	1 024	25 865	86 999
	Establishments with 1 to 4 employees	63	X	X	X
	Establishments with 5 to 9 employees	31	X	X	X
	Establishments with 10 to 19 employees	19	X	X	X
	Establishments with 20 to 49 employees	12	X	X	X
	Establishments with 50 to 99 employees	1	X	X	X
	Establishments with 100 to 249 employees	—	X	X	X
	Establishments with 250 to 499 employees	—	X	X	X
	Establishments with 500 to 999 employees	—	X	X	X
	Establishments with 1,000 employees or more	—	X	X	X
52229	Other nondepository credit intermediation				
	All establishments	109	923	24 614	82 317
	Establishments with 1 to 4 employees	50	X	X	X
	Establishments with 5 to 9 employees	30	X	X	X
	Establishments with 10 to 19 employees	17	X	X	X
	Establishments with 20 to 49 employees	11	X	X	X
	Establishments with 50 to 99 employees	1	X	X	X
	Establishments with 100 to 249 employees	—	X	X	X
	Establishments with 250 to 499 employees	—	X	X	X
	Establishments with 500 to 999 employees	—	X	X	X
	Establishments with 1,000 employees or more	—	X	X	X
522292	Real estate credit				
	All establishments	90	843	23 718	78 686
	Establishments with 1 to 4 employees	40	X	X	X
	Establishments with 5 to 9 employees	21	X	X	X
	Establishments with 10 to 19 employees	17	X	X	X
	Establishments with 20 to 49 employees	11	X	X	X
	Establishments with 50 to 99 employees	1	X	X	X
	Establishments with 100 to 249 employees	—	X	X	X
	Establishments with 250 to 499 employees	—	X	X	X
	Establishments with 500 to 999 employees	—	X	X	X
	Establishments with 1,000 employees or more	—	X	X	X
5223	Activities related to credit intermediation				
	All establishments	58	433	4 491	19 242
	Establishments with 1 to 4 employees	35	X	X	X
	Establishments with 5 to 9 employees	13	X	X	X
	Establishments with 10 to 19 employees	3	X	X	X
	Establishments with 20 to 49 employees	6	X	X	X
	Establishments with 50 to 99 employees	1	X	X	X
	Establishments with 100 to 249 employees	—	X	X	X
	Establishments with 250 to 499 employees	—	X	X	X
	Establishments with 500 to 999 employees	—	X	X	X
	Establishments with 1,000 employees or more	—	X	X	X
52231	Mortgage and nonmortgage loan brokers				
	All establishments	35	315	3 609	15 069
	Establishments with 1 to 4 employees	20	X	X	X
	Establishments with 5 to 9 employees	8	X	X	X
	Establishments with 10 to 19 employees	1	X	X	X
	Establishments with 20 to 49 employees	5	X	X	X
	Establishments with 50 to 99 employees	1	X	X	X
	Establishments with 100 to 249 employees	—	X	X	X
	Establishments with 250 to 499 employees	—	X	X	X
	Establishments with 500 to 999 employees	—	X	X	X
	Establishments with 1,000 employees or more	—	X	X	X
522310	Mortgage and nonmortgage loan brokers				
	All establishments	35	315	3 609	15 069
	Establishments with 1 to 4 employees	20	X	X	X
	Establishments with 5 to 9 employees	8	X	X	X
	Establishments with 10 to 19 employees	1	X	X	X
	Establishments with 20 to 49 employees	5	X	X	X
	Establishments with 50 to 99 employees	1	X	X	X
	Establishments with 100 to 249 employees	—	X	X	X
	Establishments with 250 to 499 employees	—	X	X	X
	Establishments with 500 to 999 employees	—	X	X	X
	Establishments with 1,000 employees or more	—	X	X	X

See footnotes at end of table.

Table 5. Establishments, Employees, and Payroll by Industry and Employment Size of Establishments by County: 2004—Con.

[Excludes most government employees, railroad employees, and self-employed persons. Size class 1 to 4 employees includes establishments having payroll, but no employees, during mid-March pay period. For meaning of abbreviations and symbols, see introductory text. For explanation of terms, see Appendix A. For statement on reliability, see the note at the end of the table and Appendix C]

NAICS code	Geography, kind of business, and employment size class	Establishments (number)	Paid employees for pay period including March 12 (number)	First-quarter payroll (\$1,000)	Annual payroll (\$1,000)
52	MONMOUTH—Con.				
	Finance and insurance—Con.				
523	Securities, commodity contracts, other financial investments, and related activities				
	All establishments	306	1 779	52 230	234 869
	Establishments with 1 to 4 employees	241	X	X	X
	Establishments with 5 to 9 employees	24	X	X	X
	Establishments with 10 to 19 employees	15	X	X	X
	Establishments with 20 to 49 employees	20	X	X	X
	Establishments with 50 to 99 employees	4	X	X	X
	Establishments with 100 to 249 employees	2	X	X	X
	Establishments with 250 to 499 employees	—	X	X	X
	Establishments with 500 to 999 employees	—	X	X	X
	Establishments with 1,000 employees or more	—	X	X	X
5231	Securities and commodity contracts intermediation and brokerage				
	All establishments	183	1 391	43 474	174 961
	Establishments with 1 to 4 employees	137	X	X	X
	Establishments with 5 to 9 employees	14	X	X	X
	Establishments with 10 to 19 employees	11	X	X	X
	Establishments with 20 to 49 employees	15	X	X	X
	Establishments with 50 to 99 employees	4	X	X	X
	Establishments with 100 to 249 employees	2	X	X	X
	Establishments with 250 to 499 employees	—	X	X	X
	Establishments with 500 to 999 employees	—	X	X	X
	Establishments with 1,000 employees or more	—	X	X	X
52311	Investment banking and securities dealing				
	All establishments	60	268	7 782	43 483
	Establishments with 1 to 4 employees	56	X	X	X
	Establishments with 5 to 9 employees	1	X	X	X
	Establishments with 10 to 19 employees	2	X	X	X
	Establishments with 20 to 49 employees	—	X	X	X
	Establishments with 50 to 99 employees	—	X	X	X
	Establishments with 100 to 249 employees	1	X	X	X
	Establishments with 250 to 499 employees	—	X	X	X
	Establishments with 500 to 999 employees	—	X	X	X
	Establishments with 1,000 employees or more	—	X	X	X
523110	Investment banking and securities dealing				
	All establishments	60	268	7 782	43 483
	Establishments with 1 to 4 employees	56	X	X	X
	Establishments with 5 to 9 employees	1	X	X	X
	Establishments with 10 to 19 employees	2	X	X	X
	Establishments with 20 to 49 employees	—	X	X	X
	Establishments with 50 to 99 employees	—	X	X	X
	Establishments with 100 to 249 employees	1	X	X	X
	Establishments with 250 to 499 employees	—	X	X	X
	Establishments with 500 to 999 employees	—	X	X	X
	Establishments with 1,000 employees or more	—	X	X	X
52312	Securities brokerage				
	All establishments	108	1 072	33 668	122 688
	Establishments with 1 to 4 employees	68	X	X	X
	Establishments with 5 to 9 employees	12	X	X	X
	Establishments with 10 to 19 employees	9	X	X	X
	Establishments with 20 to 49 employees	14	X	X	X
	Establishments with 50 to 99 employees	4	X	X	X
	Establishments with 100 to 249 employees	1	X	X	X
	Establishments with 250 to 499 employees	—	X	X	X
	Establishments with 500 to 999 employees	—	X	X	X
	Establishments with 1,000 employees or more	—	X	X	X
523120	Securities brokerage				
	All establishments	108	1 072	33 668	122 688
	Establishments with 1 to 4 employees	68	X	X	X
	Establishments with 5 to 9 employees	12	X	X	X
	Establishments with 10 to 19 employees	9	X	X	X
	Establishments with 20 to 49 employees	14	X	X	X
	Establishments with 50 to 99 employees	4	X	X	X
	Establishments with 100 to 249 employees	1	X	X	X
	Establishments with 250 to 499 employees	—	X	X	X
	Establishments with 500 to 999 employees	—	X	X	X
	Establishments with 1,000 employees or more	—	X	X	X
5239	Other financial investment activities				
	All establishments	122	e	D	D
	Establishments with 1 to 4 employees	103	X	X	X
	Establishments with 5 to 9 employees	10	X	X	X
	Establishments with 10 to 19 employees	4	X	X	X
	Establishments with 20 to 49 employees	5	X	X	X
	Establishments with 50 to 99 employees	—	X	X	X
	Establishments with 100 to 249 employees	—	X	X	X
	Establishments with 250 to 499 employees	—	X	X	X
	Establishments with 500 to 999 employees	—	X	X	X
	Establishments with 1,000 employees or more	—	X	X	X

See footnotes at end of table.

Table 5. Establishments, Employees, and Payroll by Industry and Employment Size of Establishments by County: 2004—Con.

[Excludes most government employees, railroad employees, and self-employed persons. Size class 1 to 4 employees includes establishments having payroll, but no employees, during mid-March pay period. For meaning of abbreviations and symbols, see introductory text. For explanation of terms, see Appendix A. For statement on reliability, see the note at the end of the table and Appendix C]

NAICS code	Geography, kind of business, and employment size class	Establishments (number)	Paid employees for pay period including March 12 (number)	First-quarter payroll (\$1,000)	Annual payroll (\$1,000)
	MONMOUTH—Con.				
52	Finance and insurance—Con.				
523	Securities, commodity contracts, other financial investments, and related activities—Con.				
5239	Other financial investment activities—Con.				
52392	Portfolio management				
	All establishments	52	246	6 850	50 740
	Establishments with 1 to 4 employees	40	X	X	X
	Establishments with 5 to 9 employees	5	X	X	X
	Establishments with 10 to 19 employees	2	X	X	X
	Establishments with 20 to 49 employees	5	X	X	X
	Establishments with 50 to 99 employees	—	X	X	X
	Establishments with 100 to 249 employees	—	X	X	X
	Establishments with 250 to 499 employees	—	X	X	X
	Establishments with 500 to 999 employees	—	X	X	X
	Establishments with 1,000 employees or more	—	X	X	X
523920	Portfolio management				
	All establishments	52	246	6 850	50 740
	Establishments with 1 to 4 employees	40	X	X	X
	Establishments with 5 to 9 employees	5	X	X	X
	Establishments with 10 to 19 employees	2	X	X	X
	Establishments with 20 to 49 employees	5	X	X	X
	Establishments with 50 to 99 employees	—	X	X	X
	Establishments with 100 to 249 employees	—	X	X	X
	Establishments with 250 to 499 employees	—	X	X	X
	Establishments with 500 to 999 employees	—	X	X	X
	Establishments with 1,000 employees or more	—	X	X	X
52393	Investment advice				
	All establishments	60	c	D	D
	Establishments with 1 to 4 employees	56	X	X	X
	Establishments with 5 to 9 employees	3	X	X	X
	Establishments with 10 to 19 employees	1	X	X	X
	Establishments with 20 to 49 employees	—	X	X	X
	Establishments with 50 to 99 employees	—	X	X	X
	Establishments with 100 to 249 employees	—	X	X	X
	Establishments with 250 to 499 employees	—	X	X	X
	Establishments with 500 to 999 employees	—	X	X	X
	Establishments with 1,000 employees or more	—	X	X	X
523930	Investment advice				
	All establishments	60	c	D	D
	Establishments with 1 to 4 employees	56	X	X	X
	Establishments with 5 to 9 employees	3	X	X	X
	Establishments with 10 to 19 employees	1	X	X	X
	Establishments with 20 to 49 employees	—	X	X	X
	Establishments with 50 to 99 employees	—	X	X	X
	Establishments with 100 to 249 employees	—	X	X	X
	Establishments with 250 to 499 employees	—	X	X	X
	Establishments with 500 to 999 employees	—	X	X	X
	Establishments with 1,000 employees or more	—	X	X	X
524	Insurance carriers and related activities				
	All establishments	332	5 371	89 458	310 119
	Establishments with 1 to 4 employees	214	X	X	X
	Establishments with 5 to 9 employees	52	X	X	X
	Establishments with 10 to 19 employees	29	X	X	X
	Establishments with 20 to 49 employees	21	X	X	X
	Establishments with 50 to 99 employees	8	X	X	X
	Establishments with 100 to 249 employees	3	X	X	X
	Establishments with 250 to 499 employees	1	X	X	X
	Establishments with 500 to 999 employees	4	X	X	X
	Establishments with 1,000 employees or more	—	X	X	X
5241	Insurance carriers				
	All establishments	60	2 857	58 345	172 669
	Establishments with 1 to 4 employees	32	X	X	X
	Establishments with 5 to 9 employees	10	X	X	X
	Establishments with 10 to 19 employees	2	X	X	X
	Establishments with 20 to 49 employees	6	X	X	X
	Establishments with 50 to 99 employees	5	X	X	X
	Establishments with 100 to 249 employees	1	X	X	X
	Establishments with 250 to 499 employees	1	X	X	X
	Establishments with 500 to 999 employees	3	X	X	X
	Establishments with 1,000 employees or more	—	X	X	X
52411	Direct life, health, and medical insurance carriers				
	All establishments	22	2 134	48 293	133 853
	Establishments with 1 to 4 employees	8	X	X	X
	Establishments with 5 to 9 employees	6	X	X	X
	Establishments with 10 to 19 employees	—	X	X	X
	Establishments with 20 to 49 employees	3	X	X	X
	Establishments with 50 to 99 employees	1	X	X	X
	Establishments with 100 to 249 employees	1	X	X	X
	Establishments with 250 to 499 employees	—	X	X	X
	Establishments with 500 to 999 employees	3	X	X	X
	Establishments with 1,000 employees or more	—	X	X	X

See footnotes at end of table.

Table 5. Establishments, Employees, and Payroll by Industry and Employment Size of Establishments by County: 2004—Con.

[Excludes most government employees, railroad employees, and self-employed persons. Size class 1 to 4 employees includes establishments having payroll, but no employees, during mid-March pay period. For meaning of abbreviations and symbols, see introductory text. For explanation of terms, see Appendix A. For statement on reliability, see the note at the end of the table and Appendix C]

NAICS code	Geography, kind of business, and employment size class	Establishments (number)	Paid employees for pay period including March 12 (number)	First-quarter payroll (\$1,000)	Annual payroll (\$1,000)
	MONMOUTH—Con.				
52	Finance and insurance—Con.				
524	Insurance carriers and related activities—Con.				
5241	Insurance carriers—Con.				
52411	Direct life, health, and medical insurance carriers—Con.				
524113	Direct life insurance carriers				
	All establishments	17	g	D	D
	Establishments with 1 to 4 employees	6	X	X	X
	Establishments with 5 to 9 employees	5	X	X	X
	Establishments with 10 to 19 employees	—	X	X	X
	Establishments with 20 to 49 employees	3	X	X	X
	Establishments with 50 to 99 employees	1	X	X	X
	Establishments with 100 to 249 employees	—	X	X	X
	Establishments with 250 to 499 employees	—	X	X	X
	Establishments with 500 to 999 employees	2	X	X	X
	Establishments with 1,000 employees or more	—	X	X	X
524114	Direct health and medical insurance carriers				
	All establishments	5	f	D	D
	Establishments with 1 to 4 employees	2	X	X	X
	Establishments with 5 to 9 employees	1	X	X	X
	Establishments with 10 to 19 employees	—	X	X	X
	Establishments with 20 to 49 employees	—	X	X	X
	Establishments with 50 to 99 employees	—	X	X	X
	Establishments with 100 to 249 employees	1	X	X	X
	Establishments with 250 to 499 employees	—	X	X	X
	Establishments with 500 to 999 employees	1	X	X	X
	Establishments with 1,000 employees or more	—	X	X	X
52412	Direct insurance (except life, health, and medical) carriers				
	All establishments	37	f	D	D
	Establishments with 1 to 4 employees	23	X	X	X
	Establishments with 5 to 9 employees	4	X	X	X
	Establishments with 10 to 19 employees	2	X	X	X
	Establishments with 20 to 49 employees	3	X	X	X
	Establishments with 50 to 99 employees	4	X	X	X
	Establishments with 100 to 249 employees	—	X	X	X
	Establishments with 250 to 499 employees	1	X	X	X
	Establishments with 500 to 999 employees	—	X	X	X
	Establishments with 1,000 employees or more	—	X	X	X
524126	Direct property and casualty insurance carriers				
	All establishments	26	702	9 727	37 785
	Establishments with 1 to 4 employees	14	X	X	X
	Establishments with 5 to 9 employees	2	X	X	X
	Establishments with 10 to 19 employees	2	X	X	X
	Establishments with 20 to 49 employees	3	X	X	X
	Establishments with 50 to 99 employees	4	X	X	X
	Establishments with 100 to 249 employees	—	X	X	X
	Establishments with 250 to 499 employees	1	X	X	X
	Establishments with 500 to 999 employees	—	X	X	X
	Establishments with 1,000 employees or more	—	X	X	X
5242	Agencies, brokerages, and other insurance related activities				
	All establishments	272	2 514	31 113	137 450
	Establishments with 1 to 4 employees	182	X	X	X
	Establishments with 5 to 9 employees	42	X	X	X
	Establishments with 10 to 19 employees	27	X	X	X
	Establishments with 20 to 49 employees	15	X	X	X
	Establishments with 50 to 99 employees	3	X	X	X
	Establishments with 100 to 249 employees	2	X	X	X
	Establishments with 250 to 499 employees	—	X	X	X
	Establishments with 500 to 999 employees	1	X	X	X
	Establishments with 1,000 employees or more	—	X	X	X
52421	Insurance agencies and brokerages				
	All establishments	232	2 257	28 420	126 322
	Establishments with 1 to 4 employees	155	X	X	X
	Establishments with 5 to 9 employees	33	X	X	X
	Establishments with 10 to 19 employees	26	X	X	X
	Establishments with 20 to 49 employees	13	X	X	X
	Establishments with 50 to 99 employees	2	X	X	X
	Establishments with 100 to 249 employees	2	X	X	X
	Establishments with 250 to 499 employees	—	X	X	X
	Establishments with 500 to 999 employees	1	X	X	X
	Establishments with 1,000 employees or more	—	X	X	X
524210	Insurance agencies and brokerages				
	All establishments	232	2 257	28 420	126 322
	Establishments with 1 to 4 employees	155	X	X	X
	Establishments with 5 to 9 employees	33	X	X	X
	Establishments with 10 to 19 employees	26	X	X	X
	Establishments with 20 to 49 employees	13	X	X	X
	Establishments with 50 to 99 employees	2	X	X	X
	Establishments with 100 to 249 employees	2	X	X	X
	Establishments with 250 to 499 employees	—	X	X	X
	Establishments with 500 to 999 employees	1	X	X	X
	Establishments with 1,000 employees or more	—	X	X	X

See footnotes at end of table.

Table 5. Establishments, Employees, and Payroll by Industry and Employment Size of Establishments by County: 2004—Con.

[Excludes most government employees, railroad employees, and self-employed persons. Size class 1 to 4 employees includes establishments having payroll, but no employees, during mid-March pay period. For meaning of abbreviations and symbols, see introductory text. For explanation of terms, see Appendix A. For statement on reliability, see the note at the end of the table and Appendix C]

NAICS code	Geography, kind of business, and employment size class	Establishments (number)	Paid employees for pay period including March 12 (number)	First-quarter payroll (\$1,000)	Annual payroll (\$1,000)
	MONMOUTH—Con.				
52	Finance and insurance—Con.				
524	Insurance carriers and related activities—Con.				
5242	Agencies, brokerages, and other insurance related activities—Con.				
52421	Insurance agencies and brokerages—Con.				
524210	Insurance agencies and brokerages—Con.				
	All establishments—Con.				
	Establishments with 1,000 employees or more	—	X	X	X
52429	Other insurance related activities				
	All establishments	40	257	2 693	11 128
	Establishments with 1 to 4 employees	27	X	X	X
	Establishments with 5 to 9 employees	9	X	X	X
	Establishments with 10 to 19 employees	1	X	X	X
	Establishments with 20 to 49 employees	2	X	X	X
	Establishments with 50 to 99 employees	1	X	X	X
	Establishments with 100 to 249 employees	—	X	X	X
	Establishments with 250 to 499 employees	—	X	X	X
	Establishments with 500 to 999 employees	—	X	X	X
	Establishments with 1,000 employees or more	—	X	X	X
524292	Third party administration of insurance and pension funds/plans				
	All establishments	9	153	1 533	6 007
	Establishments with 1 to 4 employees	3	X	X	X
	Establishments with 5 to 9 employees	3	X	X	X
	Establishments with 10 to 19 employees	1	X	X	X
	Establishments with 20 to 49 employees	1	X	X	X
	Establishments with 50 to 99 employees	1	X	X	X
	Establishments with 100 to 249 employees	—	X	X	X
	Establishments with 250 to 499 employees	—	X	X	X
	Establishments with 500 to 999 employees	—	X	X	X
	Establishments with 1,000 employees or more	—	X	X	X
53	Real estate and rental and leasing				
	All establishments	722	3 466	26 463	127 948
	Establishments with 1 to 4 employees	538	X	X	X
	Establishments with 5 to 9 employees	106	X	X	X
	Establishments with 10 to 19 employees	55	X	X	X
	Establishments with 20 to 49 employees	19	X	X	X
	Establishments with 50 to 99 employees	1	X	X	X
	Establishments with 100 to 249 employees	2	X	X	X
	Establishments with 250 to 499 employees	1	X	X	X
	Establishments with 500 to 999 employees	—	X	X	X
	Establishments with 1,000 employees or more	—	X	X	X
531	Real estate				
	All establishments	618	2 832	21 639	107 579
	Establishments with 1 to 4 employees	477	X	X	X
	Establishments with 5 to 9 employees	88	X	X	X
	Establishments with 10 to 19 employees	35	X	X	X
	Establishments with 20 to 49 employees	15	X	X	X
	Establishments with 50 to 99 employees	—	X	X	X
	Establishments with 100 to 249 employees	2	X	X	X
	Establishments with 250 to 499 employees	1	X	X	X
	Establishments with 500 to 999 employees	—	X	X	X
	Establishments with 1,000 employees or more	—	X	X	X
5311	Lessors of real estate				
	All establishments	244	821	5 038	22 478
	Establishments with 1 to 4 employees	199	X	X	X
	Establishments with 5 to 9 employees	29	X	X	X
	Establishments with 10 to 19 employees	12	X	X	X
	Establishments with 20 to 49 employees	4	X	X	X
	Establishments with 50 to 99 employees	—	X	X	X
	Establishments with 100 to 249 employees	—	X	X	X
	Establishments with 250 to 499 employees	—	X	X	X
	Establishments with 500 to 999 employees	—	X	X	X
	Establishments with 1,000 employees or more	—	X	X	X
53111	Lessors of residential buildings and dwellings				
	All establishments	112	439	2 416	10 204
	Establishments with 1 to 4 employees	85	X	X	X
	Establishments with 5 to 9 employees	16	X	X	X
	Establishments with 10 to 19 employees	8	X	X	X
	Establishments with 20 to 49 employees	3	X	X	X
	Establishments with 50 to 99 employees	—	X	X	X
	Establishments with 100 to 249 employees	—	X	X	X
	Establishments with 250 to 499 employees	—	X	X	X
	Establishments with 500 to 999 employees	—	X	X	X
	Establishments with 1,000 employees or more	—	X	X	X

See footnotes at end of table.

Table 5. Establishments, Employees, and Payroll by Industry and Employment Size of Establishments by County: 2004—Con.

[Excludes most government employees, railroad employees, and self-employed persons. Size class 1 to 4 employees includes establishments having payroll, but no employees, during mid-March pay period. For meaning of abbreviations and symbols, see introductory text. For explanation of terms, see Appendix A. For statement on reliability, see the note at the end of the table and Appendix C]

NAICS code	Geography, kind of business, and employment size class	Establishments (number)	Paid employees for pay period including March 12 (number)	First-quarter payroll (\$1,000)	Annual payroll (\$1,000)
	MONMOUTH—Con.				
53	Real estate and rental and leasing—Con.				
531	Real estate—Con.				
5311	Lessors of real estate—Con.				
53111	Lessors of residential buildings and dwellings—Con.				
531110	Lessors of residential buildings and dwellings				
	All establishments	112	439	2 416	10 204
	Establishments with 1 to 4 employees	85	X	X	X
	Establishments with 5 to 9 employees	16	X	X	X
	Establishments with 10 to 19 employees	8	X	X	X
	Establishments with 20 to 49 employees	3	X	X	X
	Establishments with 50 to 99 employees	—	X	X	X
	Establishments with 100 to 249 employees	—	X	X	X
	Establishments with 250 to 499 employees	—	X	X	X
	Establishments with 500 to 999 employees	—	X	X	X
	Establishments with 1,000 employees or more	—	X	X	X
53112	Lessors of nonresidential buildings (except miniwarehouses)				
	All establishments	88	241	1 633	7 391
	Establishments with 1 to 4 employees	76	X	X	X
	Establishments with 5 to 9 employees	8	X	X	X
	Establishments with 10 to 19 employees	3	X	X	X
	Establishments with 20 to 49 employees	1	X	X	X
	Establishments with 50 to 99 employees	—	X	X	X
	Establishments with 100 to 249 employees	—	X	X	X
	Establishments with 250 to 499 employees	—	X	X	X
	Establishments with 500 to 999 employees	—	X	X	X
	Establishments with 1,000 employees or more	—	X	X	X
531120	Lessors of nonresidential buildings (except miniwarehouses)				
	All establishments	88	241	1 633	7 391
	Establishments with 1 to 4 employees	76	X	X	X
	Establishments with 5 to 9 employees	8	X	X	X
	Establishments with 10 to 19 employees	3	X	X	X
	Establishments with 20 to 49 employees	1	X	X	X
	Establishments with 50 to 99 employees	—	X	X	X
	Establishments with 100 to 249 employees	—	X	X	X
	Establishments with 250 to 499 employees	—	X	X	X
	Establishments with 500 to 999 employees	—	X	X	X
	Establishments with 1,000 employees or more	—	X	X	X
5312	Offices of real estate agents and brokers				
	All establishments	211	1 202	9 434	45 174
	Establishments with 1 to 4 employees	159	X	X	X
	Establishments with 5 to 9 employees	34	X	X	X
	Establishments with 10 to 19 employees	10	X	X	X
	Establishments with 20 to 49 employees	6	X	X	X
	Establishments with 50 to 99 employees	—	X	X	X
	Establishments with 100 to 249 employees	1	X	X	X
	Establishments with 250 to 499 employees	1	X	X	X
	Establishments with 500 to 999 employees	—	X	X	X
	Establishments with 1,000 employees or more	—	X	X	X
53121	Offices of real estate agents and brokers				
	All establishments	211	1 202	9 434	45 174
	Establishments with 1 to 4 employees	159	X	X	X
	Establishments with 5 to 9 employees	34	X	X	X
	Establishments with 10 to 19 employees	10	X	X	X
	Establishments with 20 to 49 employees	6	X	X	X
	Establishments with 50 to 99 employees	—	X	X	X
	Establishments with 100 to 249 employees	1	X	X	X
	Establishments with 250 to 499 employees	1	X	X	X
	Establishments with 500 to 999 employees	—	X	X	X
	Establishments with 1,000 employees or more	—	X	X	X
531210	Offices of real estate agents and brokers				
	All establishments	211	1 202	9 434	45 174
	Establishments with 1 to 4 employees	159	X	X	X
	Establishments with 5 to 9 employees	34	X	X	X
	Establishments with 10 to 19 employees	10	X	X	X
	Establishments with 20 to 49 employees	6	X	X	X
	Establishments with 50 to 99 employees	—	X	X	X
	Establishments with 100 to 249 employees	1	X	X	X
	Establishments with 250 to 499 employees	1	X	X	X
	Establishments with 500 to 999 employees	—	X	X	X
	Establishments with 1,000 employees or more	—	X	X	X
5313	Activities related to real estate				
	All establishments	163	809	7 167	39 927
	Establishments with 1 to 4 employees	119	X	X	X
	Establishments with 5 to 9 employees	25	X	X	X
	Establishments with 10 to 19 employees	13	X	X	X
	Establishments with 20 to 49 employees	5	X	X	X
	Establishments with 50 to 99 employees	—	X	X	X
	Establishments with 100 to 249 employees	1	X	X	X
	Establishments with 250 to 499 employees	—	X	X	X
	Establishments with 500 to 999 employees	—	X	X	X
	Establishments with 1,000 employees or more	—	X	X	X

See footnotes at end of table.

Table 5. Establishments, Employees, and Payroll by Industry and Employment Size of Establishments by County: 2004—Con.

[Excludes most government employees, railroad employees, and self-employed persons. Size class 1 to 4 employees includes establishments having payroll, but no employees, during mid-March pay period. For meaning of abbreviations and symbols, see introductory text. For explanation of terms, see Appendix A. For statement on reliability, see the note at the end of the table and Appendix C]

NAICS code	Geography, kind of business, and employment size class	Establishments (number)	Paid employees for pay period including March 12 (number)	First-quarter payroll (\$1,000)	Annual payroll (\$1,000)
	MONMOUTH—Con.				
53	Real estate and rental and leasing—Con.				
531	Real estate—Con.				
5313	Activities related to real estate—Con.				
53131	Real estate property managers				
	All establishments	88	601	5 380	29 762
	Establishments with 1 to 4 employees	60	X	X	X
	Establishments with 5 to 9 employees	11	X	X	X
	Establishments with 10 to 19 employees	12	X	X	X
	Establishments with 20 to 49 employees	4	X	X	X
	Establishments with 50 to 99 employees	—	X	X	X
	Establishments with 100 to 249 employees	1	X	X	X
	Establishments with 250 to 499 employees	—	X	X	X
	Establishments with 500 to 999 employees	—	X	X	X
	Establishments with 1,000 employees or more	—	X	X	X
531311	Residential property managers				
	All establishments	60	461	3 854	16 825
	Establishments with 1 to 4 employees	41	X	X	X
	Establishments with 5 to 9 employees	7	X	X	X
	Establishments with 10 to 19 employees	8	X	X	X
	Establishments with 20 to 49 employees	3	X	X	X
	Establishments with 50 to 99 employees	—	X	X	X
	Establishments with 100 to 249 employees	1	X	X	X
	Establishments with 250 to 499 employees	—	X	X	X
	Establishments with 500 to 999 employees	—	X	X	X
	Establishments with 1,000 employees or more	—	X	X	X
531312	Nonresidential property managers				
	All establishments	28	140	1 526	12 937
	Establishments with 1 to 4 employees	19	X	X	X
	Establishments with 5 to 9 employees	4	X	X	X
	Establishments with 10 to 19 employees	4	X	X	X
	Establishments with 20 to 49 employees	1	X	X	X
	Establishments with 50 to 99 employees	—	X	X	X
	Establishments with 100 to 249 employees	—	X	X	X
	Establishments with 250 to 499 employees	—	X	X	X
	Establishments with 500 to 999 employees	—	X	X	X
	Establishments with 1,000 employees or more	—	X	X	X
53132	Offices of real estate appraisers				
	All establishments	43	136	1 161	5 695
	Establishments with 1 to 4 employees	30	X	X	X
	Establishments with 5 to 9 employees	13	X	X	X
	Establishments with 10 to 19 employees	—	X	X	X
	Establishments with 20 to 49 employees	—	X	X	X
	Establishments with 50 to 99 employees	—	X	X	X
	Establishments with 100 to 249 employees	—	X	X	X
	Establishments with 250 to 499 employees	—	X	X	X
	Establishments with 500 to 999 employees	—	X	X	X
	Establishments with 1,000 employees or more	—	X	X	X
531320	Offices of real estate appraisers				
	All establishments	43	136	1 161	5 695
	Establishments with 1 to 4 employees	30	X	X	X
	Establishments with 5 to 9 employees	13	X	X	X
	Establishments with 10 to 19 employees	—	X	X	X
	Establishments with 20 to 49 employees	—	X	X	X
	Establishments with 50 to 99 employees	—	X	X	X
	Establishments with 100 to 249 employees	—	X	X	X
	Establishments with 250 to 499 employees	—	X	X	X
	Establishments with 500 to 999 employees	—	X	X	X
	Establishments with 1,000 employees or more	—	X	X	X
532	Rental and leasing services				
	All establishments	100	f	D	D
	Establishments with 1 to 4 employees	61	X	X	X
	Establishments with 5 to 9 employees	17	X	X	X
	Establishments with 10 to 19 employees	19	X	X	X
	Establishments with 20 to 49 employees	2	X	X	X
	Establishments with 50 to 99 employees	1	X	X	X
	Establishments with 100 to 249 employees	—	X	X	X
	Establishments with 250 to 499 employees	—	X	X	X
	Establishments with 500 to 999 employees	—	X	X	X
	Establishments with 1,000 employees or more	—	X	X	X
5321	Automotive equipment rental and leasing				
	All establishments	23	155	1 157	4 242
	Establishments with 1 to 4 employees	16	X	X	X
	Establishments with 5 to 9 employees	4	X	X	X
	Establishments with 10 to 19 employees	1	X	X	X
	Establishments with 20 to 49 employees	1	X	X	X
	Establishments with 50 to 99 employees	1	X	X	X
	Establishments with 100 to 249 employees	—	X	X	X
	Establishments with 250 to 499 employees	—	X	X	X
	Establishments with 500 to 999 employees	—	X	X	X
	Establishments with 1,000 employees or more	—	X	X	X

See footnotes at end of table.

Table 5. Establishments, Employees, and Payroll by Industry and Employment Size of Establishments by County: 2004—Con.

[Excludes most government employees, railroad employees, and self-employed persons. Size class 1 to 4 employees includes establishments having payroll, but no employees, during mid-March pay period. For meaning of abbreviations and symbols, see introductory text. For explanation of terms, see Appendix A. For statement on reliability, see the note at the end of the table and Appendix C]

NAICS code	Geography, kind of business, and employment size class	Establishments (number)	Paid employees for pay period including March 12 (number)	First-quarter payroll (\$1,000)	Annual payroll (\$1,000)
MONMOUTH—Con.					
53	Real estate and rental and leasing—Con.				
532	Rental and leasing services—Con.				
5321	Automotive equipment rental and leasing—Con.				
53211	Passenger car rental and leasing				
	All establishments	15	c	D	D
	Establishments with 1 to 4 employees	10	X	X	X
	Establishments with 5 to 9 employees	3	X	X	X
	Establishments with 10 to 19 employees	1	X	X	X
	Establishments with 20 to 49 employees	—	X	X	X
	Establishments with 50 to 99 employees	1	X	X	X
	Establishments with 100 to 249 employees	—	X	X	X
	Establishments with 250 to 499 employees	—	X	X	X
	Establishments with 500 to 999 employees	—	X	X	X
	Establishments with 1,000 employees or more	—	X	X	X
5322	Consumer goods rental				
	All establishments	53	302	1 245	5 346
	Establishments with 1 to 4 employees	28	X	X	X
	Establishments with 5 to 9 employees	8	X	X	X
	Establishments with 10 to 19 employees	17	X	X	X
	Establishments with 20 to 49 employees	—	X	X	X
	Establishments with 50 to 99 employees	—	X	X	X
	Establishments with 100 to 249 employees	—	X	X	X
	Establishments with 250 to 499 employees	—	X	X	X
	Establishments with 500 to 999 employees	—	X	X	X
	Establishments with 1,000 employees or more	—	X	X	X
53223	Video tape and disc rental				
	All establishments	32	235	790	3 160
	Establishments with 1 to 4 employees	13	X	X	X
	Establishments with 5 to 9 employees	4	X	X	X
	Establishments with 10 to 19 employees	15	X	X	X
	Establishments with 20 to 49 employees	—	X	X	X
	Establishments with 50 to 99 employees	—	X	X	X
	Establishments with 100 to 249 employees	—	X	X	X
	Establishments with 250 to 499 employees	—	X	X	X
	Establishments with 500 to 999 employees	—	X	X	X
	Establishments with 1,000 employees or more	—	X	X	X
532230	Video tape and disc rental				
	All establishments	32	235	790	3 160
	Establishments with 1 to 4 employees	13	X	X	X
	Establishments with 5 to 9 employees	4	X	X	X
	Establishments with 10 to 19 employees	15	X	X	X
	Establishments with 20 to 49 employees	—	X	X	X
	Establishments with 50 to 99 employees	—	X	X	X
	Establishments with 100 to 249 employees	—	X	X	X
	Establishments with 250 to 499 employees	—	X	X	X
	Establishments with 500 to 999 employees	—	X	X	X
	Establishments with 1,000 employees or more	—	X	X	X
54	Professional, scientific, and technical services				
	All establishments	2 783	20 224	273 572	1 242 616
	Establishments with 1 to 4 employees	2 033	X	X	X
	Establishments with 5 to 9 employees	375	X	X	X
	Establishments with 10 to 19 employees	192	X	X	X
	Establishments with 20 to 49 employees	118	X	X	X
	Establishments with 50 to 99 employees	35	X	X	X
	Establishments with 100 to 249 employees	21	X	X	X
	Establishments with 250 to 499 employees	9	X	X	X
	Establishments with 500 to 999 employees	—	X	X	X
	Establishments with 1,000 employees or more	—	X	X	X
541	Professional, scientific, and technical services				
	All establishments	2 783	20 224	273 572	1 242 616
	Establishments with 1 to 4 employees	2 033	X	X	X
	Establishments with 5 to 9 employees	375	X	X	X
	Establishments with 10 to 19 employees	192	X	X	X
	Establishments with 20 to 49 employees	118	X	X	X
	Establishments with 50 to 99 employees	35	X	X	X
	Establishments with 100 to 249 employees	21	X	X	X
	Establishments with 250 to 499 employees	9	X	X	X
	Establishments with 500 to 999 employees	—	X	X	X
	Establishments with 1,000 employees or more	—	X	X	X
5411	Legal services				
	All establishments	538	2 867	31 177	153 349
	Establishments with 1 to 4 employees	378	X	X	X
	Establishments with 5 to 9 employees	92	X	X	X
	Establishments with 10 to 19 employees	43	X	X	X
	Establishments with 20 to 49 employees	19	X	X	X
	Establishments with 50 to 99 employees	5	X	X	X
	Establishments with 100 to 249 employees	1	X	X	X
	Establishments with 250 to 499 employees	—	X	X	X
	Establishments with 500 to 999 employees	—	X	X	X
	Establishments with 1,000 employees or more	—	X	X	X

See footnotes at end of table.

Table 5. Establishments, Employees, and Payroll by Industry and Employment Size of Establishments by County: 2004—Con.

[Excludes most government employees, railroad employees, and self-employed persons. Size class 1 to 4 employees includes establishments having payroll, but no employees, during mid-March pay period. For meaning of abbreviations and symbols, see introductory text. For explanation of terms, see Appendix A. For statement on reliability, see the note at the end of the table and Appendix C]

NAICS code	Geography, kind of business, and employment size class	Establishments (number)	Paid employees for pay period including March 12 (number)	First-quarter payroll (\$1,000)	Annual payroll (\$1,000)
	MONMOUTH—Con.				
54	Professional, scientific, and technical services—Con.				
541	Professional, scientific, and technical services—Con.				
5411	Legal services—Con.				
54111	Offices of lawyers				
	All establishments	497	2 554	28 026	138 531
	Establishments with 1 to 4 employees	355	X	X	X
	Establishments with 5 to 9 employees	82	X	X	X
	Establishments with 10 to 19 employees	39	X	X	X
	Establishments with 20 to 49 employees	16	X	X	X
	Establishments with 50 to 99 employees	4	X	X	X
	Establishments with 100 to 249 employees	1	X	X	X
	Establishments with 250 to 499 employees	—	X	X	X
	Establishments with 500 to 999 employees	—	X	X	X
	Establishments with 1,000 employees or more	—	X	X	X
541110	Offices of lawyers				
	All establishments	497	2 554	28 026	138 531
	Establishments with 1 to 4 employees	355	X	X	X
	Establishments with 5 to 9 employees	82	X	X	X
	Establishments with 10 to 19 employees	39	X	X	X
	Establishments with 20 to 49 employees	16	X	X	X
	Establishments with 50 to 99 employees	4	X	X	X
	Establishments with 100 to 249 employees	1	X	X	X
	Establishments with 250 to 499 employees	—	X	X	X
	Establishments with 500 to 999 employees	—	X	X	X
	Establishments with 1,000 employees or more	—	X	X	X
54119	Other legal services				
	All establishments	41	313	3 151	14 818
	Establishments with 1 to 4 employees	23	X	X	X
	Establishments with 5 to 9 employees	10	X	X	X
	Establishments with 10 to 19 employees	4	X	X	X
	Establishments with 20 to 49 employees	3	X	X	X
	Establishments with 50 to 99 employees	1	X	X	X
	Establishments with 100 to 249 employees	—	X	X	X
	Establishments with 250 to 499 employees	—	X	X	X
	Establishments with 500 to 999 employees	—	X	X	X
	Establishments with 1,000 employees or more	—	X	X	X
541191	Title abstract and settlement offices				
	All establishments	37	279	2 867	13 765
	Establishments with 1 to 4 employees	22	X	X	X
	Establishments with 5 to 9 employees	8	X	X	X
	Establishments with 10 to 19 employees	3	X	X	X
	Establishments with 20 to 49 employees	3	X	X	X
	Establishments with 50 to 99 employees	1	X	X	X
	Establishments with 100 to 249 employees	—	X	X	X
	Establishments with 250 to 499 employees	—	X	X	X
	Establishments with 500 to 999 employees	—	X	X	X
	Establishments with 1,000 employees or more	—	X	X	X
5412	Accounting, tax preparation, bookkeeping, and payroll services				
	All establishments	326	2 935	20 625	96 999
	Establishments with 1 to 4 employees	227	X	X	X
	Establishments with 5 to 9 employees	54	X	X	X
	Establishments with 10 to 19 employees	30	X	X	X
	Establishments with 20 to 49 employees	7	X	X	X
	Establishments with 50 to 99 employees	3	X	X	X
	Establishments with 100 to 249 employees	2	X	X	X
	Establishments with 250 to 499 employees	3	X	X	X
	Establishments with 500 to 999 employees	—	X	X	X
	Establishments with 1,000 employees or more	—	X	X	X
54121	Accounting, tax preparation, bookkeeping, and payroll services				
	All establishments	326	2 935	20 625	96 999
	Establishments with 1 to 4 employees	227	X	X	X
	Establishments with 5 to 9 employees	54	X	X	X
	Establishments with 10 to 19 employees	30	X	X	X
	Establishments with 20 to 49 employees	7	X	X	X
	Establishments with 50 to 99 employees	3	X	X	X
	Establishments with 100 to 249 employees	2	X	X	X
	Establishments with 250 to 499 employees	3	X	X	X
	Establishments with 500 to 999 employees	—	X	X	X
	Establishments with 1,000 employees or more	—	X	X	X
541211	Offices of certified public accountants				
	All establishments	188	1 135	9 875	41 180
	Establishments with 1 to 4 employees	140	X	X	X
	Establishments with 5 to 9 employees	29	X	X	X
	Establishments with 10 to 19 employees	15	X	X	X
	Establishments with 20 to 49 employees	1	X	X	X
	Establishments with 50 to 99 employees	2	X	X	X
	Establishments with 100 to 249 employees	—	X	X	X
	Establishments with 250 to 499 employees	1	X	X	X
	Establishments with 500 to 999 employees	—	X	X	X
	Establishments with 1,000 employees or more	—	X	X	X

See footnotes at end of table.

Table 5. Establishments, Employees, and Payroll by Industry and Employment Size of Establishments by County: 2004—Con.

[Excludes most government employees, railroad employees, and self-employed persons. Size class 1 to 4 employees includes establishments having payroll, but no employees, during mid-March pay period. For meaning of abbreviations and symbols, see introductory text. For explanation of terms, see Appendix A. For statement on reliability, see the note at the end of the table and Appendix C]

NAICS code	Geography, kind of business, and employment size class	Establishments (number)	Paid employees for pay period including March 12 (number)	First-quarter payroll (\$1,000)	Annual payroll (\$1,000)
	MONMOUTH—Con.				
54	Professional, scientific, and technical services—Con.				
541	Professional, scientific, and technical services—Con.				
5412	Accounting, tax preparation, bookkeeping, and payroll services—Con.				
54121	Accounting, tax preparation, bookkeeping, and payroll services—Con.				
541213	Tax preparation services				
	All establishments	36	276	1 368	4 613
	Establishments with 1 to 4 employees	17	X	X	X
	Establishments with 5 to 9 employees	8	X	X	X
	Establishments with 10 to 19 employees	6	X	X	X
	Establishments with 20 to 49 employees	5	X	X	X
	Establishments with 50 to 99 employees	—	X	X	X
	Establishments with 100 to 249 employees	—	X	X	X
	Establishments with 250 to 499 employees	—	X	X	X
	Establishments with 500 to 999 employees	—	X	X	X
	Establishments with 1,000 employees or more	—	X	X	X
541214	Payroll services				
	All establishments	6	538	2 801	23 021
	Establishments with 1 to 4 employees	3	X	X	X
	Establishments with 5 to 9 employees	—	X	X	X
	Establishments with 10 to 19 employees	1	X	X	X
	Establishments with 20 to 49 employees	—	X	X	X
	Establishments with 50 to 99 employees	1	X	X	X
	Establishments with 100 to 249 employees	—	X	X	X
	Establishments with 250 to 499 employees	1	X	X	X
	Establishments with 500 to 999 employees	—	X	X	X
	Establishments with 1,000 employees or more	—	X	X	X
541219	Other accounting services				
	All establishments	96	986	6 581	28 185
	Establishments with 1 to 4 employees	67	X	X	X
	Establishments with 5 to 9 employees	17	X	X	X
	Establishments with 10 to 19 employees	8	X	X	X
	Establishments with 20 to 49 employees	1	X	X	X
	Establishments with 50 to 99 employees	—	X	X	X
	Establishments with 100 to 249 employees	2	X	X	X
	Establishments with 250 to 499 employees	1	X	X	X
	Establishments with 500 to 999 employees	—	X	X	X
	Establishments with 1,000 employees or more	—	X	X	X
5413	Architectural, engineering, and related services				
	All establishments	315	3 334	55 039	260 236
	Establishments with 1 to 4 employees	206	X	X	X
	Establishments with 5 to 9 employees	50	X	X	X
	Establishments with 10 to 19 employees	30	X	X	X
	Establishments with 20 to 49 employees	15	X	X	X
	Establishments with 50 to 99 employees	8	X	X	X
	Establishments with 100 to 249 employees	5	X	X	X
	Establishments with 250 to 499 employees	1	X	X	X
	Establishments with 500 to 999 employees	—	X	X	X
	Establishments with 1,000 employees or more	—	X	X	X
54131	Architectural services				
	All establishments	65	243	2 804	14 474
	Establishments with 1 to 4 employees	45	X	X	X
	Establishments with 5 to 9 employees	16	X	X	X
	Establishments with 10 to 19 employees	4	X	X	X
	Establishments with 20 to 49 employees	—	X	X	X
	Establishments with 50 to 99 employees	—	X	X	X
	Establishments with 100 to 249 employees	—	X	X	X
	Establishments with 250 to 499 employees	—	X	X	X
	Establishments with 500 to 999 employees	—	X	X	X
	Establishments with 1,000 employees or more	—	X	X	X
541310	Architectural services				
	All establishments	65	243	2 804	14 474
	Establishments with 1 to 4 employees	45	X	X	X
	Establishments with 5 to 9 employees	16	X	X	X
	Establishments with 10 to 19 employees	4	X	X	X
	Establishments with 20 to 49 employees	—	X	X	X
	Establishments with 50 to 99 employees	—	X	X	X
	Establishments with 100 to 249 employees	—	X	X	X
	Establishments with 250 to 499 employees	—	X	X	X
	Establishments with 500 to 999 employees	—	X	X	X
	Establishments with 1,000 employees or more	—	X	X	X
54133	Engineering services				
	All establishments	178	2 896	50 351	236 024
	Establishments with 1 to 4 employees	103	X	X	X
	Establishments with 5 to 9 employees	24	X	X	X
	Establishments with 10 to 19 employees	22	X	X	X
	Establishments with 20 to 49 employees	15	X	X	X
	Establishments with 50 to 99 employees	8	X	X	X
	Establishments with 100 to 249 employees	5	X	X	X
	Establishments with 250 to 499 employees	1	X	X	X
	Establishments with 500 to 999 employees	—	X	X	X

See footnotes at end of table.

Table 5. Establishments, Employees, and Payroll by Industry and Employment Size of Establishments by County: 2004—Con.

[Excludes most government employees, railroad employees, and self-employed persons. Size class 1 to 4 employees includes establishments having payroll, but no employees, during mid-March pay period. For meaning of abbreviations and symbols, see introductory text. For explanation of terms, see Appendix A. For statement on reliability, see the note at the end of the table and Appendix C]

NAICS code	Geography, kind of business, and employment size class	Establishments (number)	Paid employees for pay period including March 12 (number)	First-quarter payroll (\$1,000)	Annual payroll (\$1,000)
	MONMOUTH—Con.				
54	Professional, scientific, and technical services—Con.				
541	Professional, scientific, and technical services—Con.				
5413	Architectural, engineering, and related services—Con.				
54133	Engineering services—Con.				
	All establishments—Con.				
	Establishments with 1,000 employees or more	—	X	X	X
541330	Engineering services				
	All establishments	178	2 896	50 351	236 024
	Establishments with 1 to 4 employees	103	X	X	X
	Establishments with 5 to 9 employees	24	X	X	X
	Establishments with 10 to 19 employees	22	X	X	X
	Establishments with 20 to 49 employees	15	X	X	X
	Establishments with 50 to 99 employees	8	X	X	X
	Establishments with 100 to 249 employees	5	X	X	X
	Establishments with 250 to 499 employees	1	X	X	X
	Establishments with 500 to 999 employees	—	X	X	X
	Establishments with 1,000 employees or more	—	X	X	X
5414	Specialized design services				
	All establishments	91	343	3 505	18 937
	Establishments with 1 to 4 employees	70	X	X	X
	Establishments with 5 to 9 employees	12	X	X	X
	Establishments with 10 to 19 employees	6	X	X	X
	Establishments with 20 to 49 employees	3	X	X	X
	Establishments with 50 to 99 employees	—	X	X	X
	Establishments with 100 to 249 employees	—	X	X	X
	Establishments with 250 to 499 employees	—	X	X	X
	Establishments with 500 to 999 employees	—	X	X	X
	Establishments with 1,000 employees or more	—	X	X	X
54141	Interior design services				
	All establishments	44	112	976	4 305
	Establishments with 1 to 4 employees	39	X	X	X
	Establishments with 5 to 9 employees	4	X	X	X
	Establishments with 10 to 19 employees	1	X	X	X
	Establishments with 20 to 49 employees	—	X	X	X
	Establishments with 50 to 99 employees	—	X	X	X
	Establishments with 100 to 249 employees	—	X	X	X
	Establishments with 250 to 499 employees	—	X	X	X
	Establishments with 500 to 999 employees	—	X	X	X
	Establishments with 1,000 employees or more	—	X	X	X
541410	Interior design services				
	All establishments	44	112	976	4 305
	Establishments with 1 to 4 employees	39	X	X	X
	Establishments with 5 to 9 employees	4	X	X	X
	Establishments with 10 to 19 employees	1	X	X	X
	Establishments with 20 to 49 employees	—	X	X	X
	Establishments with 50 to 99 employees	—	X	X	X
	Establishments with 100 to 249 employees	—	X	X	X
	Establishments with 250 to 499 employees	—	X	X	X
	Establishments with 500 to 999 employees	—	X	X	X
	Establishments with 1,000 employees or more	—	X	X	X
54143	Graphic design services				
	All establishments	40	182	2 056	12 240
	Establishments with 1 to 4 employees	27	X	X	X
	Establishments with 5 to 9 employees	7	X	X	X
	Establishments with 10 to 19 employees	4	X	X	X
	Establishments with 20 to 49 employees	2	X	X	X
	Establishments with 50 to 99 employees	—	X	X	X
	Establishments with 100 to 249 employees	—	X	X	X
	Establishments with 250 to 499 employees	—	X	X	X
	Establishments with 500 to 999 employees	—	X	X	X
	Establishments with 1,000 employees or more	—	X	X	X
541430	Graphic design services				
	All establishments	40	182	2 056	12 240
	Establishments with 1 to 4 employees	27	X	X	X
	Establishments with 5 to 9 employees	7	X	X	X
	Establishments with 10 to 19 employees	4	X	X	X
	Establishments with 20 to 49 employees	2	X	X	X
	Establishments with 50 to 99 employees	—	X	X	X
	Establishments with 100 to 249 employees	—	X	X	X
	Establishments with 250 to 499 employees	—	X	X	X
	Establishments with 500 to 999 employees	—	X	X	X
	Establishments with 1,000 employees or more	—	X	X	X
5415	Computer systems design and related services				

See footnotes at end of table.

Table 5. Establishments, Employees, and Payroll by Industry and Employment Size of Establishments by County: 2004—Con.

[Excludes most government employees, railroad employees, and self-employed persons. Size class 1 to 4 employees includes establishments having payroll, but no employees, during mid-March pay period. For meaning of abbreviations and symbols, see introductory text. For explanation of terms, see Appendix A. For statement on reliability, see the note at the end of the table and Appendix C]

NAICS code	Geography, kind of business, and employment size class	Establishments (number)	Paid employees for pay period including March 12 (number)	First-quarter payroll (\$1,000)	Annual payroll (\$1,000)
	MONMOUTH—Con.				
54	Professional, scientific, and technical services—Con.				
541	Professional, scientific, and technical services—Con.				
5415	Computer systems design and related services—Con.				
	All establishments	617	3 781	60 143	266 087
	Establishments with 1 to 4 employees	489	X	X	X
	Establishments with 5 to 9 employees	52	X	X	X
	Establishments with 10 to 19 employees	30	X	X	X
	Establishments with 20 to 49 employees	31	X	X	X
	Establishments with 50 to 99 employees	12	X	X	X
	Establishments with 100 to 249 employees	2	X	X	X
	Establishments with 250 to 499 employees	1	X	X	X
	Establishments with 500 to 999 employees	—	X	X	X
	Establishments with 1,000 employees or more	—	X	X	X
54151	Computer systems design and related services				
	All establishments	617	3 781	60 143	266 087
	Establishments with 1 to 4 employees	489	X	X	X
	Establishments with 5 to 9 employees	52	X	X	X
	Establishments with 10 to 19 employees	30	X	X	X
	Establishments with 20 to 49 employees	31	X	X	X
	Establishments with 50 to 99 employees	12	X	X	X
	Establishments with 100 to 249 employees	2	X	X	X
	Establishments with 250 to 499 employees	1	X	X	X
	Establishments with 500 to 999 employees	—	X	X	X
	Establishments with 1,000 employees or more	—	X	X	X
541511	Custom computer programming services				
	All establishments	275	1 832	30 332	133 927
	Establishments with 1 to 4 employees	212	X	X	X
	Establishments with 5 to 9 employees	27	X	X	X
	Establishments with 10 to 19 employees	14	X	X	X
	Establishments with 20 to 49 employees	15	X	X	X
	Establishments with 50 to 99 employees	5	X	X	X
	Establishments with 100 to 249 employees	1	X	X	X
	Establishments with 250 to 499 employees	1	X	X	X
	Establishments with 500 to 999 employees	—	X	X	X
	Establishments with 1,000 employees or more	—	X	X	X
541512	Computer systems design services				
	All establishments	250	1 498	22 866	102 354
	Establishments with 1 to 4 employees	204	X	X	X
	Establishments with 5 to 9 employees	17	X	X	X
	Establishments with 10 to 19 employees	10	X	X	X
	Establishments with 20 to 49 employees	12	X	X	X
	Establishments with 50 to 99 employees	6	X	X	X
	Establishments with 100 to 249 employees	1	X	X	X
	Establishments with 250 to 499 employees	—	X	X	X
	Establishments with 500 to 999 employees	—	X	X	X
	Establishments with 1,000 employees or more	—	X	X	X
541513	Computer facilities management services				
	All establishments	23	225	3 976	16 408
	Establishments with 1 to 4 employees	16	X	X	X
	Establishments with 5 to 9 employees	1	X	X	X
	Establishments with 10 to 19 employees	3	X	X	X
	Establishments with 20 to 49 employees	2	X	X	X
	Establishments with 50 to 99 employees	1	X	X	X
	Establishments with 100 to 249 employees	—	X	X	X
	Establishments with 250 to 499 employees	—	X	X	X
	Establishments with 500 to 999 employees	—	X	X	X
	Establishments with 1,000 employees or more	—	X	X	X
541519	Other computer related services				
	All establishments	69	226	2 969	13 398
	Establishments with 1 to 4 employees	57	X	X	X
	Establishments with 5 to 9 employees	7	X	X	X
	Establishments with 10 to 19 employees	3	X	X	X
	Establishments with 20 to 49 employees	2	X	X	X
	Establishments with 50 to 99 employees	—	X	X	X
	Establishments with 100 to 249 employees	—	X	X	X
	Establishments with 250 to 499 employees	—	X	X	X
	Establishments with 500 to 999 employees	—	X	X	X
	Establishments with 1,000 employees or more	—	X	X	X
5416	Management, scientific, and technical consulting services				
	All establishments	489	1 789	25 249	115 954
	Establishments with 1 to 4 employees	407	X	X	X
	Establishments with 5 to 9 employees	42	X	X	X
	Establishments with 10 to 19 employees	23	X	X	X
	Establishments with 20 to 49 employees	14	X	X	X
	Establishments with 50 to 99 employees	2	X	X	X
	Establishments with 100 to 249 employees	1	X	X	X
	Establishments with 250 to 499 employees	—	X	X	X
	Establishments with 500 to 999 employees	—	X	X	X
	Establishments with 1,000 employees or more	—	X	X	X

See footnotes at end of table.

Table 5. Establishments, Employees, and Payroll by Industry and Employment Size of Establishments by County: 2004—Con.

[Excludes most government employees, railroad employees, and self-employed persons. Size class 1 to 4 employees includes establishments having payroll, but no employees, during mid-March pay period. For meaning of abbreviations and symbols, see introductory text. For explanation of terms, see Appendix A. For statement on reliability, see the note at the end of the table and Appendix C]

NAICS code	Geography, kind of business, and employment size class	Establishments (number)	Paid employees for pay period including March 12 (number)	First-quarter payroll (\$1,000)	Annual payroll (\$1,000)
	MONMOUTH—Con.				
54	Professional, scientific, and technical services—Con.				
541	Professional, scientific, and technical services—Con.				
5416	Management, scientific, and technical consulting services—Con.				
54161	Management consulting services				
	All establishments	404	1 315	18 847	85 695
	Establishments with 1 to 4 employees	345	X	X	X
	Establishments with 5 to 9 employees	30	X	X	X
	Establishments with 10 to 19 employees	16	X	X	X
	Establishments with 20 to 49 employees	12	X	X	X
	Establishments with 50 to 99 employees	—	X	X	X
	Establishments with 100 to 249 employees	1	X	X	X
	Establishments with 250 to 499 employees	—	X	X	X
	Establishments with 500 to 999 employees	—	X	X	X
	Establishments with 1,000 employees or more	—	X	X	X
541611	Administrative management and general management consulting services				
	All establishments	199	779	12 055	49 629
	Establishments with 1 to 4 employees	164	X	X	X
	Establishments with 5 to 9 employees	17	X	X	X
	Establishments with 10 to 19 employees	9	X	X	X
	Establishments with 20 to 49 employees	8	X	X	X
	Establishments with 50 to 99 employees	—	X	X	X
	Establishments with 100 to 249 employees	1	X	X	X
	Establishments with 250 to 499 employees	—	X	X	X
	Establishments with 500 to 999 employees	—	X	X	X
	Establishments with 1,000 employees or more	—	X	X	X
541612	Human resources and executive search consulting services				
	All establishments	72	156	2 112	13 211
	Establishments with 1 to 4 employees	64	X	X	X
	Establishments with 5 to 9 employees	5	X	X	X
	Establishments with 10 to 19 employees	3	X	X	X
	Establishments with 20 to 49 employees	—	X	X	X
	Establishments with 50 to 99 employees	—	X	X	X
	Establishments with 100 to 249 employees	—	X	X	X
	Establishments with 250 to 499 employees	—	X	X	X
	Establishments with 500 to 999 employees	—	X	X	X
	Establishments with 1,000 employees or more	—	X	X	X
541613	Marketing consulting services				
	All establishments	67	186	2 166	11 029
	Establishments with 1 to 4 employees	60	X	X	X
	Establishments with 5 to 9 employees	4	X	X	X
	Establishments with 10 to 19 employees	1	X	X	X
	Establishments with 20 to 49 employees	2	X	X	X
	Establishments with 50 to 99 employees	—	X	X	X
	Establishments with 100 to 249 employees	—	X	X	X
	Establishments with 250 to 499 employees	—	X	X	X
	Establishments with 500 to 999 employees	—	X	X	X
	Establishments with 1,000 employees or more	—	X	X	X
541614	Process, physical distribution, and logistics consulting services				
	All establishments	38	111	1 345	6 661
	Establishments with 1 to 4 employees	33	X	X	X
	Establishments with 5 to 9 employees	3	X	X	X
	Establishments with 10 to 19 employees	1	X	X	X
	Establishments with 20 to 49 employees	1	X	X	X
	Establishments with 50 to 99 employees	—	X	X	X
	Establishments with 100 to 249 employees	—	X	X	X
	Establishments with 250 to 499 employees	—	X	X	X
	Establishments with 500 to 999 employees	—	X	X	X
	Establishments with 1,000 employees or more	—	X	X	X
54162	Environmental consulting services				
	All establishments	28	245	2 757	13 740
	Establishments with 1 to 4 employees	18	X	X	X
	Establishments with 5 to 9 employees	3	X	X	X
	Establishments with 10 to 19 employees	5	X	X	X
	Establishments with 20 to 49 employees	1	X	X	X
	Establishments with 50 to 99 employees	1	X	X	X
	Establishments with 100 to 249 employees	—	X	X	X
	Establishments with 250 to 499 employees	—	X	X	X
	Establishments with 500 to 999 employees	—	X	X	X
	Establishments with 1,000 employees or more	—	X	X	X
541620	Environmental consulting services				
	All establishments	28	245	2 757	13 740
	Establishments with 1 to 4 employees	18	X	X	X
	Establishments with 5 to 9 employees	3	X	X	X
	Establishments with 10 to 19 employees	5	X	X	X
	Establishments with 20 to 49 employees	1	X	X	X
	Establishments with 50 to 99 employees	1	X	X	X
	Establishments with 100 to 249 employees	—	X	X	X
	Establishments with 250 to 499 employees	—	X	X	X
	Establishments with 500 to 999 employees	—	X	X	X
	Establishments with 1,000 employees or more	—	X	X	X

See footnotes at end of table.

Table 5. Establishments, Employees, and Payroll by Industry and Employment Size of Establishments by County: 2004—Con.

[Excludes most government employees, railroad employees, and self-employed persons. Size class 1 to 4 employees includes establishments having payroll, but no employees, during mid-March pay period. For meaning of abbreviations and symbols, see introductory text. For explanation of terms, see Appendix A. For statement on reliability, see the note at the end of the table and Appendix C]

NAICS code	Geography, kind of business, and employment size class	Establishments (number)	Paid employees for pay period including March 12 (number)	First-quarter payroll (\$1,000)	Annual payroll (\$1,000)
	MONMOUTH—Con.				
54	Professional, scientific, and technical services—Con.				
541	Professional, scientific, and technical services—Con.				
5416	Management, scientific, and technical consulting services—Con.				
54169	Other scientific and technical consulting services				
	All establishments	57	229	3 645	16 519
	Establishments with 1 to 4 employees	44	X	X	X
	Establishments with 5 to 9 employees	9	X	X	X
	Establishments with 10 to 19 employees	2	X	X	X
	Establishments with 20 to 49 employees	1	X	X	X
	Establishments with 50 to 99 employees	1	X	X	X
	Establishments with 100 to 249 employees	—	X	X	X
	Establishments with 250 to 499 employees	—	X	X	X
	Establishments with 500 to 999 employees	—	X	X	X
	Establishments with 1,000 employees or more	—	X	X	X
541690	Other scientific and technical consulting services				
	All establishments	57	229	3 645	16 519
	Establishments with 1 to 4 employees	44	X	X	X
	Establishments with 5 to 9 employees	9	X	X	X
	Establishments with 10 to 19 employees	2	X	X	X
	Establishments with 20 to 49 employees	1	X	X	X
	Establishments with 50 to 99 employees	1	X	X	X
	Establishments with 100 to 249 employees	—	X	X	X
	Establishments with 250 to 499 employees	—	X	X	X
	Establishments with 500 to 999 employees	—	X	X	X
	Establishments with 1,000 employees or more	—	X	X	X
5417	Scientific research and development services				
	All establishments	57	2 663	57 453	238 664
	Establishments with 1 to 4 employees	25	X	X	X
	Establishments with 5 to 9 employees	8	X	X	X
	Establishments with 10 to 19 employees	5	X	X	X
	Establishments with 20 to 49 employees	6	X	X	X
	Establishments with 50 to 99 employees	3	X	X	X
	Establishments with 100 to 249 employees	7	X	X	X
	Establishments with 250 to 499 employees	3	X	X	X
	Establishments with 500 to 999 employees	—	X	X	X
	Establishments with 1,000 employees or more	—	X	X	X
54171	Research and development in the physical, engineering, and life sciences				
	All establishments	52	2 565	57 261	237 874
	Establishments with 1 to 4 employees	22	X	X	X
	Establishments with 5 to 9 employees	7	X	X	X
	Establishments with 10 to 19 employees	5	X	X	X
	Establishments with 20 to 49 employees	6	X	X	X
	Establishments with 50 to 99 employees	2	X	X	X
	Establishments with 100 to 249 employees	7	X	X	X
	Establishments with 250 to 499 employees	3	X	X	X
	Establishments with 500 to 999 employees	—	X	X	X
	Establishments with 1,000 employees or more	—	X	X	X
541710	Research and development in the physical, engineering, and life sciences				
	All establishments	52	2 565	57 261	237 874
	Establishments with 1 to 4 employees	22	X	X	X
	Establishments with 5 to 9 employees	7	X	X	X
	Establishments with 10 to 19 employees	5	X	X	X
	Establishments with 20 to 49 employees	6	X	X	X
	Establishments with 50 to 99 employees	2	X	X	X
	Establishments with 100 to 249 employees	7	X	X	X
	Establishments with 250 to 499 employees	3	X	X	X
	Establishments with 500 to 999 employees	—	X	X	X
	Establishments with 1,000 employees or more	—	X	X	X
5418	Advertising and related services				
	All establishments	119	588	5 450	24 589
	Establishments with 1 to 4 employees	81	X	X	X
	Establishments with 5 to 9 employees	24	X	X	X
	Establishments with 10 to 19 employees	9	X	X	X
	Establishments with 20 to 49 employees	4	X	X	X
	Establishments with 50 to 99 employees	1	X	X	X
	Establishments with 100 to 249 employees	—	X	X	X
	Establishments with 250 to 499 employees	—	X	X	X
	Establishments with 500 to 999 employees	—	X	X	X
	Establishments with 1,000 employees or more	—	X	X	X
54181	Advertising agencies				
	All establishments	30	154	1 686	7 621
	Establishments with 1 to 4 employees	20	X	X	X
	Establishments with 5 to 9 employees	5	X	X	X
	Establishments with 10 to 19 employees	4	X	X	X
	Establishments with 20 to 49 employees	1	X	X	X
	Establishments with 50 to 99 employees	—	X	X	X
	Establishments with 100 to 249 employees	—	X	X	X
	Establishments with 250 to 499 employees	—	X	X	X
	Establishments with 500 to 999 employees	—	X	X	X

See footnotes at end of table.

Table 5. Establishments, Employees, and Payroll by Industry and Employment Size of Establishments by County: 2004—Con.

[Excludes most government employees, railroad employees, and self-employed persons. Size class 1 to 4 employees includes establishments having payroll, but no employees, during mid-March pay period. For meaning of abbreviations and symbols, see introductory text. For explanation of terms, see Appendix A. For statement on reliability, see the note at the end of the table and Appendix C]

NAICS code	Geography, kind of business, and employment size class	Establishments (number)	Paid employees for pay period including March 12 (number)	First-quarter payroll (\$1,000)	Annual payroll (\$1,000)
	MONMOUTH—Con.				
54	Professional, scientific, and technical services—Con.				
541	Professional, scientific, and technical services—Con.				
5418	Advertising and related services—Con.				
54181	Advertising agencies—Con.				
	All establishments—Con.				
	Establishments with 1,000 employees or more	—	X	X	X
541810	Advertising agencies				
	All establishments	30	154	1 686	7 621
	Establishments with 1 to 4 employees	20	X	X	X
	Establishments with 5 to 9 employees	5	X	X	X
	Establishments with 10 to 19 employees	4	X	X	X
	Establishments with 20 to 49 employees	1	X	X	X
	Establishments with 50 to 99 employees	—	X	X	X
	Establishments with 100 to 249 employees	—	X	X	X
	Establishments with 250 to 499 employees	—	X	X	X
	Establishments with 500 to 999 employees	—	X	X	X
	Establishments with 1,000 employees or more	—	X	X	X
54186	Direct mail advertising				
	All establishments	16	110	1 098	4 494
	Establishments with 1 to 4 employees	10	X	X	X
	Establishments with 5 to 9 employees	3	X	X	X
	Establishments with 10 to 19 employees	1	X	X	X
	Establishments with 20 to 49 employees	2	X	X	X
	Establishments with 50 to 99 employees	—	X	X	X
	Establishments with 100 to 249 employees	—	X	X	X
	Establishments with 250 to 499 employees	—	X	X	X
	Establishments with 500 to 999 employees	—	X	X	X
	Establishments with 1,000 employees or more	—	X	X	X
541860	Direct mail advertising				
	All establishments	16	110	1 098	4 494
	Establishments with 1 to 4 employees	10	X	X	X
	Establishments with 5 to 9 employees	3	X	X	X
	Establishments with 10 to 19 employees	1	X	X	X
	Establishments with 20 to 49 employees	2	X	X	X
	Establishments with 50 to 99 employees	—	X	X	X
	Establishments with 100 to 249 employees	—	X	X	X
	Establishments with 250 to 499 employees	—	X	X	X
	Establishments with 500 to 999 employees	—	X	X	X
	Establishments with 1,000 employees or more	—	X	X	X
54189	Other services related to advertising				
	All establishments	31	130	990	4 555
	Establishments with 1 to 4 employees	20	X	X	X
	Establishments with 5 to 9 employees	9	X	X	X
	Establishments with 10 to 19 employees	1	X	X	X
	Establishments with 20 to 49 employees	1	X	X	X
	Establishments with 50 to 99 employees	—	X	X	X
	Establishments with 100 to 249 employees	—	X	X	X
	Establishments with 250 to 499 employees	—	X	X	X
	Establishments with 500 to 999 employees	—	X	X	X
	Establishments with 1,000 employees or more	—	X	X	X
541890	Other services related to advertising				
	All establishments	31	130	990	4 555
	Establishments with 1 to 4 employees	20	X	X	X
	Establishments with 5 to 9 employees	9	X	X	X
	Establishments with 10 to 19 employees	1	X	X	X
	Establishments with 20 to 49 employees	1	X	X	X
	Establishments with 50 to 99 employees	—	X	X	X
	Establishments with 100 to 249 employees	—	X	X	X
	Establishments with 250 to 499 employees	—	X	X	X
	Establishments with 500 to 999 employees	—	X	X	X
	Establishments with 1,000 employees or more	—	X	X	X
5419	Other professional, scientific, and technical services				
	All establishments	231	1 924	14 931	67 801
	Establishments with 1 to 4 employees	150	X	X	X
	Establishments with 5 to 9 employees	41	X	X	X
	Establishments with 10 to 19 employees	16	X	X	X
	Establishments with 20 to 49 employees	19	X	X	X
	Establishments with 50 to 99 employees	1	X	X	X
	Establishments with 100 to 249 employees	3	X	X	X
	Establishments with 250 to 499 employees	1	X	X	X
	Establishments with 500 to 999 employees	—	X	X	X
	Establishments with 1,000 employees or more	—	X	X	X
54191	Marketing research and public opinion polling				

See footnotes at end of table.

Table 5. Establishments, Employees, and Payroll by Industry and Employment Size of Establishments by County: 2004—Con.

[Excludes most government employees, railroad employees, and self-employed persons. Size class 1 to 4 employees includes establishments having payroll, but no employees, during mid-March pay period. For meaning of abbreviations and symbols, see introductory text. For explanation of terms, see Appendix A. For statement on reliability, see the note at the end of the table and Appendix C]

NAICS code	Geography, kind of business, and employment size class	Establishments (number)	Paid employees for pay period including March 12 (number)	First-quarter payroll (\$1,000)	Annual payroll (\$1,000)
	MONMOUTH—Con.				
54	Professional, scientific, and technical services—Con.				
541	Professional, scientific, and technical services—Con.				
5419	Other professional, scientific, and technical services—Con.				
54191	Marketing research and public opinion polling—Con.				
	All establishments	22	350	2 159	10 442
	Establishments with 1 to 4 employees	11	X	X	X
	Establishments with 5 to 9 employees	3	X	X	X
	Establishments with 10 to 19 employees	3	X	X	X
	Establishments with 20 to 49 employees	4	X	X	X
	Establishments with 50 to 99 employees	—	X	X	X
	Establishments with 100 to 249 employees	1	X	X	X
	Establishments with 250 to 499 employees	—	X	X	X
	Establishments with 500 to 999 employees	—	X	X	X
	Establishments with 1,000 employees or more	—	X	X	X
541910	Marketing research and public opinion polling				
	All establishments	22	350	2 159	10 442
	Establishments with 1 to 4 employees	11	X	X	X
	Establishments with 5 to 9 employees	3	X	X	X
	Establishments with 10 to 19 employees	3	X	X	X
	Establishments with 20 to 49 employees	4	X	X	X
	Establishments with 50 to 99 employees	—	X	X	X
	Establishments with 100 to 249 employees	1	X	X	X
	Establishments with 250 to 499 employees	—	X	X	X
	Establishments with 500 to 999 employees	—	X	X	X
	Establishments with 1,000 employees or more	—	X	X	X
54192	Photographic services				
	All establishments	45	c	D	D
	Establishments with 1 to 4 employees	29	X	X	X
	Establishments with 5 to 9 employees	14	X	X	X
	Establishments with 10 to 19 employees	2	X	X	X
	Establishments with 20 to 49 employees	—	X	X	X
	Establishments with 50 to 99 employees	—	X	X	X
	Establishments with 100 to 249 employees	—	X	X	X
	Establishments with 250 to 499 employees	—	X	X	X
	Establishments with 500 to 999 employees	—	X	X	X
	Establishments with 1,000 employees or more	—	X	X	X
541921	Photography studios, portrait				
	All establishments	35	119	444	2 126
	Establishments with 1 to 4 employees	23	X	X	X
	Establishments with 5 to 9 employees	11	X	X	X
	Establishments with 10 to 19 employees	1	X	X	X
	Establishments with 20 to 49 employees	—	X	X	X
	Establishments with 50 to 99 employees	—	X	X	X
	Establishments with 100 to 249 employees	—	X	X	X
	Establishments with 250 to 499 employees	—	X	X	X
	Establishments with 500 to 999 employees	—	X	X	X
	Establishments with 1,000 employees or more	—	X	X	X
54194	Veterinary services				
	All establishments	65	992	8 053	37 007
	Establishments with 1 to 4 employees	24	X	X	X
	Establishments with 5 to 9 employees	19	X	X	X
	Establishments with 10 to 19 employees	8	X	X	X
	Establishments with 20 to 49 employees	12	X	X	X
	Establishments with 50 to 99 employees	—	X	X	X
	Establishments with 100 to 249 employees	1	X	X	X
	Establishments with 250 to 499 employees	1	X	X	X
	Establishments with 500 to 999 employees	—	X	X	X
	Establishments with 1,000 employees or more	—	X	X	X
541940	Veterinary services				
	All establishments	65	992	8 053	37 007
	Establishments with 1 to 4 employees	24	X	X	X
	Establishments with 5 to 9 employees	19	X	X	X
	Establishments with 10 to 19 employees	8	X	X	X
	Establishments with 20 to 49 employees	12	X	X	X
	Establishments with 50 to 99 employees	—	X	X	X
	Establishments with 100 to 249 employees	1	X	X	X
	Establishments with 250 to 499 employees	1	X	X	X
	Establishments with 500 to 999 employees	—	X	X	X
	Establishments with 1,000 employees or more	—	X	X	X
54199	All other professional, scientific, and technical services				
	All establishments	97	422	3 960	16 934
	Establishments with 1 to 4 employees	84	X	X	X
	Establishments with 5 to 9 employees	5	X	X	X
	Establishments with 10 to 19 employees	3	X	X	X
	Establishments with 20 to 49 employees	3	X	X	X
	Establishments with 50 to 99 employees	1	X	X	X
	Establishments with 100 to 249 employees	1	X	X	X
	Establishments with 250 to 499 employees	—	X	X	X
	Establishments with 500 to 999 employees	—	X	X	X
	Establishments with 1,000 employees or more	—	X	X	X

See footnotes at end of table.

Table 5. Establishments, Employees, and Payroll by Industry and Employment Size of Establishments by County: 2004—Con.

[Excludes most government employees, railroad employees, and self-employed persons. Size class 1 to 4 employees includes establishments having payroll, but no employees, during mid-March pay period. For meaning of abbreviations and symbols, see introductory text. For explanation of terms, see Appendix A. For statement on reliability, see the note at the end of the table and Appendix C]

NAICS code	Geography, kind of business, and employment size class	Establishments (number)	Paid employees for pay period including March 12 (number)	First-quarter payroll (\$1,000)	Annual payroll (\$1,000)
	MONMOUTH—Con.				
54	Professional, scientific, and technical services—Con.				
541	Professional, scientific, and technical services—Con.				
5419	Other professional, scientific, and technical services—Con.				
54199	All other professional, scientific, and technical services—Con.				
541990	All other professional, scientific, and technical services				
	All establishments	97	422	3 960	16 934
	Establishments with 1 to 4 employees	84	X	X	X
	Establishments with 5 to 9 employees	5	X	X	X
	Establishments with 10 to 19 employees	3	X	X	X
	Establishments with 20 to 49 employees	3	X	X	X
	Establishments with 50 to 99 employees	1	X	X	X
	Establishments with 100 to 249 employees	1	X	X	X
	Establishments with 250 to 499 employees	—	X	X	X
	Establishments with 500 to 999 employees	—	X	X	X
	Establishments with 1,000 employees or more	—	X	X	X
55	Management of companies and enterprises				
	All establishments	72	2 624	46 491	171 293
	Establishments with 1 to 4 employees	24	X	X	X
	Establishments with 5 to 9 employees	11	X	X	X
	Establishments with 10 to 19 employees	11	X	X	X
	Establishments with 20 to 49 employees	14	X	X	X
	Establishments with 50 to 99 employees	6	X	X	X
	Establishments with 100 to 249 employees	4	X	X	X
	Establishments with 250 to 499 employees	1	X	X	X
	Establishments with 500 to 999 employees	1	X	X	X
	Establishments with 1,000 employees or more	—	X	X	X
551	Management of companies and enterprises				
	All establishments	72	2 624	46 491	171 293
	Establishments with 1 to 4 employees	24	X	X	X
	Establishments with 5 to 9 employees	11	X	X	X
	Establishments with 10 to 19 employees	11	X	X	X
	Establishments with 20 to 49 employees	14	X	X	X
	Establishments with 50 to 99 employees	6	X	X	X
	Establishments with 100 to 249 employees	4	X	X	X
	Establishments with 250 to 499 employees	1	X	X	X
	Establishments with 500 to 999 employees	1	X	X	X
	Establishments with 1,000 employees or more	—	X	X	X
5511	Management of companies and enterprises				
	All establishments	72	2 624	46 491	171 293
	Establishments with 1 to 4 employees	24	X	X	X
	Establishments with 5 to 9 employees	11	X	X	X
	Establishments with 10 to 19 employees	11	X	X	X
	Establishments with 20 to 49 employees	14	X	X	X
	Establishments with 50 to 99 employees	6	X	X	X
	Establishments with 100 to 249 employees	4	X	X	X
	Establishments with 250 to 499 employees	1	X	X	X
	Establishments with 500 to 999 employees	1	X	X	X
	Establishments with 1,000 employees or more	—	X	X	X
55111	Management of companies and enterprises				
	All establishments	72	2 624	46 491	171 293
	Establishments with 1 to 4 employees	24	X	X	X
	Establishments with 5 to 9 employees	11	X	X	X
	Establishments with 10 to 19 employees	11	X	X	X
	Establishments with 20 to 49 employees	14	X	X	X
	Establishments with 50 to 99 employees	6	X	X	X
	Establishments with 100 to 249 employees	4	X	X	X
	Establishments with 250 to 499 employees	1	X	X	X
	Establishments with 500 to 999 employees	1	X	X	X
	Establishments with 1,000 employees or more	—	X	X	X
551112	Offices of other holding companies				
	All establishments	17	e	D	D
	Establishments with 1 to 4 employees	9	X	X	X
	Establishments with 5 to 9 employees	3	X	X	X
	Establishments with 10 to 19 employees	—	X	X	X
	Establishments with 20 to 49 employees	3	X	X	X
	Establishments with 50 to 99 employees	2	X	X	X
	Establishments with 100 to 249 employees	—	X	X	X
	Establishments with 250 to 499 employees	—	X	X	X
	Establishments with 500 to 999 employees	—	X	X	X
	Establishments with 1,000 employees or more	—	X	X	X
551114	Corporate, subsidiary, and regional managing offices				
	All establishments	53	2 296	38 455	146 703
	Establishments with 1 to 4 employees	14	X	X	X
	Establishments with 5 to 9 employees	8	X	X	X
	Establishments with 10 to 19 employees	11	X	X	X
	Establishments with 20 to 49 employees	10	X	X	X
	Establishments with 50 to 99 employees	4	X	X	X
	Establishments with 100 to 249 employees	4	X	X	X
	Establishments with 250 to 499 employees	1	X	X	X
	Establishments with 500 to 999 employees	1	X	X	X
	Establishments with 1,000 employees or more	—	X	X	X

See footnotes at end of table.

Table 5. Establishments, Employees, and Payroll by Industry and Employment Size of Establishments by County: 2004—Con.

[Excludes most government employees, railroad employees, and self-employed persons. Size class 1 to 4 employees includes establishments having payroll, but no employees, during mid-March pay period. For meaning of abbreviations and symbols, see introductory text. For explanation of terms, see Appendix A. For statement on reliability, see the note at the end of the table and Appendix C]

NAICS code	Geography, kind of business, and employment size class	Establishments (number)	Paid employees for pay period including March 12 (number)	First-quarter payroll (\$1,000)	Annual payroll (\$1,000)
	MONMOUTH—Con.				
56	Administrative and support and waste management and remediation services				
	All establishments	1 087	14 845	89 926	418 483
	Establishments with 1 to 4 employees	712	X	X	X
	Establishments with 5 to 9 employees	160	X	X	X
	Establishments with 10 to 19 employees	90	X	X	X
	Establishments with 20 to 49 employees	70	X	X	X
	Establishments with 50 to 99 employees	27	X	X	X
	Establishments with 100 to 249 employees	20	X	X	X
	Establishments with 250 to 499 employees	5	X	X	X
	Establishments with 500 to 999 employees	2	X	X	X
	Establishments with 1,000 employees or more	1	X	X	X
561	Administrative and support services				
	All establishments	1 036	14 007	80 584	377 077
	Establishments with 1 to 4 employees	689	X	X	X
	Establishments with 5 to 9 employees	150	X	X	X
	Establishments with 10 to 19 employees	78	X	X	X
	Establishments with 20 to 49 employees	68	X	X	X
	Establishments with 50 to 99 employees	26	X	X	X
	Establishments with 100 to 249 employees	17	X	X	X
	Establishments with 250 to 499 employees	5	X	X	X
	Establishments with 500 to 999 employees	2	X	X	X
	Establishments with 1,000 employees or more	1	X	X	X
5611	Office administrative services				
	All establishments	66	1 608	14 456	65 711
	Establishments with 1 to 4 employees	36	X	X	X
	Establishments with 5 to 9 employees	12	X	X	X
	Establishments with 10 to 19 employees	5	X	X	X
	Establishments with 20 to 49 employees	7	X	X	X
	Establishments with 50 to 99 employees	3	X	X	X
	Establishments with 100 to 249 employees	1	X	X	X
	Establishments with 250 to 499 employees	1	X	X	X
	Establishments with 500 to 999 employees	1	X	X	X
	Establishments with 1,000 employees or more	—	X	X	X
56111	Office administrative services				
	All establishments	66	1 608	14 456	65 711
	Establishments with 1 to 4 employees	36	X	X	X
	Establishments with 5 to 9 employees	12	X	X	X
	Establishments with 10 to 19 employees	5	X	X	X
	Establishments with 20 to 49 employees	7	X	X	X
	Establishments with 50 to 99 employees	3	X	X	X
	Establishments with 100 to 249 employees	1	X	X	X
	Establishments with 250 to 499 employees	1	X	X	X
	Establishments with 500 to 999 employees	1	X	X	X
	Establishments with 1,000 employees or more	—	X	X	X
561110	Office administrative services				
	All establishments	66	1 608	14 456	65 711
	Establishments with 1 to 4 employees	36	X	X	X
	Establishments with 5 to 9 employees	12	X	X	X
	Establishments with 10 to 19 employees	5	X	X	X
	Establishments with 20 to 49 employees	7	X	X	X
	Establishments with 50 to 99 employees	3	X	X	X
	Establishments with 100 to 249 employees	1	X	X	X
	Establishments with 250 to 499 employees	1	X	X	X
	Establishments with 500 to 999 employees	1	X	X	X
	Establishments with 1,000 employees or more	—	X	X	X
5612	Facilities support services				
	All establishments	10	430	4 035	16 277
	Establishments with 1 to 4 employees	2	X	X	X
	Establishments with 5 to 9 employees	2	X	X	X
	Establishments with 10 to 19 employees	1	X	X	X
	Establishments with 20 to 49 employees	1	X	X	X
	Establishments with 50 to 99 employees	3	X	X	X
	Establishments with 100 to 249 employees	1	X	X	X
	Establishments with 250 to 499 employees	—	X	X	X
	Establishments with 500 to 999 employees	—	X	X	X
	Establishments with 1,000 employees or more	—	X	X	X
56121	Facilities support services				
	All establishments	10	430	4 035	16 277
	Establishments with 1 to 4 employees	2	X	X	X
	Establishments with 5 to 9 employees	2	X	X	X
	Establishments with 10 to 19 employees	1	X	X	X
	Establishments with 20 to 49 employees	1	X	X	X
	Establishments with 50 to 99 employees	3	X	X	X
	Establishments with 100 to 249 employees	1	X	X	X
	Establishments with 250 to 499 employees	—	X	X	X
	Establishments with 500 to 999 employees	—	X	X	X
	Establishments with 1,000 employees or more	—	X	X	X

See footnotes at end of table.

Table 5. Establishments, Employees, and Payroll by Industry and Employment Size of Establishments by County: 2004—Con.

[Excludes most government employees, railroad employees, and self-employed persons. Size class 1 to 4 employees includes establishments having payroll, but no employees, during mid-March pay period. For meaning of abbreviations and symbols, see introductory text. For explanation of terms, see Appendix A. For statement on reliability, see the note at the end of the table and Appendix C]

NAICS code	Geography, kind of business, and employment size class	Establishments (number)	Paid employees for pay period including March 12 (number)	First-quarter payroll (\$1,000)	Annual payroll (\$1,000)
MONMOUTH—Con.					
56	Administrative and support and waste management and remediation services—Con.				
561	Administrative and support services—Con.				
5612	Facilities support services—Con.				
56121	Facilities support services—Con.				
561210	Facilities support services				
	All establishments	10	430	4 035	16 277
	Establishments with 1 to 4 employees	2	X	X	X
	Establishments with 5 to 9 employees	2	X	X	X
	Establishments with 10 to 19 employees	1	X	X	X
	Establishments with 20 to 49 employees	1	X	X	X
	Establishments with 50 to 99 employees	3	X	X	X
	Establishments with 100 to 249 employees	1	X	X	X
	Establishments with 250 to 499 employees	—	X	X	X
	Establishments with 500 to 999 employees	—	X	X	X
	Establishments with 1,000 employees or more	—	X	X	X
5613	Employment services				
	All establishments	81	3 523	19 242	83 429
	Establishments with 1 to 4 employees	30	X	X	X
	Establishments with 5 to 9 employees	8	X	X	X
	Establishments with 10 to 19 employees	10	X	X	X
	Establishments with 20 to 49 employees	16	X	X	X
	Establishments with 50 to 99 employees	6	X	X	X
	Establishments with 100 to 249 employees	9	X	X	X
	Establishments with 250 to 499 employees	1	X	X	X
	Establishments with 500 to 999 employees	1	X	X	X
	Establishments with 1,000 employees or more	—	X	X	X
56131	Employment placement agencies				
	All establishments	28	909	3 672	14 095
	Establishments with 1 to 4 employees	13	X	X	X
	Establishments with 5 to 9 employees	6	X	X	X
	Establishments with 10 to 19 employees	3	X	X	X
	Establishments with 20 to 49 employees	3	X	X	X
	Establishments with 50 to 99 employees	2	X	X	X
	Establishments with 100 to 249 employees	—	X	X	X
	Establishments with 250 to 499 employees	—	X	X	X
	Establishments with 500 to 999 employees	1	X	X	X
	Establishments with 1,000 employees or more	—	X	X	X
561310	Employment placement agencies				
	All establishments	28	909	3 672	14 095
	Establishments with 1 to 4 employees	13	X	X	X
	Establishments with 5 to 9 employees	6	X	X	X
	Establishments with 10 to 19 employees	3	X	X	X
	Establishments with 20 to 49 employees	3	X	X	X
	Establishments with 50 to 99 employees	2	X	X	X
	Establishments with 100 to 249 employees	—	X	X	X
	Establishments with 250 to 499 employees	—	X	X	X
	Establishments with 500 to 999 employees	1	X	X	X
	Establishments with 1,000 employees or more	—	X	X	X
56132	Temporary help services				
	All establishments	46	2 310	13 336	60 344
	Establishments with 1 to 4 employees	14	X	X	X
	Establishments with 5 to 9 employees	2	X	X	X
	Establishments with 10 to 19 employees	6	X	X	X
	Establishments with 20 to 49 employees	11	X	X	X
	Establishments with 50 to 99 employees	4	X	X	X
	Establishments with 100 to 249 employees	8	X	X	X
	Establishments with 250 to 499 employees	1	X	X	X
	Establishments with 500 to 999 employees	—	X	X	X
	Establishments with 1,000 employees or more	—	X	X	X
561320	Temporary help services				
	All establishments	46	2 310	13 336	60 344
	Establishments with 1 to 4 employees	14	X	X	X
	Establishments with 5 to 9 employees	2	X	X	X
	Establishments with 10 to 19 employees	6	X	X	X
	Establishments with 20 to 49 employees	11	X	X	X
	Establishments with 50 to 99 employees	4	X	X	X
	Establishments with 100 to 249 employees	8	X	X	X
	Establishments with 250 to 499 employees	1	X	X	X
	Establishments with 500 to 999 employees	—	X	X	X
	Establishments with 1,000 employees or more	—	X	X	X
56133	Professional employer organizations				
	All establishments	7	304	2 234	8 990
	Establishments with 1 to 4 employees	3	X	X	X
	Establishments with 5 to 9 employees	—	X	X	X
	Establishments with 10 to 19 employees	1	X	X	X
	Establishments with 20 to 49 employees	2	X	X	X
	Establishments with 50 to 99 employees	—	X	X	X
	Establishments with 100 to 249 employees	1	X	X	X
	Establishments with 250 to 499 employees	—	X	X	X

See footnotes at end of table.

Table 5. Establishments, Employees, and Payroll by Industry and Employment Size of Establishments by County: 2004—Con.

[Excludes most government employees, railroad employees, and self-employed persons. Size class 1 to 4 employees includes establishments having payroll, but no employees, during mid-March pay period. For meaning of abbreviations and symbols, see introductory text. For explanation of terms, see Appendix A. For statement on reliability, see the note at the end of the table and Appendix C]

NAICS code	Geography, kind of business, and employment size class	Establishments (number)	Paid employees for pay period including March 12 (number)	First-quarter payroll (\$1,000)	Annual payroll (\$1,000)
	MONMOUTH—Con.				
56	Administrative and support and waste management and remediation services—Con.				
561	Administrative and support services—Con.				
5613	Employment services—Con.				
56133	Professional employer organizations—Con.				
	All establishments—Con.				
	Establishments with 500 to 999 employees	—	X	X	X
	Establishments with 1,000 employees or more	—	X	X	X
561330	Professional employer organizations				
	All establishments	7	304	2 234	8 990
	Establishments with 1 to 4 employees	3	X	X	X
	Establishments with 5 to 9 employees	—	X	X	X
	Establishments with 10 to 19 employees	1	X	X	X
	Establishments with 20 to 49 employees	2	X	X	X
	Establishments with 50 to 99 employees	—	X	X	X
	Establishments with 100 to 249 employees	1	X	X	X
	Establishments with 250 to 499 employees	—	X	X	X
	Establishments with 500 to 999 employees	—	X	X	X
	Establishments with 1,000 employees or more	—	X	X	X
5614	Business support services				
	All establishments	68	1 216	6 385	28 986
	Establishments with 1 to 4 employees	44	X	X	X
	Establishments with 5 to 9 employees	8	X	X	X
	Establishments with 10 to 19 employees	6	X	X	X
	Establishments with 20 to 49 employees	6	X	X	X
	Establishments with 50 to 99 employees	2	X	X	X
	Establishments with 100 to 249 employees	1	X	X	X
	Establishments with 250 to 499 employees	1	X	X	X
	Establishments with 500 to 999 employees	—	X	X	X
	Establishments with 1,000 employees or more	—	X	X	X
56142	Telephone call centers				
	All establishments	8	686	2 411	10 687
	Establishments with 1 to 4 employees	4	X	X	X
	Establishments with 5 to 9 employees	—	X	X	X
	Establishments with 10 to 19 employees	2	X	X	X
	Establishments with 20 to 49 employees	—	X	X	X
	Establishments with 50 to 99 employees	—	X	X	X
	Establishments with 100 to 249 employees	1	X	X	X
	Establishments with 250 to 499 employees	1	X	X	X
	Establishments with 500 to 999 employees	—	X	X	X
	Establishments with 1,000 employees or more	—	X	X	X
561422	Telemarketing bureaus				
	All establishments	3	f	D	D
	Establishments with 1 to 4 employees	1	X	X	X
	Establishments with 5 to 9 employees	—	X	X	X
	Establishments with 10 to 19 employees	—	X	X	X
	Establishments with 20 to 49 employees	—	X	X	X
	Establishments with 50 to 99 employees	—	X	X	X
	Establishments with 100 to 249 employees	1	X	X	X
	Establishments with 250 to 499 employees	1	X	X	X
	Establishments with 500 to 999 employees	—	X	X	X
	Establishments with 1,000 employees or more	—	X	X	X
56144	Collection agencies				
	All establishments	16	269	1 851	7 550
	Establishments with 1 to 4 employees	8	X	X	X
	Establishments with 5 to 9 employees	1	X	X	X
	Establishments with 10 to 19 employees	1	X	X	X
	Establishments with 20 to 49 employees	5	X	X	X
	Establishments with 50 to 99 employees	1	X	X	X
	Establishments with 100 to 249 employees	—	X	X	X
	Establishments with 250 to 499 employees	—	X	X	X
	Establishments with 500 to 999 employees	—	X	X	X
	Establishments with 1,000 employees or more	—	X	X	X
561440	Collection agencies				
	All establishments	16	269	1 851	7 550
	Establishments with 1 to 4 employees	8	X	X	X
	Establishments with 5 to 9 employees	1	X	X	X
	Establishments with 10 to 19 employees	1	X	X	X
	Establishments with 20 to 49 employees	5	X	X	X
	Establishments with 50 to 99 employees	1	X	X	X
	Establishments with 100 to 249 employees	—	X	X	X
	Establishments with 250 to 499 employees	—	X	X	X
	Establishments with 500 to 999 employees	—	X	X	X
	Establishments with 1,000 employees or more	—	X	X	X

See footnotes at end of table.

Table 5. Establishments, Employees, and Payroll by Industry and Employment Size of Establishments by County: 2004—Con.

[Excludes most government employees, railroad employees, and self-employed persons. Size class 1 to 4 employees includes establishments having payroll, but no employees, during mid-March pay period. For meaning of abbreviations and symbols, see introductory text. For explanation of terms, see Appendix A. For statement on reliability, see the note at the end of the table and Appendix C]

NAICS code	Geography, kind of business, and employment size class	Establishments (number)	Paid employees for pay period including March 12 (number)	First-quarter payroll (\$1,000)	Annual payroll (\$1,000)
	MONMOUTH—Con.				
56	Administrative and support and waste management and remediation services—Con.				
561	Administrative and support services—Con.				
5614	Business support services—Con.				
56149	Other business support services				
	All establishments	16	158	866	5 413
	Establishments with 1 to 4 employees	11	X	X	X
	Establishments with 5 to 9 employees	2	X	X	X
	Establishments with 10 to 19 employees	1	X	X	X
	Establishments with 20 to 49 employees	1	X	X	X
	Establishments with 50 to 99 employees	1	X	X	X
	Establishments with 100 to 249 employees	—	X	X	X
	Establishments with 250 to 499 employees	—	X	X	X
	Establishments with 500 to 999 employees	—	X	X	X
	Establishments with 1,000 employees or more	—	X	X	X
561499	All other business support services				
	All establishments	8	133	655	4 486
	Establishments with 1 to 4 employees	5	X	X	X
	Establishments with 5 to 9 employees	—	X	X	X
	Establishments with 10 to 19 employees	1	X	X	X
	Establishments with 20 to 49 employees	1	X	X	X
	Establishments with 50 to 99 employees	1	X	X	X
	Establishments with 100 to 249 employees	—	X	X	X
	Establishments with 250 to 499 employees	—	X	X	X
	Establishments with 500 to 999 employees	—	X	X	X
	Establishments with 1,000 employees or more	—	X	X	X
5615	Travel arrangement and reservation services				
	All establishments	71	280	1 876	8 639
	Establishments with 1 to 4 employees	49	X	X	X
	Establishments with 5 to 9 employees	17	X	X	X
	Establishments with 10 to 19 employees	4	X	X	X
	Establishments with 20 to 49 employees	1	X	X	X
	Establishments with 50 to 99 employees	—	X	X	X
	Establishments with 100 to 249 employees	—	X	X	X
	Establishments with 250 to 499 employees	—	X	X	X
	Establishments with 500 to 999 employees	—	X	X	X
	Establishments with 1,000 employees or more	—	X	X	X
56151	Travel agencies				
	All establishments	60	222	1 214	5 109
	Establishments with 1 to 4 employees	42	X	X	X
	Establishments with 5 to 9 employees	15	X	X	X
	Establishments with 10 to 19 employees	2	X	X	X
	Establishments with 20 to 49 employees	1	X	X	X
	Establishments with 50 to 99 employees	—	X	X	X
	Establishments with 100 to 249 employees	—	X	X	X
	Establishments with 250 to 499 employees	—	X	X	X
	Establishments with 500 to 999 employees	—	X	X	X
	Establishments with 1,000 employees or more	—	X	X	X
561510	Travel agencies				
	All establishments	60	222	1 214	5 109
	Establishments with 1 to 4 employees	42	X	X	X
	Establishments with 5 to 9 employees	15	X	X	X
	Establishments with 10 to 19 employees	2	X	X	X
	Establishments with 20 to 49 employees	1	X	X	X
	Establishments with 50 to 99 employees	—	X	X	X
	Establishments with 100 to 249 employees	—	X	X	X
	Establishments with 250 to 499 employees	—	X	X	X
	Establishments with 500 to 999 employees	—	X	X	X
	Establishments with 1,000 employees or more	—	X	X	X
5616	Investigation and security services				
	All establishments	60	1 066	7 377	30 679
	Establishments with 1 to 4 employees	27	X	X	X
	Establishments with 5 to 9 employees	16	X	X	X
	Establishments with 10 to 19 employees	7	X	X	X
	Establishments with 20 to 49 employees	6	X	X	X
	Establishments with 50 to 99 employees	2	X	X	X
	Establishments with 100 to 249 employees	—	X	X	X
	Establishments with 250 to 499 employees	2	X	X	X
	Establishments with 500 to 999 employees	—	X	X	X
	Establishments with 1,000 employees or more	—	X	X	X
56161	Investigation, guard, and armored car services				
	All establishments	31	502	2 343	10 222
	Establishments with 1 to 4 employees	15	X	X	X
	Establishments with 5 to 9 employees	10	X	X	X
	Establishments with 10 to 19 employees	2	X	X	X
	Establishments with 20 to 49 employees	2	X	X	X
	Establishments with 50 to 99 employees	1	X	X	X
	Establishments with 100 to 249 employees	—	X	X	X
	Establishments with 250 to 499 employees	1	X	X	X
	Establishments with 500 to 999 employees	—	X	X	X
	Establishments with 1,000 employees or more	—	X	X	X

See footnotes at end of table.

Table 5. Establishments, Employees, and Payroll by Industry and Employment Size of Establishments by County: 2004—Con.

[Excludes most government employees, railroad employees, and self-employed persons. Size class 1 to 4 employees includes establishments having payroll, but no employees, during mid-March pay period. For meaning of abbreviations and symbols, see introductory text. For explanation of terms, see Appendix A. For statement on reliability, see the note at the end of the table and Appendix C]

NAICS code	Geography, kind of business, and employment size class	Establishments (number)	Paid employees for pay period including March 12 (number)	First-quarter payroll (\$1,000)	Annual payroll (\$1,000)
	MONMOUTH—Con.				
56	Administrative and support and waste management and remediation services—Con.				
561	Administrative and support services—Con.				
5616	Investigation and security services—Con.				
56161	Investigation, guard, and armored car services—Con.				
561612	Security guards and patrol services				
	All establishments	14	354	1 478	6 410
	Establishments with 1 to 4 employees	4	X	X	X
	Establishments with 5 to 9 employees	8	X	X	X
	Establishments with 10 to 19 employees	—	X	X	X
	Establishments with 20 to 49 employees	1	X	X	X
	Establishments with 50 to 99 employees	—	X	X	X
	Establishments with 100 to 249 employees	—	X	X	X
	Establishments with 250 to 499 employees	1	X	X	X
	Establishments with 500 to 999 employees	—	X	X	X
	Establishments with 1,000 employees or more	—	X	X	X
56162	Security systems services				
	All establishments	29	564	5 034	20 457
	Establishments with 1 to 4 employees	12	X	X	X
	Establishments with 5 to 9 employees	6	X	X	X
	Establishments with 10 to 19 employees	5	X	X	X
	Establishments with 20 to 49 employees	4	X	X	X
	Establishments with 50 to 99 employees	1	X	X	X
	Establishments with 100 to 249 employees	—	X	X	X
	Establishments with 250 to 499 employees	1	X	X	X
	Establishments with 500 to 999 employees	—	X	X	X
	Establishments with 1,000 employees or more	—	X	X	X
561621	Security systems services (except locksmiths)				
	All establishments	19	501	4 595	18 632
	Establishments with 1 to 4 employees	8	X	X	X
	Establishments with 5 to 9 employees	2	X	X	X
	Establishments with 10 to 19 employees	3	X	X	X
	Establishments with 20 to 49 employees	4	X	X	X
	Establishments with 50 to 99 employees	1	X	X	X
	Establishments with 100 to 249 employees	—	X	X	X
	Establishments with 250 to 499 employees	1	X	X	X
	Establishments with 500 to 999 employees	—	X	X	X
	Establishments with 1,000 employees or more	—	X	X	X
5617	Services to buildings and dwellings				
	All establishments	636	5 630	25 380	132 978
	Establishments with 1 to 4 employees	468	X	X	X
	Establishments with 5 to 9 employees	80	X	X	X
	Establishments with 10 to 19 employees	43	X	X	X
	Establishments with 20 to 49 employees	30	X	X	X
	Establishments with 50 to 99 employees	10	X	X	X
	Establishments with 100 to 249 employees	4	X	X	X
	Establishments with 250 to 499 employees	—	X	X	X
	Establishments with 500 to 999 employees	—	X	X	X
	Establishments with 1,000 employees or more	1	X	X	X
56171	Exterminating and pest control services				
	All establishments	31	264	1 854	10 243
	Establishments with 1 to 4 employees	16	X	X	X
	Establishments with 5 to 9 employees	4	X	X	X
	Establishments with 10 to 19 employees	6	X	X	X
	Establishments with 20 to 49 employees	5	X	X	X
	Establishments with 50 to 99 employees	—	X	X	X
	Establishments with 100 to 249 employees	—	X	X	X
	Establishments with 250 to 499 employees	—	X	X	X
	Establishments with 500 to 999 employees	—	X	X	X
	Establishments with 1,000 employees or more	—	X	X	X
561710	Exterminating and pest control services				
	All establishments	31	264	1 854	10 243
	Establishments with 1 to 4 employees	16	X	X	X
	Establishments with 5 to 9 employees	4	X	X	X
	Establishments with 10 to 19 employees	6	X	X	X
	Establishments with 20 to 49 employees	5	X	X	X
	Establishments with 50 to 99 employees	—	X	X	X
	Establishments with 100 to 249 employees	—	X	X	X
	Establishments with 250 to 499 employees	—	X	X	X
	Establishments with 500 to 999 employees	—	X	X	X
	Establishments with 1,000 employees or more	—	X	X	X
56172	Janitorial services				
	All establishments	112	3 436	12 452	50 714
	Establishments with 1 to 4 employees	58	X	X	X
	Establishments with 5 to 9 employees	14	X	X	X
	Establishments with 10 to 19 employees	17	X	X	X
	Establishments with 20 to 49 employees	15	X	X	X
	Establishments with 50 to 99 employees	4	X	X	X
	Establishments with 100 to 249 employees	3	X	X	X
	Establishments with 250 to 499 employees	—	X	X	X

See footnotes at end of table.

Table 5. Establishments, Employees, and Payroll by Industry and Employment Size of Establishments by County: 2004—Con.

[Excludes most government employees, railroad employees, and self-employed persons. Size class 1 to 4 employees includes establishments having payroll, but no employees, during mid-March pay period. For meaning of abbreviations and symbols, see introductory text. For explanation of terms, see Appendix A. For statement on reliability, see the note at the end of the table and Appendix C]

NAICS code	Geography, kind of business, and employment size class	Establishments (number)	Paid employees for pay period including March 12 (number)	First-quarter payroll (\$1,000)	Annual payroll (\$1,000)
	MONMOUTH—Con.				
56	Administrative and support and waste management and remediation services—Con.				
561	Administrative and support services—Con.				
5617	Services to buildings and dwellings—Con.				
56172	Janitorial services—Con.				
	All establishments—Con.				
	Establishments with 500 to 999 employees	—	X	X	X
	Establishments with 1,000 employees or more	1	X	X	X
561720	Janitorial services				
	All establishments	112	3 436	12 452	50 714
	Establishments with 1 to 4 employees	58	X	X	X
	Establishments with 5 to 9 employees	14	X	X	X
	Establishments with 10 to 19 employees	17	X	X	X
	Establishments with 20 to 49 employees	15	X	X	X
	Establishments with 50 to 99 employees	4	X	X	X
	Establishments with 100 to 249 employees	3	X	X	X
	Establishments with 250 to 499 employees	—	X	X	X
	Establishments with 500 to 999 employees	—	X	X	X
	Establishments with 1,000 employees or more	1	X	X	X
56173	Landscaping services				
	All establishments	423	1 658	9 005	63 005
	Establishments with 1 to 4 employees	339	X	X	X
	Establishments with 5 to 9 employees	53	X	X	X
	Establishments with 10 to 19 employees	17	X	X	X
	Establishments with 20 to 49 employees	7	X	X	X
	Establishments with 50 to 99 employees	6	X	X	X
	Establishments with 100 to 249 employees	1	X	X	X
	Establishments with 250 to 499 employees	—	X	X	X
	Establishments with 500 to 999 employees	—	X	X	X
	Establishments with 1,000 employees or more	—	X	X	X
561730	Landscaping services				
	All establishments	423	1 658	9 005	63 005
	Establishments with 1 to 4 employees	339	X	X	X
	Establishments with 5 to 9 employees	53	X	X	X
	Establishments with 10 to 19 employees	17	X	X	X
	Establishments with 20 to 49 employees	7	X	X	X
	Establishments with 50 to 99 employees	6	X	X	X
	Establishments with 100 to 249 employees	1	X	X	X
	Establishments with 250 to 499 employees	—	X	X	X
	Establishments with 500 to 999 employees	—	X	X	X
	Establishments with 1,000 employees or more	—	X	X	X
56179	Other services to buildings and dwellings				
	All establishments	44	210	1 747	7 570
	Establishments with 1 to 4 employees	32	X	X	X
	Establishments with 5 to 9 employees	7	X	X	X
	Establishments with 10 to 19 employees	2	X	X	X
	Establishments with 20 to 49 employees	3	X	X	X
	Establishments with 50 to 99 employees	—	X	X	X
	Establishments with 100 to 249 employees	—	X	X	X
	Establishments with 250 to 499 employees	—	X	X	X
	Establishments with 500 to 999 employees	—	X	X	X
	Establishments with 1,000 employees or more	—	X	X	X
561790	Other services to buildings and dwellings				
	All establishments	44	210	1 747	7 570
	Establishments with 1 to 4 employees	32	X	X	X
	Establishments with 5 to 9 employees	7	X	X	X
	Establishments with 10 to 19 employees	2	X	X	X
	Establishments with 20 to 49 employees	3	X	X	X
	Establishments with 50 to 99 employees	—	X	X	X
	Establishments with 100 to 249 employees	—	X	X	X
	Establishments with 250 to 499 employees	—	X	X	X
	Establishments with 500 to 999 employees	—	X	X	X
	Establishments with 1,000 employees or more	—	X	X	X
5619	Other support services				
	All establishments	44	254	1 833	10 378
	Establishments with 1 to 4 employees	33	X	X	X
	Establishments with 5 to 9 employees	7	X	X	X
	Establishments with 10 to 19 employees	2	X	X	X
	Establishments with 20 to 49 employees	1	X	X	X
	Establishments with 50 to 99 employees	—	X	X	X
	Establishments with 100 to 249 employees	1	X	X	X
	Establishments with 250 to 499 employees	—	X	X	X
	Establishments with 500 to 999 employees	—	X	X	X
	Establishments with 1,000 employees or more	—	X	X	X

See footnotes at end of table.

Table 5. Establishments, Employees, and Payroll by Industry and Employment Size of Establishments by County: 2004—Con.

[Excludes most government employees, railroad employees, and self-employed persons. Size class 1 to 4 employees includes establishments having payroll, but no employees, during mid-March pay period. For meaning of abbreviations and symbols, see introductory text. For explanation of terms, see Appendix A. For statement on reliability, see the note at the end of the table and Appendix C]

NAICS code	Geography, kind of business, and employment size class	Establishments (number)	Paid employees for pay period including March 12 (number)	First-quarter payroll (\$1,000)	Annual payroll (\$1,000)
56	MONMOUTH—Con.				
	Administrative and support and waste management and remediation services—Con.				
561	Administrative and support services—Con.				
5619	Other support services—Con.				
56199	All other support services				
	All establishments	34	198	1 450	8 131
	Establishments with 1 to 4 employees	27	X	X	X
	Establishments with 5 to 9 employees	5	X	X	X
	Establishments with 10 to 19 employees	1	X	X	X
	Establishments with 20 to 49 employees	—	X	X	X
	Establishments with 50 to 99 employees	—	X	X	X
	Establishments with 100 to 249 employees	1	X	X	X
	Establishments with 250 to 499 employees	—	X	X	X
	Establishments with 500 to 999 employees	—	X	X	X
	Establishments with 1,000 employees or more	—	X	X	X
561990	All other support services				
	All establishments	34	198	1 450	8 131
	Establishments with 1 to 4 employees	27	X	X	X
	Establishments with 5 to 9 employees	5	X	X	X
	Establishments with 10 to 19 employees	1	X	X	X
	Establishments with 20 to 49 employees	—	X	X	X
	Establishments with 50 to 99 employees	—	X	X	X
	Establishments with 100 to 249 employees	1	X	X	X
	Establishments with 250 to 499 employees	—	X	X	X
	Establishments with 500 to 999 employees	—	X	X	X
	Establishments with 1,000 employees or more	—	X	X	X
562	Waste management and remediation services				
	All establishments	51	838	9 342	41 406
	Establishments with 1 to 4 employees	23	X	X	X
	Establishments with 5 to 9 employees	10	X	X	X
	Establishments with 10 to 19 employees	12	X	X	X
	Establishments with 20 to 49 employees	2	X	X	X
	Establishments with 50 to 99 employees	1	X	X	X
	Establishments with 100 to 249 employees	3	X	X	X
	Establishments with 250 to 499 employees	—	X	X	X
	Establishments with 500 to 999 employees	—	X	X	X
	Establishments with 1,000 employees or more	—	X	X	X
5621	Waste collection				
	All establishments	23	589	6 899	29 947
	Establishments with 1 to 4 employees	9	X	X	X
	Establishments with 5 to 9 employees	4	X	X	X
	Establishments with 10 to 19 employees	7	X	X	X
	Establishments with 20 to 49 employees	—	X	X	X
	Establishments with 50 to 99 employees	—	X	X	X
	Establishments with 100 to 249 employees	3	X	X	X
	Establishments with 250 to 499 employees	—	X	X	X
	Establishments with 500 to 999 employees	—	X	X	X
	Establishments with 1,000 employees or more	—	X	X	X
56211	Waste collection				
	All establishments	23	589	6 899	29 947
	Establishments with 1 to 4 employees	9	X	X	X
	Establishments with 5 to 9 employees	4	X	X	X
	Establishments with 10 to 19 employees	7	X	X	X
	Establishments with 20 to 49 employees	—	X	X	X
	Establishments with 50 to 99 employees	—	X	X	X
	Establishments with 100 to 249 employees	3	X	X	X
	Establishments with 250 to 499 employees	—	X	X	X
	Establishments with 500 to 999 employees	—	X	X	X
	Establishments with 1,000 employees or more	—	X	X	X
562111	Solid waste collection				
	All establishments	18	362	4 157	17 377
	Establishments with 1 to 4 employees	8	X	X	X
	Establishments with 5 to 9 employees	3	X	X	X
	Establishments with 10 to 19 employees	5	X	X	X
	Establishments with 20 to 49 employees	—	X	X	X
	Establishments with 50 to 99 employees	—	X	X	X
	Establishments with 100 to 249 employees	2	X	X	X
	Establishments with 250 to 499 employees	—	X	X	X
	Establishments with 500 to 999 employees	—	X	X	X
	Establishments with 1,000 employees or more	—	X	X	X
562112	Hazardous waste collection				
	All establishments	4	c	D	D
	Establishments with 1 to 4 employees	1	X	X	X
	Establishments with 5 to 9 employees	1	X	X	X
	Establishments with 10 to 19 employees	1	X	X	X
	Establishments with 20 to 49 employees	—	X	X	X
	Establishments with 50 to 99 employees	—	X	X	X
	Establishments with 100 to 249 employees	1	X	X	X
	Establishments with 250 to 499 employees	—	X	X	X
	Establishments with 500 to 999 employees	—	X	X	X
	Establishments with 1,000 employees or more	—	X	X	X

See footnotes at end of table.

Table 5. Establishments, Employees, and Payroll by Industry and Employment Size of Establishments by County: 2004—Con.

[Excludes most government employees, railroad employees, and self-employed persons. Size class 1 to 4 employees includes establishments having payroll, but no employees, during mid-March pay period. For meaning of abbreviations and symbols, see introductory text. For explanation of terms, see Appendix A. For statement on reliability, see the note at the end of the table and Appendix C]

NAICS code	Geography, kind of business, and employment size class	Establishments (number)	Paid employees for pay period including March 12 (number)	First-quarter payroll (\$1,000)	Annual payroll (\$1,000)
	MONMOUTH—Con.				
56	Administrative and support and waste management and remediation services—Con.				
562	Waste management and remediation services—Con.				
5629	Remediation and other waste management services				
	All establishments	23	235	2 308	10 772
	Establishments with 1 to 4 employees	10	X	X	X
	Establishments with 5 to 9 employees	5	X	X	X
	Establishments with 10 to 19 employees	5	X	X	X
	Establishments with 20 to 49 employees	2	X	X	X
	Establishments with 50 to 99 employees	1	X	X	X
	Establishments with 100 to 249 employees	—	X	X	X
	Establishments with 250 to 499 employees	—	X	X	X
	Establishments with 500 to 999 employees	—	X	X	X
	Establishments with 1,000 employees or more	—	X	X	X
56291	Remediation services				
	All establishments	14	176	1 722	8 334
	Establishments with 1 to 4 employees	5	X	X	X
	Establishments with 5 to 9 employees	3	X	X	X
	Establishments with 10 to 19 employees	4	X	X	X
	Establishments with 20 to 49 employees	1	X	X	X
	Establishments with 50 to 99 employees	1	X	X	X
	Establishments with 100 to 249 employees	—	X	X	X
	Establishments with 250 to 499 employees	—	X	X	X
	Establishments with 500 to 999 employees	—	X	X	X
	Establishments with 1,000 employees or more	—	X	X	X
562910	Remediation services				
	All establishments	14	176	1 722	8 334
	Establishments with 1 to 4 employees	5	X	X	X
	Establishments with 5 to 9 employees	3	X	X	X
	Establishments with 10 to 19 employees	4	X	X	X
	Establishments with 20 to 49 employees	1	X	X	X
	Establishments with 50 to 99 employees	1	X	X	X
	Establishments with 100 to 249 employees	—	X	X	X
	Establishments with 250 to 499 employees	—	X	X	X
	Establishments with 500 to 999 employees	—	X	X	X
	Establishments with 1,000 employees or more	—	X	X	X
61	Educational services				
	All establishments	250	6 643	45 423	189 388
	Establishments with 1 to 4 employees	104	X	X	X
	Establishments with 5 to 9 employees	51	X	X	X
	Establishments with 10 to 19 employees	44	X	X	X
	Establishments with 20 to 49 employees	24	X	X	X
	Establishments with 50 to 99 employees	15	X	X	X
	Establishments with 100 to 249 employees	9	X	X	X
	Establishments with 250 to 499 employees	2	X	X	X
	Establishments with 500 to 999 employees	—	X	X	X
	Establishments with 1,000 employees or more	1	X	X	X
611	Educational services				
	All establishments	250	6 643	45 423	189 388
	Establishments with 1 to 4 employees	104	X	X	X
	Establishments with 5 to 9 employees	51	X	X	X
	Establishments with 10 to 19 employees	44	X	X	X
	Establishments with 20 to 49 employees	24	X	X	X
	Establishments with 50 to 99 employees	15	X	X	X
	Establishments with 100 to 249 employees	9	X	X	X
	Establishments with 250 to 499 employees	2	X	X	X
	Establishments with 500 to 999 employees	—	X	X	X
	Establishments with 1,000 employees or more	1	X	X	X
6111	Elementary and secondary schools				
	All establishments	57	3 636	28 066	111 212
	Establishments with 1 to 4 employees	7	X	X	X
	Establishments with 5 to 9 employees	3	X	X	X
	Establishments with 10 to 19 employees	11	X	X	X
	Establishments with 20 to 49 employees	12	X	X	X
	Establishments with 50 to 99 employees	13	X	X	X
	Establishments with 100 to 249 employees	9	X	X	X
	Establishments with 250 to 499 employees	2	X	X	X
	Establishments with 500 to 999 employees	—	X	X	X
	Establishments with 1,000 employees or more	—	X	X	X
61111	Elementary and secondary schools				
	All establishments	57	3 636	28 066	111 212
	Establishments with 1 to 4 employees	7	X	X	X
	Establishments with 5 to 9 employees	3	X	X	X
	Establishments with 10 to 19 employees	11	X	X	X
	Establishments with 20 to 49 employees	12	X	X	X
	Establishments with 50 to 99 employees	13	X	X	X
	Establishments with 100 to 249 employees	9	X	X	X
	Establishments with 250 to 499 employees	2	X	X	X
	Establishments with 500 to 999 employees	—	X	X	X
	Establishments with 1,000 employees or more	—	X	X	X

See footnotes at end of table.

Table 5. Establishments, Employees, and Payroll by Industry and Employment Size of Establishments by County: 2004—Con.

[Excludes most government employees, railroad employees, and self-employed persons. Size class 1 to 4 employees includes establishments having payroll, but no employees, during mid-March pay period. For meaning of abbreviations and symbols, see introductory text. For explanation of terms, see Appendix A. For statement on reliability, see the note at the end of the table and Appendix C]

NAICS code	Geography, kind of business, and employment size class	Establishments (number)	Paid employees for pay period including March 12 (number)	First-quarter payroll (\$1,000)	Annual payroll (\$1,000)
	MONMOUTH—Con.				
61	Educational services—Con.				
611	Educational services—Con.				
6111	Elementary and secondary schools—Con.				
61111	Elementary and secondary schools—Con.				
611110	Elementary and secondary schools				
	All establishments	57	3 636	28 066	111 212
	Establishments with 1 to 4 employees	7	X	X	X
	Establishments with 5 to 9 employees	3	X	X	X
	Establishments with 10 to 19 employees	11	X	X	X
	Establishments with 20 to 49 employees	12	X	X	X
	Establishments with 50 to 99 employees	13	X	X	X
	Establishments with 100 to 249 employees	9	X	X	X
	Establishments with 250 to 499 employees	2	X	X	X
	Establishments with 500 to 999 employees	—	X	X	X
	Establishments with 1,000 employees or more	—	X	X	X
6113	Colleges and universities				
	All establishments	3	g	D	D
	Establishments with 1 to 4 employees	1	X	X	X
	Establishments with 5 to 9 employees	—	X	X	X
	Establishments with 10 to 19 employees	1	X	X	X
	Establishments with 20 to 49 employees	—	X	X	X
	Establishments with 50 to 99 employees	—	X	X	X
	Establishments with 100 to 249 employees	—	X	X	X
	Establishments with 250 to 499 employees	—	X	X	X
	Establishments with 500 to 999 employees	—	X	X	X
	Establishments with 1,000 employees or more	1	X	X	X
61131	Colleges and universities				
	All establishments	3	g	D	D
	Establishments with 1 to 4 employees	1	X	X	X
	Establishments with 5 to 9 employees	—	X	X	X
	Establishments with 10 to 19 employees	1	X	X	X
	Establishments with 20 to 49 employees	—	X	X	X
	Establishments with 50 to 99 employees	—	X	X	X
	Establishments with 100 to 249 employees	—	X	X	X
	Establishments with 250 to 499 employees	—	X	X	X
	Establishments with 500 to 999 employees	—	X	X	X
	Establishments with 1,000 employees or more	1	X	X	X
611310	Colleges and universities				
	All establishments	3	g	D	D
	Establishments with 1 to 4 employees	1	X	X	X
	Establishments with 5 to 9 employees	—	X	X	X
	Establishments with 10 to 19 employees	1	X	X	X
	Establishments with 20 to 49 employees	—	X	X	X
	Establishments with 50 to 99 employees	—	X	X	X
	Establishments with 100 to 249 employees	—	X	X	X
	Establishments with 250 to 499 employees	—	X	X	X
	Establishments with 500 to 999 employees	—	X	X	X
	Establishments with 1,000 employees or more	1	X	X	X
6114	Business schools and computer and management training				
	All establishments	17	167	2 099	8 480
	Establishments with 1 to 4 employees	10	X	X	X
	Establishments with 5 to 9 employees	3	X	X	X
	Establishments with 10 to 19 employees	1	X	X	X
	Establishments with 20 to 49 employees	2	X	X	X
	Establishments with 50 to 99 employees	1	X	X	X
	Establishments with 100 to 249 employees	—	X	X	X
	Establishments with 250 to 499 employees	—	X	X	X
	Establishments with 500 to 999 employees	—	X	X	X
	Establishments with 1,000 employees or more	—	X	X	X
61142	Computer training				
	All establishments	7	112	1 405	5 065
	Establishments with 1 to 4 employees	3	X	X	X
	Establishments with 5 to 9 employees	2	X	X	X
	Establishments with 10 to 19 employees	1	X	X	X
	Establishments with 20 to 49 employees	—	X	X	X
	Establishments with 50 to 99 employees	1	X	X	X
	Establishments with 100 to 249 employees	—	X	X	X
	Establishments with 250 to 499 employees	—	X	X	X
	Establishments with 500 to 999 employees	—	X	X	X
	Establishments with 1,000 employees or more	—	X	X	X
611420	Computer training				
	All establishments	7	112	1 405	5 065
	Establishments with 1 to 4 employees	3	X	X	X
	Establishments with 5 to 9 employees	2	X	X	X
	Establishments with 10 to 19 employees	1	X	X	X
	Establishments with 20 to 49 employees	—	X	X	X
	Establishments with 50 to 99 employees	1	X	X	X
	Establishments with 100 to 249 employees	—	X	X	X
	Establishments with 250 to 499 employees	—	X	X	X
	Establishments with 500 to 999 employees	—	X	X	X
	Establishments with 1,000 employees or more	—	X	X	X

See footnotes at end of table.

Table 5. Establishments, Employees, and Payroll by Industry and Employment Size of Establishments by County: 2004—Con.

[Excludes most government employees, railroad employees, and self-employed persons. Size class 1 to 4 employees includes establishments having payroll, but no employees, during mid-March pay period. For meaning of abbreviations and symbols, see introductory text. For explanation of terms, see Appendix A. For statement on reliability, see the note at the end of the table and Appendix C]

NAICS code	Geography, kind of business, and employment size class	Establishments (number)	Paid employees for pay period including March 12 (number)	First-quarter payroll (\$1,000)	Annual payroll (\$1,000)
	MONMOUTH—Con.				
61	Educational services—Con.				
611	Educational services—Con.				
6115	Technical and trade schools				
	All establishments	17	c	D	D
	Establishments with 1 to 4 employees	5	X	X	X
	Establishments with 5 to 9 employees	5	X	X	X
	Establishments with 10 to 19 employees	7	X	X	X
	Establishments with 20 to 49 employees	—	X	X	X
	Establishments with 50 to 99 employees	—	X	X	X
	Establishments with 100 to 249 employees	—	X	X	X
	Establishments with 250 to 499 employees	—	X	X	X
	Establishments with 500 to 999 employees	—	X	X	X
	Establishments with 1,000 employees or more	—	X	X	X
61151	Technical and trade schools				
	All establishments	17	c	D	D
	Establishments with 1 to 4 employees	5	X	X	X
	Establishments with 5 to 9 employees	5	X	X	X
	Establishments with 10 to 19 employees	7	X	X	X
	Establishments with 20 to 49 employees	—	X	X	X
	Establishments with 50 to 99 employees	—	X	X	X
	Establishments with 100 to 249 employees	—	X	X	X
	Establishments with 250 to 499 employees	—	X	X	X
	Establishments with 500 to 999 employees	—	X	X	X
	Establishments with 1,000 employees or more	—	X	X	X
6116	Other schools and instruction				
	All establishments	143	972	3 165	15 681
	Establishments with 1 to 4 employees	73	X	X	X
	Establishments with 5 to 9 employees	37	X	X	X
	Establishments with 10 to 19 employees	22	X	X	X
	Establishments with 20 to 49 employees	10	X	X	X
	Establishments with 50 to 99 employees	1	X	X	X
	Establishments with 100 to 249 employees	—	X	X	X
	Establishments with 250 to 499 employees	—	X	X	X
	Establishments with 500 to 999 employees	—	X	X	X
	Establishments with 1,000 employees or more	—	X	X	X
61161	Fine arts schools				
	All establishments	48	325	994	3 616
	Establishments with 1 to 4 employees	19	X	X	X
	Establishments with 5 to 9 employees	19	X	X	X
	Establishments with 10 to 19 employees	8	X	X	X
	Establishments with 20 to 49 employees	2	X	X	X
	Establishments with 50 to 99 employees	—	X	X	X
	Establishments with 100 to 249 employees	—	X	X	X
	Establishments with 250 to 499 employees	—	X	X	X
	Establishments with 500 to 999 employees	—	X	X	X
	Establishments with 1,000 employees or more	—	X	X	X
611610	Fine arts schools				
	All establishments	48	325	994	3 616
	Establishments with 1 to 4 employees	19	X	X	X
	Establishments with 5 to 9 employees	19	X	X	X
	Establishments with 10 to 19 employees	8	X	X	X
	Establishments with 20 to 49 employees	2	X	X	X
	Establishments with 50 to 99 employees	—	X	X	X
	Establishments with 100 to 249 employees	—	X	X	X
	Establishments with 250 to 499 employees	—	X	X	X
	Establishments with 500 to 999 employees	—	X	X	X
	Establishments with 1,000 employees or more	—	X	X	X
61162	Sports and recreation instruction				
	All establishments	48	283	1 080	5 707
	Establishments with 1 to 4 employees	28	X	X	X
	Establishments with 5 to 9 employees	9	X	X	X
	Establishments with 10 to 19 employees	7	X	X	X
	Establishments with 20 to 49 employees	4	X	X	X
	Establishments with 50 to 99 employees	—	X	X	X
	Establishments with 100 to 249 employees	—	X	X	X
	Establishments with 250 to 499 employees	—	X	X	X
	Establishments with 500 to 999 employees	—	X	X	X
	Establishments with 1,000 employees or more	—	X	X	X
611620	Sports and recreation instruction				
	All establishments	48	283	1 080	5 707
	Establishments with 1 to 4 employees	28	X	X	X
	Establishments with 5 to 9 employees	9	X	X	X
	Establishments with 10 to 19 employees	7	X	X	X
	Establishments with 20 to 49 employees	4	X	X	X
	Establishments with 50 to 99 employees	—	X	X	X
	Establishments with 100 to 249 employees	—	X	X	X
	Establishments with 250 to 499 employees	—	X	X	X
	Establishments with 500 to 999 employees	—	X	X	X
	Establishments with 1,000 employees or more	—	X	X	X

See footnotes at end of table.

Table 5. Establishments, Employees, and Payroll by Industry and Employment Size of Establishments by County: 2004—Con.

[Excludes most government employees, railroad employees, and self-employed persons. Size class 1 to 4 employees includes establishments having payroll, but no employees, during mid-March pay period. For meaning of abbreviations and symbols, see introductory text. For explanation of terms, see Appendix A. For statement on reliability, see the note at the end of the table and Appendix C]

NAICS code	Geography, kind of business, and employment size class	Establishments (number)	Paid employees for pay period including March 12 (number)	First-quarter payroll (\$1,000)	Annual payroll (\$1,000)
	MONMOUTH—Con.				
61	Educational services—Con.				
611	Educational services—Con.				
6116	Other schools and instruction—Con.				
61163	Language schools				
	All establishments	3	120	56	197
	Establishments with 1 to 4 employees	—	X	X	X
	Establishments with 5 to 9 employees	—	X	X	X
	Establishments with 10 to 19 employees	—	X	X	X
	Establishments with 20 to 49 employees	2	X	X	X
	Establishments with 50 to 99 employees	1	X	X	X
	Establishments with 100 to 249 employees	—	X	X	X
	Establishments with 250 to 499 employees	—	X	X	X
	Establishments with 500 to 999 employees	—	X	X	X
	Establishments with 1,000 employees or more	—	X	X	X
611630	Language schools				
	All establishments	3	120	56	197
	Establishments with 1 to 4 employees	—	X	X	X
	Establishments with 5 to 9 employees	—	X	X	X
	Establishments with 10 to 19 employees	—	X	X	X
	Establishments with 20 to 49 employees	2	X	X	X
	Establishments with 50 to 99 employees	1	X	X	X
	Establishments with 100 to 249 employees	—	X	X	X
	Establishments with 250 to 499 employees	—	X	X	X
	Establishments with 500 to 999 employees	—	X	X	X
	Establishments with 1,000 employees or more	—	X	X	X
61169	All other schools and instruction				
	All establishments	44	244	1 035	6 161
	Establishments with 1 to 4 employees	26	X	X	X
	Establishments with 5 to 9 employees	9	X	X	X
	Establishments with 10 to 19 employees	7	X	X	X
	Establishments with 20 to 49 employees	2	X	X	X
	Establishments with 50 to 99 employees	—	X	X	X
	Establishments with 100 to 249 employees	—	X	X	X
	Establishments with 250 to 499 employees	—	X	X	X
	Establishments with 500 to 999 employees	—	X	X	X
	Establishments with 1,000 employees or more	—	X	X	X
611691	Exam preparation and tutoring				
	All establishments	18	125	304	1 588
	Establishments with 1 to 4 employees	11	X	X	X
	Establishments with 5 to 9 employees	2	X	X	X
	Establishments with 10 to 19 employees	3	X	X	X
	Establishments with 20 to 49 employees	2	X	X	X
	Establishments with 50 to 99 employees	—	X	X	X
	Establishments with 100 to 249 employees	—	X	X	X
	Establishments with 250 to 499 employees	—	X	X	X
	Establishments with 500 to 999 employees	—	X	X	X
	Establishments with 1,000 employees or more	—	X	X	X
62	Health care and social assistance				
	All establishments	2 100	33 464	283 600	1 278 129
	Establishments with 1 to 4 employees	1 002	X	X	X
	Establishments with 5 to 9 employees	514	X	X	X
	Establishments with 10 to 19 employees	319	X	X	X
	Establishments with 20 to 49 employees	179	X	X	X
	Establishments with 50 to 99 employees	39	X	X	X
	Establishments with 100 to 249 employees	38	X	X	X
	Establishments with 250 to 499 employees	3	X	X	X
	Establishments with 500 to 999 employees	1	X	X	X
	Establishments with 1,000 employees or more	5	X	X	X
621	Ambulatory health care services				
	All establishments	1 688	14 103	136 872	662 032
	Establishments with 1 to 4 employees	896	X	X	X
	Establishments with 5 to 9 employees	436	X	X	X
	Establishments with 10 to 19 employees	220	X	X	X
	Establishments with 20 to 49 employees	102	X	X	X
	Establishments with 50 to 99 employees	20	X	X	X
	Establishments with 100 to 249 employees	12	X	X	X
	Establishments with 250 to 499 employees	2	X	X	X
	Establishments with 500 to 999 employees	—	X	X	X
	Establishments with 1,000 employees or more	—	X	X	X
6211	Offices of physicians				
	All establishments	770	5 651	72 508	375 965
	Establishments with 1 to 4 employees	414	X	X	X
	Establishments with 5 to 9 employees	192	X	X	X
	Establishments with 10 to 19 employees	97	X	X	X
	Establishments with 20 to 49 employees	58	X	X	X
	Establishments with 50 to 99 employees	8	X	X	X
	Establishments with 100 to 249 employees	1	X	X	X
	Establishments with 250 to 499 employees	—	X	X	X
	Establishments with 500 to 999 employees	—	X	X	X
	Establishments with 1,000 employees or more	—	X	X	X

See footnotes at end of table.

Table 5. Establishments, Employees, and Payroll by Industry and Employment Size of Establishments by County: 2004—Con.

[Excludes most government employees, railroad employees, and self-employed persons. Size class 1 to 4 employees includes establishments having payroll, but no employees, during mid-March pay period. For meaning of abbreviations and symbols, see introductory text. For explanation of terms, see Appendix A. For statement on reliability, see the note at the end of the table and Appendix C]

NAICS code	Geography, kind of business, and employment size class	Establishments (number)	Paid employees for pay period including March 12 (number)	First-quarter payroll (\$1,000)	Annual payroll (\$1,000)
	MONMOUTH—Con.				
62	Health care and social assistance—Con.				
621	Ambulatory health care services—Con.				
6211	Offices of physicians—Con.				
62111	Offices of physicians				
	All establishments	770	5 651	72 508	375 965
	Establishments with 1 to 4 employees	414	X	X	X
	Establishments with 5 to 9 employees	192	X	X	X
	Establishments with 10 to 19 employees	97	X	X	X
	Establishments with 20 to 49 employees	58	X	X	X
	Establishments with 50 to 99 employees	8	X	X	X
	Establishments with 100 to 249 employees	1	X	X	X
	Establishments with 250 to 499 employees	—	X	X	X
	Establishments with 500 to 999 employees	—	X	X	X
	Establishments with 1,000 employees or more	—	X	X	X
621111	Offices of physicians (except mental health specialists)				
	All establishments	724	5 508	71 290	370 358
	Establishments with 1 to 4 employees	376	X	X	X
	Establishments with 5 to 9 employees	186	X	X	X
	Establishments with 10 to 19 employees	96	X	X	X
	Establishments with 20 to 49 employees	57	X	X	X
	Establishments with 50 to 99 employees	8	X	X	X
	Establishments with 100 to 249 employees	1	X	X	X
	Establishments with 250 to 499 employees	—	X	X	X
	Establishments with 500 to 999 employees	—	X	X	X
	Establishments with 1,000 employees or more	—	X	X	X
621112	Offices of physicians, mental health specialists				
	All establishments	46	143	1 218	5 607
	Establishments with 1 to 4 employees	38	X	X	X
	Establishments with 5 to 9 employees	6	X	X	X
	Establishments with 10 to 19 employees	1	X	X	X
	Establishments with 20 to 49 employees	1	X	X	X
	Establishments with 50 to 99 employees	—	X	X	X
	Establishments with 100 to 249 employees	—	X	X	X
	Establishments with 250 to 499 employees	—	X	X	X
	Establishments with 500 to 999 employees	—	X	X	X
	Establishments with 1,000 employees or more	—	X	X	X
6212	Offices of dentists				
	All establishments	384	2 511	21 595	99 782
	Establishments with 1 to 4 employees	154	X	X	X
	Establishments with 5 to 9 employees	147	X	X	X
	Establishments with 10 to 19 employees	74	X	X	X
	Establishments with 20 to 49 employees	9	X	X	X
	Establishments with 50 to 99 employees	—	X	X	X
	Establishments with 100 to 249 employees	—	X	X	X
	Establishments with 250 to 499 employees	—	X	X	X
	Establishments with 500 to 999 employees	—	X	X	X
	Establishments with 1,000 employees or more	—	X	X	X
62121	Offices of dentists				
	All establishments	384	2 511	21 595	99 782
	Establishments with 1 to 4 employees	154	X	X	X
	Establishments with 5 to 9 employees	147	X	X	X
	Establishments with 10 to 19 employees	74	X	X	X
	Establishments with 20 to 49 employees	9	X	X	X
	Establishments with 50 to 99 employees	—	X	X	X
	Establishments with 100 to 249 employees	—	X	X	X
	Establishments with 250 to 499 employees	—	X	X	X
	Establishments with 500 to 999 employees	—	X	X	X
	Establishments with 1,000 employees or more	—	X	X	X
621210	Offices of dentists				
	All establishments	384	2 511	21 595	99 782
	Establishments with 1 to 4 employees	154	X	X	X
	Establishments with 5 to 9 employees	147	X	X	X
	Establishments with 10 to 19 employees	74	X	X	X
	Establishments with 20 to 49 employees	9	X	X	X
	Establishments with 50 to 99 employees	—	X	X	X
	Establishments with 100 to 249 employees	—	X	X	X
	Establishments with 250 to 499 employees	—	X	X	X
	Establishments with 500 to 999 employees	—	X	X	X
	Establishments with 1,000 employees or more	—	X	X	X
6213	Offices of other health practitioners				
	All establishments	391	1 512	8 924	41 467
	Establishments with 1 to 4 employees	280	X	X	X
	Establishments with 5 to 9 employees	78	X	X	X
	Establishments with 10 to 19 employees	26	X	X	X
	Establishments with 20 to 49 employees	6	X	X	X
	Establishments with 50 to 99 employees	1	X	X	X
	Establishments with 100 to 249 employees	—	X	X	X
	Establishments with 250 to 499 employees	—	X	X	X
	Establishments with 500 to 999 employees	—	X	X	X
	Establishments with 1,000 employees or more	—	X	X	X

See footnotes at end of table.

Table 5. Establishments, Employees, and Payroll by Industry and Employment Size of Establishments by County: 2004—Con.

[Excludes most government employees, railroad employees, and self-employed persons. Size class 1 to 4 employees includes establishments having payroll, but no employees, during mid-March pay period. For meaning of abbreviations and symbols, see introductory text. For explanation of terms, see Appendix A. For statement on reliability, see the note at the end of the table and Appendix C]

NAICS code	Geography, kind of business, and employment size class	Establishments (number)	Paid employees for pay period including March 12 (number)	First-quarter payroll (\$1,000)	Annual payroll (\$1,000)
62	MONMOUTH—Con.				
	Health care and social assistance—Con.				
621	Ambulatory health care services—Con.				
6213	Offices of other health practitioners—Con.				
62131	Offices of chiropractors				
	All establishments	141	380	1 654	7 808
	Establishments with 1 to 4 employees	118	X	X	X
	Establishments with 5 to 9 employees	18	X	X	X
	Establishments with 10 to 19 employees	5	X	X	X
	Establishments with 20 to 49 employees	—	X	X	X
	Establishments with 50 to 99 employees	—	X	X	X
	Establishments with 100 to 249 employees	—	X	X	X
	Establishments with 250 to 499 employees	—	X	X	X
	Establishments with 500 to 999 employees	—	X	X	X
	Establishments with 1,000 employees or more	—	X	X	X
621310	Offices of chiropractors				
	All establishments	141	380	1 654	7 808
	Establishments with 1 to 4 employees	118	X	X	X
	Establishments with 5 to 9 employees	18	X	X	X
	Establishments with 10 to 19 employees	5	X	X	X
	Establishments with 20 to 49 employees	—	X	X	X
	Establishments with 50 to 99 employees	—	X	X	X
	Establishments with 100 to 249 employees	—	X	X	X
	Establishments with 250 to 499 employees	—	X	X	X
	Establishments with 500 to 999 employees	—	X	X	X
	Establishments with 1,000 employees or more	—	X	X	X
62132	Offices of optometrists				
	All establishments	56	253	1 676	7 433
	Establishments with 1 to 4 employees	32	X	X	X
	Establishments with 5 to 9 employees	19	X	X	X
	Establishments with 10 to 19 employees	4	X	X	X
	Establishments with 20 to 49 employees	1	X	X	X
	Establishments with 50 to 99 employees	—	X	X	X
	Establishments with 100 to 249 employees	—	X	X	X
	Establishments with 250 to 499 employees	—	X	X	X
	Establishments with 500 to 999 employees	—	X	X	X
	Establishments with 1,000 employees or more	—	X	X	X
621320	Offices of optometrists				
	All establishments	56	253	1 676	7 433
	Establishments with 1 to 4 employees	32	X	X	X
	Establishments with 5 to 9 employees	19	X	X	X
	Establishments with 10 to 19 employees	4	X	X	X
	Establishments with 20 to 49 employees	1	X	X	X
	Establishments with 50 to 99 employees	—	X	X	X
	Establishments with 100 to 249 employees	—	X	X	X
	Establishments with 250 to 499 employees	—	X	X	X
	Establishments with 500 to 999 employees	—	X	X	X
	Establishments with 1,000 employees or more	—	X	X	X
62133	Offices of mental health practitioners (except physicians)				
	All establishments	40	162	821	3 961
	Establishments with 1 to 4 employees	33	X	X	X
	Establishments with 5 to 9 employees	3	X	X	X
	Establishments with 10 to 19 employees	2	X	X	X
	Establishments with 20 to 49 employees	2	X	X	X
	Establishments with 50 to 99 employees	—	X	X	X
	Establishments with 100 to 249 employees	—	X	X	X
	Establishments with 250 to 499 employees	—	X	X	X
	Establishments with 500 to 999 employees	—	X	X	X
	Establishments with 1,000 employees or more	—	X	X	X
621330	Offices of mental health practitioners (except physicians)				
	All establishments	40	162	821	3 961
	Establishments with 1 to 4 employees	33	X	X	X
	Establishments with 5 to 9 employees	3	X	X	X
	Establishments with 10 to 19 employees	2	X	X	X
	Establishments with 20 to 49 employees	2	X	X	X
	Establishments with 50 to 99 employees	—	X	X	X
	Establishments with 100 to 249 employees	—	X	X	X
	Establishments with 250 to 499 employees	—	X	X	X
	Establishments with 500 to 999 employees	—	X	X	X
	Establishments with 1,000 employees or more	—	X	X	X
62134	Offices of physical, occupational and speech therapists, and audiologists				
	All establishments	79	483	3 385	15 927
	Establishments with 1 to 4 employees	42	X	X	X
	Establishments with 5 to 9 employees	20	X	X	X
	Establishments with 10 to 19 employees	14	X	X	X
	Establishments with 20 to 49 employees	2	X	X	X
	Establishments with 50 to 99 employees	1	X	X	X
	Establishments with 100 to 249 employees	—	X	X	X
	Establishments with 250 to 499 employees	—	X	X	X
	Establishments with 500 to 999 employees	—	X	X	X
	Establishments with 1,000 employees or more	—	X	X	X

See footnotes at end of table.

Table 5. Establishments, Employees, and Payroll by Industry and Employment Size of Establishments by County: 2004—Con.

[Excludes most government employees, railroad employees, and self-employed persons. Size class 1 to 4 employees includes establishments having payroll, but no employees, during mid-March pay period. For meaning of abbreviations and symbols, see introductory text. For explanation of terms, see Appendix A. For statement on reliability, see the note at the end of the table and Appendix C]

NAICS code	Geography, kind of business, and employment size class	Establishments (number)	Paid employees for pay period including March 12 (number)	First-quarter payroll (\$1,000)	Annual payroll (\$1,000)
	MONMOUTH—Con.				
62	Health care and social assistance—Con.				
621	Ambulatory health care services—Con.				
6213	Offices of other health practitioners—Con.				
62134	Offices of physical, occupational and speech therapists, and audiologists—Con.				
621340	Offices of physical, occupational, and speech therapists and audiologists				
	All establishments	79	483	3 385	15 927
	Establishments with 1 to 4 employees	42	X	X	X
	Establishments with 5 to 9 employees	20	X	X	X
	Establishments with 10 to 19 employees	14	X	X	X
	Establishments with 20 to 49 employees	2	X	X	X
	Establishments with 50 to 99 employees	1	X	X	X
	Establishments with 100 to 249 employees	—	X	X	X
	Establishments with 250 to 499 employees	—	X	X	X
	Establishments with 500 to 999 employees	—	X	X	X
	Establishments with 1,000 employees or more	—	X	X	X
62139	Offices of all other health practitioners				
	All establishments	75	234	1 388	6 338
	Establishments with 1 to 4 employees	55	X	X	X
	Establishments with 5 to 9 employees	18	X	X	X
	Establishments with 10 to 19 employees	1	X	X	X
	Establishments with 20 to 49 employees	1	X	X	X
	Establishments with 50 to 99 employees	—	X	X	X
	Establishments with 100 to 249 employees	—	X	X	X
	Establishments with 250 to 499 employees	—	X	X	X
	Establishments with 500 to 999 employees	—	X	X	X
	Establishments with 1,000 employees or more	—	X	X	X
621391	Offices of podiatrists				
	All establishments	51	191	1 092	4 623
	Establishments with 1 to 4 employees	36	X	X	X
	Establishments with 5 to 9 employees	13	X	X	X
	Establishments with 10 to 19 employees	1	X	X	X
	Establishments with 20 to 49 employees	1	X	X	X
	Establishments with 50 to 99 employees	—	X	X	X
	Establishments with 100 to 249 employees	—	X	X	X
	Establishments with 250 to 499 employees	—	X	X	X
	Establishments with 500 to 999 employees	—	X	X	X
	Establishments with 1,000 employees or more	—	X	X	X
6214	Outpatient care centers				
	All establishments	39	746	6 712	29 344
	Establishments with 1 to 4 employees	9	X	X	X
	Establishments with 5 to 9 employees	6	X	X	X
	Establishments with 10 to 19 employees	10	X	X	X
	Establishments with 20 to 49 employees	11	X	X	X
	Establishments with 50 to 99 employees	2	X	X	X
	Establishments with 100 to 249 employees	1	X	X	X
	Establishments with 250 to 499 employees	—	X	X	X
	Establishments with 500 to 999 employees	—	X	X	X
	Establishments with 1,000 employees or more	—	X	X	X
62142	Outpatient mental health and substance abuse centers				
	All establishments	8	c	D	D
	Establishments with 1 to 4 employees	2	X	X	X
	Establishments with 5 to 9 employees	—	X	X	X
	Establishments with 10 to 19 employees	3	X	X	X
	Establishments with 20 to 49 employees	1	X	X	X
	Establishments with 50 to 99 employees	1	X	X	X
	Establishments with 100 to 249 employees	1	X	X	X
	Establishments with 250 to 499 employees	—	X	X	X
	Establishments with 500 to 999 employees	—	X	X	X
	Establishments with 1,000 employees or more	—	X	X	X
621420	Outpatient mental health and substance abuse centers				
	All establishments	8	c	D	D
	Establishments with 1 to 4 employees	2	X	X	X
	Establishments with 5 to 9 employees	—	X	X	X
	Establishments with 10 to 19 employees	3	X	X	X
	Establishments with 20 to 49 employees	1	X	X	X
	Establishments with 50 to 99 employees	1	X	X	X
	Establishments with 100 to 249 employees	1	X	X	X
	Establishments with 250 to 499 employees	—	X	X	X
	Establishments with 500 to 999 employees	—	X	X	X
	Establishments with 1,000 employees or more	—	X	X	X
62149	Other outpatient care centers				
	All establishments	30	514	5 400	23 727
	Establishments with 1 to 4 employees	6	X	X	X
	Establishments with 5 to 9 employees	6	X	X	X
	Establishments with 10 to 19 employees	7	X	X	X
	Establishments with 20 to 49 employees	10	X	X	X
	Establishments with 50 to 99 employees	1	X	X	X
	Establishments with 100 to 249 employees	—	X	X	X

See footnotes at end of table.

Table 5. Establishments, Employees, and Payroll by Industry and Employment Size of Establishments by County: 2004—Con.

[Excludes most government employees, railroad employees, and self-employed persons. Size class 1 to 4 employees includes establishments having payroll, but no employees, during mid-March pay period. For meaning of abbreviations and symbols, see introductory text. For explanation of terms, see Appendix A. For statement on reliability, see the note at the end of the table and Appendix C]

NAICS code	Geography, kind of business, and employment size class	Establishments (number)	Paid employees for pay period including March 12 (number)	First-quarter payroll (\$1,000)	Annual payroll (\$1,000)
	MONMOUTH—Con.				
62	Health care and social assistance—Con.				
621	Ambulatory health care services—Con.				
6214	Outpatient care centers—Con.				
62149	Other outpatient care centers—Con.				
	All establishments—Con.				
	Establishments with 250 to 499 employees	—	X	X	X
	Establishments with 500 to 999 employees	—	X	X	X
	Establishments with 1,000 employees or more	—	X	X	X
621492	Kidney dialysis centers				
	All establishments	7	151	1 130	5 075
	Establishments with 1 to 4 employees	1	X	X	X
	Establishments with 5 to 9 employees	—	X	X	X
	Establishments with 10 to 19 employees	1	X	X	X
	Establishments with 20 to 49 employees	5	X	X	X
	Establishments with 50 to 99 employees	—	X	X	X
	Establishments with 100 to 249 employees	—	X	X	X
	Establishments with 250 to 499 employees	—	X	X	X
	Establishments with 500 to 999 employees	—	X	X	X
	Establishments with 1,000 employees or more	—	X	X	X
621493	Freestanding ambulatory surgical and emergency centers				
	All establishments	5	100	1 891	7 741
	Establishments with 1 to 4 employees	—	X	X	X
	Establishments with 5 to 9 employees	1	X	X	X
	Establishments with 10 to 19 employees	2	X	X	X
	Establishments with 20 to 49 employees	2	X	X	X
	Establishments with 50 to 99 employees	—	X	X	X
	Establishments with 100 to 249 employees	—	X	X	X
	Establishments with 250 to 499 employees	—	X	X	X
	Establishments with 500 to 999 employees	—	X	X	X
	Establishments with 1,000 employees or more	—	X	X	X
621498	All other outpatient care centers				
	All establishments	18	263	2 379	10 911
	Establishments with 1 to 4 employees	5	X	X	X
	Establishments with 5 to 9 employees	5	X	X	X
	Establishments with 10 to 19 employees	4	X	X	X
	Establishments with 20 to 49 employees	3	X	X	X
	Establishments with 50 to 99 employees	1	X	X	X
	Establishments with 100 to 249 employees	—	X	X	X
	Establishments with 250 to 499 employees	—	X	X	X
	Establishments with 500 to 999 employees	—	X	X	X
	Establishments with 1,000 employees or more	—	X	X	X
6215	Medical and diagnostic laboratories				
	All establishments	33	295	3 997	18 198
	Establishments with 1 to 4 employees	15	X	X	X
	Establishments with 5 to 9 employees	9	X	X	X
	Establishments with 10 to 19 employees	5	X	X	X
	Establishments with 20 to 49 employees	4	X	X	X
	Establishments with 50 to 99 employees	—	X	X	X
	Establishments with 100 to 249 employees	—	X	X	X
	Establishments with 250 to 499 employees	—	X	X	X
	Establishments with 500 to 999 employees	—	X	X	X
	Establishments with 1,000 employees or more	—	X	X	X
62151	Medical and diagnostic laboratories				
	All establishments	33	295	3 997	18 198
	Establishments with 1 to 4 employees	15	X	X	X
	Establishments with 5 to 9 employees	9	X	X	X
	Establishments with 10 to 19 employees	5	X	X	X
	Establishments with 20 to 49 employees	4	X	X	X
	Establishments with 50 to 99 employees	—	X	X	X
	Establishments with 100 to 249 employees	—	X	X	X
	Establishments with 250 to 499 employees	—	X	X	X
	Establishments with 500 to 999 employees	—	X	X	X
	Establishments with 1,000 employees or more	—	X	X	X
621512	Diagnostic imaging centers				
	All establishments	22	254	3 383	15 486
	Establishments with 1 to 4 employees	9	X	X	X
	Establishments with 5 to 9 employees	5	X	X	X
	Establishments with 10 to 19 employees	4	X	X	X
	Establishments with 20 to 49 employees	4	X	X	X
	Establishments with 50 to 99 employees	—	X	X	X
	Establishments with 100 to 249 employees	—	X	X	X
	Establishments with 250 to 499 employees	—	X	X	X
	Establishments with 500 to 999 employees	—	X	X	X
	Establishments with 1,000 employees or more	—	X	X	X

See footnotes at end of table.

Table 5. Establishments, Employees, and Payroll by Industry and Employment Size of Establishments by County: 2004—Con.

[Excludes most government employees, railroad employees, and self-employed persons. Size class 1 to 4 employees includes establishments having payroll, but no employees, during mid-March pay period. For meaning of abbreviations and symbols, see introductory text. For explanation of terms, see Appendix A. For statement on reliability, see the note at the end of the table and Appendix C]

NAICS code	Geography, kind of business, and employment size class	Establishments (number)	Paid employees for pay period including March 12 (number)	First-quarter payroll (\$1,000)	Annual payroll (\$1,000)
	MONMOUTH—Con.				
62	Health care and social assistance—Con.				
621	Ambulatory health care services—Con.				
6216	Home health care services				
	All establishments	49	2 462	12 242	53 629
	Establishments with 1 to 4 employees	14	X	X	X
	Establishments with 5 to 9 employees	2	X	X	X
	Establishments with 10 to 19 employees	5	X	X	X
	Establishments with 20 to 49 employees	13	X	X	X
	Establishments with 50 to 99 employees	6	X	X	X
	Establishments with 100 to 249 employees	8	X	X	X
	Establishments with 250 to 499 employees	1	X	X	X
	Establishments with 500 to 999 employees	—	X	X	X
	Establishments with 1,000 employees or more	—	X	X	X
62161	Home health care services				
	All establishments	49	2 462	12 242	53 629
	Establishments with 1 to 4 employees	14	X	X	X
	Establishments with 5 to 9 employees	2	X	X	X
	Establishments with 10 to 19 employees	5	X	X	X
	Establishments with 20 to 49 employees	13	X	X	X
	Establishments with 50 to 99 employees	6	X	X	X
	Establishments with 100 to 249 employees	8	X	X	X
	Establishments with 250 to 499 employees	1	X	X	X
	Establishments with 500 to 999 employees	—	X	X	X
	Establishments with 1,000 employees or more	—	X	X	X
621610	Home health care services				
	All establishments	49	2 462	12 242	53 629
	Establishments with 1 to 4 employees	14	X	X	X
	Establishments with 5 to 9 employees	2	X	X	X
	Establishments with 10 to 19 employees	5	X	X	X
	Establishments with 20 to 49 employees	13	X	X	X
	Establishments with 50 to 99 employees	6	X	X	X
	Establishments with 100 to 249 employees	8	X	X	X
	Establishments with 250 to 499 employees	1	X	X	X
	Establishments with 500 to 999 employees	—	X	X	X
	Establishments with 1,000 employees or more	—	X	X	X
6219	Other ambulatory health care services				
	All establishments	22	926	10 894	43 647
	Establishments with 1 to 4 employees	10	X	X	X
	Establishments with 5 to 9 employees	2	X	X	X
	Establishments with 10 to 19 employees	3	X	X	X
	Establishments with 20 to 49 employees	1	X	X	X
	Establishments with 50 to 99 employees	3	X	X	X
	Establishments with 100 to 249 employees	2	X	X	X
	Establishments with 250 to 499 employees	1	X	X	X
	Establishments with 500 to 999 employees	—	X	X	X
	Establishments with 1,000 employees or more	—	X	X	X
62191	Ambulance services				
	All establishments	7	208	1 219	5 448
	Establishments with 1 to 4 employees	3	X	X	X
	Establishments with 5 to 9 employees	—	X	X	X
	Establishments with 10 to 19 employees	2	X	X	X
	Establishments with 20 to 49 employees	—	X	X	X
	Establishments with 50 to 99 employees	2	X	X	X
	Establishments with 100 to 249 employees	—	X	X	X
	Establishments with 250 to 499 employees	—	X	X	X
	Establishments with 500 to 999 employees	—	X	X	X
	Establishments with 1,000 employees or more	—	X	X	X
621910	Ambulance services				
	All establishments	7	208	1 219	5 448
	Establishments with 1 to 4 employees	3	X	X	X
	Establishments with 5 to 9 employees	—	X	X	X
	Establishments with 10 to 19 employees	2	X	X	X
	Establishments with 20 to 49 employees	—	X	X	X
	Establishments with 50 to 99 employees	2	X	X	X
	Establishments with 100 to 249 employees	—	X	X	X
	Establishments with 250 to 499 employees	—	X	X	X
	Establishments with 500 to 999 employees	—	X	X	X
	Establishments with 1,000 employees or more	—	X	X	X
62199	All other ambulatory health care services				
	All establishments	15	718	9 675	38 199
	Establishments with 1 to 4 employees	7	X	X	X
	Establishments with 5 to 9 employees	2	X	X	X
	Establishments with 10 to 19 employees	1	X	X	X
	Establishments with 20 to 49 employees	1	X	X	X
	Establishments with 50 to 99 employees	1	X	X	X
	Establishments with 100 to 249 employees	2	X	X	X
	Establishments with 250 to 499 employees	1	X	X	X
	Establishments with 500 to 999 employees	—	X	X	X
	Establishments with 1,000 employees or more	—	X	X	X

See footnotes at end of table.

Table 5. Establishments, Employees, and Payroll by Industry and Employment Size of Establishments by County: 2004—Con.

[Excludes most government employees, railroad employees, and self-employed persons. Size class 1 to 4 employees includes establishments having payroll, but no employees, during mid-March pay period. For meaning of abbreviations and symbols, see introductory text. For explanation of terms, see Appendix A. For statement on reliability, see the note at the end of the table and Appendix C]

NAICS code	Geography, kind of business, and employment size class	Establishments (number)	Paid employees for pay period including March 12 (number)	First-quarter payroll (\$1,000)	Annual payroll (\$1,000)
MONMOUTH—Con.					
62	Health care and social assistance—Con.				
621	Ambulatory health care services—Con.				
6219	Other ambulatory health care services—Con.				
62199	All other ambulatory health care services—Con.				
621991	Blood and organ banks				
	All establishments	3	e	D	D
	Establishments with 1 to 4 employees	1	X	X	X
	Establishments with 5 to 9 employees	—	X	X	X
	Establishments with 10 to 19 employees	—	X	X	X
	Establishments with 20 to 49 employees	—	X	X	X
	Establishments with 50 to 99 employees	—	X	X	X
	Establishments with 100 to 249 employees	1	X	X	X
	Establishments with 250 to 499 employees	1	X	X	X
	Establishments with 500 to 999 employees	—	X	X	X
	Establishments with 1,000 employees or more	—	X	X	X
621999	All other miscellaneous ambulatory health care services				
	All establishments	12	c	D	D
	Establishments with 1 to 4 employees	6	X	X	X
	Establishments with 5 to 9 employees	2	X	X	X
	Establishments with 10 to 19 employees	1	X	X	X
	Establishments with 20 to 49 employees	1	X	X	X
	Establishments with 50 to 99 employees	1	X	X	X
	Establishments with 100 to 249 employees	1	X	X	X
	Establishments with 250 to 499 employees	—	X	X	X
	Establishments with 500 to 999 employees	—	X	X	X
	Establishments with 1,000 employees or more	—	X	X	X
622	Hospitals				
	All establishments	6	8 891	89 697	379 024
	Establishments with 1 to 4 employees	—	X	X	X
	Establishments with 5 to 9 employees	—	X	X	X
	Establishments with 10 to 19 employees	—	X	X	X
	Establishments with 20 to 49 employees	—	X	X	X
	Establishments with 50 to 99 employees	1	X	X	X
	Establishments with 100 to 249 employees	—	X	X	X
	Establishments with 250 to 499 employees	—	X	X	X
	Establishments with 500 to 999 employees	—	X	X	X
	Establishments with 1,000 employees or more	5	X	X	X
6221	General medical and surgical hospitals				
	All establishments	6	8 891	89 697	379 024
	Establishments with 1 to 4 employees	—	X	X	X
	Establishments with 5 to 9 employees	—	X	X	X
	Establishments with 10 to 19 employees	—	X	X	X
	Establishments with 20 to 49 employees	—	X	X	X
	Establishments with 50 to 99 employees	1	X	X	X
	Establishments with 100 to 249 employees	—	X	X	X
	Establishments with 250 to 499 employees	—	X	X	X
	Establishments with 500 to 999 employees	—	X	X	X
	Establishments with 1,000 employees or more	5	X	X	X
62211	General medical and surgical hospitals				
	All establishments	6	8 891	89 697	379 024
	Establishments with 1 to 4 employees	—	X	X	X
	Establishments with 5 to 9 employees	—	X	X	X
	Establishments with 10 to 19 employees	—	X	X	X
	Establishments with 20 to 49 employees	—	X	X	X
	Establishments with 50 to 99 employees	1	X	X	X
	Establishments with 100 to 249 employees	—	X	X	X
	Establishments with 250 to 499 employees	—	X	X	X
	Establishments with 500 to 999 employees	—	X	X	X
	Establishments with 1,000 employees or more	5	X	X	X
622110	General medical and surgical hospitals				
	All establishments	6	8 891	89 697	379 024
	Establishments with 1 to 4 employees	—	X	X	X
	Establishments with 5 to 9 employees	—	X	X	X
	Establishments with 10 to 19 employees	—	X	X	X
	Establishments with 20 to 49 employees	—	X	X	X
	Establishments with 50 to 99 employees	1	X	X	X
	Establishments with 100 to 249 employees	—	X	X	X
	Establishments with 250 to 499 employees	—	X	X	X
	Establishments with 500 to 999 employees	—	X	X	X
	Establishments with 1,000 employees or more	5	X	X	X
623	Nursing and residential care facilities				
	All establishments	115	6 538	39 150	160 251
	Establishments with 1 to 4 employees	17	X	X	X
	Establishments with 5 to 9 employees	22	X	X	X
	Establishments with 10 to 19 employees	18	X	X	X
	Establishments with 20 to 49 employees	16	X	X	X
	Establishments with 50 to 99 employees	16	X	X	X
	Establishments with 100 to 249 employees	24	X	X	X
	Establishments with 250 to 499 employees	1	X	X	X
	Establishments with 500 to 999 employees	1	X	X	X
	Establishments with 1,000 employees or more	—	X	X	X

See footnotes at end of table.

Table 5. Establishments, Employees, and Payroll by Industry and Employment Size of Establishments by County: 2004—Con.

[Excludes most government employees, railroad employees, and self-employed persons. Size class 1 to 4 employees includes establishments having payroll, but no employees, during mid-March pay period. For meaning of abbreviations and symbols, see introductory text. For explanation of terms, see Appendix A. For statement on reliability, see the note at the end of the table and Appendix C]

NAICS code	Geography, kind of business, and employment size class	Establishments (number)	Paid employees for pay period including March 12 (number)	First-quarter payroll (\$1,000)	Annual payroll (\$1,000)
	MONMOUTH—Con.				
62	Health care and social assistance—Con.				
623	Nursing and residential care facilities—Con.				
6231	Nursing care facilities				
	All establishments	38	3 534	23 489	96 124
	Establishments with 1 to 4 employees	7	X	X	X
	Establishments with 5 to 9 employees	1	X	X	X
	Establishments with 10 to 19 employees	1	X	X	X
	Establishments with 20 to 49 employees	4	X	X	X
	Establishments with 50 to 99 employees	7	X	X	X
	Establishments with 100 to 249 employees	17	X	X	X
	Establishments with 250 to 499 employees	1	X	X	X
	Establishments with 500 to 999 employees	—	X	X	X
	Establishments with 1,000 employees or more	—	X	X	X
62311	Nursing care facilities				
	All establishments	38	3 534	23 489	96 124
	Establishments with 1 to 4 employees	7	X	X	X
	Establishments with 5 to 9 employees	1	X	X	X
	Establishments with 10 to 19 employees	1	X	X	X
	Establishments with 20 to 49 employees	4	X	X	X
	Establishments with 50 to 99 employees	7	X	X	X
	Establishments with 100 to 249 employees	17	X	X	X
	Establishments with 250 to 499 employees	1	X	X	X
	Establishments with 500 to 999 employees	—	X	X	X
	Establishments with 1,000 employees or more	—	X	X	X
623110	Nursing care facilities				
	All establishments	38	3 534	23 489	96 124
	Establishments with 1 to 4 employees	7	X	X	X
	Establishments with 5 to 9 employees	1	X	X	X
	Establishments with 10 to 19 employees	1	X	X	X
	Establishments with 20 to 49 employees	4	X	X	X
	Establishments with 50 to 99 employees	7	X	X	X
	Establishments with 100 to 249 employees	17	X	X	X
	Establishments with 250 to 499 employees	1	X	X	X
	Establishments with 500 to 999 employees	—	X	X	X
	Establishments with 1,000 employees or more	—	X	X	X
6232	Residential mental retardation, mental health and substance abuse facilities				
	All establishments	37	526	3 295	14 469
	Establishments with 1 to 4 employees	2	X	X	X
	Establishments with 5 to 9 employees	19	X	X	X
	Establishments with 10 to 19 employees	9	X	X	X
	Establishments with 20 to 49 employees	6	X	X	X
	Establishments with 50 to 99 employees	—	X	X	X
	Establishments with 100 to 249 employees	1	X	X	X
	Establishments with 250 to 499 employees	—	X	X	X
	Establishments with 500 to 999 employees	—	X	X	X
	Establishments with 1,000 employees or more	—	X	X	X
62321	Residential mental retardation facilities				
	All establishments	32	419	2 582	10 845
	Establishments with 1 to 4 employees	2	X	X	X
	Establishments with 5 to 9 employees	17	X	X	X
	Establishments with 10 to 19 employees	8	X	X	X
	Establishments with 20 to 49 employees	4	X	X	X
	Establishments with 50 to 99 employees	—	X	X	X
	Establishments with 100 to 249 employees	1	X	X	X
	Establishments with 250 to 499 employees	—	X	X	X
	Establishments with 500 to 999 employees	—	X	X	X
	Establishments with 1,000 employees or more	—	X	X	X
623210	Residential mental retardation facilities				
	All establishments	32	419	2 582	10 845
	Establishments with 1 to 4 employees	2	X	X	X
	Establishments with 5 to 9 employees	17	X	X	X
	Establishments with 10 to 19 employees	8	X	X	X
	Establishments with 20 to 49 employees	4	X	X	X
	Establishments with 50 to 99 employees	—	X	X	X
	Establishments with 100 to 249 employees	1	X	X	X
	Establishments with 250 to 499 employees	—	X	X	X
	Establishments with 500 to 999 employees	—	X	X	X
	Establishments with 1,000 employees or more	—	X	X	X
62322	Residential mental health and substance abuse facilities				
	All establishments	5	107	713	3 624
	Establishments with 1 to 4 employees	—	X	X	X
	Establishments with 5 to 9 employees	2	X	X	X
	Establishments with 10 to 19 employees	1	X	X	X
	Establishments with 20 to 49 employees	2	X	X	X
	Establishments with 50 to 99 employees	—	X	X	X
	Establishments with 100 to 249 employees	—	X	X	X
	Establishments with 250 to 499 employees	—	X	X	X
	Establishments with 500 to 999 employees	—	X	X	X
	Establishments with 1,000 employees or more	—	X	X	X

See footnotes at end of table.

Table 5. Establishments, Employees, and Payroll by Industry and Employment Size of Establishments by County: 2004—Con.

[Excludes most government employees, railroad employees, and self-employed persons. Size class 1 to 4 employees includes establishments having payroll, but no employees, during mid-March pay period. For meaning of abbreviations and symbols, see introductory text. For explanation of terms, see Appendix A. For statement on reliability, see the note at the end of the table and Appendix C]

NAICS code	Geography, kind of business, and employment size class	Establishments (number)	Paid employees for pay period including March 12 (number)	First-quarter payroll (\$1,000)	Annual payroll (\$1,000)
	MONMOUTH—Con.				
62	Health care and social assistance—Con.				
623	Nursing and residential care facilities—Con.				
6232	Residential mental retardation, mental health and substance abuse facilities—Con.				
62322	Residential mental health and substance abuse facilities—Con.				
623220	Residential mental health and substance abuse facilities				
	All establishments	5	107	713	3 624
	Establishments with 1 to 4 employees	—	X	X	X
	Establishments with 5 to 9 employees	2	X	X	X
	Establishments with 10 to 19 employees	1	X	X	X
	Establishments with 20 to 49 employees	2	X	X	X
	Establishments with 50 to 99 employees	—	X	X	X
	Establishments with 100 to 249 employees	—	X	X	X
	Establishments with 250 to 499 employees	—	X	X	X
	Establishments with 500 to 999 employees	—	X	X	X
	Establishments with 1,000 employees or more	—	X	X	X
6233	Community care facilities for the elderly				
	All establishments	33	2 387	11 816	47 338
	Establishments with 1 to 4 employees	6	X	X	X
	Establishments with 5 to 9 employees	1	X	X	X
	Establishments with 10 to 19 employees	5	X	X	X
	Establishments with 20 to 49 employees	5	X	X	X
	Establishments with 50 to 99 employees	9	X	X	X
	Establishments with 100 to 249 employees	6	X	X	X
	Establishments with 250 to 499 employees	—	X	X	X
	Establishments with 500 to 999 employees	1	X	X	X
	Establishments with 1,000 employees or more	—	X	X	X
62331	Community care facilities for the elderly				
	All establishments	33	2 387	11 816	47 338
	Establishments with 1 to 4 employees	6	X	X	X
	Establishments with 5 to 9 employees	1	X	X	X
	Establishments with 10 to 19 employees	5	X	X	X
	Establishments with 20 to 49 employees	5	X	X	X
	Establishments with 50 to 99 employees	9	X	X	X
	Establishments with 100 to 249 employees	6	X	X	X
	Establishments with 250 to 499 employees	—	X	X	X
	Establishments with 500 to 999 employees	1	X	X	X
	Establishments with 1,000 employees or more	—	X	X	X
623311	Continuing care retirement communities				
	All establishments	13	1 445	6 998	30 043
	Establishments with 1 to 4 employees	2	X	X	X
	Establishments with 5 to 9 employees	—	X	X	X
	Establishments with 10 to 19 employees	1	X	X	X
	Establishments with 20 to 49 employees	2	X	X	X
	Establishments with 50 to 99 employees	4	X	X	X
	Establishments with 100 to 249 employees	3	X	X	X
	Establishments with 250 to 499 employees	—	X	X	X
	Establishments with 500 to 999 employees	1	X	X	X
	Establishments with 1,000 employees or more	—	X	X	X
623312	Homes for the elderly				
	All establishments	20	942	4 818	17 295
	Establishments with 1 to 4 employees	4	X	X	X
	Establishments with 5 to 9 employees	1	X	X	X
	Establishments with 10 to 19 employees	4	X	X	X
	Establishments with 20 to 49 employees	3	X	X	X
	Establishments with 50 to 99 employees	5	X	X	X
	Establishments with 100 to 249 employees	3	X	X	X
	Establishments with 250 to 499 employees	—	X	X	X
	Establishments with 500 to 999 employees	—	X	X	X
	Establishments with 1,000 employees or more	—	X	X	X
624	Social assistance				
	All establishments	291	3 932	17 881	76 822
	Establishments with 1 to 4 employees	89	X	X	X
	Establishments with 5 to 9 employees	56	X	X	X
	Establishments with 10 to 19 employees	81	X	X	X
	Establishments with 20 to 49 employees	61	X	X	X
	Establishments with 50 to 99 employees	2	X	X	X
	Establishments with 100 to 249 employees	2	X	X	X
	Establishments with 250 to 499 employees	—	X	X	X
	Establishments with 500 to 999 employees	—	X	X	X
	Establishments with 1,000 employees or more	—	X	X	X
6241	Individual and family services				
	All establishments	90	845	5 109	21 551
	Establishments with 1 to 4 employees	51	X	X	X
	Establishments with 5 to 9 employees	10	X	X	X
	Establishments with 10 to 19 employees	14	X	X	X
	Establishments with 20 to 49 employees	14	X	X	X
	Establishments with 50 to 99 employees	1	X	X	X
	Establishments with 100 to 249 employees	—	X	X	X
	Establishments with 250 to 499 employees	—	X	X	X

See footnotes at end of table.

Table 5. Establishments, Employees, and Payroll by Industry and Employment Size of Establishments by County: 2004—Con.

[Excludes most government employees, railroad employees, and self-employed persons. Size class 1 to 4 employees includes establishments having payroll, but no employees, during mid-March pay period. For meaning of abbreviations and symbols, see introductory text. For explanation of terms, see Appendix A. For statement on reliability, see the note at the end of the table and Appendix C]

NAICS code	Geography, kind of business, and employment size class	Establishments (number)	Paid employees for pay period including March 12 (number)	First-quarter payroll (\$1,000)	Annual payroll (\$1,000)
	MONMOUTH—Con.				
62	Health care and social assistance—Con.				
624	Social assistance—Con.				
6241	Individual and family services—Con.				
	All establishments—Con.				
	Establishments with 500 to 999 employees	—	X	X	X
	Establishments with 1,000 employees or more	—	X	X	X
62411	Child and youth services				
	All establishments	17	220	1 316	5 646
	Establishments with 1 to 4 employees	7	X	X	X
	Establishments with 5 to 9 employees	3	X	X	X
	Establishments with 10 to 19 employees	3	X	X	X
	Establishments with 20 to 49 employees	3	X	X	X
	Establishments with 50 to 99 employees	1	X	X	X
	Establishments with 100 to 249 employees	—	X	X	X
	Establishments with 250 to 499 employees	—	X	X	X
	Establishments with 500 to 999 employees	—	X	X	X
	Establishments with 1,000 employees or more	—	X	X	X
624110	Child and youth services				
	All establishments	17	220	1 316	5 646
	Establishments with 1 to 4 employees	7	X	X	X
	Establishments with 5 to 9 employees	3	X	X	X
	Establishments with 10 to 19 employees	3	X	X	X
	Establishments with 20 to 49 employees	3	X	X	X
	Establishments with 50 to 99 employees	1	X	X	X
	Establishments with 100 to 249 employees	—	X	X	X
	Establishments with 250 to 499 employees	—	X	X	X
	Establishments with 500 to 999 employees	—	X	X	X
	Establishments with 1,000 employees or more	—	X	X	X
62412	Services for the elderly and persons with disabilities				
	All establishments	36	287	1 515	6 302
	Establishments with 1 to 4 employees	22	X	X	X
	Establishments with 5 to 9 employees	4	X	X	X
	Establishments with 10 to 19 employees	6	X	X	X
	Establishments with 20 to 49 employees	4	X	X	X
	Establishments with 50 to 99 employees	—	X	X	X
	Establishments with 100 to 249 employees	—	X	X	X
	Establishments with 250 to 499 employees	—	X	X	X
	Establishments with 500 to 999 employees	—	X	X	X
	Establishments with 1,000 employees or more	—	X	X	X
624120	Services for the elderly and persons with disabilities				
	All establishments	36	287	1 515	6 302
	Establishments with 1 to 4 employees	22	X	X	X
	Establishments with 5 to 9 employees	4	X	X	X
	Establishments with 10 to 19 employees	6	X	X	X
	Establishments with 20 to 49 employees	4	X	X	X
	Establishments with 50 to 99 employees	—	X	X	X
	Establishments with 100 to 249 employees	—	X	X	X
	Establishments with 250 to 499 employees	—	X	X	X
	Establishments with 500 to 999 employees	—	X	X	X
	Establishments with 1,000 employees or more	—	X	X	X
62419	Other individual and family services				
	All establishments	37	338	2 278	9 603
	Establishments with 1 to 4 employees	22	X	X	X
	Establishments with 5 to 9 employees	3	X	X	X
	Establishments with 10 to 19 employees	5	X	X	X
	Establishments with 20 to 49 employees	7	X	X	X
	Establishments with 50 to 99 employees	—	X	X	X
	Establishments with 100 to 249 employees	—	X	X	X
	Establishments with 250 to 499 employees	—	X	X	X
	Establishments with 500 to 999 employees	—	X	X	X
	Establishments with 1,000 employees or more	—	X	X	X
624190	Other individual and family services				
	All establishments	37	338	2 278	9 603
	Establishments with 1 to 4 employees	22	X	X	X
	Establishments with 5 to 9 employees	3	X	X	X
	Establishments with 10 to 19 employees	5	X	X	X
	Establishments with 20 to 49 employees	7	X	X	X
	Establishments with 50 to 99 employees	—	X	X	X
	Establishments with 100 to 249 employees	—	X	X	X
	Establishments with 250 to 499 employees	—	X	X	X
	Establishments with 500 to 999 employees	—	X	X	X
	Establishments with 1,000 employees or more	—	X	X	X
6242	Community food and housing, and emergency and other relief services				

See footnotes at end of table.

Table 5. Establishments, Employees, and Payroll by Industry and Employment Size of Establishments by County: 2004—Con.

[Excludes most government employees, railroad employees, and self-employed persons. Size class 1 to 4 employees includes establishments having payroll, but no employees, during mid-March pay period. For meaning of abbreviations and symbols, see introductory text. For explanation of terms, see Appendix A. For statement on reliability, see the note at the end of the table and Appendix C]

NAICS code	Geography, kind of business, and employment size class	Establishments (number)	Paid employees for pay period including March 12 (number)	First-quarter payroll (\$1,000)	Annual payroll (\$1,000)
	MONMOUTH—Con.				
62	Health care and social assistance—Con.				
624	Social assistance—Con.				
6242	Community food and housing, and emergency and other relief services—Con.				
	All establishments	23	217	1 310	5 530
	Establishments with 1 to 4 employees	10	X	X	X
	Establishments with 5 to 9 employees	4	X	X	X
	Establishments with 10 to 19 employees	6	X	X	X
	Establishments with 20 to 49 employees	3	X	X	X
	Establishments with 50 to 99 employees	—	X	X	X
	Establishments with 100 to 249 employees	—	X	X	X
	Establishments with 250 to 499 employees	—	X	X	X
	Establishments with 500 to 999 employees	—	X	X	X
	Establishments with 1,000 employees or more	—	X	X	X
62422	Community housing services				
	All establishments	16	153	940	3 921
	Establishments with 1 to 4 employees	5	X	X	X
	Establishments with 5 to 9 employees	4	X	X	X
	Establishments with 10 to 19 employees	5	X	X	X
	Establishments with 20 to 49 employees	2	X	X	X
	Establishments with 50 to 99 employees	—	X	X	X
	Establishments with 100 to 249 employees	—	X	X	X
	Establishments with 250 to 499 employees	—	X	X	X
	Establishments with 500 to 999 employees	—	X	X	X
	Establishments with 1,000 employees or more	—	X	X	X
624229	Other community housing services				
	All establishments	11	120	771	3 179
	Establishments with 1 to 4 employees	3	X	X	X
	Establishments with 5 to 9 employees	2	X	X	X
	Establishments with 10 to 19 employees	4	X	X	X
	Establishments with 20 to 49 employees	2	X	X	X
	Establishments with 50 to 99 employees	—	X	X	X
	Establishments with 100 to 249 employees	—	X	X	X
	Establishments with 250 to 499 employees	—	X	X	X
	Establishments with 500 to 999 employees	—	X	X	X
	Establishments with 1,000 employees or more	—	X	X	X
6243	Vocational rehabilitation services				
	All establishments	14	397	1 318	4 885
	Establishments with 1 to 4 employees	4	X	X	X
	Establishments with 5 to 9 employees	6	X	X	X
	Establishments with 10 to 19 employees	—	X	X	X
	Establishments with 20 to 49 employees	2	X	X	X
	Establishments with 50 to 99 employees	1	X	X	X
	Establishments with 100 to 249 employees	1	X	X	X
	Establishments with 250 to 499 employees	—	X	X	X
	Establishments with 500 to 999 employees	—	X	X	X
	Establishments with 1,000 employees or more	—	X	X	X
62431	Vocational rehabilitation services				
	All establishments	14	397	1 318	4 885
	Establishments with 1 to 4 employees	4	X	X	X
	Establishments with 5 to 9 employees	6	X	X	X
	Establishments with 10 to 19 employees	—	X	X	X
	Establishments with 20 to 49 employees	2	X	X	X
	Establishments with 50 to 99 employees	1	X	X	X
	Establishments with 100 to 249 employees	1	X	X	X
	Establishments with 250 to 499 employees	—	X	X	X
	Establishments with 500 to 999 employees	—	X	X	X
	Establishments with 1,000 employees or more	—	X	X	X
624310	Vocational rehabilitation services				
	All establishments	14	397	1 318	4 885
	Establishments with 1 to 4 employees	4	X	X	X
	Establishments with 5 to 9 employees	6	X	X	X
	Establishments with 10 to 19 employees	—	X	X	X
	Establishments with 20 to 49 employees	2	X	X	X
	Establishments with 50 to 99 employees	1	X	X	X
	Establishments with 100 to 249 employees	1	X	X	X
	Establishments with 250 to 499 employees	—	X	X	X
	Establishments with 500 to 999 employees	—	X	X	X
	Establishments with 1,000 employees or more	—	X	X	X
6244	Child day care services				
	All establishments	164	2 473	10 144	44 856
	Establishments with 1 to 4 employees	24	X	X	X
	Establishments with 5 to 9 employees	36	X	X	X
	Establishments with 10 to 19 employees	61	X	X	X
	Establishments with 20 to 49 employees	42	X	X	X
	Establishments with 50 to 99 employees	—	X	X	X
	Establishments with 100 to 249 employees	1	X	X	X
	Establishments with 250 to 499 employees	—	X	X	X
	Establishments with 500 to 999 employees	—	X	X	X
	Establishments with 1,000 employees or more	—	X	X	X

See footnotes at end of table.

Table 5. Establishments, Employees, and Payroll by Industry and Employment Size of Establishments by County: 2004—Con.

[Excludes most government employees, railroad employees, and self-employed persons. Size class 1 to 4 employees includes establishments having payroll, but no employees, during mid-March pay period. For meaning of abbreviations and symbols, see introductory text. For explanation of terms, see Appendix A. For statement on reliability, see the note at the end of the table and Appendix C]

NAICS code	Geography, kind of business, and employment size class	Establishments (number)	Paid employees for pay period including March 12 (number)	First-quarter payroll (\$1,000)	Annual payroll (\$1,000)
	MONMOUTH—Con.				
62	Health care and social assistance—Con.				
624	Social assistance—Con.				
6244	Child day care services—Con.				
62441	Child day care services				
	All establishments	164	2 473	10 144	44 856
	Establishments with 1 to 4 employees	24	X	X	X
	Establishments with 5 to 9 employees	36	X	X	X
	Establishments with 10 to 19 employees	61	X	X	X
	Establishments with 20 to 49 employees	42	X	X	X
	Establishments with 50 to 99 employees	—	X	X	X
	Establishments with 100 to 249 employees	1	X	X	X
	Establishments with 250 to 499 employees	—	X	X	X
	Establishments with 500 to 999 employees	—	X	X	X
	Establishments with 1,000 employees or more	—	X	X	X
624410	Child day care services				
	All establishments	164	2 473	10 144	44 856
	Establishments with 1 to 4 employees	24	X	X	X
	Establishments with 5 to 9 employees	36	X	X	X
	Establishments with 10 to 19 employees	61	X	X	X
	Establishments with 20 to 49 employees	42	X	X	X
	Establishments with 50 to 99 employees	—	X	X	X
	Establishments with 100 to 249 employees	1	X	X	X
	Establishments with 250 to 499 employees	—	X	X	X
	Establishments with 500 to 999 employees	—	X	X	X
	Establishments with 1,000 employees or more	—	X	X	X
71	Arts, entertainment, and recreation				
	All establishments	376	5 467	19 601	104 319
	Establishments with 1 to 4 employees	210	X	X	X
	Establishments with 5 to 9 employees	81	X	X	X
	Establishments with 10 to 19 employees	40	X	X	X
	Establishments with 20 to 49 employees	21	X	X	X
	Establishments with 50 to 99 employees	14	X	X	X
	Establishments with 100 to 249 employees	6	X	X	X
	Establishments with 250 to 499 employees	3	X	X	X
	Establishments with 500 to 999 employees	1	X	X	X
	Establishments with 1,000 employees or more	—	X	X	X
711	Performing arts, spectator sports, and related industries				
	All establishments	119	837	4 197	22 333
	Establishments with 1 to 4 employees	77	X	X	X
	Establishments with 5 to 9 employees	23	X	X	X
	Establishments with 10 to 19 employees	10	X	X	X
	Establishments with 20 to 49 employees	6	X	X	X
	Establishments with 50 to 99 employees	2	X	X	X
	Establishments with 100 to 249 employees	1	X	X	X
	Establishments with 250 to 499 employees	—	X	X	X
	Establishments with 500 to 999 employees	—	X	X	X
	Establishments with 1,000 employees or more	—	X	X	X
7111	Performing arts companies				
	All establishments	21	174	969	4 084
	Establishments with 1 to 4 employees	12	X	X	X
	Establishments with 5 to 9 employees	4	X	X	X
	Establishments with 10 to 19 employees	3	X	X	X
	Establishments with 20 to 49 employees	1	X	X	X
	Establishments with 50 to 99 employees	1	X	X	X
	Establishments with 100 to 249 employees	—	X	X	X
	Establishments with 250 to 499 employees	—	X	X	X
	Establishments with 500 to 999 employees	—	X	X	X
	Establishments with 1,000 employees or more	—	X	X	X
71113	Musical groups and artists				
	All establishments	10	111	651	2 664
	Establishments with 1 to 4 employees	6	X	X	X
	Establishments with 5 to 9 employees	2	X	X	X
	Establishments with 10 to 19 employees	1	X	X	X
	Establishments with 20 to 49 employees	—	X	X	X
	Establishments with 50 to 99 employees	1	X	X	X
	Establishments with 100 to 249 employees	—	X	X	X
	Establishments with 250 to 499 employees	—	X	X	X
	Establishments with 500 to 999 employees	—	X	X	X
	Establishments with 1,000 employees or more	—	X	X	X
711130	Musical groups and artists				
	All establishments	10	111	651	2 664
	Establishments with 1 to 4 employees	6	X	X	X
	Establishments with 5 to 9 employees	2	X	X	X
	Establishments with 10 to 19 employees	1	X	X	X
	Establishments with 20 to 49 employees	—	X	X	X
	Establishments with 50 to 99 employees	1	X	X	X
	Establishments with 100 to 249 employees	—	X	X	X
	Establishments with 250 to 499 employees	—	X	X	X
	Establishments with 500 to 999 employees	—	X	X	X
	Establishments with 1,000 employees or more	—	X	X	X

See footnotes at end of table.

Table 5. Establishments, Employees, and Payroll by Industry and Employment Size of Establishments by County: 2004—Con.

[Excludes most government employees, railroad employees, and self-employed persons. Size class 1 to 4 employees includes establishments having payroll, but no employees, during mid-March pay period. For meaning of abbreviations and symbols, see introductory text. For explanation of terms, see Appendix A. For statement on reliability, see the note at the end of the table and Appendix C]

NAICS code	Geography, kind of business, and employment size class	Establishments (number)	Paid employees for pay period including March 12 (number)	First-quarter payroll (\$1,000)	Annual payroll (\$1,000)
	MONMOUTH—Con.				
71	Arts, entertainment, and recreation—Con.				
711	Performing arts, spectator sports, and related industries—Con.				
7112	Spectator sports				
	All establishments	41	408	1 650	8 909
	Establishments with 1 to 4 employees	21	X	X	X
	Establishments with 5 to 9 employees	11	X	X	X
	Establishments with 10 to 19 employees	5	X	X	X
	Establishments with 20 to 49 employees	3	X	X	X
	Establishments with 50 to 99 employees	—	X	X	X
	Establishments with 100 to 249 employees	1	X	X	X
	Establishments with 250 to 499 employees	—	X	X	X
	Establishments with 500 to 999 employees	—	X	X	X
	Establishments with 1,000 employees or more	—	X	X	X
71121	Spectator sports				
	All establishments	41	408	1 650	8 909
	Establishments with 1 to 4 employees	21	X	X	X
	Establishments with 5 to 9 employees	11	X	X	X
	Establishments with 10 to 19 employees	5	X	X	X
	Establishments with 20 to 49 employees	3	X	X	X
	Establishments with 50 to 99 employees	—	X	X	X
	Establishments with 100 to 249 employees	1	X	X	X
	Establishments with 250 to 499 employees	—	X	X	X
	Establishments with 500 to 999 employees	—	X	X	X
	Establishments with 1,000 employees or more	—	X	X	X
711212	Racetracks				
	All establishments	3	c	D	D
	Establishments with 1 to 4 employees	1	X	X	X
	Establishments with 5 to 9 employees	1	X	X	X
	Establishments with 10 to 19 employees	—	X	X	X
	Establishments with 20 to 49 employees	—	X	X	X
	Establishments with 50 to 99 employees	—	X	X	X
	Establishments with 100 to 249 employees	1	X	X	X
	Establishments with 250 to 499 employees	—	X	X	X
	Establishments with 500 to 999 employees	—	X	X	X
	Establishments with 1,000 employees or more	—	X	X	X
711219	Other spectator sports				
	All establishments	38	c	D	D
	Establishments with 1 to 4 employees	20	X	X	X
	Establishments with 5 to 9 employees	10	X	X	X
	Establishments with 10 to 19 employees	5	X	X	X
	Establishments with 20 to 49 employees	3	X	X	X
	Establishments with 50 to 99 employees	—	X	X	X
	Establishments with 100 to 249 employees	—	X	X	X
	Establishments with 250 to 499 employees	—	X	X	X
	Establishments with 500 to 999 employees	—	X	X	X
	Establishments with 1,000 employees or more	—	X	X	X
7115	Independent artists, writers, and performers				
	All establishments	42	171	961	6 690
	Establishments with 1 to 4 employees	35	X	X	X
	Establishments with 5 to 9 employees	3	X	X	X
	Establishments with 10 to 19 employees	2	X	X	X
	Establishments with 20 to 49 employees	1	X	X	X
	Establishments with 50 to 99 employees	1	X	X	X
	Establishments with 100 to 249 employees	—	X	X	X
	Establishments with 250 to 499 employees	—	X	X	X
	Establishments with 500 to 999 employees	—	X	X	X
	Establishments with 1,000 employees or more	—	X	X	X
71151	Independent artists, writers, and performers				
	All establishments	42	171	961	6 690
	Establishments with 1 to 4 employees	35	X	X	X
	Establishments with 5 to 9 employees	3	X	X	X
	Establishments with 10 to 19 employees	2	X	X	X
	Establishments with 20 to 49 employees	1	X	X	X
	Establishments with 50 to 99 employees	1	X	X	X
	Establishments with 100 to 249 employees	—	X	X	X
	Establishments with 250 to 499 employees	—	X	X	X
	Establishments with 500 to 999 employees	—	X	X	X
	Establishments with 1,000 employees or more	—	X	X	X
711510	Independent artists, writers, and performers				
	All establishments	42	171	961	6 690
	Establishments with 1 to 4 employees	35	X	X	X
	Establishments with 5 to 9 employees	3	X	X	X
	Establishments with 10 to 19 employees	2	X	X	X
	Establishments with 20 to 49 employees	1	X	X	X
	Establishments with 50 to 99 employees	1	X	X	X
	Establishments with 100 to 249 employees	—	X	X	X
	Establishments with 250 to 499 employees	—	X	X	X
	Establishments with 500 to 999 employees	—	X	X	X
	Establishments with 1,000 employees or more	—	X	X	X

See footnotes at end of table.

Table 5. Establishments, Employees, and Payroll by Industry and Employment Size of Establishments by County: 2004—Con.

[Excludes most government employees, railroad employees, and self-employed persons. Size class 1 to 4 employees includes establishments having payroll, but no employees, during mid-March pay period. For meaning of abbreviations and symbols, see introductory text. For explanation of terms, see Appendix A. For statement on reliability, see the note at the end of the table and Appendix C]

NAICS code	Geography, kind of business, and employment size class	Establishments (number)	Paid employees for pay period including March 12 (number)	First-quarter payroll (\$1,000)	Annual payroll (\$1,000)
	MONMOUTH—Con.				
71	Arts, entertainment, and recreation—Con.				
713	Amusement, gambling, and recreation industries				
	All establishments	245	4 564	15 166	80 903
	Establishments with 1 to 4 employees	125	X	X	X
	Establishments with 5 to 9 employees	57	X	X	X
	Establishments with 10 to 19 employees	27	X	X	X
	Establishments with 20 to 49 employees	15	X	X	X
	Establishments with 50 to 99 employees	12	X	X	X
	Establishments with 100 to 249 employees	5	X	X	X
	Establishments with 250 to 499 employees	3	X	X	X
	Establishments with 500 to 999 employees	1	X	X	X
	Establishments with 1,000 employees or more	—	X	X	X
7139	Other amusement and recreation services				
	All establishments	229	4 512	15 098	79 933
	Establishments with 1 to 4 employees	113	X	X	X
	Establishments with 5 to 9 employees	55	X	X	X
	Establishments with 10 to 19 employees	25	X	X	X
	Establishments with 20 to 49 employees	15	X	X	X
	Establishments with 50 to 99 employees	12	X	X	X
	Establishments with 100 to 249 employees	5	X	X	X
	Establishments with 250 to 499 employees	3	X	X	X
	Establishments with 500 to 999 employees	1	X	X	X
	Establishments with 1,000 employees or more	—	X	X	X
71391	Golf courses and country clubs				
	All establishments	24	818	4 224	27 860
	Establishments with 1 to 4 employees	3	X	X	X
	Establishments with 5 to 9 employees	4	X	X	X
	Establishments with 10 to 19 employees	3	X	X	X
	Establishments with 20 to 49 employees	6	X	X	X
	Establishments with 50 to 99 employees	7	X	X	X
	Establishments with 100 to 249 employees	1	X	X	X
	Establishments with 250 to 499 employees	—	X	X	X
	Establishments with 500 to 999 employees	—	X	X	X
	Establishments with 1,000 employees or more	—	X	X	X
713910	Golf courses and country clubs				
	All establishments	24	818	4 224	27 860
	Establishments with 1 to 4 employees	3	X	X	X
	Establishments with 5 to 9 employees	4	X	X	X
	Establishments with 10 to 19 employees	3	X	X	X
	Establishments with 20 to 49 employees	6	X	X	X
	Establishments with 50 to 99 employees	7	X	X	X
	Establishments with 100 to 249 employees	1	X	X	X
	Establishments with 250 to 499 employees	—	X	X	X
	Establishments with 500 to 999 employees	—	X	X	X
	Establishments with 1,000 employees or more	—	X	X	X
71393	Marinas				
	All establishments	37	116	824	4 398
	Establishments with 1 to 4 employees	27	X	X	X
	Establishments with 5 to 9 employees	8	X	X	X
	Establishments with 10 to 19 employees	2	X	X	X
	Establishments with 20 to 49 employees	—	X	X	X
	Establishments with 50 to 99 employees	—	X	X	X
	Establishments with 100 to 249 employees	—	X	X	X
	Establishments with 250 to 499 employees	—	X	X	X
	Establishments with 500 to 999 employees	—	X	X	X
	Establishments with 1,000 employees or more	—	X	X	X
713930	Marinas				
	All establishments	37	116	824	4 398
	Establishments with 1 to 4 employees	27	X	X	X
	Establishments with 5 to 9 employees	8	X	X	X
	Establishments with 10 to 19 employees	2	X	X	X
	Establishments with 20 to 49 employees	—	X	X	X
	Establishments with 50 to 99 employees	—	X	X	X
	Establishments with 100 to 249 employees	—	X	X	X
	Establishments with 250 to 499 employees	—	X	X	X
	Establishments with 500 to 999 employees	—	X	X	X
	Establishments with 1,000 employees or more	—	X	X	X
71394	Fitness and recreational sports centers				
	All establishments	126	2 865	8 436	37 911
	Establishments with 1 to 4 employees	59	X	X	X
	Establishments with 5 to 9 employees	35	X	X	X
	Establishments with 10 to 19 employees	16	X	X	X
	Establishments with 20 to 49 employees	5	X	X	X
	Establishments with 50 to 99 employees	5	X	X	X
	Establishments with 100 to 249 employees	3	X	X	X
	Establishments with 250 to 499 employees	2	X	X	X
	Establishments with 500 to 999 employees	1	X	X	X
	Establishments with 1,000 employees or more	—	X	X	X

See footnotes at end of table.

Table 5. Establishments, Employees, and Payroll by Industry and Employment Size of Establishments by County: 2004—Con.

[Excludes most government employees, railroad employees, and self-employed persons. Size class 1 to 4 employees includes establishments having payroll, but no employees, during mid-March pay period. For meaning of abbreviations and symbols, see introductory text. For explanation of terms, see Appendix A. For statement on reliability, see the note at the end of the table and Appendix C]

NAICS code	Geography, kind of business, and employment size class	Establishments (number)	Paid employees for pay period including March 12 (number)	First-quarter payroll (\$1,000)	Annual payroll (\$1,000)
	MONMOUTH—Con.				
71	Arts, entertainment, and recreation—Con.				
713	Amusement, gambling, and recreation industries—Con.				
7139	Other amusement and recreation services—Con.				
71394	Fitness and recreational sports centers—Con.				
713940	Fitness and recreational sports centers				
	All establishments	126	2 865	8 436	37 911
	Establishments with 1 to 4 employees	59	X	X	X
	Establishments with 5 to 9 employees	35	X	X	X
	Establishments with 10 to 19 employees	16	X	X	X
	Establishments with 20 to 49 employees	9	X	X	X
	Establishments with 50 to 99 employees	5	X	X	X
	Establishments with 100 to 249 employees	3	X	X	X
	Establishments with 250 to 499 employees	2	X	X	X
	Establishments with 500 to 999 employees	1	X	X	X
	Establishments with 1,000 employees or more	—	X	X	X
71395	Bowling centers				
	All establishments	10	156	604	2 313
	Establishments with 1 to 4 employees	2	X	X	X
	Establishments with 5 to 9 employees	3	X	X	X
	Establishments with 10 to 19 employees	2	X	X	X
	Establishments with 20 to 49 employees	3	X	X	X
	Establishments with 50 to 99 employees	—	X	X	X
	Establishments with 100 to 249 employees	—	X	X	X
	Establishments with 250 to 499 employees	—	X	X	X
	Establishments with 500 to 999 employees	—	X	X	X
	Establishments with 1,000 employees or more	—	X	X	X
713950	Bowling centers				
	All establishments	10	156	604	2 313
	Establishments with 1 to 4 employees	2	X	X	X
	Establishments with 5 to 9 employees	3	X	X	X
	Establishments with 10 to 19 employees	2	X	X	X
	Establishments with 20 to 49 employees	3	X	X	X
	Establishments with 50 to 99 employees	—	X	X	X
	Establishments with 100 to 249 employees	—	X	X	X
	Establishments with 250 to 499 employees	—	X	X	X
	Establishments with 500 to 999 employees	—	X	X	X
	Establishments with 1,000 employees or more	—	X	X	X
71399	All other amusement and recreation industries				
	All establishments	32	557	1 010	7 451
	Establishments with 1 to 4 employees	22	X	X	X
	Establishments with 5 to 9 employees	5	X	X	X
	Establishments with 10 to 19 employees	2	X	X	X
	Establishments with 20 to 49 employees	1	X	X	X
	Establishments with 50 to 99 employees	—	X	X	X
	Establishments with 100 to 249 employees	1	X	X	X
	Establishments with 250 to 499 employees	1	X	X	X
	Establishments with 500 to 999 employees	—	X	X	X
	Establishments with 1,000 employees or more	—	X	X	X
713990	All other amusement and recreation industries				
	All establishments	32	557	1 010	7 451
	Establishments with 1 to 4 employees	22	X	X	X
	Establishments with 5 to 9 employees	5	X	X	X
	Establishments with 10 to 19 employees	2	X	X	X
	Establishments with 20 to 49 employees	1	X	X	X
	Establishments with 50 to 99 employees	—	X	X	X
	Establishments with 100 to 249 employees	1	X	X	X
	Establishments with 250 to 499 employees	1	X	X	X
	Establishments with 500 to 999 employees	—	X	X	X
	Establishments with 1,000 employees or more	—	X	X	X
72	Accommodation and food services				
	All establishments	1 561	19 947	63 693	291 827
	Establishments with 1 to 4 employees	718	X	X	X
	Establishments with 5 to 9 employees	281	X	X	X
	Establishments with 10 to 19 employees	246	X	X	X
	Establishments with 20 to 49 employees	234	X	X	X
	Establishments with 50 to 99 employees	72	X	X	X
	Establishments with 100 to 249 employees	9	X	X	X
	Establishments with 250 to 499 employees	1	X	X	X
	Establishments with 500 to 999 employees	—	X	X	X
	Establishments with 1,000 employees or more	—	X	X	X
721	Accommodation				
	All establishments	106	1 223	5 118	25 845
	Establishments with 1 to 4 employees	67	X	X	X
	Establishments with 5 to 9 employees	12	X	X	X
	Establishments with 10 to 19 employees	15	X	X	X
	Establishments with 20 to 49 employees	6	X	X	X
	Establishments with 50 to 99 employees	4	X	X	X
	Establishments with 100 to 249 employees	2	X	X	X
	Establishments with 250 to 499 employees	—	X	X	X
	Establishments with 500 to 999 employees	—	X	X	X
	Establishments with 1,000 employees or more	—	X	X	X

See footnotes at end of table.

Table 5. Establishments, Employees, and Payroll by Industry and Employment Size of Establishments by County: 2004—Con.

[Excludes most government employees, railroad employees, and self-employed persons. Size class 1 to 4 employees includes establishments having payroll, but no employees, during mid-March pay period. For meaning of abbreviations and symbols, see introductory text. For explanation of terms, see Appendix A. For statement on reliability, see the note at the end of the table and Appendix C]

NAICS code	Geography, kind of business, and employment size class	Establishments (number)	Paid employees for pay period including March 12 (number)	First-quarter payroll (\$1,000)	Annual payroll (\$1,000)
	MONMOUTH—Con.				
72	Accommodation and food services—Con.				
721	Accommodation—Con.				
7211	Traveler accommodation				
	All establishments	96	1 116	4 693	23 927
	Establishments with 1 to 4 employees	62	X	X	X
	Establishments with 5 to 9 employees	10	X	X	X
	Establishments with 10 to 19 employees	13	X	X	X
	Establishments with 20 to 49 employees	6	X	X	X
	Establishments with 50 to 99 employees	3	X	X	X
	Establishments with 100 to 249 employees	2	X	X	X
	Establishments with 250 to 499 employees	-	X	X	X
	Establishments with 500 to 999 employees	-	X	X	X
	Establishments with 1,000 employees or more	-	X	X	X
72111	Hotels (except casino hotels) and motels				
	All establishments	74	1 042	4 548	22 758
	Establishments with 1 to 4 employees	45	X	X	X
	Establishments with 5 to 9 employees	6	X	X	X
	Establishments with 10 to 19 employees	13	X	X	X
	Establishments with 20 to 49 employees	5	X	X	X
	Establishments with 50 to 99 employees	3	X	X	X
	Establishments with 100 to 249 employees	2	X	X	X
	Establishments with 250 to 499 employees	-	X	X	X
	Establishments with 500 to 999 employees	-	X	X	X
	Establishments with 1,000 employees or more	-	X	X	X
721110	Hotels (except casino hotels) and motels				
	All establishments	74	1 042	4 548	22 758
	Establishments with 1 to 4 employees	45	X	X	X
	Establishments with 5 to 9 employees	6	X	X	X
	Establishments with 10 to 19 employees	13	X	X	X
	Establishments with 20 to 49 employees	5	X	X	X
	Establishments with 50 to 99 employees	3	X	X	X
	Establishments with 100 to 249 employees	2	X	X	X
	Establishments with 250 to 499 employees	-	X	X	X
	Establishments with 500 to 999 employees	-	X	X	X
	Establishments with 1,000 employees or more	-	X	X	X
722	Food services and drinking places				
	All establishments	1 455	18 724	58 575	265 982
	Establishments with 1 to 4 employees	651	X	X	X
	Establishments with 5 to 9 employees	269	X	X	X
	Establishments with 10 to 19 employees	231	X	X	X
	Establishments with 20 to 49 employees	228	X	X	X
	Establishments with 50 to 99 employees	68	X	X	X
	Establishments with 100 to 249 employees	7	X	X	X
	Establishments with 250 to 499 employees	1	X	X	X
	Establishments with 500 to 999 employees	-	X	X	X
	Establishments with 1,000 employees or more	-	X	X	X
7221	Full-service restaurants				
	All establishments	553	9 388	31 310	137 896
	Establishments with 1 to 4 employees	198	X	X	X
	Establishments with 5 to 9 employees	106	X	X	X
	Establishments with 10 to 19 employees	85	X	X	X
	Establishments with 20 to 49 employees	113	X	X	X
	Establishments with 50 to 99 employees	46	X	X	X
	Establishments with 100 to 249 employees	5	X	X	X
	Establishments with 250 to 499 employees	-	X	X	X
	Establishments with 500 to 999 employees	-	X	X	X
	Establishments with 1,000 employees or more	-	X	X	X
72211	Full-service restaurants				
	All establishments	553	9 388	31 310	137 896
	Establishments with 1 to 4 employees	198	X	X	X
	Establishments with 5 to 9 employees	106	X	X	X
	Establishments with 10 to 19 employees	85	X	X	X
	Establishments with 20 to 49 employees	113	X	X	X
	Establishments with 50 to 99 employees	46	X	X	X
	Establishments with 100 to 249 employees	5	X	X	X
	Establishments with 250 to 499 employees	-	X	X	X
	Establishments with 500 to 999 employees	-	X	X	X
	Establishments with 1,000 employees or more	-	X	X	X
722110	Full-service restaurants				
	All establishments	553	9 388	31 310	137 896
	Establishments with 1 to 4 employees	198	X	X	X
	Establishments with 5 to 9 employees	106	X	X	X
	Establishments with 10 to 19 employees	85	X	X	X
	Establishments with 20 to 49 employees	113	X	X	X
	Establishments with 50 to 99 employees	46	X	X	X
	Establishments with 100 to 249 employees	5	X	X	X
	Establishments with 250 to 499 employees	-	X	X	X
	Establishments with 500 to 999 employees	-	X	X	X
	Establishments with 1,000 employees or more	-	X	X	X

See footnotes at end of table.

Table 5. Establishments, Employees, and Payroll by Industry and Employment Size of Establishments by County: 2004—Con.

[Excludes most government employees, railroad employees, and self-employed persons. Size class 1 to 4 employees includes establishments having payroll, but no employees, during mid-March pay period. For meaning of abbreviations and symbols, see introductory text. For explanation of terms, see Appendix A. For statement on reliability, see the note at the end of the table and Appendix C]

NAICS code	Geography, kind of business, and employment size class	Establishments (number)	Paid employees for pay period including March 12 (number)	First-quarter payroll (\$1,000)	Annual payroll (\$1,000)
	MONMOUTH—Con.				
72	Accommodation and food services—Con.				
722	Food services and drinking places—Con.				
7222	Limited-service eating places				
	All establishments	679	6 368	18 341	84 891
	Establishments with 1 to 4 employees	348	X	X	X
	Establishments with 5 to 9 employees	126	X	X	X
	Establishments with 10 to 19 employees	111	X	X	X
	Establishments with 20 to 49 employees	84	X	X	X
	Establishments with 50 to 99 employees	8	X	X	X
	Establishments with 100 to 249 employees	1	X	X	X
	Establishments with 250 to 499 employees	1	X	X	X
	Establishments with 500 to 999 employees	—	X	X	X
	Establishments with 1,000 employees or more	—	X	X	X
72221	Limited-service eating places				
	All establishments	679	6 368	18 341	84 891
	Establishments with 1 to 4 employees	348	X	X	X
	Establishments with 5 to 9 employees	126	X	X	X
	Establishments with 10 to 19 employees	111	X	X	X
	Establishments with 20 to 49 employees	84	X	X	X
	Establishments with 50 to 99 employees	8	X	X	X
	Establishments with 100 to 249 employees	1	X	X	X
	Establishments with 250 to 499 employees	1	X	X	X
	Establishments with 500 to 999 employees	—	X	X	X
	Establishments with 1,000 employees or more	—	X	X	X
722211	Limited-service restaurants				
	All establishments	506	5 151	14 975	67 186
	Establishments with 1 to 4 employees	261	X	X	X
	Establishments with 5 to 9 employees	87	X	X	X
	Establishments with 10 to 19 employees	79	X	X	X
	Establishments with 20 to 49 employees	69	X	X	X
	Establishments with 50 to 99 employees	8	X	X	X
	Establishments with 100 to 249 employees	1	X	X	X
	Establishments with 250 to 499 employees	1	X	X	X
	Establishments with 500 to 999 employees	—	X	X	X
	Establishments with 1,000 employees or more	—	X	X	X
722213	Snack and nonalcoholic beverage bars				
	All establishments	165	1 118	3 103	16 465
	Establishments with 1 to 4 employees	85	X	X	X
	Establishments with 5 to 9 employees	36	X	X	X
	Establishments with 10 to 19 employees	30	X	X	X
	Establishments with 20 to 49 employees	14	X	X	X
	Establishments with 50 to 99 employees	—	X	X	X
	Establishments with 100 to 249 employees	—	X	X	X
	Establishments with 250 to 499 employees	—	X	X	X
	Establishments with 500 to 999 employees	—	X	X	X
	Establishments with 1,000 employees or more	—	X	X	X
7223	Special food services				
	All establishments	128	1 816	6 108	29 062
	Establishments with 1 to 4 employees	57	X	X	X
	Establishments with 5 to 9 employees	19	X	X	X
	Establishments with 10 to 19 employees	23	X	X	X
	Establishments with 20 to 49 employees	21	X	X	X
	Establishments with 50 to 99 employees	8	X	X	X
	Establishments with 100 to 249 employees	—	X	X	X
	Establishments with 250 to 499 employees	—	X	X	X
	Establishments with 500 to 999 employees	—	X	X	X
	Establishments with 1,000 employees or more	—	X	X	X
72231	Food service contractors				
	All establishments	72	1 040	3 788	15 625
	Establishments with 1 to 4 employees	28	X	X	X
	Establishments with 5 to 9 employees	15	X	X	X
	Establishments with 10 to 19 employees	14	X	X	X
	Establishments with 20 to 49 employees	11	X	X	X
	Establishments with 50 to 99 employees	4	X	X	X
	Establishments with 100 to 249 employees	—	X	X	X
	Establishments with 250 to 499 employees	—	X	X	X
	Establishments with 500 to 999 employees	—	X	X	X
	Establishments with 1,000 employees or more	—	X	X	X
722310	Food service contractors				
	All establishments	72	1 040	3 788	15 625
	Establishments with 1 to 4 employees	28	X	X	X
	Establishments with 5 to 9 employees	15	X	X	X
	Establishments with 10 to 19 employees	14	X	X	X
	Establishments with 20 to 49 employees	11	X	X	X
	Establishments with 50 to 99 employees	4	X	X	X
	Establishments with 100 to 249 employees	—	X	X	X
	Establishments with 250 to 499 employees	—	X	X	X
	Establishments with 500 to 999 employees	—	X	X	X
	Establishments with 1,000 employees or more	—	X	X	X

See footnotes at end of table.

Table 5. **Establishments, Employees, and Payroll by Industry and Employment Size of Establishments by County: 2004—Con.**

[Excludes most government employees, railroad employees, and self-employed persons. Size class 1 to 4 employees includes establishments having payroll, but no employees, during mid-March pay period. For meaning of abbreviations and symbols, see introductory text. For explanation of terms, see Appendix A. For statement on reliability, see the note at the end of the table and Appendix C]

NAICS code	Geography, kind of business, and employment size class	Establishments (number)	Paid employees for pay period including March 12 (number)	First-quarter payroll (\$1,000)	Annual payroll (\$1,000)
72	MONMOUTH—Con.				
	Accommodation and food services—Con.				
722	Food services and drinking places—Con.				
7223	Special food services—Con.				
72232	Caterers				
	All establishments	43	737	2 265	12 505
	Establishments with 1 to 4 employees	17	X	X	X
	Establishments with 5 to 9 employees	4	X	X	X
	Establishments with 10 to 19 employees	9	X	X	X
	Establishments with 20 to 49 employees	9	X	X	X
	Establishments with 50 to 99 employees	4	X	X	X
	Establishments with 100 to 249 employees	—	X	X	X
	Establishments with 250 to 499 employees	—	X	X	X
	Establishments with 500 to 999 employees	—	X	X	X
	Establishments with 1,000 employees or more	—	X	X	X
722320	Caterers				
	All establishments	43	737	2 265	12 505
	Establishments with 1 to 4 employees	17	X	X	X
	Establishments with 5 to 9 employees	4	X	X	X
	Establishments with 10 to 19 employees	9	X	X	X
	Establishments with 20 to 49 employees	9	X	X	X
	Establishments with 50 to 99 employees	4	X	X	X
	Establishments with 100 to 249 employees	—	X	X	X
	Establishments with 250 to 499 employees	—	X	X	X
	Establishments with 500 to 999 employees	—	X	X	X
	Establishments with 1,000 employees or more	—	X	X	X
7224	Drinking places (alcoholic beverages)				
	All establishments	95	1 152	2 816	14 133
	Establishments with 1 to 4 employees	48	X	X	X
	Establishments with 5 to 9 employees	18	X	X	X
	Establishments with 10 to 19 employees	12	X	X	X
	Establishments with 20 to 49 employees	10	X	X	X
	Establishments with 50 to 99 employees	6	X	X	X
	Establishments with 100 to 249 employees	1	X	X	X
	Establishments with 250 to 499 employees	—	X	X	X
	Establishments with 500 to 999 employees	—	X	X	X
	Establishments with 1,000 employees or more	—	X	X	X
72241	Drinking places (alcoholic beverages)				
	All establishments	95	1 152	2 816	14 133
	Establishments with 1 to 4 employees	48	X	X	X
	Establishments with 5 to 9 employees	18	X	X	X
	Establishments with 10 to 19 employees	12	X	X	X
	Establishments with 20 to 49 employees	10	X	X	X
	Establishments with 50 to 99 employees	6	X	X	X
	Establishments with 100 to 249 employees	1	X	X	X
	Establishments with 250 to 499 employees	—	X	X	X
	Establishments with 500 to 999 employees	—	X	X	X
	Establishments with 1,000 employees or more	—	X	X	X
722410	Drinking places (alcoholic beverages)				
	All establishments	95	1 152	2 816	14 133
	Establishments with 1 to 4 employees	48	X	X	X
	Establishments with 5 to 9 employees	18	X	X	X
	Establishments with 10 to 19 employees	12	X	X	X
	Establishments with 20 to 49 employees	10	X	X	X
	Establishments with 50 to 99 employees	6	X	X	X
	Establishments with 100 to 249 employees	1	X	X	X
	Establishments with 250 to 499 employees	—	X	X	X
	Establishments with 500 to 999 employees	—	X	X	X
	Establishments with 1,000 employees or more	—	X	X	X
81	Other services (except public administration)				
	All establishments	1 775	11 736	61 831	263 970
	Establishments with 1 to 4 employees	1 128	X	X	X
	Establishments with 5 to 9 employees	352	X	X	X
	Establishments with 10 to 19 employees	197	X	X	X
	Establishments with 20 to 49 employees	76	X	X	X
	Establishments with 50 to 99 employees	13	X	X	X
	Establishments with 100 to 249 employees	8	X	X	X
	Establishments with 250 to 499 employees	1	X	X	X
	Establishments with 500 to 999 employees	—	X	X	X
	Establishments with 1,000 employees or more	—	X	X	X
811	Repair and maintenance				
	All establishments	481	2 781	21 295	94 911
	Establishments with 1 to 4 employees	304	X	X	X
	Establishments with 5 to 9 employees	101	X	X	X
	Establishments with 10 to 19 employees	57	X	X	X
	Establishments with 20 to 49 employees	16	X	X	X
	Establishments with 50 to 99 employees	2	X	X	X
	Establishments with 100 to 249 employees	1	X	X	X
	Establishments with 250 to 499 employees	—	X	X	X
	Establishments with 500 to 999 employees	—	X	X	X
	Establishments with 1,000 employees or more	—	X	X	X

See footnotes at end of table.

Table 5. Establishments, Employees, and Payroll by Industry and Employment Size of Establishments by County: 2004—Con.

[Excludes most government employees, railroad employees, and self-employed persons. Size class 1 to 4 employees includes establishments having payroll, but no employees, during mid-March pay period. For meaning of abbreviations and symbols, see introductory text. For explanation of terms, see Appendix A. For statement on reliability, see the note at the end of the table and Appendix C]

NAICS code	Geography, kind of business, and employment size class	Establishments (number)	Paid employees for pay period including March 12 (number)	First-quarter payroll (\$1,000)	Annual payroll (\$1,000)
	MONMOUTH—Con.				
81	Other services (except public administration)—Con.				
811	Repair and maintenance—Con.				
8111	Automotive repair and maintenance				
	All establishments	357	2 012	13 737	57 361
	Establishments with 1 to 4 employees	214	X	X	X
	Establishments with 5 to 9 employees	81	X	X	X
	Establishments with 10 to 19 employees	49	X	X	X
	Establishments with 20 to 49 employees	12	X	X	X
	Establishments with 50 to 99 employees	1	X	X	X
	Establishments with 100 to 249 employees	—	X	X	X
	Establishments with 250 to 499 employees	—	X	X	X
	Establishments with 500 to 999 employees	—	X	X	X
	Establishments with 1,000 employees or more	—	X	X	X
81111	Automotive mechanical and electrical repair and maintenance				
	All establishments	209	873	5 927	25 095
	Establishments with 1 to 4 employees	140	X	X	X
	Establishments with 5 to 9 employees	49	X	X	X
	Establishments with 10 to 19 employees	18	X	X	X
	Establishments with 20 to 49 employees	2	X	X	X
	Establishments with 50 to 99 employees	—	X	X	X
	Establishments with 100 to 249 employees	—	X	X	X
	Establishments with 250 to 499 employees	—	X	X	X
	Establishments with 500 to 999 employees	—	X	X	X
	Establishments with 1,000 employees or more	—	X	X	X
811111	General automotive repair				
	All establishments	182	758	4 925	20 929
	Establishments with 1 to 4 employees	126	X	X	X
	Establishments with 5 to 9 employees	36	X	X	X
	Establishments with 10 to 19 employees	18	X	X	X
	Establishments with 20 to 49 employees	2	X	X	X
	Establishments with 50 to 99 employees	—	X	X	X
	Establishments with 100 to 249 employees	—	X	X	X
	Establishments with 250 to 499 employees	—	X	X	X
	Establishments with 500 to 999 employees	—	X	X	X
	Establishments with 1,000 employees or more	—	X	X	X
81112	Automotive body, paint, interior, and glass repair				
	All establishments	95	605	5 257	22 409
	Establishments with 1 to 4 employees	52	X	X	X
	Establishments with 5 to 9 employees	21	X	X	X
	Establishments with 10 to 19 employees	17	X	X	X
	Establishments with 20 to 49 employees	5	X	X	X
	Establishments with 50 to 99 employees	—	X	X	X
	Establishments with 100 to 249 employees	—	X	X	X
	Establishments with 250 to 499 employees	—	X	X	X
	Establishments with 500 to 999 employees	—	X	X	X
	Establishments with 1,000 employees or more	—	X	X	X
811121	Automotive body, paint, and interior repair and maintenance				
	All establishments	85	574	5 032	21 559
	Establishments with 1 to 4 employees	44	X	X	X
	Establishments with 5 to 9 employees	20	X	X	X
	Establishments with 10 to 19 employees	16	X	X	X
	Establishments with 20 to 49 employees	5	X	X	X
	Establishments with 50 to 99 employees	—	X	X	X
	Establishments with 100 to 249 employees	—	X	X	X
	Establishments with 250 to 499 employees	—	X	X	X
	Establishments with 500 to 999 employees	—	X	X	X
	Establishments with 1,000 employees or more	—	X	X	X
81119	Other automotive repair and maintenance				
	All establishments	53	534	2 553	9 857
	Establishments with 1 to 4 employees	22	X	X	X
	Establishments with 5 to 9 employees	11	X	X	X
	Establishments with 10 to 19 employees	14	X	X	X
	Establishments with 20 to 49 employees	5	X	X	X
	Establishments with 50 to 99 employees	1	X	X	X
	Establishments with 100 to 249 employees	—	X	X	X
	Establishments with 250 to 499 employees	—	X	X	X
	Establishments with 500 to 999 employees	—	X	X	X
	Establishments with 1,000 employees or more	—	X	X	X
811192	Car washes				
	All establishments	39	425	1 500	6 765
	Establishments with 1 to 4 employees	16	X	X	X
	Establishments with 5 to 9 employees	8	X	X	X
	Establishments with 10 to 19 employees	10	X	X	X
	Establishments with 20 to 49 employees	4	X	X	X
	Establishments with 50 to 99 employees	1	X	X	X
	Establishments with 100 to 249 employees	—	X	X	X
	Establishments with 250 to 499 employees	—	X	X	X
	Establishments with 500 to 999 employees	—	X	X	X
	Establishments with 1,000 employees or more	—	X	X	X

See footnotes at end of table.

Table 5. **Establishments, Employees, and Payroll by Industry and Employment Size of Establishments by County: 2004—Con.**

[Excludes most government employees, railroad employees, and self-employed persons. Size class 1 to 4 employees includes establishments having payroll, but no employees, during mid-March pay period. For meaning of abbreviations and symbols, see introductory text. For explanation of terms, see Appendix A. For statement on reliability, see the note at the end of the table and Appendix C]

NAICS code	Geography, kind of business, and employment size class	Establishments (number)	Paid employees for pay period including March 12 (number)	First-quarter payroll (\$1,000)	Annual payroll (\$1,000)
MONMOUTH—Con.					
81	Other services (except public administration)—Con.				
811	Repair and maintenance—Con.				
8112	Electronic and precision equipment repair and maintenance				
	All establishments	41	430	4 576	20 683
	Establishments with 1 to 4 employees	31	X	X	X
	Establishments with 5 to 9 employees	5	X	X	X
	Establishments with 10 to 19 employees	1	X	X	X
	Establishments with 20 to 49 employees	2	X	X	X
	Establishments with 50 to 99 employees	1	X	X	X
	Establishments with 100 to 249 employees	1	X	X	X
	Establishments with 250 to 499 employees	—	X	X	X
	Establishments with 500 to 999 employees	—	X	X	X
	Establishments with 1,000 employees or more	—	X	X	X
81121	Electronic and precision equipment repair and maintenance				
	All establishments	41	430	4 576	20 683
	Establishments with 1 to 4 employees	31	X	X	X
	Establishments with 5 to 9 employees	5	X	X	X
	Establishments with 10 to 19 employees	1	X	X	X
	Establishments with 20 to 49 employees	2	X	X	X
	Establishments with 50 to 99 employees	1	X	X	X
	Establishments with 100 to 249 employees	1	X	X	X
	Establishments with 250 to 499 employees	—	X	X	X
	Establishments with 500 to 999 employees	—	X	X	X
	Establishments with 1,000 employees or more	—	X	X	X
811212	Computer and office machine repair and maintenance				
	All establishments	22	382	3 982	17 904
	Establishments with 1 to 4 employees	14	X	X	X
	Establishments with 5 to 9 employees	3	X	X	X
	Establishments with 10 to 19 employees	1	X	X	X
	Establishments with 20 to 49 employees	2	X	X	X
	Establishments with 50 to 99 employees	1	X	X	X
	Establishments with 100 to 249 employees	1	X	X	X
	Establishments with 250 to 499 employees	—	X	X	X
	Establishments with 500 to 999 employees	—	X	X	X
	Establishments with 1,000 employees or more	—	X	X	X
8113	Commercial and industrial machinery and equipment (except automotive and electronic) repair and maintenance				
	All establishments	31	167	1 952	12 382
	Establishments with 1 to 4 employees	19	X	X	X
	Establishments with 5 to 9 employees	8	X	X	X
	Establishments with 10 to 19 employees	3	X	X	X
	Establishments with 20 to 49 employees	1	X	X	X
	Establishments with 50 to 99 employees	—	X	X	X
	Establishments with 100 to 249 employees	—	X	X	X
	Establishments with 250 to 499 employees	—	X	X	X
	Establishments with 500 to 999 employees	—	X	X	X
	Establishments with 1,000 employees or more	—	X	X	X
81131	Commercial and industrial machinery and equipment (except automotive and electronic) repair and maintenance				
	All establishments	31	167	1 952	12 382
	Establishments with 1 to 4 employees	19	X	X	X
	Establishments with 5 to 9 employees	8	X	X	X
	Establishments with 10 to 19 employees	3	X	X	X
	Establishments with 20 to 49 employees	1	X	X	X
	Establishments with 50 to 99 employees	—	X	X	X
	Establishments with 100 to 249 employees	—	X	X	X
	Establishments with 250 to 499 employees	—	X	X	X
	Establishments with 500 to 999 employees	—	X	X	X
	Establishments with 1,000 employees or more	—	X	X	X
811310	Commercial and industrial machinery and equipment (except automotive and electronic) repair and maintenance				
	All establishments	31	167	1 952	12 382
	Establishments with 1 to 4 employees	19	X	X	X
	Establishments with 5 to 9 employees	8	X	X	X
	Establishments with 10 to 19 employees	3	X	X	X
	Establishments with 20 to 49 employees	1	X	X	X
	Establishments with 50 to 99 employees	—	X	X	X
	Establishments with 100 to 249 employees	—	X	X	X
	Establishments with 250 to 499 employees	—	X	X	X
	Establishments with 500 to 999 employees	—	X	X	X
	Establishments with 1,000 employees or more	—	X	X	X
8114	Personal and household goods repair and maintenance				
	All establishments	52	172	1 030	4 485
	Establishments with 1 to 4 employees	40	X	X	X
	Establishments with 5 to 9 employees	7	X	X	X
	Establishments with 10 to 19 employees	4	X	X	X
	Establishments with 20 to 49 employees	1	X	X	X
	Establishments with 50 to 99 employees	—	X	X	X
	Establishments with 100 to 249 employees	—	X	X	X
	Establishments with 250 to 499 employees	—	X	X	X
	Establishments with 500 to 999 employees	—	X	X	X
	Establishments with 1,000 employees or more	—	X	X	X

See footnotes at end of table.

Table 5. Establishments, Employees, and Payroll by Industry and Employment Size of Establishments by County: 2004—Con.

[Excludes most government employees, railroad employees, and self-employed persons. Size class 1 to 4 employees includes establishments having payroll, but no employees, during mid-March pay period. For meaning of abbreviations and symbols, see introductory text. For explanation of terms, see Appendix A. For statement on reliability, see the note at the end of the table and Appendix C]

NAICS code	Geography, kind of business, and employment size class	Establishments (number)	Paid employees for pay period including March 12 (number)	First-quarter payroll (\$1,000)	Annual payroll (\$1,000)
	MONMOUTH—Con.				
81	Other services (except public administration)—Con.				
812	Personal and laundry services				
	All establishments	824	4 559	19 251	81 653
	Establishments with 1 to 4 employees	549	X	X	X
	Establishments with 5 to 9 employees	163	X	X	X
	Establishments with 10 to 19 employees	80	X	X	X
	Establishments with 20 to 49 employees	26	X	X	X
	Establishments with 50 to 99 employees	2	X	X	X
	Establishments with 100 to 249 employees	4	X	X	X
	Establishments with 250 to 499 employees	—	X	X	X
	Establishments with 500 to 999 employees	—	X	X	X
	Establishments with 1,000 employees or more	—	X	X	X
8121	Personal care services				
	All establishments	485	2 641	9 416	40 946
	Establishments with 1 to 4 employees	300	X	X	X
	Establishments with 5 to 9 employees	107	X	X	X
	Establishments with 10 to 19 employees	61	X	X	X
	Establishments with 20 to 49 employees	15	X	X	X
	Establishments with 50 to 99 employees	1	X	X	X
	Establishments with 100 to 249 employees	—	X	X	X
	Establishments with 250 to 499 employees	—	X	X	X
	Establishments with 500 to 999 employees	—	X	X	X
	Establishments with 1,000 employees or more	—	X	X	X
81211	Hair, nail, and skin care services				
	All establishments	432	2 186	7 606	33 147
	Establishments with 1 to 4 employees	273	X	X	X
	Establishments with 5 to 9 employees	92	X	X	X
	Establishments with 10 to 19 employees	52	X	X	X
	Establishments with 20 to 49 employees	15	X	X	X
	Establishments with 50 to 99 employees	—	X	X	X
	Establishments with 100 to 249 employees	—	X	X	X
	Establishments with 250 to 499 employees	—	X	X	X
	Establishments with 500 to 999 employees	—	X	X	X
	Establishments with 1,000 employees or more	—	X	X	X
812112	Beauty salons				
	All establishments	300	1 876	6 697	29 077
	Establishments with 1 to 4 employees	159	X	X	X
	Establishments with 5 to 9 employees	78	X	X	X
	Establishments with 10 to 19 employees	50	X	X	X
	Establishments with 20 to 49 employees	13	X	X	X
	Establishments with 50 to 99 employees	—	X	X	X
	Establishments with 100 to 249 employees	—	X	X	X
	Establishments with 250 to 499 employees	—	X	X	X
	Establishments with 500 to 999 employees	—	X	X	X
	Establishments with 1,000 employees or more	—	X	X	X
812113	Nail salons				
	All establishments	105	254	670	3 035
	Establishments with 1 to 4 employees	88	X	X	X
	Establishments with 5 to 9 employees	14	X	X	X
	Establishments with 10 to 19 employees	1	X	X	X
	Establishments with 20 to 49 employees	2	X	X	X
	Establishments with 50 to 99 employees	—	X	X	X
	Establishments with 100 to 249 employees	—	X	X	X
	Establishments with 250 to 499 employees	—	X	X	X
	Establishments with 500 to 999 employees	—	X	X	X
	Establishments with 1,000 employees or more	—	X	X	X
81219	Other personal care services				
	All establishments	53	455	1 810	7 799
	Establishments with 1 to 4 employees	27	X	X	X
	Establishments with 5 to 9 employees	15	X	X	X
	Establishments with 10 to 19 employees	9	X	X	X
	Establishments with 20 to 49 employees	—	X	X	X
	Establishments with 50 to 99 employees	1	X	X	X
	Establishments with 100 to 249 employees	1	X	X	X
	Establishments with 250 to 499 employees	—	X	X	X
	Establishments with 500 to 999 employees	—	X	X	X
	Establishments with 1,000 employees or more	—	X	X	X
812191	Diet and weight reducing centers				
	All establishments	13	200	1 382	5 672
	Establishments with 1 to 4 employees	7	X	X	X
	Establishments with 5 to 9 employees	3	X	X	X
	Establishments with 10 to 19 employees	2	X	X	X
	Establishments with 20 to 49 employees	—	X	X	X
	Establishments with 50 to 99 employees	—	X	X	X
	Establishments with 100 to 249 employees	1	X	X	X
	Establishments with 250 to 499 employees	—	X	X	X
	Establishments with 500 to 999 employees	—	X	X	X
	Establishments with 1,000 employees or more	—	X	X	X

See footnotes at end of table.

Table 5. Establishments, Employees, and Payroll by Industry and Employment Size of Establishments by County: 2004—Con.

[Excludes most government employees, railroad employees, and self-employed persons. Size class 1 to 4 employees includes establishments having payroll, but no employees, during mid-March pay period. For meaning of abbreviations and symbols, see introductory text. For explanation of terms, see Appendix A. For statement on reliability, see the note at the end of the table and Appendix C]

NAICS code	Geography, kind of business, and employment size class	Establishments (number)	Paid employees for pay period including March 12 (number)	First-quarter payroll (\$1,000)	Annual payroll (\$1,000)
MONMOUTH—Con.					
81	Other services (except public administration)—Con.				
812	Personal and laundry services—Con.				
8121	Personal care services—Con.				
81219	Other personal care services—Con.				
812199	All other personal care services				
	All establishments	40	255	428	2 127
	Establishments with 1 to 4 employees	20	X	X	X
	Establishments with 5 to 9 employees	12	X	X	X
	Establishments with 10 to 19 employees	7	X	X	X
	Establishments with 20 to 49 employees	—	X	X	X
	Establishments with 50 to 99 employees	1	X	X	X
	Establishments with 100 to 249 employees	—	X	X	X
	Establishments with 250 to 499 employees	—	X	X	X
	Establishments with 500 to 999 employees	—	X	X	X
	Establishments with 1,000 employees or more	—	X	X	X
8122	Death care services				
	All establishments	46	276	2 709	11 982
	Establishments with 1 to 4 employees	26	X	X	X
	Establishments with 5 to 9 employees	14	X	X	X
	Establishments with 10 to 19 employees	3	X	X	X
	Establishments with 20 to 49 employees	3	X	X	X
	Establishments with 50 to 99 employees	—	X	X	X
	Establishments with 100 to 249 employees	—	X	X	X
	Establishments with 250 to 499 employees	—	X	X	X
	Establishments with 500 to 999 employees	—	X	X	X
	Establishments with 1,000 employees or more	—	X	X	X
81221	Funeral homes and funeral services				
	All establishments	33	202	2 085	8 941
	Establishments with 1 to 4 employees	17	X	X	X
	Establishments with 5 to 9 employees	13	X	X	X
	Establishments with 10 to 19 employees	1	X	X	X
	Establishments with 20 to 49 employees	2	X	X	X
	Establishments with 50 to 99 employees	—	X	X	X
	Establishments with 100 to 249 employees	—	X	X	X
	Establishments with 250 to 499 employees	—	X	X	X
	Establishments with 500 to 999 employees	—	X	X	X
	Establishments with 1,000 employees or more	—	X	X	X
812210	Funeral homes and funeral services				
	All establishments	33	202	2 085	8 941
	Establishments with 1 to 4 employees	17	X	X	X
	Establishments with 5 to 9 employees	13	X	X	X
	Establishments with 10 to 19 employees	1	X	X	X
	Establishments with 20 to 49 employees	2	X	X	X
	Establishments with 50 to 99 employees	—	X	X	X
	Establishments with 100 to 249 employees	—	X	X	X
	Establishments with 250 to 499 employees	—	X	X	X
	Establishments with 500 to 999 employees	—	X	X	X
	Establishments with 1,000 employees or more	—	X	X	X
8123	Drycleaning and laundry services				
	All establishments	171	1 015	4 425	17 665
	Establishments with 1 to 4 employees	127	X	X	X
	Establishments with 5 to 9 employees	26	X	X	X
	Establishments with 10 to 19 employees	10	X	X	X
	Establishments with 20 to 49 employees	6	X	X	X
	Establishments with 50 to 99 employees	—	X	X	X
	Establishments with 100 to 249 employees	2	X	X	X
	Establishments with 250 to 499 employees	—	X	X	X
	Establishments with 500 to 999 employees	—	X	X	X
	Establishments with 1,000 employees or more	—	X	X	X
81231	Coin-operated laundries and drycleaners				
	All establishments	43	115	340	1 451
	Establishments with 1 to 4 employees	35	X	X	X
	Establishments with 5 to 9 employees	6	X	X	X
	Establishments with 10 to 19 employees	2	X	X	X
	Establishments with 20 to 49 employees	—	X	X	X
	Establishments with 50 to 99 employees	—	X	X	X
	Establishments with 100 to 249 employees	—	X	X	X
	Establishments with 250 to 499 employees	—	X	X	X
	Establishments with 500 to 999 employees	—	X	X	X
	Establishments with 1,000 employees or more	—	X	X	X
812310	Coin-operated laundries and drycleaners				
	All establishments	43	115	340	1 451
	Establishments with 1 to 4 employees	35	X	X	X
	Establishments with 5 to 9 employees	6	X	X	X
	Establishments with 10 to 19 employees	2	X	X	X
	Establishments with 20 to 49 employees	—	X	X	X
	Establishments with 50 to 99 employees	—	X	X	X
	Establishments with 100 to 249 employees	—	X	X	X
	Establishments with 250 to 499 employees	—	X	X	X
	Establishments with 500 to 999 employees	—	X	X	X
	Establishments with 1,000 employees or more	—	X	X	X

See footnotes at end of table.

Table 5. **Establishments, Employees, and Payroll by Industry and Employment Size of Establishments by County: 2004—Con.**

[Excludes most government employees, railroad employees, and self-employed persons. Size class 1 to 4 employees includes establishments having payroll, but no employees, during mid-March pay period. For meaning of abbreviations and symbols, see introductory text. For explanation of terms, see Appendix A. For statement on reliability, see the note at the end of the table and Appendix C]

NAICS code	Geography, kind of business, and employment size class	Establishments (number)	Paid employees for pay period including March 12 (number)	First-quarter payroll (\$1,000)	Annual payroll (\$1,000)
MONMOUTH—Con.					
81	Other services (except public administration)—Con.				
812	Personal and laundry services—Con.				
8123	Drycleaning and laundry services—Con.				
81232	Drycleaning and laundry services (except coin-operated)				
	All establishments	119	590	2 415	8 701
	Establishments with 1 to 4 employees	89	X	X	X
	Establishments with 5 to 9 employees	20	X	X	X
	Establishments with 10 to 19 employees	7	X	X	X
	Establishments with 20 to 49 employees	2	X	X	X
	Establishments with 50 to 99 employees	—	X	X	X
	Establishments with 100 to 249 employees	1	X	X	X
	Establishments with 250 to 499 employees	—	X	X	X
	Establishments with 500 to 999 employees	—	X	X	X
	Establishments with 1,000 employees or more	—	X	X	X
812320	Drycleaning and laundry services (except coin-operated)				
	All establishments	119	590	2 415	8 701
	Establishments with 1 to 4 employees	89	X	X	X
	Establishments with 5 to 9 employees	20	X	X	X
	Establishments with 10 to 19 employees	7	X	X	X
	Establishments with 20 to 49 employees	2	X	X	X
	Establishments with 50 to 99 employees	—	X	X	X
	Establishments with 100 to 249 employees	1	X	X	X
	Establishments with 250 to 499 employees	—	X	X	X
	Establishments with 500 to 999 employees	—	X	X	X
	Establishments with 1,000 employees or more	—	X	X	X
81233	Linen and uniform supply				
	All establishments	9	310	1 670	7 513
	Establishments with 1 to 4 employees	3	X	X	X
	Establishments with 5 to 9 employees	—	X	X	X
	Establishments with 10 to 19 employees	1	X	X	X
	Establishments with 20 to 49 employees	4	X	X	X
	Establishments with 50 to 99 employees	—	X	X	X
	Establishments with 100 to 249 employees	1	X	X	X
	Establishments with 250 to 499 employees	—	X	X	X
	Establishments with 500 to 999 employees	—	X	X	X
	Establishments with 1,000 employees or more	—	X	X	X
812331	Linen supply				
	All establishments	4	c	D	D
	Establishments with 1 to 4 employees	2	X	X	X
	Establishments with 5 to 9 employees	—	X	X	X
	Establishments with 10 to 19 employees	—	X	X	X
	Establishments with 20 to 49 employees	1	X	X	X
	Establishments with 50 to 99 employees	—	X	X	X
	Establishments with 100 to 249 employees	1	X	X	X
	Establishments with 250 to 499 employees	—	X	X	X
	Establishments with 500 to 999 employees	—	X	X	X
	Establishments with 1,000 employees or more	—	X	X	X
812332	Industrial launderers				
	All establishments	5	c	D	D
	Establishments with 1 to 4 employees	1	X	X	X
	Establishments with 5 to 9 employees	—	X	X	X
	Establishments with 10 to 19 employees	1	X	X	X
	Establishments with 20 to 49 employees	3	X	X	X
	Establishments with 50 to 99 employees	—	X	X	X
	Establishments with 100 to 249 employees	—	X	X	X
	Establishments with 250 to 499 employees	—	X	X	X
	Establishments with 500 to 999 employees	—	X	X	X
	Establishments with 1,000 employees or more	—	X	X	X
8129	Other personal services				
	All establishments	122	627	2 701	11 060
	Establishments with 1 to 4 employees	96	X	X	X
	Establishments with 5 to 9 employees	16	X	X	X
	Establishments with 10 to 19 employees	6	X	X	X
	Establishments with 20 to 49 employees	2	X	X	X
	Establishments with 50 to 99 employees	1	X	X	X
	Establishments with 100 to 249 employees	1	X	X	X
	Establishments with 250 to 499 employees	—	X	X	X
	Establishments with 500 to 999 employees	—	X	X	X
	Establishments with 1,000 employees or more	—	X	X	X
81291	Pet care (except veterinary) services				
	All establishments	43	186	1 262	4 421
	Establishments with 1 to 4 employees	30	X	X	X
	Establishments with 5 to 9 employees	9	X	X	X
	Establishments with 10 to 19 employees	3	X	X	X
	Establishments with 20 to 49 employees	1	X	X	X
	Establishments with 50 to 99 employees	—	X	X	X
	Establishments with 100 to 249 employees	—	X	X	X
	Establishments with 250 to 499 employees	—	X	X	X
	Establishments with 500 to 999 employees	—	X	X	X
	Establishments with 1,000 employees or more	—	X	X	X

See footnotes at end of table.

Table 5. Establishments, Employees, and Payroll by Industry and Employment Size of Establishments by County: 2004—Con.

[Excludes most government employees, railroad employees, and self-employed persons. Size class 1 to 4 employees includes establishments having payroll, but no employees, during mid-March pay period. For meaning of abbreviations and symbols, see introductory text. For explanation of terms, see Appendix A. For statement on reliability, see the note at the end of the table and Appendix C]

NAICS code	Geography, kind of business, and employment size class	Establishments (number)	Paid employees for pay period including March 12 (number)	First-quarter payroll (\$1,000)	Annual payroll (\$1,000)
	MONMOUTH—Con.				
81	Other services (except public administration)—Con.				
812	Personal and laundry services—Con.				
8129	Other personal services—Con.				
81291	Pet care (except veterinary) services—Con.				
812910	Pet care (except veterinary) services				
	All establishments	43	186	1 262	4 421
	Establishments with 1 to 4 employees	30	X	X	X
	Establishments with 5 to 9 employees	9	X	X	X
	Establishments with 10 to 19 employees	3	X	X	X
	Establishments with 20 to 49 employees	1	X	X	X
	Establishments with 50 to 99 employees	—	X	X	X
	Establishments with 100 to 249 employees	—	X	X	X
	Establishments with 250 to 499 employees	—	X	X	X
	Establishments with 500 to 999 employees	—	X	X	X
	Establishments with 1,000 employees or more	—	X	X	X
81299	All other personal services				
	All establishments	56	378	1 165	5 507
	Establishments with 1 to 4 employees	46	X	X	X
	Establishments with 5 to 9 employees	5	X	X	X
	Establishments with 10 to 19 employees	2	X	X	X
	Establishments with 20 to 49 employees	1	X	X	X
	Establishments with 50 to 99 employees	1	X	X	X
	Establishments with 100 to 249 employees	1	X	X	X
	Establishments with 250 to 499 employees	—	X	X	X
	Establishments with 500 to 999 employees	—	X	X	X
	Establishments with 1,000 employees or more	—	X	X	X
812990	All other personal services				
	All establishments	56	378	1 165	5 507
	Establishments with 1 to 4 employees	46	X	X	X
	Establishments with 5 to 9 employees	5	X	X	X
	Establishments with 10 to 19 employees	2	X	X	X
	Establishments with 20 to 49 employees	1	X	X	X
	Establishments with 50 to 99 employees	1	X	X	X
	Establishments with 100 to 249 employees	1	X	X	X
	Establishments with 250 to 499 employees	—	X	X	X
	Establishments with 500 to 999 employees	—	X	X	X
	Establishments with 1,000 employees or more	—	X	X	X
813	Religious, grantmaking, civic, professional, and similar organizations				
	All establishments	470	4 396	21 285	87 406
	Establishments with 1 to 4 employees	275	X	X	X
	Establishments with 5 to 9 employees	88	X	X	X
	Establishments with 10 to 19 employees	60	X	X	X
	Establishments with 20 to 49 employees	34	X	X	X
	Establishments with 50 to 99 employees	9	X	X	X
	Establishments with 100 to 249 employees	3	X	X	X
	Establishments with 250 to 499 employees	1	X	X	X
	Establishments with 500 to 999 employees	—	X	X	X
	Establishments with 1,000 employees or more	—	X	X	X
8131	Religious organizations				
	All establishments	260	2 842	13 005	52 530
	Establishments with 1 to 4 employees	133	X	X	X
	Establishments with 5 to 9 employees	63	X	X	X
	Establishments with 10 to 19 employees	28	X	X	X
	Establishments with 20 to 49 employees	26	X	X	X
	Establishments with 50 to 99 employees	7	X	X	X
	Establishments with 100 to 249 employees	3	X	X	X
	Establishments with 250 to 499 employees	—	X	X	X
	Establishments with 500 to 999 employees	—	X	X	X
	Establishments with 1,000 employees or more	—	X	X	X
81311	Religious organizations				
	All establishments	260	2 842	13 005	52 530
	Establishments with 1 to 4 employees	133	X	X	X
	Establishments with 5 to 9 employees	63	X	X	X
	Establishments with 10 to 19 employees	28	X	X	X
	Establishments with 20 to 49 employees	26	X	X	X
	Establishments with 50 to 99 employees	7	X	X	X
	Establishments with 100 to 249 employees	3	X	X	X
	Establishments with 250 to 499 employees	—	X	X	X
	Establishments with 500 to 999 employees	—	X	X	X
	Establishments with 1,000 employees or more	—	X	X	X
813110	Religious organizations				
	All establishments	260	2 842	13 005	52 530
	Establishments with 1 to 4 employees	133	X	X	X
	Establishments with 5 to 9 employees	63	X	X	X
	Establishments with 10 to 19 employees	28	X	X	X
	Establishments with 20 to 49 employees	26	X	X	X
	Establishments with 50 to 99 employees	7	X	X	X
	Establishments with 100 to 249 employees	3	X	X	X
	Establishments with 250 to 499 employees	—	X	X	X
	Establishments with 500 to 999 employees	—	X	X	X
	Establishments with 1,000 employees or more	—	X	X	X

See footnotes at end of table.

Table 5. **Establishments, Employees, and Payroll by Industry and Employment Size of Establishments by County: 2004—Con.**

[Excludes most government employees, railroad employees, and self-employed persons. Size class 1 to 4 employees includes establishments having payroll, but no employees, during mid-March pay period. For meaning of abbreviations and symbols, see introductory text. For explanation of terms, see Appendix A. For statement on reliability, see the note at the end of the table and Appendix C]

NAICS code	Geography, kind of business, and employment size class	Establishments (number)	Paid employees for pay period including March 12 (number)	First-quarter payroll (\$1,000)	Annual payroll (\$1,000)
MONMOUTH—Con.					
81	Other services (except public administration)—Con.				
813	Religious, grantmaking, civic, professional, and similar organizations—Con.				
8132	Grantmaking and giving services				
	All establishments	27	193	1 610	6 667
	Establishments with 1 to 4 employees	19	X	X	X
	Establishments with 5 to 9 employees	3	X	X	X
	Establishments with 10 to 19 employees	3	X	X	X
	Establishments with 20 to 49 employees	1	X	X	X
	Establishments with 50 to 99 employees	1	X	X	X
	Establishments with 100 to 249 employees	—	X	X	X
	Establishments with 250 to 499 employees	—	X	X	X
	Establishments with 500 to 999 employees	—	X	X	X
	Establishments with 1,000 employees or more	—	X	X	X
81321	Grantmaking and giving services				
	All establishments	27	193	1 610	6 667
	Establishments with 1 to 4 employees	19	X	X	X
	Establishments with 5 to 9 employees	3	X	X	X
	Establishments with 10 to 19 employees	3	X	X	X
	Establishments with 20 to 49 employees	1	X	X	X
	Establishments with 50 to 99 employees	1	X	X	X
	Establishments with 100 to 249 employees	—	X	X	X
	Establishments with 250 to 499 employees	—	X	X	X
	Establishments with 500 to 999 employees	—	X	X	X
	Establishments with 1,000 employees or more	—	X	X	X
813212	Voluntary health organizations				
	All establishments	8	134	1 078	4 405
	Establishments with 1 to 4 employees	4	X	X	X
	Establishments with 5 to 9 employees	1	X	X	X
	Establishments with 10 to 19 employees	1	X	X	X
	Establishments with 20 to 49 employees	1	X	X	X
	Establishments with 50 to 99 employees	1	X	X	X
	Establishments with 100 to 249 employees	—	X	X	X
	Establishments with 250 to 499 employees	—	X	X	X
	Establishments with 500 to 999 employees	—	X	X	X
	Establishments with 1,000 employees or more	—	X	X	X
8134	Civic and social organizations				
	All establishments	25	516	1 419	6 174
	Establishments with 1 to 4 employees	16	X	X	X
	Establishments with 5 to 9 employees	3	X	X	X
	Establishments with 10 to 19 employees	4	X	X	X
	Establishments with 20 to 49 employees	1	X	X	X
	Establishments with 50 to 99 employees	—	X	X	X
	Establishments with 100 to 249 employees	—	X	X	X
	Establishments with 250 to 499 employees	1	X	X	X
	Establishments with 500 to 999 employees	—	X	X	X
	Establishments with 1,000 employees or more	—	X	X	X
81341	Civic and social organizations				
	All establishments	25	516	1 419	6 174
	Establishments with 1 to 4 employees	16	X	X	X
	Establishments with 5 to 9 employees	3	X	X	X
	Establishments with 10 to 19 employees	4	X	X	X
	Establishments with 20 to 49 employees	1	X	X	X
	Establishments with 50 to 99 employees	—	X	X	X
	Establishments with 100 to 249 employees	—	X	X	X
	Establishments with 250 to 499 employees	1	X	X	X
	Establishments with 500 to 999 employees	—	X	X	X
	Establishments with 1,000 employees or more	—	X	X	X
813410	Civic and social organizations				
	All establishments	25	516	1 419	6 174
	Establishments with 1 to 4 employees	16	X	X	X
	Establishments with 5 to 9 employees	3	X	X	X
	Establishments with 10 to 19 employees	4	X	X	X
	Establishments with 20 to 49 employees	1	X	X	X
	Establishments with 50 to 99 employees	—	X	X	X
	Establishments with 100 to 249 employees	—	X	X	X
	Establishments with 250 to 499 employees	1	X	X	X
	Establishments with 500 to 999 employees	—	X	X	X
	Establishments with 1,000 employees or more	—	X	X	X
8139	Business, professional, labor, political, and similar organizations				
	All establishments	143	765	4 721	19 749
	Establishments with 1 to 4 employees	97	X	X	X
	Establishments with 5 to 9 employees	18	X	X	X
	Establishments with 10 to 19 employees	22	X	X	X
	Establishments with 20 to 49 employees	5	X	X	X
	Establishments with 50 to 99 employees	1	X	X	X
	Establishments with 100 to 249 employees	—	X	X	X
	Establishments with 250 to 499 employees	—	X	X	X
	Establishments with 500 to 999 employees	—	X	X	X
	Establishments with 1,000 employees or more	—	X	X	X

See footnotes at end of table.

Table 5. Establishments, Employees, and Payroll by Industry and Employment Size of Establishments by County: 2004—Con.

[Excludes most government employees, railroad employees, and self-employed persons. Size class 1 to 4 employees includes establishments having payroll, but no employees, during mid-March pay period. For meaning of abbreviations and symbols, see introductory text. For explanation of terms, see Appendix A. For statement on reliability, see the note at the end of the table and Appendix C]

NAICS code	Geography, kind of business, and employment size class	Establishments (number)	Paid employees for pay period including March 12 (number)	First-quarter payroll (\$1,000)	Annual payroll (\$1,000)
MONMOUTH—Con.					
81	Other services (except public administration)—Con.				
813	Religious, grantmaking, civic, professional, and similar organizations—Con.				
8139	Business, professional, labor, political, and similar organizations—Con.				
81393	Labor Unions and Similar Labor Organizations				
	All establishments	37	306	1 622	6 732
	Establishments with 1 to 4 employees	17	X	X	X
	Establishments with 5 to 9 employees	6	X	X	X
	Establishments with 10 to 19 employees	11	X	X	X
	Establishments with 20 to 49 employees	2	X	X	X
	Establishments with 50 to 99 employees	1	X	X	X
	Establishments with 100 to 249 employees	—	X	X	X
	Establishments with 250 to 499 employees	—	X	X	X
	Establishments with 500 to 999 employees	—	X	X	X
	Establishments with 1,000 employees or more	—	X	X	X
813930	Labor Unions and Similar Labor Organizations				
	All establishments	37	306	1 622	6 732
	Establishments with 1 to 4 employees	17	X	X	X
	Establishments with 5 to 9 employees	6	X	X	X
	Establishments with 10 to 19 employees	11	X	X	X
	Establishments with 20 to 49 employees	2	X	X	X
	Establishments with 50 to 99 employees	1	X	X	X
	Establishments with 100 to 249 employees	—	X	X	X
	Establishments with 250 to 499 employees	—	X	X	X
	Establishments with 500 to 999 employees	—	X	X	X
	Establishments with 1,000 employees or more	—	X	X	X
81399	Other similar organizations (except business, professional, labor, and political organizations)				
	All establishments	60	309	1 777	7 823
	Establishments with 1 to 4 employees	43	X	X	X
	Establishments with 5 to 9 employees	6	X	X	X
	Establishments with 10 to 19 employees	8	X	X	X
	Establishments with 20 to 49 employees	3	X	X	X
	Establishments with 50 to 99 employees	—	X	X	X
	Establishments with 100 to 249 employees	—	X	X	X
	Establishments with 250 to 499 employees	—	X	X	X
	Establishments with 500 to 999 employees	—	X	X	X
	Establishments with 1,000 employees or more	—	X	X	X
813990	Other similar organizations (except business, professional, labor, and political organizations)				
	All establishments	60	309	1 777	7 823
	Establishments with 1 to 4 employees	43	X	X	X
	Establishments with 5 to 9 employees	6	X	X	X
	Establishments with 10 to 19 employees	8	X	X	X
	Establishments with 20 to 49 employees	3	X	X	X
	Establishments with 50 to 99 employees	—	X	X	X
	Establishments with 100 to 249 employees	—	X	X	X
	Establishments with 250 to 499 employees	—	X	X	X
	Establishments with 500 to 999 employees	—	X	X	X
	Establishments with 1,000 employees or more	—	X	X	X
99	Industries not classified				
	All establishments	106	c	D	D
	Establishments with 1 to 4 employees	103	X	X	X
	Establishments with 5 to 9 employees	1	X	X	X
	Establishments with 10 to 19 employees	2	X	X	X
	Establishments with 20 to 49 employees	—	X	X	X
	Establishments with 50 to 99 employees	—	X	X	X
	Establishments with 100 to 249 employees	—	X	X	X
	Establishments with 250 to 499 employees	—	X	X	X
	Establishments with 500 to 999 employees	—	X	X	X
	Establishments with 1,000 employees or more	—	X	X	X
MORRIS					
Total for all sectors					
	All establishments	17 656	295 818	4 249 014	16 853 905
	Establishments with 1 to 4 employees	10 035	X	X	X
	Establishments with 5 to 9 employees	3 240	X	X	X
	Establishments with 10 to 19 employees	1 999	X	X	X
	Establishments with 20 to 49 employees	1 430	X	X	X
	Establishments with 50 to 99 employees	475	X	X	X
	Establishments with 100 to 249 employees	330	X	X	X
	Establishments with 250 to 499 employees	91	X	X	X
	Establishments with 500 to 999 employees	37	X	X	X
	Establishments with 1,000 employees or more	19	X	X	X

See footnotes at end of table.

Table 5. Establishments, Employees, and Payroll by Industry and Employment Size of Establishments by County: 2004—Con.

[Excludes most government employees, railroad employees, and self-employed persons. Size class 1 to 4 employees includes establishments having payroll, but no employees, during mid-March pay period. For meaning of abbreviations and symbols, see introductory text. For explanation of terms, see Appendix A. For statement on reliability, see the note at the end of the table and Appendix C]

NAICS code	Geography, kind of business, and employment size class	Establishments (number)	Paid employees for pay period including March 12 (number)	First-quarter payroll (\$1,000)	Annual payroll (\$1,000)
	MORRIS—Con.				
11	Forestry, fishing & hunting, and agricultural support services (NAICS 113-115)				
	All establishments	11	19	102	764
	Establishments with 1 to 4 employees	9	X	X	X
	Establishments with 5 to 9 employees	2	X	X	X
	Establishments with 10 to 19 employees	-	X	X	X
	Establishments with 20 to 49 employees	-	X	X	X
	Establishments with 50 to 99 employees	-	X	X	X
	Establishments with 100 to 249 employees	-	X	X	X
	Establishments with 250 to 499 employees	-	X	X	X
	Establishments with 500 to 999 employees	-	X	X	X
	Establishments with 1,000 employees or more	-	X	X	X
21	Mining				
	All establishments	6	762	10 844	49 058
	Establishments with 1 to 4 employees	-	X	X	X
	Establishments with 5 to 9 employees	1	X	X	X
	Establishments with 10 to 19 employees	-	X	X	X
	Establishments with 20 to 49 employees	2	X	X	X
	Establishments with 50 to 99 employees	2	X	X	X
	Establishments with 100 to 249 employees	-	X	X	X
	Establishments with 250 to 499 employees	-	X	X	X
	Establishments with 500 to 999 employees	1	X	X	X
	Establishments with 1,000 employees or more	-	X	X	X
212	Mining (except oil and gas)				
	All establishments	5	f	D	D
	Establishments with 1 to 4 employees	-	X	X	X
	Establishments with 5 to 9 employees	-	X	X	X
	Establishments with 10 to 19 employees	-	X	X	X
	Establishments with 20 to 49 employees	2	X	X	X
	Establishments with 50 to 99 employees	2	X	X	X
	Establishments with 100 to 249 employees	-	X	X	X
	Establishments with 250 to 499 employees	-	X	X	X
	Establishments with 500 to 999 employees	1	X	X	X
	Establishments with 1,000 employees or more	-	X	X	X
2123	Nonmetallic mineral mining and quarrying				
	All establishments	5	f	D	D
	Establishments with 1 to 4 employees	-	X	X	X
	Establishments with 5 to 9 employees	-	X	X	X
	Establishments with 10 to 19 employees	-	X	X	X
	Establishments with 20 to 49 employees	2	X	X	X
	Establishments with 50 to 99 employees	2	X	X	X
	Establishments with 100 to 249 employees	-	X	X	X
	Establishments with 250 to 499 employees	-	X	X	X
	Establishments with 500 to 999 employees	1	X	X	X
	Establishments with 1,000 employees or more	-	X	X	X
21231	Stone mining and quarrying				
	All establishments	4	c	D	D
	Establishments with 1 to 4 employees	-	X	X	X
	Establishments with 5 to 9 employees	-	X	X	X
	Establishments with 10 to 19 employees	-	X	X	X
	Establishments with 20 to 49 employees	2	X	X	X
	Establishments with 50 to 99 employees	2	X	X	X
	Establishments with 100 to 249 employees	-	X	X	X
	Establishments with 250 to 499 employees	-	X	X	X
	Establishments with 500 to 999 employees	-	X	X	X
	Establishments with 1,000 employees or more	-	X	X	X
212319	Other crushed and broken stone mining and quarrying				
	All establishments	3	c	D	D
	Establishments with 1 to 4 employees	-	X	X	X
	Establishments with 5 to 9 employees	-	X	X	X
	Establishments with 10 to 19 employees	-	X	X	X
	Establishments with 20 to 49 employees	1	X	X	X
	Establishments with 50 to 99 employees	2	X	X	X
	Establishments with 100 to 249 employees	-	X	X	X
	Establishments with 250 to 499 employees	-	X	X	X
	Establishments with 500 to 999 employees	-	X	X	X
	Establishments with 1,000 employees or more	-	X	X	X
21239	Other nonmetallic mineral mining and quarrying				
	All establishments	1	f	D	D
	Establishments with 1 to 4 employees	-	X	X	X
	Establishments with 5 to 9 employees	-	X	X	X
	Establishments with 10 to 19 employees	-	X	X	X
	Establishments with 20 to 49 employees	-	X	X	X
	Establishments with 50 to 99 employees	-	X	X	X
	Establishments with 100 to 249 employees	-	X	X	X
	Establishments with 250 to 499 employees	-	X	X	X
	Establishments with 500 to 999 employees	1	X	X	X
	Establishments with 1,000 employees or more	-	X	X	X

See footnotes at end of table.

Table 5. Establishments, Employees, and Payroll by Industry and Employment Size of Establishments by County: 2004—Con.

[Excludes most government employees, railroad employees, and self-employed persons. Size class 1 to 4 employees includes establishments having payroll, but no employees, during mid-March pay period. For meaning of abbreviations and symbols, see introductory text. For explanation of terms, see Appendix A. For statement on reliability, see the note at the end of the table and Appendix C]

NAICS code	Geography, kind of business, and employment size class	Establishments (number)	Paid employees for pay period including March 12 (number)	First-quarter payroll (\$1,000)	Annual payroll (\$1,000)
	MORRIS—Con.				
21	Mining—Con.				
212	Mining (except oil and gas)—Con.				
2123	Nonmetallic mineral mining and quarrying—Con.				
21239	Other nonmetallic mineral mining and quarrying—Con.				
212391	Potash, soda, and borate mineral mining				
	All establishments	1	f	D	D
	Establishments with 1 to 4 employees	—	X	X	X
	Establishments with 5 to 9 employees	—	X	X	X
	Establishments with 10 to 19 employees	—	X	X	X
	Establishments with 20 to 49 employees	—	X	X	X
	Establishments with 50 to 99 employees	—	X	X	X
	Establishments with 100 to 249 employees	—	X	X	X
	Establishments with 250 to 499 employees	—	X	X	X
	Establishments with 500 to 999 employees	1	X	X	X
	Establishments with 1,000 employees or more	—	X	X	X
22	Utilities				
	All establishments	25	678	11 325	46 706
	Establishments with 1 to 4 employees	8	X	X	X
	Establishments with 5 to 9 employees	3	X	X	X
	Establishments with 10 to 19 employees	4	X	X	X
	Establishments with 20 to 49 employees	5	X	X	X
	Establishments with 50 to 99 employees	4	X	X	X
	Establishments with 100 to 249 employees	1	X	X	X
	Establishments with 250 to 499 employees	—	X	X	X
	Establishments with 500 to 999 employees	—	X	X	X
	Establishments with 1,000 employees or more	—	X	X	X
221	Utilities				
	All establishments	25	678	11 325	46 706
	Establishments with 1 to 4 employees	8	X	X	X
	Establishments with 5 to 9 employees	3	X	X	X
	Establishments with 10 to 19 employees	4	X	X	X
	Establishments with 20 to 49 employees	5	X	X	X
	Establishments with 50 to 99 employees	4	X	X	X
	Establishments with 100 to 249 employees	1	X	X	X
	Establishments with 250 to 499 employees	—	X	X	X
	Establishments with 500 to 999 employees	—	X	X	X
	Establishments with 1,000 employees or more	—	X	X	X
2211	Electric power generation, transmission, and distribution				
	All establishments	20	578	10 099	41 137
	Establishments with 1 to 4 employees	7	X	X	X
	Establishments with 5 to 9 employees	2	X	X	X
	Establishments with 10 to 19 employees	3	X	X	X
	Establishments with 20 to 49 employees	4	X	X	X
	Establishments with 50 to 99 employees	3	X	X	X
	Establishments with 100 to 249 employees	1	X	X	X
	Establishments with 250 to 499 employees	—	X	X	X
	Establishments with 500 to 999 employees	—	X	X	X
	Establishments with 1,000 employees or more	—	X	X	X
22112	Electric power transmission, control, and distribution				
	All establishments	15	f	D	D
	Establishments with 1 to 4 employees	5	X	X	X
	Establishments with 5 to 9 employees	1	X	X	X
	Establishments with 10 to 19 employees	1	X	X	X
	Establishments with 20 to 49 employees	4	X	X	X
	Establishments with 50 to 99 employees	3	X	X	X
	Establishments with 100 to 249 employees	1	X	X	X
	Establishments with 250 to 499 employees	—	X	X	X
	Establishments with 500 to 999 employees	—	X	X	X
	Establishments with 1,000 employees or more	—	X	X	X
221122	Electric power distribution				
	All establishments	15	f	D	D
	Establishments with 1 to 4 employees	5	X	X	X
	Establishments with 5 to 9 employees	1	X	X	X
	Establishments with 10 to 19 employees	1	X	X	X
	Establishments with 20 to 49 employees	4	X	X	X
	Establishments with 50 to 99 employees	3	X	X	X
	Establishments with 100 to 249 employees	1	X	X	X
	Establishments with 250 to 499 employees	—	X	X	X
	Establishments with 500 to 999 employees	—	X	X	X
	Establishments with 1,000 employees or more	—	X	X	X
23	Construction				
	All establishments	1 919	12 580	143 290	689 014
	Establishments with 1 to 4 employees	1 325	X	X	X
	Establishments with 5 to 9 employees	339	X	X	X
	Establishments with 10 to 19 employees	148	X	X	X
	Establishments with 20 to 49 employees	76	X	X	X
	Establishments with 50 to 99 employees	17	X	X	X
	Establishments with 100 to 249 employees	11	X	X	X
	Establishments with 250 to 499 employees	2	X	X	X
	Establishments with 500 to 999 employees	1	X	X	X
	Establishments with 1,000 employees or more	—	X	X	X

See footnotes at end of table.

Table 5. Establishments, Employees, and Payroll by Industry and Employment Size of Establishments by County: 2004—Con.

[Excludes most government employees, railroad employees, and self-employed persons. Size class 1 to 4 employees includes establishments having payroll, but no employees, during mid-March pay period. For meaning of abbreviations and symbols, see introductory text. For explanation of terms, see Appendix A. For statement on reliability, see the note at the end of the table and Appendix C]

NAICS code	Geography, kind of business, and employment size class	Establishments (number)	Paid employees for pay period including March 12 (number)	First-quarter payroll (\$1,000)	Annual payroll (\$1,000)
	MORRIS—Con.				
23	Construction—Con.				
236	Construction of buildings				
	All establishments	552	3 233	36 566	167 862
	Establishments with 1 to 4 employees	390	X	X	X
	Establishments with 5 to 9 employees	105	X	X	X
	Establishments with 10 to 19 employees	43	X	X	X
	Establishments with 20 to 49 employees	8	X	X	X
	Establishments with 50 to 99 employees	4	X	X	X
	Establishments with 100 to 249 employees	1	X	X	X
	Establishments with 250 to 499 employees	—	X	X	X
	Establishments with 500 to 999 employees	1	X	X	X
	Establishments with 1,000 employees or more	—	X	X	X
2361	Residential building construction				
	All establishments	473	1 663	13 949	69 461
	Establishments with 1 to 4 employees	353	X	X	X
	Establishments with 5 to 9 employees	88	X	X	X
	Establishments with 10 to 19 employees	29	X	X	X
	Establishments with 20 to 49 employees	2	X	X	X
	Establishments with 50 to 99 employees	1	X	X	X
	Establishments with 100 to 249 employees	—	X	X	X
	Establishments with 250 to 499 employees	—	X	X	X
	Establishments with 500 to 999 employees	—	X	X	X
	Establishments with 1,000 employees or more	—	X	X	X
23611	Residential building construction				
	All establishments	473	1 663	13 949	69 461
	Establishments with 1 to 4 employees	353	X	X	X
	Establishments with 5 to 9 employees	88	X	X	X
	Establishments with 10 to 19 employees	29	X	X	X
	Establishments with 20 to 49 employees	2	X	X	X
	Establishments with 50 to 99 employees	1	X	X	X
	Establishments with 100 to 249 employees	—	X	X	X
	Establishments with 250 to 499 employees	—	X	X	X
	Establishments with 500 to 999 employees	—	X	X	X
	Establishments with 1,000 employees or more	—	X	X	X
236115	New single-family housing construction (except operative builders)				
	All establishments	252	851	7 136	36 714
	Establishments with 1 to 4 employees	190	X	X	X
	Establishments with 5 to 9 employees	50	X	X	X
	Establishments with 10 to 19 employees	10	X	X	X
	Establishments with 20 to 49 employees	1	X	X	X
	Establishments with 50 to 99 employees	1	X	X	X
	Establishments with 100 to 249 employees	—	X	X	X
	Establishments with 250 to 499 employees	—	X	X	X
	Establishments with 500 to 999 employees	—	X	X	X
	Establishments with 1,000 employees or more	—	X	X	X
236118	Residential remodelers				
	All establishments	195	712	5 845	27 274
	Establishments with 1 to 4 employees	144	X	X	X
	Establishments with 5 to 9 employees	34	X	X	X
	Establishments with 10 to 19 employees	16	X	X	X
	Establishments with 20 to 49 employees	1	X	X	X
	Establishments with 50 to 99 employees	—	X	X	X
	Establishments with 100 to 249 employees	—	X	X	X
	Establishments with 250 to 499 employees	—	X	X	X
	Establishments with 500 to 999 employees	—	X	X	X
	Establishments with 1,000 employees or more	—	X	X	X
2362	Nonresidential building construction				
	All establishments	79	1 570	22 617	98 401
	Establishments with 1 to 4 employees	37	X	X	X
	Establishments with 5 to 9 employees	17	X	X	X
	Establishments with 10 to 19 employees	14	X	X	X
	Establishments with 20 to 49 employees	6	X	X	X
	Establishments with 50 to 99 employees	3	X	X	X
	Establishments with 100 to 249 employees	1	X	X	X
	Establishments with 250 to 499 employees	—	X	X	X
	Establishments with 500 to 999 employees	1	X	X	X
	Establishments with 1,000 employees or more	—	X	X	X
23622	Commercial and institutional building construction				
	All establishments	78	g	D	D
	Establishments with 1 to 4 employees	37	X	X	X
	Establishments with 5 to 9 employees	16	X	X	X
	Establishments with 10 to 19 employees	14	X	X	X
	Establishments with 20 to 49 employees	6	X	X	X
	Establishments with 50 to 99 employees	3	X	X	X
	Establishments with 100 to 249 employees	1	X	X	X
	Establishments with 250 to 499 employees	—	X	X	X
	Establishments with 500 to 999 employees	1	X	X	X
	Establishments with 1,000 employees or more	—	X	X	X

See footnotes at end of table.

Table 5. Establishments, Employees, and Payroll by Industry and Employment Size of Establishments by County: 2004—Con.

[Excludes most government employees, railroad employees, and self-employed persons. Size class 1 to 4 employees includes establishments having payroll, but no employees, during mid-March pay period. For meaning of abbreviations and symbols, see introductory text. For explanation of terms, see Appendix A. For statement on reliability, see the note at the end of the table and Appendix C]

NAICS code	Geography, kind of business, and employment size class	Establishments (number)	Paid employees for pay period including March 12 (number)	First-quarter payroll (\$1,000)	Annual payroll (\$1,000)
MORRIS—Con.					
23	Construction—Con.				
236	Construction of buildings—Con.				
2362	Nonresidential building construction—Con.				
23622	Commercial and institutional building construction—Con.				
236220	Commercial and institutional building construction				
	All establishments	78	g	D	D
	Establishments with 1 to 4 employees	37	X	X	X
	Establishments with 5 to 9 employees	16	X	X	X
	Establishments with 10 to 19 employees	14	X	X	X
	Establishments with 20 to 49 employees	6	X	X	X
	Establishments with 50 to 99 employees	3	X	X	X
	Establishments with 100 to 249 employees	1	X	X	X
	Establishments with 250 to 499 employees	—	X	X	X
	Establishments with 500 to 999 employees	1	X	X	X
	Establishments with 1,000 employees or more	—	X	X	X
237	Heavy and civil engineering construction				
	All establishments	91	1 046	12 639	70 166
	Establishments with 1 to 4 employees	59	X	X	X
	Establishments with 5 to 9 employees	16	X	X	X
	Establishments with 10 to 19 employees	9	X	X	X
	Establishments with 20 to 49 employees	4	X	X	X
	Establishments with 50 to 99 employees	—	X	X	X
	Establishments with 100 to 249 employees	2	X	X	X
	Establishments with 250 to 499 employees	1	X	X	X
	Establishments with 500 to 999 employees	—	X	X	X
	Establishments with 1,000 employees or more	—	X	X	X
2371	Utility system construction				
	All establishments	27	493	6 214	28 458
	Establishments with 1 to 4 employees	12	X	X	X
	Establishments with 5 to 9 employees	7	X	X	X
	Establishments with 10 to 19 employees	5	X	X	X
	Establishments with 20 to 49 employees	2	X	X	X
	Establishments with 50 to 99 employees	—	X	X	X
	Establishments with 100 to 249 employees	—	X	X	X
	Establishments with 250 to 499 employees	1	X	X	X
	Establishments with 500 to 999 employees	—	X	X	X
	Establishments with 1,000 employees or more	—	X	X	X
23711	Water and sewer line and related structures construction				
	All establishments	18	397	4 432	20 320
	Establishments with 1 to 4 employees	9	X	X	X
	Establishments with 5 to 9 employees	5	X	X	X
	Establishments with 10 to 19 employees	2	X	X	X
	Establishments with 20 to 49 employees	1	X	X	X
	Establishments with 50 to 99 employees	—	X	X	X
	Establishments with 100 to 249 employees	—	X	X	X
	Establishments with 250 to 499 employees	1	X	X	X
	Establishments with 500 to 999 employees	—	X	X	X
	Establishments with 1,000 employees or more	—	X	X	X
237110	Water and sewer line and related structures construction				
	All establishments	18	397	4 432	20 320
	Establishments with 1 to 4 employees	9	X	X	X
	Establishments with 5 to 9 employees	5	X	X	X
	Establishments with 10 to 19 employees	2	X	X	X
	Establishments with 20 to 49 employees	1	X	X	X
	Establishments with 50 to 99 employees	—	X	X	X
	Establishments with 100 to 249 employees	—	X	X	X
	Establishments with 250 to 499 employees	1	X	X	X
	Establishments with 500 to 999 employees	—	X	X	X
	Establishments with 1,000 employees or more	—	X	X	X
2372	Land subdivision				
	All establishments	28	115	1 210	6 147
	Establishments with 1 to 4 employees	20	X	X	X
	Establishments with 5 to 9 employees	4	X	X	X
	Establishments with 10 to 19 employees	4	X	X	X
	Establishments with 20 to 49 employees	—	X	X	X
	Establishments with 50 to 99 employees	—	X	X	X
	Establishments with 100 to 249 employees	—	X	X	X
	Establishments with 250 to 499 employees	—	X	X	X
	Establishments with 500 to 999 employees	—	X	X	X
	Establishments with 1,000 employees or more	—	X	X	X
23721	Land subdivision				
	All establishments	28	115	1 210	6 147
	Establishments with 1 to 4 employees	20	X	X	X
	Establishments with 5 to 9 employees	4	X	X	X
	Establishments with 10 to 19 employees	4	X	X	X
	Establishments with 20 to 49 employees	—	X	X	X
	Establishments with 50 to 99 employees	—	X	X	X
	Establishments with 100 to 249 employees	—	X	X	X
	Establishments with 250 to 499 employees	—	X	X	X
	Establishments with 500 to 999 employees	—	X	X	X
	Establishments with 1,000 employees or more	—	X	X	X

See footnotes at end of table.

Table 5. **Establishments, Employees, and Payroll by Industry and Employment Size of Establishments by County: 2004—Con.**

[Excludes most government employees, railroad employees, and self-employed persons. Size class 1 to 4 employees includes establishments having payroll, but no employees, during mid-March pay period. For meaning of abbreviations and symbols, see introductory text. For explanation of terms, see Appendix A. For statement on reliability, see the note at the end of the table and Appendix C]

NAICS code	Geography, kind of business, and employment size class	Establishments (number)	Paid employees for pay period including March 12 (number)	First-quarter payroll (\$1,000)	Annual payroll (\$1,000)
23	MORRIS—Con.				
	Construction—Con.				
237	Heavy and civil engineering construction—Con.				
2372	Land subdivision—Con.				
23721	Land subdivision—Con.				
237210	Land subdivision				
	All establishments	28	115	1 210	6 147
	Establishments with 1 to 4 employees	20	X	X	X
	Establishments with 5 to 9 employees	4	X	X	X
	Establishments with 10 to 19 employees	4	X	X	X
	Establishments with 20 to 49 employees	—	X	X	X
	Establishments with 50 to 99 employees	—	X	X	X
	Establishments with 100 to 249 employees	—	X	X	X
	Establishments with 250 to 499 employees	—	X	X	X
	Establishments with 500 to 999 employees	—	X	X	X
	Establishments with 1,000 employees or more	—	X	X	X
2373	Highway, street, and bridge construction				
	All establishments	27	229	1 962	21 277
	Establishments with 1 to 4 employees	20	X	X	X
	Establishments with 5 to 9 employees	4	X	X	X
	Establishments with 10 to 19 employees	—	X	X	X
	Establishments with 20 to 49 employees	2	X	X	X
	Establishments with 50 to 99 employees	—	X	X	X
	Establishments with 100 to 249 employees	1	X	X	X
	Establishments with 250 to 499 employees	—	X	X	X
	Establishments with 500 to 999 employees	—	X	X	X
	Establishments with 1,000 employees or more	—	X	X	X
23731	Highway, street, and bridge construction				
	All establishments	27	229	1 962	21 277
	Establishments with 1 to 4 employees	20	X	X	X
	Establishments with 5 to 9 employees	4	X	X	X
	Establishments with 10 to 19 employees	—	X	X	X
	Establishments with 20 to 49 employees	2	X	X	X
	Establishments with 50 to 99 employees	—	X	X	X
	Establishments with 100 to 249 employees	1	X	X	X
	Establishments with 250 to 499 employees	—	X	X	X
	Establishments with 500 to 999 employees	—	X	X	X
	Establishments with 1,000 employees or more	—	X	X	X
237310	Highway, street, and bridge construction				
	All establishments	27	229	1 962	21 277
	Establishments with 1 to 4 employees	20	X	X	X
	Establishments with 5 to 9 employees	4	X	X	X
	Establishments with 10 to 19 employees	—	X	X	X
	Establishments with 20 to 49 employees	2	X	X	X
	Establishments with 50 to 99 employees	—	X	X	X
	Establishments with 100 to 249 employees	1	X	X	X
	Establishments with 250 to 499 employees	—	X	X	X
	Establishments with 500 to 999 employees	—	X	X	X
	Establishments with 1,000 employees or more	—	X	X	X
2379	Other heavy and civil engineering construction				
	All establishments	9	209	3 253	14 284
	Establishments with 1 to 4 employees	7	X	X	X
	Establishments with 5 to 9 employees	1	X	X	X
	Establishments with 10 to 19 employees	—	X	X	X
	Establishments with 20 to 49 employees	—	X	X	X
	Establishments with 50 to 99 employees	—	X	X	X
	Establishments with 100 to 249 employees	1	X	X	X
	Establishments with 250 to 499 employees	—	X	X	X
	Establishments with 500 to 999 employees	—	X	X	X
	Establishments with 1,000 employees or more	—	X	X	X
23799	Other heavy and civil engineering construction				
	All establishments	9	209	3 253	14 284
	Establishments with 1 to 4 employees	7	X	X	X
	Establishments with 5 to 9 employees	1	X	X	X
	Establishments with 10 to 19 employees	—	X	X	X
	Establishments with 20 to 49 employees	—	X	X	X
	Establishments with 50 to 99 employees	—	X	X	X
	Establishments with 100 to 249 employees	1	X	X	X
	Establishments with 250 to 499 employees	—	X	X	X
	Establishments with 500 to 999 employees	—	X	X	X
	Establishments with 1,000 employees or more	—	X	X	X
237990	Other heavy and civil engineering construction				
	All establishments	9	209	3 253	14 284
	Establishments with 1 to 4 employees	7	X	X	X
	Establishments with 5 to 9 employees	1	X	X	X
	Establishments with 10 to 19 employees	—	X	X	X
	Establishments with 20 to 49 employees	—	X	X	X
	Establishments with 50 to 99 employees	—	X	X	X
	Establishments with 100 to 249 employees	1	X	X	X
	Establishments with 250 to 499 employees	—	X	X	X
	Establishments with 500 to 999 employees	—	X	X	X
	Establishments with 1,000 employees or more	—	X	X	X

See footnotes at end of table.

Table 5. Establishments, Employees, and Payroll by Industry and Employment Size of Establishments by County: 2004—Con.

[Excludes most government employees, railroad employees, and self-employed persons. Size class 1 to 4 employees includes establishments having payroll, but no employees, during mid-March pay period. For meaning of abbreviations and symbols, see introductory text. For explanation of terms, see Appendix A. For statement on reliability, see the note at the end of the table and Appendix C]

NAICS code	Geography, kind of business, and employment size class	Establishments (number)	Paid employees for pay period including March 12 (number)	First-quarter payroll (\$1,000)	Annual payroll (\$1,000)
23	MORRIS—Con.				
238	Construction—Con.				
	Specialty trade contractors				
	All establishments	1 276	8 301	94 085	450 986
	Establishments with 1 to 4 employees	876	X	X	X
	Establishments with 5 to 9 employees	218	X	X	X
	Establishments with 10 to 19 employees	96	X	X	X
	Establishments with 20 to 49 employees	64	X	X	X
	Establishments with 50 to 99 employees	13	X	X	X
	Establishments with 100 to 249 employees	8	X	X	X
	Establishments with 250 to 499 employees	1	X	X	X
	Establishments with 500 to 999 employees	—	X	X	X
	Establishments with 1,000 employees or more	—	X	X	X
2381	Foundation, structure, and building exterior contractors				
	All establishments	234	1 294	11 603	66 592
	Establishments with 1 to 4 employees	172	X	X	X
	Establishments with 5 to 9 employees	34	X	X	X
	Establishments with 10 to 19 employees	14	X	X	X
	Establishments with 20 to 49 employees	12	X	X	X
	Establishments with 50 to 99 employees	—	X	X	X
	Establishments with 100 to 249 employees	2	X	X	X
	Establishments with 250 to 499 employees	—	X	X	X
	Establishments with 500 to 999 employees	—	X	X	X
	Establishments with 1,000 employees or more	—	X	X	X
23811	Poured concrete foundation and structure contractors				
	All establishments	32	390	4 445	27 017
	Establishments with 1 to 4 employees	22	X	X	X
	Establishments with 5 to 9 employees	6	X	X	X
	Establishments with 10 to 19 employees	1	X	X	X
	Establishments with 20 to 49 employees	1	X	X	X
	Establishments with 50 to 99 employees	—	X	X	X
	Establishments with 100 to 249 employees	2	X	X	X
	Establishments with 250 to 499 employees	—	X	X	X
	Establishments with 500 to 999 employees	—	X	X	X
	Establishments with 1,000 employees or more	—	X	X	X
238110	Poured concrete foundation and structure contractors				
	All establishments	32	390	4 445	27 017
	Establishments with 1 to 4 employees	22	X	X	X
	Establishments with 5 to 9 employees	6	X	X	X
	Establishments with 10 to 19 employees	1	X	X	X
	Establishments with 20 to 49 employees	1	X	X	X
	Establishments with 50 to 99 employees	—	X	X	X
	Establishments with 100 to 249 employees	2	X	X	X
	Establishments with 250 to 499 employees	—	X	X	X
	Establishments with 500 to 999 employees	—	X	X	X
	Establishments with 1,000 employees or more	—	X	X	X
23813	Framing contractors				
	All establishments	26	178	1 567	7 204
	Establishments with 1 to 4 employees	14	X	X	X
	Establishments with 5 to 9 employees	7	X	X	X
	Establishments with 10 to 19 employees	2	X	X	X
	Establishments with 20 to 49 employees	3	X	X	X
	Establishments with 50 to 99 employees	—	X	X	X
	Establishments with 100 to 249 employees	—	X	X	X
	Establishments with 250 to 499 employees	—	X	X	X
	Establishments with 500 to 999 employees	—	X	X	X
	Establishments with 1,000 employees or more	—	X	X	X
238130	Framing contractors				
	All establishments	26	178	1 567	7 204
	Establishments with 1 to 4 employees	14	X	X	X
	Establishments with 5 to 9 employees	7	X	X	X
	Establishments with 10 to 19 employees	2	X	X	X
	Establishments with 20 to 49 employees	3	X	X	X
	Establishments with 50 to 99 employees	—	X	X	X
	Establishments with 100 to 249 employees	—	X	X	X
	Establishments with 250 to 499 employees	—	X	X	X
	Establishments with 500 to 999 employees	—	X	X	X
	Establishments with 1,000 employees or more	—	X	X	X
23814	Masonry contractors				
	All establishments	75	196	1 238	8 335
	Establishments with 1 to 4 employees	62	X	X	X
	Establishments with 5 to 9 employees	10	X	X	X
	Establishments with 10 to 19 employees	2	X	X	X
	Establishments with 20 to 49 employees	1	X	X	X
	Establishments with 50 to 99 employees	—	X	X	X
	Establishments with 100 to 249 employees	—	X	X	X
	Establishments with 250 to 499 employees	—	X	X	X
	Establishments with 500 to 999 employees	—	X	X	X
	Establishments with 1,000 employees or more	—	X	X	X

See footnotes at end of table.

Table 5. Establishments, Employees, and Payroll by Industry and Employment Size of Establishments by County: 2004—Con.

[Excludes most government employees, railroad employees, and self-employed persons. Size class 1 to 4 employees includes establishments having payroll, but no employees, during mid-March pay period. For meaning of abbreviations and symbols, see introductory text. For explanation of terms, see Appendix A. For statement on reliability, see the note at the end of the table and Appendix C]

NAICS code	Geography, kind of business, and employment size class	Establishments (number)	Paid employees for pay period including March 12 (number)	First-quarter payroll (\$1,000)	Annual payroll (\$1,000)
23	MORRIS—Con.				
	Construction—Con.				
238	Specialty trade contractors—Con.				
2381	Foundation, structure, and building exterior contractors—Con.				
23814	Masonry contractors—Con.				
238140	Masonry contractors				
	All establishments	75	196	1 238	8 335
	Establishments with 1 to 4 employees	62	X	X	X
	Establishments with 5 to 9 employees	10	X	X	X
	Establishments with 10 to 19 employees	2	X	X	X
	Establishments with 20 to 49 employees	1	X	X	X
	Establishments with 50 to 99 employees	—	X	X	X
	Establishments with 100 to 249 employees	—	X	X	X
	Establishments with 250 to 499 employees	—	X	X	X
	Establishments with 500 to 999 employees	—	X	X	X
	Establishments with 1,000 employees or more	—	X	X	X
23816	Roofing contractors				
	All establishments	45	248	1 857	11 893
	Establishments with 1 to 4 employees	33	X	X	X
	Establishments with 5 to 9 employees	3	X	X	X
	Establishments with 10 to 19 employees	5	X	X	X
	Establishments with 20 to 49 employees	4	X	X	X
	Establishments with 50 to 99 employees	—	X	X	X
	Establishments with 100 to 249 employees	—	X	X	X
	Establishments with 250 to 499 employees	—	X	X	X
	Establishments with 500 to 999 employees	—	X	X	X
	Establishments with 1,000 employees or more	—	X	X	X
238160	Roofing contractors				
	All establishments	45	248	1 857	11 893
	Establishments with 1 to 4 employees	33	X	X	X
	Establishments with 5 to 9 employees	3	X	X	X
	Establishments with 10 to 19 employees	5	X	X	X
	Establishments with 20 to 49 employees	4	X	X	X
	Establishments with 50 to 99 employees	—	X	X	X
	Establishments with 100 to 249 employees	—	X	X	X
	Establishments with 250 to 499 employees	—	X	X	X
	Establishments with 500 to 999 employees	—	X	X	X
	Establishments with 1,000 employees or more	—	X	X	X
23817	Siding contractors				
	All establishments	31	113	732	4 300
	Establishments with 1 to 4 employees	25	X	X	X
	Establishments with 5 to 9 employees	4	X	X	X
	Establishments with 10 to 19 employees	2	X	X	X
	Establishments with 20 to 49 employees	—	X	X	X
	Establishments with 50 to 99 employees	—	X	X	X
	Establishments with 100 to 249 employees	—	X	X	X
	Establishments with 250 to 499 employees	—	X	X	X
	Establishments with 500 to 999 employees	—	X	X	X
	Establishments with 1,000 employees or more	—	X	X	X
238170	Siding contractors				
	All establishments	31	113	732	4 300
	Establishments with 1 to 4 employees	25	X	X	X
	Establishments with 5 to 9 employees	4	X	X	X
	Establishments with 10 to 19 employees	2	X	X	X
	Establishments with 20 to 49 employees	—	X	X	X
	Establishments with 50 to 99 employees	—	X	X	X
	Establishments with 100 to 249 employees	—	X	X	X
	Establishments with 250 to 499 employees	—	X	X	X
	Establishments with 500 to 999 employees	—	X	X	X
	Establishments with 1,000 employees or more	—	X	X	X
2382	Building equipment contractors				
	All establishments	539	4 899	63 178	276 067
	Establishments with 1 to 4 employees	319	X	X	X
	Establishments with 5 to 9 employees	106	X	X	X
	Establishments with 10 to 19 employees	58	X	X	X
	Establishments with 20 to 49 employees	40	X	X	X
	Establishments with 50 to 99 employees	11	X	X	X
	Establishments with 100 to 249 employees	4	X	X	X
	Establishments with 250 to 499 employees	1	X	X	X
	Establishments with 500 to 999 employees	—	X	X	X
	Establishments with 1,000 employees or more	—	X	X	X
23821	Electrical Contractors				
	All establishments	252	2 164	26 018	111 124
	Establishments with 1 to 4 employees	161	X	X	X
	Establishments with 5 to 9 employees	44	X	X	X
	Establishments with 10 to 19 employees	23	X	X	X
	Establishments with 20 to 49 employees	15	X	X	X
	Establishments with 50 to 99 employees	7	X	X	X
	Establishments with 100 to 249 employees	2	X	X	X
	Establishments with 250 to 499 employees	—	X	X	X
	Establishments with 500 to 999 employees	—	X	X	X
	Establishments with 1,000 employees or more	—	X	X	X

See footnotes at end of table.

Table 5. Establishments, Employees, and Payroll by Industry and Employment Size of Establishments by County: 2004—Con.

[Excludes most government employees, railroad employees, and self-employed persons. Size class 1 to 4 employees includes establishments having payroll, but no employees, during mid-March pay period. For meaning of abbreviations and symbols, see introductory text. For explanation of terms, see Appendix A. For statement on reliability, see the note at the end of the table and Appendix C]

NAICS code	Geography, kind of business, and employment size class	Establishments (number)	Paid employees for pay period including March 12 (number)	First-quarter payroll (\$1,000)	Annual payroll (\$1,000)
23	MORRIS—Con.				
	Construction—Con.				
238	Specialty trade contractors—Con.				
2382	Building equipment contractors—Con.				
23821	Electrical Contractors—Con.				
238210	Electrical Contractors				
	All establishments	252	2 164	26 018	111 124
	Establishments with 1 to 4 employees	161	X	X	X
	Establishments with 5 to 9 employees	44	X	X	X
	Establishments with 10 to 19 employees	23	X	X	X
	Establishments with 20 to 49 employees	15	X	X	X
	Establishments with 50 to 99 employees	7	X	X	X
	Establishments with 100 to 249 employees	2	X	X	X
	Establishments with 250 to 499 employees	—	X	X	X
	Establishments with 500 to 999 employees	—	X	X	X
	Establishments with 1,000 employees or more	—	X	X	X
23822	Plumbing, heating, and air-conditioning contractors				
	All establishments	267	2 389	31 169	140 009
	Establishments with 1 to 4 employees	150	X	X	X
	Establishments with 5 to 9 employees	59	X	X	X
	Establishments with 10 to 19 employees	33	X	X	X
	Establishments with 20 to 49 employees	20	X	X	X
	Establishments with 50 to 99 employees	2	X	X	X
	Establishments with 100 to 249 employees	2	X	X	X
	Establishments with 250 to 499 employees	1	X	X	X
	Establishments with 500 to 999 employees	—	X	X	X
	Establishments with 1,000 employees or more	—	X	X	X
238220	Plumbing, heating, and air-conditioning contractors				
	All establishments	267	2 389	31 169	140 009
	Establishments with 1 to 4 employees	150	X	X	X
	Establishments with 5 to 9 employees	59	X	X	X
	Establishments with 10 to 19 employees	33	X	X	X
	Establishments with 20 to 49 employees	20	X	X	X
	Establishments with 50 to 99 employees	2	X	X	X
	Establishments with 100 to 249 employees	2	X	X	X
	Establishments with 250 to 499 employees	1	X	X	X
	Establishments with 500 to 999 employees	—	X	X	X
	Establishments with 1,000 employees or more	—	X	X	X
23829	Other building equipment contractors				
	All establishments	20	346	5 991	24 934
	Establishments with 1 to 4 employees	8	X	X	X
	Establishments with 5 to 9 employees	3	X	X	X
	Establishments with 10 to 19 employees	2	X	X	X
	Establishments with 20 to 49 employees	5	X	X	X
	Establishments with 50 to 99 employees	2	X	X	X
	Establishments with 100 to 249 employees	—	X	X	X
	Establishments with 250 to 499 employees	—	X	X	X
	Establishments with 500 to 999 employees	—	X	X	X
	Establishments with 1,000 employees or more	—	X	X	X
238290	Other building equipment contractors				
	All establishments	20	346	5 991	24 934
	Establishments with 1 to 4 employees	8	X	X	X
	Establishments with 5 to 9 employees	3	X	X	X
	Establishments with 10 to 19 employees	2	X	X	X
	Establishments with 20 to 49 employees	5	X	X	X
	Establishments with 50 to 99 employees	2	X	X	X
	Establishments with 100 to 249 employees	—	X	X	X
	Establishments with 250 to 499 employees	—	X	X	X
	Establishments with 500 to 999 employees	—	X	X	X
	Establishments with 1,000 employees or more	—	X	X	X
2383	Building finishing contractors				
	All establishments	328	1 200	9 636	50 547
	Establishments with 1 to 4 employees	253	X	X	X
	Establishments with 5 to 9 employees	55	X	X	X
	Establishments with 10 to 19 employees	9	X	X	X
	Establishments with 20 to 49 employees	10	X	X	X
	Establishments with 50 to 99 employees	1	X	X	X
	Establishments with 100 to 249 employees	—	X	X	X
	Establishments with 250 to 499 employees	—	X	X	X
	Establishments with 500 to 999 employees	—	X	X	X
	Establishments with 1,000 employees or more	—	X	X	X
23831	Drywall and insulation contractors				
	All establishments	40	281	2 291	11 270
	Establishments with 1 to 4 employees	23	X	X	X
	Establishments with 5 to 9 employees	12	X	X	X
	Establishments with 10 to 19 employees	1	X	X	X
	Establishments with 20 to 49 employees	3	X	X	X
	Establishments with 50 to 99 employees	1	X	X	X
	Establishments with 100 to 249 employees	—	X	X	X
	Establishments with 250 to 499 employees	—	X	X	X
	Establishments with 500 to 999 employees	—	X	X	X
	Establishments with 1,000 employees or more	—	X	X	X

See footnotes at end of table.

Table 5. Establishments, Employees, and Payroll by Industry and Employment Size of Establishments by County: 2004—Con.

[Excludes most government employees, railroad employees, and self-employed persons. Size class 1 to 4 employees includes establishments having payroll, but no employees, during mid-March pay period. For meaning of abbreviations and symbols, see introductory text. For explanation of terms, see Appendix A. For statement on reliability, see the note at the end of the table and Appendix C]

NAICS code	Geography, kind of business, and employment size class	Establishments (number)	Paid employees for pay period including March 12 (number)	First-quarter payroll (\$1,000)	Annual payroll (\$1,000)
23	MORRIS—Con.				
	Construction—Con.				
238	Specialty trade contractors—Con.				
2383	Building finishing contractors—Con.				
23831	Drywall and insulation contractors—Con.				
238310	Drywall and insulation contractors				
	All establishments	40	281	2 291	11 270
	Establishments with 1 to 4 employees	23	X	X	X
	Establishments with 5 to 9 employees	12	X	X	X
	Establishments with 10 to 19 employees	1	X	X	X
	Establishments with 20 to 49 employees	3	X	X	X
	Establishments with 50 to 99 employees	1	X	X	X
	Establishments with 100 to 249 employees	—	X	X	X
	Establishments with 250 to 499 employees	—	X	X	X
	Establishments with 500 to 999 employees	—	X	X	X
	Establishments with 1,000 employees or more	—	X	X	X
23832	Painting and wall covering contractors				
	All establishments	108	309	1 657	9 693
	Establishments with 1 to 4 employees	86	X	X	X
	Establishments with 5 to 9 employees	16	X	X	X
	Establishments with 10 to 19 employees	4	X	X	X
	Establishments with 20 to 49 employees	2	X	X	X
	Establishments with 50 to 99 employees	—	X	X	X
	Establishments with 100 to 249 employees	—	X	X	X
	Establishments with 250 to 499 employees	—	X	X	X
	Establishments with 500 to 999 employees	—	X	X	X
	Establishments with 1,000 employees or more	—	X	X	X
238320	Painting and wall covering contractors				
	All establishments	108	309	1 657	9 693
	Establishments with 1 to 4 employees	86	X	X	X
	Establishments with 5 to 9 employees	16	X	X	X
	Establishments with 10 to 19 employees	4	X	X	X
	Establishments with 20 to 49 employees	2	X	X	X
	Establishments with 50 to 99 employees	—	X	X	X
	Establishments with 100 to 249 employees	—	X	X	X
	Establishments with 250 to 499 employees	—	X	X	X
	Establishments with 500 to 999 employees	—	X	X	X
	Establishments with 1,000 employees or more	—	X	X	X
23833	Flooring contractors				
	All establishments	31	114	912	4 417
	Establishments with 1 to 4 employees	25	X	X	X
	Establishments with 5 to 9 employees	3	X	X	X
	Establishments with 10 to 19 employees	2	X	X	X
	Establishments with 20 to 49 employees	1	X	X	X
	Establishments with 50 to 99 employees	—	X	X	X
	Establishments with 100 to 249 employees	—	X	X	X
	Establishments with 250 to 499 employees	—	X	X	X
	Establishments with 500 to 999 employees	—	X	X	X
	Establishments with 1,000 employees or more	—	X	X	X
238330	Flooring contractors				
	All establishments	31	114	912	4 417
	Establishments with 1 to 4 employees	25	X	X	X
	Establishments with 5 to 9 employees	3	X	X	X
	Establishments with 10 to 19 employees	2	X	X	X
	Establishments with 20 to 49 employees	1	X	X	X
	Establishments with 50 to 99 employees	—	X	X	X
	Establishments with 100 to 249 employees	—	X	X	X
	Establishments with 250 to 499 employees	—	X	X	X
	Establishments with 500 to 999 employees	—	X	X	X
	Establishments with 1,000 employees or more	—	X	X	X
23834	Tile and terrazzo contractors				
	All establishments	32	100	804	3 539
	Establishments with 1 to 4 employees	27	X	X	X
	Establishments with 5 to 9 employees	4	X	X	X
	Establishments with 10 to 19 employees	—	X	X	X
	Establishments with 20 to 49 employees	1	X	X	X
	Establishments with 50 to 99 employees	—	X	X	X
	Establishments with 100 to 249 employees	—	X	X	X
	Establishments with 250 to 499 employees	—	X	X	X
	Establishments with 500 to 999 employees	—	X	X	X
	Establishments with 1,000 employees or more	—	X	X	X
238340	Tile and terrazzo contractors				
	All establishments	32	100	804	3 539
	Establishments with 1 to 4 employees	27	X	X	X
	Establishments with 5 to 9 employees	4	X	X	X
	Establishments with 10 to 19 employees	—	X	X	X
	Establishments with 20 to 49 employees	1	X	X	X
	Establishments with 50 to 99 employees	—	X	X	X
	Establishments with 100 to 249 employees	—	X	X	X
	Establishments with 250 to 499 employees	—	X	X	X
	Establishments with 500 to 999 employees	—	X	X	X
	Establishments with 1,000 employees or more	—	X	X	X

See footnotes at end of table.

Table 5. Establishments, Employees, and Payroll by Industry and Employment Size of Establishments by County: 2004—Con.

[Excludes most government employees, railroad employees, and self-employed persons. Size class 1 to 4 employees includes establishments having payroll, but no employees, during mid-March pay period. For meaning of abbreviations and symbols, see introductory text. For explanation of terms, see Appendix A. For statement on reliability, see the note at the end of the table and Appendix C]

NAICS code	Geography, kind of business, and employment size class	Establishments (number)	Paid employees for pay period including March 12 (number)	First-quarter payroll (\$1,000)	Annual payroll (\$1,000)
	MORRIS—Con.				
23	Construction—Con.				
238	Specialty trade contractors—Con.				
2383	Building finishing contractors—Con.				
23834	Tile and terrazzo contractors—Con.				
238340	Tile and terrazzo contractors—Con.				
	All establishments—Con.				
	Establishments with 1,000 employees or more	—	X	X	X
23835	Finish carpentry contractors				
	All establishments	98	279	2 823	16 004
	Establishments with 1 to 4 employees	80	X	X	X
	Establishments with 5 to 9 employees	16	X	X	X
	Establishments with 10 to 19 employees	1	X	X	X
	Establishments with 20 to 49 employees	1	X	X	X
	Establishments with 50 to 99 employees	—	X	X	X
	Establishments with 100 to 249 employees	—	X	X	X
	Establishments with 250 to 499 employees	—	X	X	X
	Establishments with 500 to 999 employees	—	X	X	X
	Establishments with 1,000 employees or more	—	X	X	X
238350	Finish carpentry contractors				
	All establishments	98	279	2 823	16 004
	Establishments with 1 to 4 employees	80	X	X	X
	Establishments with 5 to 9 employees	16	X	X	X
	Establishments with 10 to 19 employees	1	X	X	X
	Establishments with 20 to 49 employees	1	X	X	X
	Establishments with 50 to 99 employees	—	X	X	X
	Establishments with 100 to 249 employees	—	X	X	X
	Establishments with 250 to 499 employees	—	X	X	X
	Establishments with 500 to 999 employees	—	X	X	X
	Establishments with 1,000 employees or more	—	X	X	X
23839	Other building finishing contractors				
	All establishments	19	117	1 149	5 624
	Establishments with 1 to 4 employees	12	X	X	X
	Establishments with 5 to 9 employees	4	X	X	X
	Establishments with 10 to 19 employees	1	X	X	X
	Establishments with 20 to 49 employees	2	X	X	X
	Establishments with 50 to 99 employees	—	X	X	X
	Establishments with 100 to 249 employees	—	X	X	X
	Establishments with 250 to 499 employees	—	X	X	X
	Establishments with 500 to 999 employees	—	X	X	X
	Establishments with 1,000 employees or more	—	X	X	X
238390	Other building finishing contractors				
	All establishments	19	117	1 149	5 624
	Establishments with 1 to 4 employees	12	X	X	X
	Establishments with 5 to 9 employees	4	X	X	X
	Establishments with 10 to 19 employees	1	X	X	X
	Establishments with 20 to 49 employees	2	X	X	X
	Establishments with 50 to 99 employees	—	X	X	X
	Establishments with 100 to 249 employees	—	X	X	X
	Establishments with 250 to 499 employees	—	X	X	X
	Establishments with 500 to 999 employees	—	X	X	X
	Establishments with 1,000 employees or more	—	X	X	X
2389	Other specialty trade contractors				
	All establishments	175	908	9 668	57 780
	Establishments with 1 to 4 employees	132	X	X	X
	Establishments with 5 to 9 employees	23	X	X	X
	Establishments with 10 to 19 employees	15	X	X	X
	Establishments with 20 to 49 employees	2	X	X	X
	Establishments with 50 to 99 employees	1	X	X	X
	Establishments with 100 to 249 employees	2	X	X	X
	Establishments with 250 to 499 employees	—	X	X	X
	Establishments with 500 to 999 employees	—	X	X	X
	Establishments with 1,000 employees or more	—	X	X	X
23891	Site preparation contractors				
	All establishments	92	500	5 939	34 451
	Establishments with 1 to 4 employees	67	X	X	X
	Establishments with 5 to 9 employees	14	X	X	X
	Establishments with 10 to 19 employees	8	X	X	X
	Establishments with 20 to 49 employees	1	X	X	X
	Establishments with 50 to 99 employees	1	X	X	X
	Establishments with 100 to 249 employees	1	X	X	X
	Establishments with 250 to 499 employees	—	X	X	X
	Establishments with 500 to 999 employees	—	X	X	X
	Establishments with 1,000 employees or more	—	X	X	X

See footnotes at end of table.

Table 5. Establishments, Employees, and Payroll by Industry and Employment Size of Establishments by County: 2004—Con.

[Excludes most government employees, railroad employees, and self-employed persons. Size class 1 to 4 employees includes establishments having payroll, but no employees, during mid-March pay period. For meaning of abbreviations and symbols, see introductory text. For explanation of terms, see Appendix A. For statement on reliability, see the note at the end of the table and Appendix C]

NAICS code	Geography, kind of business, and employment size class	Establishments (number)	Paid employees for pay period including March 12 (number)	First-quarter payroll (\$1,000)	Annual payroll (\$1,000)
23	MORRIS—Con.				
	Construction—Con.				
238	Specialty trade contractors—Con.				
2389	Other specialty trade contractors—Con.				
23891	Site preparation contractors—Con.				
238910	Site preparation contractors				
	All establishments	92	500	5 939	34 451
	Establishments with 1 to 4 employees	67	X	X	X
	Establishments with 5 to 9 employees	14	X	X	X
	Establishments with 10 to 19 employees	8	X	X	X
	Establishments with 20 to 49 employees	1	X	X	X
	Establishments with 50 to 99 employees	1	X	X	X
	Establishments with 100 to 249 employees	1	X	X	X
	Establishments with 250 to 499 employees	—	X	X	X
	Establishments with 500 to 999 employees	—	X	X	X
	Establishments with 1,000 employees or more	—	X	X	X
23899	All other specialty trade contractors				
	All establishments	83	408	3 729	23 329
	Establishments with 1 to 4 employees	65	X	X	X
	Establishments with 5 to 9 employees	9	X	X	X
	Establishments with 10 to 19 employees	7	X	X	X
	Establishments with 20 to 49 employees	1	X	X	X
	Establishments with 50 to 99 employees	—	X	X	X
	Establishments with 100 to 249 employees	1	X	X	X
	Establishments with 250 to 499 employees	—	X	X	X
	Establishments with 500 to 999 employees	—	X	X	X
	Establishments with 1,000 employees or more	—	X	X	X
238990	All other specialty trade contractors				
	All establishments	83	408	3 729	23 329
	Establishments with 1 to 4 employees	65	X	X	X
	Establishments with 5 to 9 employees	9	X	X	X
	Establishments with 10 to 19 employees	7	X	X	X
	Establishments with 20 to 49 employees	1	X	X	X
	Establishments with 50 to 99 employees	—	X	X	X
	Establishments with 100 to 249 employees	1	X	X	X
	Establishments with 250 to 499 employees	—	X	X	X
	Establishments with 500 to 999 employees	—	X	X	X
	Establishments with 1,000 employees or more	—	X	X	X
31-33	Manufacturing				
	All establishments	635	32 374	716 076	2 897 788
	Establishments with 1 to 4 employees	228	X	X	X
	Establishments with 5 to 9 employees	119	X	X	X
	Establishments with 10 to 19 employees	89	X	X	X
	Establishments with 20 to 49 employees	98	X	X	X
	Establishments with 50 to 99 employees	51	X	X	X
	Establishments with 100 to 249 employees	33	X	X	X
	Establishments with 250 to 499 employees	11	X	X	X
	Establishments with 500 to 999 employees	4	X	X	X
	Establishments with 1,000 employees or more	2	X	X	X
311	Food manufacturing				
	All establishments	40	1 112	12 187	43 573
	Establishments with 1 to 4 employees	11	X	X	X
	Establishments with 5 to 9 employees	8	X	X	X
	Establishments with 10 to 19 employees	11	X	X	X
	Establishments with 20 to 49 employees	5	X	X	X
	Establishments with 50 to 99 employees	3	X	X	X
	Establishments with 100 to 249 employees	1	X	X	X
	Establishments with 250 to 499 employees	1	X	X	X
	Establishments with 500 to 999 employees	—	X	X	X
	Establishments with 1,000 employees or more	—	X	X	X
3114	Fruit and vegetable preserving and specialty food manufacturing				
	All establishments	5	443	6 387	20 183
	Establishments with 1 to 4 employees	1	X	X	X
	Establishments with 5 to 9 employees	—	X	X	X
	Establishments with 10 to 19 employees	—	X	X	X
	Establishments with 20 to 49 employees	2	X	X	X
	Establishments with 50 to 99 employees	1	X	X	X
	Establishments with 100 to 249 employees	—	X	X	X
	Establishments with 250 to 499 employees	1	X	X	X
	Establishments with 500 to 999 employees	—	X	X	X
	Establishments with 1,000 employees or more	—	X	X	X
31141	Frozen food manufacturing				
	All establishments	4	c	D	D
	Establishments with 1 to 4 employees	1	X	X	X
	Establishments with 5 to 9 employees	—	X	X	X
	Establishments with 10 to 19 employees	—	X	X	X
	Establishments with 20 to 49 employees	2	X	X	X
	Establishments with 50 to 99 employees	1	X	X	X
	Establishments with 100 to 249 employees	—	X	X	X
	Establishments with 250 to 499 employees	—	X	X	X
	Establishments with 500 to 999 employees	—	X	X	X
	Establishments with 1,000 employees or more	—	X	X	X

See footnotes at end of table.

Table 5. Establishments, Employees, and Payroll by Industry and Employment Size of Establishments by County: 2004—Con.

[Excludes most government employees, railroad employees, and self-employed persons. Size class 1 to 4 employees includes establishments having payroll, but no employees, during mid-March pay period. For meaning of abbreviations and symbols, see introductory text. For explanation of terms, see Appendix A. For statement on reliability, see the note at the end of the table and Appendix C]

NAICS code	Geography, kind of business, and employment size class	Establishments (number)	Paid employees for pay period including March 12 (number)	First-quarter payroll (\$1,000)	Annual payroll (\$1,000)
31-33	MORRIS—Con.				
	Manufacturing—Con.				
311	Food manufacturing—Con.				
3114	Fruit and vegetable preserving and specialty food manufacturing—Con.				
31141	Frozen food manufacturing—Con.				
311412	Frozen specialty food manufacturing				
	All establishments	3	c	D	D
	Establishments with 1 to 4 employees	1	X	X	X
	Establishments with 5 to 9 employees	—	X	X	X
	Establishments with 10 to 19 employees	—	X	X	X
	Establishments with 20 to 49 employees	1	X	X	X
	Establishments with 50 to 99 employees	1	X	X	X
	Establishments with 100 to 249 employees	—	X	X	X
	Establishments with 250 to 499 employees	—	X	X	X
	Establishments with 500 to 999 employees	—	X	X	X
	Establishments with 1,000 employees or more	—	X	X	X
31142	Fruit and vegetable canning, pickling, and drying				
	All establishments	1	e	D	D
	Establishments with 1 to 4 employees	—	X	X	X
	Establishments with 5 to 9 employees	—	X	X	X
	Establishments with 10 to 19 employees	—	X	X	X
	Establishments with 20 to 49 employees	—	X	X	X
	Establishments with 50 to 99 employees	—	X	X	X
	Establishments with 100 to 249 employees	—	X	X	X
	Establishments with 250 to 499 employees	1	X	X	X
	Establishments with 500 to 999 employees	—	X	X	X
	Establishments with 1,000 employees or more	—	X	X	X
311421	Fruit and vegetable canning				
	All establishments	1	e	D	D
	Establishments with 1 to 4 employees	—	X	X	X
	Establishments with 5 to 9 employees	—	X	X	X
	Establishments with 10 to 19 employees	—	X	X	X
	Establishments with 20 to 49 employees	—	X	X	X
	Establishments with 50 to 99 employees	—	X	X	X
	Establishments with 100 to 249 employees	—	X	X	X
	Establishments with 250 to 499 employees	1	X	X	X
	Establishments with 500 to 999 employees	—	X	X	X
	Establishments with 1,000 employees or more	—	X	X	X
3118	Bakeries and tortilla manufacturing				
	All establishments	24	260	1 162	4 644
	Establishments with 1 to 4 employees	9	X	X	X
	Establishments with 5 to 9 employees	5	X	X	X
	Establishments with 10 to 19 employees	8	X	X	X
	Establishments with 20 to 49 employees	1	X	X	X
	Establishments with 50 to 99 employees	1	X	X	X
	Establishments with 100 to 249 employees	—	X	X	X
	Establishments with 250 to 499 employees	—	X	X	X
	Establishments with 500 to 999 employees	—	X	X	X
	Establishments with 1,000 employees or more	—	X	X	X
31181	Bread and bakery product manufacturing				
	All establishments	23	c	D	D
	Establishments with 1 to 4 employees	9	X	X	X
	Establishments with 5 to 9 employees	5	X	X	X
	Establishments with 10 to 19 employees	8	X	X	X
	Establishments with 20 to 49 employees	—	X	X	X
	Establishments with 50 to 99 employees	1	X	X	X
	Establishments with 100 to 249 employees	—	X	X	X
	Establishments with 250 to 499 employees	—	X	X	X
	Establishments with 500 to 999 employees	—	X	X	X
	Establishments with 1,000 employees or more	—	X	X	X
311811	Retail bakeries				
	All establishments	18	c	D	D
	Establishments with 1 to 4 employees	7	X	X	X
	Establishments with 5 to 9 employees	4	X	X	X
	Establishments with 10 to 19 employees	7	X	X	X
	Establishments with 20 to 49 employees	—	X	X	X
	Establishments with 50 to 99 employees	—	X	X	X
	Establishments with 100 to 249 employees	—	X	X	X
	Establishments with 250 to 499 employees	—	X	X	X
	Establishments with 500 to 999 employees	—	X	X	X
	Establishments with 1,000 employees or more	—	X	X	X
3119	Other food manufacturing				
	All establishments	4	329	4 040	16 186
	Establishments with 1 to 4 employees	—	X	X	X
	Establishments with 5 to 9 employees	—	X	X	X
	Establishments with 10 to 19 employees	1	X	X	X
	Establishments with 20 to 49 employees	1	X	X	X
	Establishments with 50 to 99 employees	1	X	X	X
	Establishments with 100 to 249 employees	1	X	X	X
	Establishments with 250 to 499 employees	—	X	X	X

See footnotes at end of table.

Table 5. Establishments, Employees, and Payroll by Industry and Employment Size of Establishments by County: 2004—Con.

[Excludes most government employees, railroad employees, and self-employed persons. Size class 1 to 4 employees includes establishments having payroll, but no employees, during mid-March pay period. For meaning of abbreviations and symbols, see introductory text. For explanation of terms, see Appendix A. For statement on reliability, see the note at the end of the table and Appendix C]

NAICS code	Geography, kind of business, and employment size class	Establishments (number)	Paid employees for pay period including March 12 (number)	First-quarter payroll (\$1,000)	Annual payroll (\$1,000)
	MORRIS—Con.				
31-33	Manufacturing—Con.				
311	Food manufacturing—Con.				
3119	Other food manufacturing—Con.				
	All establishments—Con.				
	Establishments with 500 to 999 employees	—	X	X	X
	Establishments with 1,000 employees or more	—	X	X	X
31193	Flavoring syrup and concentrate manufacturing				
	All establishments	3	c	D	D
	Establishments with 1 to 4 employees	—	X	X	X
	Establishments with 5 to 9 employees	—	X	X	X
	Establishments with 10 to 19 employees	1	X	X	X
	Establishments with 20 to 49 employees	1	X	X	X
	Establishments with 50 to 99 employees	1	X	X	X
	Establishments with 100 to 249 employees	—	X	X	X
	Establishments with 250 to 499 employees	—	X	X	X
	Establishments with 500 to 999 employees	—	X	X	X
	Establishments with 1,000 employees or more	—	X	X	X
311930	Flavoring syrup and concentrate manufacturing				
	All establishments	3	c	D	D
	Establishments with 1 to 4 employees	—	X	X	X
	Establishments with 5 to 9 employees	—	X	X	X
	Establishments with 10 to 19 employees	1	X	X	X
	Establishments with 20 to 49 employees	1	X	X	X
	Establishments with 50 to 99 employees	1	X	X	X
	Establishments with 100 to 249 employees	—	X	X	X
	Establishments with 250 to 499 employees	—	X	X	X
	Establishments with 500 to 999 employees	—	X	X	X
	Establishments with 1,000 employees or more	—	X	X	X
31194	Seasoning and dressing manufacturing				
	All establishments	1	c	D	D
	Establishments with 1 to 4 employees	—	X	X	X
	Establishments with 5 to 9 employees	—	X	X	X
	Establishments with 10 to 19 employees	—	X	X	X
	Establishments with 20 to 49 employees	—	X	X	X
	Establishments with 50 to 99 employees	—	X	X	X
	Establishments with 100 to 249 employees	1	X	X	X
	Establishments with 250 to 499 employees	—	X	X	X
	Establishments with 500 to 999 employees	—	X	X	X
	Establishments with 1,000 employees or more	—	X	X	X
311942	Spice and extract manufacturing				
	All establishments	1	c	D	D
	Establishments with 1 to 4 employees	—	X	X	X
	Establishments with 5 to 9 employees	—	X	X	X
	Establishments with 10 to 19 employees	—	X	X	X
	Establishments with 20 to 49 employees	—	X	X	X
	Establishments with 50 to 99 employees	—	X	X	X
	Establishments with 100 to 249 employees	1	X	X	X
	Establishments with 250 to 499 employees	—	X	X	X
	Establishments with 500 to 999 employees	—	X	X	X
	Establishments with 1,000 employees or more	—	X	X	X
314	Textile product mills				
	All establishments	8	140	1 012	4 068
	Establishments with 1 to 4 employees	3	X	X	X
	Establishments with 5 to 9 employees	2	X	X	X
	Establishments with 10 to 19 employees	1	X	X	X
	Establishments with 20 to 49 employees	1	X	X	X
	Establishments with 50 to 99 employees	1	X	X	X
	Establishments with 100 to 249 employees	—	X	X	X
	Establishments with 250 to 499 employees	—	X	X	X
	Establishments with 500 to 999 employees	—	X	X	X
	Establishments with 1,000 employees or more	—	X	X	X
3149	Other textile product mills				
	All establishments	4	123	887	3 469
	Establishments with 1 to 4 employees	1	X	X	X
	Establishments with 5 to 9 employees	—	X	X	X
	Establishments with 10 to 19 employees	1	X	X	X
	Establishments with 20 to 49 employees	1	X	X	X
	Establishments with 50 to 99 employees	1	X	X	X
	Establishments with 100 to 249 employees	—	X	X	X
	Establishments with 250 to 499 employees	—	X	X	X
	Establishments with 500 to 999 employees	—	X	X	X
	Establishments with 1,000 employees or more	—	X	X	X
31499	All other textile product mills				
	All establishments	3	c	D	D
	Establishments with 1 to 4 employees	1	X	X	X
	Establishments with 5 to 9 employees	—	X	X	X
	Establishments with 10 to 19 employees	—	X	X	X
	Establishments with 20 to 49 employees	1	X	X	X
	Establishments with 50 to 99 employees	1	X	X	X
	Establishments with 100 to 249 employees	—	X	X	X
	Establishments with 250 to 499 employees	—	X	X	X
	Establishments with 500 to 999 employees	—	X	X	X
	Establishments with 1,000 employees or more	—	X	X	X

See footnotes at end of table.

Table 5. Establishments, Employees, and Payroll by Industry and Employment Size of Establishments by County: 2004—Con.

[Excludes most government employees, railroad employees, and self-employed persons. Size class 1 to 4 employees includes establishments having payroll, but no employees, during mid-March pay period. For meaning of abbreviations and symbols, see introductory text. For explanation of terms, see Appendix A. For statement on reliability, see the note at the end of the table and Appendix C]

NAICS code	Geography, kind of business, and employment size class	Establishments (number)	Paid employees for pay period including March 12 (number)	First-quarter payroll (\$1,000)	Annual payroll (\$1,000)
	MORRIS—Con.				
31-33	Manufacturing—Con.				
314	Textile product mills—Con.				
3149	Other textile product mills—Con.				
31499	All other textile product mills—Con.				
	All establishments—Con.				
	Establishments with 500 to 999 employees	—	X	X	X
	Establishments with 1,000 employees or more	—	X	X	X
314999	All other miscellaneous textile product mills				
	All establishments	3	c	D	D
	Establishments with 1 to 4 employees	1	X	X	X
	Establishments with 5 to 9 employees	—	X	X	X
	Establishments with 10 to 19 employees	—	X	X	X
	Establishments with 20 to 49 employees	1	X	X	X
	Establishments with 50 to 99 employees	1	X	X	X
	Establishments with 100 to 249 employees	—	X	X	X
	Establishments with 250 to 499 employees	—	X	X	X
	Establishments with 500 to 999 employees	—	X	X	X
	Establishments with 1,000 employees or more	—	X	X	X
315	Apparel manufacturing				
	All establishments	13	168	3 347	22 363
	Establishments with 1 to 4 employees	7	X	X	X
	Establishments with 5 to 9 employees	1	X	X	X
	Establishments with 10 to 19 employees	3	X	X	X
	Establishments with 20 to 49 employees	1	X	X	X
	Establishments with 50 to 99 employees	1	X	X	X
	Establishments with 100 to 249 employees	—	X	X	X
	Establishments with 250 to 499 employees	—	X	X	X
	Establishments with 500 to 999 employees	—	X	X	X
	Establishments with 1,000 employees or more	—	X	X	X
3152	Cut and sew apparel manufacturing				
	All establishments	11	c	D	D
	Establishments with 1 to 4 employees	6	X	X	X
	Establishments with 5 to 9 employees	1	X	X	X
	Establishments with 10 to 19 employees	2	X	X	X
	Establishments with 20 to 49 employees	1	X	X	X
	Establishments with 50 to 99 employees	1	X	X	X
	Establishments with 100 to 249 employees	—	X	X	X
	Establishments with 250 to 499 employees	—	X	X	X
	Establishments with 500 to 999 employees	—	X	X	X
	Establishments with 1,000 employees or more	—	X	X	X
321	Wood product manufacturing				
	All establishments	7	120	927	4 676
	Establishments with 1 to 4 employees	1	X	X	X
	Establishments with 5 to 9 employees	3	X	X	X
	Establishments with 10 to 19 employees	1	X	X	X
	Establishments with 20 to 49 employees	1	X	X	X
	Establishments with 50 to 99 employees	1	X	X	X
	Establishments with 100 to 249 employees	—	X	X	X
	Establishments with 250 to 499 employees	—	X	X	X
	Establishments with 500 to 999 employees	—	X	X	X
	Establishments with 1,000 employees or more	—	X	X	X
3219	Other wood product manufacturing				
	All establishments	7	120	927	4 676
	Establishments with 1 to 4 employees	1	X	X	X
	Establishments with 5 to 9 employees	3	X	X	X
	Establishments with 10 to 19 employees	1	X	X	X
	Establishments with 20 to 49 employees	1	X	X	X
	Establishments with 50 to 99 employees	1	X	X	X
	Establishments with 100 to 249 employees	—	X	X	X
	Establishments with 250 to 499 employees	—	X	X	X
	Establishments with 500 to 999 employees	—	X	X	X
	Establishments with 1,000 employees or more	—	X	X	X
322	Paper manufacturing				
	All establishments	10	684	6 587	26 580
	Establishments with 1 to 4 employees	2	X	X	X
	Establishments with 5 to 9 employees	—	X	X	X
	Establishments with 10 to 19 employees	1	X	X	X
	Establishments with 20 to 49 employees	1	X	X	X
	Establishments with 50 to 99 employees	2	X	X	X
	Establishments with 100 to 249 employees	4	X	X	X
	Establishments with 250 to 499 employees	—	X	X	X
	Establishments with 500 to 999 employees	—	X	X	X
	Establishments with 1,000 employees or more	—	X	X	X

See footnotes at end of table.

Table 5. Establishments, Employees, and Payroll by Industry and Employment Size of Establishments by County: 2004—Con.

[Excludes most government employees, railroad employees, and self-employed persons. Size class 1 to 4 employees includes establishments having payroll, but no employees, during mid-March pay period. For meaning of abbreviations and symbols, see introductory text. For explanation of terms, see Appendix A. For statement on reliability, see the note at the end of the table and Appendix C]

NAICS code	Geography, kind of business, and employment size class	Establishments (number)	Paid employees for pay period including March 12 (number)	First-quarter payroll (\$1,000)	Annual payroll (\$1,000)
31-33	MORRIS—Con.				
	Manufacturing—Con.				
322	Paper manufacturing—Con.				
3222	Converted paper product manufacturing				
	All establishments	10	684	6 587	26 580
	Establishments with 1 to 4 employees	2	X	X	X
	Establishments with 5 to 9 employees	—	X	X	X
	Establishments with 10 to 19 employees	1	X	X	X
	Establishments with 20 to 49 employees	1	X	X	X
	Establishments with 50 to 99 employees	2	X	X	X
	Establishments with 100 to 249 employees	4	X	X	X
	Establishments with 250 to 499 employees	—	X	X	X
	Establishments with 500 to 999 employees	—	X	X	X
	Establishments with 1,000 employees or more	—	X	X	X
32221	Paperboard container manufacturing				
	All establishments	3	c	D	D
	Establishments with 1 to 4 employees	1	X	X	X
	Establishments with 5 to 9 employees	—	X	X	X
	Establishments with 10 to 19 employees	—	X	X	X
	Establishments with 20 to 49 employees	—	X	X	X
	Establishments with 50 to 99 employees	1	X	X	X
	Establishments with 100 to 249 employees	1	X	X	X
	Establishments with 250 to 499 employees	—	X	X	X
	Establishments with 500 to 999 employees	—	X	X	X
	Establishments with 1,000 employees or more	—	X	X	X
322212	Folding paperboard box manufacturing				
	All establishments	3	c	D	D
	Establishments with 1 to 4 employees	1	X	X	X
	Establishments with 5 to 9 employees	—	X	X	X
	Establishments with 10 to 19 employees	—	X	X	X
	Establishments with 20 to 49 employees	—	X	X	X
	Establishments with 50 to 99 employees	1	X	X	X
	Establishments with 100 to 249 employees	1	X	X	X
	Establishments with 250 to 499 employees	—	X	X	X
	Establishments with 500 to 999 employees	—	X	X	X
	Establishments with 1,000 employees or more	—	X	X	X
32222	Paper bag and coated and treated paper manufacturing				
	All establishments	2	c	D	D
	Establishments with 1 to 4 employees	—	X	X	X
	Establishments with 5 to 9 employees	—	X	X	X
	Establishments with 10 to 19 employees	—	X	X	X
	Establishments with 20 to 49 employees	—	X	X	X
	Establishments with 50 to 99 employees	—	X	X	X
	Establishments with 100 to 249 employees	2	X	X	X
	Establishments with 250 to 499 employees	—	X	X	X
	Establishments with 500 to 999 employees	—	X	X	X
	Establishments with 1,000 employees or more	—	X	X	X
322222	Coated and laminated paper manufacturing				
	All establishments	2	c	D	D
	Establishments with 1 to 4 employees	—	X	X	X
	Establishments with 5 to 9 employees	—	X	X	X
	Establishments with 10 to 19 employees	—	X	X	X
	Establishments with 20 to 49 employees	—	X	X	X
	Establishments with 50 to 99 employees	—	X	X	X
	Establishments with 100 to 249 employees	2	X	X	X
	Establishments with 250 to 499 employees	—	X	X	X
	Establishments with 500 to 999 employees	—	X	X	X
	Establishments with 1,000 employees or more	—	X	X	X
32229	Other converted paper product manufacturing				
	All establishments	3	230	1 912	8 136
	Establishments with 1 to 4 employees	—	X	X	X
	Establishments with 5 to 9 employees	—	X	X	X
	Establishments with 10 to 19 employees	—	X	X	X
	Establishments with 20 to 49 employees	1	X	X	X
	Establishments with 50 to 99 employees	1	X	X	X
	Establishments with 100 to 249 employees	1	X	X	X
	Establishments with 250 to 499 employees	—	X	X	X
	Establishments with 500 to 999 employees	—	X	X	X
	Establishments with 1,000 employees or more	—	X	X	X
322299	All other converted paper product manufacturing				
	All establishments	3	230	1 912	8 136
	Establishments with 1 to 4 employees	—	X	X	X
	Establishments with 5 to 9 employees	—	X	X	X
	Establishments with 10 to 19 employees	—	X	X	X
	Establishments with 20 to 49 employees	1	X	X	X
	Establishments with 50 to 99 employees	1	X	X	X
	Establishments with 100 to 249 employees	1	X	X	X
	Establishments with 250 to 499 employees	—	X	X	X
	Establishments with 500 to 999 employees	—	X	X	X
	Establishments with 1,000 employees or more	—	X	X	X

See footnotes at end of table.

Table 5. Establishments, Employees, and Payroll by Industry and Employment Size of Establishments by County: 2004—Con.

[Excludes most government employees, railroad employees, and self-employed persons. Size class 1 to 4 employees includes establishments having payroll, but no employees, during mid-March pay period. For meaning of abbreviations and symbols, see introductory text. For explanation of terms, see Appendix A. For statement on reliability, see the note at the end of the table and Appendix C]

NAICS code	Geography, kind of business, and employment size class	Establishments (number)	Paid employees for pay period including March 12 (number)	First-quarter payroll (\$1,000)	Annual payroll (\$1,000)
	MORRIS—Con.				
31-33	Manufacturing—Con.				
323	Printing and related support activities				
	All establishments	81	1 717	19 881	82 345
	Establishments with 1 to 4 employees	28	X	X	X
	Establishments with 5 to 9 employees	17	X	X	X
	Establishments with 10 to 19 employees	18	X	X	X
	Establishments with 20 to 49 employees	9	X	X	X
	Establishments with 50 to 99 employees	5	X	X	X
	Establishments with 100 to 249 employees	3	X	X	X
	Establishments with 250 to 499 employees	1	X	X	X
	Establishments with 500 to 999 employees	-	X	X	X
	Establishments with 1,000 employees or more	-	X	X	X
3231	Printing and related support activities				
	All establishments	81	1 717	19 881	82 345
	Establishments with 1 to 4 employees	28	X	X	X
	Establishments with 5 to 9 employees	17	X	X	X
	Establishments with 10 to 19 employees	18	X	X	X
	Establishments with 20 to 49 employees	9	X	X	X
	Establishments with 50 to 99 employees	5	X	X	X
	Establishments with 100 to 249 employees	3	X	X	X
	Establishments with 250 to 499 employees	1	X	X	X
	Establishments with 500 to 999 employees	-	X	X	X
	Establishments with 1,000 employees or more	-	X	X	X
32311	Printing				
	All establishments	72	1 625	18 990	78 541
	Establishments with 1 to 4 employees	22	X	X	X
	Establishments with 5 to 9 employees	17	X	X	X
	Establishments with 10 to 19 employees	17	X	X	X
	Establishments with 20 to 49 employees	7	X	X	X
	Establishments with 50 to 99 employees	5	X	X	X
	Establishments with 100 to 249 employees	3	X	X	X
	Establishments with 250 to 499 employees	1	X	X	X
	Establishments with 500 to 999 employees	-	X	X	X
	Establishments with 1,000 employees or more	-	X	X	X
323110	Commercial lithographic printing				
	All establishments	33	933	12 561	51 350
	Establishments with 1 to 4 employees	9	X	X	X
	Establishments with 5 to 9 employees	6	X	X	X
	Establishments with 10 to 19 employees	8	X	X	X
	Establishments with 20 to 49 employees	4	X	X	X
	Establishments with 50 to 99 employees	4	X	X	X
	Establishments with 100 to 249 employees	1	X	X	X
	Establishments with 250 to 499 employees	1	X	X	X
	Establishments with 500 to 999 employees	-	X	X	X
	Establishments with 1,000 employees or more	-	X	X	X
323116	Manifold business forms printing				
	All establishments	3	c	D	D
	Establishments with 1 to 4 employees	-	X	X	X
	Establishments with 5 to 9 employees	-	X	X	X
	Establishments with 10 to 19 employees	2	X	X	X
	Establishments with 20 to 49 employees	-	X	X	X
	Establishments with 50 to 99 employees	-	X	X	X
	Establishments with 100 to 249 employees	1	X	X	X
	Establishments with 250 to 499 employees	-	X	X	X
	Establishments with 500 to 999 employees	-	X	X	X
	Establishments with 1,000 employees or more	-	X	X	X
323117	Books printing				
	All establishments	5	150	1 539	6 409
	Establishments with 1 to 4 employees	1	X	X	X
	Establishments with 5 to 9 employees	1	X	X	X
	Establishments with 10 to 19 employees	2	X	X	X
	Establishments with 20 to 49 employees	-	X	X	X
	Establishments with 50 to 99 employees	-	X	X	X
	Establishments with 100 to 249 employees	1	X	X	X
	Establishments with 250 to 499 employees	-	X	X	X
	Establishments with 500 to 999 employees	-	X	X	X
	Establishments with 1,000 employees or more	-	X	X	X
324	Petroleum and coal products manufacturing				
	All establishments	5	126	2 191	7 983
	Establishments with 1 to 4 employees	2	X	X	X
	Establishments with 5 to 9 employees	1	X	X	X
	Establishments with 10 to 19 employees	1	X	X	X
	Establishments with 20 to 49 employees	-	X	X	X
	Establishments with 50 to 99 employees	-	X	X	X
	Establishments with 100 to 249 employees	1	X	X	X
	Establishments with 250 to 499 employees	-	X	X	X
	Establishments with 500 to 999 employees	-	X	X	X
	Establishments with 1,000 employees or more	-	X	X	X

See footnotes at end of table.

Table 5. Establishments, Employees, and Payroll by Industry and Employment Size of Establishments by County: 2004—Con.

[Excludes most government employees, railroad employees, and self-employed persons. Size class 1 to 4 employees includes establishments having payroll, but no employees, during mid-March pay period. For meaning of abbreviations and symbols, see introductory text. For explanation of terms, see Appendix A. For statement on reliability, see the note at the end of the table and Appendix C]

NAICS code	Geography, kind of business, and employment size class	Establishments (number)	Paid employees for pay period including March 12 (number)	First-quarter payroll (\$1,000)	Annual payroll (\$1,000)
31-33	MORRIS—Con.				
31-33	Manufacturing—Con.				
324	Petroleum and coal products manufacturing—Con.				
3241	Petroleum and coal products manufacturing				
	All establishments	5	126	2 191	7 983
	Establishments with 1 to 4 employees	2	X	X	X
	Establishments with 5 to 9 employees	1	X	X	X
	Establishments with 10 to 19 employees	1	X	X	X
	Establishments with 20 to 49 employees	—	X	X	X
	Establishments with 50 to 99 employees	—	X	X	X
	Establishments with 100 to 249 employees	1	X	X	X
	Establishments with 250 to 499 employees	—	X	X	X
	Establishments with 500 to 999 employees	—	X	X	X
	Establishments with 1,000 employees or more	—	X	X	X
32419	Other petroleum and coal products manufacturing				
	All establishments	2	c	D	D
	Establishments with 1 to 4 employees	1	X	X	X
	Establishments with 5 to 9 employees	—	X	X	X
	Establishments with 10 to 19 employees	—	X	X	X
	Establishments with 20 to 49 employees	—	X	X	X
	Establishments with 50 to 99 employees	—	X	X	X
	Establishments with 100 to 249 employees	1	X	X	X
	Establishments with 250 to 499 employees	—	X	X	X
	Establishments with 500 to 999 employees	—	X	X	X
	Establishments with 1,000 employees or more	—	X	X	X
324191	Petroleum lubricating oil and grease manufacturing				
	All establishments	2	c	D	D
	Establishments with 1 to 4 employees	1	X	X	X
	Establishments with 5 to 9 employees	—	X	X	X
	Establishments with 10 to 19 employees	—	X	X	X
	Establishments with 20 to 49 employees	—	X	X	X
	Establishments with 50 to 99 employees	—	X	X	X
	Establishments with 100 to 249 employees	1	X	X	X
	Establishments with 250 to 499 employees	—	X	X	X
	Establishments with 500 to 999 employees	—	X	X	X
	Establishments with 1,000 employees or more	—	X	X	X
325	Chemical manufacturing				
	All establishments	43	14 257	514 659	2 056 907
	Establishments with 1 to 4 employees	11	X	X	X
	Establishments with 5 to 9 employees	10	X	X	X
	Establishments with 10 to 19 employees	5	X	X	X
	Establishments with 20 to 49 employees	7	X	X	X
	Establishments with 50 to 99 employees	—	X	X	X
	Establishments with 100 to 249 employees	4	X	X	X
	Establishments with 250 to 499 employees	3	X	X	X
	Establishments with 500 to 999 employees	2	X	X	X
	Establishments with 1,000 employees or more	1	X	X	X
3251	Basic chemical manufacturing				
	All establishments	7	c	D	D
	Establishments with 1 to 4 employees	1	X	X	X
	Establishments with 5 to 9 employees	3	X	X	X
	Establishments with 10 to 19 employees	1	X	X	X
	Establishments with 20 to 49 employees	1	X	X	X
	Establishments with 50 to 99 employees	—	X	X	X
	Establishments with 100 to 249 employees	1	X	X	X
	Establishments with 250 to 499 employees	—	X	X	X
	Establishments with 500 to 999 employees	—	X	X	X
	Establishments with 1,000 employees or more	—	X	X	X
32518	Other basic inorganic chemical manufacturing				
	All establishments	3	c	D	D
	Establishments with 1 to 4 employees	—	X	X	X
	Establishments with 5 to 9 employees	1	X	X	X
	Establishments with 10 to 19 employees	1	X	X	X
	Establishments with 20 to 49 employees	—	X	X	X
	Establishments with 50 to 99 employees	—	X	X	X
	Establishments with 100 to 249 employees	1	X	X	X
	Establishments with 250 to 499 employees	—	X	X	X
	Establishments with 500 to 999 employees	—	X	X	X
	Establishments with 1,000 employees or more	—	X	X	X
325188	All other basic inorganic chemical manufacturing				
	All establishments	3	c	D	D
	Establishments with 1 to 4 employees	—	X	X	X
	Establishments with 5 to 9 employees	1	X	X	X
	Establishments with 10 to 19 employees	1	X	X	X
	Establishments with 20 to 49 employees	—	X	X	X
	Establishments with 50 to 99 employees	—	X	X	X
	Establishments with 100 to 249 employees	1	X	X	X
	Establishments with 250 to 499 employees	—	X	X	X
	Establishments with 500 to 999 employees	—	X	X	X
	Establishments with 1,000 employees or more	—	X	X	X

See footnotes at end of table.

Table 5. Establishments, Employees, and Payroll by Industry and Employment Size of Establishments by County: 2004—Con.

[Excludes most government employees, railroad employees, and self-employed persons. Size class 1 to 4 employees includes establishments having payroll, but no employees, during mid-March pay period. For meaning of abbreviations and symbols, see introductory text. For explanation of terms, see Appendix A. For statement on reliability, see the note at the end of the table and Appendix C]

NAICS code	Geography, kind of business, and employment size class	Establishments (number)	Paid employees for pay period including March 12 (number)	First-quarter payroll (\$1,000)	Annual payroll (\$1,000)
MORRIS—Con.					
31-33	Manufacturing—Con.				
325	Chemical manufacturing—Con.				
3254	Pharmaceutical and medicine manufacturing				
	All establishments	8	j	D	D
	Establishments with 1 to 4 employees	3	X	X	X
	Establishments with 5 to 9 employees	—	X	X	X
	Establishments with 10 to 19 employees	—	X	X	X
	Establishments with 20 to 49 employees	—	X	X	X
	Establishments with 50 to 99 employees	—	X	X	X
	Establishments with 100 to 249 employees	1	X	X	X
	Establishments with 250 to 499 employees	1	X	X	X
	Establishments with 500 to 999 employees	2	X	X	X
	Establishments with 1,000 employees or more	1	X	X	X
32541	Pharmaceutical and medicine manufacturing				
	All establishments	8	j	D	D
	Establishments with 1 to 4 employees	3	X	X	X
	Establishments with 5 to 9 employees	—	X	X	X
	Establishments with 10 to 19 employees	—	X	X	X
	Establishments with 20 to 49 employees	—	X	X	X
	Establishments with 50 to 99 employees	—	X	X	X
	Establishments with 100 to 249 employees	1	X	X	X
	Establishments with 250 to 499 employees	1	X	X	X
	Establishments with 500 to 999 employees	2	X	X	X
	Establishments with 1,000 employees or more	1	X	X	X
325412	Pharmaceutical preparation manufacturing				
	All establishments	5	j	D	D
	Establishments with 1 to 4 employees	—	X	X	X
	Establishments with 5 to 9 employees	—	X	X	X
	Establishments with 10 to 19 employees	—	X	X	X
	Establishments with 20 to 49 employees	—	X	X	X
	Establishments with 50 to 99 employees	—	X	X	X
	Establishments with 100 to 249 employees	1	X	X	X
	Establishments with 250 to 499 employees	1	X	X	X
	Establishments with 500 to 999 employees	2	X	X	X
	Establishments with 1,000 employees or more	1	X	X	X
3256	Soap, cleaning compound, and toilet preparation manufacturing				
	All establishments	12	g	D	D
	Establishments with 1 to 4 employees	2	X	X	X
	Establishments with 5 to 9 employees	2	X	X	X
	Establishments with 10 to 19 employees	2	X	X	X
	Establishments with 20 to 49 employees	2	X	X	X
	Establishments with 50 to 99 employees	—	X	X	X
	Establishments with 100 to 249 employees	2	X	X	X
	Establishments with 250 to 499 employees	2	X	X	X
	Establishments with 500 to 999 employees	—	X	X	X
	Establishments with 1,000 employees or more	—	X	X	X
32562	Toilet preparation manufacturing				
	All establishments	8	g	D	D
	Establishments with 1 to 4 employees	—	X	X	X
	Establishments with 5 to 9 employees	1	X	X	X
	Establishments with 10 to 19 employees	1	X	X	X
	Establishments with 20 to 49 employees	2	X	X	X
	Establishments with 50 to 99 employees	—	X	X	X
	Establishments with 100 to 249 employees	2	X	X	X
	Establishments with 250 to 499 employees	2	X	X	X
	Establishments with 500 to 999 employees	—	X	X	X
	Establishments with 1,000 employees or more	—	X	X	X
325620	Toilet preparation manufacturing				
	All establishments	8	g	D	D
	Establishments with 1 to 4 employees	—	X	X	X
	Establishments with 5 to 9 employees	1	X	X	X
	Establishments with 10 to 19 employees	1	X	X	X
	Establishments with 20 to 49 employees	2	X	X	X
	Establishments with 50 to 99 employees	—	X	X	X
	Establishments with 100 to 249 employees	2	X	X	X
	Establishments with 250 to 499 employees	2	X	X	X
	Establishments with 500 to 999 employees	—	X	X	X
	Establishments with 1,000 employees or more	—	X	X	X
326	Plastics and rubber products manufacturing				
	All establishments	29	1 026	9 885	42 388
	Establishments with 1 to 4 employees	6	X	X	X
	Establishments with 5 to 9 employees	6	X	X	X
	Establishments with 10 to 19 employees	2	X	X	X
	Establishments with 20 to 49 employees	5	X	X	X
	Establishments with 50 to 99 employees	8	X	X	X
	Establishments with 100 to 249 employees	2	X	X	X
	Establishments with 250 to 499 employees	—	X	X	X
	Establishments with 500 to 999 employees	—	X	X	X
	Establishments with 1,000 employees or more	—	X	X	X

See footnotes at end of table.

Table 5. **Establishments, Employees, and Payroll by Industry and Employment Size of Establishments by County: 2004—Con.**

[Excludes most government employees, railroad employees, and self-employed persons. Size class 1 to 4 employees includes establishments having payroll, but no employees, during mid-March pay period. For meaning of abbreviations and symbols, see introductory text. For explanation of terms, see Appendix A. For statement on reliability, see the note at the end of the table and Appendix C]

NAICS code	Geography, kind of business, and employment size class	Establishments (number)	Paid employees for pay period including March 12 (number)	First-quarter payroll (\$1,000)	Annual payroll (\$1,000)
31-33	MORRIS—Con.				
	Manufacturing—Con.				
326	Plastics and rubber products manufacturing—Con.				
3261	Plastics product manufacturing				
	All establishments	27	f	D	D
	Establishments with 1 to 4 employees	6	X	X	X
	Establishments with 5 to 9 employees	5	X	X	X
	Establishments with 10 to 19 employees	2	X	X	X
	Establishments with 20 to 49 employees	4	X	X	X
	Establishments with 50 to 99 employees	8	X	X	X
	Establishments with 100 to 249 employees	2	X	X	X
	Establishments with 250 to 499 employees	—	X	X	X
	Establishments with 500 to 999 employees	—	X	X	X
	Establishments with 1,000 employees or more	—	X	X	X
32612	Plastics pipe, pipe fitting, and unlaminated profile shape manufacturing				
	All establishments	6	210	1 638	5 884
	Establishments with 1 to 4 employees	2	X	X	X
	Establishments with 5 to 9 employees	1	X	X	X
	Establishments with 10 to 19 employees	—	X	X	X
	Establishments with 20 to 49 employees	—	X	X	X
	Establishments with 50 to 99 employees	3	X	X	X
	Establishments with 100 to 249 employees	—	X	X	X
	Establishments with 250 to 499 employees	—	X	X	X
	Establishments with 500 to 999 employees	—	X	X	X
	Establishments with 1,000 employees or more	—	X	X	X
326121	Unlaminated plastics profile shape manufacturing				
	All establishments	5	c	D	D
	Establishments with 1 to 4 employees	2	X	X	X
	Establishments with 5 to 9 employees	1	X	X	X
	Establishments with 10 to 19 employees	—	X	X	X
	Establishments with 20 to 49 employees	—	X	X	X
	Establishments with 50 to 99 employees	2	X	X	X
	Establishments with 100 to 249 employees	—	X	X	X
	Establishments with 250 to 499 employees	—	X	X	X
	Establishments with 500 to 999 employees	—	X	X	X
	Establishments with 1,000 employees or more	—	X	X	X
32619	Other plastics product manufacturing				
	All establishments	16	602	4 801	20 806
	Establishments with 1 to 4 employees	3	X	X	X
	Establishments with 5 to 9 employees	3	X	X	X
	Establishments with 10 to 19 employees	2	X	X	X
	Establishments with 20 to 49 employees	3	X	X	X
	Establishments with 50 to 99 employees	3	X	X	X
	Establishments with 100 to 249 employees	2	X	X	X
	Establishments with 250 to 499 employees	—	X	X	X
	Establishments with 500 to 999 employees	—	X	X	X
	Establishments with 1,000 employees or more	—	X	X	X
326199	All other plastics product manufacturing				
	All establishments	16	602	4 801	20 806
	Establishments with 1 to 4 employees	3	X	X	X
	Establishments with 5 to 9 employees	3	X	X	X
	Establishments with 10 to 19 employees	2	X	X	X
	Establishments with 20 to 49 employees	3	X	X	X
	Establishments with 50 to 99 employees	3	X	X	X
	Establishments with 100 to 249 employees	2	X	X	X
	Establishments with 250 to 499 employees	—	X	X	X
	Establishments with 500 to 999 employees	—	X	X	X
	Establishments with 1,000 employees or more	—	X	X	X
327	Nonmetallic mineral product manufacturing				
	All establishments	25	562	5 213	24 629
	Establishments with 1 to 4 employees	6	X	X	X
	Establishments with 5 to 9 employees	5	X	X	X
	Establishments with 10 to 19 employees	3	X	X	X
	Establishments with 20 to 49 employees	8	X	X	X
	Establishments with 50 to 99 employees	2	X	X	X
	Establishments with 100 to 249 employees	1	X	X	X
	Establishments with 250 to 499 employees	—	X	X	X
	Establishments with 500 to 999 employees	—	X	X	X
	Establishments with 1,000 employees or more	—	X	X	X
3272	Glass and glass product manufacturing				
	All establishments	10	181	2 138	9 024
	Establishments with 1 to 4 employees	4	X	X	X
	Establishments with 5 to 9 employees	2	X	X	X
	Establishments with 10 to 19 employees	—	X	X	X
	Establishments with 20 to 49 employees	3	X	X	X
	Establishments with 50 to 99 employees	1	X	X	X
	Establishments with 100 to 249 employees	—	X	X	X
	Establishments with 250 to 499 employees	—	X	X	X
	Establishments with 500 to 999 employees	—	X	X	X
	Establishments with 1,000 employees or more	—	X	X	X

See footnotes at end of table.

Table 5. Establishments, Employees, and Payroll by Industry and Employment Size of Establishments by County: 2004—Con.

[Excludes most government employees, railroad employees, and self-employed persons. Size class 1 to 4 employees includes establishments having payroll, but no employees, during mid-March pay period. For meaning of abbreviations and symbols, see introductory text. For explanation of terms, see Appendix A. For statement on reliability, see the note at the end of the table and Appendix C]

NAICS code	Geography, kind of business, and employment size class	Establishments (number)	Paid employees for pay period including March 12 (number)	First-quarter payroll (\$1,000)	Annual payroll (\$1,000)
	MORRIS—Con.				
31-33	Manufacturing—Con.				
327	Nonmetallic mineral product manufacturing—Con.				
3272	Glass and glass product manufacturing—Con.				
32721	Glass and glass product manufacturing				
	All establishments	10	181	2 138	9 024
	Establishments with 1 to 4 employees	4	X	X	X
	Establishments with 5 to 9 employees	2	X	X	X
	Establishments with 10 to 19 employees	—	X	X	X
	Establishments with 20 to 49 employees	3	X	X	X
	Establishments with 50 to 99 employees	1	X	X	X
	Establishments with 100 to 249 employees	—	X	X	X
	Establishments with 250 to 499 employees	—	X	X	X
	Establishments with 500 to 999 employees	—	X	X	X
	Establishments with 1,000 employees or more	—	X	X	X
327215	Glass product manufacturing made of purchased glass				
	All establishments	7	164	1 998	8 456
	Establishments with 1 to 4 employees	3	X	X	X
	Establishments with 5 to 9 employees	—	X	X	X
	Establishments with 10 to 19 employees	—	X	X	X
	Establishments with 20 to 49 employees	3	X	X	X
	Establishments with 50 to 99 employees	1	X	X	X
	Establishments with 100 to 249 employees	—	X	X	X
	Establishments with 250 to 499 employees	—	X	X	X
	Establishments with 500 to 999 employees	—	X	X	X
	Establishments with 1,000 employees or more	—	X	X	X
3273	Cement and concrete product manufacturing				
	All establishments	10	e	D	D
	Establishments with 1 to 4 employees	1	X	X	X
	Establishments with 5 to 9 employees	2	X	X	X
	Establishments with 10 to 19 employees	3	X	X	X
	Establishments with 20 to 49 employees	2	X	X	X
	Establishments with 50 to 99 employees	1	X	X	X
	Establishments with 100 to 249 employees	1	X	X	X
	Establishments with 250 to 499 employees	—	X	X	X
	Establishments with 500 to 999 employees	—	X	X	X
	Establishments with 1,000 employees or more	—	X	X	X
32732	Ready-mix concrete manufacturing				
	All establishments	8	250	2 077	10 407
	Establishments with 1 to 4 employees	1	X	X	X
	Establishments with 5 to 9 employees	1	X	X	X
	Establishments with 10 to 19 employees	2	X	X	X
	Establishments with 20 to 49 employees	2	X	X	X
	Establishments with 50 to 99 employees	1	X	X	X
	Establishments with 100 to 249 employees	1	X	X	X
	Establishments with 250 to 499 employees	—	X	X	X
	Establishments with 500 to 999 employees	—	X	X	X
	Establishments with 1,000 employees or more	—	X	X	X
327320	Ready-mix concrete manufacturing				
	All establishments	8	250	2 077	10 407
	Establishments with 1 to 4 employees	1	X	X	X
	Establishments with 5 to 9 employees	1	X	X	X
	Establishments with 10 to 19 employees	2	X	X	X
	Establishments with 20 to 49 employees	2	X	X	X
	Establishments with 50 to 99 employees	1	X	X	X
	Establishments with 100 to 249 employees	1	X	X	X
	Establishments with 250 to 499 employees	—	X	X	X
	Establishments with 500 to 999 employees	—	X	X	X
	Establishments with 1,000 employees or more	—	X	X	X
331	Primary metal manufacturing				
	All establishments	3	f	D	D
	Establishments with 1 to 4 employees	—	X	X	X
	Establishments with 5 to 9 employees	—	X	X	X
	Establishments with 10 to 19 employees	1	X	X	X
	Establishments with 20 to 49 employees	—	X	X	X
	Establishments with 50 to 99 employees	—	X	X	X
	Establishments with 100 to 249 employees	1	X	X	X
	Establishments with 250 to 499 employees	—	X	X	X
	Establishments with 500 to 999 employees	1	X	X	X
	Establishments with 1,000 employees or more	—	X	X	X
3314	Nonferrous metal (except aluminum) production and processing				
	All establishments	1	c	D	D
	Establishments with 1 to 4 employees	—	X	X	X
	Establishments with 5 to 9 employees	—	X	X	X
	Establishments with 10 to 19 employees	—	X	X	X
	Establishments with 20 to 49 employees	—	X	X	X
	Establishments with 50 to 99 employees	—	X	X	X
	Establishments with 100 to 249 employees	1	X	X	X
	Establishments with 250 to 499 employees	—	X	X	X
	Establishments with 500 to 999 employees	—	X	X	X
	Establishments with 1,000 employees or more	—	X	X	X

See footnotes at end of table.

Table 5. Establishments, Employees, and Payroll by Industry and Employment Size of Establishments by County: 2004—Con.

[Excludes most government employees, railroad employees, and self-employed persons. Size class 1 to 4 employees includes establishments having payroll, but no employees, during mid-March pay period. For meaning of abbreviations and symbols, see introductory text. For explanation of terms, see Appendix A. For statement on reliability, see the note at the end of the table and Appendix C]

NAICS code	Geography, kind of business, and employment size class	Establishments (number)	Paid employees for pay period including March 12 (number)	First-quarter payroll (\$1,000)	Annual payroll (\$1,000)
31-33	MORRIS—Con.				
	Manufacturing—Con.				
331	Primary metal manufacturing—Con.				
3314	Nonferrous metal (except aluminum) production and processing—Con.				
33149	Nonferrous metal (except copper and aluminum) rolling, drawing, extruding, and alloying				
	All establishments	1	c	D	D
	Establishments with 1 to 4 employees	—	X	X	X
	Establishments with 5 to 9 employees	—	X	X	X
	Establishments with 10 to 19 employees	—	X	X	X
	Establishments with 20 to 49 employees	—	X	X	X
	Establishments with 50 to 99 employees	—	X	X	X
	Establishments with 100 to 249 employees	1	X	X	X
	Establishments with 250 to 499 employees	—	X	X	X
	Establishments with 500 to 999 employees	—	X	X	X
	Establishments with 1,000 employees or more	—	X	X	X
331492	Secondary smelting, refining, and alloying of nonferrous metal (except copper and aluminum)				
	All establishments	1	c	D	D
	Establishments with 1 to 4 employees	—	X	X	X
	Establishments with 5 to 9 employees	—	X	X	X
	Establishments with 10 to 19 employees	—	X	X	X
	Establishments with 20 to 49 employees	—	X	X	X
	Establishments with 50 to 99 employees	—	X	X	X
	Establishments with 100 to 249 employees	1	X	X	X
	Establishments with 250 to 499 employees	—	X	X	X
	Establishments with 500 to 999 employees	—	X	X	X
	Establishments with 1,000 employees or more	—	X	X	X
3315	Foundries				
	All establishments	1	f	D	D
	Establishments with 1 to 4 employees	—	X	X	X
	Establishments with 5 to 9 employees	—	X	X	X
	Establishments with 10 to 19 employees	—	X	X	X
	Establishments with 20 to 49 employees	—	X	X	X
	Establishments with 50 to 99 employees	—	X	X	X
	Establishments with 100 to 249 employees	—	X	X	X
	Establishments with 250 to 499 employees	1	X	X	X
	Establishments with 500 to 999 employees	—	X	X	X
	Establishments with 1,000 employees or more	—	X	X	X
33151	Ferrous metal foundries				
	All establishments	1	f	D	D
	Establishments with 1 to 4 employees	—	X	X	X
	Establishments with 5 to 9 employees	—	X	X	X
	Establishments with 10 to 19 employees	—	X	X	X
	Establishments with 20 to 49 employees	—	X	X	X
	Establishments with 50 to 99 employees	—	X	X	X
	Establishments with 100 to 249 employees	—	X	X	X
	Establishments with 250 to 499 employees	—	X	X	X
	Establishments with 500 to 999 employees	1	X	X	X
	Establishments with 1,000 employees or more	—	X	X	X
331512	Steel investment foundries				
	All establishments	1	f	D	D
	Establishments with 1 to 4 employees	—	X	X	X
	Establishments with 5 to 9 employees	—	X	X	X
	Establishments with 10 to 19 employees	—	X	X	X
	Establishments with 20 to 49 employees	—	X	X	X
	Establishments with 50 to 99 employees	—	X	X	X
	Establishments with 100 to 249 employees	—	X	X	X
	Establishments with 250 to 499 employees	—	X	X	X
	Establishments with 500 to 999 employees	1	X	X	X
	Establishments with 1,000 employees or more	—	X	X	X
332	Fabricated metal product manufacturing				
	All establishments	112	3 896	35 464	155 412
	Establishments with 1 to 4 employees	51	X	X	X
	Establishments with 5 to 9 employees	21	X	X	X
	Establishments with 10 to 19 employees	13	X	X	X
	Establishments with 20 to 49 employees	10	X	X	X
	Establishments with 50 to 99 employees	12	X	X	X
	Establishments with 100 to 249 employees	2	X	X	X
	Establishments with 250 to 499 employees	2	X	X	X
	Establishments with 500 to 999 employees	—	X	X	X
	Establishments with 1,000 employees or more	1	X	X	X
3321	Forging and stamping				
	All establishments	9	408	4 065	18 380
	Establishments with 1 to 4 employees	3	X	X	X
	Establishments with 5 to 9 employees	2	X	X	X
	Establishments with 10 to 19 employees	1	X	X	X
	Establishments with 20 to 49 employees	—	X	X	X
	Establishments with 50 to 99 employees	2	X	X	X
	Establishments with 100 to 249 employees	1	X	X	X
	Establishments with 250 to 499 employees	—	X	X	X
	Establishments with 500 to 999 employees	—	X	X	X

See footnotes at end of table.

Table 5. **Establishments, Employees, and Payroll by Industry and Employment Size of Establishments by County: 2004—Con.**

[Excludes most government employees, railroad employees, and self-employed persons. Size class 1 to 4 employees includes establishments having payroll, but no employees, during mid-March pay period. For meaning of abbreviations and symbols, see introductory text. For explanation of terms, see Appendix A. For statement on reliability, see the note at the end of the table and Appendix C]

NAICS code	Geography, kind of business, and employment size class	Establishments (number)	Paid employees for pay period including March 12 (number)	First-quarter payroll (\$1,000)	Annual payroll (\$1,000)
31-33	MORRIS—Con.				
	Manufacturing—Con.				
332	Fabricated metal product manufacturing—Con.				
3321	Forging and stamping—Con.				
	All establishments—Con.				
	Establishments with 1,000 employees or more	—	X	X	X
33211	Forging and stamping				
	All establishments	9	408	4 065	18 380
	Establishments with 1 to 4 employees	3	X	X	X
	Establishments with 5 to 9 employees	2	X	X	X
	Establishments with 10 to 19 employees	1	X	X	X
	Establishments with 20 to 49 employees	—	X	X	X
	Establishments with 50 to 99 employees	2	X	X	X
	Establishments with 100 to 249 employees	1	X	X	X
	Establishments with 250 to 499 employees	—	X	X	X
	Establishments with 500 to 999 employees	—	X	X	X
	Establishments with 1,000 employees or more	—	X	X	X
332116	Metal stamping				
	All establishments	7	e	D	D
	Establishments with 1 to 4 employees	2	X	X	X
	Establishments with 5 to 9 employees	2	X	X	X
	Establishments with 10 to 19 employees	1	X	X	X
	Establishments with 20 to 49 employees	—	X	X	X
	Establishments with 50 to 99 employees	1	X	X	X
	Establishments with 100 to 249 employees	1	X	X	X
	Establishments with 250 to 499 employees	—	X	X	X
	Establishments with 500 to 999 employees	—	X	X	X
	Establishments with 1,000 employees or more	—	X	X	X
3323	Architectural and structural metals manufacturing				
	All establishments	15	663	6 191	27 414
	Establishments with 1 to 4 employees	8	X	X	X
	Establishments with 5 to 9 employees	—	X	X	X
	Establishments with 10 to 19 employees	2	X	X	X
	Establishments with 20 to 49 employees	2	X	X	X
	Establishments with 50 to 99 employees	2	X	X	X
	Establishments with 100 to 249 employees	—	X	X	X
	Establishments with 250 to 499 employees	1	X	X	X
	Establishments with 500 to 999 employees	—	X	X	X
	Establishments with 1,000 employees or more	—	X	X	X
33232	Ornamental and architectural metal products manufacturing				
	All establishments	11	618	5 878	26 067
	Establishments with 1 to 4 employees	6	X	X	X
	Establishments with 5 to 9 employees	—	X	X	X
	Establishments with 10 to 19 employees	1	X	X	X
	Establishments with 20 to 49 employees	1	X	X	X
	Establishments with 50 to 99 employees	2	X	X	X
	Establishments with 100 to 249 employees	—	X	X	X
	Establishments with 250 to 499 employees	1	X	X	X
	Establishments with 500 to 999 employees	—	X	X	X
	Establishments with 1,000 employees or more	—	X	X	X
332322	Sheet metal work manufacturing				
	All establishments	8	601	5 758	25 685
	Establishments with 1 to 4 employees	4	X	X	X
	Establishments with 5 to 9 employees	—	X	X	X
	Establishments with 10 to 19 employees	—	X	X	X
	Establishments with 20 to 49 employees	1	X	X	X
	Establishments with 50 to 99 employees	2	X	X	X
	Establishments with 100 to 249 employees	—	X	X	X
	Establishments with 250 to 499 employees	1	X	X	X
	Establishments with 500 to 999 employees	—	X	X	X
	Establishments with 1,000 employees or more	—	X	X	X
3324	Boiler, tank, and shipping container manufacturing				
	All establishments	3	107	1 290	6 848
	Establishments with 1 to 4 employees	—	X	X	X
	Establishments with 5 to 9 employees	—	X	X	X
	Establishments with 10 to 19 employees	2	X	X	X
	Establishments with 20 to 49 employees	—	X	X	X
	Establishments with 50 to 99 employees	1	X	X	X
	Establishments with 100 to 249 employees	—	X	X	X
	Establishments with 250 to 499 employees	—	X	X	X
	Establishments with 500 to 999 employees	—	X	X	X
	Establishments with 1,000 employees or more	—	X	X	X
3326	Spring and wire product manufacturing				
	All establishments	4	168	1 267	5 867
	Establishments with 1 to 4 employees	—	X	X	X
	Establishments with 5 to 9 employees	—	X	X	X
	Establishments with 10 to 19 employees	1	X	X	X
	Establishments with 20 to 49 employees	1	X	X	X
	Establishments with 50 to 99 employees	2	X	X	X
	Establishments with 100 to 249 employees	—	X	X	X
	Establishments with 250 to 499 employees	—	X	X	X
	Establishments with 500 to 999 employees	—	X	X	X
	Establishments with 1,000 employees or more	—	X	X	X

See footnotes at end of table.

Table 5. Establishments, Employees, and Payroll by Industry and Employment Size of Establishments by County: 2004—Con.

[Excludes most government employees, railroad employees, and self-employed persons. Size class 1 to 4 employees includes establishments having payroll, but no employees, during mid-March pay period. For meaning of abbreviations and symbols, see introductory text. For explanation of terms, see Appendix A. For statement on reliability, see the note at the end of the table and Appendix C]

NAICS code	Geography, kind of business, and employment size class	Establishments (number)	Paid employees for pay period including March 12 (number)	First-quarter payroll (\$1,000)	Annual payroll (\$1,000)
31-33	MORRIS—Con.				
	Manufacturing—Con.				
332	Fabricated metal product manufacturing—Con.				
3326	Spring and wire product manufacturing—Con.				
	All establishments—Con.				
	Establishments with 1,000 employees or more	—	X	X	X
33261	Spring and wire product manufacturing				
	All establishments	4	168	1 267	5 867
	Establishments with 1 to 4 employees	—	X	X	X
	Establishments with 5 to 9 employees	—	X	X	X
	Establishments with 10 to 19 employees	1	X	X	X
	Establishments with 20 to 49 employees	1	X	X	X
	Establishments with 50 to 99 employees	2	X	X	X
	Establishments with 100 to 249 employees	—	X	X	X
	Establishments with 250 to 499 employees	—	X	X	X
	Establishments with 500 to 999 employees	—	X	X	X
	Establishments with 1,000 employees or more	—	X	X	X
332618	Other fabricated wire product manufacturing				
	All establishments	4	168	1 267	5 867
	Establishments with 1 to 4 employees	—	X	X	X
	Establishments with 5 to 9 employees	—	X	X	X
	Establishments with 10 to 19 employees	1	X	X	X
	Establishments with 20 to 49 employees	1	X	X	X
	Establishments with 50 to 99 employees	2	X	X	X
	Establishments with 100 to 249 employees	—	X	X	X
	Establishments with 250 to 499 employees	—	X	X	X
	Establishments with 500 to 999 employees	—	X	X	X
	Establishments with 1,000 employees or more	—	X	X	X
3327	Machine shops; turned product; and screw, nut, and bolt manufacturing				
	All establishments	62	571	6 388	30 257
	Establishments with 1 to 4 employees	33	X	X	X
	Establishments with 5 to 9 employees	15	X	X	X
	Establishments with 10 to 19 employees	6	X	X	X
	Establishments with 20 to 49 employees	6	X	X	X
	Establishments with 50 to 99 employees	2	X	X	X
	Establishments with 100 to 249 employees	—	X	X	X
	Establishments with 250 to 499 employees	—	X	X	X
	Establishments with 500 to 999 employees	—	X	X	X
	Establishments with 1,000 employees or more	—	X	X	X
33271	Machine shops				
	All establishments	44	458	5 077	23 929
	Establishments with 1 to 4 employees	27	X	X	X
	Establishments with 5 to 9 employees	5	X	X	X
	Establishments with 10 to 19 employees	5	X	X	X
	Establishments with 20 to 49 employees	5	X	X	X
	Establishments with 50 to 99 employees	2	X	X	X
	Establishments with 100 to 249 employees	—	X	X	X
	Establishments with 250 to 499 employees	—	X	X	X
	Establishments with 500 to 999 employees	—	X	X	X
	Establishments with 1,000 employees or more	—	X	X	X
332710	Machine shops				
	All establishments	44	458	5 077	23 929
	Establishments with 1 to 4 employees	27	X	X	X
	Establishments with 5 to 9 employees	5	X	X	X
	Establishments with 10 to 19 employees	5	X	X	X
	Establishments with 20 to 49 employees	5	X	X	X
	Establishments with 50 to 99 employees	2	X	X	X
	Establishments with 100 to 249 employees	—	X	X	X
	Establishments with 250 to 499 employees	—	X	X	X
	Establishments with 500 to 999 employees	—	X	X	X
	Establishments with 1,000 employees or more	—	X	X	X
33272	Turned product and screw, nut, and bolt manufacturing				
	All establishments	18	113	1 311	6 328
	Establishments with 1 to 4 employees	6	X	X	X
	Establishments with 5 to 9 employees	10	X	X	X
	Establishments with 10 to 19 employees	1	X	X	X
	Establishments with 20 to 49 employees	1	X	X	X
	Establishments with 50 to 99 employees	—	X	X	X
	Establishments with 100 to 249 employees	—	X	X	X
	Establishments with 250 to 499 employees	—	X	X	X
	Establishments with 500 to 999 employees	—	X	X	X
	Establishments with 1,000 employees or more	—	X	X	X
332721	Precision turned product manufacturing				
	All establishments	17	c	D	D
	Establishments with 1 to 4 employees	5	X	X	X
	Establishments with 5 to 9 employees	10	X	X	X
	Establishments with 10 to 19 employees	1	X	X	X
	Establishments with 20 to 49 employees	1	X	X	X
	Establishments with 50 to 99 employees	—	X	X	X
	Establishments with 100 to 249 employees	—	X	X	X

See footnotes at end of table.

Table 5. Establishments, Employees, and Payroll by Industry and Employment Size of Establishments by County: 2004—Con.

[Excludes most government employees, railroad employees, and self-employed persons. Size class 1 to 4 employees includes establishments having payroll, but no employees, during mid-March pay period. For meaning of abbreviations and symbols, see introductory text. For explanation of terms, see Appendix A. For statement on reliability, see the note at the end of the table and Appendix C]

NAICS code	Geography, kind of business, and employment size class	Establishments (number)	Paid employees for pay period including March 12 (number)	First-quarter payroll (\$1,000)	Annual payroll (\$1,000)
31-33	MORRIS—Con.				
	Manufacturing—Con.				
332	Fabricated metal product manufacturing—Con.				
3327	Machine shops; turned product; and screw, nut, and bolt manufacturing—Con.				
33272	Turned product and screw, nut, and bolt manufacturing—Con.				
332721	Precision turned product manufacturing—Con.				
	All establishments—Con.				
	Establishments with 250 to 499 employees	—	X	X	X
	Establishments with 500 to 999 employees	—	X	X	X
	Establishments with 1,000 employees or more	—	X	X	X
3329	Other fabricated metal product manufacturing				
	All establishments	15	1 957	16 098	65 951
	Establishments with 1 to 4 employees	4	X	X	X
	Establishments with 5 to 9 employees	4	X	X	X
	Establishments with 10 to 19 employees	—	X	X	X
	Establishments with 20 to 49 employees	1	X	X	X
	Establishments with 50 to 99 employees	3	X	X	X
	Establishments with 100 to 249 employees	1	X	X	X
	Establishments with 250 to 499 employees	1	X	X	X
	Establishments with 500 to 999 employees	—	X	X	X
	Establishments with 1,000 employees or more	1	X	X	X
33291	Metal valve manufacturing				
	All establishments	9	1 845	15 459	63 090
	Establishments with 1 to 4 employees	1	X	X	X
	Establishments with 5 to 9 employees	2	X	X	X
	Establishments with 10 to 19 employees	—	X	X	X
	Establishments with 20 to 49 employees	1	X	X	X
	Establishments with 50 to 99 employees	2	X	X	X
	Establishments with 100 to 249 employees	1	X	X	X
	Establishments with 250 to 499 employees	1	X	X	X
	Establishments with 500 to 999 employees	—	X	X	X
	Establishments with 1,000 employees or more	1	X	X	X
332911	Industrial valve manufacturing				
	All establishments	6	1 573	13 054	54 726
	Establishments with 1 to 4 employees	1	X	X	X
	Establishments with 5 to 9 employees	—	X	X	X
	Establishments with 10 to 19 employees	—	X	X	X
	Establishments with 20 to 49 employees	1	X	X	X
	Establishments with 50 to 99 employees	2	X	X	X
	Establishments with 100 to 249 employees	1	X	X	X
	Establishments with 250 to 499 employees	—	X	X	X
	Establishments with 500 to 999 employees	—	X	X	X
	Establishments with 1,000 employees or more	1	X	X	X
332913	Plumbing fixture fitting and trim manufacturing				
	All establishments	1	e	D	D
	Establishments with 1 to 4 employees	—	X	X	X
	Establishments with 5 to 9 employees	—	X	X	X
	Establishments with 10 to 19 employees	—	X	X	X
	Establishments with 20 to 49 employees	—	X	X	X
	Establishments with 50 to 99 employees	—	X	X	X
	Establishments with 100 to 249 employees	—	X	X	X
	Establishments with 250 to 499 employees	1	X	X	X
	Establishments with 500 to 999 employees	—	X	X	X
	Establishments with 1,000 employees or more	—	X	X	X
33299	All other fabricated metal product manufacturing				
	All establishments	6	112	639	2 861
	Establishments with 1 to 4 employees	3	X	X	X
	Establishments with 5 to 9 employees	2	X	X	X
	Establishments with 10 to 19 employees	—	X	X	X
	Establishments with 20 to 49 employees	—	X	X	X
	Establishments with 50 to 99 employees	1	X	X	X
	Establishments with 100 to 249 employees	—	X	X	X
	Establishments with 250 to 499 employees	—	X	X	X
	Establishments with 500 to 999 employees	—	X	X	X
	Establishments with 1,000 employees or more	—	X	X	X
332999	All other miscellaneous fabricated metal product manufacturing				
	All establishments	4	c	D	D
	Establishments with 1 to 4 employees	2	X	X	X
	Establishments with 5 to 9 employees	1	X	X	X
	Establishments with 10 to 19 employees	—	X	X	X
	Establishments with 20 to 49 employees	—	X	X	X
	Establishments with 50 to 99 employees	1	X	X	X
	Establishments with 100 to 249 employees	—	X	X	X
	Establishments with 250 to 499 employees	—	X	X	X
	Establishments with 500 to 999 employees	—	X	X	X
	Establishments with 1,000 employees or more	—	X	X	X

See footnotes at end of table.

Table 5. Establishments, Employees, and Payroll by Industry and Employment Size of Establishments by County: 2004—Con.

[Excludes most government employees, railroad employees, and self-employed persons. Size class 1 to 4 employees includes establishments having payroll, but no employees, during mid-March pay period. For meaning of abbreviations and symbols, see introductory text. For explanation of terms, see Appendix A. For statement on reliability, see the note at the end of the table and Appendix C]

NAICS code	Geography, kind of business, and employment size class	Establishments (number)	Paid employees for pay period including March 12 (number)	First-quarter payroll (\$1,000)	Annual payroll (\$1,000)
31-33	MORRIS—Con.				
	Manufacturing—Con.				
333	Machinery manufacturing				
	All establishments	63	1 116	13 783	61 225
	Establishments with 1 to 4 employees	22	X	X	X
	Establishments with 5 to 9 employees	15	X	X	X
	Establishments with 10 to 19 employees	8	X	X	X
	Establishments with 20 to 49 employees	12	X	X	X
	Establishments with 50 to 99 employees	5	X	X	X
	Establishments with 100 to 249 employees	1	X	X	X
	Establishments with 250 to 499 employees	—	X	X	X
	Establishments with 500 to 999 employees	—	X	X	X
	Establishments with 1,000 employees or more	—	X	X	X
3332	Industrial machinery manufacturing				
	All establishments	8	c	D	D
	Establishments with 1 to 4 employees	2	X	X	X
	Establishments with 5 to 9 employees	3	X	X	X
	Establishments with 10 to 19 employees	—	X	X	X
	Establishments with 20 to 49 employees	2	X	X	X
	Establishments with 50 to 99 employees	1	X	X	X
	Establishments with 100 to 249 employees	—	X	X	X
	Establishments with 250 to 499 employees	—	X	X	X
	Establishments with 500 to 999 employees	—	X	X	X
	Establishments with 1,000 employees or more	—	X	X	X
33329	Other industrial machinery manufacturing				
	All establishments	7	125	1 461	6 613
	Establishments with 1 to 4 employees	1	X	X	X
	Establishments with 5 to 9 employees	3	X	X	X
	Establishments with 10 to 19 employees	—	X	X	X
	Establishments with 20 to 49 employees	2	X	X	X
	Establishments with 50 to 99 employees	1	X	X	X
	Establishments with 100 to 249 employees	—	X	X	X
	Establishments with 250 to 499 employees	—	X	X	X
	Establishments with 500 to 999 employees	—	X	X	X
	Establishments with 1,000 employees or more	—	X	X	X
3333	Commercial and service industry machinery manufacturing				
	All establishments	8	160	2 869	11 533
	Establishments with 1 to 4 employees	2	X	X	X
	Establishments with 5 to 9 employees	2	X	X	X
	Establishments with 10 to 19 employees	2	X	X	X
	Establishments with 20 to 49 employees	1	X	X	X
	Establishments with 50 to 99 employees	1	X	X	X
	Establishments with 100 to 249 employees	—	X	X	X
	Establishments with 250 to 499 employees	—	X	X	X
	Establishments with 500 to 999 employees	—	X	X	X
	Establishments with 1,000 employees or more	—	X	X	X
33331	Commercial and service industry machinery manufacturing				
	All establishments	8	160	2 869	11 533
	Establishments with 1 to 4 employees	2	X	X	X
	Establishments with 5 to 9 employees	2	X	X	X
	Establishments with 10 to 19 employees	2	X	X	X
	Establishments with 20 to 49 employees	1	X	X	X
	Establishments with 50 to 99 employees	1	X	X	X
	Establishments with 100 to 249 employees	—	X	X	X
	Establishments with 250 to 499 employees	—	X	X	X
	Establishments with 500 to 999 employees	—	X	X	X
	Establishments with 1,000 employees or more	—	X	X	X
333314	Optical instrument and lens manufacturing				
	All establishments	3	131	2 390	9 433
	Establishments with 1 to 4 employees	—	X	X	X
	Establishments with 5 to 9 employees	—	X	X	X
	Establishments with 10 to 19 employees	1	X	X	X
	Establishments with 20 to 49 employees	1	X	X	X
	Establishments with 50 to 99 employees	1	X	X	X
	Establishments with 100 to 249 employees	—	X	X	X
	Establishments with 250 to 499 employees	—	X	X	X
	Establishments with 500 to 999 employees	—	X	X	X
	Establishments with 1,000 employees or more	—	X	X	X
3334	Ventilation, heating, air-conditioning, and commercial refrigeration equipment manufacturing				
	All establishments	8	300	2 655	11 413
	Establishments with 1 to 4 employees	2	X	X	X
	Establishments with 5 to 9 employees	2	X	X	X
	Establishments with 10 to 19 employees	—	X	X	X
	Establishments with 20 to 49 employees	2	X	X	X
	Establishments with 50 to 99 employees	1	X	X	X
	Establishments with 100 to 249 employees	1	X	X	X
	Establishments with 250 to 499 employees	—	X	X	X
	Establishments with 500 to 999 employees	—	X	X	X
	Establishments with 1,000 employees or more	—	X	X	X

See footnotes at end of table.

Table 5. Establishments, Employees, and Payroll by Industry and Employment Size of Establishments by County: 2004—Con.

[Excludes most government employees, railroad employees, and self-employed persons. Size class 1 to 4 employees includes establishments having payroll, but no employees, during mid-March pay period. For meaning of abbreviations and symbols, see introductory text. For explanation of terms, see Appendix A. For statement on reliability, see the note at the end of the table and Appendix C]

NAICS code	Geography, kind of business, and employment size class	Establishments (number)	Paid employees for pay period including March 12 (number)	First-quarter payroll (\$1,000)	Annual payroll (\$1,000)
31-33	MORRIS—Con.				
	Manufacturing—Con.				
333	Machinery manufacturing—Con.				
3334	Ventilation, heating, air-conditioning, and commercial refrigeration equipment manufacturing—Con.				
33341	Ventilation, heating, air-conditioning, and commercial refrigeration equipment manufacturing				
	All establishments	8	300	2 655	11 413
	Establishments with 1 to 4 employees	2	X	X	X
	Establishments with 5 to 9 employees	2	X	X	X
	Establishments with 10 to 19 employees	—	X	X	X
	Establishments with 20 to 49 employees	2	X	X	X
	Establishments with 50 to 99 employees	1	X	X	X
	Establishments with 100 to 249 employees	1	X	X	X
	Establishments with 250 to 499 employees	—	X	X	X
	Establishments with 500 to 999 employees	—	X	X	X
	Establishments with 1,000 employees or more	—	X	X	X
333411	Air purification equipment manufacturing				
	All establishments	3	c	D	D
	Establishments with 1 to 4 employees	—	X	X	X
	Establishments with 5 to 9 employees	2	X	X	X
	Establishments with 10 to 19 employees	—	X	X	X
	Establishments with 20 to 49 employees	—	X	X	X
	Establishments with 50 to 99 employees	—	X	X	X
	Establishments with 100 to 249 employees	1	X	X	X
	Establishments with 250 to 499 employees	—	X	X	X
	Establishments with 500 to 999 employees	—	X	X	X
	Establishments with 1,000 employees or more	—	X	X	X
3335	Metalworking machinery manufacturing				
	All establishments	17	192	2 021	9 940
	Establishments with 1 to 4 employees	6	X	X	X
	Establishments with 5 to 9 employees	4	X	X	X
	Establishments with 10 to 19 employees	4	X	X	X
	Establishments with 20 to 49 employees	3	X	X	X
	Establishments with 50 to 99 employees	—	X	X	X
	Establishments with 100 to 249 employees	—	X	X	X
	Establishments with 250 to 499 employees	—	X	X	X
	Establishments with 500 to 999 employees	—	X	X	X
	Establishments with 1,000 employees or more	—	X	X	X
33351	Metalworking machinery manufacturing				
	All establishments	17	192	2 021	9 940
	Establishments with 1 to 4 employees	6	X	X	X
	Establishments with 5 to 9 employees	4	X	X	X
	Establishments with 10 to 19 employees	4	X	X	X
	Establishments with 20 to 49 employees	3	X	X	X
	Establishments with 50 to 99 employees	—	X	X	X
	Establishments with 100 to 249 employees	—	X	X	X
	Establishments with 250 to 499 employees	—	X	X	X
	Establishments with 500 to 999 employees	—	X	X	X
	Establishments with 1,000 employees or more	—	X	X	X
3339	Other general purpose machinery manufacturing				
	All establishments	20	320	4 519	20 513
	Establishments with 1 to 4 employees	10	X	X	X
	Establishments with 5 to 9 employees	2	X	X	X
	Establishments with 10 to 19 employees	2	X	X	X
	Establishments with 20 to 49 employees	4	X	X	X
	Establishments with 50 to 99 employees	2	X	X	X
	Establishments with 100 to 249 employees	—	X	X	X
	Establishments with 250 to 499 employees	—	X	X	X
	Establishments with 500 to 999 employees	—	X	X	X
	Establishments with 1,000 employees or more	—	X	X	X
33399	All other general purpose machinery manufacturing				
	All establishments	11	220	3 383	15 298
	Establishments with 1 to 4 employees	6	X	X	X
	Establishments with 5 to 9 employees	—	X	X	X
	Establishments with 10 to 19 employees	1	X	X	X
	Establishments with 20 to 49 employees	2	X	X	X
	Establishments with 50 to 99 employees	2	X	X	X
	Establishments with 100 to 249 employees	—	X	X	X
	Establishments with 250 to 499 employees	—	X	X	X
	Establishments with 500 to 999 employees	—	X	X	X
	Establishments with 1,000 employees or more	—	X	X	X
334	Computer and electronic product manufacturing				
	All establishments	69	3 595	46 614	188 292
	Establishments with 1 to 4 employees	16	X	X	X
	Establishments with 5 to 9 employees	10	X	X	X
	Establishments with 10 to 19 employees	6	X	X	X
	Establishments with 20 to 49 employees	23	X	X	X
	Establishments with 50 to 99 employees	4	X	X	X
	Establishments with 100 to 249 employees	6	X	X	X
	Establishments with 250 to 499 employees	4	X	X	X
	Establishments with 500 to 999 employees	—	X	X	X
	Establishments with 1,000 employees or more	—	X	X	X

See footnotes at end of table.

Table 5. Establishments, Employees, and Payroll by Industry and Employment Size of Establishments by County: 2004—Con.

[Excludes most government employees, railroad employees, and self-employed persons. Size class 1 to 4 employees includes establishments having payroll, but no employees, during mid-March pay period. For meaning of abbreviations and symbols, see introductory text. For explanation of terms, see Appendix A. For statement on reliability, see the note at the end of the table and Appendix C]

NAICS code	Geography, kind of business, and employment size class	Establishments (number)	Paid employees for pay period including March 12 (number)	First-quarter payroll (\$1,000)	Annual payroll (\$1,000)
31-33	MORRIS—Con.				
	Manufacturing—Con.				
334	Computer and electronic product manufacturing—Con.				
3342	Communications equipment manufacturing				
	All establishments	8	845	9 838	39 931
	Establishments with 1 to 4 employees	—	X	X	X
	Establishments with 5 to 9 employees	—	X	X	X
	Establishments with 10 to 19 employees	1	X	X	X
	Establishments with 20 to 49 employees	4	X	X	X
	Establishments with 50 to 99 employees	—	X	X	X
	Establishments with 100 to 249 employees	2	X	X	X
	Establishments with 250 to 499 employees	1	X	X	X
	Establishments with 500 to 999 employees	—	X	X	X
	Establishments with 1,000 employees or more	—	X	X	X
33421	Telephone apparatus manufacturing				
	All establishments	2	c	D	D
	Establishments with 1 to 4 employees	—	X	X	X
	Establishments with 5 to 9 employees	—	X	X	X
	Establishments with 10 to 19 employees	1	X	X	X
	Establishments with 20 to 49 employees	—	X	X	X
	Establishments with 50 to 99 employees	—	X	X	X
	Establishments with 100 to 249 employees	1	X	X	X
	Establishments with 250 to 499 employees	—	X	X	X
	Establishments with 500 to 999 employees	—	X	X	X
	Establishments with 1,000 employees or more	—	X	X	X
334210	Telephone apparatus manufacturing				
	All establishments	2	c	D	D
	Establishments with 1 to 4 employees	—	X	X	X
	Establishments with 5 to 9 employees	—	X	X	X
	Establishments with 10 to 19 employees	1	X	X	X
	Establishments with 20 to 49 employees	—	X	X	X
	Establishments with 50 to 99 employees	—	X	X	X
	Establishments with 100 to 249 employees	1	X	X	X
	Establishments with 250 to 499 employees	—	X	X	X
	Establishments with 500 to 999 employees	—	X	X	X
	Establishments with 1,000 employees or more	—	X	X	X
33422	Radio and television broadcasting and wireless communications equipment manufacturing				
	All establishments	4	270	3 368	14 078
	Establishments with 1 to 4 employees	—	X	X	X
	Establishments with 5 to 9 employees	—	X	X	X
	Establishments with 10 to 19 employees	—	X	X	X
	Establishments with 20 to 49 employees	3	X	X	X
	Establishments with 50 to 99 employees	—	X	X	X
	Establishments with 100 to 249 employees	1	X	X	X
	Establishments with 250 to 499 employees	—	X	X	X
	Establishments with 500 to 999 employees	—	X	X	X
	Establishments with 1,000 employees or more	—	X	X	X
334220	Radio and television broadcasting and wireless communications equipment manufacturing				
	All establishments	4	270	3 368	14 078
	Establishments with 1 to 4 employees	—	X	X	X
	Establishments with 5 to 9 employees	—	X	X	X
	Establishments with 10 to 19 employees	—	X	X	X
	Establishments with 20 to 49 employees	3	X	X	X
	Establishments with 50 to 99 employees	—	X	X	X
	Establishments with 100 to 249 employees	1	X	X	X
	Establishments with 250 to 499 employees	—	X	X	X
	Establishments with 500 to 999 employees	—	X	X	X
	Establishments with 1,000 employees or more	—	X	X	X
33429	Other communications equipment manufacturing				
	All establishments	2	e	D	D
	Establishments with 1 to 4 employees	—	X	X	X
	Establishments with 5 to 9 employees	—	X	X	X
	Establishments with 10 to 19 employees	—	X	X	X
	Establishments with 20 to 49 employees	1	X	X	X
	Establishments with 50 to 99 employees	—	X	X	X
	Establishments with 100 to 249 employees	—	X	X	X
	Establishments with 250 to 499 employees	1	X	X	X
	Establishments with 500 to 999 employees	—	X	X	X
	Establishments with 1,000 employees or more	—	X	X	X
334290	Other communications equipment manufacturing				
	All establishments	2	e	D	D
	Establishments with 1 to 4 employees	—	X	X	X
	Establishments with 5 to 9 employees	—	X	X	X
	Establishments with 10 to 19 employees	—	X	X	X
	Establishments with 20 to 49 employees	1	X	X	X
	Establishments with 50 to 99 employees	—	X	X	X
	Establishments with 100 to 249 employees	—	X	X	X
	Establishments with 250 to 499 employees	1	X	X	X
	Establishments with 500 to 999 employees	—	X	X	X
	Establishments with 1,000 employees or more	—	X	X	X

See footnotes at end of table.

Table 5. Establishments, Employees, and Payroll by Industry and Employment Size of Establishments by County: 2004—Con.

[Excludes most government employees, railroad employees, and self-employed persons. Size class 1 to 4 employees includes establishments having payroll, but no employees, during mid-March pay period. For meaning of abbreviations and symbols, see introductory text. For explanation of terms, see Appendix A. For statement on reliability, see the note at the end of the table and Appendix C]

NAICS code	Geography, kind of business, and employment size class	Establishments (number)	Paid employees for pay period including March 12 (number)	First-quarter payroll (\$1,000)	Annual payroll (\$1,000)
MORRIS—Con.					
31-33	Manufacturing—Con.				
334	Computer and electronic product manufacturing—Con.				
3344	Semiconductor and other electronic component manufacturing				
	All establishments	27	1 394	15 930	65 522
	Establishments with 1 to 4 employees	6	X	X	X
	Establishments with 5 to 9 employees	3	X	X	X
	Establishments with 10 to 19 employees	1	X	X	X
	Establishments with 20 to 49 employees	11	X	X	X
	Establishments with 50 to 99 employees	3	X	X	X
	Establishments with 100 to 249 employees	1	X	X	X
	Establishments with 250 to 499 employees	2	X	X	X
	Establishments with 500 to 999 employees	—	X	X	X
	Establishments with 1,000 employees or more	—	X	X	X
33441	Semiconductor and other electronic component manufacturing				
	All establishments	27	1 394	15 930	65 522
	Establishments with 1 to 4 employees	6	X	X	X
	Establishments with 5 to 9 employees	3	X	X	X
	Establishments with 10 to 19 employees	1	X	X	X
	Establishments with 20 to 49 employees	11	X	X	X
	Establishments with 50 to 99 employees	3	X	X	X
	Establishments with 100 to 249 employees	1	X	X	X
	Establishments with 250 to 499 employees	2	X	X	X
	Establishments with 500 to 999 employees	—	X	X	X
	Establishments with 1,000 employees or more	—	X	X	X
334413	Semiconductor and related device manufacturing				
	All establishments	2	e	D	D
	Establishments with 1 to 4 employees	1	X	X	X
	Establishments with 5 to 9 employees	—	X	X	X
	Establishments with 10 to 19 employees	—	X	X	X
	Establishments with 20 to 49 employees	—	X	X	X
	Establishments with 50 to 99 employees	—	X	X	X
	Establishments with 100 to 249 employees	—	X	X	X
	Establishments with 250 to 499 employees	1	X	X	X
	Establishments with 500 to 999 employees	—	X	X	X
	Establishments with 1,000 employees or more	—	X	X	X
334414	Electronic capacitor manufacturing				
	All establishments	2	c	D	D
	Establishments with 1 to 4 employees	—	X	X	X
	Establishments with 5 to 9 employees	—	X	X	X
	Establishments with 10 to 19 employees	—	X	X	X
	Establishments with 20 to 49 employees	1	X	X	X
	Establishments with 50 to 99 employees	1	X	X	X
	Establishments with 100 to 249 employees	—	X	X	X
	Establishments with 250 to 499 employees	—	X	X	X
	Establishments with 500 to 999 employees	—	X	X	X
	Establishments with 1,000 employees or more	—	X	X	X
334419	Other electronic component manufacturing				
	All establishments	16	812	9 010	37 385
	Establishments with 1 to 4 employees	3	X	X	X
	Establishments with 5 to 9 employees	2	X	X	X
	Establishments with 10 to 19 employees	—	X	X	X
	Establishments with 20 to 49 employees	8	X	X	X
	Establishments with 50 to 99 employees	1	X	X	X
	Establishments with 100 to 249 employees	1	X	X	X
	Establishments with 250 to 499 employees	1	X	X	X
	Establishments with 500 to 999 employees	—	X	X	X
	Establishments with 1,000 employees or more	—	X	X	X
3345	Navigational, measuring, electromedical, and control instruments manufacturing				
	All establishments	23	1 302	20 188	79 574
	Establishments with 1 to 4 employees	2	X	X	X
	Establishments with 5 to 9 employees	6	X	X	X
	Establishments with 10 to 19 employees	3	X	X	X
	Establishments with 20 to 49 employees	7	X	X	X
	Establishments with 50 to 99 employees	1	X	X	X
	Establishments with 100 to 249 employees	3	X	X	X
	Establishments with 250 to 499 employees	1	X	X	X
	Establishments with 500 to 999 employees	—	X	X	X
	Establishments with 1,000 employees or more	—	X	X	X
33451	Navigational, measuring, electromedical, and control instruments manufacturing				
	All establishments	23	1 302	20 188	79 574
	Establishments with 1 to 4 employees	2	X	X	X
	Establishments with 5 to 9 employees	6	X	X	X
	Establishments with 10 to 19 employees	3	X	X	X
	Establishments with 20 to 49 employees	7	X	X	X
	Establishments with 50 to 99 employees	1	X	X	X
	Establishments with 100 to 249 employees	3	X	X	X
	Establishments with 250 to 499 employees	1	X	X	X
	Establishments with 500 to 999 employees	—	X	X	X
	Establishments with 1,000 employees or more	—	X	X	X

See footnotes at end of table.

Table 5. Establishments, Employees, and Payroll by Industry and Employment Size of Establishments by County: 2004—Con.

[Excludes most government employees, railroad employees, and self-employed persons. Size class 1 to 4 employees includes establishments having payroll, but no employees, during mid-March pay period. For meaning of abbreviations and symbols, see introductory text. For explanation of terms, see Appendix A. For statement on reliability, see the note at the end of the table and Appendix C]

NAICS code	Geography, kind of business, and employment size class	Establishments (number)	Paid employees for pay period including March 12 (number)	First-quarter payroll (\$1,000)	Annual payroll (\$1,000)
	MORRIS—Con.				
31-33	Manufacturing—Con.				
334	Computer and electronic product manufacturing—Con.				
3345	Navigational, measuring, electromedical, and control instruments manufacturing—Con.				
33451	Navigational, measuring, electromedical, and control instruments manufacturing—Con.				
334510	Electromedical and electrotherapeutic apparatus manufacturing				
	All establishments	3	246	2 758	10 788
	Establishments with 1 to 4 employees	—	X	X	X
	Establishments with 5 to 9 employees	—	X	X	X
	Establishments with 10 to 19 employees	—	X	X	X
	Establishments with 20 to 49 employees	2	X	X	X
	Establishments with 50 to 99 employees	—	X	X	X
	Establishments with 100 to 249 employees	1	X	X	X
	Establishments with 250 to 499 employees	—	X	X	X
	Establishments with 500 to 999 employees	—	X	X	X
	Establishments with 1,000 employees or more	—	X	X	X
334511	Search, detection, navigation, guidance, aeronautical, and nautical system and instrument manufacturing				
	All establishments	2	c	D	D
	Establishments with 1 to 4 employees	—	X	X	X
	Establishments with 5 to 9 employees	—	X	X	X
	Establishments with 10 to 19 employees	—	X	X	X
	Establishments with 20 to 49 employees	1	X	X	X
	Establishments with 50 to 99 employees	—	X	X	X
	Establishments with 100 to 249 employees	1	X	X	X
	Establishments with 250 to 499 employees	—	X	X	X
	Establishments with 500 to 999 employees	—	X	X	X
	Establishments with 1,000 employees or more	—	X	X	X
334515	Instrument manufacturing for measuring and testing electricity and electrical signals				
	All establishments	6	224	4 463	17 015
	Establishments with 1 to 4 employees	—	X	X	X
	Establishments with 5 to 9 employees	2	X	X	X
	Establishments with 10 to 19 employees	—	X	X	X
	Establishments with 20 to 49 employees	3	X	X	X
	Establishments with 50 to 99 employees	—	X	X	X
	Establishments with 100 to 249 employees	1	X	X	X
	Establishments with 250 to 499 employees	—	X	X	X
	Establishments with 500 to 999 employees	—	X	X	X
	Establishments with 1,000 employees or more	—	X	X	X
334516	Analytical laboratory instrument manufacturing				
	All establishments	2	e	D	D
	Establishments with 1 to 4 employees	—	X	X	X
	Establishments with 5 to 9 employees	—	X	X	X
	Establishments with 10 to 19 employees	1	X	X	X
	Establishments with 20 to 49 employees	—	X	X	X
	Establishments with 50 to 99 employees	—	X	X	X
	Establishments with 100 to 249 employees	—	X	X	X
	Establishments with 250 to 499 employees	1	X	X	X
	Establishments with 500 to 999 employees	—	X	X	X
	Establishments with 1,000 employees or more	—	X	X	X
334519	Other measuring and controlling device manufacturing				
	All establishments	4	122	1 301	5 818
	Establishments with 1 to 4 employees	1	X	X	X
	Establishments with 5 to 9 employees	1	X	X	X
	Establishments with 10 to 19 employees	—	X	X	X
	Establishments with 20 to 49 employees	1	X	X	X
	Establishments with 50 to 99 employees	1	X	X	X
	Establishments with 100 to 249 employees	—	X	X	X
	Establishments with 250 to 499 employees	—	X	X	X
	Establishments with 500 to 999 employees	—	X	X	X
	Establishments with 1,000 employees or more	—	X	X	X
335	Electrical equipment, appliance, and component manufacturing				
	All establishments	24	703	8 538	35 451
	Establishments with 1 to 4 employees	8	X	X	X
	Establishments with 5 to 9 employees	5	X	X	X
	Establishments with 10 to 19 employees	2	X	X	X
	Establishments with 20 to 49 employees	4	X	X	X
	Establishments with 50 to 99 employees	3	X	X	X
	Establishments with 100 to 249 employees	2	X	X	X
	Establishments with 250 to 499 employees	—	X	X	X
	Establishments with 500 to 999 employees	—	X	X	X
	Establishments with 1,000 employees or more	—	X	X	X

See footnotes at end of table.

Table 5. Establishments, Employees, and Payroll by Industry and Employment Size of Establishments by County: 2004—Con.

[Excludes most government employees, railroad employees, and self-employed persons. Size class 1 to 4 employees includes establishments having payroll, but no employees, during mid-March pay period. For meaning of abbreviations and symbols, see introductory text. For explanation of terms, see Appendix A. For statement on reliability, see the note at the end of the table and Appendix C]

NAICS code	Geography, kind of business, and employment size class	Establishments (number)	Paid employees for pay period including March 12 (number)	First-quarter payroll (\$1,000)	Annual payroll (\$1,000)
	MORRIS—Con.				
31-33	Manufacturing—Con.				
335	Electrical equipment, appliance, and component manufacturing—Con.				
3353	Electrical equipment manufacturing				
	All establishments	11	393	4 998	22 916
	Establishments with 1 to 4 employees	4	X	X	X
	Establishments with 5 to 9 employees	2	X	X	X
	Establishments with 10 to 19 employees	1	X	X	X
	Establishments with 20 to 49 employees	2	X	X	X
	Establishments with 50 to 99 employees	-	X	X	X
	Establishments with 100 to 249 employees	2	X	X	X
	Establishments with 250 to 499 employees	-	X	X	X
	Establishments with 500 to 999 employees	-	X	X	X
	Establishments with 1,000 employees or more	-	X	X	X
33531	Electrical equipment manufacturing				
	All establishments	11	393	4 998	22 916
	Establishments with 1 to 4 employees	4	X	X	X
	Establishments with 5 to 9 employees	2	X	X	X
	Establishments with 10 to 19 employees	1	X	X	X
	Establishments with 20 to 49 employees	2	X	X	X
	Establishments with 50 to 99 employees	-	X	X	X
	Establishments with 100 to 249 employees	2	X	X	X
	Establishments with 250 to 499 employees	-	X	X	X
	Establishments with 500 to 999 employees	-	X	X	X
	Establishments with 1,000 employees or more	-	X	X	X
335313	Switchgear and switchboard apparatus manufacturing				
	All establishments	4	300	4 064	18 352
	Establishments with 1 to 4 employees	2	X	X	X
	Establishments with 5 to 9 employees	-	X	X	X
	Establishments with 10 to 19 employees	-	X	X	X
	Establishments with 20 to 49 employees	-	X	X	X
	Establishments with 50 to 99 employees	-	X	X	X
	Establishments with 100 to 249 employees	2	X	X	X
	Establishments with 250 to 499 employees	-	X	X	X
	Establishments with 500 to 999 employees	-	X	X	X
	Establishments with 1,000 employees or more	-	X	X	X
3359	Other electrical equipment and component manufacturing				
	All establishments	8	234	2 913	9 979
	Establishments with 1 to 4 employees	1	X	X	X
	Establishments with 5 to 9 employees	2	X	X	X
	Establishments with 10 to 19 employees	1	X	X	X
	Establishments with 20 to 49 employees	2	X	X	X
	Establishments with 50 to 99 employees	2	X	X	X
	Establishments with 100 to 249 employees	-	X	X	X
	Establishments with 250 to 499 employees	-	X	X	X
	Establishments with 500 to 999 employees	-	X	X	X
	Establishments with 1,000 employees or more	-	X	X	X
33599	All other electrical equipment and component manufacturing				
	All establishments	4	138	1 713	6 348
	Establishments with 1 to 4 employees	1	X	X	X
	Establishments with 5 to 9 employees	1	X	X	X
	Establishments with 10 to 19 employees	-	X	X	X
	Establishments with 20 to 49 employees	-	X	X	X
	Establishments with 50 to 99 employees	2	X	X	X
	Establishments with 100 to 249 employees	-	X	X	X
	Establishments with 250 to 499 employees	-	X	X	X
	Establishments with 500 to 999 employees	-	X	X	X
	Establishments with 1,000 employees or more	-	X	X	X
336	Transportation equipment manufacturing				
	All establishments	3	c	D	D
	Establishments with 1 to 4 employees	-	X	X	X
	Establishments with 5 to 9 employees	1	X	X	X
	Establishments with 10 to 19 employees	1	X	X	X
	Establishments with 20 to 49 employees	-	X	X	X
	Establishments with 50 to 99 employees	-	X	X	X
	Establishments with 100 to 249 employees	1	X	X	X
	Establishments with 250 to 499 employees	-	X	X	X
	Establishments with 500 to 999 employees	-	X	X	X
	Establishments with 1,000 employees or more	-	X	X	X
3364	Aerospace product and parts manufacturing				
	All establishments	2	c	D	D
	Establishments with 1 to 4 employees	-	X	X	X
	Establishments with 5 to 9 employees	1	X	X	X
	Establishments with 10 to 19 employees	-	X	X	X
	Establishments with 20 to 49 employees	-	X	X	X
	Establishments with 50 to 99 employees	-	X	X	X
	Establishments with 100 to 249 employees	1	X	X	X
	Establishments with 250 to 499 employees	-	X	X	X
	Establishments with 500 to 999 employees	-	X	X	X
	Establishments with 1,000 employees or more	-	X	X	X

See footnotes at end of table.

Table 5. Establishments, Employees, and Payroll by Industry and Employment Size of Establishments by County: 2004—Con.

[Excludes most government employees, railroad employees, and self-employed persons. Size class 1 to 4 employees includes establishments having payroll, but no employees, during mid-March pay period. For meaning of abbreviations and symbols, see introductory text. For explanation of terms, see Appendix A. For statement on reliability, see the note at the end of the table and Appendix C]

NAICS code	Geography, kind of business, and employment size class	Establishments (number)	Paid employees for pay period including March 12 (number)	First-quarter payroll (\$1,000)	Annual payroll (\$1,000)
31-33	MORRIS—Con.				
	Manufacturing—Con.				
336	Transportation equipment manufacturing—Con.				
3364	Aerospace product and parts manufacturing—Con.				
33641	Aerospace product and parts manufacturing				
	All establishments	2	c	D	D
	Establishments with 1 to 4 employees	—	X	X	X
	Establishments with 5 to 9 employees	1	X	X	X
	Establishments with 10 to 19 employees	—	X	X	X
	Establishments with 20 to 49 employees	—	X	X	X
	Establishments with 50 to 99 employees	—	X	X	X
	Establishments with 100 to 249 employees	1	X	X	X
	Establishments with 250 to 499 employees	—	X	X	X
	Establishments with 500 to 999 employees	—	X	X	X
	Establishments with 1,000 employees or more	—	X	X	X
336413	Other aircraft parts and auxiliary equipment manufacturing				
	All establishments	1	c	D	D
	Establishments with 1 to 4 employees	—	X	X	X
	Establishments with 5 to 9 employees	—	X	X	X
	Establishments with 10 to 19 employees	—	X	X	X
	Establishments with 20 to 49 employees	—	X	X	X
	Establishments with 50 to 99 employees	—	X	X	X
	Establishments with 100 to 249 employees	1	X	X	X
	Establishments with 250 to 499 employees	—	X	X	X
	Establishments with 500 to 999 employees	—	X	X	X
	Establishments with 1,000 employees or more	—	X	X	X
337	Furniture and related product manufacturing				
	All establishments	30	470	4 040	17 212
	Establishments with 1 to 4 employees	14	X	X	X
	Establishments with 5 to 9 employees	7	X	X	X
	Establishments with 10 to 19 employees	3	X	X	X
	Establishments with 20 to 49 employees	3	X	X	X
	Establishments with 50 to 99 employees	2	X	X	X
	Establishments with 100 to 249 employees	1	X	X	X
	Establishments with 250 to 499 employees	—	X	X	X
	Establishments with 500 to 999 employees	—	X	X	X
	Establishments with 1,000 employees or more	—	X	X	X
3371	Household and institutional furniture and kitchen cabinet manufacturing				
	All establishments	22	c	D	D
	Establishments with 1 to 4 employees	13	X	X	X
	Establishments with 5 to 9 employees	6	X	X	X
	Establishments with 10 to 19 employees	1	X	X	X
	Establishments with 20 to 49 employees	1	X	X	X
	Establishments with 50 to 99 employees	1	X	X	X
	Establishments with 100 to 249 employees	—	X	X	X
	Establishments with 250 to 499 employees	—	X	X	X
	Establishments with 500 to 999 employees	—	X	X	X
	Establishments with 1,000 employees or more	—	X	X	X
33711	Wood kitchen cabinet and countertop manufacturing				
	All establishments	14	157	1 207	4 873
	Establishments with 1 to 4 employees	7	X	X	X
	Establishments with 5 to 9 employees	4	X	X	X
	Establishments with 10 to 19 employees	1	X	X	X
	Establishments with 20 to 49 employees	1	X	X	X
	Establishments with 50 to 99 employees	1	X	X	X
	Establishments with 100 to 249 employees	—	X	X	X
	Establishments with 250 to 499 employees	—	X	X	X
	Establishments with 500 to 999 employees	—	X	X	X
	Establishments with 1,000 employees or more	—	X	X	X
337110	Wood kitchen cabinet and countertop manufacturing				
	All establishments	14	157	1 207	4 873
	Establishments with 1 to 4 employees	7	X	X	X
	Establishments with 5 to 9 employees	4	X	X	X
	Establishments with 10 to 19 employees	1	X	X	X
	Establishments with 20 to 49 employees	1	X	X	X
	Establishments with 50 to 99 employees	1	X	X	X
	Establishments with 100 to 249 employees	—	X	X	X
	Establishments with 250 to 499 employees	—	X	X	X
	Establishments with 500 to 999 employees	—	X	X	X
	Establishments with 1,000 employees or more	—	X	X	X
3372	Office furniture (including fixtures) manufacturing				
	All establishments	7	180	1 473	6 591
	Establishments with 1 to 4 employees	1	X	X	X
	Establishments with 5 to 9 employees	1	X	X	X
	Establishments with 10 to 19 employees	2	X	X	X
	Establishments with 20 to 49 employees	2	X	X	X
	Establishments with 50 to 99 employees	1	X	X	X
	Establishments with 100 to 249 employees	—	X	X	X
	Establishments with 250 to 499 employees	—	X	X	X
	Establishments with 500 to 999 employees	—	X	X	X
	Establishments with 1,000 employees or more	—	X	X	X

See footnotes at end of table.

Table 5. Establishments, Employees, and Payroll by Industry and Employment Size of Establishments by County: 2004—Con.

[Excludes most government employees, railroad employees, and self-employed persons. Size class 1 to 4 employees includes establishments having payroll, but no employees, during mid-March pay period. For meaning of abbreviations and symbols, see introductory text. For explanation of terms, see Appendix A. For statement on reliability, see the note at the end of the table and Appendix C]

NAICS code	Geography, kind of business, and employment size class	Establishments (number)	Paid employees for pay period including March 12 (number)	First-quarter payroll (\$1,000)	Annual payroll (\$1,000)
	MORRIS—Con.				
31-33	Manufacturing—Con.				
337	Furniture and related product manufacturing—Con.				
3372	Office furniture (including fixtures) manufacturing—Con.				
33721	Office furniture (including fixtures) manufacturing				
	All establishments	7	180	1 473	6 591
	Establishments with 1 to 4 employees	1	X	X	X
	Establishments with 5 to 9 employees	1	X	X	X
	Establishments with 10 to 19 employees	2	X	X	X
	Establishments with 20 to 49 employees	2	X	X	X
	Establishments with 50 to 99 employees	1	X	X	X
	Establishments with 100 to 249 employees	—	X	X	X
	Establishments with 250 to 499 employees	—	X	X	X
	Establishments with 500 to 999 employees	—	X	X	X
	Establishments with 1,000 employees or more	—	X	X	X
3379	Other furniture related product manufacturing				
	All establishments	1	c	D	D
	Establishments with 1 to 4 employees	—	X	X	X
	Establishments with 5 to 9 employees	—	X	X	X
	Establishments with 10 to 19 employees	—	X	X	X
	Establishments with 20 to 49 employees	—	X	X	X
	Establishments with 50 to 99 employees	—	X	X	X
	Establishments with 100 to 249 employees	1	X	X	X
	Establishments with 250 to 499 employees	—	X	X	X
	Establishments with 500 to 999 employees	—	X	X	X
	Establishments with 1,000 employees or more	—	X	X	X
33792	Blind and shade manufacturing				
	All establishments	1	c	D	D
	Establishments with 1 to 4 employees	—	X	X	X
	Establishments with 5 to 9 employees	—	X	X	X
	Establishments with 10 to 19 employees	—	X	X	X
	Establishments with 20 to 49 employees	—	X	X	X
	Establishments with 50 to 99 employees	—	X	X	X
	Establishments with 100 to 249 employees	1	X	X	X
	Establishments with 250 to 499 employees	—	X	X	X
	Establishments with 500 to 999 employees	—	X	X	X
	Establishments with 1,000 employees or more	—	X	X	X
337920	Blind and shade manufacturing				
	All establishments	1	c	D	D
	Establishments with 1 to 4 employees	—	X	X	X
	Establishments with 5 to 9 employees	—	X	X	X
	Establishments with 10 to 19 employees	—	X	X	X
	Establishments with 20 to 49 employees	—	X	X	X
	Establishments with 50 to 99 employees	—	X	X	X
	Establishments with 100 to 249 employees	1	X	X	X
	Establishments with 250 to 499 employees	—	X	X	X
	Establishments with 500 to 999 employees	—	X	X	X
	Establishments with 1,000 employees or more	—	X	X	X
339	Miscellaneous manufacturing				
	All establishments	62	1 777	18 503	77 021
	Establishments with 1 to 4 employees	34	X	X	X
	Establishments with 5 to 9 employees	7	X	X	X
	Establishments with 10 to 19 employees	8	X	X	X
	Establishments with 20 to 49 employees	7	X	X	X
	Establishments with 50 to 99 employees	2	X	X	X
	Establishments with 100 to 249 employees	3	X	X	X
	Establishments with 250 to 499 employees	—	X	X	X
	Establishments with 500 to 999 employees	1	X	X	X
	Establishments with 1,000 employees or more	—	X	X	X
3391	Medical equipment and supplies manufacturing				
	All establishments	30	1 470	15 631	64 901
	Establishments with 1 to 4 employees	16	X	X	X
	Establishments with 5 to 9 employees	2	X	X	X
	Establishments with 10 to 19 employees	4	X	X	X
	Establishments with 20 to 49 employees	3	X	X	X
	Establishments with 50 to 99 employees	1	X	X	X
	Establishments with 100 to 249 employees	3	X	X	X
	Establishments with 250 to 499 employees	—	X	X	X
	Establishments with 500 to 999 employees	1	X	X	X
	Establishments with 1,000 employees or more	—	X	X	X
33911	Medical equipment and supplies manufacturing				
	All establishments	30	1 470	15 631	64 901
	Establishments with 1 to 4 employees	16	X	X	X
	Establishments with 5 to 9 employees	2	X	X	X
	Establishments with 10 to 19 employees	4	X	X	X
	Establishments with 20 to 49 employees	3	X	X	X
	Establishments with 50 to 99 employees	1	X	X	X
	Establishments with 100 to 249 employees	3	X	X	X
	Establishments with 250 to 499 employees	—	X	X	X
	Establishments with 500 to 999 employees	1	X	X	X
	Establishments with 1,000 employees or more	—	X	X	X

See footnotes at end of table.

Table 5. Establishments, Employees, and Payroll by Industry and Employment Size of Establishments by County: 2004—Con.

[Excludes most government employees, railroad employees, and self-employed persons. Size class 1 to 4 employees includes establishments having payroll, but no employees, during mid-March pay period. For meaning of abbreviations and symbols, see introductory text. For explanation of terms, see Appendix A. For statement on reliability, see the note at the end of the table and Appendix C]

NAICS code	Geography, kind of business, and employment size class	Establishments (number)	Paid employees for pay period including March 12 (number)	First-quarter payroll (\$1,000)	Annual payroll (\$1,000)
	MORRIS—Con.				
31-33	Manufacturing—Con.				
339	Miscellaneous manufacturing—Con.				
3391	Medical equipment and supplies manufacturing—Con.				
33911	Medical equipment and supplies manufacturing—Con.				
339111	Laboratory apparatus and furniture manufacturing				
	All establishments	4	537	5 776	23 718
	Establishments with 1 to 4 employees	—	X	X	X
	Establishments with 5 to 9 employees	—	X	X	X
	Establishments with 10 to 19 employees	—	X	X	X
	Establishments with 20 to 49 employees	1	X	X	X
	Establishments with 50 to 99 employees	—	X	X	X
	Establishments with 100 to 249 employees	3	X	X	X
	Establishments with 250 to 499 employees	—	X	X	X
	Establishments with 500 to 999 employees	—	X	X	X
	Establishments with 1,000 employees or more	—	X	X	X
339113	Surgical appliance and supplies manufacturing				
	All establishments	4	f	D	D
	Establishments with 1 to 4 employees	1	X	X	X
	Establishments with 5 to 9 employees	—	X	X	X
	Establishments with 10 to 19 employees	—	X	X	X
	Establishments with 20 to 49 employees	2	X	X	X
	Establishments with 50 to 99 employees	—	X	X	X
	Establishments with 100 to 249 employees	—	X	X	X
	Establishments with 250 to 499 employees	—	X	X	X
	Establishments with 500 to 999 employees	1	X	X	X
	Establishments with 1,000 employees or more	—	X	X	X
339116	Dental laboratories				
	All establishments	18	124	1 389	6 947
	Establishments with 1 to 4 employees	12	X	X	X
	Establishments with 5 to 9 employees	2	X	X	X
	Establishments with 10 to 19 employees	3	X	X	X
	Establishments with 20 to 49 employees	—	X	X	X
	Establishments with 50 to 99 employees	1	X	X	X
	Establishments with 100 to 249 employees	—	X	X	X
	Establishments with 250 to 499 employees	—	X	X	X
	Establishments with 500 to 999 employees	—	X	X	X
	Establishments with 1,000 employees or more	—	X	X	X
3399	Other miscellaneous manufacturing				
	All establishments	32	307	2 872	12 120
	Establishments with 1 to 4 employees	18	X	X	X
	Establishments with 5 to 9 employees	5	X	X	X
	Establishments with 10 to 19 employees	4	X	X	X
	Establishments with 20 to 49 employees	4	X	X	X
	Establishments with 50 to 99 employees	1	X	X	X
	Establishments with 100 to 249 employees	—	X	X	X
	Establishments with 250 to 499 employees	—	X	X	X
	Establishments with 500 to 999 employees	—	X	X	X
	Establishments with 1,000 employees or more	—	X	X	X
42	Wholesale trade				
	All establishments	1 260	23 208	430 515	1 635 212
	Establishments with 1 to 4 employees	692	X	X	X
	Establishments with 5 to 9 employees	220	X	X	X
	Establishments with 10 to 19 employees	166	X	X	X
	Establishments with 20 to 49 employees	102	X	X	X
	Establishments with 50 to 99 employees	33	X	X	X
	Establishments with 100 to 249 employees	31	X	X	X
	Establishments with 250 to 499 employees	12	X	X	X
	Establishments with 500 to 999 employees	3	X	X	X
	Establishments with 1,000 employees or more	1	X	X	X
423	Durable goods merchant wholesalers				
	All establishments	728	11 914	194 942	773 910
	Establishments with 1 to 4 employees	358	X	X	X
	Establishments with 5 to 9 employees	131	X	X	X
	Establishments with 10 to 19 employees	115	X	X	X
	Establishments with 20 to 49 employees	81	X	X	X
	Establishments with 50 to 99 employees	18	X	X	X
	Establishments with 100 to 249 employees	20	X	X	X
	Establishments with 250 to 499 employees	5	X	X	X
	Establishments with 500 to 999 employees	—	X	X	X
	Establishments with 1,000 employees or more	—	X	X	X
4231	Motor vehicle and motor vehicle parts and supplies merchant wholesalers				
	All establishments	47	742	8 466	38 814
	Establishments with 1 to 4 employees	19	X	X	X
	Establishments with 5 to 9 employees	7	X	X	X
	Establishments with 10 to 19 employees	9	X	X	X
	Establishments with 20 to 49 employees	10	X	X	X
	Establishments with 50 to 99 employees	1	X	X	X
	Establishments with 100 to 249 employees	1	X	X	X
	Establishments with 250 to 499 employees	—	X	X	X

See footnotes at end of table.

Table 5. Establishments, Employees, and Payroll by Industry and Employment Size of Establishments by County: 2004—Con.

[Excludes most government employees, railroad employees, and self-employed persons. Size class 1 to 4 employees includes establishments having payroll, but no employees, during mid-March pay period. For meaning of abbreviations and symbols, see introductory text. For explanation of terms, see Appendix A. For statement on reliability, see the note at the end of the table and Appendix C]

NAICS code	Geography, kind of business, and employment size class	Establishments (number)	Paid employees for pay period including March 12 (number)	First-quarter payroll (\$1,000)	Annual payroll (\$1,000)
	MORRIS—Con.				
42	Wholesale trade—Con.				
423	Durable goods merchant wholesalers—Con.				
4231	Motor vehicle and motor vehicle parts and supplies merchant wholesalers—Con.				
	All establishments—Con.				
	Establishments with 500 to 999 employees	—	X	X	X
	Establishments with 1,000 employees or more	—	X	X	X
42311	Automobile and other motor vehicle merchant wholesalers				
	All establishments	12	188	3 241	12 565
	Establishments with 1 to 4 employees	4	X	X	X
	Establishments with 5 to 9 employees	3	X	X	X
	Establishments with 10 to 19 employees	1	X	X	X
	Establishments with 20 to 49 employees	4	X	X	X
	Establishments with 50 to 99 employees	—	X	X	X
	Establishments with 100 to 249 employees	—	X	X	X
	Establishments with 250 to 499 employees	—	X	X	X
	Establishments with 500 to 999 employees	—	X	X	X
	Establishments with 1,000 employees or more	—	X	X	X
423110	Automobile and other motor vehicle merchant wholesalers				
	All establishments	12	188	3 241	12 565
	Establishments with 1 to 4 employees	4	X	X	X
	Establishments with 5 to 9 employees	3	X	X	X
	Establishments with 10 to 19 employees	1	X	X	X
	Establishments with 20 to 49 employees	4	X	X	X
	Establishments with 50 to 99 employees	—	X	X	X
	Establishments with 100 to 249 employees	—	X	X	X
	Establishments with 250 to 499 employees	—	X	X	X
	Establishments with 500 to 999 employees	—	X	X	X
	Establishments with 1,000 employees or more	—	X	X	X
42312	Motor vehicle supplies and new parts merchant wholesalers				
	All establishments	28	490	4 750	24 065
	Establishments with 1 to 4 employees	12	X	X	X
	Establishments with 5 to 9 employees	2	X	X	X
	Establishments with 10 to 19 employees	7	X	X	X
	Establishments with 20 to 49 employees	5	X	X	X
	Establishments with 50 to 99 employees	1	X	X	X
	Establishments with 100 to 249 employees	1	X	X	X
	Establishments with 250 to 499 employees	—	X	X	X
	Establishments with 500 to 999 employees	—	X	X	X
	Establishments with 1,000 employees or more	—	X	X	X
423120	Motor vehicle supplies and new parts merchant wholesalers				
	All establishments	28	490	4 750	24 065
	Establishments with 1 to 4 employees	12	X	X	X
	Establishments with 5 to 9 employees	2	X	X	X
	Establishments with 10 to 19 employees	7	X	X	X
	Establishments with 20 to 49 employees	5	X	X	X
	Establishments with 50 to 99 employees	1	X	X	X
	Establishments with 100 to 249 employees	1	X	X	X
	Establishments with 250 to 499 employees	—	X	X	X
	Establishments with 500 to 999 employees	—	X	X	X
	Establishments with 1,000 employees or more	—	X	X	X
4232	Furniture and home furnishing merchant wholesalers				
	All establishments	50	839	10 443	44 327
	Establishments with 1 to 4 employees	18	X	X	X
	Establishments with 5 to 9 employees	15	X	X	X
	Establishments with 10 to 19 employees	9	X	X	X
	Establishments with 20 to 49 employees	5	X	X	X
	Establishments with 50 to 99 employees	2	X	X	X
	Establishments with 100 to 249 employees	—	X	X	X
	Establishments with 250 to 499 employees	1	X	X	X
	Establishments with 500 to 999 employees	—	X	X	X
	Establishments with 1,000 employees or more	—	X	X	X
42321	Furniture merchant wholesalers				
	All establishments	21	194	2 644	11 753
	Establishments with 1 to 4 employees	6	X	X	X
	Establishments with 5 to 9 employees	7	X	X	X
	Establishments with 10 to 19 employees	5	X	X	X
	Establishments with 20 to 49 employees	3	X	X	X
	Establishments with 50 to 99 employees	—	X	X	X
	Establishments with 100 to 249 employees	—	X	X	X
	Establishments with 250 to 499 employees	—	X	X	X
	Establishments with 500 to 999 employees	—	X	X	X
	Establishments with 1,000 employees or more	—	X	X	X
423210	Furniture merchant wholesalers				

See footnotes at end of table.

Table 5. Establishments, Employees, and Payroll by Industry and Employment Size of Establishments by County: 2004—Con.

[Excludes most government employees, railroad employees, and self-employed persons. Size class 1 to 4 employees includes establishments having payroll, but no employees, during mid-March pay period. For meaning of abbreviations and symbols, see introductory text. For explanation of terms, see Appendix A. For statement on reliability, see the note at the end of the table and Appendix C]

NAICS code	Geography, kind of business, and employment size class	Establishments (number)	Paid employees for pay period including March 12 (number)	First-quarter payroll (\$1,000)	Annual payroll (\$1,000)
42	MORRIS—Con.				
	Wholesale trade—Con.				
423	Durable goods merchant wholesalers—Con.				
4232	Furniture and home furnishing merchant wholesalers—Con.				
42321	Furniture merchant wholesalers—Con.				
423210	Furniture merchant wholesalers—Con.				
	All establishments	21	194	2 644	11 753
	Establishments with 1 to 4 employees	6	X	X	X
	Establishments with 5 to 9 employees	7	X	X	X
	Establishments with 10 to 19 employees	5	X	X	X
	Establishments with 20 to 49 employees	3	X	X	X
	Establishments with 50 to 99 employees	—	X	X	X
	Establishments with 100 to 249 employees	—	X	X	X
	Establishments with 250 to 499 employees	—	X	X	X
	Establishments with 500 to 999 employees	—	X	X	X
	Establishments with 1,000 employees or more	—	X	X	X
42322	Home furnishing merchant wholesalers				
	All establishments	29	645	7 799	32 574
	Establishments with 1 to 4 employees	12	X	X	X
	Establishments with 5 to 9 employees	8	X	X	X
	Establishments with 10 to 19 employees	4	X	X	X
	Establishments with 20 to 49 employees	2	X	X	X
	Establishments with 50 to 99 employees	2	X	X	X
	Establishments with 100 to 249 employees	—	X	X	X
	Establishments with 250 to 499 employees	1	X	X	X
	Establishments with 500 to 999 employees	—	X	X	X
	Establishments with 1,000 employees or more	—	X	X	X
423220	Home furnishing merchant wholesalers				
	All establishments	29	645	7 799	32 574
	Establishments with 1 to 4 employees	12	X	X	X
	Establishments with 5 to 9 employees	8	X	X	X
	Establishments with 10 to 19 employees	4	X	X	X
	Establishments with 20 to 49 employees	2	X	X	X
	Establishments with 50 to 99 employees	2	X	X	X
	Establishments with 100 to 249 employees	—	X	X	X
	Establishments with 250 to 499 employees	1	X	X	X
	Establishments with 500 to 999 employees	—	X	X	X
	Establishments with 1,000 employees or more	—	X	X	X
4233	Lumber and other construction materials merchant wholesalers				
	All establishments	30	410	5 532	25 764
	Establishments with 1 to 4 employees	11	X	X	X
	Establishments with 5 to 9 employees	4	X	X	X
	Establishments with 10 to 19 employees	8	X	X	X
	Establishments with 20 to 49 employees	6	X	X	X
	Establishments with 50 to 99 employees	1	X	X	X
	Establishments with 100 to 249 employees	—	X	X	X
	Establishments with 250 to 499 employees	—	X	X	X
	Establishments with 500 to 999 employees	—	X	X	X
	Establishments with 1,000 employees or more	—	X	X	X
42331	Lumber, plywood, millwork, and wood panel merchant wholesalers				
	All establishments	13	142	2 080	9 707
	Establishments with 1 to 4 employees	4	X	X	X
	Establishments with 5 to 9 employees	3	X	X	X
	Establishments with 10 to 19 employees	4	X	X	X
	Establishments with 20 to 49 employees	2	X	X	X
	Establishments with 50 to 99 employees	—	X	X	X
	Establishments with 100 to 249 employees	—	X	X	X
	Establishments with 250 to 499 employees	—	X	X	X
	Establishments with 500 to 999 employees	—	X	X	X
	Establishments with 1,000 employees or more	—	X	X	X
423310	Lumber, plywood, millwork, and wood panel merchant wholesalers				
	All establishments	13	142	2 080	9 707
	Establishments with 1 to 4 employees	4	X	X	X
	Establishments with 5 to 9 employees	3	X	X	X
	Establishments with 10 to 19 employees	4	X	X	X
	Establishments with 20 to 49 employees	2	X	X	X
	Establishments with 50 to 99 employees	—	X	X	X
	Establishments with 100 to 249 employees	—	X	X	X
	Establishments with 250 to 499 employees	—	X	X	X
	Establishments with 500 to 999 employees	—	X	X	X
	Establishments with 1,000 employees or more	—	X	X	X
42333	Roofing, siding, and insulation material merchant wholesalers				
	All establishments	7	132	1 453	6 670
	Establishments with 1 to 4 employees	2	X	X	X
	Establishments with 5 to 9 employees	—	X	X	X
	Establishments with 10 to 19 employees	3	X	X	X
	Establishments with 20 to 49 employees	2	X	X	X
	Establishments with 50 to 99 employees	—	X	X	X
	Establishments with 100 to 249 employees	—	X	X	X
	Establishments with 250 to 499 employees	—	X	X	X
	Establishments with 500 to 999 employees	—	X	X	X
	Establishments with 1,000 employees or more	—	X	X	X

See footnotes at end of table.

Table 5. Establishments, Employees, and Payroll by Industry and Employment Size of Establishments by County: 2004—Con.

[Excludes most government employees, railroad employees, and self-employed persons. Size class 1 to 4 employees includes establishments having payroll, but no employees, during mid-March pay period. For meaning of abbreviations and symbols, see introductory text. For explanation of terms, see Appendix A. For statement on reliability, see the note at the end of the table and Appendix C]

NAICS code	Geography, kind of business, and employment size class	Establishments (number)	Paid employees for pay period including March 12 (number)	First-quarter payroll (\$1,000)	Annual payroll (\$1,000)
42	MORRIS—Con.				
	Wholesale trade—Con.				
423	Durable goods merchant wholesalers—Con.				
4233	Lumber and other construction materials merchant wholesalers—Con.				
42333	Roofing, siding, and insulation material merchant wholesalers—Con.				
423330	Roofing, siding, and insulation material merchant wholesalers				
	All establishments	7	132	1 453	6 670
	Establishments with 1 to 4 employees	2	X	X	X
	Establishments with 5 to 9 employees	—	X	X	X
	Establishments with 10 to 19 employees	3	X	X	X
	Establishments with 20 to 49 employees	2	X	X	X
	Establishments with 50 to 99 employees	—	X	X	X
	Establishments with 100 to 249 employees	—	X	X	X
	Establishments with 250 to 499 employees	—	X	X	X
	Establishments with 500 to 999 employees	—	X	X	X
	Establishments with 1,000 employees or more	—	X	X	X
42339	Other construction material merchant wholesalers				
	All establishments	5	114	1 499	6 690
	Establishments with 1 to 4 employees	2	X	X	X
	Establishments with 5 to 9 employees	—	X	X	X
	Establishments with 10 to 19 employees	—	X	X	X
	Establishments with 20 to 49 employees	2	X	X	X
	Establishments with 50 to 99 employees	1	X	X	X
	Establishments with 100 to 249 employees	—	X	X	X
	Establishments with 250 to 499 employees	—	X	X	X
	Establishments with 500 to 999 employees	—	X	X	X
	Establishments with 1,000 employees or more	—	X	X	X
423390	Other construction material merchant wholesalers				
	All establishments	5	114	1 499	6 690
	Establishments with 1 to 4 employees	2	X	X	X
	Establishments with 5 to 9 employees	—	X	X	X
	Establishments with 10 to 19 employees	—	X	X	X
	Establishments with 20 to 49 employees	2	X	X	X
	Establishments with 50 to 99 employees	1	X	X	X
	Establishments with 100 to 249 employees	—	X	X	X
	Establishments with 250 to 499 employees	—	X	X	X
	Establishments with 500 to 999 employees	—	X	X	X
	Establishments with 1,000 employees or more	—	X	X	X
4234	Professional and commercial equipment and supplies merchant wholesalers				
	All establishments	163	3 321	54 012	227 258
	Establishments with 1 to 4 employees	88	X	X	X
	Establishments with 5 to 9 employees	26	X	X	X
	Establishments with 10 to 19 employees	18	X	X	X
	Establishments with 20 to 49 employees	18	X	X	X
	Establishments with 50 to 99 employees	5	X	X	X
	Establishments with 100 to 249 employees	6	X	X	X
	Establishments with 250 to 499 employees	2	X	X	X
	Establishments with 500 to 999 employees	—	X	X	X
	Establishments with 1,000 employees or more	—	X	X	X
42341	Photographic equipment and supplies merchant wholesalers				
	All establishments	10	221	2 185	9 039
	Establishments with 1 to 4 employees	4	X	X	X
	Establishments with 5 to 9 employees	3	X	X	X
	Establishments with 10 to 19 employees	1	X	X	X
	Establishments with 20 to 49 employees	—	X	X	X
	Establishments with 50 to 99 employees	2	X	X	X
	Establishments with 100 to 249 employees	—	X	X	X
	Establishments with 250 to 499 employees	—	X	X	X
	Establishments with 500 to 999 employees	—	X	X	X
	Establishments with 1,000 employees or more	—	X	X	X
423410	Photographic equipment and supplies merchant wholesalers				
	All establishments	10	221	2 185	9 039
	Establishments with 1 to 4 employees	4	X	X	X
	Establishments with 5 to 9 employees	3	X	X	X
	Establishments with 10 to 19 employees	1	X	X	X
	Establishments with 20 to 49 employees	—	X	X	X
	Establishments with 50 to 99 employees	2	X	X	X
	Establishments with 100 to 249 employees	—	X	X	X
	Establishments with 250 to 499 employees	—	X	X	X
	Establishments with 500 to 999 employees	—	X	X	X
	Establishments with 1,000 employees or more	—	X	X	X
42342	Office equipment merchant wholesalers				
	All establishments	32	750	11 170	44 977
	Establishments with 1 to 4 employees	20	X	X	X
	Establishments with 5 to 9 employees	2	X	X	X
	Establishments with 10 to 19 employees	2	X	X	X
	Establishments with 20 to 49 employees	4	X	X	X
	Establishments with 50 to 99 employees	1	X	X	X
	Establishments with 100 to 249 employees	3	X	X	X
	Establishments with 250 to 499 employees	—	X	X	X

See footnotes at end of table.

Table 5. Establishments, Employees, and Payroll by Industry and Employment Size of Establishments by County: 2004—Con.

[Excludes most government employees, railroad employees, and self-employed persons. Size class 1 to 4 employees includes establishments having payroll, but no employees, during mid-March pay period. For meaning of abbreviations and symbols, see introductory text. For explanation of terms, see Appendix A. For statement on reliability, see the note at the end of the table and Appendix C]

NAICS code	Geography, kind of business, and employment size class	Establishments (number)	Paid employees for pay period including March 12 (number)	First-quarter payroll (\$1,000)	Annual payroll (\$1,000)
42	MORRIS—Con.				
	Wholesale trade—Con.				
423	Durable goods merchant wholesalers—Con.				
4234	Professional and commercial equipment and supplies merchant wholesalers—Con.				
42342	Office equipment merchant wholesalers—Con.				
	All establishments—Con.				
	Establishments with 500 to 999 employees	—	X	X	X
	Establishments with 1,000 employees or more	—	X	X	X
423420	Office equipment merchant wholesalers				
	All establishments	32	750	11 170	44 977
	Establishments with 1 to 4 employees	20	X	X	X
	Establishments with 5 to 9 employees	2	X	X	X
	Establishments with 10 to 19 employees	2	X	X	X
	Establishments with 20 to 49 employees	4	X	X	X
	Establishments with 50 to 99 employees	1	X	X	X
	Establishments with 100 to 249 employees	3	X	X	X
	Establishments with 250 to 499 employees	—	X	X	X
	Establishments with 500 to 999 employees	—	X	X	X
	Establishments with 1,000 employees or more	—	X	X	X
42343	Computer and computer peripheral equipment and software merchant wholesalers				
	All establishments	45	329	6 460	29 094
	Establishments with 1 to 4 employees	23	X	X	X
	Establishments with 5 to 9 employees	11	X	X	X
	Establishments with 10 to 19 employees	8	X	X	X
	Establishments with 20 to 49 employees	2	X	X	X
	Establishments with 50 to 99 employees	1	X	X	X
	Establishments with 100 to 249 employees	—	X	X	X
	Establishments with 250 to 499 employees	—	X	X	X
	Establishments with 500 to 999 employees	—	X	X	X
	Establishments with 1,000 employees or more	—	X	X	X
423430	Computer and computer peripheral equipment and software merchant wholesalers				
	All establishments	45	329	6 460	29 094
	Establishments with 1 to 4 employees	23	X	X	X
	Establishments with 5 to 9 employees	11	X	X	X
	Establishments with 10 to 19 employees	8	X	X	X
	Establishments with 20 to 49 employees	2	X	X	X
	Establishments with 50 to 99 employees	1	X	X	X
	Establishments with 100 to 249 employees	—	X	X	X
	Establishments with 250 to 499 employees	—	X	X	X
	Establishments with 500 to 999 employees	—	X	X	X
	Establishments with 1,000 employees or more	—	X	X	X
42344	Other commercial equipment merchant wholesalers				
	All establishments	16	c	D	D
	Establishments with 1 to 4 employees	9	X	X	X
	Establishments with 5 to 9 employees	1	X	X	X
	Establishments with 10 to 19 employees	2	X	X	X
	Establishments with 20 to 49 employees	4	X	X	X
	Establishments with 50 to 99 employees	—	X	X	X
	Establishments with 100 to 249 employees	—	X	X	X
	Establishments with 250 to 499 employees	—	X	X	X
	Establishments with 500 to 999 employees	—	X	X	X
	Establishments with 1,000 employees or more	—	X	X	X
423440	Other commercial equipment merchant wholesalers				
	All establishments	16	c	D	D
	Establishments with 1 to 4 employees	9	X	X	X
	Establishments with 5 to 9 employees	1	X	X	X
	Establishments with 10 to 19 employees	2	X	X	X
	Establishments with 20 to 49 employees	4	X	X	X
	Establishments with 50 to 99 employees	—	X	X	X
	Establishments with 100 to 249 employees	—	X	X	X
	Establishments with 250 to 499 employees	—	X	X	X
	Establishments with 500 to 999 employees	—	X	X	X
	Establishments with 1,000 employees or more	—	X	X	X
42345	Medical, dental, and hospital equipment and supplies merchant wholesalers				
	All establishments	42	1 042	22 099	96 390
	Establishments with 1 to 4 employees	22	X	X	X
	Establishments with 5 to 9 employees	7	X	X	X
	Establishments with 10 to 19 employees	3	X	X	X
	Establishments with 20 to 49 employees	7	X	X	X
	Establishments with 50 to 99 employees	1	X	X	X
	Establishments with 100 to 249 employees	1	X	X	X
	Establishments with 250 to 499 employees	1	X	X	X
	Establishments with 500 to 999 employees	—	X	X	X
	Establishments with 1,000 employees or more	—	X	X	X

See footnotes at end of table.

Table 5. Establishments, Employees, and Payroll by Industry and Employment Size of Establishments by County: 2004—Con.

[Excludes most government employees, railroad employees, and self-employed persons. Size class 1 to 4 employees includes establishments having payroll, but no employees, during mid-March pay period. For meaning of abbreviations and symbols, see introductory text. For explanation of terms, see Appendix A. For statement on reliability, see the note at the end of the table and Appendix C]

NAICS code	Geography, kind of business, and employment size class	Establishments (number)	Paid employees for pay period including March 12 (number)	First-quarter payroll (\$1,000)	Annual payroll (\$1,000)
	MORRIS—Con.				
42	Wholesale trade—Con.				
423	Durable goods merchant wholesalers—Con.				
4234	Professional and commercial equipment and supplies merchant wholesalers—Con.				
42345	Medical, dental, and hospital equipment and supplies merchant wholesalers—Con.				
423450	Medical, dental, and hospital equipment and supplies merchant wholesalers				
	All establishments	42	1 042	22 099	96 390
	Establishments with 1 to 4 employees	22	X	X	X
	Establishments with 5 to 9 employees	7	X	X	X
	Establishments with 10 to 19 employees	3	X	X	X
	Establishments with 20 to 49 employees	7	X	X	X
	Establishments with 50 to 99 employees	1	X	X	X
	Establishments with 100 to 249 employees	1	X	X	X
	Establishments with 250 to 499 employees	1	X	X	X
	Establishments with 500 to 999 employees	—	X	X	X
	Establishments with 1,000 employees or more	—	X	X	X
42346	Ophthalmic goods merchant wholesalers				
	All establishments	4	f	D	D
	Establishments with 1 to 4 employees	2	X	X	X
	Establishments with 5 to 9 employees	—	X	X	X
	Establishments with 10 to 19 employees	—	X	X	X
	Establishments with 20 to 49 employees	—	X	X	X
	Establishments with 50 to 99 employees	—	X	X	X
	Establishments with 100 to 249 employees	1	X	X	X
	Establishments with 250 to 499 employees	1	X	X	X
	Establishments with 500 to 999 employees	—	X	X	X
	Establishments with 1,000 employees or more	—	X	X	X
423460	Ophthalmic goods merchant wholesalers				
	All establishments	4	f	D	D
	Establishments with 1 to 4 employees	2	X	X	X
	Establishments with 5 to 9 employees	—	X	X	X
	Establishments with 10 to 19 employees	—	X	X	X
	Establishments with 20 to 49 employees	—	X	X	X
	Establishments with 50 to 99 employees	—	X	X	X
	Establishments with 100 to 249 employees	1	X	X	X
	Establishments with 250 to 499 employees	1	X	X	X
	Establishments with 500 to 999 employees	—	X	X	X
	Establishments with 1,000 employees or more	—	X	X	X
42349	Other professional equipment and supplies merchant wholesalers				
	All establishments	14	188	2 551	9 667
	Establishments with 1 to 4 employees	8	X	X	X
	Establishments with 5 to 9 employees	2	X	X	X
	Establishments with 10 to 19 employees	2	X	X	X
	Establishments with 20 to 49 employees	1	X	X	X
	Establishments with 50 to 99 employees	—	X	X	X
	Establishments with 100 to 249 employees	1	X	X	X
	Establishments with 250 to 499 employees	—	X	X	X
	Establishments with 500 to 999 employees	—	X	X	X
	Establishments with 1,000 employees or more	—	X	X	X
423490	Other professional equipment and supplies merchant wholesalers				
	All establishments	14	188	2 551	9 667
	Establishments with 1 to 4 employees	8	X	X	X
	Establishments with 5 to 9 employees	2	X	X	X
	Establishments with 10 to 19 employees	2	X	X	X
	Establishments with 20 to 49 employees	1	X	X	X
	Establishments with 50 to 99 employees	—	X	X	X
	Establishments with 100 to 249 employees	1	X	X	X
	Establishments with 250 to 499 employees	—	X	X	X
	Establishments with 500 to 999 employees	—	X	X	X
	Establishments with 1,000 employees or more	—	X	X	X
4235	Metal and mineral (except petroleum) merchant wholesalers				
	All establishments	21	246	6 174	21 272
	Establishments with 1 to 4 employees	9	X	X	X
	Establishments with 5 to 9 employees	3	X	X	X
	Establishments with 10 to 19 employees	4	X	X	X
	Establishments with 20 to 49 employees	5	X	X	X
	Establishments with 50 to 99 employees	—	X	X	X
	Establishments with 100 to 249 employees	—	X	X	X
	Establishments with 250 to 499 employees	—	X	X	X
	Establishments with 500 to 999 employees	—	X	X	X
	Establishments with 1,000 employees or more	—	X	X	X

See footnotes at end of table.

Table 5. Establishments, Employees, and Payroll by Industry and Employment Size of Establishments by County: 2004—Con.

[Excludes most government employees, railroad employees, and self-employed persons. Size class 1 to 4 employees includes establishments having payroll, but no employees, during mid-March pay period. For meaning of abbreviations and symbols, see introductory text. For explanation of terms, see Appendix A. For statement on reliability, see the note at the end of the table and Appendix C]

NAICS code	Geography, kind of business, and employment size class	Establishments (number)	Paid employees for pay period including March 12 (number)	First-quarter payroll (\$1,000)	Annual payroll (\$1,000)
	MORRIS—Con.				
42	Wholesale trade—Con.				
423	Durable goods merchant wholesalers—Con.				
4235	Metal and mineral (except petroleum) merchant wholesalers—Con.				
42351	Metal service centers and other metal merchant wholesalers				
	All establishments	21	246	6 174	21 272
	Establishments with 1 to 4 employees	9	X	X	X
	Establishments with 5 to 9 employees	3	X	X	X
	Establishments with 10 to 19 employees	4	X	X	X
	Establishments with 20 to 49 employees	5	X	X	X
	Establishments with 50 to 99 employees	—	X	X	X
	Establishments with 100 to 249 employees	—	X	X	X
	Establishments with 250 to 499 employees	—	X	X	X
	Establishments with 500 to 999 employees	—	X	X	X
	Establishments with 1,000 employees or more	—	X	X	X
423510	Metal service centers and other metal merchant wholesalers				
	All establishments	21	246	6 174	21 272
	Establishments with 1 to 4 employees	9	X	X	X
	Establishments with 5 to 9 employees	3	X	X	X
	Establishments with 10 to 19 employees	4	X	X	X
	Establishments with 20 to 49 employees	5	X	X	X
	Establishments with 50 to 99 employees	—	X	X	X
	Establishments with 100 to 249 employees	—	X	X	X
	Establishments with 250 to 499 employees	—	X	X	X
	Establishments with 500 to 999 employees	—	X	X	X
	Establishments with 1,000 employees or more	—	X	X	X
4236	Electrical and electronic goods merchant wholesalers				
	All establishments	133	3 211	65 890	229 371
	Establishments with 1 to 4 employees	60	X	X	X
	Establishments with 5 to 9 employees	19	X	X	X
	Establishments with 10 to 19 employees	24	X	X	X
	Establishments with 20 to 49 employees	17	X	X	X
	Establishments with 50 to 99 employees	4	X	X	X
	Establishments with 100 to 249 employees	7	X	X	X
	Establishments with 250 to 499 employees	2	X	X	X
	Establishments with 500 to 999 employees	—	X	X	X
	Establishments with 1,000 employees or more	—	X	X	X
42361	Electrical apparatus and equipment, wiring supplies, and related equipment merchant wholesalers				
	All establishments	30	562	6 967	20 982
	Establishments with 1 to 4 employees	11	X	X	X
	Establishments with 5 to 9 employees	6	X	X	X
	Establishments with 10 to 19 employees	9	X	X	X
	Establishments with 20 to 49 employees	2	X	X	X
	Establishments with 50 to 99 employees	1	X	X	X
	Establishments with 100 to 249 employees	—	X	X	X
	Establishments with 250 to 499 employees	1	X	X	X
	Establishments with 500 to 999 employees	—	X	X	X
	Establishments with 1,000 employees or more	—	X	X	X
423610	Electrical apparatus and equipment, wiring supplies, and related equipment merchant wholesalers				
	All establishments	30	562	6 967	20 982
	Establishments with 1 to 4 employees	11	X	X	X
	Establishments with 5 to 9 employees	6	X	X	X
	Establishments with 10 to 19 employees	9	X	X	X
	Establishments with 20 to 49 employees	2	X	X	X
	Establishments with 50 to 99 employees	1	X	X	X
	Establishments with 100 to 249 employees	—	X	X	X
	Establishments with 250 to 499 employees	1	X	X	X
	Establishments with 500 to 999 employees	—	X	X	X
	Establishments with 1,000 employees or more	—	X	X	X
42362	Electrical and electronic appliance, television, and radio set merchant wholesalers				
	All establishments	12	376	5 749	21 079
	Establishments with 1 to 4 employees	6	X	X	X
	Establishments with 5 to 9 employees	1	X	X	X
	Establishments with 10 to 19 employees	1	X	X	X
	Establishments with 20 to 49 employees	1	X	X	X
	Establishments with 50 to 99 employees	2	X	X	X
	Establishments with 100 to 249 employees	1	X	X	X
	Establishments with 250 to 499 employees	—	X	X	X
	Establishments with 500 to 999 employees	—	X	X	X
	Establishments with 1,000 employees or more	—	X	X	X
423620	Electrical and electronic appliance, television, and radio set merchant wholesalers				

See footnotes at end of table.

Table 5. Establishments, Employees, and Payroll by Industry and Employment Size of Establishments by County: 2004—Con.

[Excludes most government employees, railroad employees, and self-employed persons. Size class 1 to 4 employees includes establishments having payroll, but no employees, during mid-March pay period. For meaning of abbreviations and symbols, see introductory text. For explanation of terms, see Appendix A. For statement on reliability, see the note at the end of the table and Appendix C]

NAICS code	Geography, kind of business, and employment size class	Establishments (number)	Paid employees for pay period including March 12 (number)	First-quarter payroll (\$1,000)	Annual payroll (\$1,000)
	MORRIS—Con.				
42	Wholesale trade—Con.				
423	Durable goods merchant wholesalers—Con.				
4236	Electrical and electronic goods merchant wholesalers—Con.				
42362	Electrical and electronic appliance, television, and radio set merchant wholesalers—Con.				
423620	Electrical and electronic appliance, television, and radio set merchant wholesalers—Con.				
	All establishments	12	376	5 749	21 079
	Establishments with 1 to 4 employees	6	X	X	X
	Establishments with 5 to 9 employees	1	X	X	X
	Establishments with 10 to 19 employees	1	X	X	X
	Establishments with 20 to 49 employees	1	X	X	X
	Establishments with 50 to 99 employees	2	X	X	X
	Establishments with 100 to 249 employees	1	X	X	X
	Establishments with 250 to 499 employees	—	X	X	X
	Establishments with 500 to 999 employees	—	X	X	X
	Establishments with 1,000 employees or more	—	X	X	X
42369	Other electronic parts and equipment merchant wholesalers				
	All establishments	91	2 273	53 174	187 310
	Establishments with 1 to 4 employees	43	X	X	X
	Establishments with 5 to 9 employees	12	X	X	X
	Establishments with 10 to 19 employees	14	X	X	X
	Establishments with 20 to 49 employees	14	X	X	X
	Establishments with 50 to 99 employees	1	X	X	X
	Establishments with 100 to 249 employees	6	X	X	X
	Establishments with 250 to 499 employees	1	X	X	X
	Establishments with 500 to 999 employees	—	X	X	X
	Establishments with 1,000 employees or more	—	X	X	X
423690	Other electronic parts and equipment merchant wholesalers				
	All establishments	91	2 273	53 174	187 310
	Establishments with 1 to 4 employees	43	X	X	X
	Establishments with 5 to 9 employees	12	X	X	X
	Establishments with 10 to 19 employees	14	X	X	X
	Establishments with 20 to 49 employees	14	X	X	X
	Establishments with 50 to 99 employees	1	X	X	X
	Establishments with 100 to 249 employees	6	X	X	X
	Establishments with 250 to 499 employees	1	X	X	X
	Establishments with 500 to 999 employees	—	X	X	X
	Establishments with 1,000 employees or more	—	X	X	X
4237	Hardware, and plumbing and heating equipment and supplies merchant wholesalers				
	All establishments	40	655	8 342	36 330
	Establishments with 1 to 4 employees	16	X	X	X
	Establishments with 5 to 9 employees	11	X	X	X
	Establishments with 10 to 19 employees	6	X	X	X
	Establishments with 20 to 49 employees	3	X	X	X
	Establishments with 50 to 99 employees	2	X	X	X
	Establishments with 100 to 249 employees	2	X	X	X
	Establishments with 250 to 499 employees	—	X	X	X
	Establishments with 500 to 999 employees	—	X	X	X
	Establishments with 1,000 employees or more	—	X	X	X
42371	Hardware merchant wholesalers				
	All establishments	14	c	D	D
	Establishments with 1 to 4 employees	10	X	X	X
	Establishments with 5 to 9 employees	1	X	X	X
	Establishments with 10 to 19 employees	1	X	X	X
	Establishments with 20 to 49 employees	2	X	X	X
	Establishments with 50 to 99 employees	—	X	X	X
	Establishments with 100 to 249 employees	—	X	X	X
	Establishments with 250 to 499 employees	—	X	X	X
	Establishments with 500 to 999 employees	—	X	X	X
	Establishments with 1,000 employees or more	—	X	X	X
423710	Hardware merchant wholesalers				
	All establishments	14	c	D	D
	Establishments with 1 to 4 employees	10	X	X	X
	Establishments with 5 to 9 employees	1	X	X	X
	Establishments with 10 to 19 employees	1	X	X	X
	Establishments with 20 to 49 employees	2	X	X	X
	Establishments with 50 to 99 employees	—	X	X	X
	Establishments with 100 to 249 employees	—	X	X	X
	Establishments with 250 to 499 employees	—	X	X	X
	Establishments with 500 to 999 employees	—	X	X	X
	Establishments with 1,000 employees or more	—	X	X	X

See footnotes at end of table.

Table 5. Establishments, Employees, and Payroll by Industry and Employment Size of Establishments by County: 2004—Con.

[Excludes most government employees, railroad employees, and self-employed persons. Size class 1 to 4 employees includes establishments having payroll, but no employees, during mid-March pay period. For meaning of abbreviations and symbols, see introductory text. For explanation of terms, see Appendix A. For statement on reliability, see the note at the end of the table and Appendix C]

NAICS code	Geography, kind of business, and employment size class	Establishments (number)	Paid employees for pay period including March 12 (number)	First-quarter payroll (\$1,000)	Annual payroll (\$1,000)
	MORRIS—Con.				
42	Wholesale trade—Con.				
423	Durable goods merchant wholesalers—Con.				
4237	Hardware, and plumbing and heating equipment and supplies merchant wholesalers—Con.				
42372	Plumbing and heating equipment and supplies (hydronics) merchant wholesalers				
	All establishments	13	252	2 520	12 193
	Establishments with 1 to 4 employees	4	X	X	X
	Establishments with 5 to 9 employees	4	X	X	X
	Establishments with 10 to 19 employees	3	X	X	X
	Establishments with 20 to 49 employees	1	X	X	X
	Establishments with 50 to 99 employees	—	X	X	X
	Establishments with 100 to 249 employees	1	X	X	X
	Establishments with 250 to 499 employees	—	X	X	X
	Establishments with 500 to 999 employees	—	X	X	X
	Establishments with 1,000 employees or more	—	X	X	X
423720	Plumbing and heating equipment and supplies (hydronics) merchant wholesalers				
	All establishments	13	252	2 520	12 193
	Establishments with 1 to 4 employees	4	X	X	X
	Establishments with 5 to 9 employees	4	X	X	X
	Establishments with 10 to 19 employees	3	X	X	X
	Establishments with 20 to 49 employees	1	X	X	X
	Establishments with 50 to 99 employees	—	X	X	X
	Establishments with 100 to 249 employees	1	X	X	X
	Establishments with 250 to 499 employees	—	X	X	X
	Establishments with 500 to 999 employees	—	X	X	X
	Establishments with 1,000 employees or more	—	X	X	X
42373	Warm air heating and air-conditioning equipment and supplies merchant wholesalers				
	All establishments	12	273	4 388	17 851
	Establishments with 1 to 4 employees	2	X	X	X
	Establishments with 5 to 9 employees	6	X	X	X
	Establishments with 10 to 19 employees	1	X	X	X
	Establishments with 20 to 49 employees	—	X	X	X
	Establishments with 50 to 99 employees	2	X	X	X
	Establishments with 100 to 249 employees	1	X	X	X
	Establishments with 250 to 499 employees	—	X	X	X
	Establishments with 500 to 999 employees	—	X	X	X
	Establishments with 1,000 employees or more	—	X	X	X
423730	Warm air heating and air-conditioning equipment and supplies merchant wholesalers				
	All establishments	12	273	4 388	17 851
	Establishments with 1 to 4 employees	2	X	X	X
	Establishments with 5 to 9 employees	6	X	X	X
	Establishments with 10 to 19 employees	1	X	X	X
	Establishments with 20 to 49 employees	—	X	X	X
	Establishments with 50 to 99 employees	2	X	X	X
	Establishments with 100 to 249 employees	1	X	X	X
	Establishments with 250 to 499 employees	—	X	X	X
	Establishments with 500 to 999 employees	—	X	X	X
	Establishments with 1,000 employees or more	—	X	X	X
4238	Machinery, equipment, and supplies merchant wholesalers				
	All establishments	152	1 536	23 495	99 642
	Establishments with 1 to 4 employees	78	X	X	X
	Establishments with 5 to 9 employees	33	X	X	X
	Establishments with 10 to 19 employees	25	X	X	X
	Establishments with 20 to 49 employees	12	X	X	X
	Establishments with 50 to 99 employees	2	X	X	X
	Establishments with 100 to 249 employees	2	X	X	X
	Establishments with 250 to 499 employees	—	X	X	X
	Establishments with 500 to 999 employees	—	X	X	X
	Establishments with 1,000 employees or more	—	X	X	X
42383	Industrial machinery and equipment merchant wholesalers				
	All establishments	93	831	11 506	50 732
	Establishments with 1 to 4 employees	43	X	X	X
	Establishments with 5 to 9 employees	23	X	X	X
	Establishments with 10 to 19 employees	19	X	X	X
	Establishments with 20 to 49 employees	7	X	X	X
	Establishments with 50 to 99 employees	—	X	X	X
	Establishments with 100 to 249 employees	1	X	X	X
	Establishments with 250 to 499 employees	—	X	X	X
	Establishments with 500 to 999 employees	—	X	X	X
	Establishments with 1,000 employees or more	—	X	X	X

See footnotes at end of table.

Table 5. Establishments, Employees, and Payroll by Industry and Employment Size of Establishments by County: 2004—Con.

[Excludes most government employees, railroad employees, and self-employed persons. Size class 1 to 4 employees includes establishments having payroll, but no employees, during mid-March pay period. For meaning of abbreviations and symbols, see introductory text. For explanation of terms, see Appendix A. For statement on reliability, see the note at the end of the table and Appendix C]

NAICS code	Geography, kind of business, and employment size class	Establishments (number)	Paid employees for pay period including March 12 (number)	First-quarter payroll (\$1,000)	Annual payroll (\$1,000)
42	MORRIS—Con.				
	Wholesale trade—Con.				
423	Durable goods merchant wholesalers—Con.				
4238	Machinery, equipment, and supplies merchant wholesalers—Con.				
42383	Industrial machinery and equipment merchant wholesalers—Con.				
423830	Industrial machinery and equipment merchant wholesalers				
	All establishments	93	831	11 506	50 732
	Establishments with 1 to 4 employees	43	X	X	X
	Establishments with 5 to 9 employees	23	X	X	X
	Establishments with 10 to 19 employees	19	X	X	X
	Establishments with 20 to 49 employees	7	X	X	X
	Establishments with 50 to 99 employees	—	X	X	X
	Establishments with 100 to 249 employees	1	X	X	X
	Establishments with 250 to 499 employees	—	X	X	X
	Establishments with 500 to 999 employees	—	X	X	X
	Establishments with 1,000 employees or more	—	X	X	X
42384	Industrial supplies merchant wholesalers				
	All establishments	34	512	8 656	35 072
	Establishments with 1 to 4 employees	22	X	X	X
	Establishments with 5 to 9 employees	4	X	X	X
	Establishments with 10 to 19 employees	3	X	X	X
	Establishments with 20 to 49 employees	2	X	X	X
	Establishments with 50 to 99 employees	2	X	X	X
	Establishments with 100 to 249 employees	1	X	X	X
	Establishments with 250 to 499 employees	—	X	X	X
	Establishments with 500 to 999 employees	—	X	X	X
	Establishments with 1,000 employees or more	—	X	X	X
423840	Industrial supplies merchant wholesalers				
	All establishments	34	512	8 656	35 072
	Establishments with 1 to 4 employees	22	X	X	X
	Establishments with 5 to 9 employees	4	X	X	X
	Establishments with 10 to 19 employees	3	X	X	X
	Establishments with 20 to 49 employees	2	X	X	X
	Establishments with 50 to 99 employees	2	X	X	X
	Establishments with 100 to 249 employees	1	X	X	X
	Establishments with 250 to 499 employees	—	X	X	X
	Establishments with 500 to 999 employees	—	X	X	X
	Establishments with 1,000 employees or more	—	X	X	X
4239	Miscellaneous durable goods merchant wholesalers				
	All establishments	92	954	12 588	51 132
	Establishments with 1 to 4 employees	59	X	X	X
	Establishments with 5 to 9 employees	13	X	X	X
	Establishments with 10 to 19 employees	12	X	X	X
	Establishments with 20 to 49 employees	5	X	X	X
	Establishments with 50 to 99 employees	1	X	X	X
	Establishments with 100 to 249 employees	2	X	X	X
	Establishments with 250 to 499 employees	—	X	X	X
	Establishments with 500 to 999 employees	—	X	X	X
	Establishments with 1,000 employees or more	—	X	X	X
42391	Sporting and recreational goods and supplies merchant wholesalers				
	All establishments	19	260	2 796	12 024
	Establishments with 1 to 4 employees	14	X	X	X
	Establishments with 5 to 9 employees	1	X	X	X
	Establishments with 10 to 19 employees	1	X	X	X
	Establishments with 20 to 49 employees	2	X	X	X
	Establishments with 50 to 99 employees	—	X	X	X
	Establishments with 100 to 249 employees	1	X	X	X
	Establishments with 250 to 499 employees	—	X	X	X
	Establishments with 500 to 999 employees	—	X	X	X
	Establishments with 1,000 employees or more	—	X	X	X
423910	Sporting and recreational goods and supplies merchant wholesalers				
	All establishments	19	260	2 796	12 024
	Establishments with 1 to 4 employees	14	X	X	X
	Establishments with 5 to 9 employees	1	X	X	X
	Establishments with 10 to 19 employees	1	X	X	X
	Establishments with 20 to 49 employees	2	X	X	X
	Establishments with 50 to 99 employees	—	X	X	X
	Establishments with 100 to 249 employees	1	X	X	X
	Establishments with 250 to 499 employees	—	X	X	X
	Establishments with 500 to 999 employees	—	X	X	X
	Establishments with 1,000 employees or more	—	X	X	X
42392	Toy and hobby goods and supplies merchant wholesalers				
	All establishments	8	164	1 978	7 394
	Establishments with 1 to 4 employees	4	X	X	X
	Establishments with 5 to 9 employees	—	X	X	X
	Establishments with 10 to 19 employees	2	X	X	X
	Establishments with 20 to 49 employees	1	X	X	X
	Establishments with 50 to 99 employees	1	X	X	X
	Establishments with 100 to 249 employees	—	X	X	X
	Establishments with 250 to 499 employees	—	X	X	X
	Establishments with 500 to 999 employees	—	X	X	X
	Establishments with 1,000 employees or more	—	X	X	X

See footnotes at end of table.

Table 5. Establishments, Employees, and Payroll by Industry and Employment Size of Establishments by County: 2004—Con.

[Excludes most government employees, railroad employees, and self-employed persons. Size class 1 to 4 employees includes establishments having payroll, but no employees, during mid-March pay period. For meaning of abbreviations and symbols, see introductory text. For explanation of terms, see Appendix A. For statement on reliability, see the note at the end of the table and Appendix C]

NAICS code	Geography, kind of business, and employment size class	Establishments (number)	Paid employees for pay period including March 12 (number)	First-quarter payroll (\$1,000)	Annual payroll (\$1,000)
	MORRIS—Con.				
42	Wholesale trade—Con.				
423	Durable goods merchant wholesalers—Con.				
4239	Miscellaneous durable goods merchant wholesalers—Con.				
42392	Toy and hobby goods and supplies merchant wholesalers—Con.				
423920	Toy and hobby goods and supplies merchant wholesalers				
	All establishments	8	164	1 978	7 394
	Establishments with 1 to 4 employees	4	X	X	X
	Establishments with 5 to 9 employees	—	X	X	X
	Establishments with 10 to 19 employees	2	X	X	X
	Establishments with 20 to 49 employees	1	X	X	X
	Establishments with 50 to 99 employees	1	X	X	X
	Establishments with 100 to 249 employees	—	X	X	X
	Establishments with 250 to 499 employees	—	X	X	X
	Establishments with 500 to 999 employees	—	X	X	X
	Establishments with 1,000 employees or more	—	X	X	X
42393	Recyclable material merchant wholesalers				
	All establishments	21	127	1 294	5 633
	Establishments with 1 to 4 employees	13	X	X	X
	Establishments with 5 to 9 employees	5	X	X	X
	Establishments with 10 to 19 employees	1	X	X	X
	Establishments with 20 to 49 employees	2	X	X	X
	Establishments with 50 to 99 employees	—	X	X	X
	Establishments with 100 to 249 employees	—	X	X	X
	Establishments with 250 to 499 employees	—	X	X	X
	Establishments with 500 to 999 employees	—	X	X	X
	Establishments with 1,000 employees or more	—	X	X	X
423930	Recyclable material merchant wholesalers				
	All establishments	21	127	1 294	5 633
	Establishments with 1 to 4 employees	13	X	X	X
	Establishments with 5 to 9 employees	5	X	X	X
	Establishments with 10 to 19 employees	1	X	X	X
	Establishments with 20 to 49 employees	2	X	X	X
	Establishments with 50 to 99 employees	—	X	X	X
	Establishments with 100 to 249 employees	—	X	X	X
	Establishments with 250 to 499 employees	—	X	X	X
	Establishments with 500 to 999 employees	—	X	X	X
	Establishments with 1,000 employees or more	—	X	X	X
42394	Jewelry, watch, precious stone, and precious metal merchant wholesalers				
	All establishments	19	278	5 096	19 636
	Establishments with 1 to 4 employees	14	X	X	X
	Establishments with 5 to 9 employees	2	X	X	X
	Establishments with 10 to 19 employees	2	X	X	X
	Establishments with 20 to 49 employees	—	X	X	X
	Establishments with 50 to 99 employees	—	X	X	X
	Establishments with 100 to 249 employees	1	X	X	X
	Establishments with 250 to 499 employees	—	X	X	X
	Establishments with 500 to 999 employees	—	X	X	X
	Establishments with 1,000 employees or more	—	X	X	X
423940	Jewelry, watch, precious stone, and precious metal merchant wholesalers				
	All establishments	19	278	5 096	19 636
	Establishments with 1 to 4 employees	14	X	X	X
	Establishments with 5 to 9 employees	2	X	X	X
	Establishments with 10 to 19 employees	2	X	X	X
	Establishments with 20 to 49 employees	—	X	X	X
	Establishments with 50 to 99 employees	—	X	X	X
	Establishments with 100 to 249 employees	1	X	X	X
	Establishments with 250 to 499 employees	—	X	X	X
	Establishments with 500 to 999 employees	—	X	X	X
	Establishments with 1,000 employees or more	—	X	X	X
42399	Other miscellaneous durable goods merchant wholesalers				
	All establishments	25	125	1 424	6 445
	Establishments with 1 to 4 employees	14	X	X	X
	Establishments with 5 to 9 employees	5	X	X	X
	Establishments with 10 to 19 employees	6	X	X	X
	Establishments with 20 to 49 employees	—	X	X	X
	Establishments with 50 to 99 employees	—	X	X	X
	Establishments with 100 to 249 employees	—	X	X	X
	Establishments with 250 to 499 employees	—	X	X	X
	Establishments with 500 to 999 employees	—	X	X	X
	Establishments with 1,000 employees or more	—	X	X	X
423990	Other miscellaneous durable goods merchant wholesalers				

See footnotes at end of table.

Table 5. Establishments, Employees, and Payroll by Industry and Employment Size of Establishments by County: 2004—Con.

[Excludes most government employees, railroad employees, and self-employed persons. Size class 1 to 4 employees includes establishments having payroll, but no employees, during mid-March pay period. For meaning of abbreviations and symbols, see introductory text. For explanation of terms, see Appendix A. For statement on reliability, see the note at the end of the table and Appendix C]

NAICS code	Geography, kind of business, and employment size class	Establishments (number)	Paid employees for pay period including March 12 (number)	First-quarter payroll (\$1,000)	Annual payroll (\$1,000)
42	MORRIS—Con.				
	Wholesale trade—Con.				
423	Durable goods merchant wholesalers—Con.				
4239	Miscellaneous durable goods merchant wholesalers—Con.				
42399	Other miscellaneous durable goods merchant wholesalers—Con.				
423990	Other miscellaneous durable goods merchant wholesalers—Con.				
	All establishments	25	125	1 424	6 445
	Establishments with 1 to 4 employees	14	X	X	X
	Establishments with 5 to 9 employees	5	X	X	X
	Establishments with 10 to 19 employees	6	X	X	X
	Establishments with 20 to 49 employees	—	X	X	X
	Establishments with 50 to 99 employees	—	X	X	X
	Establishments with 100 to 249 employees	—	X	X	X
	Establishments with 250 to 499 employees	—	X	X	X
	Establishments with 500 to 999 employees	—	X	X	X
	Establishments with 1,000 employees or more	—	X	X	X
424	Nondurable goods merchant wholesalers				
	All establishments	363	10 590	227 691	825 697
	Establishments with 1 to 4 employees	194	X	X	X
	Establishments with 5 to 9 employees	72	X	X	X
	Establishments with 10 to 19 employees	44	X	X	X
	Establishments with 20 to 49 employees	18	X	X	X
	Establishments with 50 to 99 employees	14	X	X	X
	Establishments with 100 to 249 employees	10	X	X	X
	Establishments with 250 to 499 employees	7	X	X	X
	Establishments with 500 to 999 employees	3	X	X	X
	Establishments with 1,000 employees or more	1	X	X	X
4241	Paper and paper product merchant wholesalers				
	All establishments	54	1 034	13 441	59 095
	Establishments with 1 to 4 employees	31	X	X	X
	Establishments with 5 to 9 employees	11	X	X	X
	Establishments with 10 to 19 employees	5	X	X	X
	Establishments with 20 to 49 employees	2	X	X	X
	Establishments with 50 to 99 employees	2	X	X	X
	Establishments with 100 to 249 employees	2	X	X	X
	Establishments with 250 to 499 employees	1	X	X	X
	Establishments with 500 to 999 employees	—	X	X	X
	Establishments with 1,000 employees or more	—	X	X	X
42411	Printing and writing paper merchant wholesalers				
	All establishments	9	184	1 282	5 259
	Establishments with 1 to 4 employees	6	X	X	X
	Establishments with 5 to 9 employees	1	X	X	X
	Establishments with 10 to 19 employees	—	X	X	X
	Establishments with 20 to 49 employees	1	X	X	X
	Establishments with 50 to 99 employees	—	X	X	X
	Establishments with 100 to 249 employees	1	X	X	X
	Establishments with 250 to 499 employees	—	X	X	X
	Establishments with 500 to 999 employees	—	X	X	X
	Establishments with 1,000 employees or more	—	X	X	X
424110	Printing and writing paper merchant wholesalers				
	All establishments	9	184	1 282	5 259
	Establishments with 1 to 4 employees	6	X	X	X
	Establishments with 5 to 9 employees	1	X	X	X
	Establishments with 10 to 19 employees	—	X	X	X
	Establishments with 20 to 49 employees	1	X	X	X
	Establishments with 50 to 99 employees	—	X	X	X
	Establishments with 100 to 249 employees	1	X	X	X
	Establishments with 250 to 499 employees	—	X	X	X
	Establishments with 500 to 999 employees	—	X	X	X
	Establishments with 1,000 employees or more	—	X	X	X
42412	Stationery and office supplies merchant wholesalers				
	All establishments	25	669	8 090	35 028
	Establishments with 1 to 4 employees	15	X	X	X
	Establishments with 5 to 9 employees	5	X	X	X
	Establishments with 10 to 19 employees	1	X	X	X
	Establishments with 20 to 49 employees	1	X	X	X
	Establishments with 50 to 99 employees	1	X	X	X
	Establishments with 100 to 249 employees	1	X	X	X
	Establishments with 250 to 499 employees	1	X	X	X
	Establishments with 500 to 999 employees	—	X	X	X
	Establishments with 1,000 employees or more	—	X	X	X
424120	Stationery and office supplies merchant wholesalers				
	All establishments	25	669	8 090	35 028
	Establishments with 1 to 4 employees	15	X	X	X
	Establishments with 5 to 9 employees	5	X	X	X
	Establishments with 10 to 19 employees	1	X	X	X
	Establishments with 20 to 49 employees	1	X	X	X
	Establishments with 50 to 99 employees	1	X	X	X
	Establishments with 100 to 249 employees	1	X	X	X
	Establishments with 250 to 499 employees	1	X	X	X
	Establishments with 500 to 999 employees	—	X	X	X
	Establishments with 1,000 employees or more	—	X	X	X

See footnotes at end of table.

Table 5. Establishments, Employees, and Payroll by Industry and Employment Size of Establishments by County: 2004—Con.

[Excludes most government employees, railroad employees, and self-employed persons. Size class 1 to 4 employees includes establishments having payroll, but no employees, during mid-March pay period. For meaning of abbreviations and symbols, see introductory text. For explanation of terms, see Appendix A. For statement on reliability, see the note at the end of the table and Appendix C]

NAICS code	Geography, kind of business, and employment size class	Establishments (number)	Paid employees for pay period including March 12 (number)	First-quarter payroll (\$1,000)	Annual payroll (\$1,000)
42	MORRIS—Con.				
	Wholesale trade—Con.				
424	Nondurable goods merchant wholesalers—Con.				
4241	Paper and paper product merchant wholesalers—Con.				
42413	Industrial and personal service paper merchant wholesalers				
	All establishments	20	181	4 069	18 808
	Establishments with 1 to 4 employees	10	X	X	X
	Establishments with 5 to 9 employees	5	X	X	X
	Establishments with 10 to 19 employees	4	X	X	X
	Establishments with 20 to 49 employees	—	X	X	X
	Establishments with 50 to 99 employees	1	X	X	X
	Establishments with 100 to 249 employees	—	X	X	X
	Establishments with 250 to 499 employees	—	X	X	X
	Establishments with 500 to 999 employees	—	X	X	X
	Establishments with 1,000 employees or more	—	X	X	X
424130	Industrial and personal service paper merchant wholesalers				
	All establishments	20	181	4 069	18 808
	Establishments with 1 to 4 employees	10	X	X	X
	Establishments with 5 to 9 employees	5	X	X	X
	Establishments with 10 to 19 employees	4	X	X	X
	Establishments with 20 to 49 employees	—	X	X	X
	Establishments with 50 to 99 employees	1	X	X	X
	Establishments with 100 to 249 employees	—	X	X	X
	Establishments with 250 to 499 employees	—	X	X	X
	Establishments with 500 to 999 employees	—	X	X	X
	Establishments with 1,000 employees or more	—	X	X	X
4242	Drugs and druggists' sundries merchant wholesalers				
	All establishments	52	5 176	147 557	489 078
	Establishments with 1 to 4 employees	20	X	X	X
	Establishments with 5 to 9 employees	16	X	X	X
	Establishments with 10 to 19 employees	1	X	X	X
	Establishments with 20 to 49 employees	4	X	X	X
	Establishments with 50 to 99 employees	2	X	X	X
	Establishments with 100 to 249 employees	2	X	X	X
	Establishments with 250 to 499 employees	3	X	X	X
	Establishments with 500 to 999 employees	3	X	X	X
	Establishments with 1,000 employees or more	1	X	X	X
42421	Drugs and druggists' sundries merchant wholesalers				
	All establishments	52	5 176	147 557	489 078
	Establishments with 1 to 4 employees	20	X	X	X
	Establishments with 5 to 9 employees	16	X	X	X
	Establishments with 10 to 19 employees	1	X	X	X
	Establishments with 20 to 49 employees	4	X	X	X
	Establishments with 50 to 99 employees	2	X	X	X
	Establishments with 100 to 249 employees	2	X	X	X
	Establishments with 250 to 499 employees	3	X	X	X
	Establishments with 500 to 999 employees	3	X	X	X
	Establishments with 1,000 employees or more	1	X	X	X
424210	Drugs and druggists' sundries merchant wholesalers				
	All establishments	52	5 176	147 557	489 078
	Establishments with 1 to 4 employees	20	X	X	X
	Establishments with 5 to 9 employees	16	X	X	X
	Establishments with 10 to 19 employees	1	X	X	X
	Establishments with 20 to 49 employees	4	X	X	X
	Establishments with 50 to 99 employees	2	X	X	X
	Establishments with 100 to 249 employees	2	X	X	X
	Establishments with 250 to 499 employees	3	X	X	X
	Establishments with 500 to 999 employees	3	X	X	X
	Establishments with 1,000 employees or more	1	X	X	X
4243	Apparel, piece goods, and notions merchant wholesalers				
	All establishments	35	667	9 239	41 098
	Establishments with 1 to 4 employees	19	X	X	X
	Establishments with 5 to 9 employees	4	X	X	X
	Establishments with 10 to 19 employees	5	X	X	X
	Establishments with 20 to 49 employees	3	X	X	X
	Establishments with 50 to 99 employees	2	X	X	X
	Establishments with 100 to 249 employees	2	X	X	X
	Establishments with 250 to 499 employees	—	X	X	X
	Establishments with 500 to 999 employees	—	X	X	X
	Establishments with 1,000 employees or more	—	X	X	X
42431	Piece goods, notions, and other dry goods merchant wholesalers				
	All establishments	9	232	2 408	10 697
	Establishments with 1 to 4 employees	3	X	X	X
	Establishments with 5 to 9 employees	1	X	X	X
	Establishments with 10 to 19 employees	2	X	X	X
	Establishments with 20 to 49 employees	1	X	X	X
	Establishments with 50 to 99 employees	2	X	X	X
	Establishments with 100 to 249 employees	—	X	X	X
	Establishments with 250 to 499 employees	—	X	X	X
	Establishments with 500 to 999 employees	—	X	X	X
	Establishments with 1,000 employees or more	—	X	X	X

See footnotes at end of table.

Table 5. Establishments, Employees, and Payroll by Industry and Employment Size of Establishments by County: 2004—Con.

[Excludes most government employees, railroad employees, and self-employed persons. Size class 1 to 4 employees includes establishments having payroll, but no employees, during mid-March pay period. For meaning of abbreviations and symbols, see introductory text. For explanation of terms, see Appendix A. For statement on reliability, see the note at the end of the table and Appendix C]

NAICS code	Geography, kind of business, and employment size class	Establishments (number)	Paid employees for pay period including March 12 (number)	First-quarter payroll (\$1,000)	Annual payroll (\$1,000)
	MORRIS—Con.				
42	Wholesale trade—Con.				
424	Nondurable goods merchant wholesalers—Con.				
4243	Apparel, piece goods, and notions merchant wholesalers—Con.				
42431	Piece goods, notions, and other dry goods merchant wholesalers—Con.				
424310	Piece goods, notions, and other dry goods merchant wholesalers				
	All establishments	9	232	2 408	10 697
	Establishments with 1 to 4 employees	3	X	X	X
	Establishments with 5 to 9 employees	1	X	X	X
	Establishments with 10 to 19 employees	2	X	X	X
	Establishments with 20 to 49 employees	1	X	X	X
	Establishments with 50 to 99 employees	2	X	X	X
	Establishments with 100 to 249 employees	—	X	X	X
	Establishments with 250 to 499 employees	—	X	X	X
	Establishments with 500 to 999 employees	—	X	X	X
	Establishments with 1,000 employees or more	—	X	X	X
42433	Women's, children's, and infants' clothing and accessories merchant wholesalers				
	All establishments	11	350	5 855	25 561
	Establishments with 1 to 4 employees	6	X	X	X
	Establishments with 5 to 9 employees	—	X	X	X
	Establishments with 10 to 19 employees	2	X	X	X
	Establishments with 20 to 49 employees	1	X	X	X
	Establishments with 50 to 99 employees	—	X	X	X
	Establishments with 100 to 249 employees	2	X	X	X
	Establishments with 250 to 499 employees	—	X	X	X
	Establishments with 500 to 999 employees	—	X	X	X
	Establishments with 1,000 employees or more	—	X	X	X
424330	Women's, children's, and infants' clothing and accessories merchant wholesalers				
	All establishments	11	350	5 855	25 561
	Establishments with 1 to 4 employees	6	X	X	X
	Establishments with 5 to 9 employees	—	X	X	X
	Establishments with 10 to 19 employees	2	X	X	X
	Establishments with 20 to 49 employees	1	X	X	X
	Establishments with 50 to 99 employees	—	X	X	X
	Establishments with 100 to 249 employees	2	X	X	X
	Establishments with 250 to 499 employees	—	X	X	X
	Establishments with 500 to 999 employees	—	X	X	X
	Establishments with 1,000 employees or more	—	X	X	X
4244	Grocery and related product merchant wholesalers				
	All establishments	85	2 077	35 349	143 974
	Establishments with 1 to 4 employees	44	X	X	X
	Establishments with 5 to 9 employees	13	X	X	X
	Establishments with 10 to 19 employees	15	X	X	X
	Establishments with 20 to 49 employees	4	X	X	X
	Establishments with 50 to 99 employees	4	X	X	X
	Establishments with 100 to 249 employees	3	X	X	X
	Establishments with 250 to 499 employees	2	X	X	X
	Establishments with 500 to 999 employees	—	X	X	X
	Establishments with 1,000 employees or more	—	X	X	X
42443	Dairy product (except dried or canned) merchant wholesalers				
	All establishments	5	e	D	D
	Establishments with 1 to 4 employees	3	X	X	X
	Establishments with 5 to 9 employees	1	X	X	X
	Establishments with 10 to 19 employees	—	X	X	X
	Establishments with 20 to 49 employees	—	X	X	X
	Establishments with 50 to 99 employees	—	X	X	X
	Establishments with 100 to 249 employees	—	X	X	X
	Establishments with 250 to 499 employees	1	X	X	X
	Establishments with 500 to 999 employees	—	X	X	X
	Establishments with 1,000 employees or more	—	X	X	X
424430	Dairy product (except dried or canned) merchant wholesalers				
	All establishments	5	e	D	D
	Establishments with 1 to 4 employees	3	X	X	X
	Establishments with 5 to 9 employees	1	X	X	X
	Establishments with 10 to 19 employees	—	X	X	X
	Establishments with 20 to 49 employees	—	X	X	X
	Establishments with 50 to 99 employees	—	X	X	X
	Establishments with 100 to 249 employees	—	X	X	X
	Establishments with 250 to 499 employees	1	X	X	X
	Establishments with 500 to 999 employees	—	X	X	X
	Establishments with 1,000 employees or more	—	X	X	X

See footnotes at end of table.

Table 5. Establishments, Employees, and Payroll by Industry and Employment Size of Establishments by County: 2004—Con.

[Excludes most government employees, railroad employees, and self-employed persons. Size class 1 to 4 employees includes establishments having payroll, but no employees, during mid-March pay period. For meaning of abbreviations and symbols, see introductory text. For explanation of terms, see Appendix A. For statement on reliability, see the note at the end of the table and Appendix C]

NAICS code	Geography, kind of business, and employment size class	Establishments (number)	Paid employees for pay period including March 12 (number)	First-quarter payroll (\$1,000)	Annual payroll (\$1,000)
	MORRIS—Con.				
42	Wholesale trade—Con.				
424	Nondurable goods merchant wholesalers—Con.				
4244	Grocery and related product merchant wholesalers—Con.				
42445	Confectionery merchant wholesalers				
	All establishments	11	992	19 903	87 250
	Establishments with 1 to 4 employees	4	X	X	X
	Establishments with 5 to 9 employees	—	X	X	X
	Establishments with 10 to 19 employees	1	X	X	X
	Establishments with 20 to 49 employees	2	X	X	X
	Establishments with 50 to 99 employees	1	X	X	X
	Establishments with 100 to 249 employees	2	X	X	X
	Establishments with 250 to 499 employees	1	X	X	X
	Establishments with 500 to 999 employees	—	X	X	X
	Establishments with 1,000 employees or more	—	X	X	X
424450	Confectionery merchant wholesalers				
	All establishments	11	992	19 903	87 250
	Establishments with 1 to 4 employees	4	X	X	X
	Establishments with 5 to 9 employees	—	X	X	X
	Establishments with 10 to 19 employees	1	X	X	X
	Establishments with 20 to 49 employees	2	X	X	X
	Establishments with 50 to 99 employees	1	X	X	X
	Establishments with 100 to 249 employees	2	X	X	X
	Establishments with 250 to 499 employees	1	X	X	X
	Establishments with 500 to 999 employees	—	X	X	X
	Establishments with 1,000 employees or more	—	X	X	X
42449	Other grocery and related products merchant wholesalers				
	All establishments	38	610	7 950	34 539
	Establishments with 1 to 4 employees	19	X	X	X
	Establishments with 5 to 9 employees	5	X	X	X
	Establishments with 10 to 19 employees	9	X	X	X
	Establishments with 20 to 49 employees	1	X	X	X
	Establishments with 50 to 99 employees	3	X	X	X
	Establishments with 100 to 249 employees	1	X	X	X
	Establishments with 250 to 499 employees	—	X	X	X
	Establishments with 500 to 999 employees	—	X	X	X
	Establishments with 1,000 employees or more	—	X	X	X
424490	Other grocery and related products merchant wholesalers				
	All establishments	38	610	7 950	34 539
	Establishments with 1 to 4 employees	19	X	X	X
	Establishments with 5 to 9 employees	5	X	X	X
	Establishments with 10 to 19 employees	9	X	X	X
	Establishments with 20 to 49 employees	1	X	X	X
	Establishments with 50 to 99 employees	3	X	X	X
	Establishments with 100 to 249 employees	1	X	X	X
	Establishments with 250 to 499 employees	—	X	X	X
	Establishments with 500 to 999 employees	—	X	X	X
	Establishments with 1,000 employees or more	—	X	X	X
4246	Chemical and allied products merchant wholesalers				
	All establishments	53	670	11 858	47 251
	Establishments with 1 to 4 employees	32	X	X	X
	Establishments with 5 to 9 employees	12	X	X	X
	Establishments with 10 to 19 employees	7	X	X	X
	Establishments with 20 to 49 employees	1	X	X	X
	Establishments with 50 to 99 employees	—	X	X	X
	Establishments with 100 to 249 employees	—	X	X	X
	Establishments with 250 to 499 employees	1	X	X	X
	Establishments with 500 to 999 employees	—	X	X	X
	Establishments with 1,000 employees or more	—	X	X	X
42461	Plastics materials and basic forms and shapes merchant wholesalers				
	All establishments	20	137	2 009	10 540
	Establishments with 1 to 4 employees	11	X	X	X
	Establishments with 5 to 9 employees	4	X	X	X
	Establishments with 10 to 19 employees	4	X	X	X
	Establishments with 20 to 49 employees	1	X	X	X
	Establishments with 50 to 99 employees	—	X	X	X
	Establishments with 100 to 249 employees	—	X	X	X
	Establishments with 250 to 499 employees	—	X	X	X
	Establishments with 500 to 999 employees	—	X	X	X
	Establishments with 1,000 employees or more	—	X	X	X
424610	Plastics materials and basic forms and shapes merchant wholesalers				
	All establishments	20	137	2 009	10 540
	Establishments with 1 to 4 employees	11	X	X	X
	Establishments with 5 to 9 employees	4	X	X	X
	Establishments with 10 to 19 employees	4	X	X	X
	Establishments with 20 to 49 employees	1	X	X	X
	Establishments with 50 to 99 employees	—	X	X	X
	Establishments with 100 to 249 employees	—	X	X	X
	Establishments with 250 to 499 employees	—	X	X	X
	Establishments with 500 to 999 employees	—	X	X	X
	Establishments with 1,000 employees or more	—	X	X	X

See footnotes at end of table.

Table 5. Establishments, Employees, and Payroll by Industry and Employment Size of Establishments by County: 2004—Con.

[Excludes most government employees, railroad employees, and self-employed persons. Size class 1 to 4 employees includes establishments having payroll, but no employees, during mid-March pay period. For meaning of abbreviations and symbols, see introductory text. For explanation of terms, see Appendix A. For statement on reliability, see the note at the end of the table and Appendix C]

NAICS code	Geography, kind of business, and employment size class	Establishments (number)	Paid employees for pay period including March 12 (number)	First-quarter payroll (\$1,000)	Annual payroll (\$1,000)
42	MORRIS—Con.				
	Wholesale trade—Con.				
424	Nondurable goods merchant wholesalers—Con.				
4246	Chemical and allied products merchant wholesalers—Con.				
42469	Other chemical and allied products merchant wholesalers				
	All establishments	33	533	9 849	36 711
	Establishments with 1 to 4 employees	21	X	X	X
	Establishments with 5 to 9 employees	8	X	X	X
	Establishments with 10 to 19 employees	3	X	X	X
	Establishments with 20 to 49 employees	—	X	X	X
	Establishments with 50 to 99 employees	—	X	X	X
	Establishments with 100 to 249 employees	—	X	X	X
	Establishments with 250 to 499 employees	1	X	X	X
	Establishments with 500 to 999 employees	—	X	X	X
	Establishments with 1,000 employees or more	—	X	X	X
424690	Other chemical and allied products merchant wholesalers				
	All establishments	33	533	9 849	36 711
	Establishments with 1 to 4 employees	21	X	X	X
	Establishments with 5 to 9 employees	8	X	X	X
	Establishments with 10 to 19 employees	3	X	X	X
	Establishments with 20 to 49 employees	—	X	X	X
	Establishments with 50 to 99 employees	—	X	X	X
	Establishments with 100 to 249 employees	—	X	X	X
	Establishments with 250 to 499 employees	1	X	X	X
	Establishments with 500 to 999 employees	—	X	X	X
	Establishments with 1,000 employees or more	—	X	X	X
4247	Petroleum and petroleum products merchant wholesalers				
	All establishments	17	189	2 839	11 541
	Establishments with 1 to 4 employees	8	X	X	X
	Establishments with 5 to 9 employees	5	X	X	X
	Establishments with 10 to 19 employees	1	X	X	X
	Establishments with 20 to 49 employees	2	X	X	X
	Establishments with 50 to 99 employees	1	X	X	X
	Establishments with 100 to 249 employees	—	X	X	X
	Establishments with 250 to 499 employees	—	X	X	X
	Establishments with 500 to 999 employees	—	X	X	X
	Establishments with 1,000 employees or more	—	X	X	X
42471	Petroleum bulk stations and terminals				
	All establishments	5	133	1 934	6 619
	Establishments with 1 to 4 employees	1	X	X	X
	Establishments with 5 to 9 employees	1	X	X	X
	Establishments with 10 to 19 employees	—	X	X	X
	Establishments with 20 to 49 employees	2	X	X	X
	Establishments with 50 to 99 employees	1	X	X	X
	Establishments with 100 to 249 employees	—	X	X	X
	Establishments with 250 to 499 employees	—	X	X	X
	Establishments with 500 to 999 employees	—	X	X	X
	Establishments with 1,000 employees or more	—	X	X	X
424710	Petroleum bulk stations and terminals				
	All establishments	5	133	1 934	6 619
	Establishments with 1 to 4 employees	1	X	X	X
	Establishments with 5 to 9 employees	1	X	X	X
	Establishments with 10 to 19 employees	—	X	X	X
	Establishments with 20 to 49 employees	2	X	X	X
	Establishments with 50 to 99 employees	1	X	X	X
	Establishments with 100 to 249 employees	—	X	X	X
	Establishments with 250 to 499 employees	—	X	X	X
	Establishments with 500 to 999 employees	—	X	X	X
	Establishments with 1,000 employees or more	—	X	X	X
4248	Beer, wine, and distilled alcoholic beverage merchant wholesalers				
	All establishments	5	c	D	D
	Establishments with 1 to 4 employees	1	X	X	X
	Establishments with 5 to 9 employees	1	X	X	X
	Establishments with 10 to 19 employees	1	X	X	X
	Establishments with 20 to 49 employees	—	X	X	X
	Establishments with 50 to 99 employees	2	X	X	X
	Establishments with 100 to 249 employees	—	X	X	X
	Establishments with 250 to 499 employees	—	X	X	X
	Establishments with 500 to 999 employees	—	X	X	X
	Establishments with 1,000 employees or more	—	X	X	X
42481	Beer and ale merchant wholesalers				
	All establishments	3	c	D	D
	Establishments with 1 to 4 employees	1	X	X	X
	Establishments with 5 to 9 employees	—	X	X	X
	Establishments with 10 to 19 employees	—	X	X	X
	Establishments with 20 to 49 employees	—	X	X	X
	Establishments with 50 to 99 employees	2	X	X	X
	Establishments with 100 to 249 employees	—	X	X	X
	Establishments with 250 to 499 employees	—	X	X	X
	Establishments with 500 to 999 employees	—	X	X	X
	Establishments with 1,000 employees or more	—	X	X	X

See footnotes at end of table.

Table 5. Establishments, Employees, and Payroll by Industry and Employment Size of Establishments by County: 2004—Con.

[Excludes most government employees, railroad employees, and self-employed persons. Size class 1 to 4 employees includes establishments having payroll, but no employees, during mid-March pay period. For meaning of abbreviations and symbols, see introductory text. For explanation of terms, see Appendix A. For statement on reliability, see the note at the end of the table and Appendix C]

NAICS code	Geography, kind of business, and employment size class	Establishments (number)	Paid employees for pay period including March 12 (number)	First-quarter payroll (\$1,000)	Annual payroll (\$1,000)
42	MORRIS—Con.				
424	Wholesale trade—Con.				
4248	Nondurable goods merchant wholesalers—Con.				
42481	Beer, wine, and distilled alcoholic beverage merchant wholesalers—Con.				
424810	Beer and ale merchant wholesalers—Con.				
	All establishments	3	c	D	D
	Establishments with 1 to 4 employees	1	X	X	X
	Establishments with 5 to 9 employees	—	X	X	X
	Establishments with 10 to 19 employees	—	X	X	X
	Establishments with 20 to 49 employees	—	X	X	X
	Establishments with 50 to 99 employees	2	X	X	X
	Establishments with 100 to 249 employees	—	X	X	X
	Establishments with 250 to 499 employees	—	X	X	X
	Establishments with 500 to 999 employees	—	X	X	X
	Establishments with 1,000 employees or more	—	X	X	X
4249	Miscellaneous nondurable goods merchant wholesalers				
	All establishments	56	550	4 871	22 918
	Establishments with 1 to 4 employees	36	X	X	X
	Establishments with 5 to 9 employees	8	X	X	X
	Establishments with 10 to 19 employees	8	X	X	X
	Establishments with 20 to 49 employees	2	X	X	X
	Establishments with 50 to 99 employees	1	X	X	X
	Establishments with 100 to 249 employees	1	X	X	X
	Establishments with 250 to 499 employees	—	X	X	X
	Establishments with 500 to 999 employees	—	X	X	X
	Establishments with 1,000 employees or more	—	X	X	X
42493	Flower, nursery stock, and florists' supplies merchant wholesalers				
	All establishments	10	103	653	3 410
	Establishments with 1 to 4 employees	4	X	X	X
	Establishments with 5 to 9 employees	2	X	X	X
	Establishments with 10 to 19 employees	3	X	X	X
	Establishments with 20 to 49 employees	1	X	X	X
	Establishments with 50 to 99 employees	—	X	X	X
	Establishments with 100 to 249 employees	—	X	X	X
	Establishments with 250 to 499 employees	—	X	X	X
	Establishments with 500 to 999 employees	—	X	X	X
	Establishments with 1,000 employees or more	—	X	X	X
424930	Flower, nursery stock, and florists' supplies merchant wholesalers				
	All establishments	10	103	653	3 410
	Establishments with 1 to 4 employees	4	X	X	X
	Establishments with 5 to 9 employees	2	X	X	X
	Establishments with 10 to 19 employees	3	X	X	X
	Establishments with 20 to 49 employees	1	X	X	X
	Establishments with 50 to 99 employees	—	X	X	X
	Establishments with 100 to 249 employees	—	X	X	X
	Establishments with 250 to 499 employees	—	X	X	X
	Establishments with 500 to 999 employees	—	X	X	X
	Establishments with 1,000 employees or more	—	X	X	X
42495	Paint, varnish, and supplies merchant wholesalers				
	All establishments	6	227	2 189	9 778
	Establishments with 1 to 4 employees	2	X	X	X
	Establishments with 5 to 9 employees	1	X	X	X
	Establishments with 10 to 19 employees	2	X	X	X
	Establishments with 20 to 49 employees	—	X	X	X
	Establishments with 50 to 99 employees	—	X	X	X
	Establishments with 100 to 249 employees	1	X	X	X
	Establishments with 250 to 499 employees	—	X	X	X
	Establishments with 500 to 999 employees	—	X	X	X
	Establishments with 1,000 employees or more	—	X	X	X
424950	Paint, varnish, and supplies merchant wholesalers				
	All establishments	6	227	2 189	9 778
	Establishments with 1 to 4 employees	2	X	X	X
	Establishments with 5 to 9 employees	1	X	X	X
	Establishments with 10 to 19 employees	2	X	X	X
	Establishments with 20 to 49 employees	—	X	X	X
	Establishments with 50 to 99 employees	—	X	X	X
	Establishments with 100 to 249 employees	1	X	X	X
	Establishments with 250 to 499 employees	—	X	X	X
	Establishments with 500 to 999 employees	—	X	X	X
	Establishments with 1,000 employees or more	—	X	X	X
42499	Other miscellaneous nondurable goods merchant wholesalers				
	All establishments	28	152	1 388	6 241
	Establishments with 1 to 4 employees	22	X	X	X
	Establishments with 5 to 9 employees	4	X	X	X
	Establishments with 10 to 19 employees	—	X	X	X
	Establishments with 20 to 49 employees	1	X	X	X
	Establishments with 50 to 99 employees	1	X	X	X
	Establishments with 100 to 249 employees	—	X	X	X
	Establishments with 250 to 499 employees	—	X	X	X

See footnotes at end of table.

Table 5. Establishments, Employees, and Payroll by Industry and Employment Size of Establishments by County: 2004—Con.

[Excludes most government employees, railroad employees, and self-employed persons. Size class 1 to 4 employees includes establishments having payroll, but no employees, during mid-March pay period. For meaning of abbreviations and symbols, see introductory text. For explanation of terms, see Appendix A. For statement on reliability, see the note at the end of the table and Appendix C]

NAICS code	Geography, kind of business, and employment size class	Establishments (number)	Paid employees for pay period including March 12 (number)	First-quarter payroll (\$1,000)	Annual payroll (\$1,000)
	MORRIS—Con.				
42	Wholesale trade—Con.				
424	Nondurable goods merchant wholesalers—Con.				
4249	Miscellaneous nondurable goods merchant wholesalers—Con.				
42499	Other miscellaneous nondurable goods merchant wholesalers—Con.				
	All establishments—Con.				
	Establishments with 500 to 999 employees	—	X	X	X
	Establishments with 1,000 employees or more	—	X	X	X
424990	Other miscellaneous nondurable goods merchant wholesalers				
	All establishments	28	152	1 388	6 241
	Establishments with 1 to 4 employees	22	X	X	X
	Establishments with 5 to 9 employees	4	X	X	X
	Establishments with 10 to 19 employees	—	X	X	X
	Establishments with 20 to 49 employees	1	X	X	X
	Establishments with 50 to 99 employees	1	X	X	X
	Establishments with 100 to 249 employees	—	X	X	X
	Establishments with 250 to 499 employees	—	X	X	X
	Establishments with 500 to 999 employees	—	X	X	X
	Establishments with 1,000 employees or more	—	X	X	X
425	Wholesale electronic markets and agents and brokers				
	All establishments	169	704	7 882	35 605
	Establishments with 1 to 4 employees	140	X	X	X
	Establishments with 5 to 9 employees	17	X	X	X
	Establishments with 10 to 19 employees	7	X	X	X
	Establishments with 20 to 49 employees	3	X	X	X
	Establishments with 50 to 99 employees	1	X	X	X
	Establishments with 100 to 249 employees	1	X	X	X
	Establishments with 250 to 499 employees	—	X	X	X
	Establishments with 500 to 999 employees	—	X	X	X
	Establishments with 1,000 employees or more	—	X	X	X
4251	Wholesale electronic markets and agents and brokers				
	All establishments	169	704	7 882	35 605
	Establishments with 1 to 4 employees	140	X	X	X
	Establishments with 5 to 9 employees	17	X	X	X
	Establishments with 10 to 19 employees	7	X	X	X
	Establishments with 20 to 49 employees	3	X	X	X
	Establishments with 50 to 99 employees	1	X	X	X
	Establishments with 100 to 249 employees	1	X	X	X
	Establishments with 250 to 499 employees	—	X	X	X
	Establishments with 500 to 999 employees	—	X	X	X
	Establishments with 1,000 employees or more	—	X	X	X
42512	Wholesale trade agents and brokers				
	All establishments	166	699	7 855	35 504
	Establishments with 1 to 4 employees	137	X	X	X
	Establishments with 5 to 9 employees	17	X	X	X
	Establishments with 10 to 19 employees	7	X	X	X
	Establishments with 20 to 49 employees	3	X	X	X
	Establishments with 50 to 99 employees	1	X	X	X
	Establishments with 100 to 249 employees	1	X	X	X
	Establishments with 250 to 499 employees	—	X	X	X
	Establishments with 500 to 999 employees	—	X	X	X
	Establishments with 1,000 employees or more	—	X	X	X
425120	Wholesale trade agents and brokers				
	All establishments	166	699	7 855	35 504
	Establishments with 1 to 4 employees	137	X	X	X
	Establishments with 5 to 9 employees	17	X	X	X
	Establishments with 10 to 19 employees	7	X	X	X
	Establishments with 20 to 49 employees	3	X	X	X
	Establishments with 50 to 99 employees	1	X	X	X
	Establishments with 100 to 249 employees	1	X	X	X
	Establishments with 250 to 499 employees	—	X	X	X
	Establishments with 500 to 999 employees	—	X	X	X
	Establishments with 1,000 employees or more	—	X	X	X
44-45	Retail trade				
	All establishments	2 135	34 525	226 477	952 948
	Establishments with 1 to 4 employees	1 041	X	X	X
	Establishments with 5 to 9 employees	455	X	X	X
	Establishments with 10 to 19 employees	289	X	X	X
	Establishments with 20 to 49 employees	206	X	X	X
	Establishments with 50 to 99 employees	72	X	X	X
	Establishments with 100 to 249 employees	62	X	X	X
	Establishments with 250 to 499 employees	9	X	X	X
	Establishments with 500 to 999 employees	—	X	X	X
	Establishments with 1,000 employees or more	1	X	X	X

See footnotes at end of table.

Table 5. Establishments, Employees, and Payroll by Industry and Employment Size of Establishments by County: 2004—Con.

[Excludes most government employees, railroad employees, and self-employed persons. Size class 1 to 4 employees includes establishments having payroll, but no employees, during mid-March pay period. For meaning of abbreviations and symbols, see introductory text. For explanation of terms, see Appendix A. For statement on reliability, see the note at the end of the table and Appendix C]

NAICS code	Geography, kind of business, and employment size class	Establishments (number)	Paid employees for pay period including March 12 (number)	First-quarter payroll (\$1,000)	Annual payroll (\$1,000)
	MORRIS—Con.				
44-45	Retail trade—Con.				
441	Motor vehicle and parts dealers				
	All establishments	176	3 792	39 910	176 605
	Establishments with 1 to 4 employees	57	X	X	X
	Establishments with 5 to 9 employees	38	X	X	X
	Establishments with 10 to 19 employees	28	X	X	X
	Establishments with 20 to 49 employees	30	X	X	X
	Establishments with 50 to 99 employees	15	X	X	X
	Establishments with 100 to 249 employees	8	X	X	X
	Establishments with 250 to 499 employees	—	X	X	X
	Establishments with 500 to 999 employees	—	X	X	X
	Establishments with 1,000 employees or more	—	X	X	X
4411	Automobile dealers				
	All establishments	80	3 041	34 656	153 876
	Establishments with 1 to 4 employees	23	X	X	X
	Establishments with 5 to 9 employees	3	X	X	X
	Establishments with 10 to 19 employees	8	X	X	X
	Establishments with 20 to 49 employees	23	X	X	X
	Establishments with 50 to 99 employees	15	X	X	X
	Establishments with 100 to 249 employees	8	X	X	X
	Establishments with 250 to 499 employees	—	X	X	X
	Establishments with 500 to 999 employees	—	X	X	X
	Establishments with 1,000 employees or more	—	X	X	X
44111	New car dealers				
	All establishments	62	2 999	34 311	152 331
	Establishments with 1 to 4 employees	6	X	X	X
	Establishments with 5 to 9 employees	3	X	X	X
	Establishments with 10 to 19 employees	7	X	X	X
	Establishments with 20 to 49 employees	23	X	X	X
	Establishments with 50 to 99 employees	15	X	X	X
	Establishments with 100 to 249 employees	8	X	X	X
	Establishments with 250 to 499 employees	—	X	X	X
	Establishments with 500 to 999 employees	—	X	X	X
	Establishments with 1,000 employees or more	—	X	X	X
441110	New car dealers				
	All establishments	62	2 999	34 311	152 331
	Establishments with 1 to 4 employees	6	X	X	X
	Establishments with 5 to 9 employees	3	X	X	X
	Establishments with 10 to 19 employees	7	X	X	X
	Establishments with 20 to 49 employees	23	X	X	X
	Establishments with 50 to 99 employees	15	X	X	X
	Establishments with 100 to 249 employees	8	X	X	X
	Establishments with 250 to 499 employees	—	X	X	X
	Establishments with 500 to 999 employees	—	X	X	X
	Establishments with 1,000 employees or more	—	X	X	X
4412	Other motor vehicle dealers				
	All establishments	20	172	1 413	6 984
	Establishments with 1 to 4 employees	10	X	X	X
	Establishments with 5 to 9 employees	4	X	X	X
	Establishments with 10 to 19 employees	3	X	X	X
	Establishments with 20 to 49 employees	3	X	X	X
	Establishments with 50 to 99 employees	—	X	X	X
	Establishments with 100 to 249 employees	—	X	X	X
	Establishments with 250 to 499 employees	—	X	X	X
	Establishments with 500 to 999 employees	—	X	X	X
	Establishments with 1,000 employees or more	—	X	X	X
44122	Motorcycle, boat, and other motor vehicle dealers				
	All establishments	18	c	D	D
	Establishments with 1 to 4 employees	9	X	X	X
	Establishments with 5 to 9 employees	4	X	X	X
	Establishments with 10 to 19 employees	3	X	X	X
	Establishments with 20 to 49 employees	2	X	X	X
	Establishments with 50 to 99 employees	—	X	X	X
	Establishments with 100 to 249 employees	—	X	X	X
	Establishments with 250 to 499 employees	—	X	X	X
	Establishments with 500 to 999 employees	—	X	X	X
	Establishments with 1,000 employees or more	—	X	X	X
4413	Automotive parts, accessories, and tire stores				
	All establishments	76	579	3 841	15 745
	Establishments with 1 to 4 employees	24	X	X	X
	Establishments with 5 to 9 employees	31	X	X	X
	Establishments with 10 to 19 employees	17	X	X	X
	Establishments with 20 to 49 employees	4	X	X	X
	Establishments with 50 to 99 employees	—	X	X	X
	Establishments with 100 to 249 employees	—	X	X	X
	Establishments with 250 to 499 employees	—	X	X	X
	Establishments with 500 to 999 employees	—	X	X	X
	Establishments with 1,000 employees or more	—	X	X	X

See footnotes at end of table.

Table 5. Establishments, Employees, and Payroll by Industry and Employment Size of Establishments by County: 2004—Con.

[Excludes most government employees, railroad employees, and self-employed persons. Size class 1 to 4 employees includes establishments having payroll, but no employees, during mid-March pay period. For meaning of abbreviations and symbols, see introductory text. For explanation of terms, see Appendix A. For statement on reliability, see the note at the end of the table and Appendix C]

NAICS code	Geography, kind of business, and employment size class	Establishments (number)	Paid employees for pay period including March 12 (number)	First-quarter payroll (\$1,000)	Annual payroll (\$1,000)
MORRIS—Con.					
44-45	Retail trade—Con.				
441	Motor vehicle and parts dealers—Con.				
4413	Automotive parts, accessories, and tire stores—Con.				
44131	Automotive parts and accessories stores				
	All establishments	53	435	2 510	10 443
	Establishments with 1 to 4 employees	20	X	X	X
	Establishments with 5 to 9 employees	15	X	X	X
	Establishments with 10 to 19 employees	14	X	X	X
	Establishments with 20 to 49 employees	4	X	X	X
	Establishments with 50 to 99 employees	—	X	X	X
	Establishments with 100 to 249 employees	—	X	X	X
	Establishments with 250 to 499 employees	—	X	X	X
	Establishments with 500 to 999 employees	—	X	X	X
	Establishments with 1,000 employees or more	—	X	X	X
441310	Automotive parts and accessories stores				
	All establishments	53	435	2 510	10 443
	Establishments with 1 to 4 employees	20	X	X	X
	Establishments with 5 to 9 employees	15	X	X	X
	Establishments with 10 to 19 employees	14	X	X	X
	Establishments with 20 to 49 employees	4	X	X	X
	Establishments with 50 to 99 employees	—	X	X	X
	Establishments with 100 to 249 employees	—	X	X	X
	Establishments with 250 to 499 employees	—	X	X	X
	Establishments with 500 to 999 employees	—	X	X	X
	Establishments with 1,000 employees or more	—	X	X	X
44132	Tire dealers				
	All establishments	23	144	1 331	5 302
	Establishments with 1 to 4 employees	4	X	X	X
	Establishments with 5 to 9 employees	16	X	X	X
	Establishments with 10 to 19 employees	3	X	X	X
	Establishments with 20 to 49 employees	—	X	X	X
	Establishments with 50 to 99 employees	—	X	X	X
	Establishments with 100 to 249 employees	—	X	X	X
	Establishments with 250 to 499 employees	—	X	X	X
	Establishments with 500 to 999 employees	—	X	X	X
	Establishments with 1,000 employees or more	—	X	X	X
441320	Tire dealers				
	All establishments	23	144	1 331	5 302
	Establishments with 1 to 4 employees	4	X	X	X
	Establishments with 5 to 9 employees	16	X	X	X
	Establishments with 10 to 19 employees	3	X	X	X
	Establishments with 20 to 49 employees	—	X	X	X
	Establishments with 50 to 99 employees	—	X	X	X
	Establishments with 100 to 249 employees	—	X	X	X
	Establishments with 250 to 499 employees	—	X	X	X
	Establishments with 500 to 999 employees	—	X	X	X
	Establishments with 1,000 employees or more	—	X	X	X
442	Furniture and home furnishings stores				
	All establishments	162	1 700	12 138	48 844
	Establishments with 1 to 4 employees	82	X	X	X
	Establishments with 5 to 9 employees	36	X	X	X
	Establishments with 10 to 19 employees	20	X	X	X
	Establishments with 20 to 49 employees	17	X	X	X
	Establishments with 50 to 99 employees	6	X	X	X
	Establishments with 100 to 249 employees	1	X	X	X
	Establishments with 250 to 499 employees	—	X	X	X
	Establishments with 500 to 999 employees	—	X	X	X
	Establishments with 1,000 employees or more	—	X	X	X
4421	Furniture stores				
	All establishments	68	636	5 049	20 527
	Establishments with 1 to 4 employees	37	X	X	X
	Establishments with 5 to 9 employees	15	X	X	X
	Establishments with 10 to 19 employees	7	X	X	X
	Establishments with 20 to 49 employees	6	X	X	X
	Establishments with 50 to 99 employees	3	X	X	X
	Establishments with 100 to 249 employees	—	X	X	X
	Establishments with 250 to 499 employees	—	X	X	X
	Establishments with 500 to 999 employees	—	X	X	X
	Establishments with 1,000 employees or more	—	X	X	X
44211	Furniture stores				
	All establishments	68	636	5 049	20 527
	Establishments with 1 to 4 employees	37	X	X	X
	Establishments with 5 to 9 employees	15	X	X	X
	Establishments with 10 to 19 employees	7	X	X	X
	Establishments with 20 to 49 employees	6	X	X	X
	Establishments with 50 to 99 employees	3	X	X	X
	Establishments with 100 to 249 employees	—	X	X	X
	Establishments with 250 to 499 employees	—	X	X	X
	Establishments with 500 to 999 employees	—	X	X	X
	Establishments with 1,000 employees or more	—	X	X	X

See footnotes at end of table.

Table 5. Establishments, Employees, and Payroll by Industry and Employment Size of Establishments by County: 2004—Con.

[Excludes most government employees, railroad employees, and self-employed persons. Size class 1 to 4 employees includes establishments having payroll, but no employees, during mid-March pay period. For meaning of abbreviations and symbols, see introductory text. For explanation of terms, see Appendix A. For statement on reliability, see the note at the end of the table and Appendix C.]

NAICS code	Geography, kind of business, and employment size class	Establishments (number)	Paid employees for pay period including March 12 (number)	First-quarter payroll (\$1,000)	Annual payroll (\$1,000)
	MORRIS—Con.				
44-45	Retail trade—Con.				
442	Furniture and home furnishings stores—Con.				
4421	Furniture stores—Con.				
44211	Furniture stores—Con.				
442110	Furniture stores				
	All establishments	68	636	5 049	20 527
	Establishments with 1 to 4 employees	37	X	X	X
	Establishments with 5 to 9 employees	15	X	X	X
	Establishments with 10 to 19 employees	7	X	X	X
	Establishments with 20 to 49 employees	6	X	X	X
	Establishments with 50 to 99 employees	3	X	X	X
	Establishments with 100 to 249 employees	—	X	X	X
	Establishments with 250 to 499 employees	—	X	X	X
	Establishments with 500 to 999 employees	—	X	X	X
	Establishments with 1,000 employees or more	—	X	X	X
4422	Home furnishings stores				
	All establishments	94	1 064	7 089	28 317
	Establishments with 1 to 4 employees	45	X	X	X
	Establishments with 5 to 9 employees	21	X	X	X
	Establishments with 10 to 19 employees	13	X	X	X
	Establishments with 20 to 49 employees	11	X	X	X
	Establishments with 50 to 99 employees	3	X	X	X
	Establishments with 100 to 249 employees	1	X	X	X
	Establishments with 250 to 499 employees	—	X	X	X
	Establishments with 500 to 999 employees	—	X	X	X
	Establishments with 1,000 employees or more	—	X	X	X
44221	Floor covering stores				
	All establishments	39	407	4 283	16 956
	Establishments with 1 to 4 employees	17	X	X	X
	Establishments with 5 to 9 employees	11	X	X	X
	Establishments with 10 to 19 employees	6	X	X	X
	Establishments with 20 to 49 employees	4	X	X	X
	Establishments with 50 to 99 employees	—	X	X	X
	Establishments with 100 to 249 employees	1	X	X	X
	Establishments with 250 to 499 employees	—	X	X	X
	Establishments with 500 to 999 employees	—	X	X	X
	Establishments with 1,000 employees or more	—	X	X	X
442210	Floor covering stores				
	All establishments	39	407	4 283	16 956
	Establishments with 1 to 4 employees	17	X	X	X
	Establishments with 5 to 9 employees	11	X	X	X
	Establishments with 10 to 19 employees	6	X	X	X
	Establishments with 20 to 49 employees	4	X	X	X
	Establishments with 50 to 99 employees	—	X	X	X
	Establishments with 100 to 249 employees	1	X	X	X
	Establishments with 250 to 499 employees	—	X	X	X
	Establishments with 500 to 999 employees	—	X	X	X
	Establishments with 1,000 employees or more	—	X	X	X
44229	Other home furnishings stores				
	All establishments	55	657	2 806	11 361
	Establishments with 1 to 4 employees	28	X	X	X
	Establishments with 5 to 9 employees	10	X	X	X
	Establishments with 10 to 19 employees	7	X	X	X
	Establishments with 20 to 49 employees	7	X	X	X
	Establishments with 50 to 99 employees	3	X	X	X
	Establishments with 100 to 249 employees	—	X	X	X
	Establishments with 250 to 499 employees	—	X	X	X
	Establishments with 500 to 999 employees	—	X	X	X
	Establishments with 1,000 employees or more	—	X	X	X
442299	All other home furnishings stores				
	All establishments	47	611	2 556	10 388
	Establishments with 1 to 4 employees	24	X	X	X
	Establishments with 5 to 9 employees	7	X	X	X
	Establishments with 10 to 19 employees	6	X	X	X
	Establishments with 20 to 49 employees	7	X	X	X
	Establishments with 50 to 99 employees	3	X	X	X
	Establishments with 100 to 249 employees	—	X	X	X
	Establishments with 250 to 499 employees	—	X	X	X
	Establishments with 500 to 999 employees	—	X	X	X
	Establishments with 1,000 employees or more	—	X	X	X
443	Electronics and appliance stores				
	All establishments	105	1 052	6 053	26 255
	Establishments with 1 to 4 employees	52	X	X	X
	Establishments with 5 to 9 employees	35	X	X	X
	Establishments with 10 to 19 employees	8	X	X	X
	Establishments with 20 to 49 employees	5	X	X	X
	Establishments with 50 to 99 employees	3	X	X	X
	Establishments with 100 to 249 employees	2	X	X	X
	Establishments with 250 to 499 employees	—	X	X	X
	Establishments with 500 to 999 employees	—	X	X	X
	Establishments with 1,000 employees or more	—	X	X	X

See footnotes at end of table.

Table 5. Establishments, Employees, and Payroll by Industry and Employment Size of Establishments by County: 2004—Con.

[Excludes most government employees, railroad employees, and self-employed persons. Size class 1 to 4 employees includes establishments having payroll, but no employees, during mid-March pay period. For meaning of abbreviations and symbols, see introductory text. For explanation of terms, see Appendix A. For statement on reliability, see the note at the end of the table and Appendix C]

NAICS code	Geography, kind of business, and employment size class	Establishments (number)	Paid employees for pay period including March 12 (number)	First-quarter payroll (\$1,000)	Annual payroll (\$1,000)
MORRIS—Con.					
44-45	Retail trade—Con.				
443	Electronics and appliance stores—Con.				
4431	Electronics and appliance stores				
	All establishments	105	1 052	6 053	26 255
	Establishments with 1 to 4 employees	52	X	X	X
	Establishments with 5 to 9 employees	35	X	X	X
	Establishments with 10 to 19 employees	8	X	X	X
	Establishments with 20 to 49 employees	5	X	X	X
	Establishments with 50 to 99 employees	3	X	X	X
	Establishments with 100 to 249 employees	2	X	X	X
	Establishments with 250 to 499 employees	-	X	X	X
	Establishments with 500 to 999 employees	-	X	X	X
	Establishments with 1,000 employees or more	-	X	X	X
44311	Appliance, television, and other electronics stores				
	All establishments	73	780	4 655	20 073
	Establishments with 1 to 4 employees	42	X	X	X
	Establishments with 5 to 9 employees	21	X	X	X
	Establishments with 10 to 19 employees	2	X	X	X
	Establishments with 20 to 49 employees	4	X	X	X
	Establishments with 50 to 99 employees	2	X	X	X
	Establishments with 100 to 249 employees	2	X	X	X
	Establishments with 250 to 499 employees	-	X	X	X
	Establishments with 500 to 999 employees	-	X	X	X
	Establishments with 1,000 employees or more	-	X	X	X
443111	Household appliance stores				
	All establishments	24	135	1 016	4 232
	Establishments with 1 to 4 employees	16	X	X	X
	Establishments with 5 to 9 employees	5	X	X	X
	Establishments with 10 to 19 employees	1	X	X	X
	Establishments with 20 to 49 employees	2	X	X	X
	Establishments with 50 to 99 employees	-	X	X	X
	Establishments with 100 to 249 employees	-	X	X	X
	Establishments with 250 to 499 employees	-	X	X	X
	Establishments with 500 to 999 employees	-	X	X	X
	Establishments with 1,000 employees or more	-	X	X	X
443112	Radio, television, and other electronics stores				
	All establishments	49	645	3 639	15 841
	Establishments with 1 to 4 employees	26	X	X	X
	Establishments with 5 to 9 employees	16	X	X	X
	Establishments with 10 to 19 employees	1	X	X	X
	Establishments with 20 to 49 employees	2	X	X	X
	Establishments with 50 to 99 employees	2	X	X	X
	Establishments with 100 to 249 employees	2	X	X	X
	Establishments with 250 to 499 employees	-	X	X	X
	Establishments with 500 to 999 employees	-	X	X	X
	Establishments with 1,000 employees or more	-	X	X	X
44312	Computer and software stores				
	All establishments	24	215	1 060	4 723
	Establishments with 1 to 4 employees	8	X	X	X
	Establishments with 5 to 9 employees	11	X	X	X
	Establishments with 10 to 19 employees	3	X	X	X
	Establishments with 20 to 49 employees	1	X	X	X
	Establishments with 50 to 99 employees	1	X	X	X
	Establishments with 100 to 249 employees	-	X	X	X
	Establishments with 250 to 499 employees	-	X	X	X
	Establishments with 500 to 999 employees	-	X	X	X
	Establishments with 1,000 employees or more	-	X	X	X
443120	Computer and software stores				
	All establishments	24	215	1 060	4 723
	Establishments with 1 to 4 employees	8	X	X	X
	Establishments with 5 to 9 employees	11	X	X	X
	Establishments with 10 to 19 employees	3	X	X	X
	Establishments with 20 to 49 employees	1	X	X	X
	Establishments with 50 to 99 employees	1	X	X	X
	Establishments with 100 to 249 employees	-	X	X	X
	Establishments with 250 to 499 employees	-	X	X	X
	Establishments with 500 to 999 employees	-	X	X	X
	Establishments with 1,000 employees or more	-	X	X	X
444	Building material and garden equipment and supplies dealers				
	All establishments	183	2 769	20 326	92 924
	Establishments with 1 to 4 employees	76	X	X	X
	Establishments with 5 to 9 employees	49	X	X	X
	Establishments with 10 to 19 employees	35	X	X	X
	Establishments with 20 to 49 employees	16	X	X	X
	Establishments with 50 to 99 employees	1	X	X	X
	Establishments with 100 to 249 employees	5	X	X	X
	Establishments with 250 to 499 employees	1	X	X	X
	Establishments with 500 to 999 employees	-	X	X	X
	Establishments with 1,000 employees or more	-	X	X	X

See footnotes at end of table.

Table 5. Establishments, Employees, and Payroll by Industry and Employment Size of Establishments by County: 2004—Con.

[Excludes most government employees, railroad employees, and self-employed persons. Size class 1 to 4 employees includes establishments having payroll, but no employees, during mid-March pay period. For meaning of abbreviations and symbols, see introductory text. For explanation of terms, see Appendix A. For statement on reliability, see the note at the end of the table and Appendix C]

NAICS code	Geography, kind of business, and employment size class	Establishments (number)	Paid employees for pay period including March 12 (number)	First-quarter payroll (\$1,000)	Annual payroll (\$1,000)
	MORRIS—Con.				
44-45	Retail trade—Con.				
444	Building material and garden equipment and supplies dealers—Con.				
4441	Building material and supplies dealers				
	All establishments	143	2 465	18 915	83 302
	Establishments with 1 to 4 employees	58	X	X	X
	Establishments with 5 to 9 employees	37	X	X	X
	Establishments with 10 to 19 employees	29	X	X	X
	Establishments with 20 to 49 employees	12	X	X	X
	Establishments with 50 to 99 employees	1	X	X	X
	Establishments with 100 to 249 employees	5	X	X	X
	Establishments with 250 to 499 employees	1	X	X	X
	Establishments with 500 to 999 employees	—	X	X	X
	Establishments with 1,000 employees or more	—	X	X	X
44411	Home centers				
	All establishments	9	g	D	D
	Establishments with 1 to 4 employees	3	X	X	X
	Establishments with 5 to 9 employees	—	X	X	X
	Establishments with 10 to 19 employees	—	X	X	X
	Establishments with 20 to 49 employees	—	X	X	X
	Establishments with 50 to 99 employees	—	X	X	X
	Establishments with 100 to 249 employees	5	X	X	X
	Establishments with 250 to 499 employees	1	X	X	X
	Establishments with 500 to 999 employees	—	X	X	X
	Establishments with 1,000 employees or more	—	X	X	X
444110	Home centers				
	All establishments	9	g	D	D
	Establishments with 1 to 4 employees	3	X	X	X
	Establishments with 5 to 9 employees	—	X	X	X
	Establishments with 10 to 19 employees	—	X	X	X
	Establishments with 20 to 49 employees	—	X	X	X
	Establishments with 50 to 99 employees	—	X	X	X
	Establishments with 100 to 249 employees	5	X	X	X
	Establishments with 250 to 499 employees	1	X	X	X
	Establishments with 500 to 999 employees	—	X	X	X
	Establishments with 1,000 employees or more	—	X	X	X
44413	Hardware stores				
	All establishments	21	123	797	3 450
	Establishments with 1 to 4 employees	12	X	X	X
	Establishments with 5 to 9 employees	6	X	X	X
	Establishments with 10 to 19 employees	2	X	X	X
	Establishments with 20 to 49 employees	1	X	X	X
	Establishments with 50 to 99 employees	—	X	X	X
	Establishments with 100 to 249 employees	—	X	X	X
	Establishments with 250 to 499 employees	—	X	X	X
	Establishments with 500 to 999 employees	—	X	X	X
	Establishments with 1,000 employees or more	—	X	X	X
444130	Hardware stores				
	All establishments	21	123	797	3 450
	Establishments with 1 to 4 employees	12	X	X	X
	Establishments with 5 to 9 employees	6	X	X	X
	Establishments with 10 to 19 employees	2	X	X	X
	Establishments with 20 to 49 employees	1	X	X	X
	Establishments with 50 to 99 employees	—	X	X	X
	Establishments with 100 to 249 employees	—	X	X	X
	Establishments with 250 to 499 employees	—	X	X	X
	Establishments with 500 to 999 employees	—	X	X	X
	Establishments with 1,000 employees or more	—	X	X	X
44419	Other building material dealers				
	All establishments	98	938	8 927	44 751
	Establishments with 1 to 4 employees	37	X	X	X
	Establishments with 5 to 9 employees	24	X	X	X
	Establishments with 10 to 19 employees	25	X	X	X
	Establishments with 20 to 49 employees	11	X	X	X
	Establishments with 50 to 99 employees	1	X	X	X
	Establishments with 100 to 249 employees	—	X	X	X
	Establishments with 250 to 499 employees	—	X	X	X
	Establishments with 500 to 999 employees	—	X	X	X
	Establishments with 1,000 employees or more	—	X	X	X
444190	Other building material dealers				
	All establishments	98	938	8 927	44 751
	Establishments with 1 to 4 employees	37	X	X	X
	Establishments with 5 to 9 employees	24	X	X	X
	Establishments with 10 to 19 employees	25	X	X	X
	Establishments with 20 to 49 employees	11	X	X	X
	Establishments with 50 to 99 employees	1	X	X	X
	Establishments with 100 to 249 employees	—	X	X	X
	Establishments with 250 to 499 employees	—	X	X	X
	Establishments with 500 to 999 employees	—	X	X	X
	Establishments with 1,000 employees or more	—	X	X	X

See footnotes at end of table.

Table 5. Establishments, Employees, and Payroll by Industry and Employment Size of Establishments by County: 2004—Con.

[Excludes most government employees, railroad employees, and self-employed persons. Size class 1 to 4 employees includes establishments having payroll, but no employees, during mid-March pay period. For meaning of abbreviations and symbols, see introductory text. For explanation of terms, see Appendix A. For statement on reliability, see the note at the end of the table and Appendix C]

NAICS code	Geography, kind of business, and employment size class	Establishments (number)	Paid employees for pay period including March 12 (number)	First-quarter payroll (\$1,000)	Annual payroll (\$1,000)
	MORRIS—Con.				
44-45	Retail trade—Con.				
444	Building material and garden equipment and supplies dealers—Con.				
4442	Lawn and garden equipment and supplies stores				
	All establishments	40	304	1 411	9 622
	Establishments with 1 to 4 employees	18	X	X	X
	Establishments with 5 to 9 employees	12	X	X	X
	Establishments with 10 to 19 employees	6	X	X	X
	Establishments with 20 to 49 employees	4	X	X	X
	Establishments with 50 to 99 employees	—	X	X	X
	Establishments with 100 to 249 employees	—	X	X	X
	Establishments with 250 to 499 employees	—	X	X	X
	Establishments with 500 to 999 employees	—	X	X	X
	Establishments with 1,000 employees or more	—	X	X	X
44422	Nursery, garden center, and farm supply stores				
	All establishments	32	266	1 071	8 271
	Establishments with 1 to 4 employees	13	X	X	X
	Establishments with 5 to 9 employees	10	X	X	X
	Establishments with 10 to 19 employees	5	X	X	X
	Establishments with 20 to 49 employees	4	X	X	X
	Establishments with 50 to 99 employees	—	X	X	X
	Establishments with 100 to 249 employees	—	X	X	X
	Establishments with 250 to 499 employees	—	X	X	X
	Establishments with 500 to 999 employees	—	X	X	X
	Establishments with 1,000 employees or more	—	X	X	X
444220	Nursery, garden center, and farm supply stores				
	All establishments	32	266	1 071	8 271
	Establishments with 1 to 4 employees	13	X	X	X
	Establishments with 5 to 9 employees	10	X	X	X
	Establishments with 10 to 19 employees	5	X	X	X
	Establishments with 20 to 49 employees	4	X	X	X
	Establishments with 50 to 99 employees	—	X	X	X
	Establishments with 100 to 249 employees	—	X	X	X
	Establishments with 250 to 499 employees	—	X	X	X
	Establishments with 500 to 999 employees	—	X	X	X
	Establishments with 1,000 employees or more	—	X	X	X
445	Food and beverage stores				
	All establishments	357	6 926	35 366	147 909
	Establishments with 1 to 4 employees	210	X	X	X
	Establishments with 5 to 9 employees	48	X	X	X
	Establishments with 10 to 19 employees	43	X	X	X
	Establishments with 20 to 49 employees	19	X	X	X
	Establishments with 50 to 99 employees	11	X	X	X
	Establishments with 100 to 249 employees	23	X	X	X
	Establishments with 250 to 499 employees	3	X	X	X
	Establishments with 500 to 999 employees	—	X	X	X
	Establishments with 1,000 employees or more	—	X	X	X
4451	Grocery stores				
	All establishments	183	5 930	31 488	131 186
	Establishments with 1 to 4 employees	100	X	X	X
	Establishments with 5 to 9 employees	17	X	X	X
	Establishments with 10 to 19 employees	19	X	X	X
	Establishments with 20 to 49 employees	10	X	X	X
	Establishments with 50 to 99 employees	11	X	X	X
	Establishments with 100 to 249 employees	23	X	X	X
	Establishments with 250 to 499 employees	3	X	X	X
	Establishments with 500 to 999 employees	—	X	X	X
	Establishments with 1,000 employees or more	—	X	X	X
44511	Supermarkets and other grocery (except convenience) stores				
	All establishments	120	5 590	30 020	124 897
	Establishments with 1 to 4 employees	58	X	X	X
	Establishments with 5 to 9 employees	11	X	X	X
	Establishments with 10 to 19 employees	8	X	X	X
	Establishments with 20 to 49 employees	6	X	X	X
	Establishments with 50 to 99 employees	11	X	X	X
	Establishments with 100 to 249 employees	23	X	X	X
	Establishments with 250 to 499 employees	3	X	X	X
	Establishments with 500 to 999 employees	—	X	X	X
	Establishments with 1,000 employees or more	—	X	X	X
445110	Supermarkets and other grocery (except convenience) stores				
	All establishments	120	5 590	30 020	124 897
	Establishments with 1 to 4 employees	58	X	X	X
	Establishments with 5 to 9 employees	11	X	X	X
	Establishments with 10 to 19 employees	8	X	X	X
	Establishments with 20 to 49 employees	6	X	X	X
	Establishments with 50 to 99 employees	11	X	X	X
	Establishments with 100 to 249 employees	23	X	X	X
	Establishments with 250 to 499 employees	3	X	X	X
	Establishments with 500 to 999 employees	—	X	X	X
	Establishments with 1,000 employees or more	—	X	X	X

See footnotes at end of table.

Table 5. Establishments, Employees, and Payroll by Industry and Employment Size of Establishments by County: 2004—Con.

[Excludes most government employees, railroad employees, and self-employed persons. Size class 1 to 4 employees includes establishments having payroll, but no employees, during mid-March pay period. For meaning of abbreviations and symbols, see introductory text. For explanation of terms, see Appendix A. For statement on reliability, see the note at the end of the table and Appendix C]

NAICS code	Geography, kind of business, and employment size class	Establishments (number)	Paid employees for pay period including March 12 (number)	First-quarter payroll (\$1,000)	Annual payroll (\$1,000)
	MORRIS—Con.				
44-45	Retail trade—Con.				
445	Food and beverage stores—Con.				
4451	Grocery stores—Con.				
44512	Convenience stores				
	All establishments	63	340	1 468	6 289
	Establishments with 1 to 4 employees	42	X	X	X
	Establishments with 5 to 9 employees	6	X	X	X
	Establishments with 10 to 19 employees	11	X	X	X
	Establishments with 20 to 49 employees	4	X	X	X
	Establishments with 50 to 99 employees	—	X	X	X
	Establishments with 100 to 249 employees	—	X	X	X
	Establishments with 250 to 499 employees	—	X	X	X
	Establishments with 500 to 999 employees	—	X	X	X
	Establishments with 1,000 employees or more	—	X	X	X
445120	Convenience stores				
	All establishments	63	340	1 468	6 289
	Establishments with 1 to 4 employees	42	X	X	X
	Establishments with 5 to 9 employees	6	X	X	X
	Establishments with 10 to 19 employees	11	X	X	X
	Establishments with 20 to 49 employees	4	X	X	X
	Establishments with 50 to 99 employees	—	X	X	X
	Establishments with 100 to 249 employees	—	X	X	X
	Establishments with 250 to 499 employees	—	X	X	X
	Establishments with 500 to 999 employees	—	X	X	X
	Establishments with 1,000 employees or more	—	X	X	X
4452	Specialty food stores				
	All establishments	83	407	1 208	5 592
	Establishments with 1 to 4 employees	54	X	X	X
	Establishments with 5 to 9 employees	13	X	X	X
	Establishments with 10 to 19 employees	14	X	X	X
	Establishments with 20 to 49 employees	2	X	X	X
	Establishments with 50 to 99 employees	—	X	X	X
	Establishments with 100 to 249 employees	—	X	X	X
	Establishments with 250 to 499 employees	—	X	X	X
	Establishments with 500 to 999 employees	—	X	X	X
	Establishments with 1,000 employees or more	—	X	X	X
44529	Other specialty food stores				
	All establishments	57	295	749	3 274
	Establishments with 1 to 4 employees	37	X	X	X
	Establishments with 5 to 9 employees	9	X	X	X
	Establishments with 10 to 19 employees	9	X	X	X
	Establishments with 20 to 49 employees	2	X	X	X
	Establishments with 50 to 99 employees	—	X	X	X
	Establishments with 100 to 249 employees	—	X	X	X
	Establishments with 250 to 499 employees	—	X	X	X
	Establishments with 500 to 999 employees	—	X	X	X
	Establishments with 1,000 employees or more	—	X	X	X
445299	All other specialty food stores				
	All establishments	32	145	451	1 955
	Establishments with 1 to 4 employees	22	X	X	X
	Establishments with 5 to 9 employees	4	X	X	X
	Establishments with 10 to 19 employees	6	X	X	X
	Establishments with 20 to 49 employees	—	X	X	X
	Establishments with 50 to 99 employees	—	X	X	X
	Establishments with 100 to 249 employees	—	X	X	X
	Establishments with 250 to 499 employees	—	X	X	X
	Establishments with 500 to 999 employees	—	X	X	X
	Establishments with 1,000 employees or more	—	X	X	X
4453	Beer, wine, and liquor stores				
	All establishments	91	589	2 670	11 131
	Establishments with 1 to 4 employees	56	X	X	X
	Establishments with 5 to 9 employees	18	X	X	X
	Establishments with 10 to 19 employees	10	X	X	X
	Establishments with 20 to 49 employees	7	X	X	X
	Establishments with 50 to 99 employees	—	X	X	X
	Establishments with 100 to 249 employees	—	X	X	X
	Establishments with 250 to 499 employees	—	X	X	X
	Establishments with 500 to 999 employees	—	X	X	X
	Establishments with 1,000 employees or more	—	X	X	X
44531	Beer, wine, and liquor stores				
	All establishments	91	589	2 670	11 131
	Establishments with 1 to 4 employees	56	X	X	X
	Establishments with 5 to 9 employees	18	X	X	X
	Establishments with 10 to 19 employees	10	X	X	X
	Establishments with 20 to 49 employees	7	X	X	X
	Establishments with 50 to 99 employees	—	X	X	X
	Establishments with 100 to 249 employees	—	X	X	X
	Establishments with 250 to 499 employees	—	X	X	X
	Establishments with 500 to 999 employees	—	X	X	X
	Establishments with 1,000 employees or more	—	X	X	X

See footnotes at end of table.

Table 5. Establishments, Employees, and Payroll by Industry and Employment Size of Establishments by County: 2004—Con.

[Excludes most government employees, railroad employees, and self-employed persons. Size class 1 to 4 employees includes establishments having payroll, but no employees, during mid-March pay period. For meaning of abbreviations and symbols, see introductory text. For explanation of terms, see Appendix A. For statement on reliability, see the note at the end of the table and Appendix C]

NAICS code	Geography, kind of business, and employment size class	Establishments (number)	Paid employees for pay period including March 12 (number)	First-quarter payroll (\$1,000)	Annual payroll (\$1,000)
44-45	MORRIS—Con.				
	Retail trade—Con.				
445	Food and beverage stores—Con.				
4453	Beer, wine, and liquor stores—Con.				
44531	Beer, wine, and liquor stores—Con.				
445310	Beer, wine, and liquor stores				
	All establishments	91	589	2 670	11 131
	Establishments with 1 to 4 employees	56	X	X	X
	Establishments with 5 to 9 employees	18	X	X	X
	Establishments with 10 to 19 employees	10	X	X	X
	Establishments with 20 to 49 employees	7	X	X	X
	Establishments with 50 to 99 employees	—	X	X	X
	Establishments with 100 to 249 employees	—	X	X	X
	Establishments with 250 to 499 employees	—	X	X	X
	Establishments with 500 to 999 employees	—	X	X	X
	Establishments with 1,000 employees or more	—	X	X	X
446	Health and personal care stores				
	All establishments	171	2 679	14 205	64 001
	Establishments with 1 to 4 employees	79	X	X	X
	Establishments with 5 to 9 employees	26	X	X	X
	Establishments with 10 to 19 employees	25	X	X	X
	Establishments with 20 to 49 employees	30	X	X	X
	Establishments with 50 to 99 employees	8	X	X	X
	Establishments with 100 to 249 employees	3	X	X	X
	Establishments with 250 to 499 employees	—	X	X	X
	Establishments with 500 to 999 employees	—	X	X	X
	Establishments with 1,000 employees or more	—	X	X	X
4461	Health and personal care stores				
	All establishments	171	2 679	14 205	64 001
	Establishments with 1 to 4 employees	79	X	X	X
	Establishments with 5 to 9 employees	26	X	X	X
	Establishments with 10 to 19 employees	25	X	X	X
	Establishments with 20 to 49 employees	30	X	X	X
	Establishments with 50 to 99 employees	8	X	X	X
	Establishments with 100 to 249 employees	3	X	X	X
	Establishments with 250 to 499 employees	—	X	X	X
	Establishments with 500 to 999 employees	—	X	X	X
	Establishments with 1,000 employees or more	—	X	X	X
44611	Pharmacies and drug stores				
	All establishments	75	1 819	9 059	38 063
	Establishments with 1 to 4 employees	14	X	X	X
	Establishments with 5 to 9 employees	7	X	X	X
	Establishments with 10 to 19 employees	20	X	X	X
	Establishments with 20 to 49 employees	27	X	X	X
	Establishments with 50 to 99 employees	6	X	X	X
	Establishments with 100 to 249 employees	1	X	X	X
	Establishments with 250 to 499 employees	—	X	X	X
	Establishments with 500 to 999 employees	—	X	X	X
	Establishments with 1,000 employees or more	—	X	X	X
446110	Pharmacies and drug stores				
	All establishments	75	1 819	9 059	38 063
	Establishments with 1 to 4 employees	14	X	X	X
	Establishments with 5 to 9 employees	7	X	X	X
	Establishments with 10 to 19 employees	20	X	X	X
	Establishments with 20 to 49 employees	27	X	X	X
	Establishments with 50 to 99 employees	6	X	X	X
	Establishments with 100 to 249 employees	1	X	X	X
	Establishments with 250 to 499 employees	—	X	X	X
	Establishments with 500 to 999 employees	—	X	X	X
	Establishments with 1,000 employees or more	—	X	X	X
44612	Cosmetics, beauty supplies, and perfume stores				
	All establishments	15	107	452	1 975
	Establishments with 1 to 4 employees	11	X	X	X
	Establishments with 5 to 9 employees	1	X	X	X
	Establishments with 10 to 19 employees	2	X	X	X
	Establishments with 20 to 49 employees	—	X	X	X
	Establishments with 50 to 99 employees	1	X	X	X
	Establishments with 100 to 249 employees	—	X	X	X
	Establishments with 250 to 499 employees	—	X	X	X
	Establishments with 500 to 999 employees	—	X	X	X
	Establishments with 1,000 employees or more	—	X	X	X
446120	Cosmetics, beauty supplies, and perfume stores				
	All establishments	15	107	452	1 975
	Establishments with 1 to 4 employees	11	X	X	X
	Establishments with 5 to 9 employees	1	X	X	X
	Establishments with 10 to 19 employees	2	X	X	X
	Establishments with 20 to 49 employees	—	X	X	X
	Establishments with 50 to 99 employees	1	X	X	X
	Establishments with 100 to 249 employees	—	X	X	X
	Establishments with 250 to 499 employees	—	X	X	X
	Establishments with 500 to 999 employees	—	X	X	X
	Establishments with 1,000 employees or more	—	X	X	X

See footnotes at end of table.

Table 5. Establishments, Employees, and Payroll by Industry and Employment Size of Establishments by County: 2004—Con.

[Excludes most government employees, railroad employees, and self-employed persons. Size class 1 to 4 employees includes establishments having payroll, but no employees, during mid-March pay period. For meaning of abbreviations and symbols, see introductory text. For explanation of terms, see Appendix A. For statement on reliability, see the note at the end of the table and Appendix C]

NAICS code	Geography, kind of business, and employment size class	Establishments (number)	Paid employees for pay period including March 12 (number)	First-quarter payroll (\$1,000)	Annual payroll (\$1,000)
	MORRIS—Con.				
44-45	Retail trade—Con.				
446	Health and personal care stores—Con.				
4461	Health and personal care stores—Con.				
44613	Optical goods stores				
	All establishments	40	404	2 576	10 584
	Establishments with 1 to 4 employees	27	X	X	X
	Establishments with 5 to 9 employees	8	X	X	X
	Establishments with 10 to 19 employees	3	X	X	X
	Establishments with 20 to 49 employees	1	X	X	X
	Establishments with 50 to 99 employees	—	X	X	X
	Establishments with 100 to 249 employees	1	X	X	X
	Establishments with 250 to 499 employees	—	X	X	X
	Establishments with 500 to 999 employees	—	X	X	X
	Establishments with 1,000 employees or more	—	X	X	X
446130	Optical goods stores				
	All establishments	40	404	2 576	10 584
	Establishments with 1 to 4 employees	27	X	X	X
	Establishments with 5 to 9 employees	8	X	X	X
	Establishments with 10 to 19 employees	3	X	X	X
	Establishments with 20 to 49 employees	1	X	X	X
	Establishments with 50 to 99 employees	—	X	X	X
	Establishments with 100 to 249 employees	1	X	X	X
	Establishments with 250 to 499 employees	—	X	X	X
	Establishments with 500 to 999 employees	—	X	X	X
	Establishments with 1,000 employees or more	—	X	X	X
44619	Other health and personal care stores				
	All establishments	41	349	2 118	13 379
	Establishments with 1 to 4 employees	27	X	X	X
	Establishments with 5 to 9 employees	10	X	X	X
	Establishments with 10 to 19 employees	—	X	X	X
	Establishments with 20 to 49 employees	2	X	X	X
	Establishments with 50 to 99 employees	1	X	X	X
	Establishments with 100 to 249 employees	1	X	X	X
	Establishments with 250 to 499 employees	—	X	X	X
	Establishments with 500 to 999 employees	—	X	X	X
	Establishments with 1,000 employees or more	—	X	X	X
446191	Food (health) supplement stores				
	All establishments	24	275	1 488	9 640
	Establishments with 1 to 4 employees	15	X	X	X
	Establishments with 5 to 9 employees	6	X	X	X
	Establishments with 10 to 19 employees	—	X	X	X
	Establishments with 20 to 49 employees	1	X	X	X
	Establishments with 50 to 99 employees	1	X	X	X
	Establishments with 100 to 249 employees	1	X	X	X
	Establishments with 250 to 499 employees	—	X	X	X
	Establishments with 500 to 999 employees	—	X	X	X
	Establishments with 1,000 employees or more	—	X	X	X
447	Gasoline stations				
	All establishments	190	959	4 437	17 765
	Establishments with 1 to 4 employees	118	X	X	X
	Establishments with 5 to 9 employees	52	X	X	X
	Establishments with 10 to 19 employees	15	X	X	X
	Establishments with 20 to 49 employees	5	X	X	X
	Establishments with 50 to 99 employees	—	X	X	X
	Establishments with 100 to 249 employees	—	X	X	X
	Establishments with 250 to 499 employees	—	X	X	X
	Establishments with 500 to 999 employees	—	X	X	X
	Establishments with 1,000 employees or more	—	X	X	X
4471	Gasoline stations				
	All establishments	190	959	4 437	17 765
	Establishments with 1 to 4 employees	118	X	X	X
	Establishments with 5 to 9 employees	52	X	X	X
	Establishments with 10 to 19 employees	15	X	X	X
	Establishments with 20 to 49 employees	5	X	X	X
	Establishments with 50 to 99 employees	—	X	X	X
	Establishments with 100 to 249 employees	—	X	X	X
	Establishments with 250 to 499 employees	—	X	X	X
	Establishments with 500 to 999 employees	—	X	X	X
	Establishments with 1,000 employees or more	—	X	X	X
44711	Gasoline stations with convenience stores				
	All establishments	57	381	1 640	6 375
	Establishments with 1 to 4 employees	32	X	X	X
	Establishments with 5 to 9 employees	12	X	X	X
	Establishments with 10 to 19 employees	9	X	X	X
	Establishments with 20 to 49 employees	4	X	X	X
	Establishments with 50 to 99 employees	—	X	X	X
	Establishments with 100 to 249 employees	—	X	X	X
	Establishments with 250 to 499 employees	—	X	X	X
	Establishments with 500 to 999 employees	—	X	X	X
	Establishments with 1,000 employees or more	—	X	X	X

See footnotes at end of table.

Table 5. Establishments, Employees, and Payroll by Industry and Employment Size of Establishments by County: 2004—Con.

[Excludes most government employees, railroad employees, and self-employed persons. Size class 1 to 4 employees includes establishments having payroll, but no employees, during mid-March pay period. For meaning of abbreviations and symbols, see introductory text. For explanation of terms, see Appendix A. For statement on reliability, see the note at the end of the table and Appendix C]

NAICS code	Geography, kind of business, and employment size class	Establishments (number)	Paid employees for pay period including March 12 (number)	First-quarter payroll (\$1,000)	Annual payroll (\$1,000)
	MORRIS—Con.				
44-45	Retail trade—Con.				
447	Gasoline stations—Con.				
4471	Gasoline stations—Con.				
44711	Gasoline stations with convenience stores—Con.				
447110	Gasoline stations with convenience stores				
	All establishments	57	381	1 640	6 375
	Establishments with 1 to 4 employees	32	X	X	X
	Establishments with 5 to 9 employees	12	X	X	X
	Establishments with 10 to 19 employees	9	X	X	X
	Establishments with 20 to 49 employees	4	X	X	X
	Establishments with 50 to 99 employees	—	X	X	X
	Establishments with 100 to 249 employees	—	X	X	X
	Establishments with 250 to 499 employees	—	X	X	X
	Establishments with 500 to 999 employees	—	X	X	X
	Establishments with 1,000 employees or more	—	X	X	X
44719	Other gasoline stations				
	All establishments	133	578	2 797	11 390
	Establishments with 1 to 4 employees	86	X	X	X
	Establishments with 5 to 9 employees	40	X	X	X
	Establishments with 10 to 19 employees	6	X	X	X
	Establishments with 20 to 49 employees	1	X	X	X
	Establishments with 50 to 99 employees	—	X	X	X
	Establishments with 100 to 249 employees	—	X	X	X
	Establishments with 250 to 499 employees	—	X	X	X
	Establishments with 500 to 999 employees	—	X	X	X
	Establishments with 1,000 employees or more	—	X	X	X
447190	Other gasoline stations				
	All establishments	133	578	2 797	11 390
	Establishments with 1 to 4 employees	86	X	X	X
	Establishments with 5 to 9 employees	40	X	X	X
	Establishments with 10 to 19 employees	6	X	X	X
	Establishments with 20 to 49 employees	1	X	X	X
	Establishments with 50 to 99 employees	—	X	X	X
	Establishments with 100 to 249 employees	—	X	X	X
	Establishments with 250 to 499 employees	—	X	X	X
	Establishments with 500 to 999 employees	—	X	X	X
	Establishments with 1,000 employees or more	—	X	X	X
448	Clothing and clothing accessories stores				
	All establishments	259	3 398	11 423	48 371
	Establishments with 1 to 4 employees	98	X	X	X
	Establishments with 5 to 9 employees	78	X	X	X
	Establishments with 10 to 19 employees	41	X	X	X
	Establishments with 20 to 49 employees	25	X	X	X
	Establishments with 50 to 99 employees	16	X	X	X
	Establishments with 100 to 249 employees	1	X	X	X
	Establishments with 250 to 499 employees	—	X	X	X
	Establishments with 500 to 999 employees	—	X	X	X
	Establishments with 1,000 employees or more	—	X	X	X
4481	Clothing stores				
	All establishments	150	2 822	8 513	36 009
	Establishments with 1 to 4 employees	43	X	X	X
	Establishments with 5 to 9 employees	36	X	X	X
	Establishments with 10 to 19 employees	31	X	X	X
	Establishments with 20 to 49 employees	23	X	X	X
	Establishments with 50 to 99 employees	16	X	X	X
	Establishments with 100 to 249 employees	1	X	X	X
	Establishments with 250 to 499 employees	—	X	X	X
	Establishments with 500 to 999 employees	—	X	X	X
	Establishments with 1,000 employees or more	—	X	X	X
44812	Women's clothing stores				
	All establishments	61	1 152	3 145	12 927
	Establishments with 1 to 4 employees	13	X	X	X
	Establishments with 5 to 9 employees	15	X	X	X
	Establishments with 10 to 19 employees	19	X	X	X
	Establishments with 20 to 49 employees	10	X	X	X
	Establishments with 50 to 99 employees	3	X	X	X
	Establishments with 100 to 249 employees	1	X	X	X
	Establishments with 250 to 499 employees	—	X	X	X
	Establishments with 500 to 999 employees	—	X	X	X
	Establishments with 1,000 employees or more	—	X	X	X
448120	Women's clothing stores				
	All establishments	61	1 152	3 145	12 927
	Establishments with 1 to 4 employees	13	X	X	X
	Establishments with 5 to 9 employees	15	X	X	X
	Establishments with 10 to 19 employees	19	X	X	X
	Establishments with 20 to 49 employees	10	X	X	X
	Establishments with 50 to 99 employees	3	X	X	X
	Establishments with 100 to 249 employees	1	X	X	X
	Establishments with 250 to 499 employees	—	X	X	X
	Establishments with 500 to 999 employees	—	X	X	X
	Establishments with 1,000 employees or more	—	X	X	X

See footnotes at end of table.

Table 5. Establishments, Employees, and Payroll by Industry and Employment Size of Establishments by County: 2004—Con.

[Excludes most government employees, railroad employees, and self-employed persons. Size class 1 to 4 employees includes establishments having payroll, but no employees, during mid-March pay period. For meaning of abbreviations and symbols, see introductory text. For explanation of terms, see Appendix A. For statement on reliability, see the note at the end of the table and Appendix C]

NAICS code	Geography, kind of business, and employment size class	Establishments (number)	Paid employees for pay period including March 12 (number)	First-quarter payroll (\$1,000)	Annual payroll (\$1,000)
	MORRIS—Con.				
44-45	Retail trade—Con.				
448	Clothing and clothing accessories stores—Con.				
4481	Clothing stores—Con.				
44813	Children's and infants' clothing stores				
	All establishments	20	362	1 182	5 114
	Establishments with 1 to 4 employees	3	X	X	X
	Establishments with 5 to 9 employees	4	X	X	X
	Establishments with 10 to 19 employees	6	X	X	X
	Establishments with 20 to 49 employees	6	X	X	X
	Establishments with 50 to 99 employees	1	X	X	X
	Establishments with 100 to 249 employees	—	X	X	X
	Establishments with 250 to 499 employees	—	X	X	X
	Establishments with 500 to 999 employees	—	X	X	X
	Establishments with 1,000 employees or more	—	X	X	X
448130	Children's and infants' clothing stores				
	All establishments	20	362	1 182	5 114
	Establishments with 1 to 4 employees	3	X	X	X
	Establishments with 5 to 9 employees	4	X	X	X
	Establishments with 10 to 19 employees	6	X	X	X
	Establishments with 20 to 49 employees	6	X	X	X
	Establishments with 50 to 99 employees	1	X	X	X
	Establishments with 100 to 249 employees	—	X	X	X
	Establishments with 250 to 499 employees	—	X	X	X
	Establishments with 500 to 999 employees	—	X	X	X
	Establishments with 1,000 employees or more	—	X	X	X
44814	Family clothing stores				
	All establishments	26	1 044	3 057	13 405
	Establishments with 1 to 4 employees	1	X	X	X
	Establishments with 5 to 9 employees	5	X	X	X
	Establishments with 10 to 19 employees	3	X	X	X
	Establishments with 20 to 49 employees	6	X	X	X
	Establishments with 50 to 99 employees	11	X	X	X
	Establishments with 100 to 249 employees	—	X	X	X
	Establishments with 250 to 499 employees	—	X	X	X
	Establishments with 500 to 999 employees	—	X	X	X
	Establishments with 1,000 employees or more	—	X	X	X
448140	Family clothing stores				
	All establishments	26	1 044	3 057	13 405
	Establishments with 1 to 4 employees	1	X	X	X
	Establishments with 5 to 9 employees	5	X	X	X
	Establishments with 10 to 19 employees	3	X	X	X
	Establishments with 20 to 49 employees	6	X	X	X
	Establishments with 50 to 99 employees	11	X	X	X
	Establishments with 100 to 249 employees	—	X	X	X
	Establishments with 250 to 499 employees	—	X	X	X
	Establishments with 500 to 999 employees	—	X	X	X
	Establishments with 1,000 employees or more	—	X	X	X
44819	Other clothing stores				
	All establishments	22	177	672	2 625
	Establishments with 1 to 4 employees	13	X	X	X
	Establishments with 5 to 9 employees	6	X	X	X
	Establishments with 10 to 19 employees	1	X	X	X
	Establishments with 20 to 49 employees	1	X	X	X
	Establishments with 50 to 99 employees	1	X	X	X
	Establishments with 100 to 249 employees	—	X	X	X
	Establishments with 250 to 499 employees	—	X	X	X
	Establishments with 500 to 999 employees	—	X	X	X
	Establishments with 1,000 employees or more	—	X	X	X
448190	Other clothing stores				
	All establishments	22	177	672	2 625
	Establishments with 1 to 4 employees	13	X	X	X
	Establishments with 5 to 9 employees	6	X	X	X
	Establishments with 10 to 19 employees	1	X	X	X
	Establishments with 20 to 49 employees	1	X	X	X
	Establishments with 50 to 99 employees	1	X	X	X
	Establishments with 100 to 249 employees	—	X	X	X
	Establishments with 250 to 499 employees	—	X	X	X
	Establishments with 500 to 999 employees	—	X	X	X
	Establishments with 1,000 employees or more	—	X	X	X
4482	Shoe stores				
	All establishments	51	309	1 069	4 570
	Establishments with 1 to 4 employees	21	X	X	X
	Establishments with 5 to 9 employees	22	X	X	X
	Establishments with 10 to 19 employees	7	X	X	X
	Establishments with 20 to 49 employees	1	X	X	X
	Establishments with 50 to 99 employees	—	X	X	X
	Establishments with 100 to 249 employees	—	X	X	X
	Establishments with 250 to 499 employees	—	X	X	X
	Establishments with 500 to 999 employees	—	X	X	X
	Establishments with 1,000 employees or more	—	X	X	X

See footnotes at end of table.

Table 5. Establishments, Employees, and Payroll by Industry and Employment Size of Establishments by County: 2004—Con.

[Excludes most government employees, railroad employees, and self-employed persons. Size class 1 to 4 employees includes establishments having payroll, but no employees, during mid-March pay period. For meaning of abbreviations and symbols, see introductory text. For explanation of terms, see Appendix A. For statement on reliability, see the note at the end of the table and Appendix C]

NAICS code	Geography, kind of business, and employment size class	Establishments (number)	Paid employees for pay period including March 12 (number)	First-quarter payroll (\$1,000)	Annual payroll (\$1,000)
44-45	MORRIS—Con.				
	Retail trade—Con.				
448	Clothing and clothing accessories stores—Con.				
4482	Shoe stores—Con.				
44821	Shoe stores				
	All establishments	51	309	1 069	4 570
	Establishments with 1 to 4 employees	21	X	X	X
	Establishments with 5 to 9 employees	22	X	X	X
	Establishments with 10 to 19 employees	7	X	X	X
	Establishments with 20 to 49 employees	1	X	X	X
	Establishments with 50 to 99 employees	—	X	X	X
	Establishments with 100 to 249 employees	—	X	X	X
	Establishments with 250 to 499 employees	—	X	X	X
	Establishments with 500 to 999 employees	—	X	X	X
	Establishments with 1,000 employees or more	—	X	X	X
448210	Shoe stores				
	All establishments	51	309	1 069	4 570
	Establishments with 1 to 4 employees	21	X	X	X
	Establishments with 5 to 9 employees	22	X	X	X
	Establishments with 10 to 19 employees	7	X	X	X
	Establishments with 20 to 49 employees	1	X	X	X
	Establishments with 50 to 99 employees	—	X	X	X
	Establishments with 100 to 249 employees	—	X	X	X
	Establishments with 250 to 499 employees	—	X	X	X
	Establishments with 500 to 999 employees	—	X	X	X
	Establishments with 1,000 employees or more	—	X	X	X
4483	Jewelry, luggage, and leather goods stores				
	All establishments	58	267	1 841	7 792
	Establishments with 1 to 4 employees	34	X	X	X
	Establishments with 5 to 9 employees	20	X	X	X
	Establishments with 10 to 19 employees	3	X	X	X
	Establishments with 20 to 49 employees	1	X	X	X
	Establishments with 50 to 99 employees	—	X	X	X
	Establishments with 100 to 249 employees	—	X	X	X
	Establishments with 250 to 499 employees	—	X	X	X
	Establishments with 500 to 999 employees	—	X	X	X
	Establishments with 1,000 employees or more	—	X	X	X
44831	Jewelry stores				
	All establishments	53	231	1 673	7 124
	Establishments with 1 to 4 employees	31	X	X	X
	Establishments with 5 to 9 employees	19	X	X	X
	Establishments with 10 to 19 employees	2	X	X	X
	Establishments with 20 to 49 employees	1	X	X	X
	Establishments with 50 to 99 employees	—	X	X	X
	Establishments with 100 to 249 employees	—	X	X	X
	Establishments with 250 to 499 employees	—	X	X	X
	Establishments with 500 to 999 employees	—	X	X	X
	Establishments with 1,000 employees or more	—	X	X	X
448310	Jewelry stores				
	All establishments	53	231	1 673	7 124
	Establishments with 1 to 4 employees	31	X	X	X
	Establishments with 5 to 9 employees	19	X	X	X
	Establishments with 10 to 19 employees	2	X	X	X
	Establishments with 20 to 49 employees	1	X	X	X
	Establishments with 50 to 99 employees	—	X	X	X
	Establishments with 100 to 249 employees	—	X	X	X
	Establishments with 250 to 499 employees	—	X	X	X
	Establishments with 500 to 999 employees	—	X	X	X
	Establishments with 1,000 employees or more	—	X	X	X
451	Sporting goods, hobby, book, and music stores				
	All establishments	141	1 673	6 416	26 709
	Establishments with 1 to 4 employees	70	X	X	X
	Establishments with 5 to 9 employees	19	X	X	X
	Establishments with 10 to 19 employees	24	X	X	X
	Establishments with 20 to 49 employees	20	X	X	X
	Establishments with 50 to 99 employees	8	X	X	X
	Establishments with 100 to 249 employees	—	X	X	X
	Establishments with 250 to 499 employees	—	X	X	X
	Establishments with 500 to 999 employees	—	X	X	X
	Establishments with 1,000 employees or more	—	X	X	X
4511	Sporting goods, hobby, and musical instrument stores				
	All establishments	101	1 314	5 328	22 178
	Establishments with 1 to 4 employees	48	X	X	X
	Establishments with 5 to 9 employees	10	X	X	X
	Establishments with 10 to 19 employees	19	X	X	X
	Establishments with 20 to 49 employees	17	X	X	X
	Establishments with 50 to 99 employees	7	X	X	X
	Establishments with 100 to 249 employees	—	X	X	X
	Establishments with 250 to 499 employees	—	X	X	X
	Establishments with 500 to 999 employees	—	X	X	X
	Establishments with 1,000 employees or more	—	X	X	X

See footnotes at end of table.

Table 5. Establishments, Employees, and Payroll by Industry and Employment Size of Establishments by County: 2004—Con.

[Excludes most government employees, railroad employees, and self-employed persons. Size class 1 to 4 employees includes establishments having payroll, but no employees, during mid-March pay period. For meaning of abbreviations and symbols, see introductory text. For explanation of terms, see Appendix A. For statement on reliability, see the note at the end of the table and Appendix C]

NAICS code	Geography, kind of business, and employment size class	Establishments (number)	Paid employees for pay period including March 12 (number)	First-quarter payroll (\$1,000)	Annual payroll (\$1,000)
44-45	MORRIS—Con.				
	Retail trade—Con.				
451	Sporting goods, hobby, book, and music stores—Con.				
4511	Sporting goods, hobby, and musical instrument stores—Con.				
45111	Sporting goods stores				
	All establishments	48	523	2 355	9 495
	Establishments with 1 to 4 employees	27	X	X	X
	Establishments with 5 to 9 employees	6	X	X	X
	Establishments with 10 to 19 employees	7	X	X	X
	Establishments with 20 to 49 employees	4	X	X	X
	Establishments with 50 to 99 employees	4	X	X	X
	Establishments with 100 to 249 employees	—	X	X	X
	Establishments with 250 to 499 employees	—	X	X	X
	Establishments with 500 to 999 employees	—	X	X	X
	Establishments with 1,000 employees or more	—	X	X	X
451110	Sporting goods stores				
	All establishments	48	523	2 355	9 495
	Establishments with 1 to 4 employees	27	X	X	X
	Establishments with 5 to 9 employees	6	X	X	X
	Establishments with 10 to 19 employees	7	X	X	X
	Establishments with 20 to 49 employees	4	X	X	X
	Establishments with 50 to 99 employees	4	X	X	X
	Establishments with 100 to 249 employees	—	X	X	X
	Establishments with 250 to 499 employees	—	X	X	X
	Establishments with 500 to 999 employees	—	X	X	X
	Establishments with 1,000 employees or more	—	X	X	X
45112	Hobby, toy, and game stores				
	All establishments	39	643	2 191	9 253
	Establishments with 1 to 4 employees	13	X	X	X
	Establishments with 5 to 9 employees	3	X	X	X
	Establishments with 10 to 19 employees	10	X	X	X
	Establishments with 20 to 49 employees	11	X	X	X
	Establishments with 50 to 99 employees	2	X	X	X
	Establishments with 100 to 249 employees	—	X	X	X
	Establishments with 250 to 499 employees	—	X	X	X
	Establishments with 500 to 999 employees	—	X	X	X
	Establishments with 1,000 employees or more	—	X	X	X
451120	Hobby, toy, and game stores				
	All establishments	39	643	2 191	9 253
	Establishments with 1 to 4 employees	13	X	X	X
	Establishments with 5 to 9 employees	3	X	X	X
	Establishments with 10 to 19 employees	10	X	X	X
	Establishments with 20 to 49 employees	11	X	X	X
	Establishments with 50 to 99 employees	2	X	X	X
	Establishments with 100 to 249 employees	—	X	X	X
	Establishments with 250 to 499 employees	—	X	X	X
	Establishments with 500 to 999 employees	—	X	X	X
	Establishments with 1,000 employees or more	—	X	X	X
4512	Book, periodical, and music stores				
	All establishments	40	359	1 088	4 531
	Establishments with 1 to 4 employees	22	X	X	X
	Establishments with 5 to 9 employees	9	X	X	X
	Establishments with 10 to 19 employees	5	X	X	X
	Establishments with 20 to 49 employees	3	X	X	X
	Establishments with 50 to 99 employees	1	X	X	X
	Establishments with 100 to 249 employees	—	X	X	X
	Establishments with 250 to 499 employees	—	X	X	X
	Establishments with 500 to 999 employees	—	X	X	X
	Establishments with 1,000 employees or more	—	X	X	X
45121	Book stores and news dealers				
	All establishments	30	285	838	3 465
	Establishments with 1 to 4 employees	17	X	X	X
	Establishments with 5 to 9 employees	5	X	X	X
	Establishments with 10 to 19 employees	5	X	X	X
	Establishments with 20 to 49 employees	2	X	X	X
	Establishments with 50 to 99 employees	1	X	X	X
	Establishments with 100 to 249 employees	—	X	X	X
	Establishments with 250 to 499 employees	—	X	X	X
	Establishments with 500 to 999 employees	—	X	X	X
	Establishments with 1,000 employees or more	—	X	X	X
451211	Book stores				
	All establishments	21	265	764	3 105
	Establishments with 1 to 4 employees	9	X	X	X
	Establishments with 5 to 9 employees	4	X	X	X
	Establishments with 10 to 19 employees	5	X	X	X
	Establishments with 20 to 49 employees	2	X	X	X
	Establishments with 50 to 99 employees	1	X	X	X
	Establishments with 100 to 249 employees	—	X	X	X
	Establishments with 250 to 499 employees	—	X	X	X
	Establishments with 500 to 999 employees	—	X	X	X
	Establishments with 1,000 employees or more	—	X	X	X

See footnotes at end of table.

Table 5. Establishments, Employees, and Payroll by Industry and Employment Size of Establishments by County: 2004—Con.

[Excludes most government employees, railroad employees, and self-employed persons. Size class 1 to 4 employees includes establishments having payroll, but no employees, during mid-March pay period. For meaning of abbreviations and symbols, see introductory text. For explanation of terms, see Appendix A. For statement on reliability, see the note at the end of the table and Appendix C]

NAICS code	Geography, kind of business, and employment size class	Establishments (number)	Paid employees for pay period including March 12 (number)	First-quarter payroll (\$1,000)	Annual payroll (\$1,000)
	MORRIS—Con.				
44-45	Retail trade—Con.				
452	General merchandise stores				
	All establishments	45	3 543	16 626	73 820
	Establishments with 1 to 4 employees	15	X	X	X
	Establishments with 5 to 9 employees	4	X	X	X
	Establishments with 10 to 19 employees	5	X	X	X
	Establishments with 20 to 49 employees	3	X	X	X
	Establishments with 50 to 99 employees	1	X	X	X
	Establishments with 100 to 249 employees	15	X	X	X
	Establishments with 250 to 499 employees	2	X	X	X
	Establishments with 500 to 999 employees	—	X	X	X
	Establishments with 1,000 employees or more	—	X	X	X
4521	Department stores				
	All establishments	14	2 331	10 648	46 748
	Establishments with 1 to 4 employees	2	X	X	X
	Establishments with 5 to 9 employees	—	X	X	X
	Establishments with 10 to 19 employees	—	X	X	X
	Establishments with 20 to 49 employees	—	X	X	X
	Establishments with 50 to 99 employees	1	X	X	X
	Establishments with 100 to 249 employees	9	X	X	X
	Establishments with 250 to 499 employees	2	X	X	X
	Establishments with 500 to 999 employees	—	X	X	X
	Establishments with 1,000 employees or more	—	X	X	X
45211	Department stores				
	All establishments	14	2 331	10 648	46 748
	Establishments with 1 to 4 employees	2	X	X	X
	Establishments with 5 to 9 employees	—	X	X	X
	Establishments with 10 to 19 employees	—	X	X	X
	Establishments with 20 to 49 employees	—	X	X	X
	Establishments with 50 to 99 employees	1	X	X	X
	Establishments with 100 to 249 employees	9	X	X	X
	Establishments with 250 to 499 employees	2	X	X	X
	Establishments with 500 to 999 employees	—	X	X	X
	Establishments with 1,000 employees or more	—	X	X	X
452111	Department stores (except discount department stores)				
	All establishments	4	1 011	4 687	18 280
	Establishments with 1 to 4 employees	—	X	X	X
	Establishments with 5 to 9 employees	—	X	X	X
	Establishments with 10 to 19 employees	—	X	X	X
	Establishments with 20 to 49 employees	—	X	X	X
	Establishments with 50 to 99 employees	—	X	X	X
	Establishments with 100 to 249 employees	3	X	X	X
	Establishments with 250 to 499 employees	1	X	X	X
	Establishments with 500 to 999 employees	—	X	X	X
	Establishments with 1,000 employees or more	—	X	X	X
452112	Discount department stores				
	All establishments	10	1 320	5 961	28 468
	Establishments with 1 to 4 employees	2	X	X	X
	Establishments with 5 to 9 employees	—	X	X	X
	Establishments with 10 to 19 employees	—	X	X	X
	Establishments with 20 to 49 employees	—	X	X	X
	Establishments with 50 to 99 employees	1	X	X	X
	Establishments with 100 to 249 employees	6	X	X	X
	Establishments with 250 to 499 employees	1	X	X	X
	Establishments with 500 to 999 employees	—	X	X	X
	Establishments with 1,000 employees or more	—	X	X	X
4529	Other general merchandise stores				
	All establishments	31	1 212	5 978	27 072
	Establishments with 1 to 4 employees	13	X	X	X
	Establishments with 5 to 9 employees	4	X	X	X
	Establishments with 10 to 19 employees	5	X	X	X
	Establishments with 20 to 49 employees	3	X	X	X
	Establishments with 50 to 99 employees	—	X	X	X
	Establishments with 100 to 249 employees	6	X	X	X
	Establishments with 250 to 499 employees	—	X	X	X
	Establishments with 500 to 999 employees	—	X	X	X
	Establishments with 1,000 employees or more	—	X	X	X
45291	Warehouse clubs and supercenters				
	All establishments	5	781	4 593	21 318
	Establishments with 1 to 4 employees	—	X	X	X
	Establishments with 5 to 9 employees	—	X	X	X
	Establishments with 10 to 19 employees	—	X	X	X
	Establishments with 20 to 49 employees	—	X	X	X
	Establishments with 50 to 99 employees	—	X	X	X
	Establishments with 100 to 249 employees	5	X	X	X
	Establishments with 250 to 499 employees	—	X	X	X
	Establishments with 500 to 999 employees	—	X	X	X
	Establishments with 1,000 employees or more	—	X	X	X

See footnotes at end of table.

Table 5. Establishments, Employees, and Payroll by Industry and Employment Size of Establishments by County: 2004—Con.

[Excludes most government employees, railroad employees, and self-employed persons. Size class 1 to 4 employees includes establishments having payroll, but no employees, during mid-March pay period. For meaning of abbreviations and symbols, see introductory text. For explanation of terms, see Appendix A. For statement on reliability, see the note at the end of the table and Appendix C]

NAICS code	Geography, kind of business, and employment size class	Establishments (number)	Paid employees for pay period including March 12 (number)	First-quarter payroll (\$1,000)	Annual payroll (\$1,000)
44-45	MORRIS—Con.				
	Retail trade—Con.				
452	General merchandise stores—Con.				
4529	Other general merchandise stores—Con.				
45291	Warehouse clubs and supercenters—Con.				
452910	Warehouse clubs and supercenters				
	All establishments	5	781	4 593	21 318
	Establishments with 1 to 4 employees	—	X	X	X
	Establishments with 5 to 9 employees	—	X	X	X
	Establishments with 10 to 19 employees	—	X	X	X
	Establishments with 20 to 49 employees	—	X	X	X
	Establishments with 50 to 99 employees	—	X	X	X
	Establishments with 100 to 249 employees	5	X	X	X
	Establishments with 250 to 499 employees	—	X	X	X
	Establishments with 500 to 999 employees	—	X	X	X
	Establishments with 1,000 employees or more	—	X	X	X
45299	All other general merchandise stores				
	All establishments	26	431	1 385	5 754
	Establishments with 1 to 4 employees	13	X	X	X
	Establishments with 5 to 9 employees	4	X	X	X
	Establishments with 10 to 19 employees	5	X	X	X
	Establishments with 20 to 49 employees	3	X	X	X
	Establishments with 50 to 99 employees	—	X	X	X
	Establishments with 100 to 249 employees	1	X	X	X
	Establishments with 250 to 499 employees	—	X	X	X
	Establishments with 500 to 999 employees	—	X	X	X
	Establishments with 1,000 employees or more	—	X	X	X
452990	All other general merchandise stores				
	All establishments	26	431	1 385	5 754
	Establishments with 1 to 4 employees	13	X	X	X
	Establishments with 5 to 9 employees	4	X	X	X
	Establishments with 10 to 19 employees	5	X	X	X
	Establishments with 20 to 49 employees	3	X	X	X
	Establishments with 50 to 99 employees	—	X	X	X
	Establishments with 100 to 249 employees	1	X	X	X
	Establishments with 250 to 499 employees	—	X	X	X
	Establishments with 500 to 999 employees	—	X	X	X
	Establishments with 1,000 employees or more	—	X	X	X
453	Miscellaneous store retailers				
	All establishments	225	1 648	6 475	29 479
	Establishments with 1 to 4 employees	123	X	X	X
	Establishments with 5 to 9 employees	51	X	X	X
	Establishments with 10 to 19 employees	29	X	X	X
	Establishments with 20 to 49 employees	21	X	X	X
	Establishments with 50 to 99 employees	1	X	X	X
	Establishments with 100 to 249 employees	—	X	X	X
	Establishments with 250 to 499 employees	—	X	X	X
	Establishments with 500 to 999 employees	—	X	X	X
	Establishments with 1,000 employees or more	—	X	X	X
4531	Florists				
	All establishments	50	237	885	3 832
	Establishments with 1 to 4 employees	31	X	X	X
	Establishments with 5 to 9 employees	13	X	X	X
	Establishments with 10 to 19 employees	5	X	X	X
	Establishments with 20 to 49 employees	1	X	X	X
	Establishments with 50 to 99 employees	—	X	X	X
	Establishments with 100 to 249 employees	—	X	X	X
	Establishments with 250 to 499 employees	—	X	X	X
	Establishments with 500 to 999 employees	—	X	X	X
	Establishments with 1,000 employees or more	—	X	X	X
45311	Florists				
	All establishments	50	237	885	3 832
	Establishments with 1 to 4 employees	31	X	X	X
	Establishments with 5 to 9 employees	13	X	X	X
	Establishments with 10 to 19 employees	5	X	X	X
	Establishments with 20 to 49 employees	1	X	X	X
	Establishments with 50 to 99 employees	—	X	X	X
	Establishments with 100 to 249 employees	—	X	X	X
	Establishments with 250 to 499 employees	—	X	X	X
	Establishments with 500 to 999 employees	—	X	X	X
	Establishments with 1,000 employees or more	—	X	X	X
453110	Florists				
	All establishments	50	237	885	3 832
	Establishments with 1 to 4 employees	31	X	X	X
	Establishments with 5 to 9 employees	13	X	X	X
	Establishments with 10 to 19 employees	5	X	X	X
	Establishments with 20 to 49 employees	1	X	X	X
	Establishments with 50 to 99 employees	—	X	X	X
	Establishments with 100 to 249 employees	—	X	X	X
	Establishments with 250 to 499 employees	—	X	X	X
	Establishments with 500 to 999 employees	—	X	X	X
	Establishments with 1,000 employees or more	—	X	X	X

See footnotes at end of table.

Table 5. Establishments, Employees, and Payroll by Industry and Employment Size of Establishments by County: 2004—Con.

[Excludes most government employees, railroad employees, and self-employed persons. Size class 1 to 4 employees includes establishments having payroll, but no employees, during mid-March pay period. For meaning of abbreviations and symbols, see introductory text. For explanation of terms, see Appendix A. For statement on reliability, see the note at the end of the table and Appendix C]

NAICS code	Geography, kind of business, and employment size class	Establishments (number)	Paid employees for pay period including March 12 (number)	First-quarter payroll (\$1,000)	Annual payroll (\$1,000)
	MORRIS—Con.				
44-45	Retail trade—Con.				
453	Miscellaneous store retailers—Con.				
4532	Office supplies, stationery, and gift stores				
	All establishments	81	827	3 009	12 562
	Establishments with 1 to 4 employees	33	X	X	X
	Establishments with 5 to 9 employees	19	X	X	X
	Establishments with 10 to 19 employees	13	X	X	X
	Establishments with 20 to 49 employees	15	X	X	X
	Establishments with 50 to 99 employees	1	X	X	X
	Establishments with 100 to 249 employees	—	X	X	X
	Establishments with 250 to 499 employees	—	X	X	X
	Establishments with 500 to 999 employees	—	X	X	X
	Establishments with 1,000 employees or more	—	X	X	X
45321	Office supplies and stationery stores				
	All establishments	26	352	1 772	7 034
	Establishments with 1 to 4 employees	11	X	X	X
	Establishments with 5 to 9 employees	4	X	X	X
	Establishments with 10 to 19 employees	1	X	X	X
	Establishments with 20 to 49 employees	10	X	X	X
	Establishments with 50 to 99 employees	—	X	X	X
	Establishments with 100 to 249 employees	—	X	X	X
	Establishments with 250 to 499 employees	—	X	X	X
	Establishments with 500 to 999 employees	—	X	X	X
	Establishments with 1,000 employees or more	—	X	X	X
453210	Office supplies and stationery stores				
	All establishments	26	352	1 772	7 034
	Establishments with 1 to 4 employees	11	X	X	X
	Establishments with 5 to 9 employees	4	X	X	X
	Establishments with 10 to 19 employees	1	X	X	X
	Establishments with 20 to 49 employees	10	X	X	X
	Establishments with 50 to 99 employees	—	X	X	X
	Establishments with 100 to 249 employees	—	X	X	X
	Establishments with 250 to 499 employees	—	X	X	X
	Establishments with 500 to 999 employees	—	X	X	X
	Establishments with 1,000 employees or more	—	X	X	X
45322	Gift, novelty, and souvenir stores				
	All establishments	55	475	1 237	5 528
	Establishments with 1 to 4 employees	22	X	X	X
	Establishments with 5 to 9 employees	15	X	X	X
	Establishments with 10 to 19 employees	12	X	X	X
	Establishments with 20 to 49 employees	5	X	X	X
	Establishments with 50 to 99 employees	1	X	X	X
	Establishments with 100 to 249 employees	—	X	X	X
	Establishments with 250 to 499 employees	—	X	X	X
	Establishments with 500 to 999 employees	—	X	X	X
	Establishments with 1,000 employees or more	—	X	X	X
453220	Gift, novelty, and souvenir stores				
	All establishments	55	475	1 237	5 528
	Establishments with 1 to 4 employees	22	X	X	X
	Establishments with 5 to 9 employees	15	X	X	X
	Establishments with 10 to 19 employees	12	X	X	X
	Establishments with 20 to 49 employees	5	X	X	X
	Establishments with 50 to 99 employees	1	X	X	X
	Establishments with 100 to 249 employees	—	X	X	X
	Establishments with 250 to 499 employees	—	X	X	X
	Establishments with 500 to 999 employees	—	X	X	X
	Establishments with 1,000 employees or more	—	X	X	X
4539	Other miscellaneous store retailers				
	All establishments	80	533	2 271	11 696
	Establishments with 1 to 4 employees	49	X	X	X
	Establishments with 5 to 9 employees	16	X	X	X
	Establishments with 10 to 19 employees	10	X	X	X
	Establishments with 20 to 49 employees	5	X	X	X
	Establishments with 50 to 99 employees	—	X	X	X
	Establishments with 100 to 249 employees	—	X	X	X
	Establishments with 250 to 499 employees	—	X	X	X
	Establishments with 500 to 999 employees	—	X	X	X
	Establishments with 1,000 employees or more	—	X	X	X
45391	Pet and pet supplies stores				
	All establishments	24	206	776	3 322
	Establishments with 1 to 4 employees	11	X	X	X
	Establishments with 5 to 9 employees	7	X	X	X
	Establishments with 10 to 19 employees	4	X	X	X
	Establishments with 20 to 49 employees	2	X	X	X
	Establishments with 50 to 99 employees	—	X	X	X
	Establishments with 100 to 249 employees	—	X	X	X
	Establishments with 250 to 499 employees	—	X	X	X
	Establishments with 500 to 999 employees	—	X	X	X
	Establishments with 1,000 employees or more	—	X	X	X

See footnotes at end of table.

Table 5. Establishments, Employees, and Payroll by Industry and Employment Size of Establishments by County: 2004—Con.

[Excludes most government employees, railroad employees, and self-employed persons. Size class 1 to 4 employees includes establishments having payroll, but no employees, during mid-March pay period. For meaning of abbreviations and symbols, see introductory text. For explanation of terms, see Appendix A. For statement on reliability, see the note at the end of the table and Appendix C]

NAICS code	Geography, kind of business, and employment size class	Establishments (number)	Paid employees for pay period including March 12 (number)	First-quarter payroll (\$1,000)	Annual payroll (\$1,000)
	MORRIS—Con.				
44-45	Retail trade—Con.				
453	Miscellaneous store retailers—Con.				
4539	Other miscellaneous store retailers—Con.				
45391	Pet and pet supplies stores—Con.				
453910	Pet and pet supplies stores				
	All establishments	24	206	776	3 322
	Establishments with 1 to 4 employees	11	X	X	X
	Establishments with 5 to 9 employees	7	X	X	X
	Establishments with 10 to 19 employees	4	X	X	X
	Establishments with 20 to 49 employees	2	X	X	X
	Establishments with 50 to 99 employees	—	X	X	X
	Establishments with 100 to 249 employees	—	X	X	X
	Establishments with 250 to 499 employees	—	X	X	X
	Establishments with 500 to 999 employees	—	X	X	X
	Establishments with 1,000 employees or more	—	X	X	X
45399	All other miscellaneous store retailers				
	All establishments	44	279	1 358	7 747
	Establishments with 1 to 4 employees	29	X	X	X
	Establishments with 5 to 9 employees	8	X	X	X
	Establishments with 10 to 19 employees	4	X	X	X
	Establishments with 20 to 49 employees	3	X	X	X
	Establishments with 50 to 99 employees	—	X	X	X
	Establishments with 100 to 249 employees	—	X	X	X
	Establishments with 250 to 499 employees	—	X	X	X
	Establishments with 500 to 999 employees	—	X	X	X
	Establishments with 1,000 employees or more	—	X	X	X
453998	All other miscellaneous store retailers (except tobacco stores)				
	All establishments	41	c	D	D
	Establishments with 1 to 4 employees	27	X	X	X
	Establishments with 5 to 9 employees	8	X	X	X
	Establishments with 10 to 19 employees	4	X	X	X
	Establishments with 20 to 49 employees	2	X	X	X
	Establishments with 50 to 99 employees	—	X	X	X
	Establishments with 100 to 249 employees	—	X	X	X
	Establishments with 250 to 499 employees	—	X	X	X
	Establishments with 500 to 999 employees	—	X	X	X
	Establishments with 1,000 employees or more	—	X	X	X
454	Nonstore retailers				
	All establishments	121	4 386	53 102	200 266
	Establishments with 1 to 4 employees	61	X	X	X
	Establishments with 5 to 9 employees	19	X	X	X
	Establishments with 10 to 19 employees	16	X	X	X
	Establishments with 20 to 49 employees	15	X	X	X
	Establishments with 50 to 99 employees	2	X	X	X
	Establishments with 100 to 249 employees	4	X	X	X
	Establishments with 250 to 499 employees	3	X	X	X
	Establishments with 500 to 999 employees	—	X	X	X
	Establishments with 1,000 employees or more	1	X	X	X
4541	Electronic shopping and mail-order houses				
	All establishments	43	3 517	44 982	170 194
	Establishments with 1 to 4 employees	19	X	X	X
	Establishments with 5 to 9 employees	4	X	X	X
	Establishments with 10 to 19 employees	5	X	X	X
	Establishments with 20 to 49 employees	8	X	X	X
	Establishments with 50 to 99 employees	1	X	X	X
	Establishments with 100 to 249 employees	2	X	X	X
	Establishments with 250 to 499 employees	3	X	X	X
	Establishments with 500 to 999 employees	—	X	X	X
	Establishments with 1,000 employees or more	1	X	X	X
45411	Electronic shopping and mail-order houses				
	All establishments	43	3 517	44 982	170 194
	Establishments with 1 to 4 employees	19	X	X	X
	Establishments with 5 to 9 employees	4	X	X	X
	Establishments with 10 to 19 employees	5	X	X	X
	Establishments with 20 to 49 employees	8	X	X	X
	Establishments with 50 to 99 employees	1	X	X	X
	Establishments with 100 to 249 employees	2	X	X	X
	Establishments with 250 to 499 employees	3	X	X	X
	Establishments with 500 to 999 employees	—	X	X	X
	Establishments with 1,000 employees or more	1	X	X	X
454113	Mail-order houses				
	All establishments	34	3 476	44 842	169 381
	Establishments with 1 to 4 employees	12	X	X	X
	Establishments with 5 to 9 employees	3	X	X	X
	Establishments with 10 to 19 employees	5	X	X	X
	Establishments with 20 to 49 employees	7	X	X	X
	Establishments with 50 to 99 employees	1	X	X	X
	Establishments with 100 to 249 employees	2	X	X	X
	Establishments with 250 to 499 employees	3	X	X	X
	Establishments with 500 to 999 employees	—	X	X	X
	Establishments with 1,000 employees or more	1	X	X	X

See footnotes at end of table.

Table 5. Establishments, Employees, and Payroll by Industry and Employment Size of Establishments by County: 2004—Con.

[Excludes most government employees, railroad employees, and self-employed persons. Size class 1 to 4 employees includes establishments having payroll, but no employees, during mid-March pay period. For meaning of abbreviations and symbols, see introductory text. For explanation of terms, see Appendix A. For statement on reliability, see the note at the end of the table and Appendix C]

NAICS code	Geography, kind of business, and employment size class	Establishments (number)	Paid employees for pay period including March 12 (number)	First-quarter payroll (\$1,000)	Annual payroll (\$1,000)
	MORRIS—Con.				
44-45	Retail trade—Con.				
454	Nonstore retailers—Con.				
4542	Vending machine operators				
	All establishments	17	131	776	3 242
	Establishments with 1 to 4 employees	10	X	X	X
	Establishments with 5 to 9 employees	2	X	X	X
	Establishments with 10 to 19 employees	3	X	X	X
	Establishments with 20 to 49 employees	2	X	X	X
	Establishments with 50 to 99 employees	—	X	X	X
	Establishments with 100 to 249 employees	—	X	X	X
	Establishments with 250 to 499 employees	—	X	X	X
	Establishments with 500 to 999 employees	—	X	X	X
	Establishments with 1,000 employees or more	—	X	X	X
45421	Vending machine operators				
	All establishments	17	131	776	3 242
	Establishments with 1 to 4 employees	10	X	X	X
	Establishments with 5 to 9 employees	2	X	X	X
	Establishments with 10 to 19 employees	3	X	X	X
	Establishments with 20 to 49 employees	2	X	X	X
	Establishments with 50 to 99 employees	—	X	X	X
	Establishments with 100 to 249 employees	—	X	X	X
	Establishments with 250 to 499 employees	—	X	X	X
	Establishments with 500 to 999 employees	—	X	X	X
	Establishments with 1,000 employees or more	—	X	X	X
454210	Vending machine operators				
	All establishments	17	131	776	3 242
	Establishments with 1 to 4 employees	10	X	X	X
	Establishments with 5 to 9 employees	2	X	X	X
	Establishments with 10 to 19 employees	3	X	X	X
	Establishments with 20 to 49 employees	2	X	X	X
	Establishments with 50 to 99 employees	—	X	X	X
	Establishments with 100 to 249 employees	—	X	X	X
	Establishments with 250 to 499 employees	—	X	X	X
	Establishments with 500 to 999 employees	—	X	X	X
	Establishments with 1,000 employees or more	—	X	X	X
4543	Direct selling establishments				
	All establishments	61	738	7 344	26 830
	Establishments with 1 to 4 employees	32	X	X	X
	Establishments with 5 to 9 employees	13	X	X	X
	Establishments with 10 to 19 employees	8	X	X	X
	Establishments with 20 to 49 employees	5	X	X	X
	Establishments with 50 to 99 employees	1	X	X	X
	Establishments with 100 to 249 employees	2	X	X	X
	Establishments with 250 to 499 employees	—	X	X	X
	Establishments with 500 to 999 employees	—	X	X	X
	Establishments with 1,000 employees or more	—	X	X	X
45431	Fuel dealers				
	All establishments	23	539	6 037	21 446
	Establishments with 1 to 4 employees	6	X	X	X
	Establishments with 5 to 9 employees	8	X	X	X
	Establishments with 10 to 19 employees	3	X	X	X
	Establishments with 20 to 49 employees	3	X	X	X
	Establishments with 50 to 99 employees	1	X	X	X
	Establishments with 100 to 249 employees	2	X	X	X
	Establishments with 250 to 499 employees	—	X	X	X
	Establishments with 500 to 999 employees	—	X	X	X
	Establishments with 1,000 employees or more	—	X	X	X
454311	Heating oil dealers				
	All establishments	17	472	5 290	18 834
	Establishments with 1 to 4 employees	5	X	X	X
	Establishments with 5 to 9 employees	6	X	X	X
	Establishments with 10 to 19 employees	1	X	X	X
	Establishments with 20 to 49 employees	2	X	X	X
	Establishments with 50 to 99 employees	1	X	X	X
	Establishments with 100 to 249 employees	2	X	X	X
	Establishments with 250 to 499 employees	—	X	X	X
	Establishments with 500 to 999 employees	—	X	X	X
	Establishments with 1,000 employees or more	—	X	X	X
45439	Other direct selling establishments				
	All establishments	38	199	1 307	5 384
	Establishments with 1 to 4 employees	26	X	X	X
	Establishments with 5 to 9 employees	5	X	X	X
	Establishments with 10 to 19 employees	5	X	X	X
	Establishments with 20 to 49 employees	2	X	X	X
	Establishments with 50 to 99 employees	—	X	X	X
	Establishments with 100 to 249 employees	—	X	X	X
	Establishments with 250 to 499 employees	—	X	X	X
	Establishments with 500 to 999 employees	—	X	X	X
	Establishments with 1,000 employees or more	—	X	X	X

See footnotes at end of table.

Table 5. Establishments, Employees, and Payroll by Industry and Employment Size of Establishments by County: 2004—Con.

[Excludes most government employees, railroad employees, and self-employed persons. Size class 1 to 4 employees includes establishments having payroll, but no employees, during mid-March pay period. For meaning of abbreviations and symbols, see introductory text. For explanation of terms, see Appendix A. For statement on reliability, see the note at the end of the table and Appendix C]

NAICS code	Geography, kind of business, and employment size class	Establishments (number)	Paid employees for pay period including March 12 (number)	First-quarter payroll (\$1,000)	Annual payroll (\$1,000)
	MORRIS—Con.				
44-45	Retail trade—Con.				
454	Nonstore retailers—Con.				
4543	Direct selling establishments—Con.				
45439	Other direct selling establishments—Con.				
454390	Other direct selling establishments				
	All establishments	38	199	1 307	5 384
	Establishments with 1 to 4 employees	26	X	X	X
	Establishments with 5 to 9 employees	5	X	X	X
	Establishments with 10 to 19 employees	5	X	X	X
	Establishments with 20 to 49 employees	2	X	X	X
	Establishments with 50 to 99 employees	—	X	X	X
	Establishments with 100 to 249 employees	—	X	X	X
	Establishments with 250 to 499 employees	—	X	X	X
	Establishments with 500 to 999 employees	—	X	X	X
	Establishments with 1,000 employees or more	—	X	X	X
48-49	Transportation and warehousing				
	All establishments	396	7 163	68 400	291 186
	Establishments with 1 to 4 employees	210	X	X	X
	Establishments with 5 to 9 employees	56	X	X	X
	Establishments with 10 to 19 employees	43	X	X	X
	Establishments with 20 to 49 employees	49	X	X	X
	Establishments with 50 to 99 employees	21	X	X	X
	Establishments with 100 to 249 employees	15	X	X	X
	Establishments with 250 to 499 employees	2	X	X	X
	Establishments with 500 to 999 employees	—	X	X	X
	Establishments with 1,000 employees or more	—	X	X	X
483	Water transportation				
	All establishments	2	c	D	D
	Establishments with 1 to 4 employees	1	X	X	X
	Establishments with 5 to 9 employees	—	X	X	X
	Establishments with 10 to 19 employees	—	X	X	X
	Establishments with 20 to 49 employees	—	X	X	X
	Establishments with 50 to 99 employees	—	X	X	X
	Establishments with 100 to 249 employees	1	X	X	X
	Establishments with 250 to 499 employees	—	X	X	X
	Establishments with 500 to 999 employees	—	X	X	X
	Establishments with 1,000 employees or more	—	X	X	X
4831	Deep sea, coastal, and Great Lakes water transportation				
	All establishments	1	c	D	D
	Establishments with 1 to 4 employees	—	X	X	X
	Establishments with 5 to 9 employees	—	X	X	X
	Establishments with 10 to 19 employees	—	X	X	X
	Establishments with 20 to 49 employees	—	X	X	X
	Establishments with 50 to 99 employees	—	X	X	X
	Establishments with 100 to 249 employees	1	X	X	X
	Establishments with 250 to 499 employees	—	X	X	X
	Establishments with 500 to 999 employees	—	X	X	X
	Establishments with 1,000 employees or more	—	X	X	X
48311	Deep sea, coastal, and Great Lakes water transportation				
	All establishments	1	c	D	D
	Establishments with 1 to 4 employees	—	X	X	X
	Establishments with 5 to 9 employees	—	X	X	X
	Establishments with 10 to 19 employees	—	X	X	X
	Establishments with 20 to 49 employees	—	X	X	X
	Establishments with 50 to 99 employees	—	X	X	X
	Establishments with 100 to 249 employees	1	X	X	X
	Establishments with 250 to 499 employees	—	X	X	X
	Establishments with 500 to 999 employees	—	X	X	X
	Establishments with 1,000 employees or more	—	X	X	X
483111	Deep sea freight transportation				
	All establishments	1	c	D	D
	Establishments with 1 to 4 employees	—	X	X	X
	Establishments with 5 to 9 employees	—	X	X	X
	Establishments with 10 to 19 employees	—	X	X	X
	Establishments with 20 to 49 employees	—	X	X	X
	Establishments with 50 to 99 employees	—	X	X	X
	Establishments with 100 to 249 employees	1	X	X	X
	Establishments with 250 to 499 employees	—	X	X	X
	Establishments with 500 to 999 employees	—	X	X	X
	Establishments with 1,000 employees or more	—	X	X	X
484	Truck transportation				
	All establishments	190	2 156	19 665	89 541
	Establishments with 1 to 4 employees	107	X	X	X
	Establishments with 5 to 9 employees	26	X	X	X
	Establishments with 10 to 19 employees	22	X	X	X
	Establishments with 20 to 49 employees	26	X	X	X
	Establishments with 50 to 99 employees	8	X	X	X
	Establishments with 100 to 249 employees	1	X	X	X
	Establishments with 250 to 499 employees	—	X	X	X
	Establishments with 500 to 999 employees	—	X	X	X
	Establishments with 1,000 employees or more	—	X	X	X

See footnotes at end of table.

Table 5. Establishments, Employees, and Payroll by Industry and Employment Size of Establishments by County: 2004—Con.

[Excludes most government employees, railroad employees, and self-employed persons. Size class 1 to 4 employees includes establishments having payroll, but no employees, during mid-March pay period. For meaning of abbreviations and symbols, see introductory text. For explanation of terms, see Appendix A. For statement on reliability, see the note at the end of the table and Appendix C]

NAICS code	Geography, kind of business, and employment size class	Establishments (number)	Paid employees for pay period including March 12 (number)	First-quarter payroll (\$1,000)	Annual payroll (\$1,000)
	MORRIS—Con.				
48-49	Transportation and warehousing—Con.				
484	Truck transportation—Con.				
4841	General freight trucking				
	All establishments	97	1 117	10 173	43 469
	Establishments with 1 to 4 employees	60	X	X	X
	Establishments with 5 to 9 employees	11	X	X	X
	Establishments with 10 to 19 employees	12	X	X	X
	Establishments with 20 to 49 employees	8	X	X	X
	Establishments with 50 to 99 employees	5	X	X	X
	Establishments with 100 to 249 employees	1	X	X	X
	Establishments with 250 to 499 employees	—	X	X	X
	Establishments with 500 to 999 employees	—	X	X	X
	Establishments with 1,000 employees or more	—	X	X	X
48411	General freight trucking, local				
	All establishments	58	382	3 026	12 646
	Establishments with 1 to 4 employees	39	X	X	X
	Establishments with 5 to 9 employees	7	X	X	X
	Establishments with 10 to 19 employees	6	X	X	X
	Establishments with 20 to 49 employees	5	X	X	X
	Establishments with 50 to 99 employees	1	X	X	X
	Establishments with 100 to 249 employees	—	X	X	X
	Establishments with 250 to 499 employees	—	X	X	X
	Establishments with 500 to 999 employees	—	X	X	X
	Establishments with 1,000 employees or more	—	X	X	X
484110	General freight trucking, local				
	All establishments	58	382	3 026	12 646
	Establishments with 1 to 4 employees	39	X	X	X
	Establishments with 5 to 9 employees	7	X	X	X
	Establishments with 10 to 19 employees	6	X	X	X
	Establishments with 20 to 49 employees	5	X	X	X
	Establishments with 50 to 99 employees	1	X	X	X
	Establishments with 100 to 249 employees	—	X	X	X
	Establishments with 250 to 499 employees	—	X	X	X
	Establishments with 500 to 999 employees	—	X	X	X
	Establishments with 1,000 employees or more	—	X	X	X
48412	General freight trucking, long-distance				
	All establishments	39	735	7 147	30 823
	Establishments with 1 to 4 employees	21	X	X	X
	Establishments with 5 to 9 employees	4	X	X	X
	Establishments with 10 to 19 employees	6	X	X	X
	Establishments with 20 to 49 employees	3	X	X	X
	Establishments with 50 to 99 employees	4	X	X	X
	Establishments with 100 to 249 employees	1	X	X	X
	Establishments with 250 to 499 employees	—	X	X	X
	Establishments with 500 to 999 employees	—	X	X	X
	Establishments with 1,000 employees or more	—	X	X	X
484121	General freight trucking, long-distance, truckload (tl)				
	All establishments	27	502	4 634	20 105
	Establishments with 1 to 4 employees	14	X	X	X
	Establishments with 5 to 9 employees	4	X	X	X
	Establishments with 10 to 19 employees	4	X	X	X
	Establishments with 20 to 49 employees	2	X	X	X
	Establishments with 50 to 99 employees	2	X	X	X
	Establishments with 100 to 249 employees	1	X	X	X
	Establishments with 250 to 499 employees	—	X	X	X
	Establishments with 500 to 999 employees	—	X	X	X
	Establishments with 1,000 employees or more	—	X	X	X
484122	General freight trucking, long-distance, less than truckload (ltl)				
	All establishments	12	233	2 513	10 718
	Establishments with 1 to 4 employees	7	X	X	X
	Establishments with 5 to 9 employees	—	X	X	X
	Establishments with 10 to 19 employees	2	X	X	X
	Establishments with 20 to 49 employees	1	X	X	X
	Establishments with 50 to 99 employees	2	X	X	X
	Establishments with 100 to 249 employees	—	X	X	X
	Establishments with 250 to 499 employees	—	X	X	X
	Establishments with 500 to 999 employees	—	X	X	X
	Establishments with 1,000 employees or more	—	X	X	X
4842	Specialized freight trucking				
	All establishments	93	1 039	9 492	46 072
	Establishments with 1 to 4 employees	47	X	X	X
	Establishments with 5 to 9 employees	15	X	X	X
	Establishments with 10 to 19 employees	10	X	X	X
	Establishments with 20 to 49 employees	18	X	X	X
	Establishments with 50 to 99 employees	3	X	X	X
	Establishments with 100 to 249 employees	—	X	X	X
	Establishments with 250 to 499 employees	—	X	X	X
	Establishments with 500 to 999 employees	—	X	X	X
	Establishments with 1,000 employees or more	—	X	X	X

See footnotes at end of table.

Table 5. Establishments, Employees, and Payroll by Industry and Employment Size of Establishments by County: 2004—Con.

[Excludes most government employees, railroad employees, and self-employed persons. Size class 1 to 4 employees includes establishments having payroll, but no employees, during mid-March pay period. For meaning of abbreviations and symbols, see introductory text. For explanation of terms, see Appendix A. For statement on reliability, see the note at the end of the table and Appendix C]

NAICS code	Geography, kind of business, and employment size class	Establishments (number)	Paid employees for pay period including March 12 (number)	First-quarter payroll (\$1,000)	Annual payroll (\$1,000)
	MORRIS—Con.				
48-49	Transportation and warehousing—Con.				
484	Truck transportation—Con.				
4842	Specialized freight trucking—Con.				
48421	Used household and office goods moving				
	All establishments	27	282	2 931	14 084
	Establishments with 1 to 4 employees	16	X	X	X
	Establishments with 5 to 9 employees	3	X	X	X
	Establishments with 10 to 19 employees	1	X	X	X
	Establishments with 20 to 49 employees	6	X	X	X
	Establishments with 50 to 99 employees	1	X	X	X
	Establishments with 100 to 249 employees	—	X	X	X
	Establishments with 250 to 499 employees	—	X	X	X
	Establishments with 500 to 999 employees	—	X	X	X
	Establishments with 1,000 employees or more	—	X	X	X
484210	Used household and office goods moving				
	All establishments	27	282	2 931	14 084
	Establishments with 1 to 4 employees	16	X	X	X
	Establishments with 5 to 9 employees	3	X	X	X
	Establishments with 10 to 19 employees	1	X	X	X
	Establishments with 20 to 49 employees	6	X	X	X
	Establishments with 50 to 99 employees	1	X	X	X
	Establishments with 100 to 249 employees	—	X	X	X
	Establishments with 250 to 499 employees	—	X	X	X
	Establishments with 500 to 999 employees	—	X	X	X
	Establishments with 1,000 employees or more	—	X	X	X
48422	Specialized freight (except used goods) trucking, local				
	All establishments	51	519	4 387	22 366
	Establishments with 1 to 4 employees	29	X	X	X
	Establishments with 5 to 9 employees	9	X	X	X
	Establishments with 10 to 19 employees	4	X	X	X
	Establishments with 20 to 49 employees	7	X	X	X
	Establishments with 50 to 99 employees	2	X	X	X
	Establishments with 100 to 249 employees	—	X	X	X
	Establishments with 250 to 499 employees	—	X	X	X
	Establishments with 500 to 999 employees	—	X	X	X
	Establishments with 1,000 employees or more	—	X	X	X
484220	Specialized freight (except used goods) trucking, local				
	All establishments	51	519	4 387	22 366
	Establishments with 1 to 4 employees	29	X	X	X
	Establishments with 5 to 9 employees	9	X	X	X
	Establishments with 10 to 19 employees	4	X	X	X
	Establishments with 20 to 49 employees	7	X	X	X
	Establishments with 50 to 99 employees	2	X	X	X
	Establishments with 100 to 249 employees	—	X	X	X
	Establishments with 250 to 499 employees	—	X	X	X
	Establishments with 500 to 999 employees	—	X	X	X
	Establishments with 1,000 employees or more	—	X	X	X
48423	Specialized freight (except used goods) trucking, long-distance				
	All establishments	15	238	2 174	9 622
	Establishments with 1 to 4 employees	2	X	X	X
	Establishments with 5 to 9 employees	3	X	X	X
	Establishments with 10 to 19 employees	5	X	X	X
	Establishments with 20 to 49 employees	5	X	X	X
	Establishments with 50 to 99 employees	—	X	X	X
	Establishments with 100 to 249 employees	—	X	X	X
	Establishments with 250 to 499 employees	—	X	X	X
	Establishments with 500 to 999 employees	—	X	X	X
	Establishments with 1,000 employees or more	—	X	X	X
484230	Specialized freight (except used goods) trucking, long-distance				
	All establishments	15	238	2 174	9 622
	Establishments with 1 to 4 employees	2	X	X	X
	Establishments with 5 to 9 employees	3	X	X	X
	Establishments with 10 to 19 employees	5	X	X	X
	Establishments with 20 to 49 employees	5	X	X	X
	Establishments with 50 to 99 employees	—	X	X	X
	Establishments with 100 to 249 employees	—	X	X	X
	Establishments with 250 to 499 employees	—	X	X	X
	Establishments with 500 to 999 employees	—	X	X	X
	Establishments with 1,000 employees or more	—	X	X	X
485	Transit and ground passenger transportation				
	All establishments	77	2 037	8 418	35 245
	Establishments with 1 to 4 employees	34	X	X	X
	Establishments with 5 to 9 employees	11	X	X	X
	Establishments with 10 to 19 employees	10	X	X	X
	Establishments with 20 to 49 employees	8	X	X	X
	Establishments with 50 to 99 employees	8	X	X	X
	Establishments with 100 to 249 employees	6	X	X	X
	Establishments with 250 to 499 employees	—	X	X	X
	Establishments with 500 to 999 employees	—	X	X	X
	Establishments with 1,000 employees or more	—	X	X	X

See footnotes at end of table.

Table 5. Establishments, Employees, and Payroll by Industry and Employment Size of Establishments by County: 2004—Con.

[Excludes most government employees, railroad employees, and self-employed persons. Size class 1 to 4 employees includes establishments having payroll, but no employees, during mid-March pay period. For meaning of abbreviations and symbols, see introductory text. For explanation of terms, see Appendix A. For statement on reliability, see the note at the end of the table and Appendix C]

NAICS code	Geography, kind of business, and employment size class	Establishments (number)	Paid employees for pay period including March 12 (number)	First-quarter payroll (\$1,000)	Annual payroll (\$1,000)
	MORRIS—Con.				
48-49	Transportation and warehousing—Con.				
485	Transit and ground passenger transportation—Con.				
4852	Interurban and rural bus transportation				
	All establishments	2	c	D	D
	Establishments with 1 to 4 employees	—	X	X	X
	Establishments with 5 to 9 employees	—	X	X	X
	Establishments with 10 to 19 employees	—	X	X	X
	Establishments with 20 to 49 employees	—	X	X	X
	Establishments with 50 to 99 employees	1	X	X	X
	Establishments with 100 to 249 employees	1	X	X	X
	Establishments with 250 to 499 employees	—	X	X	X
	Establishments with 500 to 999 employees	—	X	X	X
	Establishments with 1,000 employees or more	—	X	X	X
48521	Interurban and rural bus transportation				
	All establishments	2	c	D	D
	Establishments with 1 to 4 employees	—	X	X	X
	Establishments with 5 to 9 employees	—	X	X	X
	Establishments with 10 to 19 employees	—	X	X	X
	Establishments with 20 to 49 employees	—	X	X	X
	Establishments with 50 to 99 employees	1	X	X	X
	Establishments with 100 to 249 employees	1	X	X	X
	Establishments with 250 to 499 employees	—	X	X	X
	Establishments with 500 to 999 employees	—	X	X	X
	Establishments with 1,000 employees or more	—	X	X	X
485210	Interurban and rural bus transportation				
	All establishments	2	c	D	D
	Establishments with 1 to 4 employees	—	X	X	X
	Establishments with 5 to 9 employees	—	X	X	X
	Establishments with 10 to 19 employees	—	X	X	X
	Establishments with 20 to 49 employees	—	X	X	X
	Establishments with 50 to 99 employees	1	X	X	X
	Establishments with 100 to 249 employees	1	X	X	X
	Establishments with 250 to 499 employees	—	X	X	X
	Establishments with 500 to 999 employees	—	X	X	X
	Establishments with 1,000 employees or more	—	X	X	X
4853	Taxi and limousine service				
	All establishments	44	333	1 590	6 856
	Establishments with 1 to 4 employees	26	X	X	X
	Establishments with 5 to 9 employees	8	X	X	X
	Establishments with 10 to 19 employees	5	X	X	X
	Establishments with 20 to 49 employees	4	X	X	X
	Establishments with 50 to 99 employees	1	X	X	X
	Establishments with 100 to 249 employees	—	X	X	X
	Establishments with 250 to 499 employees	—	X	X	X
	Establishments with 500 to 999 employees	—	X	X	X
	Establishments with 1,000 employees or more	—	X	X	X
48532	Limousine service				
	All establishments	38	312	1 497	6 521
	Establishments with 1 to 4 employees	22	X	X	X
	Establishments with 5 to 9 employees	7	X	X	X
	Establishments with 10 to 19 employees	4	X	X	X
	Establishments with 20 to 49 employees	4	X	X	X
	Establishments with 50 to 99 employees	1	X	X	X
	Establishments with 100 to 249 employees	—	X	X	X
	Establishments with 250 to 499 employees	—	X	X	X
	Establishments with 500 to 999 employees	—	X	X	X
	Establishments with 1,000 employees or more	—	X	X	X
485320	Limousine service				
	All establishments	38	312	1 497	6 521
	Establishments with 1 to 4 employees	22	X	X	X
	Establishments with 5 to 9 employees	7	X	X	X
	Establishments with 10 to 19 employees	4	X	X	X
	Establishments with 20 to 49 employees	4	X	X	X
	Establishments with 50 to 99 employees	1	X	X	X
	Establishments with 100 to 249 employees	—	X	X	X
	Establishments with 250 to 499 employees	—	X	X	X
	Establishments with 500 to 999 employees	—	X	X	X
	Establishments with 1,000 employees or more	—	X	X	X
4854	School and employee bus transportation				
	All establishments	20	1 416	4 741	19 157
	Establishments with 1 to 4 employees	2	X	X	X
	Establishments with 5 to 9 employees	1	X	X	X
	Establishments with 10 to 19 employees	3	X	X	X
	Establishments with 20 to 49 employees	3	X	X	X
	Establishments with 50 to 99 employees	6	X	X	X
	Establishments with 100 to 249 employees	5	X	X	X
	Establishments with 250 to 499 employees	—	X	X	X
	Establishments with 500 to 999 employees	—	X	X	X
	Establishments with 1,000 employees or more	—	X	X	X

See footnotes at end of table.

Table 5. Establishments, Employees, and Payroll by Industry and Employment Size of Establishments by County: 2004—Con.

[Excludes most government employees, railroad employees, and self-employed persons. Size class 1 to 4 employees includes establishments having payroll, but no employees, during mid-March pay period. For meaning of abbreviations and symbols, see introductory text. For explanation of terms, see Appendix A. For statement on reliability, see the note at the end of the table and Appendix C]

NAICS code	Geography, kind of business, and employment size class	Establishments (number)	Paid employees for pay period including March 12 (number)	First-quarter payroll (\$1,000)	Annual payroll (\$1,000)
	MORRIS—Con.				
48-49	Transportation and warehousing—Con.				
485	Transit and ground passenger transportation—Con.				
4854	School and employee bus transportation—Con.				
48541	School and employee bus transportation				
	All establishments	20	1 416	4 741	19 157
	Establishments with 1 to 4 employees	2	X	X	X
	Establishments with 5 to 9 employees	1	X	X	X
	Establishments with 10 to 19 employees	3	X	X	X
	Establishments with 20 to 49 employees	3	X	X	X
	Establishments with 50 to 99 employees	6	X	X	X
	Establishments with 100 to 249 employees	5	X	X	X
	Establishments with 250 to 499 employees	—	X	X	X
	Establishments with 500 to 999 employees	—	X	X	X
	Establishments with 1,000 employees or more	—	X	X	X
485410	School and employee bus transportation				
	All establishments	20	1 416	4 741	19 157
	Establishments with 1 to 4 employees	2	X	X	X
	Establishments with 5 to 9 employees	1	X	X	X
	Establishments with 10 to 19 employees	3	X	X	X
	Establishments with 20 to 49 employees	3	X	X	X
	Establishments with 50 to 99 employees	6	X	X	X
	Establishments with 100 to 249 employees	5	X	X	X
	Establishments with 250 to 499 employees	—	X	X	X
	Establishments with 500 to 999 employees	—	X	X	X
	Establishments with 1,000 employees or more	—	X	X	X
488	Support activities for transportation				
	All establishments	71	1 171	15 821	68 097
	Establishments with 1 to 4 employees	44	X	X	X
	Establishments with 5 to 9 employees	9	X	X	X
	Establishments with 10 to 19 employees	6	X	X	X
	Establishments with 20 to 49 employees	7	X	X	X
	Establishments with 50 to 99 employees	2	X	X	X
	Establishments with 100 to 249 employees	2	X	X	X
	Establishments with 250 to 499 employees	1	X	X	X
	Establishments with 500 to 999 employees	—	X	X	X
	Establishments with 1,000 employees or more	—	X	X	X
4884	Support activities for road transportation				
	All establishments	22	195	1 406	5 804
	Establishments with 1 to 4 employees	13	X	X	X
	Establishments with 5 to 9 employees	4	X	X	X
	Establishments with 10 to 19 employees	1	X	X	X
	Establishments with 20 to 49 employees	4	X	X	X
	Establishments with 50 to 99 employees	—	X	X	X
	Establishments with 100 to 249 employees	—	X	X	X
	Establishments with 250 to 499 employees	—	X	X	X
	Establishments with 500 to 999 employees	—	X	X	X
	Establishments with 1,000 employees or more	—	X	X	X
48841	Motor vehicle towing				
	All establishments	14	147	922	3 887
	Establishments with 1 to 4 employees	7	X	X	X
	Establishments with 5 to 9 employees	3	X	X	X
	Establishments with 10 to 19 employees	1	X	X	X
	Establishments with 20 to 49 employees	3	X	X	X
	Establishments with 50 to 99 employees	—	X	X	X
	Establishments with 100 to 249 employees	—	X	X	X
	Establishments with 250 to 499 employees	—	X	X	X
	Establishments with 500 to 999 employees	—	X	X	X
	Establishments with 1,000 employees or more	—	X	X	X
488410	Motor vehicle towing				
	All establishments	14	147	922	3 887
	Establishments with 1 to 4 employees	7	X	X	X
	Establishments with 5 to 9 employees	3	X	X	X
	Establishments with 10 to 19 employees	1	X	X	X
	Establishments with 20 to 49 employees	3	X	X	X
	Establishments with 50 to 99 employees	—	X	X	X
	Establishments with 100 to 249 employees	—	X	X	X
	Establishments with 250 to 499 employees	—	X	X	X
	Establishments with 500 to 999 employees	—	X	X	X
	Establishments with 1,000 employees or more	—	X	X	X
4885	Freight transportation arrangement				
	All establishments	36	734	12 562	54 549
	Establishments with 1 to 4 employees	25	X	X	X
	Establishments with 5 to 9 employees	3	X	X	X
	Establishments with 10 to 19 employees	2	X	X	X
	Establishments with 20 to 49 employees	3	X	X	X
	Establishments with 50 to 99 employees	1	X	X	X
	Establishments with 100 to 249 employees	1	X	X	X
	Establishments with 250 to 499 employees	1	X	X	X
	Establishments with 500 to 999 employees	—	X	X	X
	Establishments with 1,000 employees or more	—	X	X	X

See footnotes at end of table.

Table 5. Establishments, Employees, and Payroll by Industry and Employment Size of Establishments by County: 2004—Con.

[Excludes most government employees, railroad employees, and self-employed persons. Size class 1 to 4 employees includes establishments having payroll, but no employees, during mid-March pay period. For meaning of abbreviations and symbols, see introductory text. For explanation of terms, see Appendix A. For statement on reliability, see the note at the end of the table and Appendix C]

NAICS code	Geography, kind of business, and employment size class	Establishments (number)	Paid employees for pay period including March 12 (number)	First-quarter payroll (\$1,000)	Annual payroll (\$1,000)
MORRIS—Con.					
48-49	Transportation and warehousing—Con.				
488	Support activities for transportation—Con.				
4885	Freight transportation arrangement—Con.				
48851	Freight transportation arrangement				
	All establishments	36	734	12 562	54 549
	Establishments with 1 to 4 employees	25	X	X	X
	Establishments with 5 to 9 employees	3	X	X	X
	Establishments with 10 to 19 employees	2	X	X	X
	Establishments with 20 to 49 employees	3	X	X	X
	Establishments with 50 to 99 employees	1	X	X	X
	Establishments with 100 to 249 employees	1	X	X	X
	Establishments with 250 to 499 employees	1	X	X	X
	Establishments with 500 to 999 employees	—	X	X	X
	Establishments with 1,000 employees or more	—	X	X	X
488510	Freight transportation arrangement				
	All establishments	36	734	12 562	54 549
	Establishments with 1 to 4 employees	25	X	X	X
	Establishments with 5 to 9 employees	3	X	X	X
	Establishments with 10 to 19 employees	2	X	X	X
	Establishments with 20 to 49 employees	3	X	X	X
	Establishments with 50 to 99 employees	1	X	X	X
	Establishments with 100 to 249 employees	1	X	X	X
	Establishments with 250 to 499 employees	1	X	X	X
	Establishments with 500 to 999 employees	—	X	X	X
	Establishments with 1,000 employees or more	—	X	X	X
4889	Other support activities for transportation				
	All establishments	4	c	D	D
	Establishments with 1 to 4 employees	2	X	X	X
	Establishments with 5 to 9 employees	—	X	X	X
	Establishments with 10 to 19 employees	1	X	X	X
	Establishments with 20 to 49 employees	—	X	X	X
	Establishments with 50 to 99 employees	—	X	X	X
	Establishments with 100 to 249 employees	1	X	X	X
	Establishments with 250 to 499 employees	—	X	X	X
	Establishments with 500 to 999 employees	—	X	X	X
	Establishments with 1,000 employees or more	—	X	X	X
48899	Other support activities for transportation				
	All establishments	4	c	D	D
	Establishments with 1 to 4 employees	2	X	X	X
	Establishments with 5 to 9 employees	—	X	X	X
	Establishments with 10 to 19 employees	1	X	X	X
	Establishments with 20 to 49 employees	—	X	X	X
	Establishments with 50 to 99 employees	—	X	X	X
	Establishments with 100 to 249 employees	1	X	X	X
	Establishments with 250 to 499 employees	—	X	X	X
	Establishments with 500 to 999 employees	—	X	X	X
	Establishments with 1,000 employees or more	—	X	X	X
488991	Packing and crating				
	All establishments	4	c	D	D
	Establishments with 1 to 4 employees	2	X	X	X
	Establishments with 5 to 9 employees	—	X	X	X
	Establishments with 10 to 19 employees	1	X	X	X
	Establishments with 20 to 49 employees	—	X	X	X
	Establishments with 50 to 99 employees	—	X	X	X
	Establishments with 100 to 249 employees	1	X	X	X
	Establishments with 250 to 499 employees	—	X	X	X
	Establishments with 500 to 999 employees	—	X	X	X
	Establishments with 1,000 employees or more	—	X	X	X
492	Couriers and messengers				
	All establishments	34	1 215	14 286	51 360
	Establishments with 1 to 4 employees	16	X	X	X
	Establishments with 5 to 9 employees	5	X	X	X
	Establishments with 10 to 19 employees	3	X	X	X
	Establishments with 20 to 49 employees	4	X	X	X
	Establishments with 50 to 99 employees	1	X	X	X
	Establishments with 100 to 249 employees	4	X	X	X
	Establishments with 250 to 499 employees	1	X	X	X
	Establishments with 500 to 999 employees	—	X	X	X
	Establishments with 1,000 employees or more	—	X	X	X
4921	Couriers				
	All establishments	18	1 100	13 490	48 082
	Establishments with 1 to 4 employees	7	X	X	X
	Establishments with 5 to 9 employees	3	X	X	X
	Establishments with 10 to 19 employees	—	X	X	X
	Establishments with 20 to 49 employees	2	X	X	X
	Establishments with 50 to 99 employees	1	X	X	X
	Establishments with 100 to 249 employees	4	X	X	X
	Establishments with 250 to 499 employees	1	X	X	X
	Establishments with 500 to 999 employees	—	X	X	X
	Establishments with 1,000 employees or more	—	X	X	X

See footnotes at end of table.

Table 5. Establishments, Employees, and Payroll by Industry and Employment Size of Establishments by County: 2004—Con.

[Excludes most government employees, railroad employees, and self-employed persons. Size class 1 to 4 employees includes establishments having payroll, but no employees, during mid-March pay period. For meaning of abbreviations and symbols, see introductory text. For explanation of terms, see Appendix A. For statement on reliability, see the note at the end of the table and Appendix C]

NAICS code	Geography, kind of business, and employment size class	Establishments (number)	Paid employees for pay period including March 12 (number)	First-quarter payroll (\$1,000)	Annual payroll (\$1,000)
	MORRIS—Con.				
48-49	Transportation and warehousing—Con.				
492	Couriers and messengers—Con.				
4921	Couriers—Con.				
49211	Couriers				
	All establishments	18	1 100	13 490	48 082
	Establishments with 1 to 4 employees	7	X	X	X
	Establishments with 5 to 9 employees	3	X	X	X
	Establishments with 10 to 19 employees	—	X	X	X
	Establishments with 20 to 49 employees	2	X	X	X
	Establishments with 50 to 99 employees	1	X	X	X
	Establishments with 100 to 249 employees	4	X	X	X
	Establishments with 250 to 499 employees	1	X	X	X
	Establishments with 500 to 999 employees	—	X	X	X
	Establishments with 1,000 employees or more	—	X	X	X
492110	Couriers				
	All establishments	18	1 100	13 490	48 082
	Establishments with 1 to 4 employees	7	X	X	X
	Establishments with 5 to 9 employees	3	X	X	X
	Establishments with 10 to 19 employees	—	X	X	X
	Establishments with 20 to 49 employees	2	X	X	X
	Establishments with 50 to 99 employees	1	X	X	X
	Establishments with 100 to 249 employees	4	X	X	X
	Establishments with 250 to 499 employees	1	X	X	X
	Establishments with 500 to 999 employees	—	X	X	X
	Establishments with 1,000 employees or more	—	X	X	X
4922	Local messengers and local delivery				
	All establishments	16	115	796	3 278
	Establishments with 1 to 4 employees	9	X	X	X
	Establishments with 5 to 9 employees	2	X	X	X
	Establishments with 10 to 19 employees	3	X	X	X
	Establishments with 20 to 49 employees	2	X	X	X
	Establishments with 50 to 99 employees	—	X	X	X
	Establishments with 100 to 249 employees	—	X	X	X
	Establishments with 250 to 499 employees	—	X	X	X
	Establishments with 500 to 999 employees	—	X	X	X
	Establishments with 1,000 employees or more	—	X	X	X
49221	Local messengers and local delivery				
	All establishments	16	115	796	3 278
	Establishments with 1 to 4 employees	9	X	X	X
	Establishments with 5 to 9 employees	2	X	X	X
	Establishments with 10 to 19 employees	3	X	X	X
	Establishments with 20 to 49 employees	2	X	X	X
	Establishments with 50 to 99 employees	—	X	X	X
	Establishments with 100 to 249 employees	—	X	X	X
	Establishments with 250 to 499 employees	—	X	X	X
	Establishments with 500 to 999 employees	—	X	X	X
	Establishments with 1,000 employees or more	—	X	X	X
492210	Local messengers and local delivery				
	All establishments	16	115	796	3 278
	Establishments with 1 to 4 employees	9	X	X	X
	Establishments with 5 to 9 employees	2	X	X	X
	Establishments with 10 to 19 employees	3	X	X	X
	Establishments with 20 to 49 employees	2	X	X	X
	Establishments with 50 to 99 employees	—	X	X	X
	Establishments with 100 to 249 employees	—	X	X	X
	Establishments with 250 to 499 employees	—	X	X	X
	Establishments with 500 to 999 employees	—	X	X	X
	Establishments with 1,000 employees or more	—	X	X	X
493	Warehousing and storage				
	All establishments	13	402	7 343	34 757
	Establishments with 1 to 4 employees	3	X	X	X
	Establishments with 5 to 9 employees	3	X	X	X
	Establishments with 10 to 19 employees	1	X	X	X
	Establishments with 20 to 49 employees	3	X	X	X
	Establishments with 50 to 99 employees	2	X	X	X
	Establishments with 100 to 249 employees	1	X	X	X
	Establishments with 250 to 499 employees	—	X	X	X
	Establishments with 500 to 999 employees	—	X	X	X
	Establishments with 1,000 employees or more	—	X	X	X
4931	Warehousing and storage				
	All establishments	13	402	7 343	34 757
	Establishments with 1 to 4 employees	3	X	X	X
	Establishments with 5 to 9 employees	3	X	X	X
	Establishments with 10 to 19 employees	1	X	X	X
	Establishments with 20 to 49 employees	3	X	X	X
	Establishments with 50 to 99 employees	2	X	X	X
	Establishments with 100 to 249 employees	1	X	X	X
	Establishments with 250 to 499 employees	—	X	X	X
	Establishments with 500 to 999 employees	—	X	X	X
	Establishments with 1,000 employees or more	—	X	X	X

See footnotes at end of table.

Table 5. Establishments, Employees, and Payroll by Industry and Employment Size of Establishments by County: 2004—Con.

[Excludes most government employees, railroad employees, and self-employed persons. Size class 1 to 4 employees includes establishments having payroll, but no employees, during mid-March pay period. For meaning of abbreviations and symbols, see introductory text. For explanation of terms, see Appendix A. For statement on reliability, see the note at the end of the table and Appendix C]

NAICS code	Geography, kind of business, and employment size class	Establishments (number)	Paid employees for pay period including March 12 (number)	First-quarter payroll (\$1,000)	Annual payroll (\$1,000)
MORRIS—Con.					
48-49	Transportation and warehousing—Con.				
493	Warehousing and storage—Con.				
4931	Warehousing and storage—Con.				
49311	General warehousing and storage				
	All establishments	10	384	7 260	34 425
	Establishments with 1 to 4 employees	2	X	X	X
	Establishments with 5 to 9 employees	2	X	X	X
	Establishments with 10 to 19 employees	—	X	X	X
	Establishments with 20 to 49 employees	3	X	X	X
	Establishments with 50 to 99 employees	2	X	X	X
	Establishments with 100 to 249 employees	1	X	X	X
	Establishments with 250 to 499 employees	—	X	X	X
	Establishments with 500 to 999 employees	—	X	X	X
	Establishments with 1,000 employees or more	—	X	X	X
493110	General warehousing and storage				
	All establishments	10	384	7 260	34 425
	Establishments with 1 to 4 employees	2	X	X	X
	Establishments with 5 to 9 employees	2	X	X	X
	Establishments with 10 to 19 employees	—	X	X	X
	Establishments with 20 to 49 employees	3	X	X	X
	Establishments with 50 to 99 employees	2	X	X	X
	Establishments with 100 to 249 employees	1	X	X	X
	Establishments with 250 to 499 employees	—	X	X	X
	Establishments with 500 to 999 employees	—	X	X	X
	Establishments with 1,000 employees or more	—	X	X	X
51	Information				
	All establishments	363	13 363	309 643	938 762
	Establishments with 1 to 4 employees	180	X	X	X
	Establishments with 5 to 9 employees	60	X	X	X
	Establishments with 10 to 19 employees	44	X	X	X
	Establishments with 20 to 49 employees	37	X	X	X
	Establishments with 50 to 99 employees	17	X	X	X
	Establishments with 100 to 249 employees	16	X	X	X
	Establishments with 250 to 499 employees	3	X	X	X
	Establishments with 500 to 999 employees	4	X	X	X
	Establishments with 1,000 employees or more	2	X	X	X
511	Publishing industries (except Internet)				
	All establishments	83	2 155	37 730	147 951
	Establishments with 1 to 4 employees	33	X	X	X
	Establishments with 5 to 9 employees	13	X	X	X
	Establishments with 10 to 19 employees	15	X	X	X
	Establishments with 20 to 49 employees	12	X	X	X
	Establishments with 50 to 99 employees	5	X	X	X
	Establishments with 100 to 249 employees	4	X	X	X
	Establishments with 250 to 499 employees	1	X	X	X
	Establishments with 500 to 999 employees	—	X	X	X
	Establishments with 1,000 employees or more	—	X	X	X
5111	Newspaper, periodical, book, and directory publishers				
	All establishments	42	1 360	18 111	69 530
	Establishments with 1 to 4 employees	20	X	X	X
	Establishments with 5 to 9 employees	3	X	X	X
	Establishments with 10 to 19 employees	8	X	X	X
	Establishments with 20 to 49 employees	5	X	X	X
	Establishments with 50 to 99 employees	3	X	X	X
	Establishments with 100 to 249 employees	2	X	X	X
	Establishments with 250 to 499 employees	1	X	X	X
	Establishments with 500 to 999 employees	—	X	X	X
	Establishments with 1,000 employees or more	—	X	X	X
51111	Newspaper publishers				
	All establishments	9	658	5 556	22 680
	Establishments with 1 to 4 employees	3	X	X	X
	Establishments with 5 to 9 employees	1	X	X	X
	Establishments with 10 to 19 employees	1	X	X	X
	Establishments with 20 to 49 employees	2	X	X	X
	Establishments with 50 to 99 employees	—	X	X	X
	Establishments with 100 to 249 employees	1	X	X	X
	Establishments with 250 to 499 employees	1	X	X	X
	Establishments with 500 to 999 employees	—	X	X	X
	Establishments with 1,000 employees or more	—	X	X	X
511110	Newspaper publishers				
	All establishments	9	658	5 556	22 680
	Establishments with 1 to 4 employees	3	X	X	X
	Establishments with 5 to 9 employees	1	X	X	X
	Establishments with 10 to 19 employees	1	X	X	X
	Establishments with 20 to 49 employees	2	X	X	X
	Establishments with 50 to 99 employees	—	X	X	X
	Establishments with 100 to 249 employees	1	X	X	X
	Establishments with 250 to 499 employees	1	X	X	X
	Establishments with 500 to 999 employees	—	X	X	X
	Establishments with 1,000 employees or more	—	X	X	X

See footnotes at end of table.

Table 5. Establishments, Employees, and Payroll by Industry and Employment Size of Establishments by County: 2004—Con.

[Excludes most government employees, railroad employees, and self-employed persons. Size class 1 to 4 employees includes establishments having payroll, but no employees, during mid-March pay period. For meaning of abbreviations and symbols, see introductory text. For explanation of terms, see Appendix A. For statement on reliability, see the note at the end of the table and Appendix C]

NAICS code	Geography, kind of business, and employment size class	Establishments (number)	Paid employees for pay period including March 12 (number)	First-quarter payroll (\$1,000)	Annual payroll (\$1,000)
51	MORRIS—Con.				
	Information—Con.				
511	Publishing industries (except Internet)—Con.				
5111	Newspaper, periodical, book, and directory publishers—Con.				
51112	Periodical publishers				
	All establishments	21	529	10 612	38 685
	Establishments with 1 to 4 employees	9	X	X	X
	Establishments with 5 to 9 employees	2	X	X	X
	Establishments with 10 to 19 employees	6	X	X	X
	Establishments with 20 to 49 employees	1	X	X	X
	Establishments with 50 to 99 employees	2	X	X	X
	Establishments with 100 to 249 employees	1	X	X	X
	Establishments with 250 to 499 employees	—	X	X	X
	Establishments with 500 to 999 employees	—	X	X	X
	Establishments with 1,000 employees or more	—	X	X	X
511120	Periodical publishers				
	All establishments	21	529	10 612	38 685
	Establishments with 1 to 4 employees	9	X	X	X
	Establishments with 5 to 9 employees	2	X	X	X
	Establishments with 10 to 19 employees	6	X	X	X
	Establishments with 20 to 49 employees	1	X	X	X
	Establishments with 50 to 99 employees	2	X	X	X
	Establishments with 100 to 249 employees	1	X	X	X
	Establishments with 250 to 499 employees	—	X	X	X
	Establishments with 500 to 999 employees	—	X	X	X
	Establishments with 1,000 employees or more	—	X	X	X
51119	Other publishers				
	All establishments	4	c	D	D
	Establishments with 1 to 4 employees	2	X	X	X
	Establishments with 5 to 9 employees	—	X	X	X
	Establishments with 10 to 19 employees	—	X	X	X
	Establishments with 20 to 49 employees	1	X	X	X
	Establishments with 50 to 99 employees	1	X	X	X
	Establishments with 100 to 249 employees	—	X	X	X
	Establishments with 250 to 499 employees	—	X	X	X
	Establishments with 500 to 999 employees	—	X	X	X
	Establishments with 1,000 employees or more	—	X	X	X
5112	Software publishers				
	All establishments	41	795	19 619	78 421
	Establishments with 1 to 4 employees	13	X	X	X
	Establishments with 5 to 9 employees	10	X	X	X
	Establishments with 10 to 19 employees	7	X	X	X
	Establishments with 20 to 49 employees	7	X	X	X
	Establishments with 50 to 99 employees	2	X	X	X
	Establishments with 100 to 249 employees	2	X	X	X
	Establishments with 250 to 499 employees	—	X	X	X
	Establishments with 500 to 999 employees	—	X	X	X
	Establishments with 1,000 employees or more	—	X	X	X
51121	Software publishers				
	All establishments	41	795	19 619	78 421
	Establishments with 1 to 4 employees	13	X	X	X
	Establishments with 5 to 9 employees	10	X	X	X
	Establishments with 10 to 19 employees	7	X	X	X
	Establishments with 20 to 49 employees	7	X	X	X
	Establishments with 50 to 99 employees	2	X	X	X
	Establishments with 100 to 249 employees	2	X	X	X
	Establishments with 250 to 499 employees	—	X	X	X
	Establishments with 500 to 999 employees	—	X	X	X
	Establishments with 1,000 employees or more	—	X	X	X
511210	Software publishers				
	All establishments	41	795	19 619	78 421
	Establishments with 1 to 4 employees	13	X	X	X
	Establishments with 5 to 9 employees	10	X	X	X
	Establishments with 10 to 19 employees	7	X	X	X
	Establishments with 20 to 49 employees	7	X	X	X
	Establishments with 50 to 99 employees	2	X	X	X
	Establishments with 100 to 249 employees	2	X	X	X
	Establishments with 250 to 499 employees	—	X	X	X
	Establishments with 500 to 999 employees	—	X	X	X
	Establishments with 1,000 employees or more	—	X	X	X
512	Motion picture and sound recording industries				
	All establishments	40	344	1 940	9 225
	Establishments with 1 to 4 employees	26	X	X	X
	Establishments with 5 to 9 employees	4	X	X	X
	Establishments with 10 to 19 employees	4	X	X	X
	Establishments with 20 to 49 employees	5	X	X	X
	Establishments with 50 to 99 employees	1	X	X	X
	Establishments with 100 to 249 employees	—	X	X	X
	Establishments with 250 to 499 employees	—	X	X	X
	Establishments with 500 to 999 employees	—	X	X	X
	Establishments with 1,000 employees or more	—	X	X	X

See footnotes at end of table.

Table 5. Establishments, Employees, and Payroll by Industry and Employment Size of Establishments by County: 2004—Con.

[Excludes most government employees, railroad employees, and self-employed persons. Size class 1 to 4 employees includes establishments having payroll, but no employees, during mid-March pay period. For meaning of abbreviations and symbols, see introductory text. For explanation of terms, see Appendix A. For statement on reliability, see the note at the end of the table and Appendix C]

NAICS code	Geography, kind of business, and employment size class	Establishments (number)	Paid employees for pay period including March 12 (number)	First-quarter payroll (\$1,000)	Annual payroll (\$1,000)
51	MORRIS—Con.				
	Information—Con.				
512	Motion picture and sound recording industries—Con.				
5121	Motion picture and video industries				
	All establishments	31	316	1 594	7 395
	Establishments with 1 to 4 employees	19	X	X	X
	Establishments with 5 to 9 employees	4	X	X	X
	Establishments with 10 to 19 employees	2	X	X	X
	Establishments with 20 to 49 employees	5	X	X	X
	Establishments with 50 to 99 employees	1	X	X	X
	Establishments with 100 to 249 employees	—	X	X	X
	Establishments with 250 to 499 employees	—	X	X	X
	Establishments with 500 to 999 employees	—	X	X	X
	Establishments with 1,000 employees or more	—	X	X	X
51213	Motion picture and video exhibition				
	All establishments	7	c	D	D
	Establishments with 1 to 4 employees	—	X	X	X
	Establishments with 5 to 9 employees	—	X	X	X
	Establishments with 10 to 19 employees	1	X	X	X
	Establishments with 20 to 49 employees	5	X	X	X
	Establishments with 50 to 99 employees	1	X	X	X
	Establishments with 100 to 249 employees	—	X	X	X
	Establishments with 250 to 499 employees	—	X	X	X
	Establishments with 500 to 999 employees	—	X	X	X
	Establishments with 1,000 employees or more	—	X	X	X
512131	Motion picture theaters (except drive-ins)				
	All establishments	7	c	D	D
	Establishments with 1 to 4 employees	—	X	X	X
	Establishments with 5 to 9 employees	—	X	X	X
	Establishments with 10 to 19 employees	1	X	X	X
	Establishments with 20 to 49 employees	5	X	X	X
	Establishments with 50 to 99 employees	1	X	X	X
	Establishments with 100 to 249 employees	—	X	X	X
	Establishments with 250 to 499 employees	—	X	X	X
	Establishments with 500 to 999 employees	—	X	X	X
	Establishments with 1,000 employees or more	—	X	X	X
517	Telecommunications				
	All establishments	152	9 093	234 916	662 000
	Establishments with 1 to 4 employees	68	X	X	X
	Establishments with 5 to 9 employees	35	X	X	X
	Establishments with 10 to 19 employees	11	X	X	X
	Establishments with 20 to 49 employees	12	X	X	X
	Establishments with 50 to 99 employees	9	X	X	X
	Establishments with 100 to 249 employees	11	X	X	X
	Establishments with 250 to 499 employees	—	X	X	X
	Establishments with 500 to 999 employees	4	X	X	X
	Establishments with 1,000 employees or more	2	X	X	X
5171	Wired telecommunications carriers				
	All establishments	99	6 806	196 081	521 046
	Establishments with 1 to 4 employees	43	X	X	X
	Establishments with 5 to 9 employees	24	X	X	X
	Establishments with 10 to 19 employees	5	X	X	X
	Establishments with 20 to 49 employees	8	X	X	X
	Establishments with 50 to 99 employees	6	X	X	X
	Establishments with 100 to 249 employees	9	X	X	X
	Establishments with 250 to 499 employees	—	X	X	X
	Establishments with 500 to 999 employees	2	X	X	X
	Establishments with 1,000 employees or more	2	X	X	X
51711	Wired telecommunications carriers				
	All establishments	99	6 806	196 081	521 046
	Establishments with 1 to 4 employees	43	X	X	X
	Establishments with 5 to 9 employees	24	X	X	X
	Establishments with 10 to 19 employees	5	X	X	X
	Establishments with 20 to 49 employees	8	X	X	X
	Establishments with 50 to 99 employees	6	X	X	X
	Establishments with 100 to 249 employees	9	X	X	X
	Establishments with 250 to 499 employees	—	X	X	X
	Establishments with 500 to 999 employees	2	X	X	X
	Establishments with 1,000 employees or more	2	X	X	X
517110	Wired telecommunications carriers				
	All establishments	99	6 806	196 081	521 046
	Establishments with 1 to 4 employees	43	X	X	X
	Establishments with 5 to 9 employees	24	X	X	X
	Establishments with 10 to 19 employees	5	X	X	X
	Establishments with 20 to 49 employees	8	X	X	X
	Establishments with 50 to 99 employees	6	X	X	X
	Establishments with 100 to 249 employees	9	X	X	X
	Establishments with 250 to 499 employees	—	X	X	X
	Establishments with 500 to 999 employees	2	X	X	X
	Establishments with 1,000 employees or more	2	X	X	X

See footnotes at end of table.

Table 5. Establishments, Employees, and Payroll by Industry and Employment Size of Establishments by County: 2004—Con.

[Excludes most government employees, railroad employees, and self-employed persons. Size class 1 to 4 employees includes establishments having payroll, but no employees, during mid-March pay period. For meaning of abbreviations and symbols, see introductory text. For explanation of terms, see Appendix A. For statement on reliability, see the note at the end of the table and Appendix C]

NAICS code	Geography, kind of business, and employment size class	Establishments (number)	Paid employees for pay period including March 12 (number)	First-quarter payroll (\$1,000)	Annual payroll (\$1,000)
51	MORRIS—Con.				
	Information—Con.				
517	Telecommunications—Con.				
5172	Wireless telecommunications carriers (except satellite)				
	All establishments	23	1 855	33 371	120 092
	Establishments with 1 to 4 employees	10	X	X	X
	Establishments with 5 to 9 employees	4	X	X	X
	Establishments with 10 to 19 employees	4	X	X	X
	Establishments with 20 to 49 employees	1	X	X	X
	Establishments with 50 to 99 employees	1	X	X	X
	Establishments with 100 to 249 employees	1	X	X	X
	Establishments with 250 to 499 employees	—	X	X	X
	Establishments with 500 to 999 employees	2	X	X	X
	Establishments with 1,000 employees or more	—	X	X	X
51721	Wireless telecommunications carriers (except satellite)				
	All establishments	23	1 855	33 371	120 092
	Establishments with 1 to 4 employees	10	X	X	X
	Establishments with 5 to 9 employees	4	X	X	X
	Establishments with 10 to 19 employees	4	X	X	X
	Establishments with 20 to 49 employees	1	X	X	X
	Establishments with 50 to 99 employees	1	X	X	X
	Establishments with 100 to 249 employees	1	X	X	X
	Establishments with 250 to 499 employees	—	X	X	X
	Establishments with 500 to 999 employees	2	X	X	X
	Establishments with 1,000 employees or more	—	X	X	X
517212	Cellular and other wireless telecommunications				
	All establishments	21	g	D	D
	Establishments with 1 to 4 employees	9	X	X	X
	Establishments with 5 to 9 employees	4	X	X	X
	Establishments with 10 to 19 employees	4	X	X	X
	Establishments with 20 to 49 employees	—	X	X	X
	Establishments with 50 to 99 employees	1	X	X	X
	Establishments with 100 to 249 employees	1	X	X	X
	Establishments with 250 to 499 employees	—	X	X	X
	Establishments with 500 to 999 employees	2	X	X	X
	Establishments with 1,000 employees or more	—	X	X	X
5175	Cable and other program distribution				
	All establishments	11	e	D	D
	Establishments with 1 to 4 employees	4	X	X	X
	Establishments with 5 to 9 employees	2	X	X	X
	Establishments with 10 to 19 employees	1	X	X	X
	Establishments with 20 to 49 employees	1	X	X	X
	Establishments with 50 to 99 employees	2	X	X	X
	Establishments with 100 to 249 employees	1	X	X	X
	Establishments with 250 to 499 employees	—	X	X	X
	Establishments with 500 to 999 employees	—	X	X	X
	Establishments with 1,000 employees or more	—	X	X	X
51751	Cable and other program distribution				
	All establishments	11	e	D	D
	Establishments with 1 to 4 employees	4	X	X	X
	Establishments with 5 to 9 employees	2	X	X	X
	Establishments with 10 to 19 employees	1	X	X	X
	Establishments with 20 to 49 employees	1	X	X	X
	Establishments with 50 to 99 employees	2	X	X	X
	Establishments with 100 to 249 employees	1	X	X	X
	Establishments with 250 to 499 employees	—	X	X	X
	Establishments with 500 to 999 employees	—	X	X	X
	Establishments with 1,000 employees or more	—	X	X	X
517510	Cable and other program distribution				
	All establishments	11	e	D	D
	Establishments with 1 to 4 employees	4	X	X	X
	Establishments with 5 to 9 employees	2	X	X	X
	Establishments with 10 to 19 employees	1	X	X	X
	Establishments with 20 to 49 employees	1	X	X	X
	Establishments with 50 to 99 employees	2	X	X	X
	Establishments with 100 to 249 employees	1	X	X	X
	Establishments with 250 to 499 employees	—	X	X	X
	Establishments with 500 to 999 employees	—	X	X	X
	Establishments with 1,000 employees or more	—	X	X	X
518	Internet service providers, web search portals, and data processing services				
	All establishments	66	1 601	34 132	114 810
	Establishments with 1 to 4 employees	43	X	X	X
	Establishments with 5 to 9 employees	3	X	X	X
	Establishments with 10 to 19 employees	8	X	X	X
	Establishments with 20 to 49 employees	7	X	X	X
	Establishments with 50 to 99 employees	2	X	X	X
	Establishments with 100 to 249 employees	1	X	X	X
	Establishments with 250 to 499 employees	2	X	X	X
	Establishments with 500 to 999 employees	—	X	X	X
	Establishments with 1,000 employees or more	—	X	X	X

See footnotes at end of table.

Table 5. Establishments, Employees, and Payroll by Industry and Employment Size of Establishments by County: 2004—Con.

[Excludes most government employees, railroad employees, and self-employed persons. Size class 1 to 4 employees includes establishments having payroll, but no employees, during mid-March pay period. For meaning of abbreviations and symbols, see introductory text. For explanation of terms, see Appendix A. For statement on reliability, see the note at the end of the table and Appendix C]

NAICS code	Geography, kind of business, and employment size class	Establishments (number)	Paid employees for pay period including March 12 (number)	First-quarter payroll (\$1,000)	Annual payroll (\$1,000)
51	MORRIS—Con.				
	Information—Con.				
518	Internet service providers, web search portals, and data processing services—Con.				
5181	Internet service providers and web search portals				
	All establishments	9	330	7 847	23 684
	Establishments with 1 to 4 employees	4	X	X	X
	Establishments with 5 to 9 employees	2	X	X	X
	Establishments with 10 to 19 employees	—	X	X	X
	Establishments with 20 to 49 employees	1	X	X	X
	Establishments with 50 to 99 employees	1	X	X	X
	Establishments with 100 to 249 employees	1	X	X	X
	Establishments with 250 to 499 employees	—	X	X	X
	Establishments with 500 to 999 employees	—	X	X	X
	Establishments with 1,000 employees or more	—	X	X	X
51811	Internet service providers and web search portals				
	All establishments	9	330	7 847	23 684
	Establishments with 1 to 4 employees	4	X	X	X
	Establishments with 5 to 9 employees	2	X	X	X
	Establishments with 10 to 19 employees	—	X	X	X
	Establishments with 20 to 49 employees	1	X	X	X
	Establishments with 50 to 99 employees	1	X	X	X
	Establishments with 100 to 249 employees	1	X	X	X
	Establishments with 250 to 499 employees	—	X	X	X
	Establishments with 500 to 999 employees	—	X	X	X
	Establishments with 1,000 employees or more	—	X	X	X
518111	Internet service providers				
	All establishments	8	e	D	D
	Establishments with 1 to 4 employees	4	X	X	X
	Establishments with 5 to 9 employees	2	X	X	X
	Establishments with 10 to 19 employees	—	X	X	X
	Establishments with 20 to 49 employees	—	X	X	X
	Establishments with 50 to 99 employees	1	X	X	X
	Establishments with 100 to 249 employees	1	X	X	X
	Establishments with 250 to 499 employees	—	X	X	X
	Establishments with 500 to 999 employees	—	X	X	X
	Establishments with 1,000 employees or more	—	X	X	X
5182	Data processing, hosting, and related services				
	All establishments	57	1 271	26 285	91 126
	Establishments with 1 to 4 employees	39	X	X	X
	Establishments with 5 to 9 employees	1	X	X	X
	Establishments with 10 to 19 employees	8	X	X	X
	Establishments with 20 to 49 employees	6	X	X	X
	Establishments with 50 to 99 employees	1	X	X	X
	Establishments with 100 to 249 employees	—	X	X	X
	Establishments with 250 to 499 employees	2	X	X	X
	Establishments with 500 to 999 employees	—	X	X	X
	Establishments with 1,000 employees or more	—	X	X	X
51821	Data processing, hosting, and related services				
	All establishments	57	1 271	26 285	91 126
	Establishments with 1 to 4 employees	39	X	X	X
	Establishments with 5 to 9 employees	1	X	X	X
	Establishments with 10 to 19 employees	8	X	X	X
	Establishments with 20 to 49 employees	6	X	X	X
	Establishments with 50 to 99 employees	1	X	X	X
	Establishments with 100 to 249 employees	—	X	X	X
	Establishments with 250 to 499 employees	2	X	X	X
	Establishments with 500 to 999 employees	—	X	X	X
	Establishments with 1,000 employees or more	—	X	X	X
518210	Data processing, hosting, and related services				
	All establishments	57	1 271	26 285	91 126
	Establishments with 1 to 4 employees	39	X	X	X
	Establishments with 5 to 9 employees	1	X	X	X
	Establishments with 10 to 19 employees	8	X	X	X
	Establishments with 20 to 49 employees	6	X	X	X
	Establishments with 50 to 99 employees	1	X	X	X
	Establishments with 100 to 249 employees	—	X	X	X
	Establishments with 250 to 499 employees	2	X	X	X
	Establishments with 500 to 999 employees	—	X	X	X
	Establishments with 1,000 employees or more	—	X	X	X
519	Other information services				
	All establishments	12	120	515	3 164
	Establishments with 1 to 4 employees	4	X	X	X
	Establishments with 5 to 9 employees	3	X	X	X
	Establishments with 10 to 19 employees	4	X	X	X
	Establishments with 20 to 49 employees	1	X	X	X
	Establishments with 50 to 99 employees	—	X	X	X
	Establishments with 100 to 249 employees	—	X	X	X
	Establishments with 250 to 499 employees	—	X	X	X
	Establishments with 500 to 999 employees	—	X	X	X
	Establishments with 1,000 employees or more	—	X	X	X

See footnotes at end of table.

Table 5. **Establishments, Employees, and Payroll by Industry and Employment Size of Establishments by County: 2004—Con.**

[Excludes most government employees, railroad employees, and self-employed persons. Size class 1 to 4 employees includes establishments having payroll, but no employees, during mid-March pay period. For meaning of abbreviations and symbols, see introductory text. For explanation of terms, see Appendix A. For statement on reliability, see the note at the end of the table and Appendix C]

NAICS code	Geography, kind of business, and employment size class	Establishments (number)	Paid employees for pay period including March 12 (number)	First-quarter payroll (\$1,000)	Annual payroll (\$1,000)
MORRIS—Con.					
51	Information—Con.				
519	Other information services—Con.				
5191	Other information services				
	All establishments	12	120	515	3 164
	Establishments with 1 to 4 employees	4	X	X	X
	Establishments with 5 to 9 employees	3	X	X	X
	Establishments with 10 to 19 employees	4	X	X	X
	Establishments with 20 to 49 employees	1	X	X	X
	Establishments with 50 to 99 employees	—	X	X	X
	Establishments with 100 to 249 employees	—	X	X	X
	Establishments with 250 to 499 employees	—	X	X	X
	Establishments with 500 to 999 employees	—	X	X	X
	Establishments with 1,000 employees or more	—	X	X	X
51912	Libraries and archives				
	All establishments	10	c	D	D
	Establishments with 1 to 4 employees	3	X	X	X
	Establishments with 5 to 9 employees	2	X	X	X
	Establishments with 10 to 19 employees	4	X	X	X
	Establishments with 20 to 49 employees	1	X	X	X
	Establishments with 50 to 99 employees	—	X	X	X
	Establishments with 100 to 249 employees	—	X	X	X
	Establishments with 250 to 499 employees	—	X	X	X
	Establishments with 500 to 999 employees	—	X	X	X
	Establishments with 1,000 employees or more	—	X	X	X
519120	Libraries and archives				
	All establishments	10	c	D	D
	Establishments with 1 to 4 employees	3	X	X	X
	Establishments with 5 to 9 employees	2	X	X	X
	Establishments with 10 to 19 employees	4	X	X	X
	Establishments with 20 to 49 employees	1	X	X	X
	Establishments with 50 to 99 employees	—	X	X	X
	Establishments with 100 to 249 employees	—	X	X	X
	Establishments with 250 to 499 employees	—	X	X	X
	Establishments with 500 to 999 employees	—	X	X	X
	Establishments with 1,000 employees or more	—	X	X	X
52	Finance and insurance				
	All establishments	1 092	20 667	455 029	1 637 640
	Establishments with 1 to 4 employees	553	X	X	X
	Establishments with 5 to 9 employees	252	X	X	X
	Establishments with 10 to 19 employees	138	X	X	X
	Establishments with 20 to 49 employees	86	X	X	X
	Establishments with 50 to 99 employees	28	X	X	X
	Establishments with 100 to 249 employees	21	X	X	X
	Establishments with 250 to 499 employees	12	X	X	X
	Establishments with 500 to 999 employees	1	X	X	X
	Establishments with 1,000 employees or more	1	X	X	X
522	Credit intermediation and related activities				
	All establishments	413	4 559	63 271	248 422
	Establishments with 1 to 4 employees	129	X	X	X
	Establishments with 5 to 9 employees	160	X	X	X
	Establishments with 10 to 19 employees	72	X	X	X
	Establishments with 20 to 49 employees	44	X	X	X
	Establishments with 50 to 99 employees	7	X	X	X
	Establishments with 100 to 249 employees	—	X	X	X
	Establishments with 250 to 499 employees	1	X	X	X
	Establishments with 500 to 999 employees	—	X	X	X
	Establishments with 1,000 employees or more	—	X	X	X
5221	Depository credit intermediation				
	All establishments	263	3 093	38 403	133 796
	Establishments with 1 to 4 employees	49	X	X	X
	Establishments with 5 to 9 employees	131	X	X	X
	Establishments with 10 to 19 employees	52	X	X	X
	Establishments with 20 to 49 employees	28	X	X	X
	Establishments with 50 to 99 employees	2	X	X	X
	Establishments with 100 to 249 employees	—	X	X	X
	Establishments with 250 to 499 employees	1	X	X	X
	Establishments with 500 to 999 employees	—	X	X	X
	Establishments with 1,000 employees or more	—	X	X	X
52211	Commercial banking				
	All establishments	190	2 502	33 248	113 306
	Establishments with 1 to 4 employees	27	X	X	X
	Establishments with 5 to 9 employees	97	X	X	X
	Establishments with 10 to 19 employees	41	X	X	X
	Establishments with 20 to 49 employees	22	X	X	X
	Establishments with 50 to 99 employees	2	X	X	X
	Establishments with 100 to 249 employees	—	X	X	X
	Establishments with 250 to 499 employees	1	X	X	X
	Establishments with 500 to 999 employees	—	X	X	X
	Establishments with 1,000 employees or more	—	X	X	X

See footnotes at end of table.

Table 5. Establishments, Employees, and Payroll by Industry and Employment Size of Establishments by County: 2004—Con.

[Excludes most government employees, railroad employees, and self-employed persons. Size class 1 to 4 employees includes establishments having payroll, but no employees, during mid-March pay period. For meaning of abbreviations and symbols, see introductory text. For explanation of terms, see Appendix A. For statement on reliability, see the note at the end of the table and Appendix C]

NAICS code	Geography, kind of business, and employment size class	Establishments (number)	Paid employees for pay period including March 12 (number)	First-quarter payroll (\$1,000)	Annual payroll (\$1,000)
52	MORRIS—Con.				
	Finance and insurance—Con.				
522	Credit intermediation and related activities—Con.				
5221	Depository credit intermediation—Con.				
52211	Commercial banking—Con.				
522110	Commercial banking				
	All establishments	190	2 502	33 248	113 306
	Establishments with 1 to 4 employees	27	X	X	X
	Establishments with 5 to 9 employees	97	X	X	X
	Establishments with 10 to 19 employees	41	X	X	X
	Establishments with 20 to 49 employees	22	X	X	X
	Establishments with 50 to 99 employees	2	X	X	X
	Establishments with 100 to 249 employees	—	X	X	X
	Establishments with 250 to 499 employees	1	X	X	X
	Establishments with 500 to 999 employees	—	X	X	X
	Establishments with 1,000 employees or more	—	X	X	X
52212	Savings institutions				
	All establishments	49	388	3 199	12 764
	Establishments with 1 to 4 employees	10	X	X	X
	Establishments with 5 to 9 employees	29	X	X	X
	Establishments with 10 to 19 employees	7	X	X	X
	Establishments with 20 to 49 employees	3	X	X	X
	Establishments with 50 to 99 employees	—	X	X	X
	Establishments with 100 to 249 employees	—	X	X	X
	Establishments with 250 to 499 employees	—	X	X	X
	Establishments with 500 to 999 employees	—	X	X	X
	Establishments with 1,000 employees or more	—	X	X	X
522120	Savings institutions				
	All establishments	49	388	3 199	12 764
	Establishments with 1 to 4 employees	10	X	X	X
	Establishments with 5 to 9 employees	29	X	X	X
	Establishments with 10 to 19 employees	7	X	X	X
	Establishments with 20 to 49 employees	3	X	X	X
	Establishments with 50 to 99 employees	—	X	X	X
	Establishments with 100 to 249 employees	—	X	X	X
	Establishments with 250 to 499 employees	—	X	X	X
	Establishments with 500 to 999 employees	—	X	X	X
	Establishments with 1,000 employees or more	—	X	X	X
52213	Credit unions				
	All establishments	24	203	1 956	7 726
	Establishments with 1 to 4 employees	12	X	X	X
	Establishments with 5 to 9 employees	5	X	X	X
	Establishments with 10 to 19 employees	4	X	X	X
	Establishments with 20 to 49 employees	3	X	X	X
	Establishments with 50 to 99 employees	—	X	X	X
	Establishments with 100 to 249 employees	—	X	X	X
	Establishments with 250 to 499 employees	—	X	X	X
	Establishments with 500 to 999 employees	—	X	X	X
	Establishments with 1,000 employees or more	—	X	X	X
522130	Credit unions				
	All establishments	24	203	1 956	7 726
	Establishments with 1 to 4 employees	12	X	X	X
	Establishments with 5 to 9 employees	5	X	X	X
	Establishments with 10 to 19 employees	4	X	X	X
	Establishments with 20 to 49 employees	3	X	X	X
	Establishments with 50 to 99 employees	—	X	X	X
	Establishments with 100 to 249 employees	—	X	X	X
	Establishments with 250 to 499 employees	—	X	X	X
	Establishments with 500 to 999 employees	—	X	X	X
	Establishments with 1,000 employees or more	—	X	X	X
5222	Nondepository credit intermediation				
	All establishments	102	1 097	19 580	90 916
	Establishments with 1 to 4 employees	51	X	X	X
	Establishments with 5 to 9 employees	19	X	X	X
	Establishments with 10 to 19 employees	17	X	X	X
	Establishments with 20 to 49 employees	11	X	X	X
	Establishments with 50 to 99 employees	4	X	X	X
	Establishments with 100 to 249 employees	—	X	X	X
	Establishments with 250 to 499 employees	—	X	X	X
	Establishments with 500 to 999 employees	—	X	X	X
	Establishments with 1,000 employees or more	—	X	X	X
52222	Sales financing				
	All establishments	24	c	D	D
	Establishments with 1 to 4 employees	15	X	X	X
	Establishments with 5 to 9 employees	4	X	X	X
	Establishments with 10 to 19 employees	3	X	X	X
	Establishments with 20 to 49 employees	2	X	X	X
	Establishments with 50 to 99 employees	—	X	X	X
	Establishments with 100 to 249 employees	—	X	X	X
	Establishments with 250 to 499 employees	—	X	X	X
	Establishments with 500 to 999 employees	—	X	X	X
	Establishments with 1,000 employees or more	—	X	X	X

See footnotes at end of table.

Table 5. Establishments, Employees, and Payroll by Industry and Employment Size of Establishments by County: 2004—Con.

[Excludes most government employees, railroad employees, and self-employed persons. Size class 1 to 4 employees includes establishments having payroll, but no employees, during mid-March pay period. For meaning of abbreviations and symbols, see introductory text. For explanation of terms, see Appendix A. For statement on reliability, see the note at the end of the table and Appendix C]

NAICS code	Geography, kind of business, and employment size class	Establishments (number)	Paid employees for pay period including March 12 (number)	First-quarter payroll (\$1,000)	Annual payroll (\$1,000)
52	MORRIS—Con.				
	Finance and insurance—Con.				
522	Credit intermediation and related activities—Con.				
5222	Nondepository credit intermediation—Con.				
52222	Sales financing—Con.				
522220	Sales financing				
	All establishments	24	c	D	D
	Establishments with 1 to 4 employees	15	X	X	X
	Establishments with 5 to 9 employees	4	X	X	X
	Establishments with 10 to 19 employees	3	X	X	X
	Establishments with 20 to 49 employees	2	X	X	X
	Establishments with 50 to 99 employees	—	X	X	X
	Establishments with 100 to 249 employees	—	X	X	X
	Establishments with 250 to 499 employees	—	X	X	X
	Establishments with 500 to 999 employees	—	X	X	X
	Establishments with 1,000 employees or more	—	X	X	X
52229	Other nondepository credit intermediation				
	All establishments	77	918	14 733	75 010
	Establishments with 1 to 4 employees	35	X	X	X
	Establishments with 5 to 9 employees	15	X	X	X
	Establishments with 10 to 19 employees	14	X	X	X
	Establishments with 20 to 49 employees	9	X	X	X
	Establishments with 50 to 99 employees	4	X	X	X
	Establishments with 100 to 249 employees	—	X	X	X
	Establishments with 250 to 499 employees	—	X	X	X
	Establishments with 500 to 999 employees	—	X	X	X
	Establishments with 1,000 employees or more	—	X	X	X
522292	Real estate credit				
	All establishments	65	870	14 171	72 204
	Establishments with 1 to 4 employees	28	X	X	X
	Establishments with 5 to 9 employees	10	X	X	X
	Establishments with 10 to 19 employees	14	X	X	X
	Establishments with 20 to 49 employees	9	X	X	X
	Establishments with 50 to 99 employees	4	X	X	X
	Establishments with 100 to 249 employees	—	X	X	X
	Establishments with 250 to 499 employees	—	X	X	X
	Establishments with 500 to 999 employees	—	X	X	X
	Establishments with 1,000 employees or more	—	X	X	X
5223	Activities related to credit intermediation				
	All establishments	48	369	5 288	23 710
	Establishments with 1 to 4 employees	29	X	X	X
	Establishments with 5 to 9 employees	10	X	X	X
	Establishments with 10 to 19 employees	3	X	X	X
	Establishments with 20 to 49 employees	5	X	X	X
	Establishments with 50 to 99 employees	1	X	X	X
	Establishments with 100 to 249 employees	—	X	X	X
	Establishments with 250 to 499 employees	—	X	X	X
	Establishments with 500 to 999 employees	—	X	X	X
	Establishments with 1,000 employees or more	—	X	X	X
52231	Mortgage and nonmortgage loan brokers				
	All establishments	27	183	2 400	11 176
	Establishments with 1 to 4 employees	18	X	X	X
	Establishments with 5 to 9 employees	4	X	X	X
	Establishments with 10 to 19 employees	3	X	X	X
	Establishments with 20 to 49 employees	1	X	X	X
	Establishments with 50 to 99 employees	1	X	X	X
	Establishments with 100 to 249 employees	—	X	X	X
	Establishments with 250 to 499 employees	—	X	X	X
	Establishments with 500 to 999 employees	—	X	X	X
	Establishments with 1,000 employees or more	—	X	X	X
522310	Mortgage and nonmortgage loan brokers				
	All establishments	27	183	2 400	11 176
	Establishments with 1 to 4 employees	18	X	X	X
	Establishments with 5 to 9 employees	4	X	X	X
	Establishments with 10 to 19 employees	3	X	X	X
	Establishments with 20 to 49 employees	1	X	X	X
	Establishments with 50 to 99 employees	1	X	X	X
	Establishments with 100 to 249 employees	—	X	X	X
	Establishments with 250 to 499 employees	—	X	X	X
	Establishments with 500 to 999 employees	—	X	X	X
	Establishments with 1,000 employees or more	—	X	X	X
52239	Other activities related to credit intermediation				
	All establishments	11	135	2 228	9 408
	Establishments with 1 to 4 employees	6	X	X	X
	Establishments with 5 to 9 employees	2	X	X	X
	Establishments with 10 to 19 employees	—	X	X	X
	Establishments with 20 to 49 employees	3	X	X	X
	Establishments with 50 to 99 employees	—	X	X	X
	Establishments with 100 to 249 employees	—	X	X	X
	Establishments with 250 to 499 employees	—	X	X	X
	Establishments with 500 to 999 employees	—	X	X	X
	Establishments with 1,000 employees or more	—	X	X	X

See footnotes at end of table.

Table 5. Establishments, Employees, and Payroll by Industry and Employment Size of Establishments by County: 2004—Con.

[Excludes most government employees, railroad employees, and self-employed persons. Size class 1 to 4 employees includes establishments having payroll, but no employees, during mid-March pay period. For meaning of abbreviations and symbols, see introductory text. For explanation of terms, see Appendix A. For statement on reliability, see the note at the end of the table and Appendix C]

NAICS code	Geography, kind of business, and employment size class	Establishments (number)	Paid employees for pay period including March 12 (number)	First-quarter payroll (\$1,000)	Annual payroll (\$1,000)
52	MORRIS—Con.				
	Finance and insurance—Con.				
522	Credit intermediation and related activities—Con.				
5223	Activities related to credit intermediation—Con.				
52239	Other activities related to credit intermediation—Con.				
522390	Other activities related to credit intermediation				
	All establishments	11	135	2 228	9 408
	Establishments with 1 to 4 employees	6	X	X	X
	Establishments with 5 to 9 employees	2	X	X	X
	Establishments with 10 to 19 employees	—	X	X	X
	Establishments with 20 to 49 employees	3	X	X	X
	Establishments with 50 to 99 employees	—	X	X	X
	Establishments with 100 to 249 employees	—	X	X	X
	Establishments with 250 to 499 employees	—	X	X	X
	Establishments with 500 to 999 employees	—	X	X	X
	Establishments with 1,000 employees or more	—	X	X	X
523	Securities, commodity contracts, other financial investments, and related activities				
	All establishments	279	4 043	145 456	529 688
	Establishments with 1 to 4 employees	203	X	X	X
	Establishments with 5 to 9 employees	30	X	X	X
	Establishments with 10 to 19 employees	17	X	X	X
	Establishments with 20 to 49 employees	13	X	X	X
	Establishments with 50 to 99 employees	8	X	X	X
	Establishments with 100 to 249 employees	6	X	X	X
	Establishments with 250 to 499 employees	1	X	X	X
	Establishments with 500 to 999 employees	1	X	X	X
	Establishments with 1,000 employees or more	—	X	X	X
5231	Securities and commodity contracts intermediation and brokerage				
	All establishments	138	2 996	114 654	373 503
	Establishments with 1 to 4 employees	95	X	X	X
	Establishments with 5 to 9 employees	15	X	X	X
	Establishments with 10 to 19 employees	8	X	X	X
	Establishments with 20 to 49 employees	8	X	X	X
	Establishments with 50 to 99 employees	6	X	X	X
	Establishments with 100 to 249 employees	4	X	X	X
	Establishments with 250 to 499 employees	1	X	X	X
	Establishments with 500 to 999 employees	1	X	X	X
	Establishments with 1,000 employees or more	—	X	X	X
52311	Investment banking and securities dealing				
	All establishments	47	1 003	35 728	137 296
	Establishments with 1 to 4 employees	38	X	X	X
	Establishments with 5 to 9 employees	1	X	X	X
	Establishments with 10 to 19 employees	2	X	X	X
	Establishments with 20 to 49 employees	1	X	X	X
	Establishments with 50 to 99 employees	3	X	X	X
	Establishments with 100 to 249 employees	1	X	X	X
	Establishments with 250 to 499 employees	1	X	X	X
	Establishments with 500 to 999 employees	—	X	X	X
	Establishments with 1,000 employees or more	—	X	X	X
523110	Investment banking and securities dealing				
	All establishments	47	1 003	35 728	137 296
	Establishments with 1 to 4 employees	38	X	X	X
	Establishments with 5 to 9 employees	1	X	X	X
	Establishments with 10 to 19 employees	2	X	X	X
	Establishments with 20 to 49 employees	1	X	X	X
	Establishments with 50 to 99 employees	3	X	X	X
	Establishments with 100 to 249 employees	1	X	X	X
	Establishments with 250 to 499 employees	1	X	X	X
	Establishments with 500 to 999 employees	—	X	X	X
	Establishments with 1,000 employees or more	—	X	X	X
52312	Securities brokerage				
	All establishments	82	1 971	78 520	234 396
	Establishments with 1 to 4 employees	49	X	X	X
	Establishments with 5 to 9 employees	13	X	X	X
	Establishments with 10 to 19 employees	6	X	X	X
	Establishments with 20 to 49 employees	7	X	X	X
	Establishments with 50 to 99 employees	3	X	X	X
	Establishments with 100 to 249 employees	3	X	X	X
	Establishments with 250 to 499 employees	—	X	X	X
	Establishments with 500 to 999 employees	1	X	X	X
	Establishments with 1,000 employees or more	—	X	X	X
523120	Securities brokerage				
	All establishments	82	1 971	78 520	234 396
	Establishments with 1 to 4 employees	49	X	X	X
	Establishments with 5 to 9 employees	13	X	X	X
	Establishments with 10 to 19 employees	6	X	X	X
	Establishments with 20 to 49 employees	7	X	X	X
	Establishments with 50 to 99 employees	3	X	X	X
	Establishments with 100 to 249 employees	3	X	X	X
	Establishments with 250 to 499 employees	—	X	X	X

See footnotes at end of table.

Table 5. Establishments, Employees, and Payroll by Industry and Employment Size of Establishments by County: 2004—Con.

[Excludes most government employees, railroad employees, and self-employed persons. Size class 1 to 4 employees includes establishments having payroll, but no employees, during mid-March pay period. For meaning of abbreviations and symbols, see introductory text. For explanation of terms, see Appendix A. For statement on reliability, see the note at the end of the table and Appendix C]

NAICS code	Geography, kind of business, and employment size class	Establishments (number)	Paid employees for pay period including March 12 (number)	First-quarter payroll (\$1,000)	Annual payroll (\$1,000)
	MORRIS—Con.				
52	Finance and insurance—Con.				
523	Securities, commodity contracts, other financial investments, and related activities—Con.				
5231	Securities and commodity contracts intermediation and brokerage—Con.				
52312	Securities brokerage—Con.				
523120	Securities brokerage—Con.				
	All establishments—Con.				
	Establishments with 500 to 999 employees	1	X	X	X
	Establishments with 1,000 employees or more	—	X	X	X
5239	Other financial investment activities				
	All establishments	141	1 047	30 802	156 185
	Establishments with 1 to 4 employees	108	X	X	X
	Establishments with 5 to 9 employees	15	X	X	X
	Establishments with 10 to 19 employees	9	X	X	X
	Establishments with 20 to 49 employees	5	X	X	X
	Establishments with 50 to 99 employees	2	X	X	X
	Establishments with 100 to 249 employees	2	X	X	X
	Establishments with 250 to 499 employees	—	X	X	X
	Establishments with 500 to 999 employees	—	X	X	X
	Establishments with 1,000 employees or more	—	X	X	X
52392	Portfolio management				
	All establishments	67	445	11 005	77 382
	Establishments with 1 to 4 employees	46	X	X	X
	Establishments with 5 to 9 employees	10	X	X	X
	Establishments with 10 to 19 employees	6	X	X	X
	Establishments with 20 to 49 employees	4	X	X	X
	Establishments with 50 to 99 employees	1	X	X	X
	Establishments with 100 to 249 employees	—	X	X	X
	Establishments with 250 to 499 employees	—	X	X	X
	Establishments with 500 to 999 employees	—	X	X	X
	Establishments with 1,000 employees or more	—	X	X	X
523920	Portfolio management				
	All establishments	67	445	11 005	77 382
	Establishments with 1 to 4 employees	46	X	X	X
	Establishments with 5 to 9 employees	10	X	X	X
	Establishments with 10 to 19 employees	6	X	X	X
	Establishments with 20 to 49 employees	4	X	X	X
	Establishments with 50 to 99 employees	1	X	X	X
	Establishments with 100 to 249 employees	—	X	X	X
	Establishments with 250 to 499 employees	—	X	X	X
	Establishments with 500 to 999 employees	—	X	X	X
	Establishments with 1,000 employees or more	—	X	X	X
52393	Investment advice				
	All establishments	61	376	10 928	43 001
	Establishments with 1 to 4 employees	54	X	X	X
	Establishments with 5 to 9 employees	2	X	X	X
	Establishments with 10 to 19 employees	3	X	X	X
	Establishments with 20 to 49 employees	—	X	X	X
	Establishments with 50 to 99 employees	1	X	X	X
	Establishments with 100 to 249 employees	1	X	X	X
	Establishments with 250 to 499 employees	—	X	X	X
	Establishments with 500 to 999 employees	—	X	X	X
	Establishments with 1,000 employees or more	—	X	X	X
523930	Investment advice				
	All establishments	61	376	10 928	43 001
	Establishments with 1 to 4 employees	54	X	X	X
	Establishments with 5 to 9 employees	2	X	X	X
	Establishments with 10 to 19 employees	3	X	X	X
	Establishments with 20 to 49 employees	—	X	X	X
	Establishments with 50 to 99 employees	1	X	X	X
	Establishments with 100 to 249 employees	1	X	X	X
	Establishments with 250 to 499 employees	—	X	X	X
	Establishments with 500 to 999 employees	—	X	X	X
	Establishments with 1,000 employees or more	—	X	X	X
52399	All other financial investment activities				
	All establishments	6	c	D	D
	Establishments with 1 to 4 employees	3	X	X	X
	Establishments with 5 to 9 employees	1	X	X	X
	Establishments with 10 to 19 employees	—	X	X	X
	Establishments with 20 to 49 employees	1	X	X	X
	Establishments with 50 to 99 employees	—	X	X	X
	Establishments with 100 to 249 employees	1	X	X	X
	Establishments with 250 to 499 employees	—	X	X	X
	Establishments with 500 to 999 employees	—	X	X	X
	Establishments with 1,000 employees or more	—	X	X	X

See footnotes at end of table.

Table 5. Establishments, Employees, and Payroll by Industry and Employment Size of Establishments by County: 2004—Con.

[Excludes most government employees, railroad employees, and self-employed persons. Size class 1 to 4 employees includes establishments having payroll, but no employees, during mid-March pay period. For meaning of abbreviations and symbols, see introductory text. For explanation of terms, see Appendix A. For statement on reliability, see the note at the end of the table and Appendix C]

NAICS code	Geography, kind of business, and employment size class	Establishments (number)	Paid employees for pay period including March 12 (number)	First-quarter payroll (\$1,000)	Annual payroll (\$1,000)
52	MORRIS—Con.				
	Finance and insurance—Con.				
523	Securities, commodity contracts, other financial investments, and related activities—Con.				
5239	Other financial investment activities—Con.				
52399	All other financial investment activities—Con.				
523991	Trust, fiduciary, and custody activities				
	All establishments	5	c	D	D
	Establishments with 1 to 4 employees	3	X	X	X
	Establishments with 5 to 9 employees	—	X	X	X
	Establishments with 10 to 19 employees	—	X	X	X
	Establishments with 20 to 49 employees	1	X	X	X
	Establishments with 50 to 99 employees	—	X	X	X
	Establishments with 100 to 249 employees	1	X	X	X
	Establishments with 250 to 499 employees	—	X	X	X
	Establishments with 500 to 999 employees	—	X	X	X
	Establishments with 1,000 employees or more	—	X	X	X
524	Insurance carriers and related activities				
	All establishments	394	12 055	245 994	857 927
	Establishments with 1 to 4 employees	215	X	X	X
	Establishments with 5 to 9 employees	62	X	X	X
	Establishments with 10 to 19 employees	49	X	X	X
	Establishments with 20 to 49 employees	29	X	X	X
	Establishments with 50 to 99 employees	13	X	X	X
	Establishments with 100 to 249 employees	15	X	X	X
	Establishments with 250 to 499 employees	10	X	X	X
	Establishments with 500 to 999 employees	—	X	X	X
	Establishments with 1,000 employees or more	1	X	X	X
5241	Insurance carriers				
	All establishments	112	8 362	184 002	601 580
	Establishments with 1 to 4 employees	46	X	X	X
	Establishments with 5 to 9 employees	16	X	X	X
	Establishments with 10 to 19 employees	13	X	X	X
	Establishments with 20 to 49 employees	13	X	X	X
	Establishments with 50 to 99 employees	5	X	X	X
	Establishments with 100 to 249 employees	10	X	X	X
	Establishments with 250 to 499 employees	8	X	X	X
	Establishments with 500 to 999 employees	—	X	X	X
	Establishments with 1,000 employees or more	1	X	X	X
52411	Direct life, health, and medical insurance carriers				
	All establishments	41	1 889	65 319	165 171
	Establishments with 1 to 4 employees	16	X	X	X
	Establishments with 5 to 9 employees	8	X	X	X
	Establishments with 10 to 19 employees	5	X	X	X
	Establishments with 20 to 49 employees	4	X	X	X
	Establishments with 50 to 99 employees	3	X	X	X
	Establishments with 100 to 249 employees	2	X	X	X
	Establishments with 250 to 499 employees	3	X	X	X
	Establishments with 500 to 999 employees	—	X	X	X
	Establishments with 1,000 employees or more	—	X	X	X
524113	Direct life insurance carriers				
	All establishments	32	1 523	58 672	144 769
	Establishments with 1 to 4 employees	12	X	X	X
	Establishments with 5 to 9 employees	4	X	X	X
	Establishments with 10 to 19 employees	5	X	X	X
	Establishments with 20 to 49 employees	4	X	X	X
	Establishments with 50 to 99 employees	3	X	X	X
	Establishments with 100 to 249 employees	2	X	X	X
	Establishments with 250 to 499 employees	2	X	X	X
	Establishments with 500 to 999 employees	—	X	X	X
	Establishments with 1,000 employees or more	—	X	X	X
524114	Direct health and medical insurance carriers				
	All establishments	9	366	6 647	20 402
	Establishments with 1 to 4 employees	4	X	X	X
	Establishments with 5 to 9 employees	4	X	X	X
	Establishments with 10 to 19 employees	—	X	X	X
	Establishments with 20 to 49 employees	—	X	X	X
	Establishments with 50 to 99 employees	—	X	X	X
	Establishments with 100 to 249 employees	—	X	X	X
	Establishments with 250 to 499 employees	1	X	X	X
	Establishments with 500 to 999 employees	—	X	X	X
	Establishments with 1,000 employees or more	—	X	X	X
52412	Direct insurance (except life, health, and medical) carriers				
	All establishments	66	6 157	108 826	406 030
	Establishments with 1 to 4 employees	29	X	X	X
	Establishments with 5 to 9 employees	8	X	X	X
	Establishments with 10 to 19 employees	8	X	X	X
	Establishments with 20 to 49 employees	6	X	X	X
	Establishments with 50 to 99 employees	2	X	X	X
	Establishments with 100 to 249 employees	7	X	X	X
	Establishments with 250 to 499 employees	5	X	X	X

See footnotes at end of table.

Table 5. Establishments, Employees, and Payroll by Industry and Employment Size of Establishments by County: 2004—Con.

[Excludes most government employees, railroad employees, and self-employed persons. Size class 1 to 4 employees includes establishments having payroll, but no employees, during mid-March pay period. For meaning of abbreviations and symbols, see introductory text. For explanation of terms, see Appendix A. For statement on reliability, see the note at the end of the table and Appendix C]

NAICS code	Geography, kind of business, and employment size class	Establishments (number)	Paid employees for pay period including March 12 (number)	First-quarter payroll (\$1,000)	Annual payroll (\$1,000)
	MORRIS—Con.				
52	Finance and insurance—Con.				
524	Insurance carriers and related activities—Con.				
5241	Insurance carriers—Con.				
52412	Direct insurance (except life, health, and medical) carriers—Con.				
	All establishments—Con.				
	Establishments with 500 to 999 employees	—	X	X	X
	Establishments with 1,000 employees or more	1	X	X	X
524126	Direct property and casualty insurance carriers				
	All establishments	47	6 101	107 974	402 615
	Establishments with 1 to 4 employees	14	X	X	X
	Establishments with 5 to 9 employees	7	X	X	X
	Establishments with 10 to 19 employees	5	X	X	X
	Establishments with 20 to 49 employees	6	X	X	X
	Establishments with 50 to 99 employees	2	X	X	X
	Establishments with 100 to 249 employees	7	X	X	X
	Establishments with 250 to 499 employees	5	X	X	X
	Establishments with 500 to 999 employees	—	X	X	X
	Establishments with 1,000 employees or more	1	X	X	X
52413	Reinsurance carriers				
	All establishments	5	316	9 857	30 379
	Establishments with 1 to 4 employees	1	X	X	X
	Establishments with 5 to 9 employees	—	X	X	X
	Establishments with 10 to 19 employees	—	X	X	X
	Establishments with 20 to 49 employees	3	X	X	X
	Establishments with 50 to 99 employees	—	X	X	X
	Establishments with 100 to 249 employees	1	X	X	X
	Establishments with 250 to 499 employees	—	X	X	X
	Establishments with 500 to 999 employees	—	X	X	X
	Establishments with 1,000 employees or more	—	X	X	X
524130	Reinsurance carriers				
	All establishments	5	316	9 857	30 379
	Establishments with 1 to 4 employees	1	X	X	X
	Establishments with 5 to 9 employees	—	X	X	X
	Establishments with 10 to 19 employees	—	X	X	X
	Establishments with 20 to 49 employees	3	X	X	X
	Establishments with 50 to 99 employees	—	X	X	X
	Establishments with 100 to 249 employees	1	X	X	X
	Establishments with 250 to 499 employees	—	X	X	X
	Establishments with 500 to 999 employees	—	X	X	X
	Establishments with 1,000 employees or more	—	X	X	X
5242	Agencies, brokerages, and other insurance related activities				
	All establishments	282	3 693	61 992	256 347
	Establishments with 1 to 4 employees	169	X	X	X
	Establishments with 5 to 9 employees	46	X	X	X
	Establishments with 10 to 19 employees	36	X	X	X
	Establishments with 20 to 49 employees	16	X	X	X
	Establishments with 50 to 99 employees	8	X	X	X
	Establishments with 100 to 249 employees	5	X	X	X
	Establishments with 250 to 499 employees	2	X	X	X
	Establishments with 500 to 999 employees	—	X	X	X
	Establishments with 1,000 employees or more	—	X	X	X
52421	Insurance agencies and brokerages				
	All establishments	227	2 269	38 595	162 394
	Establishments with 1 to 4 employees	141	X	X	X
	Establishments with 5 to 9 employees	41	X	X	X
	Establishments with 10 to 19 employees	27	X	X	X
	Establishments with 20 to 49 employees	10	X	X	X
	Establishments with 50 to 99 employees	5	X	X	X
	Establishments with 100 to 249 employees	2	X	X	X
	Establishments with 250 to 499 employees	1	X	X	X
	Establishments with 500 to 999 employees	—	X	X	X
	Establishments with 1,000 employees or more	—	X	X	X
524210	Insurance agencies and brokerages				
	All establishments	227	2 269	38 595	162 394
	Establishments with 1 to 4 employees	141	X	X	X
	Establishments with 5 to 9 employees	41	X	X	X
	Establishments with 10 to 19 employees	27	X	X	X
	Establishments with 20 to 49 employees	10	X	X	X
	Establishments with 50 to 99 employees	5	X	X	X
	Establishments with 100 to 249 employees	2	X	X	X
	Establishments with 250 to 499 employees	1	X	X	X
	Establishments with 500 to 999 employees	—	X	X	X
	Establishments with 1,000 employees or more	—	X	X	X

See footnotes at end of table.

Table 5. Establishments, Employees, and Payroll by Industry and Employment Size of Establishments by County: 2004—Con.

[Excludes most government employees, railroad employees, and self-employed persons. Size class 1 to 4 employees includes establishments having payroll, but no employees, during mid-March pay period. For meaning of abbreviations and symbols, see introductory text. For explanation of terms, see Appendix A. For statement on reliability, see the note at the end of the table and Appendix C]

NAICS code	Geography, kind of business, and employment size class	Establishments (number)	Paid employees for pay period including March 12 (number)	First-quarter payroll (\$1,000)	Annual payroll (\$1,000)
52	MORRIS—Con.				
	Finance and insurance—Con.				
524	Insurance carriers and related activities—Con.				
5242	Agencies, brokerages, and other insurance related activities—Con.				
52429	Other insurance related activities				
	All establishments	55	1 424	23 397	93 953
	Establishments with 1 to 4 employees	28	X	X	X
	Establishments with 5 to 9 employees	5	X	X	X
	Establishments with 10 to 19 employees	9	X	X	X
	Establishments with 20 to 49 employees	6	X	X	X
	Establishments with 50 to 99 employees	3	X	X	X
	Establishments with 100 to 249 employees	3	X	X	X
	Establishments with 250 to 499 employees	1	X	X	X
	Establishments with 500 to 999 employees	—	X	X	X
	Establishments with 1,000 employees or more	—	X	X	X
524291	Claims adjusting				
	All establishments	28	928	14 222	65 026
	Establishments with 1 to 4 employees	16	X	X	X
	Establishments with 5 to 9 employees	3	X	X	X
	Establishments with 10 to 19 employees	3	X	X	X
	Establishments with 20 to 49 employees	1	X	X	X
	Establishments with 50 to 99 employees	2	X	X	X
	Establishments with 100 to 249 employees	2	X	X	X
	Establishments with 250 to 499 employees	1	X	X	X
	Establishments with 500 to 999 employees	—	X	X	X
	Establishments with 1,000 employees or more	—	X	X	X
524292	Third party administration of insurance and pension funds/plans				
	All establishments	19	434	8 495	26 117
	Establishments with 1 to 4 employees	8	X	X	X
	Establishments with 5 to 9 employees	1	X	X	X
	Establishments with 10 to 19 employees	4	X	X	X
	Establishments with 20 to 49 employees	4	X	X	X
	Establishments with 50 to 99 employees	1	X	X	X
	Establishments with 100 to 249 employees	1	X	X	X
	Establishments with 250 to 499 employees	—	X	X	X
	Establishments with 500 to 999 employees	—	X	X	X
	Establishments with 1,000 employees or more	—	X	X	X
53	Real estate and rental and leasing				
	All establishments	639	7 683	107 493	411 224
	Establishments with 1 to 4 employees	414	X	X	X
	Establishments with 5 to 9 employees	113	X	X	X
	Establishments with 10 to 19 employees	73	X	X	X
	Establishments with 20 to 49 employees	21	X	X	X
	Establishments with 50 to 99 employees	6	X	X	X
	Establishments with 100 to 249 employees	6	X	X	X
	Establishments with 250 to 499 employees	5	X	X	X
	Establishments with 500 to 999 employees	—	X	X	X
	Establishments with 1,000 employees or more	1	X	X	X
531	Real estate				
	All establishments	534	4 850	61 799	269 143
	Establishments with 1 to 4 employees	365	X	X	X
	Establishments with 5 to 9 employees	94	X	X	X
	Establishments with 10 to 19 employees	47	X	X	X
	Establishments with 20 to 49 employees	15	X	X	X
	Establishments with 50 to 99 employees	5	X	X	X
	Establishments with 100 to 249 employees	4	X	X	X
	Establishments with 250 to 499 employees	4	X	X	X
	Establishments with 500 to 999 employees	—	X	X	X
	Establishments with 1,000 employees or more	—	X	X	X
5311	Lessors of real estate				
	All establishments	218	1 092	8 886	37 862
	Establishments with 1 to 4 employees	161	X	X	X
	Establishments with 5 to 9 employees	40	X	X	X
	Establishments with 10 to 19 employees	12	X	X	X
	Establishments with 20 to 49 employees	4	X	X	X
	Establishments with 50 to 99 employees	—	X	X	X
	Establishments with 100 to 249 employees	—	X	X	X
	Establishments with 250 to 499 employees	1	X	X	X
	Establishments with 500 to 999 employees	—	X	X	X
	Establishments with 1,000 employees or more	—	X	X	X
53111	Lessors of residential buildings and dwellings				
	All establishments	110	800	6 013	24 690
	Establishments with 1 to 4 employees	72	X	X	X
	Establishments with 5 to 9 employees	24	X	X	X
	Establishments with 10 to 19 employees	9	X	X	X
	Establishments with 20 to 49 employees	4	X	X	X
	Establishments with 50 to 99 employees	—	X	X	X
	Establishments with 100 to 249 employees	—	X	X	X
	Establishments with 250 to 499 employees	1	X	X	X
	Establishments with 500 to 999 employees	—	X	X	X
	Establishments with 1,000 employees or more	—	X	X	X

See footnotes at end of table.

Table 5. Establishments, Employees, and Payroll by Industry and Employment Size of Establishments by County: 2004—Con.

[Excludes most government employees, railroad employees, and self-employed persons. Size class 1 to 4 employees includes establishments having payroll, but no employees, during mid-March pay period. For meaning of abbreviations and symbols, see introductory text. For explanation of terms, see Appendix A. For statement on reliability, see the note at the end of the table and Appendix C]

NAICS code	Geography, kind of business, and employment size class	Establishments (number)	Paid employees for pay period including March 12 (number)	First-quarter payroll (\$1,000)	Annual payroll (\$1,000)
	MORRIS—Con.				
53	Real estate and rental and leasing—Con.				
531	Real estate—Con.				
5311	Lessors of real estate—Con.				
53111	Lessors of residential buildings and dwellings—Con.				
531110	Lessors of residential buildings and dwellings				
	All establishments	110	800	6 013	24 690
	Establishments with 1 to 4 employees	72	X	X	X
	Establishments with 5 to 9 employees	24	X	X	X
	Establishments with 10 to 19 employees	9	X	X	X
	Establishments with 20 to 49 employees	4	X	X	X
	Establishments with 50 to 99 employees	—	X	X	X
	Establishments with 100 to 249 employees	—	X	X	X
	Establishments with 250 to 499 employees	1	X	X	X
	Establishments with 500 to 999 employees	—	X	X	X
	Establishments with 1,000 employees or more	—	X	X	X
53112	Lessors of nonresidential buildings (except miniwarehouses)				
	All establishments	86	237	2 579	11 840
	Establishments with 1 to 4 employees	72	X	X	X
	Establishments with 5 to 9 employees	11	X	X	X
	Establishments with 10 to 19 employees	3	X	X	X
	Establishments with 20 to 49 employees	—	X	X	X
	Establishments with 50 to 99 employees	—	X	X	X
	Establishments with 100 to 249 employees	—	X	X	X
	Establishments with 250 to 499 employees	—	X	X	X
	Establishments with 500 to 999 employees	—	X	X	X
	Establishments with 1,000 employees or more	—	X	X	X
531120	Lessors of nonresidential buildings (except miniwarehouses)				
	All establishments	86	237	2 579	11 840
	Establishments with 1 to 4 employees	72	X	X	X
	Establishments with 5 to 9 employees	11	X	X	X
	Establishments with 10 to 19 employees	3	X	X	X
	Establishments with 20 to 49 employees	—	X	X	X
	Establishments with 50 to 99 employees	—	X	X	X
	Establishments with 100 to 249 employees	—	X	X	X
	Establishments with 250 to 499 employees	—	X	X	X
	Establishments with 500 to 999 employees	—	X	X	X
	Establishments with 1,000 employees or more	—	X	X	X
5312	Offices of real estate agents and brokers				
	All establishments	184	1 537	23 968	113 196
	Establishments with 1 to 4 employees	120	X	X	X
	Establishments with 5 to 9 employees	38	X	X	X
	Establishments with 10 to 19 employees	20	X	X	X
	Establishments with 20 to 49 employees	3	X	X	X
	Establishments with 50 to 99 employees	1	X	X	X
	Establishments with 100 to 249 employees	1	X	X	X
	Establishments with 250 to 499 employees	1	X	X	X
	Establishments with 500 to 999 employees	—	X	X	X
	Establishments with 1,000 employees or more	—	X	X	X
53121	Offices of real estate agents and brokers				
	All establishments	184	1 537	23 968	113 196
	Establishments with 1 to 4 employees	120	X	X	X
	Establishments with 5 to 9 employees	38	X	X	X
	Establishments with 10 to 19 employees	20	X	X	X
	Establishments with 20 to 49 employees	3	X	X	X
	Establishments with 50 to 99 employees	1	X	X	X
	Establishments with 100 to 249 employees	1	X	X	X
	Establishments with 250 to 499 employees	1	X	X	X
	Establishments with 500 to 999 employees	—	X	X	X
	Establishments with 1,000 employees or more	—	X	X	X
531210	Offices of real estate agents and brokers				
	All establishments	184	1 537	23 968	113 196
	Establishments with 1 to 4 employees	120	X	X	X
	Establishments with 5 to 9 employees	38	X	X	X
	Establishments with 10 to 19 employees	20	X	X	X
	Establishments with 20 to 49 employees	3	X	X	X
	Establishments with 50 to 99 employees	1	X	X	X
	Establishments with 100 to 249 employees	1	X	X	X
	Establishments with 250 to 499 employees	1	X	X	X
	Establishments with 500 to 999 employees	—	X	X	X
	Establishments with 1,000 employees or more	—	X	X	X
5313	Activities related to real estate				
	All establishments	132	2 221	28 945	118 085
	Establishments with 1 to 4 employees	84	X	X	X
	Establishments with 5 to 9 employees	16	X	X	X
	Establishments with 10 to 19 employees	15	X	X	X
	Establishments with 20 to 49 employees	8	X	X	X
	Establishments with 50 to 99 employees	4	X	X	X
	Establishments with 100 to 249 employees	3	X	X	X
	Establishments with 250 to 499 employees	2	X	X	X
	Establishments with 500 to 999 employees	—	X	X	X
	Establishments with 1,000 employees or more	—	X	X	X

See footnotes at end of table.

Table 5. Establishments, Employees, and Payroll by Industry and Employment Size of Establishments by County: 2004—Con.

[Excludes most government employees, railroad employees, and self-employed persons. Size class 1 to 4 employees includes establishments having payroll, but no employees, during mid-March pay period. For meaning of abbreviations and symbols, see introductory text. For explanation of terms, see Appendix A. For statement on reliability, see the note at the end of the table and Appendix C]

NAICS code	Geography, kind of business, and employment size class	Establishments (number)	Paid employees for pay period including March 12 (number)	First-quarter payroll (\$1,000)	Annual payroll (\$1,000)
53	MORRIS—Con.				
	Real estate and rental and leasing—Con.				
531	Real estate—Con.				
5313	Activities related to real estate—Con.				
53131	Real estate property managers				
	All establishments	74	1 888	24 355	97 776
	Establishments with 1 to 4 employees	43	X	X	X
	Establishments with 5 to 9 employees	10	X	X	X
	Establishments with 10 to 19 employees	7	X	X	X
	Establishments with 20 to 49 employees	6	X	X	X
	Establishments with 50 to 99 employees	3	X	X	X
	Establishments with 100 to 249 employees	3	X	X	X
	Establishments with 250 to 499 employees	2	X	X	X
	Establishments with 500 to 999 employees	—	X	X	X
	Establishments with 1,000 employees or more	—	X	X	X
531311	Residential property managers				
	All establishments	34	820	10 759	35 965
	Establishments with 1 to 4 employees	23	X	X	X
	Establishments with 5 to 9 employees	5	X	X	X
	Establishments with 10 to 19 employees	—	X	X	X
	Establishments with 20 to 49 employees	2	X	X	X
	Establishments with 50 to 99 employees	2	X	X	X
	Establishments with 100 to 249 employees	1	X	X	X
	Establishments with 250 to 499 employees	1	X	X	X
	Establishments with 500 to 999 employees	—	X	X	X
	Establishments with 1,000 employees or more	—	X	X	X
531312	Nonresidential property managers				
	All establishments	40	1 068	13 596	61 811
	Establishments with 1 to 4 employees	20	X	X	X
	Establishments with 5 to 9 employees	5	X	X	X
	Establishments with 10 to 19 employees	7	X	X	X
	Establishments with 20 to 49 employees	4	X	X	X
	Establishments with 50 to 99 employees	1	X	X	X
	Establishments with 100 to 249 employees	2	X	X	X
	Establishments with 250 to 499 employees	1	X	X	X
	Establishments with 500 to 999 employees	—	X	X	X
	Establishments with 1,000 employees or more	—	X	X	X
53132	Offices of real estate appraisers				
	All establishments	28	140	1 781	8 127
	Establishments with 1 to 4 employees	19	X	X	X
	Establishments with 5 to 9 employees	3	X	X	X
	Establishments with 10 to 19 employees	6	X	X	X
	Establishments with 20 to 49 employees	—	X	X	X
	Establishments with 50 to 99 employees	—	X	X	X
	Establishments with 100 to 249 employees	—	X	X	X
	Establishments with 250 to 499 employees	—	X	X	X
	Establishments with 500 to 999 employees	—	X	X	X
	Establishments with 1,000 employees or more	—	X	X	X
531320	Offices of real estate appraisers				
	All establishments	28	140	1 781	8 127
	Establishments with 1 to 4 employees	19	X	X	X
	Establishments with 5 to 9 employees	3	X	X	X
	Establishments with 10 to 19 employees	6	X	X	X
	Establishments with 20 to 49 employees	—	X	X	X
	Establishments with 50 to 99 employees	—	X	X	X
	Establishments with 100 to 249 employees	—	X	X	X
	Establishments with 250 to 499 employees	—	X	X	X
	Establishments with 500 to 999 employees	—	X	X	X
	Establishments with 1,000 employees or more	—	X	X	X
53139	Other activities related to real estate				
	All establishments	30	193	2 809	12 182
	Establishments with 1 to 4 employees	22	X	X	X
	Establishments with 5 to 9 employees	3	X	X	X
	Establishments with 10 to 19 employees	2	X	X	X
	Establishments with 20 to 49 employees	2	X	X	X
	Establishments with 50 to 99 employees	1	X	X	X
	Establishments with 100 to 249 employees	—	X	X	X
	Establishments with 250 to 499 employees	—	X	X	X
	Establishments with 500 to 999 employees	—	X	X	X
	Establishments with 1,000 employees or more	—	X	X	X
531390	Other activities related to real estate				
	All establishments	30	193	2 809	12 182
	Establishments with 1 to 4 employees	22	X	X	X
	Establishments with 5 to 9 employees	3	X	X	X
	Establishments with 10 to 19 employees	2	X	X	X
	Establishments with 20 to 49 employees	2	X	X	X
	Establishments with 50 to 99 employees	1	X	X	X
	Establishments with 100 to 249 employees	—	X	X	X
	Establishments with 250 to 499 employees	—	X	X	X
	Establishments with 500 to 999 employees	—	X	X	X
	Establishments with 1,000 employees or more	—	X	X	X

See footnotes at end of table.

Table 5. Establishments, Employees, and Payroll by Industry and Employment Size of Establishments by County: 2004—Con.

[Excludes most government employees, railroad employees, and self-employed persons. Size class 1 to 4 employees includes establishments having payroll, but no employees, during mid-March pay period. For meaning of abbreviations and symbols, see introductory text. For explanation of terms, see Appendix A. For statement on reliability, see the note at the end of the table and Appendix C.]

NAICS code	Geography, kind of business, and employment size class	Establishments (number)	Paid employees for pay period including March 12 (number)	First-quarter payroll (\$1,000)	Annual payroll (\$1,000)
	MORRIS—Con.				
53	Real estate and rental and leasing—Con.				
532	Rental and leasing services				
	All establishments	98	g	D	D
	Establishments with 1 to 4 employees	47	X	X	X
	Establishments with 5 to 9 employees	18	X	X	X
	Establishments with 10 to 19 employees	26	X	X	X
	Establishments with 20 to 49 employees	6	X	X	X
	Establishments with 50 to 99 employees	—	X	X	X
	Establishments with 100 to 249 employees	—	X	X	X
	Establishments with 250 to 499 employees	1	X	X	X
	Establishments with 500 to 999 employees	—	X	X	X
	Establishments with 1,000 employees or more	—	X	X	X
5321	Automotive equipment rental and leasing				
	All establishments	20	623	6 720	26 281
	Establishments with 1 to 4 employees	11	X	X	X
	Establishments with 5 to 9 employees	3	X	X	X
	Establishments with 10 to 19 employees	1	X	X	X
	Establishments with 20 to 49 employees	4	X	X	X
	Establishments with 50 to 99 employees	—	X	X	X
	Establishments with 100 to 249 employees	—	X	X	X
	Establishments with 250 to 499 employees	1	X	X	X
	Establishments with 500 to 999 employees	—	X	X	X
	Establishments with 1,000 employees or more	—	X	X	X
53211	Passenger car rental and leasing				
	All establishments	15	f	D	D
	Establishments with 1 to 4 employees	8	X	X	X
	Establishments with 5 to 9 employees	2	X	X	X
	Establishments with 10 to 19 employees	1	X	X	X
	Establishments with 20 to 49 employees	3	X	X	X
	Establishments with 50 to 99 employees	—	X	X	X
	Establishments with 100 to 249 employees	—	X	X	X
	Establishments with 250 to 499 employees	1	X	X	X
	Establishments with 500 to 999 employees	—	X	X	X
	Establishments with 1,000 employees or more	—	X	X	X
532111	Passenger car rental				
	All establishments	13	f	D	D
	Establishments with 1 to 4 employees	8	X	X	X
	Establishments with 5 to 9 employees	2	X	X	X
	Establishments with 10 to 19 employees	—	X	X	X
	Establishments with 20 to 49 employees	2	X	X	X
	Establishments with 50 to 99 employees	—	X	X	X
	Establishments with 100 to 249 employees	—	X	X	X
	Establishments with 250 to 499 employees	1	X	X	X
	Establishments with 500 to 999 employees	—	X	X	X
	Establishments with 1,000 employees or more	—	X	X	X
5322	Consumer goods rental				
	All establishments	50	e	D	D
	Establishments with 1 to 4 employees	19	X	X	X
	Establishments with 5 to 9 employees	8	X	X	X
	Establishments with 10 to 19 employees	22	X	X	X
	Establishments with 20 to 49 employees	1	X	X	X
	Establishments with 50 to 99 employees	—	X	X	X
	Establishments with 100 to 249 employees	—	X	X	X
	Establishments with 250 to 499 employees	—	X	X	X
	Establishments with 500 to 999 employees	—	X	X	X
	Establishments with 1,000 employees or more	—	X	X	X
53223	Video tape and disc rental				
	All establishments	32	261	827	3 204
	Establishments with 1 to 4 employees	10	X	X	X
	Establishments with 5 to 9 employees	5	X	X	X
	Establishments with 10 to 19 employees	17	X	X	X
	Establishments with 20 to 49 employees	—	X	X	X
	Establishments with 50 to 99 employees	—	X	X	X
	Establishments with 100 to 249 employees	—	X	X	X
	Establishments with 250 to 499 employees	—	X	X	X
	Establishments with 500 to 999 employees	—	X	X	X
	Establishments with 1,000 employees or more	—	X	X	X
532230	Video tape and disc rental				
	All establishments	32	261	827	3 204
	Establishments with 1 to 4 employees	10	X	X	X
	Establishments with 5 to 9 employees	5	X	X	X
	Establishments with 10 to 19 employees	17	X	X	X
	Establishments with 20 to 49 employees	—	X	X	X
	Establishments with 50 to 99 employees	—	X	X	X
	Establishments with 100 to 249 employees	—	X	X	X
	Establishments with 250 to 499 employees	—	X	X	X
	Establishments with 500 to 999 employees	—	X	X	X
	Establishments with 1,000 employees or more	—	X	X	X

See footnotes at end of table.

Table 5. Establishments, Employees, and Payroll by Industry and Employment Size of Establishments by County: 2004—Con.

[Excludes most government employees, railroad employees, and self-employed persons. Size class 1 to 4 employees includes establishments having payroll, but no employees, during mid-March pay period. For meaning of abbreviations and symbols, see introductory text. For explanation of terms, see Appendix A. For statement on reliability, see the note at the end of the table and Appendix C]

NAICS code	Geography, kind of business, and employment size class	Establishments (number)	Paid employees for pay period including March 12 (number)	First-quarter payroll (\$1,000)	Annual payroll (\$1,000)
53	MORRIS—Con.				
	Real estate and rental and leasing—Con.				
532	Rental and leasing services—Con.				
5322	Consumer goods rental—Con.				
53229	Other consumer goods rental				
	All establishments	13	117	1 595	6 634
	Establishments with 1 to 4 employees	5	X	X	X
	Establishments with 5 to 9 employees	2	X	X	X
	Establishments with 10 to 19 employees	5	X	X	X
	Establishments with 20 to 49 employees	1	X	X	X
	Establishments with 50 to 99 employees	—	X	X	X
	Establishments with 100 to 249 employees	—	X	X	X
	Establishments with 250 to 499 employees	—	X	X	X
	Establishments with 500 to 999 employees	—	X	X	X
	Establishments with 1,000 employees or more	—	X	X	X
533	Lessors of nonfinancial intangible assets (except copyrighted works)				
	All establishments	7	g	D	D
	Establishments with 1 to 4 employees	2	X	X	X
	Establishments with 5 to 9 employees	1	X	X	X
	Establishments with 10 to 19 employees	—	X	X	X
	Establishments with 20 to 49 employees	—	X	X	X
	Establishments with 50 to 99 employees	1	X	X	X
	Establishments with 100 to 249 employees	2	X	X	X
	Establishments with 250 to 499 employees	—	X	X	X
	Establishments with 500 to 999 employees	—	X	X	X
	Establishments with 1,000 employees or more	1	X	X	X
5331	Lessors of nonfinancial intangible assets (except copyrighted works)				
	All establishments	7	g	D	D
	Establishments with 1 to 4 employees	2	X	X	X
	Establishments with 5 to 9 employees	1	X	X	X
	Establishments with 10 to 19 employees	—	X	X	X
	Establishments with 20 to 49 employees	—	X	X	X
	Establishments with 50 to 99 employees	1	X	X	X
	Establishments with 100 to 249 employees	2	X	X	X
	Establishments with 250 to 499 employees	—	X	X	X
	Establishments with 500 to 999 employees	—	X	X	X
	Establishments with 1,000 employees or more	1	X	X	X
53311	Lessors of nonfinancial intangible assets (except copyrighted works)				
	All establishments	7	g	D	D
	Establishments with 1 to 4 employees	2	X	X	X
	Establishments with 5 to 9 employees	1	X	X	X
	Establishments with 10 to 19 employees	—	X	X	X
	Establishments with 20 to 49 employees	—	X	X	X
	Establishments with 50 to 99 employees	1	X	X	X
	Establishments with 100 to 249 employees	2	X	X	X
	Establishments with 250 to 499 employees	—	X	X	X
	Establishments with 500 to 999 employees	—	X	X	X
	Establishments with 1,000 employees or more	1	X	X	X
533110	Lessors of nonfinancial intangible assets (except copyrighted works)				
	All establishments	7	g	D	D
	Establishments with 1 to 4 employees	2	X	X	X
	Establishments with 5 to 9 employees	1	X	X	X
	Establishments with 10 to 19 employees	—	X	X	X
	Establishments with 20 to 49 employees	—	X	X	X
	Establishments with 50 to 99 employees	1	X	X	X
	Establishments with 100 to 249 employees	2	X	X	X
	Establishments with 250 to 499 employees	—	X	X	X
	Establishments with 500 to 999 employees	—	X	X	X
	Establishments with 1,000 employees or more	1	X	X	X
54	Professional, scientific, and technical services				
	All establishments	2 928	33 139	604 690	2 598 164
	Establishments with 1 to 4 employees	2 009	X	X	X
	Establishments with 5 to 9 employees	409	X	X	X
	Establishments with 10 to 19 employees	237	X	X	X
	Establishments with 20 to 49 employees	170	X	X	X
	Establishments with 50 to 99 employees	51	X	X	X
	Establishments with 100 to 249 employees	33	X	X	X
	Establishments with 250 to 499 employees	9	X	X	X
	Establishments with 500 to 999 employees	9	X	X	X
	Establishments with 1,000 employees or more	1	X	X	X
541	Professional, scientific, and technical services				
	All establishments	2 928	33 139	604 690	2 598 164
	Establishments with 1 to 4 employees	2 009	X	X	X
	Establishments with 5 to 9 employees	409	X	X	X
	Establishments with 10 to 19 employees	237	X	X	X
	Establishments with 20 to 49 employees	170	X	X	X
	Establishments with 50 to 99 employees	51	X	X	X
	Establishments with 100 to 249 employees	33	X	X	X
	Establishments with 250 to 499 employees	9	X	X	X
	Establishments with 500 to 999 employees	9	X	X	X
	Establishments with 1,000 employees or more	1	X	X	X

See footnotes at end of table.

Table 5. **Establishments, Employees, and Payroll by Industry and Employment Size of Establishments by County: 2004—Con.**

[Excludes most government employees, railroad employees, and self-employed persons. Size class 1 to 4 employees includes establishments having payroll, but no employees, during mid-March pay period. For meaning of abbreviations and symbols, see introductory text. For explanation of terms, see Appendix A. For statement on reliability, see the note at the end of the table and Appendix C]

NAICS code	Geography, kind of business, and employment size class	Establishments (number)	Paid employees for pay period including March 12 (number)	First-quarter payroll (\$1,000)	Annual payroll (\$1,000)
54	MORRIS—Con.				
	Professional, scientific, and technical services—Con.				
541	Professional, scientific, and technical services—Con.				
5411	Legal services				
	All establishments	517	4 752	69 952	337 824
	Establishments with 1 to 4 employees	349	X	X	X
	Establishments with 5 to 9 employees	82	X	X	X
	Establishments with 10 to 19 employees	43	X	X	X
	Establishments with 20 to 49 employees	26	X	X	X
	Establishments with 50 to 99 employees	9	X	X	X
	Establishments with 100 to 249 employees	6	X	X	X
	Establishments with 250 to 499 employees	2	X	X	X
	Establishments with 500 to 999 employees	-	X	X	X
	Establishments with 1,000 employees or more	-	X	X	X
54111	Offices of lawyers				
	All establishments	470	4 368	64 794	318 500
	Establishments with 1 to 4 employees	322	X	X	X
	Establishments with 5 to 9 employees	74	X	X	X
	Establishments with 10 to 19 employees	37	X	X	X
	Establishments with 20 to 49 employees	21	X	X	X
	Establishments with 50 to 99 employees	8	X	X	X
	Establishments with 100 to 249 employees	6	X	X	X
	Establishments with 250 to 499 employees	2	X	X	X
	Establishments with 500 to 999 employees	-	X	X	X
	Establishments with 1,000 employees or more	-	X	X	X
541110	Offices of lawyers				
	All establishments	470	4 368	64 794	318 500
	Establishments with 1 to 4 employees	322	X	X	X
	Establishments with 5 to 9 employees	74	X	X	X
	Establishments with 10 to 19 employees	37	X	X	X
	Establishments with 20 to 49 employees	21	X	X	X
	Establishments with 50 to 99 employees	8	X	X	X
	Establishments with 100 to 249 employees	6	X	X	X
	Establishments with 250 to 499 employees	2	X	X	X
	Establishments with 500 to 999 employees	-	X	X	X
	Establishments with 1,000 employees or more	-	X	X	X
54119	Other legal services				
	All establishments	47	384	5 158	19 324
	Establishments with 1 to 4 employees	27	X	X	X
	Establishments with 5 to 9 employees	8	X	X	X
	Establishments with 10 to 19 employees	6	X	X	X
	Establishments with 20 to 49 employees	5	X	X	X
	Establishments with 50 to 99 employees	1	X	X	X
	Establishments with 100 to 249 employees	-	X	X	X
	Establishments with 250 to 499 employees	-	X	X	X
	Establishments with 500 to 999 employees	-	X	X	X
	Establishments with 1,000 employees or more	-	X	X	X
541191	Title abstract and settlement offices				
	All establishments	42	376	5 132	19 088
	Establishments with 1 to 4 employees	22	X	X	X
	Establishments with 5 to 9 employees	8	X	X	X
	Establishments with 10 to 19 employees	6	X	X	X
	Establishments with 20 to 49 employees	5	X	X	X
	Establishments with 50 to 99 employees	1	X	X	X
	Establishments with 100 to 249 employees	-	X	X	X
	Establishments with 250 to 499 employees	-	X	X	X
	Establishments with 500 to 999 employees	-	X	X	X
	Establishments with 1,000 employees or more	-	X	X	X
5412	Accounting, tax preparation, bookkeeping, and payroll services				
	All establishments	317	4 822	76 932	263 072
	Establishments with 1 to 4 employees	208	X	X	X
	Establishments with 5 to 9 employees	53	X	X	X
	Establishments with 10 to 19 employees	30	X	X	X
	Establishments with 20 to 49 employees	16	X	X	X
	Establishments with 50 to 99 employees	1	X	X	X
	Establishments with 100 to 249 employees	5	X	X	X
	Establishments with 250 to 499 employees	1	X	X	X
	Establishments with 500 to 999 employees	3	X	X	X
	Establishments with 1,000 employees or more	-	X	X	X
54121	Accounting, tax preparation, bookkeeping, and payroll services				
	All establishments	317	4 822	76 932	263 072
	Establishments with 1 to 4 employees	208	X	X	X
	Establishments with 5 to 9 employees	53	X	X	X
	Establishments with 10 to 19 employees	30	X	X	X
	Establishments with 20 to 49 employees	16	X	X	X
	Establishments with 50 to 99 employees	1	X	X	X
	Establishments with 100 to 249 employees	5	X	X	X
	Establishments with 250 to 499 employees	1	X	X	X
	Establishments with 500 to 999 employees	3	X	X	X
	Establishments with 1,000 employees or more	-	X	X	X

See footnotes at end of table.

Table 5. Establishments, Employees, and Payroll by Industry and Employment Size of Establishments by County: 2004—Con.

[Excludes most government employees, railroad employees, and self-employed persons. Size class 1 to 4 employees includes establishments having payroll, but no employees, during mid-March pay period. For meaning of abbreviations and symbols, see introductory text. For explanation of terms, see Appendix A. For statement on reliability, see the note at the end of the table and Appendix C]

NAICS code	Geography, kind of business, and employment size class	Establishments (number)	Paid employees for pay period including March 12 (number)	First-quarter payroll (\$1,000)	Annual payroll (\$1,000)
54	MORRIS—Con.				
	Professional, scientific, and technical services—Con.				
541	Professional, scientific, and technical services—Con.				
5412	Accounting, tax preparation, bookkeeping, and payroll services—Con.				
54121	Accounting, tax preparation, bookkeeping, and payroll services—Con.				
541211	Offices of certified public accountants				
	All establishments	189	2 067	33 717	155 154
	Establishments with 1 to 4 employees	124	X	X	X
	Establishments with 5 to 9 employees	34	X	X	X
	Establishments with 10 to 19 employees	21	X	X	X
	Establishments with 20 to 49 employees	8	X	X	X
	Establishments with 50 to 99 employees	—	X	X	X
	Establishments with 100 to 249 employees	—	X	X	X
	Establishments with 250 to 499 employees	1	X	X	X
	Establishments with 500 to 999 employees	1	X	X	X
	Establishments with 1,000 employees or more	—	X	X	X
541213	Tax preparation services				
	All establishments	25	832	11 380	44 555
	Establishments with 1 to 4 employees	10	X	X	X
	Establishments with 5 to 9 employees	5	X	X	X
	Establishments with 10 to 19 employees	5	X	X	X
	Establishments with 20 to 49 employees	3	X	X	X
	Establishments with 50 to 99 employees	—	X	X	X
	Establishments with 100 to 249 employees	1	X	X	X
	Establishments with 250 to 499 employees	—	X	X	X
	Establishments with 500 to 999 employees	1	X	X	X
	Establishments with 1,000 employees or more	—	X	X	X
541214	Payroll services				
	All establishments	17	1 460	25 634	36 831
	Establishments with 1 to 4 employees	8	X	X	X
	Establishments with 5 to 9 employees	2	X	X	X
	Establishments with 10 to 19 employees	—	X	X	X
	Establishments with 20 to 49 employees	2	X	X	X
	Establishments with 50 to 99 employees	1	X	X	X
	Establishments with 100 to 249 employees	3	X	X	X
	Establishments with 250 to 499 employees	—	X	X	X
	Establishments with 500 to 999 employees	1	X	X	X
	Establishments with 1,000 employees or more	—	X	X	X
541219	Other accounting services				
	All establishments	86	463	6 201	26 532
	Establishments with 1 to 4 employees	66	X	X	X
	Establishments with 5 to 9 employees	12	X	X	X
	Establishments with 10 to 19 employees	4	X	X	X
	Establishments with 20 to 49 employees	3	X	X	X
	Establishments with 50 to 99 employees	—	X	X	X
	Establishments with 100 to 249 employees	1	X	X	X
	Establishments with 250 to 499 employees	—	X	X	X
	Establishments with 500 to 999 employees	—	X	X	X
	Establishments with 1,000 employees or more	—	X	X	X
5413	Architectural, engineering, and related services				
	All establishments	345	2 765	37 245	167 058
	Establishments with 1 to 4 employees	209	X	X	X
	Establishments with 5 to 9 employees	63	X	X	X
	Establishments with 10 to 19 employees	40	X	X	X
	Establishments with 20 to 49 employees	22	X	X	X
	Establishments with 50 to 99 employees	9	X	X	X
	Establishments with 100 to 249 employees	2	X	X	X
	Establishments with 250 to 499 employees	—	X	X	X
	Establishments with 500 to 999 employees	—	X	X	X
	Establishments with 1,000 employees or more	—	X	X	X
54131	Architectural services				
	All establishments	70	408	5 314	24 336
	Establishments with 1 to 4 employees	45	X	X	X
	Establishments with 5 to 9 employees	15	X	X	X
	Establishments with 10 to 19 employees	6	X	X	X
	Establishments with 20 to 49 employees	2	X	X	X
	Establishments with 50 to 99 employees	2	X	X	X
	Establishments with 100 to 249 employees	—	X	X	X
	Establishments with 250 to 499 employees	—	X	X	X
	Establishments with 500 to 999 employees	—	X	X	X
	Establishments with 1,000 employees or more	—	X	X	X
541310	Architectural services				
	All establishments	70	408	5 314	24 336
	Establishments with 1 to 4 employees	45	X	X	X
	Establishments with 5 to 9 employees	15	X	X	X
	Establishments with 10 to 19 employees	6	X	X	X
	Establishments with 20 to 49 employees	2	X	X	X
	Establishments with 50 to 99 employees	2	X	X	X
	Establishments with 100 to 249 employees	—	X	X	X
	Establishments with 250 to 499 employees	—	X	X	X
	Establishments with 500 to 999 employees	—	X	X	X
	Establishments with 1,000 employees or more	—	X	X	X

See footnotes at end of table.

Table 5. Establishments, Employees, and Payroll by Industry and Employment Size of Establishments by County: 2004—Con.

[Excludes most government employees, railroad employees, and self-employed persons. Size class 1 to 4 employees includes establishments having payroll, but no employees, during mid-March pay period. For meaning of abbreviations and symbols, see introductory text. For explanation of terms, see Appendix A. For statement on reliability, see the note at the end of the table and Appendix C.]

NAICS code	Geography, kind of business, and employment size class	Establishments (number)	Paid employees for pay period including March 12 (number)	First-quarter payroll (\$1,000)	Annual payroll (\$1,000)
MORRIS—Con.					
54	Professional, scientific, and technical services—Con.				
541	Professional, scientific, and technical services—Con.				
5413	Architectural, engineering, and related services—Con.				
54131	Architectural services—Con.				
541310	Architectural services—Con.				
	All establishments—Con.				
	Establishments with 1,000 employees or more.....	—	X	X	X
54133	Engineering services				
	All establishments.....	186	1 921	27 408	121 843
	Establishments with 1 to 4 employees.....	105	X	X	X
	Establishments with 5 to 9 employees.....	28	X	X	X
	Establishments with 10 to 19 employees.....	27	X	X	X
	Establishments with 20 to 49 employees.....	18	X	X	X
	Establishments with 50 to 99 employees.....	6	X	X	X
	Establishments with 100 to 249 employees.....	2	X	X	X
	Establishments with 250 to 499 employees.....	—	X	X	X
	Establishments with 500 to 999 employees.....	—	X	X	X
	Establishments with 1,000 employees or more.....	—	X	X	X
541330	Engineering services				
	All establishments.....	186	1 921	27 408	121 843
	Establishments with 1 to 4 employees.....	105	X	X	X
	Establishments with 5 to 9 employees.....	28	X	X	X
	Establishments with 10 to 19 employees.....	27	X	X	X
	Establishments with 20 to 49 employees.....	18	X	X	X
	Establishments with 50 to 99 employees.....	6	X	X	X
	Establishments with 100 to 249 employees.....	2	X	X	X
	Establishments with 250 to 499 employees.....	—	X	X	X
	Establishments with 500 to 999 employees.....	—	X	X	X
	Establishments with 1,000 employees or more.....	—	X	X	X
54137	Surveying and mapping (except geophysical) services				
	All establishments.....	23	141	1 458	6 436
	Establishments with 1 to 4 employees.....	9	X	X	X
	Establishments with 5 to 9 employees.....	9	X	X	X
	Establishments with 10 to 19 employees.....	4	X	X	X
	Establishments with 20 to 49 employees.....	1	X	X	X
	Establishments with 50 to 99 employees.....	—	X	X	X
	Establishments with 100 to 249 employees.....	—	X	X	X
	Establishments with 250 to 499 employees.....	—	X	X	X
	Establishments with 500 to 999 employees.....	—	X	X	X
	Establishments with 1,000 employees or more.....	—	X	X	X
541370	Surveying and mapping (except geophysical) services				
	All establishments.....	23	141	1 458	6 436
	Establishments with 1 to 4 employees.....	9	X	X	X
	Establishments with 5 to 9 employees.....	9	X	X	X
	Establishments with 10 to 19 employees.....	4	X	X	X
	Establishments with 20 to 49 employees.....	1	X	X	X
	Establishments with 50 to 99 employees.....	—	X	X	X
	Establishments with 100 to 249 employees.....	—	X	X	X
	Establishments with 250 to 499 employees.....	—	X	X	X
	Establishments with 500 to 999 employees.....	—	X	X	X
	Establishments with 1,000 employees or more.....	—	X	X	X
54138	Testing laboratories				
	All establishments.....	16	135	1 869	6 815
	Establishments with 1 to 4 employees.....	9	X	X	X
	Establishments with 5 to 9 employees.....	5	X	X	X
	Establishments with 10 to 19 employees.....	1	X	X	X
	Establishments with 20 to 49 employees.....	—	X	X	X
	Establishments with 50 to 99 employees.....	1	X	X	X
	Establishments with 100 to 249 employees.....	—	X	X	X
	Establishments with 250 to 499 employees.....	—	X	X	X
	Establishments with 500 to 999 employees.....	—	X	X	X
	Establishments with 1,000 employees or more.....	—	X	X	X
541380	Testing laboratories				
	All establishments.....	16	135	1 869	6 815
	Establishments with 1 to 4 employees.....	9	X	X	X
	Establishments with 5 to 9 employees.....	5	X	X	X
	Establishments with 10 to 19 employees.....	1	X	X	X
	Establishments with 20 to 49 employees.....	—	X	X	X
	Establishments with 50 to 99 employees.....	1	X	X	X
	Establishments with 100 to 249 employees.....	—	X	X	X
	Establishments with 250 to 499 employees.....	—	X	X	X
	Establishments with 500 to 999 employees.....	—	X	X	X
	Establishments with 1,000 employees or more.....	—	X	X	X

See footnotes at end of table.

Table 5. Establishments, Employees, and Payroll by Industry and Employment Size of Establishments by County: 2004—Con.

[Excludes most government employees, railroad employees, and self-employed persons. Size class 1 to 4 employees includes establishments having payroll, but no employees, during mid-March pay period. For meaning of abbreviations and symbols, see introductory text. For explanation of terms, see Appendix A. For statement on reliability, see the note at the end of the table and Appendix C]

NAICS code	Geography, kind of business, and employment size class	Establishments (number)	Paid employees for pay period including March 12 (number)	First-quarter payroll (\$1,000)	Annual payroll (\$1,000)
	MORRIS—Con.				
54	Professional, scientific, and technical services—Con.				
541	Professional, scientific, and technical services—Con.				
5414	Specialized design services				
	All establishments	103	533	5 210	22 745
	Establishments with 1 to 4 employees	77	X	X	X
	Establishments with 5 to 9 employees	18	X	X	X
	Establishments with 10 to 19 employees	5	X	X	X
	Establishments with 20 to 49 employees	2	X	X	X
	Establishments with 50 to 99 employees	—	X	X	X
	Establishments with 100 to 249 employees	1	X	X	X
	Establishments with 250 to 499 employees	—	X	X	X
	Establishments with 500 to 999 employees	—	X	X	X
	Establishments with 1,000 employees or more	—	X	X	X
54141	Interior design services				
	All establishments	43	309	1 799	7 853
	Establishments with 1 to 4 employees	33	X	X	X
	Establishments with 5 to 9 employees	7	X	X	X
	Establishments with 10 to 19 employees	2	X	X	X
	Establishments with 20 to 49 employees	—	X	X	X
	Establishments with 50 to 99 employees	—	X	X	X
	Establishments with 100 to 249 employees	1	X	X	X
	Establishments with 250 to 499 employees	—	X	X	X
	Establishments with 500 to 999 employees	—	X	X	X
	Establishments with 1,000 employees or more	—	X	X	X
541410	Interior design services				
	All establishments	43	309	1 799	7 853
	Establishments with 1 to 4 employees	33	X	X	X
	Establishments with 5 to 9 employees	7	X	X	X
	Establishments with 10 to 19 employees	2	X	X	X
	Establishments with 20 to 49 employees	—	X	X	X
	Establishments with 50 to 99 employees	—	X	X	X
	Establishments with 100 to 249 employees	1	X	X	X
	Establishments with 250 to 499 employees	—	X	X	X
	Establishments with 500 to 999 employees	—	X	X	X
	Establishments with 1,000 employees or more	—	X	X	X
54143	Graphic design services				
	All establishments	53	198	2 946	12 811
	Establishments with 1 to 4 employees	39	X	X	X
	Establishments with 5 to 9 employees	10	X	X	X
	Establishments with 10 to 19 employees	2	X	X	X
	Establishments with 20 to 49 employees	2	X	X	X
	Establishments with 50 to 99 employees	—	X	X	X
	Establishments with 100 to 249 employees	—	X	X	X
	Establishments with 250 to 499 employees	—	X	X	X
	Establishments with 500 to 999 employees	—	X	X	X
	Establishments with 1,000 employees or more	—	X	X	X
541430	Graphic design services				
	All establishments	53	198	2 946	12 811
	Establishments with 1 to 4 employees	39	X	X	X
	Establishments with 5 to 9 employees	10	X	X	X
	Establishments with 10 to 19 employees	2	X	X	X
	Establishments with 20 to 49 employees	2	X	X	X
	Establishments with 50 to 99 employees	—	X	X	X
	Establishments with 100 to 249 employees	—	X	X	X
	Establishments with 250 to 499 employees	—	X	X	X
	Establishments with 500 to 999 employees	—	X	X	X
	Establishments with 1,000 employees or more	—	X	X	X
5415	Computer systems design and related services				
	All establishments	696	7 145	137 876	590 761
	Establishments with 1 to 4 employees	533	X	X	X
	Establishments with 5 to 9 employees	58	X	X	X
	Establishments with 10 to 19 employees	38	X	X	X
	Establishments with 20 to 49 employees	39	X	X	X
	Establishments with 50 to 99 employees	13	X	X	X
	Establishments with 100 to 249 employees	11	X	X	X
	Establishments with 250 to 499 employees	2	X	X	X
	Establishments with 500 to 999 employees	2	X	X	X
	Establishments with 1,000 employees or more	—	X	X	X
54151	Computer systems design and related services				
	All establishments	696	7 145	137 876	590 761
	Establishments with 1 to 4 employees	533	X	X	X
	Establishments with 5 to 9 employees	58	X	X	X
	Establishments with 10 to 19 employees	38	X	X	X
	Establishments with 20 to 49 employees	39	X	X	X
	Establishments with 50 to 99 employees	13	X	X	X
	Establishments with 100 to 249 employees	11	X	X	X
	Establishments with 250 to 499 employees	2	X	X	X
	Establishments with 500 to 999 employees	2	X	X	X
	Establishments with 1,000 employees or more	—	X	X	X

See footnotes at end of table.

Table 5. Establishments, Employees, and Payroll by Industry and Employment Size of Establishments by County: 2004—Con.

[Excludes most government employees, railroad employees, and self-employed persons. Size class 1 to 4 employees includes establishments having payroll, but no employees, during mid-March pay period. For meaning of abbreviations and symbols, see introductory text. For explanation of terms, see Appendix A. For statement on reliability, see the note at the end of the table and Appendix C]

NAICS code	Geography, kind of business, and employment size class	Establishments (number)	Paid employees for pay period including March 12 (number)	First-quarter payroll (\$1,000)	Annual payroll (\$1,000)
	MORRIS—Con.				
54	Professional, scientific, and technical services—Con.				
541	Professional, scientific, and technical services—Con.				
5415	Computer systems design and related services—Con.				
54151	Computer systems design and related services—Con.				
541511	Custom computer programming services				
	All establishments	293	3 317	62 889	295 846
	Establishments with 1 to 4 employees	222	X	X	X
	Establishments with 5 to 9 employees	23	X	X	X
	Establishments with 10 to 19 employees	17	X	X	X
	Establishments with 20 to 49 employees	21	X	X	X
	Establishments with 50 to 99 employees	5	X	X	X
	Establishments with 100 to 249 employees	3	X	X	X
	Establishments with 250 to 499 employees	—	X	X	X
	Establishments with 500 to 999 employees	2	X	X	X
	Establishments with 1,000 employees or more	—	X	X	X
541512	Computer systems design services				
	All establishments	295	2 697	49 093	198 926
	Establishments with 1 to 4 employees	226	X	X	X
	Establishments with 5 to 9 employees	26	X	X	X
	Establishments with 10 to 19 employees	17	X	X	X
	Establishments with 20 to 49 employees	13	X	X	X
	Establishments with 50 to 99 employees	5	X	X	X
	Establishments with 100 to 249 employees	7	X	X	X
	Establishments with 250 to 499 employees	1	X	X	X
	Establishments with 500 to 999 employees	—	X	X	X
	Establishments with 1,000 employees or more	—	X	X	X
541513	Computer facilities management services				
	All establishments	18	296	4 485	11 086
	Establishments with 1 to 4 employees	13	X	X	X
	Establishments with 5 to 9 employees	—	X	X	X
	Establishments with 10 to 19 employees	1	X	X	X
	Establishments with 20 to 49 employees	2	X	X	X
	Establishments with 50 to 99 employees	1	X	X	X
	Establishments with 100 to 249 employees	1	X	X	X
	Establishments with 250 to 499 employees	—	X	X	X
	Establishments with 500 to 999 employees	—	X	X	X
	Establishments with 1,000 employees or more	—	X	X	X
541519	Other computer related services				
	All establishments	90	835	21 409	84 903
	Establishments with 1 to 4 employees	72	X	X	X
	Establishments with 5 to 9 employees	9	X	X	X
	Establishments with 10 to 19 employees	3	X	X	X
	Establishments with 20 to 49 employees	3	X	X	X
	Establishments with 50 to 99 employees	2	X	X	X
	Establishments with 100 to 249 employees	—	X	X	X
	Establishments with 250 to 499 employees	1	X	X	X
	Establishments with 500 to 999 employees	—	X	X	X
	Establishments with 1,000 employees or more	—	X	X	X
5416	Management, scientific, and technical consulting services				
	All establishments	544	5 832	111 643	532 942
	Establishments with 1 to 4 employees	392	X	X	X
	Establishments with 5 to 9 employees	65	X	X	X
	Establishments with 10 to 19 employees	36	X	X	X
	Establishments with 20 to 49 employees	35	X	X	X
	Establishments with 50 to 99 employees	10	X	X	X
	Establishments with 100 to 249 employees	2	X	X	X
	Establishments with 250 to 499 employees	2	X	X	X
	Establishments with 500 to 999 employees	2	X	X	X
	Establishments with 1,000 employees or more	—	X	X	X
54161	Management consulting services				
	All establishments	448	3 857	84 230	404 633
	Establishments with 1 to 4 employees	327	X	X	X
	Establishments with 5 to 9 employees	53	X	X	X
	Establishments with 10 to 19 employees	28	X	X	X
	Establishments with 20 to 49 employees	27	X	X	X
	Establishments with 50 to 99 employees	9	X	X	X
	Establishments with 100 to 249 employees	2	X	X	X
	Establishments with 250 to 499 employees	1	X	X	X
	Establishments with 500 to 999 employees	1	X	X	X
	Establishments with 1,000 employees or more	—	X	X	X
541611	Administrative management and general management consulting services				
	All establishments	193	2 324	56 736	265 964
	Establishments with 1 to 4 employees	139	X	X	X
	Establishments with 5 to 9 employees	19	X	X	X
	Establishments with 10 to 19 employees	17	X	X	X
	Establishments with 20 to 49 employees	10	X	X	X
	Establishments with 50 to 99 employees	5	X	X	X
	Establishments with 100 to 249 employees	1	X	X	X
	Establishments with 250 to 499 employees	1	X	X	X

See footnotes at end of table.

Table 5. Establishments, Employees, and Payroll by Industry and Employment Size of Establishments by County: 2004—Con.

[Excludes most government employees, railroad employees, and self-employed persons. Size class 1 to 4 employees includes establishments having payroll, but no employees, during mid-March pay period. For meaning of abbreviations and symbols, see introductory text. For explanation of terms, see Appendix A. For statement on reliability, see the note at the end of the table and Appendix C]

NAICS code	Geography, kind of business, and employment size class	Establishments (number)	Paid employees for pay period including March 12 (number)	First-quarter payroll (\$1,000)	Annual payroll (\$1,000)
	MORRIS—Con.				
54	Professional, scientific, and technical services—Con.				
541	Professional, scientific, and technical services—Con.				
5416	Management, scientific, and technical consulting services—Con.				
54161	Management consulting services—Con.				
541611	Administrative management and general management consulting services—Con.				
	All establishments—Con.				
	Establishments with 500 to 999 employees	1	X	X	X
	Establishments with 1,000 employees or more	—	X	X	X
541612	Human resources and executive search consulting services				
	All establishments	85	555	11 390	43 483
	Establishments with 1 to 4 employees	61	X	X	X
	Establishments with 5 to 9 employees	11	X	X	X
	Establishments with 10 to 19 employees	5	X	X	X
	Establishments with 20 to 49 employees	7	X	X	X
	Establishments with 50 to 99 employees	1	X	X	X
	Establishments with 100 to 249 employees	—	X	X	X
	Establishments with 250 to 499 employees	—	X	X	X
	Establishments with 500 to 999 employees	—	X	X	X
	Establishments with 1,000 employees or more	—	X	X	X
541613	Marketing consulting services				
	All establishments	107	553	10 510	70 066
	Establishments with 1 to 4 employees	87	X	X	X
	Establishments with 5 to 9 employees	10	X	X	X
	Establishments with 10 to 19 employees	2	X	X	X
	Establishments with 20 to 49 employees	6	X	X	X
	Establishments with 50 to 99 employees	1	X	X	X
	Establishments with 100 to 249 employees	1	X	X	X
	Establishments with 250 to 499 employees	—	X	X	X
	Establishments with 500 to 999 employees	—	X	X	X
	Establishments with 1,000 employees or more	—	X	X	X
541614	Process, physical distribution, and logistics consulting services				
	All establishments	39	371	5 103	22 564
	Establishments with 1 to 4 employees	20	X	X	X
	Establishments with 5 to 9 employees	10	X	X	X
	Establishments with 10 to 19 employees	3	X	X	X
	Establishments with 20 to 49 employees	4	X	X	X
	Establishments with 50 to 99 employees	2	X	X	X
	Establishments with 100 to 249 employees	—	X	X	X
	Establishments with 250 to 499 employees	—	X	X	X
	Establishments with 500 to 999 employees	—	X	X	X
	Establishments with 1,000 employees or more	—	X	X	X
54162	Environmental consulting services				
	All establishments	38	362	5 637	27 882
	Establishments with 1 to 4 employees	19	X	X	X
	Establishments with 5 to 9 employees	8	X	X	X
	Establishments with 10 to 19 employees	5	X	X	X
	Establishments with 20 to 49 employees	5	X	X	X
	Establishments with 50 to 99 employees	1	X	X	X
	Establishments with 100 to 249 employees	—	X	X	X
	Establishments with 250 to 499 employees	—	X	X	X
	Establishments with 500 to 999 employees	—	X	X	X
	Establishments with 1,000 employees or more	—	X	X	X
541620	Environmental consulting services				
	All establishments	38	362	5 637	27 882
	Establishments with 1 to 4 employees	19	X	X	X
	Establishments with 5 to 9 employees	8	X	X	X
	Establishments with 10 to 19 employees	5	X	X	X
	Establishments with 20 to 49 employees	5	X	X	X
	Establishments with 50 to 99 employees	1	X	X	X
	Establishments with 100 to 249 employees	—	X	X	X
	Establishments with 250 to 499 employees	—	X	X	X
	Establishments with 500 to 999 employees	—	X	X	X
	Establishments with 1,000 employees or more	—	X	X	X
54169	Other scientific and technical consulting services				
	All establishments	58	1 613	21 776	100 427
	Establishments with 1 to 4 employees	46	X	X	X
	Establishments with 5 to 9 employees	4	X	X	X
	Establishments with 10 to 19 employees	3	X	X	X
	Establishments with 20 to 49 employees	3	X	X	X
	Establishments with 50 to 99 employees	—	X	X	X
	Establishments with 100 to 249 employees	—	X	X	X
	Establishments with 250 to 499 employees	1	X	X	X
	Establishments with 500 to 999 employees	1	X	X	X
	Establishments with 1,000 employees or more	—	X	X	X

See footnotes at end of table.

Table 5. Establishments, Employees, and Payroll by Industry and Employment Size of Establishments by County: 2004—Con.

[Excludes most government employees, railroad employees, and self-employed persons. Size class 1 to 4 employees includes establishments having payroll, but no employees, during mid-March pay period. For meaning of abbreviations and symbols, see introductory text. For explanation of terms, see Appendix A. For statement on reliability, see the note at the end of the table and Appendix C]

NAICS code	Geography, kind of business, and employment size class	Establishments (number)	Paid employees for pay period including March 12 (number)	First-quarter payroll (\$1,000)	Annual payroll (\$1,000)
	MORRIS—Con.				
54	Professional, scientific, and technical services—Con.				
541	Professional, scientific, and technical services—Con.				
5416	Management, scientific, and technical consulting services—Con.				
54169	Other scientific and technical consulting services—Con.				
541690	Other scientific and technical consulting services				
	All establishments	58	1 613	21 776	100 427
	Establishments with 1 to 4 employees	46	X	X	X
	Establishments with 5 to 9 employees	4	X	X	X
	Establishments with 10 to 19 employees	3	X	X	X
	Establishments with 20 to 49 employees	3	X	X	X
	Establishments with 50 to 99 employees	—	X	X	X
	Establishments with 100 to 249 employees	—	X	X	X
	Establishments with 250 to 499 employees	1	X	X	X
	Establishments with 500 to 999 employees	1	X	X	X
	Establishments with 1,000 employees or more	—	X	X	X
5417	Scientific research and development services				
	All establishments	64	4 158	118 582	489 209
	Establishments with 1 to 4 employees	35	X	X	X
	Establishments with 5 to 9 employees	9	X	X	X
	Establishments with 10 to 19 employees	3	X	X	X
	Establishments with 20 to 49 employees	4	X	X	X
	Establishments with 50 to 99 employees	5	X	X	X
	Establishments with 100 to 249 employees	4	X	X	X
	Establishments with 250 to 499 employees	1	X	X	X
	Establishments with 500 to 999 employees	2	X	X	X
	Establishments with 1,000 employees or more	1	X	X	X
54171	Research and development in the physical, engineering, and life sciences				
	All establishments	57	4 144	118 457	488 146
	Establishments with 1 to 4 employees	29	X	X	X
	Establishments with 5 to 9 employees	8	X	X	X
	Establishments with 10 to 19 employees	3	X	X	X
	Establishments with 20 to 49 employees	4	X	X	X
	Establishments with 50 to 99 employees	5	X	X	X
	Establishments with 100 to 249 employees	4	X	X	X
	Establishments with 250 to 499 employees	1	X	X	X
	Establishments with 500 to 999 employees	2	X	X	X
	Establishments with 1,000 employees or more	1	X	X	X
541710	Research and development in the physical, engineering, and life sciences				
	All establishments	57	4 144	118 457	488 146
	Establishments with 1 to 4 employees	29	X	X	X
	Establishments with 5 to 9 employees	8	X	X	X
	Establishments with 10 to 19 employees	3	X	X	X
	Establishments with 20 to 49 employees	4	X	X	X
	Establishments with 50 to 99 employees	5	X	X	X
	Establishments with 100 to 249 employees	4	X	X	X
	Establishments with 250 to 499 employees	1	X	X	X
	Establishments with 500 to 999 employees	2	X	X	X
	Establishments with 1,000 employees or more	1	X	X	X
5418	Advertising and related services				
	All establishments	136	1 551	28 929	120 503
	Establishments with 1 to 4 employees	74	X	X	X
	Establishments with 5 to 9 employees	30	X	X	X
	Establishments with 10 to 19 employees	15	X	X	X
	Establishments with 20 to 49 employees	14	X	X	X
	Establishments with 50 to 99 employees	2	X	X	X
	Establishments with 100 to 249 employees	—	X	X	X
	Establishments with 250 to 499 employees	1	X	X	X
	Establishments with 500 to 999 employees	—	X	X	X
	Establishments with 1,000 employees or more	—	X	X	X
54181	Advertising agencies				
	All establishments	59	972	22 434	90 604
	Establishments with 1 to 4 employees	25	X	X	X
	Establishments with 5 to 9 employees	15	X	X	X
	Establishments with 10 to 19 employees	7	X	X	X
	Establishments with 20 to 49 employees	11	X	X	X
	Establishments with 50 to 99 employees	—	X	X	X
	Establishments with 100 to 249 employees	—	X	X	X
	Establishments with 250 to 499 employees	1	X	X	X
	Establishments with 500 to 999 employees	—	X	X	X
	Establishments with 1,000 employees or more	—	X	X	X
541810	Advertising agencies				
	All establishments	59	972	22 434	90 604
	Establishments with 1 to 4 employees	25	X	X	X
	Establishments with 5 to 9 employees	15	X	X	X
	Establishments with 10 to 19 employees	7	X	X	X
	Establishments with 20 to 49 employees	11	X	X	X
	Establishments with 50 to 99 employees	—	X	X	X
	Establishments with 100 to 249 employees	—	X	X	X

See footnotes at end of table.

Table 5. Establishments, Employees, and Payroll by Industry and Employment Size of Establishments by County: 2004—Con.

[Excludes most government employees, railroad employees, and self-employed persons. Size class 1 to 4 employees includes establishments having payroll, but no employees, during mid-March pay period. For meaning of abbreviations and symbols, see introductory text. For explanation of terms, see Appendix A. For statement on reliability, see the note at the end of the table and Appendix C]

NAICS code	Geography, kind of business, and employment size class	Establishments (number)	Paid employees for pay period including March 12 (number)	First-quarter payroll (\$1,000)	Annual payroll (\$1,000)
	MORRIS—Con.				
54	Professional, scientific, and technical services—Con.				
541	Professional, scientific, and technical services—Con.				
5418	Advertising and related services—Con.				
54181	Advertising agencies—Con.				
541810	Advertising agencies—Con.				
	All establishments—Con.				
	Establishments with 250 to 499 employees	1	X	X	X
	Establishments with 500 to 999 employees	—	X	X	X
	Establishments with 1,000 employees or more	—	X	X	X
54186	Direct mail advertising				
	All establishments	7	202	1 890	7 746
	Establishments with 1 to 4 employees	1	X	X	X
	Establishments with 5 to 9 employees	2	X	X	X
	Establishments with 10 to 19 employees	1	X	X	X
	Establishments with 20 to 49 employees	2	X	X	X
	Establishments with 50 to 99 employees	1	X	X	X
	Establishments with 100 to 249 employees	—	X	X	X
	Establishments with 250 to 499 employees	—	X	X	X
	Establishments with 500 to 999 employees	—	X	X	X
	Establishments with 1,000 employees or more	—	X	X	X
541860	Direct mail advertising				
	All establishments	7	202	1 890	7 746
	Establishments with 1 to 4 employees	1	X	X	X
	Establishments with 5 to 9 employees	2	X	X	X
	Establishments with 10 to 19 employees	1	X	X	X
	Establishments with 20 to 49 employees	2	X	X	X
	Establishments with 50 to 99 employees	1	X	X	X
	Establishments with 100 to 249 employees	—	X	X	X
	Establishments with 250 to 499 employees	—	X	X	X
	Establishments with 500 to 999 employees	—	X	X	X
	Establishments with 1,000 employees or more	—	X	X	X
54189	Other services related to advertising				
	All establishments	28	231	3 013	14 150
	Establishments with 1 to 4 employees	16	X	X	X
	Establishments with 5 to 9 employees	7	X	X	X
	Establishments with 10 to 19 employees	3	X	X	X
	Establishments with 20 to 49 employees	1	X	X	X
	Establishments with 50 to 99 employees	1	X	X	X
	Establishments with 100 to 249 employees	—	X	X	X
	Establishments with 250 to 499 employees	—	X	X	X
	Establishments with 500 to 999 employees	—	X	X	X
	Establishments with 1,000 employees or more	—	X	X	X
541890	Other services related to advertising				
	All establishments	28	231	3 013	14 150
	Establishments with 1 to 4 employees	16	X	X	X
	Establishments with 5 to 9 employees	7	X	X	X
	Establishments with 10 to 19 employees	3	X	X	X
	Establishments with 20 to 49 employees	1	X	X	X
	Establishments with 50 to 99 employees	1	X	X	X
	Establishments with 100 to 249 employees	—	X	X	X
	Establishments with 250 to 499 employees	—	X	X	X
	Establishments with 500 to 999 employees	—	X	X	X
	Establishments with 1,000 employees or more	—	X	X	X
5419	Other professional, scientific, and technical services				
	All establishments	206	1 581	18 321	74 050
	Establishments with 1 to 4 employees	132	X	X	X
	Establishments with 5 to 9 employees	31	X	X	X
	Establishments with 10 to 19 employees	27	X	X	X
	Establishments with 20 to 49 employees	12	X	X	X
	Establishments with 50 to 99 employees	2	X	X	X
	Establishments with 100 to 249 employees	2	X	X	X
	Establishments with 250 to 499 employees	—	X	X	X
	Establishments with 500 to 999 employees	—	X	X	X
	Establishments with 1,000 employees or more	—	X	X	X
54191	Marketing research and public opinion polling				
	All establishments	31	640	10 347	37 953
	Establishments with 1 to 4 employees	17	X	X	X
	Establishments with 5 to 9 employees	3	X	X	X
	Establishments with 10 to 19 employees	5	X	X	X
	Establishments with 20 to 49 employees	3	X	X	X
	Establishments with 50 to 99 employees	1	X	X	X
	Establishments with 100 to 249 employees	2	X	X	X
	Establishments with 250 to 499 employees	—	X	X	X
	Establishments with 500 to 999 employees	—	X	X	X
	Establishments with 1,000 employees or more	—	X	X	X

See footnotes at end of table.

Table 5. Establishments, Employees, and Payroll by Industry and Employment Size of Establishments by County: 2004—Con.

[Excludes most government employees, railroad employees, and self-employed persons. Size class 1 to 4 employees includes establishments having payroll, but no employees, during mid-March pay period. For meaning of abbreviations and symbols, see introductory text. For explanation of terms, see Appendix A. For statement on reliability, see the note at the end of the table and Appendix C]

NAICS code	Geography, kind of business, and employment size class	Establishments (number)	Paid employees for pay period including March 12 (number)	First-quarter payroll (\$1,000)	Annual payroll (\$1,000)
	MORRIS—Con.				
54	Professional, scientific, and technical services—Con.				
541	Professional, scientific, and technical services—Con.				
5419	Other professional, scientific, and technical services—Con.				
54191	Marketing research and public opinion polling—Con.				
541910	Marketing research and public opinion polling				
	All establishments	31	640	10 347	37 953
	Establishments with 1 to 4 employees	17	X	X	X
	Establishments with 5 to 9 employees	3	X	X	X
	Establishments with 10 to 19 employees	5	X	X	X
	Establishments with 20 to 49 employees	3	X	X	X
	Establishments with 50 to 99 employees	1	X	X	X
	Establishments with 100 to 249 employees	2	X	X	X
	Establishments with 250 to 499 employees	—	X	X	X
	Establishments with 500 to 999 employees	—	X	X	X
	Establishments with 1,000 employees or more	—	X	X	X
54192	Photographic services				
	All establishments	36	139	550	2 716
	Establishments with 1 to 4 employees	27	X	X	X
	Establishments with 5 to 9 employees	3	X	X	X
	Establishments with 10 to 19 employees	6	X	X	X
	Establishments with 20 to 49 employees	—	X	X	X
	Establishments with 50 to 99 employees	—	X	X	X
	Establishments with 100 to 249 employees	—	X	X	X
	Establishments with 250 to 499 employees	—	X	X	X
	Establishments with 500 to 999 employees	—	X	X	X
	Establishments with 1,000 employees or more	—	X	X	X
541921	Photography studios, portrait				
	All establishments	23	114	399	1 835
	Establishments with 1 to 4 employees	15	X	X	X
	Establishments with 5 to 9 employees	3	X	X	X
	Establishments with 10 to 19 employees	5	X	X	X
	Establishments with 20 to 49 employees	—	X	X	X
	Establishments with 50 to 99 employees	—	X	X	X
	Establishments with 100 to 249 employees	—	X	X	X
	Establishments with 250 to 499 employees	—	X	X	X
	Establishments with 500 to 999 employees	—	X	X	X
	Establishments with 1,000 employees or more	—	X	X	X
54194	Veterinary services				
	All establishments	48	486	3 110	14 702
	Establishments with 1 to 4 employees	17	X	X	X
	Establishments with 5 to 9 employees	13	X	X	X
	Establishments with 10 to 19 employees	10	X	X	X
	Establishments with 20 to 49 employees	8	X	X	X
	Establishments with 50 to 99 employees	—	X	X	X
	Establishments with 100 to 249 employees	—	X	X	X
	Establishments with 250 to 499 employees	—	X	X	X
	Establishments with 500 to 999 employees	—	X	X	X
	Establishments with 1,000 employees or more	—	X	X	X
541940	Veterinary services				
	All establishments	48	486	3 110	14 702
	Establishments with 1 to 4 employees	17	X	X	X
	Establishments with 5 to 9 employees	13	X	X	X
	Establishments with 10 to 19 employees	10	X	X	X
	Establishments with 20 to 49 employees	8	X	X	X
	Establishments with 50 to 99 employees	—	X	X	X
	Establishments with 100 to 249 employees	—	X	X	X
	Establishments with 250 to 499 employees	—	X	X	X
	Establishments with 500 to 999 employees	—	X	X	X
	Establishments with 1,000 employees or more	—	X	X	X
54199	All other professional, scientific, and technical services				
	All establishments	84	274	3 976	17 373
	Establishments with 1 to 4 employees	66	X	X	X
	Establishments with 5 to 9 employees	11	X	X	X
	Establishments with 10 to 19 employees	6	X	X	X
	Establishments with 20 to 49 employees	—	X	X	X
	Establishments with 50 to 99 employees	1	X	X	X
	Establishments with 100 to 249 employees	—	X	X	X
	Establishments with 250 to 499 employees	—	X	X	X
	Establishments with 500 to 999 employees	—	X	X	X
	Establishments with 1,000 employees or more	—	X	X	X
541990	All other professional, scientific, and technical services				
	All establishments	84	274	3 976	17 373
	Establishments with 1 to 4 employees	66	X	X	X
	Establishments with 5 to 9 employees	11	X	X	X
	Establishments with 10 to 19 employees	6	X	X	X
	Establishments with 20 to 49 employees	—	X	X	X
	Establishments with 50 to 99 employees	1	X	X	X
	Establishments with 100 to 249 employees	—	X	X	X
	Establishments with 250 to 499 employees	—	X	X	X
	Establishments with 500 to 999 employees	—	X	X	X
	Establishments with 1,000 employees or more	—	X	X	X

See footnotes at end of table.

Table 5. Establishments, Employees, and Payroll by Industry and Employment Size of Establishments by County: 2004—Con.

[Excludes most government employees, railroad employees, and self-employed persons. Size class 1 to 4 employees includes establishments having payroll, but no employees, during mid-March pay period. For meaning of abbreviations and symbols, see introductory text. For explanation of terms, see Appendix A. For statement on reliability, see the note at the end of the table and Appendix C]

NAICS code	Geography, kind of business, and employment size class	Establishments (number)	Paid employees for pay period including March 12 (number)	First-quarter payroll (\$1,000)	Annual payroll (\$1,000)
	MORRIS—Con.				
54	Professional, scientific, and technical services—Con.				
541	Professional, scientific, and technical services—Con.				
5419	Other professional, scientific, and technical services—Con.				
54199	All other professional, scientific, and technical services—Con.				
541990	All other professional, scientific, and technical services—Con.				
	All establishments—Con.				
	Establishments with 1,000 employees or more	—	X	X	X
55	Management of companies and enterprises				
	All establishments	141	19 973	498 679	1 758 444
	Establishments with 1 to 4 employees	32	X	X	X
	Establishments with 5 to 9 employees	18	X	X	X
	Establishments with 10 to 19 employees	13	X	X	X
	Establishments with 20 to 49 employees	28	X	X	X
	Establishments with 50 to 99 employees	12	X	X	X
	Establishments with 100 to 249 employees	20	X	X	X
	Establishments with 250 to 499 employees	9	X	X	X
	Establishments with 500 to 999 employees	6	X	X	X
	Establishments with 1,000 employees or more	3	X	X	X
551	Management of companies and enterprises				
	All establishments	141	19 973	498 679	1 758 444
	Establishments with 1 to 4 employees	32	X	X	X
	Establishments with 5 to 9 employees	18	X	X	X
	Establishments with 10 to 19 employees	13	X	X	X
	Establishments with 20 to 49 employees	28	X	X	X
	Establishments with 50 to 99 employees	12	X	X	X
	Establishments with 100 to 249 employees	20	X	X	X
	Establishments with 250 to 499 employees	9	X	X	X
	Establishments with 500 to 999 employees	6	X	X	X
	Establishments with 1,000 employees or more	3	X	X	X
5511	Management of companies and enterprises				
	All establishments	141	19 973	498 679	1 758 444
	Establishments with 1 to 4 employees	32	X	X	X
	Establishments with 5 to 9 employees	18	X	X	X
	Establishments with 10 to 19 employees	13	X	X	X
	Establishments with 20 to 49 employees	28	X	X	X
	Establishments with 50 to 99 employees	12	X	X	X
	Establishments with 100 to 249 employees	20	X	X	X
	Establishments with 250 to 499 employees	9	X	X	X
	Establishments with 500 to 999 employees	6	X	X	X
	Establishments with 1,000 employees or more	3	X	X	X
55111	Management of companies and enterprises				
	All establishments	141	19 973	498 679	1 758 444
	Establishments with 1 to 4 employees	32	X	X	X
	Establishments with 5 to 9 employees	18	X	X	X
	Establishments with 10 to 19 employees	13	X	X	X
	Establishments with 20 to 49 employees	28	X	X	X
	Establishments with 50 to 99 employees	12	X	X	X
	Establishments with 100 to 249 employees	20	X	X	X
	Establishments with 250 to 499 employees	9	X	X	X
	Establishments with 500 to 999 employees	6	X	X	X
	Establishments with 1,000 employees or more	3	X	X	X
551111	Management of companies and enterprises				
	All establishments	141	19 973	498 679	1 758 444
	Establishments with 1 to 4 employees	32	X	X	X
	Establishments with 5 to 9 employees	18	X	X	X
	Establishments with 10 to 19 employees	13	X	X	X
	Establishments with 20 to 49 employees	28	X	X	X
	Establishments with 50 to 99 employees	12	X	X	X
	Establishments with 100 to 249 employees	20	X	X	X
	Establishments with 250 to 499 employees	9	X	X	X
	Establishments with 500 to 999 employees	6	X	X	X
	Establishments with 1,000 employees or more	3	X	X	X
5511111	Offices of bank holding companies				
	All establishments	2	c	D	D
	Establishments with 1 to 4 employees	—	X	X	X
	Establishments with 5 to 9 employees	—	X	X	X
	Establishments with 10 to 19 employees	—	X	X	X
	Establishments with 20 to 49 employees	1	X	X	X
	Establishments with 50 to 99 employees	—	X	X	X
	Establishments with 100 to 249 employees	1	X	X	X
	Establishments with 250 to 499 employees	—	X	X	X
	Establishments with 500 to 999 employees	—	X	X	X
	Establishments with 1,000 employees or more	—	X	X	X
5511112	Offices of other holding companies				
	All establishments	22	c	D	D
	Establishments with 1 to 4 employees	14	X	X	X
	Establishments with 5 to 9 employees	4	X	X	X
	Establishments with 10 to 19 employees	1	X	X	X
	Establishments with 20 to 49 employees	2	X	X	X
	Establishments with 50 to 99 employees	—	X	X	X
	Establishments with 100 to 249 employees	1	X	X	X
	Establishments with 250 to 499 employees	—	X	X	X
	Establishments with 500 to 999 employees	—	X	X	X
	Establishments with 1,000 employees or more	—	X	X	X

See footnotes at end of table.

Table 5. Establishments, Employees, and Payroll by Industry and Employment Size of Establishments by County: 2004—Con.

[Excludes most government employees, railroad employees, and self-employed persons. Size class 1 to 4 employees includes establishments having payroll, but no employees, during mid-March pay period. For meaning of abbreviations and symbols, see introductory text. For explanation of terms, see Appendix A. For statement on reliability, see the note at the end of the table and Appendix C]

NAICS code	Geography, kind of business, and employment size class	Establishments (number)	Paid employees for pay period including March 12 (number)	First-quarter payroll (\$1,000)	Annual payroll (\$1,000)
	MORRIS—Con.				
55	Management of companies and enterprises—Con.				
551	Management of companies and enterprises—Con.				
5511	Management of companies and enterprises—Con.				
55111	Management of companies and enterprises—Con.				
551114	Corporate, subsidiary, and regional managing offices				
	All establishments	117	19 576	489 158	1 723 906
	Establishments with 1 to 4 employees	18	X	X	X
	Establishments with 5 to 9 employees	14	X	X	X
	Establishments with 10 to 19 employees	12	X	X	X
	Establishments with 20 to 49 employees	25	X	X	X
	Establishments with 50 to 99 employees	12	X	X	X
	Establishments with 100 to 249 employees	18	X	X	X
	Establishments with 250 to 499 employees	9	X	X	X
	Establishments with 500 to 999 employees	6	X	X	X
	Establishments with 1,000 employees or more	3	X	X	X
56	Administrative and support and waste management and remediation services				
	All establishments	1 180	25 918	203 516	904 394
	Establishments with 1 to 4 employees	722	X	X	X
	Establishments with 5 to 9 employees	161	X	X	X
	Establishments with 10 to 19 employees	103	X	X	X
	Establishments with 20 to 49 employees	99	X	X	X
	Establishments with 50 to 99 employees	46	X	X	X
	Establishments with 100 to 249 employees	37	X	X	X
	Establishments with 250 to 499 employees	5	X	X	X
	Establishments with 500 to 999 employees	4	X	X	X
	Establishments with 1,000 employees or more	3	X	X	X
561	Administrative and support services				
	All establishments	1 126	24 900	192 093	855 824
	Establishments with 1 to 4 employees	701	X	X	X
	Establishments with 5 to 9 employees	151	X	X	X
	Establishments with 10 to 19 employees	96	X	X	X
	Establishments with 20 to 49 employees	88	X	X	X
	Establishments with 50 to 99 employees	43	X	X	X
	Establishments with 100 to 249 employees	35	X	X	X
	Establishments with 250 to 499 employees	5	X	X	X
	Establishments with 500 to 999 employees	4	X	X	X
	Establishments with 1,000 employees or more	3	X	X	X
5611	Office administrative services				
	All establishments	68	3 080	31 246	130 004
	Establishments with 1 to 4 employees	38	X	X	X
	Establishments with 5 to 9 employees	7	X	X	X
	Establishments with 10 to 19 employees	10	X	X	X
	Establishments with 20 to 49 employees	8	X	X	X
	Establishments with 50 to 99 employees	3	X	X	X
	Establishments with 100 to 249 employees	1	X	X	X
	Establishments with 250 to 499 employees	—	X	X	X
	Establishments with 500 to 999 employees	—	X	X	X
	Establishments with 1,000 employees or more	1	X	X	X
56111	Office administrative services				
	All establishments	68	3 080	31 246	130 004
	Establishments with 1 to 4 employees	38	X	X	X
	Establishments with 5 to 9 employees	7	X	X	X
	Establishments with 10 to 19 employees	10	X	X	X
	Establishments with 20 to 49 employees	8	X	X	X
	Establishments with 50 to 99 employees	3	X	X	X
	Establishments with 100 to 249 employees	1	X	X	X
	Establishments with 250 to 499 employees	—	X	X	X
	Establishments with 500 to 999 employees	—	X	X	X
	Establishments with 1,000 employees or more	1	X	X	X
561110	Office administrative services				
	All establishments	68	3 080	31 246	130 004
	Establishments with 1 to 4 employees	38	X	X	X
	Establishments with 5 to 9 employees	7	X	X	X
	Establishments with 10 to 19 employees	10	X	X	X
	Establishments with 20 to 49 employees	8	X	X	X
	Establishments with 50 to 99 employees	3	X	X	X
	Establishments with 100 to 249 employees	1	X	X	X
	Establishments with 250 to 499 employees	—	X	X	X
	Establishments with 500 to 999 employees	—	X	X	X
	Establishments with 1,000 employees or more	1	X	X	X
5612	Facilities support services				
	All establishments	11	262	2 784	10 956
	Establishments with 1 to 4 employees	4	X	X	X
	Establishments with 5 to 9 employees	1	X	X	X
	Establishments with 10 to 19 employees	2	X	X	X
	Establishments with 20 to 49 employees	3	X	X	X
	Establishments with 50 to 99 employees	—	X	X	X
	Establishments with 100 to 249 employees	1	X	X	X
	Establishments with 250 to 499 employees	—	X	X	X
	Establishments with 500 to 999 employees	—	X	X	X

See footnotes at end of table.

Table 5. Establishments, Employees, and Payroll by Industry and Employment Size of Establishments by County: 2004—Con.

[Excludes most government employees, railroad employees, and self-employed persons. Size class 1 to 4 employees includes establishments having payroll, but no employees, during mid-March pay period. For meaning of abbreviations and symbols, see introductory text. For explanation of terms, see Appendix A. For statement on reliability, see the note at the end of the table and Appendix C]

NAICS code	Geography, kind of business, and employment size class	Establishments (number)	Paid employees for pay period including March 12 (number)	First-quarter payroll (\$1,000)	Annual payroll (\$1,000)
56	MORRIS—Con.				
	Administrative and support and waste management and remediation services—Con.				
561	Administrative and support services—Con.				
5612	Facilities support services—Con.				
	All establishments—Con.				
	Establishments with 1,000 employees or more	—	X	X	X
56121	Facilities support services				
	All establishments	11	262	2 784	10 956
	Establishments with 1 to 4 employees	4	X	X	X
	Establishments with 5 to 9 employees	1	X	X	X
	Establishments with 10 to 19 employees	2	X	X	X
	Establishments with 20 to 49 employees	3	X	X	X
	Establishments with 50 to 99 employees	—	X	X	X
	Establishments with 100 to 249 employees	1	X	X	X
	Establishments with 250 to 499 employees	—	X	X	X
	Establishments with 500 to 999 employees	—	X	X	X
	Establishments with 1,000 employees or more	—	X	X	X
561210	Facilities support services				
	All establishments	11	262	2 784	10 956
	Establishments with 1 to 4 employees	4	X	X	X
	Establishments with 5 to 9 employees	1	X	X	X
	Establishments with 10 to 19 employees	2	X	X	X
	Establishments with 20 to 49 employees	3	X	X	X
	Establishments with 50 to 99 employees	—	X	X	X
	Establishments with 100 to 249 employees	1	X	X	X
	Establishments with 250 to 499 employees	—	X	X	X
	Establishments with 500 to 999 employees	—	X	X	X
	Establishments with 1,000 employees or more	—	X	X	X
5613	Employment services				
	All establishments	133	7 500	78 786	332 393
	Establishments with 1 to 4 employees	50	X	X	X
	Establishments with 5 to 9 employees	11	X	X	X
	Establishments with 10 to 19 employees	14	X	X	X
	Establishments with 20 to 49 employees	17	X	X	X
	Establishments with 50 to 99 employees	18	X	X	X
	Establishments with 100 to 249 employees	20	X	X	X
	Establishments with 250 to 499 employees	1	X	X	X
	Establishments with 500 to 999 employees	2	X	X	X
	Establishments with 1,000 employees or more	—	X	X	X
56131	Employment placement agencies				
	All establishments	38	437	5 721	26 048
	Establishments with 1 to 4 employees	22	X	X	X
	Establishments with 5 to 9 employees	5	X	X	X
	Establishments with 10 to 19 employees	4	X	X	X
	Establishments with 20 to 49 employees	5	X	X	X
	Establishments with 50 to 99 employees	2	X	X	X
	Establishments with 100 to 249 employees	—	X	X	X
	Establishments with 250 to 499 employees	—	X	X	X
	Establishments with 500 to 999 employees	—	X	X	X
	Establishments with 1,000 employees or more	—	X	X	X
561310	Employment placement agencies				
	All establishments	38	437	5 721	26 048
	Establishments with 1 to 4 employees	22	X	X	X
	Establishments with 5 to 9 employees	5	X	X	X
	Establishments with 10 to 19 employees	4	X	X	X
	Establishments with 20 to 49 employees	5	X	X	X
	Establishments with 50 to 99 employees	2	X	X	X
	Establishments with 100 to 249 employees	—	X	X	X
	Establishments with 250 to 499 employees	—	X	X	X
	Establishments with 500 to 999 employees	—	X	X	X
	Establishments with 1,000 employees or more	—	X	X	X
56132	Temporary help services				
	All establishments	83	5 741	50 684	218 487
	Establishments with 1 to 4 employees	24	X	X	X
	Establishments with 5 to 9 employees	5	X	X	X
	Establishments with 10 to 19 employees	9	X	X	X
	Establishments with 20 to 49 employees	11	X	X	X
	Establishments with 50 to 99 employees	13	X	X	X
	Establishments with 100 to 249 employees	19	X	X	X
	Establishments with 250 to 499 employees	1	X	X	X
	Establishments with 500 to 999 employees	1	X	X	X
	Establishments with 1,000 employees or more	—	X	X	X
561320	Temporary help services				
	All establishments	83	5 741	50 684	218 487
	Establishments with 1 to 4 employees	24	X	X	X
	Establishments with 5 to 9 employees	5	X	X	X
	Establishments with 10 to 19 employees	9	X	X	X
	Establishments with 20 to 49 employees	11	X	X	X
	Establishments with 50 to 99 employees	13	X	X	X
	Establishments with 100 to 249 employees	19	X	X	X

See footnotes at end of table.

Table 5. Establishments, Employees, and Payroll by Industry and Employment Size of Establishments by County: 2004—Con.

[Excludes most government employees, railroad employees, and self-employed persons. Size class 1 to 4 employees includes establishments having payroll, but no employees, during mid-March pay period. For meaning of abbreviations and symbols, see introductory text. For explanation of terms, see Appendix A. For statement on reliability, see the note at the end of the table and Appendix C]

NAICS code	Geography, kind of business, and employment size class	Establishments (number)	Paid employees for pay period including March 12 (number)	First-quarter payroll (\$1,000)	Annual payroll (\$1,000)
56	MORRIS—Con. Administrative and support and waste management and remediation services—Con.				
561	Administrative and support services—Con.				
5613	Employment services—Con.				
56132	Temporary help services—Con.				
561320	Temporary help services—Con.				
	All establishments—Con.				
	Establishments with 250 to 499 employees	1	X	X	X
	Establishments with 500 to 999 employees	1	X	X	X
	Establishments with 1,000 employees or more	—	X	X	X
56133	Professional employer organizations				
	All establishments	12	1 322	22 381	87 858
	Establishments with 1 to 4 employees	4	X	X	X
	Establishments with 5 to 9 employees	1	X	X	X
	Establishments with 10 to 19 employees	1	X	X	X
	Establishments with 20 to 49 employees	1	X	X	X
	Establishments with 50 to 99 employees	3	X	X	X
	Establishments with 100 to 249 employees	1	X	X	X
	Establishments with 250 to 499 employees	—	X	X	X
	Establishments with 500 to 999 employees	1	X	X	X
	Establishments with 1,000 employees or more	—	X	X	X
561330	Professional employer organizations				
	All establishments	12	1 322	22 381	87 858
	Establishments with 1 to 4 employees	4	X	X	X
	Establishments with 5 to 9 employees	1	X	X	X
	Establishments with 10 to 19 employees	1	X	X	X
	Establishments with 20 to 49 employees	1	X	X	X
	Establishments with 50 to 99 employees	3	X	X	X
	Establishments with 100 to 249 employees	1	X	X	X
	Establishments with 250 to 499 employees	—	X	X	X
	Establishments with 500 to 999 employees	1	X	X	X
	Establishments with 1,000 employees or more	—	X	X	X
5614	Business support services				
	All establishments	89	1 156	9 120	41 216
	Establishments with 1 to 4 employees	51	X	X	X
	Establishments with 5 to 9 employees	16	X	X	X
	Establishments with 10 to 19 employees	7	X	X	X
	Establishments with 20 to 49 employees	9	X	X	X
	Establishments with 50 to 99 employees	4	X	X	X
	Establishments with 100 to 249 employees	2	X	X	X
	Establishments with 250 to 499 employees	—	X	X	X
	Establishments with 500 to 999 employees	—	X	X	X
	Establishments with 1,000 employees or more	—	X	X	X
56141	Document preparation services				
	All establishments	19	332	2 301	9 609
	Establishments with 1 to 4 employees	12	X	X	X
	Establishments with 5 to 9 employees	4	X	X	X
	Establishments with 10 to 19 employees	—	X	X	X
	Establishments with 20 to 49 employees	1	X	X	X
	Establishments with 50 to 99 employees	1	X	X	X
	Establishments with 100 to 249 employees	1	X	X	X
	Establishments with 250 to 499 employees	—	X	X	X
	Establishments with 500 to 999 employees	—	X	X	X
	Establishments with 1,000 employees or more	—	X	X	X
561410	Document preparation services				
	All establishments	19	332	2 301	9 609
	Establishments with 1 to 4 employees	12	X	X	X
	Establishments with 5 to 9 employees	4	X	X	X
	Establishments with 10 to 19 employees	—	X	X	X
	Establishments with 20 to 49 employees	1	X	X	X
	Establishments with 50 to 99 employees	1	X	X	X
	Establishments with 100 to 249 employees	1	X	X	X
	Establishments with 250 to 499 employees	—	X	X	X
	Establishments with 500 to 999 employees	—	X	X	X
	Establishments with 1,000 employees or more	—	X	X	X
56142	Telephone call centers				
	All establishments	15	266	1 909	6 466
	Establishments with 1 to 4 employees	8	X	X	X
	Establishments with 5 to 9 employees	1	X	X	X
	Establishments with 10 to 19 employees	2	X	X	X
	Establishments with 20 to 49 employees	2	X	X	X
	Establishments with 50 to 99 employees	2	X	X	X
	Establishments with 100 to 249 employees	—	X	X	X
	Establishments with 250 to 499 employees	—	X	X	X
	Establishments with 500 to 999 employees	—	X	X	X
	Establishments with 1,000 employees or more	—	X	X	X

See footnotes at end of table.

Table 5. Establishments, Employees, and Payroll by Industry and Employment Size of Establishments by County: 2004—Con.

[Excludes most government employees, railroad employees, and self-employed persons. Size class 1 to 4 employees includes establishments having payroll, but no employees, during mid-March pay period. For meaning of abbreviations and symbols, see introductory text. For explanation of terms, see Appendix A. For statement on reliability, see the note at the end of the table and Appendix C]

NAICS code	Geography, kind of business, and employment size class	Establishments (number)	Paid employees for pay period including March 12 (number)	First-quarter payroll (\$1,000)	Annual payroll (\$1,000)
56	MORRIS—Con.				
	Administrative and support and waste management and remediation services—Con.				
561	Administrative and support services—Con.				
5614	Business support services—Con.				
56142	Telephone call centers—Con.				
561421	Telephone answering services				
	All establishments	5	126	862	3 105
	Establishments with 1 to 4 employees	2	X	X	X
	Establishments with 5 to 9 employees	—	X	X	X
	Establishments with 10 to 19 employees	1	X	X	X
	Establishments with 20 to 49 employees	1	X	X	X
	Establishments with 50 to 99 employees	1	X	X	X
	Establishments with 100 to 249 employees	—	X	X	X
	Establishments with 250 to 499 employees	—	X	X	X
	Establishments with 500 to 999 employees	—	X	X	X
	Establishments with 1,000 employees or more	—	X	X	X
561422	Telemarketing bureaus				
	All establishments	10	140	1 047	3 361
	Establishments with 1 to 4 employees	6	X	X	X
	Establishments with 5 to 9 employees	1	X	X	X
	Establishments with 10 to 19 employees	1	X	X	X
	Establishments with 20 to 49 employees	1	X	X	X
	Establishments with 50 to 99 employees	1	X	X	X
	Establishments with 100 to 249 employees	—	X	X	X
	Establishments with 250 to 499 employees	—	X	X	X
	Establishments with 500 to 999 employees	—	X	X	X
	Establishments with 1,000 employees or more	—	X	X	X
56143	Business service centers				
	All establishments	25	237	1 656	7 579
	Establishments with 1 to 4 employees	16	X	X	X
	Establishments with 5 to 9 employees	4	X	X	X
	Establishments with 10 to 19 employees	2	X	X	X
	Establishments with 20 to 49 employees	2	X	X	X
	Establishments with 50 to 99 employees	1	X	X	X
	Establishments with 100 to 249 employees	—	X	X	X
	Establishments with 250 to 499 employees	—	X	X	X
	Establishments with 500 to 999 employees	—	X	X	X
	Establishments with 1,000 employees or more	—	X	X	X
561439	Other business service centers (including copy shops)				
	All establishments	16	191	1 444	6 556
	Establishments with 1 to 4 employees	8	X	X	X
	Establishments with 5 to 9 employees	4	X	X	X
	Establishments with 10 to 19 employees	2	X	X	X
	Establishments with 20 to 49 employees	1	X	X	X
	Establishments with 50 to 99 employees	1	X	X	X
	Establishments with 100 to 249 employees	—	X	X	X
	Establishments with 250 to 499 employees	—	X	X	X
	Establishments with 500 to 999 employees	—	X	X	X
	Establishments with 1,000 employees or more	—	X	X	X
56144	Collection agencies				
	All establishments	11	132	1 638	7 723
	Establishments with 1 to 4 employees	4	X	X	X
	Establishments with 5 to 9 employees	3	X	X	X
	Establishments with 10 to 19 employees	1	X	X	X
	Establishments with 20 to 49 employees	3	X	X	X
	Establishments with 50 to 99 employees	—	X	X	X
	Establishments with 100 to 249 employees	—	X	X	X
	Establishments with 250 to 499 employees	—	X	X	X
	Establishments with 500 to 999 employees	—	X	X	X
	Establishments with 1,000 employees or more	—	X	X	X
561440	Collection agencies				
	All establishments	11	132	1 638	7 723
	Establishments with 1 to 4 employees	4	X	X	X
	Establishments with 5 to 9 employees	3	X	X	X
	Establishments with 10 to 19 employees	1	X	X	X
	Establishments with 20 to 49 employees	3	X	X	X
	Establishments with 50 to 99 employees	—	X	X	X
	Establishments with 100 to 249 employees	—	X	X	X
	Establishments with 250 to 499 employees	—	X	X	X
	Establishments with 500 to 999 employees	—	X	X	X
	Establishments with 1,000 employees or more	—	X	X	X
56145	Credit bureaus				
	All establishments	3	c	D	D
	Establishments with 1 to 4 employees	1	X	X	X
	Establishments with 5 to 9 employees	—	X	X	X
	Establishments with 10 to 19 employees	—	X	X	X
	Establishments with 20 to 49 employees	1	X	X	X
	Establishments with 50 to 99 employees	—	X	X	X
	Establishments with 100 to 249 employees	1	X	X	X
	Establishments with 250 to 499 employees	—	X	X	X

See footnotes at end of table.

Table 5. Establishments, Employees, and Payroll by Industry and Employment Size of Establishments by County: 2004—Con.

[Excludes most government employees, railroad employees, and self-employed persons. Size class 1 to 4 employees includes establishments having payroll, but no employees, during mid-March pay period. For meaning of abbreviations and symbols, see introductory text. For explanation of terms, see Appendix A. For statement on reliability, see the note at the end of the table and Appendix C]

NAICS code	Geography, kind of business, and employment size class	Establishments (number)	Paid employees for pay period including March 12 (number)	First-quarter payroll (\$1,000)	Annual payroll (\$1,000)
	MORRIS—Con.				
56	Administrative and support and waste management and remediation services—Con.				
561	Administrative and support services—Con.				
5614	Business support services—Con.				
56145	Credit bureaus—Con.				
	All establishments—Con.				
	Establishments with 500 to 999 employees	—	X	X	X
	Establishments with 1,000 employees or more	—	X	X	X
561450	Credit bureaus				
	All establishments	3	c	D	D
	Establishments with 1 to 4 employees	1	X	X	X
	Establishments with 5 to 9 employees	—	X	X	X
	Establishments with 10 to 19 employees	—	X	X	X
	Establishments with 20 to 49 employees	1	X	X	X
	Establishments with 50 to 99 employees	—	X	X	X
	Establishments with 100 to 249 employees	1	X	X	X
	Establishments with 250 to 499 employees	—	X	X	X
	Establishments with 500 to 999 employees	—	X	X	X
	Establishments with 1,000 employees or more	—	X	X	X
5615	Travel arrangement and reservation services				
	All establishments	86	868	11 911	46 743
	Establishments with 1 to 4 employees	43	X	X	X
	Establishments with 5 to 9 employees	22	X	X	X
	Establishments with 10 to 19 employees	11	X	X	X
	Establishments with 20 to 49 employees	8	X	X	X
	Establishments with 50 to 99 employees	1	X	X	X
	Establishments with 100 to 249 employees	1	X	X	X
	Establishments with 250 to 499 employees	—	X	X	X
	Establishments with 500 to 999 employees	—	X	X	X
	Establishments with 1,000 employees or more	—	X	X	X
56151	Travel agencies				
	All establishments	61	337	3 501	14 968
	Establishments with 1 to 4 employees	36	X	X	X
	Establishments with 5 to 9 employees	17	X	X	X
	Establishments with 10 to 19 employees	4	X	X	X
	Establishments with 20 to 49 employees	4	X	X	X
	Establishments with 50 to 99 employees	—	X	X	X
	Establishments with 100 to 249 employees	—	X	X	X
	Establishments with 250 to 499 employees	—	X	X	X
	Establishments with 500 to 999 employees	—	X	X	X
	Establishments with 1,000 employees or more	—	X	X	X
561510	Travel agencies				
	All establishments	61	337	3 501	14 968
	Establishments with 1 to 4 employees	36	X	X	X
	Establishments with 5 to 9 employees	17	X	X	X
	Establishments with 10 to 19 employees	4	X	X	X
	Establishments with 20 to 49 employees	4	X	X	X
	Establishments with 50 to 99 employees	—	X	X	X
	Establishments with 100 to 249 employees	—	X	X	X
	Establishments with 250 to 499 employees	—	X	X	X
	Establishments with 500 to 999 employees	—	X	X	X
	Establishments with 1,000 employees or more	—	X	X	X
56159	Other travel arrangement and reservation services				
	All establishments	17	463	7 718	28 507
	Establishments with 1 to 4 employees	2	X	X	X
	Establishments with 5 to 9 employees	3	X	X	X
	Establishments with 10 to 19 employees	7	X	X	X
	Establishments with 20 to 49 employees	3	X	X	X
	Establishments with 50 to 99 employees	1	X	X	X
	Establishments with 100 to 249 employees	1	X	X	X
	Establishments with 250 to 499 employees	—	X	X	X
	Establishments with 500 to 999 employees	—	X	X	X
	Establishments with 1,000 employees or more	—	X	X	X
561599	All other travel arrangement and reservation services				
	All establishments	16	e	D	D
	Establishments with 1 to 4 employees	1	X	X	X
	Establishments with 5 to 9 employees	3	X	X	X
	Establishments with 10 to 19 employees	7	X	X	X
	Establishments with 20 to 49 employees	3	X	X	X
	Establishments with 50 to 99 employees	1	X	X	X
	Establishments with 100 to 249 employees	1	X	X	X
	Establishments with 250 to 499 employees	—	X	X	X
	Establishments with 500 to 999 employees	—	X	X	X
	Establishments with 1,000 employees or more	—	X	X	X

See footnotes at end of table.

Table 5. Establishments, Employees, and Payroll by Industry and Employment Size of Establishments by County: 2004—Con.

[Excludes most government employees, railroad employees, and self-employed persons. Size class 1 to 4 employees includes establishments having payroll, but no employees, during mid-March pay period. For meaning of abbreviations and symbols, see introductory text. For explanation of terms, see Appendix A. For statement on reliability, see the note at the end of the table and Appendix C]

NAICS code	Geography, kind of business, and employment size class	Establishments (number)	Paid employees for pay period including March 12 (number)	First-quarter payroll (\$1,000)	Annual payroll (\$1,000)
	MORRIS—Con.				
56	Administrative and support and waste management and remediation services—Con.				
561	Administrative and support services—Con.				
5616	Investigation and security services				
	All establishments	49	2 002	11 851	56 788
	Establishments with 1 to 4 employees	27	X	X	X
	Establishments with 5 to 9 employees	7	X	X	X
	Establishments with 10 to 19 employees	5	X	X	X
	Establishments with 20 to 49 employees	4	X	X	X
	Establishments with 50 to 99 employees	1	X	X	X
	Establishments with 100 to 249 employees	4	X	X	X
	Establishments with 250 to 499 employees	—	X	X	X
	Establishments with 500 to 999 employees	1	X	X	X
	Establishments with 1,000 employees or more	—	X	X	X
56161	Investigation, guard, and armored car services				
	All establishments	23	1 625	7 997	36 639
	Establishments with 1 to 4 employees	12	X	X	X
	Establishments with 5 to 9 employees	3	X	X	X
	Establishments with 10 to 19 employees	2	X	X	X
	Establishments with 20 to 49 employees	2	X	X	X
	Establishments with 50 to 99 employees	—	X	X	X
	Establishments with 100 to 249 employees	3	X	X	X
	Establishments with 250 to 499 employees	—	X	X	X
	Establishments with 500 to 999 employees	1	X	X	X
	Establishments with 1,000 employees or more	—	X	X	X
561612	Security guards and patrol services				
	All establishments	11	1 542	7 462	34 522
	Establishments with 1 to 4 employees	3	X	X	X
	Establishments with 5 to 9 employees	2	X	X	X
	Establishments with 10 to 19 employees	1	X	X	X
	Establishments with 20 to 49 employees	1	X	X	X
	Establishments with 50 to 99 employees	—	X	X	X
	Establishments with 100 to 249 employees	3	X	X	X
	Establishments with 250 to 499 employees	—	X	X	X
	Establishments with 500 to 999 employees	1	X	X	X
	Establishments with 1,000 employees or more	—	X	X	X
56162	Security systems services				
	All establishments	26	377	3 854	20 149
	Establishments with 1 to 4 employees	15	X	X	X
	Establishments with 5 to 9 employees	4	X	X	X
	Establishments with 10 to 19 employees	3	X	X	X
	Establishments with 20 to 49 employees	2	X	X	X
	Establishments with 50 to 99 employees	1	X	X	X
	Establishments with 100 to 249 employees	1	X	X	X
	Establishments with 250 to 499 employees	—	X	X	X
	Establishments with 500 to 999 employees	—	X	X	X
	Establishments with 1,000 employees or more	—	X	X	X
561621	Security systems services (except locksmiths)				
	All establishments	17	337	3 533	18 855
	Establishments with 1 to 4 employees	10	X	X	X
	Establishments with 5 to 9 employees	1	X	X	X
	Establishments with 10 to 19 employees	2	X	X	X
	Establishments with 20 to 49 employees	2	X	X	X
	Establishments with 50 to 99 employees	1	X	X	X
	Establishments with 100 to 249 employees	1	X	X	X
	Establishments with 250 to 499 employees	—	X	X	X
	Establishments with 500 to 999 employees	—	X	X	X
	Establishments with 1,000 employees or more	—	X	X	X
5617	Services to buildings and dwellings				
	All establishments	641	9 058	39 008	202 433
	Establishments with 1 to 4 employees	464	X	X	X
	Establishments with 5 to 9 employees	79	X	X	X
	Establishments with 10 to 19 employees	42	X	X	X
	Establishments with 20 to 49 employees	34	X	X	X
	Establishments with 50 to 99 employees	11	X	X	X
	Establishments with 100 to 249 employees	4	X	X	X
	Establishments with 250 to 499 employees	4	X	X	X
	Establishments with 500 to 999 employees	1	X	X	X
	Establishments with 1,000 employees or more	2	X	X	X
56171	Exterminating and pest control services				
	All establishments	32	267	2 199	11 312
	Establishments with 1 to 4 employees	15	X	X	X
	Establishments with 5 to 9 employees	8	X	X	X
	Establishments with 10 to 19 employees	5	X	X	X
	Establishments with 20 to 49 employees	4	X	X	X
	Establishments with 50 to 99 employees	—	X	X	X
	Establishments with 100 to 249 employees	—	X	X	X
	Establishments with 250 to 499 employees	—	X	X	X
	Establishments with 500 to 999 employees	—	X	X	X
	Establishments with 1,000 employees or more	—	X	X	X

See footnotes at end of table.

Table 5. Establishments, Employees, and Payroll by Industry and Employment Size of Establishments by County: 2004—Con.

[Excludes most government employees, railroad employees, and self-employed persons. Size class 1 to 4 employees includes establishments having payroll, but no employees, during mid-March pay period. For meaning of abbreviations and symbols, see introductory text. For explanation of terms, see Appendix A. For statement on reliability, see the note at the end of the table and Appendix C]

NAICS code	Geography, kind of business, and employment size class	Establishments (number)	Paid employees for pay period including March 12 (number)	First-quarter payroll (\$1,000)	Annual payroll (\$1,000)
56	MORRIS—Con.				
	Administrative and support and waste management and remediation services—Con.				
561	Administrative and support services—Con.				
5617	Services to buildings and dwellings—Con.				
56171	Exterminating and pest control services—Con.				
561710	Exterminating and pest control services				
	All establishments	32	267	2 199	11 312
	Establishments with 1 to 4 employees	15	X	X	X
	Establishments with 5 to 9 employees	8	X	X	X
	Establishments with 10 to 19 employees	5	X	X	X
	Establishments with 20 to 49 employees	4	X	X	X
	Establishments with 50 to 99 employees	—	X	X	X
	Establishments with 100 to 249 employees	—	X	X	X
	Establishments with 250 to 499 employees	—	X	X	X
	Establishments with 500 to 999 employees	—	X	X	X
	Establishments with 1,000 employees or more	—	X	X	X
56172	Janitorial services				
	All establishments	138	7 015	26 176	114 217
	Establishments with 1 to 4 employees	65	X	X	X
	Establishments with 5 to 9 employees	24	X	X	X
	Establishments with 10 to 19 employees	13	X	X	X
	Establishments with 20 to 49 employees	18	X	X	X
	Establishments with 50 to 99 employees	8	X	X	X
	Establishments with 100 to 249 employees	3	X	X	X
	Establishments with 250 to 499 employees	4	X	X	X
	Establishments with 500 to 999 employees	1	X	X	X
	Establishments with 1,000 employees or more	2	X	X	X
561720	Janitorial services				
	All establishments	138	7 015	26 176	114 217
	Establishments with 1 to 4 employees	65	X	X	X
	Establishments with 5 to 9 employees	24	X	X	X
	Establishments with 10 to 19 employees	13	X	X	X
	Establishments with 20 to 49 employees	18	X	X	X
	Establishments with 50 to 99 employees	8	X	X	X
	Establishments with 100 to 249 employees	3	X	X	X
	Establishments with 250 to 499 employees	4	X	X	X
	Establishments with 500 to 999 employees	1	X	X	X
	Establishments with 1,000 employees or more	2	X	X	X
56173	Landscaping services				
	All establishments	419	1 585	9 552	71 029
	Establishments with 1 to 4 employees	344	X	X	X
	Establishments with 5 to 9 employees	41	X	X	X
	Establishments with 10 to 19 employees	18	X	X	X
	Establishments with 20 to 49 employees	12	X	X	X
	Establishments with 50 to 99 employees	3	X	X	X
	Establishments with 100 to 249 employees	1	X	X	X
	Establishments with 250 to 499 employees	—	X	X	X
	Establishments with 500 to 999 employees	—	X	X	X
	Establishments with 1,000 employees or more	—	X	X	X
561730	Landscaping services				
	All establishments	419	1 585	9 552	71 029
	Establishments with 1 to 4 employees	344	X	X	X
	Establishments with 5 to 9 employees	41	X	X	X
	Establishments with 10 to 19 employees	18	X	X	X
	Establishments with 20 to 49 employees	12	X	X	X
	Establishments with 50 to 99 employees	3	X	X	X
	Establishments with 100 to 249 employees	1	X	X	X
	Establishments with 250 to 499 employees	—	X	X	X
	Establishments with 500 to 999 employees	—	X	X	X
	Establishments with 1,000 employees or more	—	X	X	X
5619	Other support services				
	All establishments	49	974	7 387	35 291
	Establishments with 1 to 4 employees	24	X	X	X
	Establishments with 5 to 9 employees	8	X	X	X
	Establishments with 10 to 19 employees	5	X	X	X
	Establishments with 20 to 49 employees	5	X	X	X
	Establishments with 50 to 99 employees	5	X	X	X
	Establishments with 100 to 249 employees	2	X	X	X
	Establishments with 250 to 499 employees	—	X	X	X
	Establishments with 500 to 999 employees	—	X	X	X
	Establishments with 1,000 employees or more	—	X	X	X
56191	Packaging and labeling services				
	All establishments	14	681	5 083	25 480
	Establishments with 1 to 4 employees	3	X	X	X
	Establishments with 5 to 9 employees	2	X	X	X
	Establishments with 10 to 19 employees	1	X	X	X
	Establishments with 20 to 49 employees	2	X	X	X
	Establishments with 50 to 99 employees	4	X	X	X
	Establishments with 100 to 249 employees	2	X	X	X
	Establishments with 250 to 499 employees	—	X	X	X

See footnotes at end of table.

Table 5. Establishments, Employees, and Payroll by Industry and Employment Size of Establishments by County: 2004—Con.

[Excludes most government employees, railroad employees, and self-employed persons. Size class 1 to 4 employees includes establishments having payroll, but no employees, during mid-March pay period. For meaning of abbreviations and symbols, see introductory text. For explanation of terms, see Appendix A. For statement on reliability, see the note at the end of the table and Appendix C]

NAICS code	Geography, kind of business, and employment size class	Establishments (number)	Paid employees for pay period including March 12 (number)	First-quarter payroll (\$1,000)	Annual payroll (\$1,000)
	MORRIS—Con.				
56	Administrative and support and waste management and remediation services—Con.				
561	Administrative and support services—Con.				
5619	Other support services—Con.				
56191	Packaging and labeling services—Con.				
	All establishments—Con.				
	Establishments with 500 to 999 employees	—	X	X	X
	Establishments with 1,000 employees or more	—	X	X	X
561910	Packaging and labeling services				
	All establishments	14	681	5 083	25 480
	Establishments with 1 to 4 employees	3	X	X	X
	Establishments with 5 to 9 employees	2	X	X	X
	Establishments with 10 to 19 employees	1	X	X	X
	Establishments with 20 to 49 employees	2	X	X	X
	Establishments with 50 to 99 employees	4	X	X	X
	Establishments with 100 to 249 employees	2	X	X	X
	Establishments with 250 to 499 employees	—	X	X	X
	Establishments with 500 to 999 employees	—	X	X	X
	Establishments with 1,000 employees or more	—	X	X	X
56199	All other support services				
	All establishments	23	226	1 885	7 377
	Establishments with 1 to 4 employees	13	X	X	X
	Establishments with 5 to 9 employees	5	X	X	X
	Establishments with 10 to 19 employees	2	X	X	X
	Establishments with 20 to 49 employees	2	X	X	X
	Establishments with 50 to 99 employees	1	X	X	X
	Establishments with 100 to 249 employees	—	X	X	X
	Establishments with 250 to 499 employees	—	X	X	X
	Establishments with 500 to 999 employees	—	X	X	X
	Establishments with 1,000 employees or more	—	X	X	X
561990	All other support services				
	All establishments	23	226	1 885	7 377
	Establishments with 1 to 4 employees	13	X	X	X
	Establishments with 5 to 9 employees	5	X	X	X
	Establishments with 10 to 19 employees	2	X	X	X
	Establishments with 20 to 49 employees	2	X	X	X
	Establishments with 50 to 99 employees	1	X	X	X
	Establishments with 100 to 249 employees	—	X	X	X
	Establishments with 250 to 499 employees	—	X	X	X
	Establishments with 500 to 999 employees	—	X	X	X
	Establishments with 1,000 employees or more	—	X	X	X
562	Waste management and remediation services				
	All establishments	54	1 018	11 423	48 570
	Establishments with 1 to 4 employees	21	X	X	X
	Establishments with 5 to 9 employees	10	X	X	X
	Establishments with 10 to 19 employees	7	X	X	X
	Establishments with 20 to 49 employees	11	X	X	X
	Establishments with 50 to 99 employees	3	X	X	X
	Establishments with 100 to 249 employees	2	X	X	X
	Establishments with 250 to 499 employees	—	X	X	X
	Establishments with 500 to 999 employees	—	X	X	X
	Establishments with 1,000 employees or more	—	X	X	X
5621	Waste collection				
	All establishments	32	626	7 486	30 692
	Establishments with 1 to 4 employees	13	X	X	X
	Establishments with 5 to 9 employees	5	X	X	X
	Establishments with 10 to 19 employees	3	X	X	X
	Establishments with 20 to 49 employees	9	X	X	X
	Establishments with 50 to 99 employees	—	X	X	X
	Establishments with 100 to 249 employees	2	X	X	X
	Establishments with 250 to 499 employees	—	X	X	X
	Establishments with 500 to 999 employees	—	X	X	X
	Establishments with 1,000 employees or more	—	X	X	X
56211	Waste collection				
	All establishments	32	626	7 486	30 692
	Establishments with 1 to 4 employees	13	X	X	X
	Establishments with 5 to 9 employees	5	X	X	X
	Establishments with 10 to 19 employees	3	X	X	X
	Establishments with 20 to 49 employees	9	X	X	X
	Establishments with 50 to 99 employees	—	X	X	X
	Establishments with 100 to 249 employees	2	X	X	X
	Establishments with 250 to 499 employees	—	X	X	X
	Establishments with 500 to 999 employees	—	X	X	X
	Establishments with 1,000 employees or more	—	X	X	X

See footnotes at end of table.

Table 5. Establishments, Employees, and Payroll by Industry and Employment Size of Establishments by County: 2004—Con.

[Excludes most government employees, railroad employees, and self-employed persons. Size class 1 to 4 employees includes establishments having payroll, but no employees, during mid-March pay period. For meaning of abbreviations and symbols, see introductory text. For explanation of terms, see Appendix A. For statement on reliability, see the note at the end of the table and Appendix C]

NAICS code	Geography, kind of business, and employment size class	Establishments (number)	Paid employees for pay period including March 12 (number)	First-quarter payroll (\$1,000)	Annual payroll (\$1,000)
56	MORRIS—Con.				
	Administrative and support and waste management and remediation services—Con.				
562	Waste management and remediation services—Con.				
5621	Waste collection—Con.				
56211	Waste collection—Con.				
562111	Solid waste collection				
	All establishments	23	397	4 199	17 487
	Establishments with 1 to 4 employees	9	X	X	X
	Establishments with 5 to 9 employees	4	X	X	X
	Establishments with 10 to 19 employees	3	X	X	X
	Establishments with 20 to 49 employees	6	X	X	X
	Establishments with 50 to 99 employees	—	X	X	X
	Establishments with 100 to 249 employees	1	X	X	X
	Establishments with 250 to 499 employees	—	X	X	X
	Establishments with 500 to 999 employees	—	X	X	X
	Establishments with 1,000 employees or more	—	X	X	X
562112	Hazardous waste collection				
	All establishments	5	212	3 169	12 548
	Establishments with 1 to 4 employees	1	X	X	X
	Establishments with 5 to 9 employees	—	X	X	X
	Establishments with 10 to 19 employees	—	X	X	X
	Establishments with 20 to 49 employees	3	X	X	X
	Establishments with 50 to 99 employees	—	X	X	X
	Establishments with 100 to 249 employees	1	X	X	X
	Establishments with 250 to 499 employees	—	X	X	X
	Establishments with 500 to 999 employees	—	X	X	X
	Establishments with 1,000 employees or more	—	X	X	X
5629	Remediation and other waste management services				
	All establishments	18	e	D	D
	Establishments with 1 to 4 employees	6	X	X	X
	Establishments with 5 to 9 employees	5	X	X	X
	Establishments with 10 to 19 employees	3	X	X	X
	Establishments with 20 to 49 employees	2	X	X	X
	Establishments with 50 to 99 employees	2	X	X	X
	Establishments with 100 to 249 employees	—	X	X	X
	Establishments with 250 to 499 employees	—	X	X	X
	Establishments with 500 to 999 employees	—	X	X	X
	Establishments with 1,000 employees or more	—	X	X	X
56291	Remediation services				
	All establishments	12	241	2 086	10 103
	Establishments with 1 to 4 employees	4	X	X	X
	Establishments with 5 to 9 employees	3	X	X	X
	Establishments with 10 to 19 employees	2	X	X	X
	Establishments with 20 to 49 employees	1	X	X	X
	Establishments with 50 to 99 employees	2	X	X	X
	Establishments with 100 to 249 employees	—	X	X	X
	Establishments with 250 to 499 employees	—	X	X	X
	Establishments with 500 to 999 employees	—	X	X	X
	Establishments with 1,000 employees or more	—	X	X	X
562910	Remediation services				
	All establishments	12	241	2 086	10 103
	Establishments with 1 to 4 employees	4	X	X	X
	Establishments with 5 to 9 employees	3	X	X	X
	Establishments with 10 to 19 employees	2	X	X	X
	Establishments with 20 to 49 employees	1	X	X	X
	Establishments with 50 to 99 employees	2	X	X	X
	Establishments with 100 to 249 employees	—	X	X	X
	Establishments with 250 to 499 employees	—	X	X	X
	Establishments with 500 to 999 employees	—	X	X	X
	Establishments with 1,000 employees or more	—	X	X	X
61	Educational services				
	All establishments	237	6 275	45 410	186 237
	Establishments with 1 to 4 employees	97	X	X	X
	Establishments with 5 to 9 employees	49	X	X	X
	Establishments with 10 to 19 employees	30	X	X	X
	Establishments with 20 to 49 employees	37	X	X	X
	Establishments with 50 to 99 employees	14	X	X	X
	Establishments with 100 to 249 employees	6	X	X	X
	Establishments with 250 to 499 employees	1	X	X	X
	Establishments with 500 to 999 employees	3	X	X	X
	Establishments with 1,000 employees or more	—	X	X	X
611	Educational services				
	All establishments	237	6 275	45 410	186 237
	Establishments with 1 to 4 employees	97	X	X	X
	Establishments with 5 to 9 employees	49	X	X	X
	Establishments with 10 to 19 employees	30	X	X	X
	Establishments with 20 to 49 employees	37	X	X	X
	Establishments with 50 to 99 employees	14	X	X	X
	Establishments with 100 to 249 employees	6	X	X	X
	Establishments with 250 to 499 employees	1	X	X	X
	Establishments with 500 to 999 employees	3	X	X	X
	Establishments with 1,000 employees or more	—	X	X	X

See footnotes at end of table.

Table 5. Establishments, Employees, and Payroll by Industry and Employment Size of Establishments by County: 2004—Con.

[Excludes most government employees, railroad employees, and self-employed persons. Size class 1 to 4 employees includes establishments having payroll, but no employees, during mid-March pay period. For meaning of abbreviations and symbols, see introductory text. For explanation of terms, see Appendix A. For statement on reliability, see the note at the end of the table and Appendix C]

NAICS code	Geography, kind of business, and employment size class	Establishments (number)	Paid employees for pay period including March 12 (number)	First-quarter payroll (\$1,000)	Annual payroll (\$1,000)
61	MORRIS—Con.				
	Educational services—Con.				
611	Educational services—Con.				
	All establishments—Con.				
	Establishments with 500 to 999 employees	3	X	X	X
	Establishments with 1,000 employees or more	—	X	X	X
6111	Elementary and secondary schools				
	All establishments	47	2 136	17 187	69 431
	Establishments with 1 to 4 employees	7	X	X	X
	Establishments with 5 to 9 employees	2	X	X	X
	Establishments with 10 to 19 employees	6	X	X	X
	Establishments with 20 to 49 employees	16	X	X	X
	Establishments with 50 to 99 employees	11	X	X	X
	Establishments with 100 to 249 employees	5	X	X	X
	Establishments with 250 to 499 employees	—	X	X	X
	Establishments with 500 to 999 employees	—	X	X	X
	Establishments with 1,000 employees or more	—	X	X	X
61111	Elementary and secondary schools				
	All establishments	47	2 136	17 187	69 431
	Establishments with 1 to 4 employees	7	X	X	X
	Establishments with 5 to 9 employees	2	X	X	X
	Establishments with 10 to 19 employees	6	X	X	X
	Establishments with 20 to 49 employees	16	X	X	X
	Establishments with 50 to 99 employees	11	X	X	X
	Establishments with 100 to 249 employees	5	X	X	X
	Establishments with 250 to 499 employees	—	X	X	X
	Establishments with 500 to 999 employees	—	X	X	X
	Establishments with 1,000 employees or more	—	X	X	X
611110	Elementary and secondary schools				
	All establishments	47	2 136	17 187	69 431
	Establishments with 1 to 4 employees	7	X	X	X
	Establishments with 5 to 9 employees	2	X	X	X
	Establishments with 10 to 19 employees	6	X	X	X
	Establishments with 20 to 49 employees	16	X	X	X
	Establishments with 50 to 99 employees	11	X	X	X
	Establishments with 100 to 249 employees	5	X	X	X
	Establishments with 250 to 499 employees	—	X	X	X
	Establishments with 500 to 999 employees	—	X	X	X
	Establishments with 1,000 employees or more	—	X	X	X
6113	Colleges and universities				
	All establishments	9	1 976	14 652	58 922
	Establishments with 1 to 4 employees	2	X	X	X
	Establishments with 5 to 9 employees	—	X	X	X
	Establishments with 10 to 19 employees	2	X	X	X
	Establishments with 20 to 49 employees	1	X	X	X
	Establishments with 50 to 99 employees	—	X	X	X
	Establishments with 100 to 249 employees	1	X	X	X
	Establishments with 250 to 499 employees	1	X	X	X
	Establishments with 500 to 999 employees	2	X	X	X
	Establishments with 1,000 employees or more	—	X	X	X
61131	Colleges and universities				
	All establishments	9	1 976	14 652	58 922
	Establishments with 1 to 4 employees	2	X	X	X
	Establishments with 5 to 9 employees	—	X	X	X
	Establishments with 10 to 19 employees	2	X	X	X
	Establishments with 20 to 49 employees	1	X	X	X
	Establishments with 50 to 99 employees	—	X	X	X
	Establishments with 100 to 249 employees	1	X	X	X
	Establishments with 250 to 499 employees	1	X	X	X
	Establishments with 500 to 999 employees	2	X	X	X
	Establishments with 1,000 employees or more	—	X	X	X
611310	Colleges and universities				
	All establishments	9	1 976	14 652	58 922
	Establishments with 1 to 4 employees	2	X	X	X
	Establishments with 5 to 9 employees	—	X	X	X
	Establishments with 10 to 19 employees	2	X	X	X
	Establishments with 20 to 49 employees	1	X	X	X
	Establishments with 50 to 99 employees	—	X	X	X
	Establishments with 100 to 249 employees	1	X	X	X
	Establishments with 250 to 499 employees	1	X	X	X
	Establishments with 500 to 999 employees	2	X	X	X
	Establishments with 1,000 employees or more	—	X	X	X
6114	Business schools and computer and management training				
	All establishments	24	819	8 154	33 215
	Establishments with 1 to 4 employees	13	X	X	X
	Establishments with 5 to 9 employees	5	X	X	X
	Establishments with 10 to 19 employees	2	X	X	X
	Establishments with 20 to 49 employees	3	X	X	X
	Establishments with 50 to 99 employees	—	X	X	X
	Establishments with 100 to 249 employees	—	X	X	X
	Establishments with 250 to 499 employees	—	X	X	X
	Establishments with 500 to 999 employees	1	X	X	X
	Establishments with 1,000 employees or more	—	X	X	X

See footnotes at end of table.

Table 5. Establishments, Employees, and Payroll by Industry and Employment Size of Establishments by County: 2004—Con.

[Excludes most government employees, railroad employees, and self-employed persons. Size class 1 to 4 employees includes establishments having payroll, but no employees, during mid-March pay period. For meaning of abbreviations and symbols, see introductory text. For explanation of terms, see Appendix A. For statement on reliability, see the note at the end of the table and Appendix C]

NAICS code	Geography, kind of business, and employment size class	Establishments (number)	Paid employees for pay period including March 12 (number)	First-quarter payroll (\$1,000)	Annual payroll (\$1,000)
61	MORRIS—Con.				
	Educational services—Con.				
611	Educational services—Con.				
6114	Business schools and computer and management training—Con.				
61142	Computer training				
	All establishments	11	735	7 096	28 106
	Establishments with 1 to 4 employees	6	X	X	X
	Establishments with 5 to 9 employees	2	X	X	X
	Establishments with 10 to 19 employees	1	X	X	X
	Establishments with 20 to 49 employees	1	X	X	X
	Establishments with 50 to 99 employees	—	X	X	X
	Establishments with 100 to 249 employees	—	X	X	X
	Establishments with 250 to 499 employees	—	X	X	X
	Establishments with 500 to 999 employees	1	X	X	X
	Establishments with 1,000 employees or more	—	X	X	X
611420	Computer training				
	All establishments	11	735	7 096	28 106
	Establishments with 1 to 4 employees	6	X	X	X
	Establishments with 5 to 9 employees	2	X	X	X
	Establishments with 10 to 19 employees	1	X	X	X
	Establishments with 20 to 49 employees	1	X	X	X
	Establishments with 50 to 99 employees	—	X	X	X
	Establishments with 100 to 249 employees	—	X	X	X
	Establishments with 250 to 499 employees	—	X	X	X
	Establishments with 500 to 999 employees	1	X	X	X
	Establishments with 1,000 employees or more	—	X	X	X
6115	Technical and trade schools				
	All establishments	19	244	1 561	6 664
	Establishments with 1 to 4 employees	6	X	X	X
	Establishments with 5 to 9 employees	5	X	X	X
	Establishments with 10 to 19 employees	4	X	X	X
	Establishments with 20 to 49 employees	3	X	X	X
	Establishments with 50 to 99 employees	1	X	X	X
	Establishments with 100 to 249 employees	—	X	X	X
	Establishments with 250 to 499 employees	—	X	X	X
	Establishments with 500 to 999 employees	—	X	X	X
	Establishments with 1,000 employees or more	—	X	X	X
61151	Technical and trade schools				
	All establishments	19	244	1 561	6 664
	Establishments with 1 to 4 employees	6	X	X	X
	Establishments with 5 to 9 employees	5	X	X	X
	Establishments with 10 to 19 employees	4	X	X	X
	Establishments with 20 to 49 employees	3	X	X	X
	Establishments with 50 to 99 employees	1	X	X	X
	Establishments with 100 to 249 employees	—	X	X	X
	Establishments with 250 to 499 employees	—	X	X	X
	Establishments with 500 to 999 employees	—	X	X	X
	Establishments with 1,000 employees or more	—	X	X	X
611519	Other technical and trade schools				
	All establishments	12	160	1 303	5 499
	Establishments with 1 to 4 employees	5	X	X	X
	Establishments with 5 to 9 employees	2	X	X	X
	Establishments with 10 to 19 employees	3	X	X	X
	Establishments with 20 to 49 employees	1	X	X	X
	Establishments with 50 to 99 employees	1	X	X	X
	Establishments with 100 to 249 employees	—	X	X	X
	Establishments with 250 to 499 employees	—	X	X	X
	Establishments with 500 to 999 employees	—	X	X	X
	Establishments with 1,000 employees or more	—	X	X	X
6116	Other schools and instruction				
	All establishments	119	1 069	3 546	16 283
	Establishments with 1 to 4 employees	52	X	X	X
	Establishments with 5 to 9 employees	35	X	X	X
	Establishments with 10 to 19 employees	16	X	X	X
	Establishments with 20 to 49 employees	14	X	X	X
	Establishments with 50 to 99 employees	2	X	X	X
	Establishments with 100 to 249 employees	—	X	X	X
	Establishments with 250 to 499 employees	—	X	X	X
	Establishments with 500 to 999 employees	—	X	X	X
	Establishments with 1,000 employees or more	—	X	X	X
61161	Fine arts schools				
	All establishments	41	357	1 158	4 827
	Establishments with 1 to 4 employees	12	X	X	X
	Establishments with 5 to 9 employees	19	X	X	X
	Establishments with 10 to 19 employees	7	X	X	X
	Establishments with 20 to 49 employees	2	X	X	X
	Establishments with 50 to 99 employees	1	X	X	X
	Establishments with 100 to 249 employees	—	X	X	X
	Establishments with 250 to 499 employees	—	X	X	X
	Establishments with 500 to 999 employees	—	X	X	X
	Establishments with 1,000 employees or more	—	X	X	X

See footnotes at end of table.

Table 5. Establishments, Employees, and Payroll by Industry and Employment Size of Establishments by County: 2004—Con.

[Excludes most government employees, railroad employees, and self-employed persons. Size class 1 to 4 employees includes establishments having payroll, but no employees, during mid-March pay period. For meaning of abbreviations and symbols, see introductory text. For explanation of terms, see Appendix A. For statement on reliability, see the note at the end of the table and Appendix C]

NAICS code	Geography, kind of business, and employment size class	Establishments (number)	Paid employees for pay period including March 12 (number)	First-quarter payroll (\$1,000)	Annual payroll (\$1,000)
61	MORRIS—Con.				
	Educational services—Con.				
611	Educational services—Con.				
6116	Other schools and instruction—Con.				
61161	Fine arts schools—Con.				
611610	Fine arts schools				
	All establishments	41	357	1 158	4 827
	Establishments with 1 to 4 employees	12	X	X	X
	Establishments with 5 to 9 employees	19	X	X	X
	Establishments with 10 to 19 employees	7	X	X	X
	Establishments with 20 to 49 employees	2	X	X	X
	Establishments with 50 to 99 employees	1	X	X	X
	Establishments with 100 to 249 employees	—	X	X	X
	Establishments with 250 to 499 employees	—	X	X	X
	Establishments with 500 to 999 employees	—	X	X	X
	Establishments with 1,000 employees or more	—	X	X	X
61162	Sports and recreation instruction				
	All establishments	46	366	1 213	6 199
	Establishments with 1 to 4 employees	23	X	X	X
	Establishments with 5 to 9 employees	11	X	X	X
	Establishments with 10 to 19 employees	6	X	X	X
	Establishments with 20 to 49 employees	6	X	X	X
	Establishments with 50 to 99 employees	—	X	X	X
	Establishments with 100 to 249 employees	—	X	X	X
	Establishments with 250 to 499 employees	—	X	X	X
	Establishments with 500 to 999 employees	—	X	X	X
	Establishments with 1,000 employees or more	—	X	X	X
611620	Sports and recreation instruction				
	All establishments	46	366	1 213	6 199
	Establishments with 1 to 4 employees	23	X	X	X
	Establishments with 5 to 9 employees	11	X	X	X
	Establishments with 10 to 19 employees	6	X	X	X
	Establishments with 20 to 49 employees	6	X	X	X
	Establishments with 50 to 99 employees	—	X	X	X
	Establishments with 100 to 249 employees	—	X	X	X
	Establishments with 250 to 499 employees	—	X	X	X
	Establishments with 500 to 999 employees	—	X	X	X
	Establishments with 1,000 employees or more	—	X	X	X
61169	All other schools and instruction				
	All establishments	29	322	1 136	5 076
	Establishments with 1 to 4 employees	16	X	X	X
	Establishments with 5 to 9 employees	4	X	X	X
	Establishments with 10 to 19 employees	2	X	X	X
	Establishments with 20 to 49 employees	6	X	X	X
	Establishments with 50 to 99 employees	1	X	X	X
	Establishments with 100 to 249 employees	—	X	X	X
	Establishments with 250 to 499 employees	—	X	X	X
	Establishments with 500 to 999 employees	—	X	X	X
	Establishments with 1,000 employees or more	—	X	X	X
611691	Exam preparation and tutoring				
	All establishments	15	201	610	2 618
	Establishments with 1 to 4 employees	9	X	X	X
	Establishments with 5 to 9 employees	2	X	X	X
	Establishments with 10 to 19 employees	—	X	X	X
	Establishments with 20 to 49 employees	3	X	X	X
	Establishments with 50 to 99 employees	1	X	X	X
	Establishments with 100 to 249 employees	—	X	X	X
	Establishments with 250 to 499 employees	—	X	X	X
	Establishments with 500 to 999 employees	—	X	X	X
	Establishments with 1,000 employees or more	—	X	X	X
62	Health care and social assistance				
	All establishments	1 603	27 500	264 059	1 209 601
	Establishments with 1 to 4 employees	767	X	X	X
	Establishments with 5 to 9 employees	407	X	X	X
	Establishments with 10 to 19 employees	242	X	X	X
	Establishments with 20 to 49 employees	120	X	X	X
	Establishments with 50 to 99 employees	37	X	X	X
	Establishments with 100 to 249 employees	20	X	X	X
	Establishments with 250 to 499 employees	5	X	X	X
	Establishments with 500 to 999 employees	1	X	X	X
	Establishments with 1,000 employees or more	4	X	X	X
621	Ambulatory health care services				
	All establishments	1 256	10 248	117 045	592 105
	Establishments with 1 to 4 employees	665	X	X	X
	Establishments with 5 to 9 employees	336	X	X	X
	Establishments with 10 to 19 employees	170	X	X	X
	Establishments with 20 to 49 employees	63	X	X	X
	Establishments with 50 to 99 employees	14	X	X	X
	Establishments with 100 to 249 employees	6	X	X	X
	Establishments with 250 to 499 employees	2	X	X	X
	Establishments with 500 to 999 employees	—	X	X	X
	Establishments with 1,000 employees or more	—	X	X	X

See footnotes at end of table.

Table 5. Establishments, Employees, and Payroll by Industry and Employment Size of Establishments by County: 2004—Con.

[Excludes most government employees, railroad employees, and self-employed persons. Size class 1 to 4 employees includes establishments having payroll, but no employees, during mid-March pay period. For meaning of abbreviations and symbols, see introductory text. For explanation of terms, see Appendix A. For statement on reliability, see the note at the end of the table and Appendix C]

NAICS code	Geography, kind of business, and employment size class	Establishments (number)	Paid employees for pay period including March 12 (number)	First-quarter payroll (\$1,000)	Annual payroll (\$1,000)
62	MORRIS—Con.				
	Health care and social assistance—Con.				
621	Ambulatory health care services—Con.				
6211	Offices of physicians				
	All establishments	516	4 902	73 717	397 243
	Establishments with 1 to 4 employees	254	X	X	X
	Establishments with 5 to 9 employees	127	X	X	X
	Establishments with 10 to 19 employees	89	X	X	X
	Establishments with 20 to 49 employees	37	X	X	X
	Establishments with 50 to 99 employees	7	X	X	X
	Establishments with 100 to 249 employees	—	X	X	X
	Establishments with 250 to 499 employees	2	X	X	X
	Establishments with 500 to 999 employees	—	X	X	X
	Establishments with 1,000 employees or more	—	X	X	X
62111	Offices of physicians				
	All establishments	516	4 902	73 717	397 243
	Establishments with 1 to 4 employees	254	X	X	X
	Establishments with 5 to 9 employees	127	X	X	X
	Establishments with 10 to 19 employees	89	X	X	X
	Establishments with 20 to 49 employees	37	X	X	X
	Establishments with 50 to 99 employees	7	X	X	X
	Establishments with 100 to 249 employees	—	X	X	X
	Establishments with 250 to 499 employees	2	X	X	X
	Establishments with 500 to 999 employees	—	X	X	X
	Establishments with 1,000 employees or more	—	X	X	X
621111	Offices of physicians (except mental health specialists)				
	All establishments	485	4 822	72 713	392 754
	Establishments with 1 to 4 employees	225	X	X	X
	Establishments with 5 to 9 employees	127	X	X	X
	Establishments with 10 to 19 employees	87	X	X	X
	Establishments with 20 to 49 employees	37	X	X	X
	Establishments with 50 to 99 employees	7	X	X	X
	Establishments with 100 to 249 employees	—	X	X	X
	Establishments with 250 to 499 employees	2	X	X	X
	Establishments with 500 to 999 employees	—	X	X	X
	Establishments with 1,000 employees or more	—	X	X	X
6212	Offices of dentists				
	All establishments	361	2 056	19 048	88 654
	Establishments with 1 to 4 employees	176	X	X	X
	Establishments with 5 to 9 employees	128	X	X	X
	Establishments with 10 to 19 employees	49	X	X	X
	Establishments with 20 to 49 employees	8	X	X	X
	Establishments with 50 to 99 employees	—	X	X	X
	Establishments with 100 to 249 employees	—	X	X	X
	Establishments with 250 to 499 employees	—	X	X	X
	Establishments with 500 to 999 employees	—	X	X	X
	Establishments with 1,000 employees or more	—	X	X	X
62121	Offices of dentists				
	All establishments	361	2 056	19 048	88 654
	Establishments with 1 to 4 employees	176	X	X	X
	Establishments with 5 to 9 employees	128	X	X	X
	Establishments with 10 to 19 employees	49	X	X	X
	Establishments with 20 to 49 employees	8	X	X	X
	Establishments with 50 to 99 employees	—	X	X	X
	Establishments with 100 to 249 employees	—	X	X	X
	Establishments with 250 to 499 employees	—	X	X	X
	Establishments with 500 to 999 employees	—	X	X	X
	Establishments with 1,000 employees or more	—	X	X	X
621210	Offices of dentists				
	All establishments	361	2 056	19 048	88 654
	Establishments with 1 to 4 employees	176	X	X	X
	Establishments with 5 to 9 employees	128	X	X	X
	Establishments with 10 to 19 employees	49	X	X	X
	Establishments with 20 to 49 employees	8	X	X	X
	Establishments with 50 to 99 employees	—	X	X	X
	Establishments with 100 to 249 employees	—	X	X	X
	Establishments with 250 to 499 employees	—	X	X	X
	Establishments with 500 to 999 employees	—	X	X	X
	Establishments with 1,000 employees or more	—	X	X	X
6213	Offices of other health practitioners				
	All establishments	261	944	6 423	30 546
	Establishments with 1 to 4 employees	196	X	X	X
	Establishments with 5 to 9 employees	46	X	X	X
	Establishments with 10 to 19 employees	15	X	X	X
	Establishments with 20 to 49 employees	4	X	X	X
	Establishments with 50 to 99 employees	—	X	X	X
	Establishments with 100 to 249 employees	—	X	X	X
	Establishments with 250 to 499 employees	—	X	X	X
	Establishments with 500 to 999 employees	—	X	X	X
	Establishments with 1,000 employees or more	—	X	X	X

See footnotes at end of table.

Table 5. Establishments, Employees, and Payroll by Industry and Employment Size of Establishments by County: 2004—Con.

[Excludes most government employees, railroad employees, and self-employed persons. Size class 1 to 4 employees includes establishments having payroll, but no employees, during mid-March pay period. For meaning of abbreviations and symbols, see introductory text. For explanation of terms, see Appendix A. For statement on reliability, see the note at the end of the table and Appendix C]

NAICS code	Geography, kind of business, and employment size class	Establishments (number)	Paid employees for pay period including March 12 (number)	First-quarter payroll (\$1,000)	Annual payroll (\$1,000)
62	MORRIS—Con.				
	Health care and social assistance—Con.				
621	Ambulatory health care services—Con.				
6213	Offices of other health practitioners—Con.				
62131	Offices of chiropractors				
	All establishments	100	303	1 724	8 307
	Establishments with 1 to 4 employees	79	X	X	X
	Establishments with 5 to 9 employees	16	X	X	X
	Establishments with 10 to 19 employees	5	X	X	X
	Establishments with 20 to 49 employees	—	X	X	X
	Establishments with 50 to 99 employees	—	X	X	X
	Establishments with 100 to 249 employees	—	X	X	X
	Establishments with 250 to 499 employees	—	X	X	X
	Establishments with 500 to 999 employees	—	X	X	X
	Establishments with 1,000 employees or more	—	X	X	X
621310	Offices of chiropractors				
	All establishments	100	303	1 724	8 307
	Establishments with 1 to 4 employees	79	X	X	X
	Establishments with 5 to 9 employees	16	X	X	X
	Establishments with 10 to 19 employees	5	X	X	X
	Establishments with 20 to 49 employees	—	X	X	X
	Establishments with 50 to 99 employees	—	X	X	X
	Establishments with 100 to 249 employees	—	X	X	X
	Establishments with 250 to 499 employees	—	X	X	X
	Establishments with 500 to 999 employees	—	X	X	X
	Establishments with 1,000 employees or more	—	X	X	X
62132	Offices of optometrists				
	All establishments	42	151	955	4 621
	Establishments with 1 to 4 employees	31	X	X	X
	Establishments with 5 to 9 employees	8	X	X	X
	Establishments with 10 to 19 employees	3	X	X	X
	Establishments with 20 to 49 employees	—	X	X	X
	Establishments with 50 to 99 employees	—	X	X	X
	Establishments with 100 to 249 employees	—	X	X	X
	Establishments with 250 to 499 employees	—	X	X	X
	Establishments with 500 to 999 employees	—	X	X	X
	Establishments with 1,000 employees or more	—	X	X	X
621320	Offices of optometrists				
	All establishments	42	151	955	4 621
	Establishments with 1 to 4 employees	31	X	X	X
	Establishments with 5 to 9 employees	8	X	X	X
	Establishments with 10 to 19 employees	3	X	X	X
	Establishments with 20 to 49 employees	—	X	X	X
	Establishments with 50 to 99 employees	—	X	X	X
	Establishments with 100 to 249 employees	—	X	X	X
	Establishments with 250 to 499 employees	—	X	X	X
	Establishments with 500 to 999 employees	—	X	X	X
	Establishments with 1,000 employees or more	—	X	X	X
62134	Offices of physical, occupational and speech therapists, and audiologists				
	All establishments	51	300	2 417	11 217
	Establishments with 1 to 4 employees	31	X	X	X
	Establishments with 5 to 9 employees	13	X	X	X
	Establishments with 10 to 19 employees	4	X	X	X
	Establishments with 20 to 49 employees	3	X	X	X
	Establishments with 50 to 99 employees	—	X	X	X
	Establishments with 100 to 249 employees	—	X	X	X
	Establishments with 250 to 499 employees	—	X	X	X
	Establishments with 500 to 999 employees	—	X	X	X
	Establishments with 1,000 employees or more	—	X	X	X
621340	Offices of physical, occupational, and speech therapists and audiologists				
	All establishments	51	300	2 417	11 217
	Establishments with 1 to 4 employees	31	X	X	X
	Establishments with 5 to 9 employees	13	X	X	X
	Establishments with 10 to 19 employees	4	X	X	X
	Establishments with 20 to 49 employees	3	X	X	X
	Establishments with 50 to 99 employees	—	X	X	X
	Establishments with 100 to 249 employees	—	X	X	X
	Establishments with 250 to 499 employees	—	X	X	X
	Establishments with 500 to 999 employees	—	X	X	X
	Establishments with 1,000 employees or more	—	X	X	X
62139	Offices of all other health practitioners				
	All establishments	40	113	733	3 760
	Establishments with 1 to 4 employees	32	X	X	X
	Establishments with 5 to 9 employees	6	X	X	X
	Establishments with 10 to 19 employees	1	X	X	X
	Establishments with 20 to 49 employees	1	X	X	X
	Establishments with 50 to 99 employees	—	X	X	X
	Establishments with 100 to 249 employees	—	X	X	X
	Establishments with 250 to 499 employees	—	X	X	X
	Establishments with 500 to 999 employees	—	X	X	X

See footnotes at end of table.

Table 5. Establishments, Employees, and Payroll by Industry and Employment Size of Establishments by County: 2004—Con.

[Excludes most government employees, railroad employees, and self-employed persons. Size class 1 to 4 employees includes establishments having payroll, but no employees, during mid-March pay period. For meaning of abbreviations and symbols, see introductory text. For explanation of terms, see Appendix A. For statement on reliability, see the note at the end of the table and Appendix C]

NAICS code	Geography, kind of business, and employment size class	Establishments (number)	Paid employees for pay period including March 12 (number)	First-quarter payroll (\$1,000)	Annual payroll (\$1,000)
	MORRIS—Con.				
62	Health care and social assistance—Con.				
621	Ambulatory health care services—Con.				
6213	Offices of other health practitioners—Con.				
62139	Offices of all other health practitioners—Con.				
	All establishments—Con.				
	Establishments with 1,000 employees or more	—	X	X	X
6214	Outpatient care centers				
	All establishments	30	684	5 738	24 029
	Establishments with 1 to 4 employees	7	X	X	X
	Establishments with 5 to 9 employees	7	X	X	X
	Establishments with 10 to 19 employees	6	X	X	X
	Establishments with 20 to 49 employees	6	X	X	X
	Establishments with 50 to 99 employees	3	X	X	X
	Establishments with 100 to 249 employees	1	X	X	X
	Establishments with 250 to 499 employees	—	X	X	X
	Establishments with 500 to 999 employees	—	X	X	X
	Establishments with 1,000 employees or more	—	X	X	X
62142	Outpatient mental health and substance abuse centers				
	All establishments	11	200	1 485	6 363
	Establishments with 1 to 4 employees	4	X	X	X
	Establishments with 5 to 9 employees	2	X	X	X
	Establishments with 10 to 19 employees	2	X	X	X
	Establishments with 20 to 49 employees	2	X	X	X
	Establishments with 50 to 99 employees	1	X	X	X
	Establishments with 100 to 249 employees	—	X	X	X
	Establishments with 250 to 499 employees	—	X	X	X
	Establishments with 500 to 999 employees	—	X	X	X
	Establishments with 1,000 employees or more	—	X	X	X
621420	Outpatient mental health and substance abuse centers				
	All establishments	11	200	1 485	6 363
	Establishments with 1 to 4 employees	4	X	X	X
	Establishments with 5 to 9 employees	2	X	X	X
	Establishments with 10 to 19 employees	2	X	X	X
	Establishments with 20 to 49 employees	2	X	X	X
	Establishments with 50 to 99 employees	1	X	X	X
	Establishments with 100 to 249 employees	—	X	X	X
	Establishments with 250 to 499 employees	—	X	X	X
	Establishments with 500 to 999 employees	—	X	X	X
	Establishments with 1,000 employees or more	—	X	X	X
62149	Other outpatient care centers				
	All establishments	19	484	4 253	17 666
	Establishments with 1 to 4 employees	3	X	X	X
	Establishments with 5 to 9 employees	5	X	X	X
	Establishments with 10 to 19 employees	4	X	X	X
	Establishments with 20 to 49 employees	4	X	X	X
	Establishments with 50 to 99 employees	2	X	X	X
	Establishments with 100 to 249 employees	1	X	X	X
	Establishments with 250 to 499 employees	—	X	X	X
	Establishments with 500 to 999 employees	—	X	X	X
	Establishments with 1,000 employees or more	—	X	X	X
621492	Kidney dialysis centers				
	All establishments	3	c	D	D
	Establishments with 1 to 4 employees	—	X	X	X
	Establishments with 5 to 9 employees	—	X	X	X
	Establishments with 10 to 19 employees	—	X	X	X
	Establishments with 20 to 49 employees	2	X	X	X
	Establishments with 50 to 99 employees	1	X	X	X
	Establishments with 100 to 249 employees	—	X	X	X
	Establishments with 250 to 499 employees	—	X	X	X
	Establishments with 500 to 999 employees	—	X	X	X
	Establishments with 1,000 employees or more	—	X	X	X
621493	Freestanding ambulatory surgical and emergency centers				
	All establishments	6	141	1 119	4 877
	Establishments with 1 to 4 employees	—	X	X	X
	Establishments with 5 to 9 employees	4	X	X	X
	Establishments with 10 to 19 employees	—	X	X	X
	Establishments with 20 to 49 employees	1	X	X	X
	Establishments with 50 to 99 employees	1	X	X	X
	Establishments with 100 to 249 employees	—	X	X	X
	Establishments with 250 to 499 employees	—	X	X	X
	Establishments with 500 to 999 employees	—	X	X	X
	Establishments with 1,000 employees or more	—	X	X	X

See footnotes at end of table.

Table 5. Establishments, Employees, and Payroll by Industry and Employment Size of Establishments by County: 2004—Con.

[Excludes most government employees, railroad employees, and self-employed persons. Size class 1 to 4 employees includes establishments having payroll, but no employees, during mid-March pay period. For meaning of abbreviations and symbols, see introductory text. For explanation of terms, see Appendix A. For statement on reliability, see the note at the end of the table and Appendix C]

NAICS code	Geography, kind of business, and employment size class	Establishments (number)	Paid employees for pay period including March 12 (number)	First-quarter payroll (\$1,000)	Annual payroll (\$1,000)
62	MORRIS—Con.				
	Health care and social assistance—Con.				
621	Ambulatory health care services—Con.				
6214	Outpatient care centers—Con.				
62149	Other outpatient care centers—Con.				
621498	All other outpatient care centers				
	All establishments	9	190	1 743	8 142
	Establishments with 1 to 4 employees	3	X	X	X
	Establishments with 5 to 9 employees	1	X	X	X
	Establishments with 10 to 19 employees	3	X	X	X
	Establishments with 20 to 49 employees	1	X	X	X
	Establishments with 50 to 99 employees	—	X	X	X
	Establishments with 100 to 249 employees	1	X	X	X
	Establishments with 250 to 499 employees	—	X	X	X
	Establishments with 500 to 999 employees	—	X	X	X
	Establishments with 1,000 employees or more	—	X	X	X
6216	Home health care services				
	All establishments	49	1 443	8 746	36 748
	Establishments with 1 to 4 employees	10	X	X	X
	Establishments with 5 to 9 employees	15	X	X	X
	Establishments with 10 to 19 employees	9	X	X	X
	Establishments with 20 to 49 employees	6	X	X	X
	Establishments with 50 to 99 employees	4	X	X	X
	Establishments with 100 to 249 employees	5	X	X	X
	Establishments with 250 to 499 employees	—	X	X	X
	Establishments with 500 to 999 employees	—	X	X	X
	Establishments with 1,000 employees or more	—	X	X	X
62161	Home health care services				
	All establishments	49	1 443	8 746	36 748
	Establishments with 1 to 4 employees	10	X	X	X
	Establishments with 5 to 9 employees	15	X	X	X
	Establishments with 10 to 19 employees	9	X	X	X
	Establishments with 20 to 49 employees	6	X	X	X
	Establishments with 50 to 99 employees	4	X	X	X
	Establishments with 100 to 249 employees	5	X	X	X
	Establishments with 250 to 499 employees	—	X	X	X
	Establishments with 500 to 999 employees	—	X	X	X
	Establishments with 1,000 employees or more	—	X	X	X
621610	Home health care services				
	All establishments	49	1 443	8 746	36 748
	Establishments with 1 to 4 employees	10	X	X	X
	Establishments with 5 to 9 employees	15	X	X	X
	Establishments with 10 to 19 employees	9	X	X	X
	Establishments with 20 to 49 employees	6	X	X	X
	Establishments with 50 to 99 employees	4	X	X	X
	Establishments with 100 to 249 employees	5	X	X	X
	Establishments with 250 to 499 employees	—	X	X	X
	Establishments with 500 to 999 employees	—	X	X	X
	Establishments with 1,000 employees or more	—	X	X	X
6219	Other ambulatory health care services				
	All establishments	16	124	1 984	8 623
	Establishments with 1 to 4 employees	8	X	X	X
	Establishments with 5 to 9 employees	6	X	X	X
	Establishments with 10 to 19 employees	—	X	X	X
	Establishments with 20 to 49 employees	2	X	X	X
	Establishments with 50 to 99 employees	—	X	X	X
	Establishments with 100 to 249 employees	—	X	X	X
	Establishments with 250 to 499 employees	—	X	X	X
	Establishments with 500 to 999 employees	—	X	X	X
	Establishments with 1,000 employees or more	—	X	X	X
622	Hospitals				
	All establishments	8	i	D	D
	Establishments with 1 to 4 employees	3	X	X	X
	Establishments with 5 to 9 employees	—	X	X	X
	Establishments with 10 to 19 employees	—	X	X	X
	Establishments with 20 to 49 employees	—	X	X	X
	Establishments with 50 to 99 employees	—	X	X	X
	Establishments with 100 to 249 employees	1	X	X	X
	Establishments with 250 to 499 employees	—	X	X	X
	Establishments with 500 to 999 employees	—	X	X	X
	Establishments with 1,000 employees or more	4	X	X	X
6221	General medical and surgical hospitals				
	All establishments	6	7 579	87 262	371 162
	Establishments with 1 to 4 employees	3	X	X	X
	Establishments with 5 to 9 employees	—	X	X	X
	Establishments with 10 to 19 employees	—	X	X	X
	Establishments with 20 to 49 employees	—	X	X	X
	Establishments with 50 to 99 employees	—	X	X	X
	Establishments with 100 to 249 employees	—	X	X	X
	Establishments with 250 to 499 employees	—	X	X	X
	Establishments with 500 to 999 employees	—	X	X	X
	Establishments with 1,000 employees or more	3	X	X	X

See footnotes at end of table.

Table 5. Establishments, Employees, and Payroll by Industry and Employment Size of Establishments by County: 2004—Con.

[Excludes most government employees, railroad employees, and self-employed persons. Size class 1 to 4 employees includes establishments having payroll, but no employees, during mid-March pay period. For meaning of abbreviations and symbols, see introductory text. For explanation of terms, see Appendix A. For statement on reliability, see the note at the end of the table and Appendix C]

NAICS code	Geography, kind of business, and employment size class	Establishments (number)	Paid employees for pay period including March 12 (number)	First-quarter payroll (\$1,000)	Annual payroll (\$1,000)
62	MORRIS—Con.				
	Health care and social assistance—Con.				
622	Hospitals—Con.				
6221	General medical and surgical hospitals—Con.				
62211	General medical and surgical hospitals				
	All establishments	6	7 579	87 262	371 162
	Establishments with 1 to 4 employees	3	X	X	X
	Establishments with 5 to 9 employees	—	X	X	X
	Establishments with 10 to 19 employees	—	X	X	X
	Establishments with 20 to 49 employees	—	X	X	X
	Establishments with 50 to 99 employees	—	X	X	X
	Establishments with 100 to 249 employees	—	X	X	X
	Establishments with 250 to 499 employees	—	X	X	X
	Establishments with 500 to 999 employees	—	X	X	X
	Establishments with 1,000 employees or more	3	X	X	X
622110	General medical and surgical hospitals				
	All establishments	6	7 579	87 262	371 162
	Establishments with 1 to 4 employees	3	X	X	X
	Establishments with 5 to 9 employees	—	X	X	X
	Establishments with 10 to 19 employees	—	X	X	X
	Establishments with 20 to 49 employees	—	X	X	X
	Establishments with 50 to 99 employees	—	X	X	X
	Establishments with 100 to 249 employees	—	X	X	X
	Establishments with 250 to 499 employees	—	X	X	X
	Establishments with 500 to 999 employees	—	X	X	X
	Establishments with 1,000 employees or more	3	X	X	X
6222	Psychiatric and substance abuse hospitals				
	All establishments	1	g	D	D
	Establishments with 1 to 4 employees	—	X	X	X
	Establishments with 5 to 9 employees	—	X	X	X
	Establishments with 10 to 19 employees	—	X	X	X
	Establishments with 20 to 49 employees	—	X	X	X
	Establishments with 50 to 99 employees	—	X	X	X
	Establishments with 100 to 249 employees	—	X	X	X
	Establishments with 250 to 499 employees	—	X	X	X
	Establishments with 500 to 999 employees	—	X	X	X
	Establishments with 1,000 employees or more	1	X	X	X
62221	Psychiatric and substance abuse hospitals				
	All establishments	1	g	D	D
	Establishments with 1 to 4 employees	—	X	X	X
	Establishments with 5 to 9 employees	—	X	X	X
	Establishments with 10 to 19 employees	—	X	X	X
	Establishments with 20 to 49 employees	—	X	X	X
	Establishments with 50 to 99 employees	—	X	X	X
	Establishments with 100 to 249 employees	—	X	X	X
	Establishments with 250 to 499 employees	—	X	X	X
	Establishments with 500 to 999 employees	—	X	X	X
	Establishments with 1,000 employees or more	1	X	X	X
622210	Psychiatric and substance abuse hospitals				
	All establishments	1	g	D	D
	Establishments with 1 to 4 employees	—	X	X	X
	Establishments with 5 to 9 employees	—	X	X	X
	Establishments with 10 to 19 employees	—	X	X	X
	Establishments with 20 to 49 employees	—	X	X	X
	Establishments with 50 to 99 employees	—	X	X	X
	Establishments with 100 to 249 employees	—	X	X	X
	Establishments with 250 to 499 employees	—	X	X	X
	Establishments with 500 to 999 employees	—	X	X	X
	Establishments with 1,000 employees or more	1	X	X	X
6223	Specialty (except psychiatric and substance abuse) hospitals				
	All establishments	1	c	D	D
	Establishments with 1 to 4 employees	—	X	X	X
	Establishments with 5 to 9 employees	—	X	X	X
	Establishments with 10 to 19 employees	—	X	X	X
	Establishments with 20 to 49 employees	—	X	X	X
	Establishments with 50 to 99 employees	—	X	X	X
	Establishments with 100 to 249 employees	1	X	X	X
	Establishments with 250 to 499 employees	—	X	X	X
	Establishments with 500 to 999 employees	—	X	X	X
	Establishments with 1,000 employees or more	—	X	X	X
62231	Specialty (except psychiatric and substance abuse) hospitals				
	All establishments	1	c	D	D
	Establishments with 1 to 4 employees	—	X	X	X
	Establishments with 5 to 9 employees	—	X	X	X
	Establishments with 10 to 19 employees	—	X	X	X
	Establishments with 20 to 49 employees	—	X	X	X
	Establishments with 50 to 99 employees	—	X	X	X
	Establishments with 100 to 249 employees	1	X	X	X
	Establishments with 250 to 499 employees	—	X	X	X
	Establishments with 500 to 999 employees	—	X	X	X
	Establishments with 1,000 employees or more	—	X	X	X

See footnotes at end of table.

Table 5. Establishments, Employees, and Payroll by Industry and Employment Size of Establishments by County: 2004—Con.

[Excludes most government employees, railroad employees, and self-employed persons. Size class 1 to 4 employees includes establishments having payroll, but no employees, during mid-March pay period. For meaning of abbreviations and symbols, see introductory text. For explanation of terms, see Appendix A. For statement on reliability, see the note at the end of the table and Appendix C]

NAICS code	Geography, kind of business, and employment size class	Establishments (number)	Paid employees for pay period including March 12 (number)	First-quarter payroll (\$1,000)	Annual payroll (\$1,000)
62	MORRIS—Con.				
	Health care and social assistance—Con.				
622	Hospitals—Con.				
6223	Specialty (except psychiatric and substance abuse) hospitals—Con.				
62231	Specialty (except psychiatric and substance abuse) hospitals—Con.				
622310	Specialty (except psychiatric and substance abuse) hospitals				
	All establishments	1	c	D	D
	Establishments with 1 to 4 employees	—	X	X	X
	Establishments with 5 to 9 employees	—	X	X	X
	Establishments with 10 to 19 employees	—	X	X	X
	Establishments with 20 to 49 employees	—	X	X	X
	Establishments with 50 to 99 employees	—	X	X	X
	Establishments with 100 to 249 employees	1	X	X	X
	Establishments with 250 to 499 employees	—	X	X	X
	Establishments with 500 to 999 employees	—	X	X	X
	Establishments with 1,000 employees or more	—	X	X	X
623	Nursing and residential care facilities				
	All establishments	79	4 052	27 759	111 932
	Establishments with 1 to 4 employees	21	X	X	X
	Establishments with 5 to 9 employees	16	X	X	X
	Establishments with 10 to 19 employees	8	X	X	X
	Establishments with 20 to 49 employees	8	X	X	X
	Establishments with 50 to 99 employees	12	X	X	X
	Establishments with 100 to 249 employees	11	X	X	X
	Establishments with 250 to 499 employees	2	X	X	X
	Establishments with 500 to 999 employees	1	X	X	X
	Establishments with 1,000 employees or more	—	X	X	X
6231	Nursing care facilities				
	All establishments	22	2 449	19 626	78 499
	Establishments with 1 to 4 employees	4	X	X	X
	Establishments with 5 to 9 employees	2	X	X	X
	Establishments with 10 to 19 employees	—	X	X	X
	Establishments with 20 to 49 employees	1	X	X	X
	Establishments with 50 to 99 employees	4	X	X	X
	Establishments with 100 to 249 employees	9	X	X	X
	Establishments with 250 to 499 employees	1	X	X	X
	Establishments with 500 to 999 employees	1	X	X	X
	Establishments with 1,000 employees or more	—	X	X	X
62311	Nursing care facilities				
	All establishments	22	2 449	19 626	78 499
	Establishments with 1 to 4 employees	4	X	X	X
	Establishments with 5 to 9 employees	2	X	X	X
	Establishments with 10 to 19 employees	—	X	X	X
	Establishments with 20 to 49 employees	1	X	X	X
	Establishments with 50 to 99 employees	4	X	X	X
	Establishments with 100 to 249 employees	9	X	X	X
	Establishments with 250 to 499 employees	1	X	X	X
	Establishments with 500 to 999 employees	1	X	X	X
	Establishments with 1,000 employees or more	—	X	X	X
623110	Nursing care facilities				
	All establishments	22	2 449	19 626	78 499
	Establishments with 1 to 4 employees	4	X	X	X
	Establishments with 5 to 9 employees	2	X	X	X
	Establishments with 10 to 19 employees	—	X	X	X
	Establishments with 20 to 49 employees	1	X	X	X
	Establishments with 50 to 99 employees	4	X	X	X
	Establishments with 100 to 249 employees	9	X	X	X
	Establishments with 250 to 499 employees	1	X	X	X
	Establishments with 500 to 999 employees	1	X	X	X
	Establishments with 1,000 employees or more	—	X	X	X
6232	Residential mental retardation, mental health and substance abuse facilities				
	All establishments	35	e	D	D
	Establishments with 1 to 4 employees	13	X	X	X
	Establishments with 5 to 9 employees	11	X	X	X
	Establishments with 10 to 19 employees	7	X	X	X
	Establishments with 20 to 49 employees	4	X	X	X
	Establishments with 50 to 99 employees	—	X	X	X
	Establishments with 100 to 249 employees	—	X	X	X
	Establishments with 250 to 499 employees	—	X	X	X
	Establishments with 500 to 999 employees	—	X	X	X
	Establishments with 1,000 employees or more	—	X	X	X
62321	Residential mental retardation facilities				
	All establishments	11	c	D	D
	Establishments with 1 to 4 employees	—	X	X	X
	Establishments with 5 to 9 employees	7	X	X	X
	Establishments with 10 to 19 employees	3	X	X	X
	Establishments with 20 to 49 employees	1	X	X	X
	Establishments with 50 to 99 employees	—	X	X	X
	Establishments with 100 to 249 employees	—	X	X	X
	Establishments with 250 to 499 employees	—	X	X	X
	Establishments with 500 to 999 employees	—	X	X	X

See footnotes at end of table.

Table 5. Establishments, Employees, and Payroll by Industry and Employment Size of Establishments by County: 2004—Con.

[Excludes most government employees, railroad employees, and self-employed persons. Size class 1 to 4 employees includes establishments having payroll, but no employees, during mid-March pay period. For meaning of abbreviations and symbols, see introductory text. For explanation of terms, see Appendix A. For statement on reliability, see the note at the end of the table and Appendix C]

NAICS code	Geography, kind of business, and employment size class	Establishments (number)	Paid employees for pay period including March 12 (number)	First-quarter payroll (\$1,000)	Annual payroll (\$1,000)
	MORRIS—Con.				
62	Health care and social assistance—Con.				
623	Nursing and residential care facilities—Con.				
6232	Residential mental retardation, mental health and substance abuse facilities—Con.				
62321	Residential mental retardation facilities—Con.				
	All establishments—Con.				
	Establishments with 1,000 employees or more	—	X	X	X
623210	Residential mental retardation facilities				
	All establishments	11	c	D	D
	Establishments with 1 to 4 employees	—	X	X	X
	Establishments with 5 to 9 employees	7	X	X	X
	Establishments with 10 to 19 employees	3	X	X	X
	Establishments with 20 to 49 employees	1	X	X	X
	Establishments with 50 to 99 employees	—	X	X	X
	Establishments with 100 to 249 employees	—	X	X	X
	Establishments with 250 to 499 employees	—	X	X	X
	Establishments with 500 to 999 employees	—	X	X	X
	Establishments with 1,000 employees or more	—	X	X	X
62322	Residential mental health and substance abuse facilities				
	All establishments	24	198	1 284	5 089
	Establishments with 1 to 4 employees	13	X	X	X
	Establishments with 5 to 9 employees	4	X	X	X
	Establishments with 10 to 19 employees	4	X	X	X
	Establishments with 20 to 49 employees	3	X	X	X
	Establishments with 50 to 99 employees	—	X	X	X
	Establishments with 100 to 249 employees	—	X	X	X
	Establishments with 250 to 499 employees	—	X	X	X
	Establishments with 500 to 999 employees	—	X	X	X
	Establishments with 1,000 employees or more	—	X	X	X
623220	Residential mental health and substance abuse facilities				
	All establishments	24	198	1 284	5 089
	Establishments with 1 to 4 employees	13	X	X	X
	Establishments with 5 to 9 employees	4	X	X	X
	Establishments with 10 to 19 employees	4	X	X	X
	Establishments with 20 to 49 employees	3	X	X	X
	Establishments with 50 to 99 employees	—	X	X	X
	Establishments with 100 to 249 employees	—	X	X	X
	Establishments with 250 to 499 employees	—	X	X	X
	Establishments with 500 to 999 employees	—	X	X	X
	Establishments with 1,000 employees or more	—	X	X	X
6233	Community care facilities for the elderly				
	All establishments	20	1 233	5 865	24 239
	Establishments with 1 to 4 employees	4	X	X	X
	Establishments with 5 to 9 employees	3	X	X	X
	Establishments with 10 to 19 employees	1	X	X	X
	Establishments with 20 to 49 employees	1	X	X	X
	Establishments with 50 to 99 employees	8	X	X	X
	Establishments with 100 to 249 employees	2	X	X	X
	Establishments with 250 to 499 employees	1	X	X	X
	Establishments with 500 to 999 employees	—	X	X	X
	Establishments with 1,000 employees or more	—	X	X	X
62331	Community care facilities for the elderly				
	All establishments	20	1 233	5 865	24 239
	Establishments with 1 to 4 employees	4	X	X	X
	Establishments with 5 to 9 employees	3	X	X	X
	Establishments with 10 to 19 employees	1	X	X	X
	Establishments with 20 to 49 employees	1	X	X	X
	Establishments with 50 to 99 employees	8	X	X	X
	Establishments with 100 to 249 employees	2	X	X	X
	Establishments with 250 to 499 employees	1	X	X	X
	Establishments with 500 to 999 employees	—	X	X	X
	Establishments with 1,000 employees or more	—	X	X	X
623311	Continuing care retirement communities				
	All establishments	7	798	4 096	17 866
	Establishments with 1 to 4 employees	1	X	X	X
	Establishments with 5 to 9 employees	—	X	X	X
	Establishments with 10 to 19 employees	—	X	X	X
	Establishments with 20 to 49 employees	—	X	X	X
	Establishments with 50 to 99 employees	3	X	X	X
	Establishments with 100 to 249 employees	2	X	X	X
	Establishments with 250 to 499 employees	1	X	X	X
	Establishments with 500 to 999 employees	—	X	X	X
	Establishments with 1,000 employees or more	—	X	X	X

See footnotes at end of table.

Table 5. Establishments, Employees, and Payroll by Industry and Employment Size of Establishments by County: 2004—Con.

[Excludes most government employees, railroad employees, and self-employed persons. Size class 1 to 4 employees includes establishments having payroll, but no employees, during mid-March pay period. For meaning of abbreviations and symbols, see introductory text. For explanation of terms, see Appendix A. For statement on reliability, see the note at the end of the table and Appendix C]

NAICS code	Geography, kind of business, and employment size class	Establishments (number)	Paid employees for pay period including March 12 (number)	First-quarter payroll (\$1,000)	Annual payroll (\$1,000)
	MORRIS—Con.				
62	Health care and social assistance—Con.				
623	Nursing and residential care facilities—Con.				
6233	Community care facilities for the elderly—Con.				
62331	Community care facilities for the elderly—Con.				
623312	Homes for the elderly				
	All establishments	13	435	1 769	6 373
	Establishments with 1 to 4 employees	3	X	X	X
	Establishments with 5 to 9 employees	3	X	X	X
	Establishments with 10 to 19 employees	1	X	X	X
	Establishments with 20 to 49 employees	1	X	X	X
	Establishments with 50 to 99 employees	5	X	X	X
	Establishments with 100 to 249 employees	—	X	X	X
	Establishments with 250 to 499 employees	—	X	X	X
	Establishments with 500 to 999 employees	—	X	X	X
	Establishments with 1,000 employees or more	—	X	X	X
624	Social assistance				
	All establishments	260	h	D	D
	Establishments with 1 to 4 employees	78	X	X	X
	Establishments with 5 to 9 employees	55	X	X	X
	Establishments with 10 to 19 employees	64	X	X	X
	Establishments with 20 to 49 employees	49	X	X	X
	Establishments with 50 to 99 employees	11	X	X	X
	Establishments with 100 to 249 employees	2	X	X	X
	Establishments with 250 to 499 employees	1	X	X	X
	Establishments with 500 to 999 employees	—	X	X	X
	Establishments with 1,000 employees or more	—	X	X	X
6241	Individual and family services				
	All establishments	71	1 362	6 261	26 358
	Establishments with 1 to 4 employees	31	X	X	X
	Establishments with 5 to 9 employees	18	X	X	X
	Establishments with 10 to 19 employees	7	X	X	X
	Establishments with 20 to 49 employees	8	X	X	X
	Establishments with 50 to 99 employees	5	X	X	X
	Establishments with 100 to 249 employees	1	X	X	X
	Establishments with 250 to 499 employees	1	X	X	X
	Establishments with 500 to 999 employees	—	X	X	X
	Establishments with 1,000 employees or more	—	X	X	X
62411	Child and youth services				
	All establishments	12	241	1 687	7 090
	Establishments with 1 to 4 employees	5	X	X	X
	Establishments with 5 to 9 employees	2	X	X	X
	Establishments with 10 to 19 employees	2	X	X	X
	Establishments with 20 to 49 employees	1	X	X	X
	Establishments with 50 to 99 employees	1	X	X	X
	Establishments with 100 to 249 employees	1	X	X	X
	Establishments with 250 to 499 employees	—	X	X	X
	Establishments with 500 to 999 employees	—	X	X	X
	Establishments with 1,000 employees or more	—	X	X	X
624110	Child and youth services				
	All establishments	12	241	1 687	7 090
	Establishments with 1 to 4 employees	5	X	X	X
	Establishments with 5 to 9 employees	2	X	X	X
	Establishments with 10 to 19 employees	2	X	X	X
	Establishments with 20 to 49 employees	1	X	X	X
	Establishments with 50 to 99 employees	1	X	X	X
	Establishments with 100 to 249 employees	1	X	X	X
	Establishments with 250 to 499 employees	—	X	X	X
	Establishments with 500 to 999 employees	—	X	X	X
	Establishments with 1,000 employees or more	—	X	X	X
62412	Services for the elderly and persons with disabilities				
	All establishments	15	252	1 273	5 379
	Establishments with 1 to 4 employees	5	X	X	X
	Establishments with 5 to 9 employees	4	X	X	X
	Establishments with 10 to 19 employees	2	X	X	X
	Establishments with 20 to 49 employees	2	X	X	X
	Establishments with 50 to 99 employees	2	X	X	X
	Establishments with 100 to 249 employees	—	X	X	X
	Establishments with 250 to 499 employees	—	X	X	X
	Establishments with 500 to 999 employees	—	X	X	X
	Establishments with 1,000 employees or more	—	X	X	X
624120	Services for the elderly and persons with disabilities				
	All establishments	15	252	1 273	5 379
	Establishments with 1 to 4 employees	5	X	X	X
	Establishments with 5 to 9 employees	4	X	X	X
	Establishments with 10 to 19 employees	2	X	X	X
	Establishments with 20 to 49 employees	2	X	X	X
	Establishments with 50 to 99 employees	2	X	X	X
	Establishments with 100 to 249 employees	—	X	X	X
	Establishments with 250 to 499 employees	—	X	X	X
	Establishments with 500 to 999 employees	—	X	X	X
	Establishments with 1,000 employees or more	—	X	X	X

See footnotes at end of table.

Table 5. Establishments, Employees, and Payroll by Industry and Employment Size of Establishments by County: 2004—Con.

[Excludes most government employees, railroad employees, and self-employed persons. Size class 1 to 4 employees includes establishments having payroll, but no employees, during mid-March pay period. For meaning of abbreviations and symbols, see introductory text. For explanation of terms, see Appendix A. For statement on reliability, see the note at the end of the table and Appendix C]

NAICS code	Geography, kind of business, and employment size class	Establishments (number)	Paid employees for pay period including March 12 (number)	First-quarter payroll (\$1,000)	Annual payroll (\$1,000)
62	MORRIS—Con.				
	Health care and social assistance—Con.				
624	Social assistance—Con.				
6241	Individual and family services—Con.				
62419	Other individual and family services				
	All establishments	44	869	3 301	13 889
	Establishments with 1 to 4 employees	21	X	X	X
	Establishments with 5 to 9 employees	12	X	X	X
	Establishments with 10 to 19 employees	3	X	X	X
	Establishments with 20 to 49 employees	5	X	X	X
	Establishments with 50 to 99 employees	2	X	X	X
	Establishments with 100 to 249 employees	—	X	X	X
	Establishments with 250 to 499 employees	1	X	X	X
	Establishments with 500 to 999 employees	—	X	X	X
	Establishments with 1,000 employees or more	—	X	X	X
624190	Other individual and family services				
	All establishments	44	869	3 301	13 889
	Establishments with 1 to 4 employees	21	X	X	X
	Establishments with 5 to 9 employees	12	X	X	X
	Establishments with 10 to 19 employees	3	X	X	X
	Establishments with 20 to 49 employees	5	X	X	X
	Establishments with 50 to 99 employees	2	X	X	X
	Establishments with 100 to 249 employees	—	X	X	X
	Establishments with 250 to 499 employees	1	X	X	X
	Establishments with 500 to 999 employees	—	X	X	X
	Establishments with 1,000 employees or more	—	X	X	X
6242	Community food and housing, and emergency and other relief services				
	All establishments	9	c	D	D
	Establishments with 1 to 4 employees	3	X	X	X
	Establishments with 5 to 9 employees	2	X	X	X
	Establishments with 10 to 19 employees	2	X	X	X
	Establishments with 20 to 49 employees	1	X	X	X
	Establishments with 50 to 99 employees	1	X	X	X
	Establishments with 100 to 249 employees	—	X	X	X
	Establishments with 250 to 499 employees	—	X	X	X
	Establishments with 500 to 999 employees	—	X	X	X
	Establishments with 1,000 employees or more	—	X	X	X
62422	Community housing services				
	All establishments	4	c	D	D
	Establishments with 1 to 4 employees	1	X	X	X
	Establishments with 5 to 9 employees	1	X	X	X
	Establishments with 10 to 19 employees	—	X	X	X
	Establishments with 20 to 49 employees	1	X	X	X
	Establishments with 50 to 99 employees	1	X	X	X
	Establishments with 100 to 249 employees	—	X	X	X
	Establishments with 250 to 499 employees	—	X	X	X
	Establishments with 500 to 999 employees	—	X	X	X
	Establishments with 1,000 employees or more	—	X	X	X
624221	Temporary shelters				
	All establishments	2	c	D	D
	Establishments with 1 to 4 employees	—	X	X	X
	Establishments with 5 to 9 employees	—	X	X	X
	Establishments with 10 to 19 employees	—	X	X	X
	Establishments with 20 to 49 employees	1	X	X	X
	Establishments with 50 to 99 employees	1	X	X	X
	Establishments with 100 to 249 employees	—	X	X	X
	Establishments with 250 to 499 employees	—	X	X	X
	Establishments with 500 to 999 employees	—	X	X	X
	Establishments with 1,000 employees or more	—	X	X	X
6243	Vocational rehabilitation services				
	All establishments	7	240	805	3 939
	Establishments with 1 to 4 employees	1	X	X	X
	Establishments with 5 to 9 employees	2	X	X	X
	Establishments with 10 to 19 employees	2	X	X	X
	Establishments with 20 to 49 employees	1	X	X	X
	Establishments with 50 to 99 employees	—	X	X	X
	Establishments with 100 to 249 employees	1	X	X	X
	Establishments with 250 to 499 employees	—	X	X	X
	Establishments with 500 to 999 employees	—	X	X	X
	Establishments with 1,000 employees or more	—	X	X	X
62431	Vocational rehabilitation services				
	All establishments	7	240	805	3 939
	Establishments with 1 to 4 employees	1	X	X	X
	Establishments with 5 to 9 employees	2	X	X	X
	Establishments with 10 to 19 employees	2	X	X	X
	Establishments with 20 to 49 employees	1	X	X	X
	Establishments with 50 to 99 employees	—	X	X	X
	Establishments with 100 to 249 employees	1	X	X	X
	Establishments with 250 to 499 employees	—	X	X	X
	Establishments with 500 to 999 employees	—	X	X	X
	Establishments with 1,000 employees or more	—	X	X	X

See footnotes at end of table.

Table 5. Establishments, Employees, and Payroll by Industry and Employment Size of Establishments by County: 2004—Con.

[Excludes most government employees, railroad employees, and self-employed persons. Size class 1 to 4 employees includes establishments having payroll, but no employees, during mid-March pay period. For meaning of abbreviations and symbols, see introductory text. For explanation of terms, see Appendix A. For statement on reliability, see the note at the end of the table and Appendix C]

NAICS code	Geography, kind of business, and employment size class	Establishments (number)	Paid employees for pay period including March 12 (number)	First-quarter payroll (\$1,000)	Annual payroll (\$1,000)
62	MORRIS—Con.				
	Health care and social assistance—Con.				
624	Social assistance—Con.				
6243	Vocational rehabilitation services—Con.				
62431	Vocational rehabilitation services—Con.				
624310	Vocational rehabilitation services				
	All establishments	7	240	805	3 939
	Establishments with 1 to 4 employees	1	X	X	X
	Establishments with 5 to 9 employees	2	X	X	X
	Establishments with 10 to 19 employees	2	X	X	X
	Establishments with 20 to 49 employees	1	X	X	X
	Establishments with 50 to 99 employees	1	X	X	X
	Establishments with 100 to 249 employees	1	X	X	X
	Establishments with 250 to 499 employees	—	X	X	X
	Establishments with 500 to 999 employees	—	X	X	X
	Establishments with 1,000 employees or more	—	X	X	X
6244	Child day care services				
	All establishments	173	2 496	10 003	43 230
	Establishments with 1 to 4 employees	43	X	X	X
	Establishments with 5 to 9 employees	33	X	X	X
	Establishments with 10 to 19 employees	53	X	X	X
	Establishments with 20 to 49 employees	39	X	X	X
	Establishments with 50 to 99 employees	5	X	X	X
	Establishments with 100 to 249 employees	—	X	X	X
	Establishments with 250 to 499 employees	—	X	X	X
	Establishments with 500 to 999 employees	—	X	X	X
	Establishments with 1,000 employees or more	—	X	X	X
62441	Child day care services				
	All establishments	173	2 496	10 003	43 230
	Establishments with 1 to 4 employees	43	X	X	X
	Establishments with 5 to 9 employees	33	X	X	X
	Establishments with 10 to 19 employees	53	X	X	X
	Establishments with 20 to 49 employees	39	X	X	X
	Establishments with 50 to 99 employees	5	X	X	X
	Establishments with 100 to 249 employees	—	X	X	X
	Establishments with 250 to 499 employees	—	X	X	X
	Establishments with 500 to 999 employees	—	X	X	X
	Establishments with 1,000 employees or more	—	X	X	X
624410	Child day care services				
	All establishments	173	2 496	10 003	43 230
	Establishments with 1 to 4 employees	43	X	X	X
	Establishments with 5 to 9 employees	33	X	X	X
	Establishments with 10 to 19 employees	53	X	X	X
	Establishments with 20 to 49 employees	39	X	X	X
	Establishments with 50 to 99 employees	5	X	X	X
	Establishments with 100 to 249 employees	—	X	X	X
	Establishments with 250 to 499 employees	—	X	X	X
	Establishments with 500 to 999 employees	—	X	X	X
	Establishments with 1,000 employees or more	—	X	X	X
71	Arts, entertainment, and recreation				
	All establishments	243	2 494	10 347	56 979
	Establishments with 1 to 4 employees	141	X	X	X
	Establishments with 5 to 9 employees	34	X	X	X
	Establishments with 10 to 19 employees	37	X	X	X
	Establishments with 20 to 49 employees	22	X	X	X
	Establishments with 50 to 99 employees	8	X	X	X
	Establishments with 100 to 249 employees	—	X	X	X
	Establishments with 250 to 499 employees	1	X	X	X
	Establishments with 500 to 999 employees	—	X	X	X
	Establishments with 1,000 employees or more	—	X	X	X
711	Performing arts, spectator sports, and related industries				
	All establishments	63	210	1 596	9 431
	Establishments with 1 to 4 employees	52	X	X	X
	Establishments with 5 to 9 employees	6	X	X	X
	Establishments with 10 to 19 employees	3	X	X	X
	Establishments with 20 to 49 employees	2	X	X	X
	Establishments with 50 to 99 employees	—	X	X	X
	Establishments with 100 to 249 employees	—	X	X	X
	Establishments with 250 to 499 employees	—	X	X	X
	Establishments with 500 to 999 employees	—	X	X	X
	Establishments with 1,000 employees or more	—	X	X	X
7111	Performing arts companies				
	All establishments	17	109	669	3 520
	Establishments with 1 to 4 employees	13	X	X	X
	Establishments with 5 to 9 employees	1	X	X	X
	Establishments with 10 to 19 employees	1	X	X	X
	Establishments with 20 to 49 employees	2	X	X	X
	Establishments with 50 to 99 employees	—	X	X	X
	Establishments with 100 to 249 employees	—	X	X	X
	Establishments with 250 to 499 employees	—	X	X	X
	Establishments with 500 to 999 employees	—	X	X	X
	Establishments with 1,000 employees or more	—	X	X	X

See footnotes at end of table.

Table 5. Establishments, Employees, and Payroll by Industry and Employment Size of Establishments by County: 2004—Con.

[Excludes most government employees, railroad employees, and self-employed persons. Size class 1 to 4 employees includes establishments having payroll, but no employees, during mid-March pay period. For meaning of abbreviations and symbols, see introductory text. For explanation of terms, see Appendix A. For statement on reliability, see the note at the end of the table and Appendix C]

NAICS code	Geography, kind of business, and employment size class	Establishments (number)	Paid employees for pay period including March 12 (number)	First-quarter payroll (\$1,000)	Annual payroll (\$1,000)
	MORRIS—Con.				
71	Arts, entertainment, and recreation—Con.				
713	Amusement, gambling, and recreation industries				
	All establishments	171	2 204	8 266	45 511
	Establishments with 1 to 4 employees	85	X	X	X
	Establishments with 5 to 9 employees	25	X	X	X
	Establishments with 10 to 19 employees	33	X	X	X
	Establishments with 20 to 49 employees	19	X	X	X
	Establishments with 50 to 99 employees	8	X	X	X
	Establishments with 100 to 249 employees	—	X	X	X
	Establishments with 250 to 499 employees	1	X	X	X
	Establishments with 500 to 999 employees	—	X	X	X
	Establishments with 1,000 employees or more	—	X	X	X
7131	Amusement parks and arcades				
	All establishments	5	112	335	1 447
	Establishments with 1 to 4 employees	3	X	X	X
	Establishments with 5 to 9 employees	—	X	X	X
	Establishments with 10 to 19 employees	1	X	X	X
	Establishments with 20 to 49 employees	—	X	X	X
	Establishments with 50 to 99 employees	1	X	X	X
	Establishments with 100 to 249 employees	—	X	X	X
	Establishments with 250 to 499 employees	—	X	X	X
	Establishments with 500 to 999 employees	—	X	X	X
	Establishments with 1,000 employees or more	—	X	X	X
71312	Amusement arcades				
	All establishments	5	112	335	1 447
	Establishments with 1 to 4 employees	3	X	X	X
	Establishments with 5 to 9 employees	—	X	X	X
	Establishments with 10 to 19 employees	1	X	X	X
	Establishments with 20 to 49 employees	—	X	X	X
	Establishments with 50 to 99 employees	1	X	X	X
	Establishments with 100 to 249 employees	—	X	X	X
	Establishments with 250 to 499 employees	—	X	X	X
	Establishments with 500 to 999 employees	—	X	X	X
	Establishments with 1,000 employees or more	—	X	X	X
713120	Amusement arcades				
	All establishments	5	112	335	1 447
	Establishments with 1 to 4 employees	3	X	X	X
	Establishments with 5 to 9 employees	—	X	X	X
	Establishments with 10 to 19 employees	1	X	X	X
	Establishments with 20 to 49 employees	—	X	X	X
	Establishments with 50 to 99 employees	1	X	X	X
	Establishments with 100 to 249 employees	—	X	X	X
	Establishments with 250 to 499 employees	—	X	X	X
	Establishments with 500 to 999 employees	—	X	X	X
	Establishments with 1,000 employees or more	—	X	X	X
7139	Other amusement and recreation services				
	All establishments	166	2 092	7 931	44 064
	Establishments with 1 to 4 employees	82	X	X	X
	Establishments with 5 to 9 employees	25	X	X	X
	Establishments with 10 to 19 employees	32	X	X	X
	Establishments with 20 to 49 employees	19	X	X	X
	Establishments with 50 to 99 employees	7	X	X	X
	Establishments with 100 to 249 employees	—	X	X	X
	Establishments with 250 to 499 employees	1	X	X	X
	Establishments with 500 to 999 employees	—	X	X	X
	Establishments with 1,000 employees or more	—	X	X	X
71391	Golf courses and country clubs				
	All establishments	18	440	2 268	16 872
	Establishments with 1 to 4 employees	8	X	X	X
	Establishments with 5 to 9 employees	—	X	X	X
	Establishments with 10 to 19 employees	1	X	X	X
	Establishments with 20 to 49 employees	6	X	X	X
	Establishments with 50 to 99 employees	3	X	X	X
	Establishments with 100 to 249 employees	—	X	X	X
	Establishments with 250 to 499 employees	—	X	X	X
	Establishments with 500 to 999 employees	—	X	X	X
	Establishments with 1,000 employees or more	—	X	X	X
713910	Golf courses and country clubs				
	All establishments	18	440	2 268	16 872
	Establishments with 1 to 4 employees	8	X	X	X
	Establishments with 5 to 9 employees	—	X	X	X
	Establishments with 10 to 19 employees	1	X	X	X
	Establishments with 20 to 49 employees	6	X	X	X
	Establishments with 50 to 99 employees	3	X	X	X
	Establishments with 100 to 249 employees	—	X	X	X
	Establishments with 250 to 499 employees	—	X	X	X
	Establishments with 500 to 999 employees	—	X	X	X
	Establishments with 1,000 employees or more	—	X	X	X

See footnotes at end of table.

Table 5. Establishments, Employees, and Payroll by Industry and Employment Size of Establishments by County: 2004—Con.

[Excludes most government employees, railroad employees, and self-employed persons. Size class 1 to 4 employees includes establishments having payroll, but no employees, during mid-March pay period. For meaning of abbreviations and symbols, see introductory text. For explanation of terms, see Appendix A. For statement on reliability, see the note at the end of the table and Appendix C]

NAICS code	Geography, kind of business, and employment size class	Establishments (number)	Paid employees for pay period including March 12 (number)	First-quarter payroll (\$1,000)	Annual payroll (\$1,000)
	MORRIS—Con.				
71	Arts, entertainment, and recreation—Con.				
713	Amusement, gambling, and recreation industries—Con.				
7139	Other amusement and recreation services—Con.				
71394	Fitness and recreational sports centers				
	All establishments	101	1 256	3 805	17 102
	Establishments with 1 to 4 employees	47	X	X	X
	Establishments with 5 to 9 employees	21	X	X	X
	Establishments with 10 to 19 employees	20	X	X	X
	Establishments with 20 to 49 employees	9	X	X	X
	Establishments with 50 to 99 employees	3	X	X	X
	Establishments with 100 to 249 employees	—	X	X	X
	Establishments with 250 to 499 employees	1	X	X	X
	Establishments with 500 to 999 employees	—	X	X	X
	Establishments with 1,000 employees or more	—	X	X	X
713940	Fitness and recreational sports centers				
	All establishments	101	1 256	3 805	17 102
	Establishments with 1 to 4 employees	47	X	X	X
	Establishments with 5 to 9 employees	21	X	X	X
	Establishments with 10 to 19 employees	20	X	X	X
	Establishments with 20 to 49 employees	9	X	X	X
	Establishments with 50 to 99 employees	3	X	X	X
	Establishments with 100 to 249 employees	—	X	X	X
	Establishments with 250 to 499 employees	1	X	X	X
	Establishments with 500 to 999 employees	—	X	X	X
	Establishments with 1,000 employees or more	—	X	X	X
71395	Bowling centers				
	All establishments	8	128	461	2 004
	Establishments with 1 to 4 employees	2	X	X	X
	Establishments with 5 to 9 employees	—	X	X	X
	Establishments with 10 to 19 employees	4	X	X	X
	Establishments with 20 to 49 employees	2	X	X	X
	Establishments with 50 to 99 employees	—	X	X	X
	Establishments with 100 to 249 employees	—	X	X	X
	Establishments with 250 to 499 employees	—	X	X	X
	Establishments with 500 to 999 employees	—	X	X	X
	Establishments with 1,000 employees or more	—	X	X	X
713950	Bowling centers				
	All establishments	8	128	461	2 004
	Establishments with 1 to 4 employees	2	X	X	X
	Establishments with 5 to 9 employees	—	X	X	X
	Establishments with 10 to 19 employees	4	X	X	X
	Establishments with 20 to 49 employees	2	X	X	X
	Establishments with 50 to 99 employees	—	X	X	X
	Establishments with 100 to 249 employees	—	X	X	X
	Establishments with 250 to 499 employees	—	X	X	X
	Establishments with 500 to 999 employees	—	X	X	X
	Establishments with 1,000 employees or more	—	X	X	X
71399	All other amusement and recreation industries				
	All establishments	33	255	1 312	7 605
	Establishments with 1 to 4 employees	20	X	X	X
	Establishments with 5 to 9 employees	3	X	X	X
	Establishments with 10 to 19 employees	7	X	X	X
	Establishments with 20 to 49 employees	2	X	X	X
	Establishments with 50 to 99 employees	1	X	X	X
	Establishments with 100 to 249 employees	—	X	X	X
	Establishments with 250 to 499 employees	—	X	X	X
	Establishments with 500 to 999 employees	—	X	X	X
	Establishments with 1,000 employees or more	—	X	X	X
713990	All other amusement and recreation industries				
	All establishments	33	255	1 312	7 605
	Establishments with 1 to 4 employees	20	X	X	X
	Establishments with 5 to 9 employees	3	X	X	X
	Establishments with 10 to 19 employees	7	X	X	X
	Establishments with 20 to 49 employees	2	X	X	X
	Establishments with 50 to 99 employees	1	X	X	X
	Establishments with 100 to 249 employees	—	X	X	X
	Establishments with 250 to 499 employees	—	X	X	X
	Establishments with 500 to 999 employees	—	X	X	X
	Establishments with 1,000 employees or more	—	X	X	X
72	Accommodation and food services				
	All establishments	1 231	16 338	64 056	274 110
	Establishments with 1 to 4 employees	550	X	X	X
	Establishments with 5 to 9 employees	243	X	X	X
	Establishments with 10 to 19 employees	195	X	X	X
	Establishments with 20 to 49 employees	188	X	X	X
	Establishments with 50 to 99 employees	41	X	X	X
	Establishments with 100 to 249 employees	11	X	X	X
	Establishments with 250 to 499 employees	3	X	X	X
	Establishments with 500 to 999 employees	—	X	X	X
	Establishments with 1,000 employees or more	—	X	X	X

See footnotes at end of table.

Table 5. Establishments, Employees, and Payroll by Industry and Employment Size of Establishments by County: 2004—Con.

[Excludes most government employees, railroad employees, and self-employed persons. Size class 1 to 4 employees includes establishments having payroll, but no employees, during mid-March pay period. For meaning of abbreviations and symbols, see introductory text. For explanation of terms, see Appendix A. For statement on reliability, see the note at the end of the table and Appendix C]

NAICS code	Geography, kind of business, and employment size class	Establishments (number)	Paid employees for pay period including March 12 (number)	First-quarter payroll (\$1,000)	Annual payroll (\$1,000)
	MORRIS—Con.				
72	Accommodation and food services—Con.				
721	Accommodation				
	All establishments	65	2 592	13 345	59 968
	Establishments with 1 to 4 employees	27	X	X	X
	Establishments with 5 to 9 employees	7	X	X	X
	Establishments with 10 to 19 employees	7	X	X	X
	Establishments with 20 to 49 employees	13	X	X	X
	Establishments with 50 to 99 employees	4	X	X	X
	Establishments with 100 to 249 employees	5	X	X	X
	Establishments with 250 to 499 employees	2	X	X	X
	Establishments with 500 to 999 employees	—	X	X	X
	Establishments with 1,000 employees or more	—	X	X	X
7211	Traveler accommodation				
	All establishments	56	2 570	13 218	59 122
	Establishments with 1 to 4 employees	19	X	X	X
	Establishments with 5 to 9 employees	6	X	X	X
	Establishments with 10 to 19 employees	7	X	X	X
	Establishments with 20 to 49 employees	13	X	X	X
	Establishments with 50 to 99 employees	4	X	X	X
	Establishments with 100 to 249 employees	5	X	X	X
	Establishments with 250 to 499 employees	2	X	X	X
	Establishments with 500 to 999 employees	—	X	X	X
	Establishments with 1,000 employees or more	—	X	X	X
72111	Hotels (except casino hotels) and motels				
	All establishments	52	2 555	13 165	58 910
	Establishments with 1 to 4 employees	16	X	X	X
	Establishments with 5 to 9 employees	5	X	X	X
	Establishments with 10 to 19 employees	7	X	X	X
	Establishments with 20 to 49 employees	13	X	X	X
	Establishments with 50 to 99 employees	4	X	X	X
	Establishments with 100 to 249 employees	5	X	X	X
	Establishments with 250 to 499 employees	2	X	X	X
	Establishments with 500 to 999 employees	—	X	X	X
	Establishments with 1,000 employees or more	—	X	X	X
721110	Hotels (except casino hotels) and motels				
	All establishments	52	2 555	13 165	58 910
	Establishments with 1 to 4 employees	16	X	X	X
	Establishments with 5 to 9 employees	5	X	X	X
	Establishments with 10 to 19 employees	7	X	X	X
	Establishments with 20 to 49 employees	13	X	X	X
	Establishments with 50 to 99 employees	4	X	X	X
	Establishments with 100 to 249 employees	5	X	X	X
	Establishments with 250 to 499 employees	2	X	X	X
	Establishments with 500 to 999 employees	—	X	X	X
	Establishments with 1,000 employees or more	—	X	X	X
722	Food services and drinking places				
	All establishments	1 166	13 746	50 711	214 142
	Establishments with 1 to 4 employees	523	X	X	X
	Establishments with 5 to 9 employees	236	X	X	X
	Establishments with 10 to 19 employees	188	X	X	X
	Establishments with 20 to 49 employees	175	X	X	X
	Establishments with 50 to 99 employees	37	X	X	X
	Establishments with 100 to 249 employees	6	X	X	X
	Establishments with 250 to 499 employees	1	X	X	X
	Establishments with 500 to 999 employees	—	X	X	X
	Establishments with 1,000 employees or more	—	X	X	X
7221	Full-service restaurants				
	All establishments	449	7 414	27 576	115 924
	Establishments with 1 to 4 employees	149	X	X	X
	Establishments with 5 to 9 employees	94	X	X	X
	Establishments with 10 to 19 employees	87	X	X	X
	Establishments with 20 to 49 employees	83	X	X	X
	Establishments with 50 to 99 employees	31	X	X	X
	Establishments with 100 to 249 employees	4	X	X	X
	Establishments with 250 to 499 employees	1	X	X	X
	Establishments with 500 to 999 employees	—	X	X	X
	Establishments with 1,000 employees or more	—	X	X	X
72211	Full-service restaurants				
	All establishments	449	7 414	27 576	115 924
	Establishments with 1 to 4 employees	149	X	X	X
	Establishments with 5 to 9 employees	94	X	X	X
	Establishments with 10 to 19 employees	87	X	X	X
	Establishments with 20 to 49 employees	83	X	X	X
	Establishments with 50 to 99 employees	31	X	X	X
	Establishments with 100 to 249 employees	4	X	X	X
	Establishments with 250 to 499 employees	1	X	X	X
	Establishments with 500 to 999 employees	—	X	X	X
	Establishments with 1,000 employees or more	—	X	X	X

See footnotes at end of table.

Table 5. Establishments, Employees, and Payroll by Industry and Employment Size of Establishments by County: 2004—Con.

[Excludes most government employees, railroad employees, and self-employed persons. Size class 1 to 4 employees includes establishments having payroll, but no employees, during mid-March pay period. For meaning of abbreviations and symbols, see introductory text. For explanation of terms, see Appendix A. For statement on reliability, see the note at the end of the table and Appendix C]

NAICS code	Geography, kind of business, and employment size class	Establishments (number)	Paid employees for pay period including March 12 (number)	First-quarter payroll (\$1,000)	Annual payroll (\$1,000)
72	MORRIS—Con.				
	Accommodation and food services—Con.				
722	Food services and drinking places—Con.				
7221	Full-service restaurants—Con.				
72211	Full-service restaurants—Con.				
722110	Full-service restaurants				
	All establishments	449	7 414	27 576	115 924
	Establishments with 1 to 4 employees	149	X	X	X
	Establishments with 5 to 9 employees	94	X	X	X
	Establishments with 10 to 19 employees	87	X	X	X
	Establishments with 20 to 49 employees	83	X	X	X
	Establishments with 50 to 99 employees	31	X	X	X
	Establishments with 100 to 249 employees	4	X	X	X
	Establishments with 250 to 499 employees	1	X	X	X
	Establishments with 500 to 999 employees	—	X	X	X
	Establishments with 1,000 employees or more	—	X	X	X
7222	Limited-service eating places				
	All establishments	498	4 409	13 523	59 857
	Establishments with 1 to 4 employees	264	X	X	X
	Establishments with 5 to 9 employees	95	X	X	X
	Establishments with 10 to 19 employees	65	X	X	X
	Establishments with 20 to 49 employees	69	X	X	X
	Establishments with 50 to 99 employees	4	X	X	X
	Establishments with 100 to 249 employees	1	X	X	X
	Establishments with 250 to 499 employees	—	X	X	X
	Establishments with 500 to 999 employees	—	X	X	X
	Establishments with 1,000 employees or more	—	X	X	X
72221	Limited-service eating places				
	All establishments	498	4 409	13 523	59 857
	Establishments with 1 to 4 employees	264	X	X	X
	Establishments with 5 to 9 employees	95	X	X	X
	Establishments with 10 to 19 employees	65	X	X	X
	Establishments with 20 to 49 employees	69	X	X	X
	Establishments with 50 to 99 employees	4	X	X	X
	Establishments with 100 to 249 employees	1	X	X	X
	Establishments with 250 to 499 employees	—	X	X	X
	Establishments with 500 to 999 employees	—	X	X	X
	Establishments with 1,000 employees or more	—	X	X	X
722211	Limited-service restaurants				
	All establishments	346	3 137	9 651	41 769
	Establishments with 1 to 4 employees	194	X	X	X
	Establishments with 5 to 9 employees	59	X	X	X
	Establishments with 10 to 19 employees	37	X	X	X
	Establishments with 20 to 49 employees	51	X	X	X
	Establishments with 50 to 99 employees	4	X	X	X
	Establishments with 100 to 249 employees	1	X	X	X
	Establishments with 250 to 499 employees	—	X	X	X
	Establishments with 500 to 999 employees	—	X	X	X
	Establishments with 1,000 employees or more	—	X	X	X
722213	Snack and nonalcoholic beverage bars				
	All establishments	130	1 177	3 572	16 477
	Establishments with 1 to 4 employees	56	X	X	X
	Establishments with 5 to 9 employees	30	X	X	X
	Establishments with 10 to 19 employees	26	X	X	X
	Establishments with 20 to 49 employees	18	X	X	X
	Establishments with 50 to 99 employees	—	X	X	X
	Establishments with 100 to 249 employees	—	X	X	X
	Establishments with 250 to 499 employees	—	X	X	X
	Establishments with 500 to 999 employees	—	X	X	X
	Establishments with 1,000 employees or more	—	X	X	X
7223	Special food services				
	All establishments	159	1 593	8 633	34 149
	Establishments with 1 to 4 employees	72	X	X	X
	Establishments with 5 to 9 employees	32	X	X	X
	Establishments with 10 to 19 employees	32	X	X	X
	Establishments with 20 to 49 employees	20	X	X	X
	Establishments with 50 to 99 employees	2	X	X	X
	Establishments with 100 to 249 employees	1	X	X	X
	Establishments with 250 to 499 employees	—	X	X	X
	Establishments with 500 to 999 employees	—	X	X	X
	Establishments with 1,000 employees or more	—	X	X	X
72231	Food service contractors				
	All establishments	115	1 088	5 670	22 713
	Establishments with 1 to 4 employees	50	X	X	X
	Establishments with 5 to 9 employees	27	X	X	X
	Establishments with 10 to 19 employees	22	X	X	X
	Establishments with 20 to 49 employees	14	X	X	X
	Establishments with 50 to 99 employees	2	X	X	X
	Establishments with 100 to 249 employees	—	X	X	X
	Establishments with 250 to 499 employees	—	X	X	X
	Establishments with 500 to 999 employees	—	X	X	X
	Establishments with 1,000 employees or more	—	X	X	X

See footnotes at end of table.

Table 5. Establishments, Employees, and Payroll by Industry and Employment Size of Establishments by County: 2004—Con.

[Excludes most government employees, railroad employees, and self-employed persons. Size class 1 to 4 employees includes establishments having payroll, but no employees, during mid-March pay period. For meaning of abbreviations and symbols, see introductory text. For explanation of terms, see Appendix A. For statement on reliability, see the note at the end of the table and Appendix C]

NAICS code	Geography, kind of business, and employment size class	Establishments (number)	Paid employees for pay period including March 12 (number)	First-quarter payroll (\$1,000)	Annual payroll (\$1,000)
72	MORRIS—Con.				
	Accommodation and food services—Con.				
722	Food services and drinking places—Con.				
7223	Special food services—Con.				
72231	Food service contractors—Con.				
722310	Food service contractors				
	All establishments	115	1 088	5 670	22 713
	Establishments with 1 to 4 employees	50	X	X	X
	Establishments with 5 to 9 employees	27	X	X	X
	Establishments with 10 to 19 employees	22	X	X	X
	Establishments with 20 to 49 employees	14	X	X	X
	Establishments with 50 to 99 employees	2	X	X	X
	Establishments with 100 to 249 employees	—	X	X	X
	Establishments with 250 to 499 employees	—	X	X	X
	Establishments with 500 to 999 employees	—	X	X	X
	Establishments with 1,000 employees or more	—	X	X	X
72232	Caterers				
	All establishments	39	491	2 914	11 207
	Establishments with 1 to 4 employees	18	X	X	X
	Establishments with 5 to 9 employees	5	X	X	X
	Establishments with 10 to 19 employees	9	X	X	X
	Establishments with 20 to 49 employees	6	X	X	X
	Establishments with 50 to 99 employees	—	X	X	X
	Establishments with 100 to 249 employees	1	X	X	X
	Establishments with 250 to 499 employees	—	X	X	X
	Establishments with 500 to 999 employees	—	X	X	X
	Establishments with 1,000 employees or more	—	X	X	X
722320	Caterers				
	All establishments	39	491	2 914	11 207
	Establishments with 1 to 4 employees	18	X	X	X
	Establishments with 5 to 9 employees	5	X	X	X
	Establishments with 10 to 19 employees	9	X	X	X
	Establishments with 20 to 49 employees	6	X	X	X
	Establishments with 50 to 99 employees	—	X	X	X
	Establishments with 100 to 249 employees	1	X	X	X
	Establishments with 250 to 499 employees	—	X	X	X
	Establishments with 500 to 999 employees	—	X	X	X
	Establishments with 1,000 employees or more	—	X	X	X
7224	Drinking places (alcoholic beverages)				
	All establishments	60	330	979	4 212
	Establishments with 1 to 4 employees	38	X	X	X
	Establishments with 5 to 9 employees	15	X	X	X
	Establishments with 10 to 19 employees	4	X	X	X
	Establishments with 20 to 49 employees	3	X	X	X
	Establishments with 50 to 99 employees	—	X	X	X
	Establishments with 100 to 249 employees	—	X	X	X
	Establishments with 250 to 499 employees	—	X	X	X
	Establishments with 500 to 999 employees	—	X	X	X
	Establishments with 1,000 employees or more	—	X	X	X
72241	Drinking places (alcoholic beverages)				
	All establishments	60	330	979	4 212
	Establishments with 1 to 4 employees	38	X	X	X
	Establishments with 5 to 9 employees	15	X	X	X
	Establishments with 10 to 19 employees	4	X	X	X
	Establishments with 20 to 49 employees	3	X	X	X
	Establishments with 50 to 99 employees	—	X	X	X
	Establishments with 100 to 249 employees	—	X	X	X
	Establishments with 250 to 499 employees	—	X	X	X
	Establishments with 500 to 999 employees	—	X	X	X
	Establishments with 1,000 employees or more	—	X	X	X
722410	Drinking places (alcoholic beverages)				
	All establishments	60	330	979	4 212
	Establishments with 1 to 4 employees	38	X	X	X
	Establishments with 5 to 9 employees	15	X	X	X
	Establishments with 10 to 19 employees	4	X	X	X
	Establishments with 20 to 49 employees	3	X	X	X
	Establishments with 50 to 99 employees	—	X	X	X
	Establishments with 100 to 249 employees	—	X	X	X
	Establishments with 250 to 499 employees	—	X	X	X
	Establishments with 500 to 999 employees	—	X	X	X
	Establishments with 1,000 employees or more	—	X	X	X
81	Other services (except public administration)				
	All establishments	1 502	11 051	78 621	312 465
	Establishments with 1 to 4 employees	952	X	X	X
	Establishments with 5 to 9 employees	296	X	X	X
	Establishments with 10 to 19 employees	146	X	X	X
	Establishments with 20 to 49 employees	84	X	X	X
	Establishments with 50 to 99 employees	15	X	X	X
	Establishments with 100 to 249 employees	7	X	X	X
	Establishments with 250 to 499 employees	2	X	X	X
	Establishments with 500 to 999 employees	—	X	X	X
	Establishments with 1,000 employees or more	—	X	X	X

See footnotes at end of table.

Table 5. Establishments, Employees, and Payroll by Industry and Employment Size of Establishments by County: 2004—Con.

[Excludes most government employees, railroad employees, and self-employed persons. Size class 1 to 4 employees includes establishments having payroll, but no employees, during mid-March pay period. For meaning of abbreviations and symbols, see introductory text. For explanation of terms, see Appendix A. For statement on reliability, see the note at the end of the table and Appendix C]

NAICS code	Geography, kind of business, and employment size class	Establishments (number)	Paid employees for pay period including March 12 (number)	First-quarter payroll (\$1,000)	Annual payroll (\$1,000)
81	MORRIS—Con.				
	Other services (except public administration)—Con.				
811	Repair and maintenance				
	All establishments	496	2 993	25 959	111 437
	Establishments with 1 to 4 employees	329	X	X	X
	Establishments with 5 to 9 employees	102	X	X	X
	Establishments with 10 to 19 employees	42	X	X	X
	Establishments with 20 to 49 employees	18	X	X	X
	Establishments with 50 to 99 employees	2	X	X	X
	Establishments with 100 to 249 employees	3	X	X	X
	Establishments with 250 to 499 employees	—	X	X	X
	Establishments with 500 to 999 employees	—	X	X	X
	Establishments with 1,000 employees or more	—	X	X	X
8111	Automotive repair and maintenance				
	All establishments	335	1 758	12 732	53 398
	Establishments with 1 to 4 employees	211	X	X	X
	Establishments with 5 to 9 employees	78	X	X	X
	Establishments with 10 to 19 employees	32	X	X	X
	Establishments with 20 to 49 employees	14	X	X	X
	Establishments with 50 to 99 employees	—	X	X	X
	Establishments with 100 to 249 employees	—	X	X	X
	Establishments with 250 to 499 employees	—	X	X	X
	Establishments with 500 to 999 employees	—	X	X	X
	Establishments with 1,000 employees or more	—	X	X	X
81111	Automotive mechanical and electrical repair and maintenance				
	All establishments	208	802	5 984	25 976
	Establishments with 1 to 4 employees	148	X	X	X
	Establishments with 5 to 9 employees	48	X	X	X
	Establishments with 10 to 19 employees	10	X	X	X
	Establishments with 20 to 49 employees	2	X	X	X
	Establishments with 50 to 99 employees	—	X	X	X
	Establishments with 100 to 249 employees	—	X	X	X
	Establishments with 250 to 499 employees	—	X	X	X
	Establishments with 500 to 999 employees	—	X	X	X
	Establishments with 1,000 employees or more	—	X	X	X
811111	General automotive repair				
	All establishments	179	703	5 302	22 854
	Establishments with 1 to 4 employees	128	X	X	X
	Establishments with 5 to 9 employees	40	X	X	X
	Establishments with 10 to 19 employees	9	X	X	X
	Establishments with 20 to 49 employees	2	X	X	X
	Establishments with 50 to 99 employees	—	X	X	X
	Establishments with 100 to 249 employees	—	X	X	X
	Establishments with 250 to 499 employees	—	X	X	X
	Establishments with 500 to 999 employees	—	X	X	X
	Establishments with 1,000 employees or more	—	X	X	X
81112	Automotive body, paint, interior, and glass repair				
	All establishments	88	573	5 148	21 543
	Establishments with 1 to 4 employees	49	X	X	X
	Establishments with 5 to 9 employees	19	X	X	X
	Establishments with 10 to 19 employees	14	X	X	X
	Establishments with 20 to 49 employees	6	X	X	X
	Establishments with 50 to 99 employees	—	X	X	X
	Establishments with 100 to 249 employees	—	X	X	X
	Establishments with 250 to 499 employees	—	X	X	X
	Establishments with 500 to 999 employees	—	X	X	X
	Establishments with 1,000 employees or more	—	X	X	X
811121	Automotive body, paint, and interior repair and maintenance				
	All establishments	82	555	5 009	20 919
	Establishments with 1 to 4 employees	45	X	X	X
	Establishments with 5 to 9 employees	17	X	X	X
	Establishments with 10 to 19 employees	14	X	X	X
	Establishments with 20 to 49 employees	6	X	X	X
	Establishments with 50 to 99 employees	—	X	X	X
	Establishments with 100 to 249 employees	—	X	X	X
	Establishments with 250 to 499 employees	—	X	X	X
	Establishments with 500 to 999 employees	—	X	X	X
	Establishments with 1,000 employees or more	—	X	X	X
81119	Other automotive repair and maintenance				
	All establishments	39	383	1 600	5 879
	Establishments with 1 to 4 employees	14	X	X	X
	Establishments with 5 to 9 employees	11	X	X	X
	Establishments with 10 to 19 employees	8	X	X	X
	Establishments with 20 to 49 employees	6	X	X	X
	Establishments with 50 to 99 employees	—	X	X	X
	Establishments with 100 to 249 employees	—	X	X	X
	Establishments with 250 to 499 employees	—	X	X	X
	Establishments with 500 to 999 employees	—	X	X	X
	Establishments with 1,000 employees or more	—	X	X	X

See footnotes at end of table.

Table 5. Establishments, Employees, and Payroll by Industry and Employment Size of Establishments by County: 2004—Con.

[Excludes most government employees, railroad employees, and self-employed persons. Size class 1 to 4 employees includes establishments having payroll, but no employees, during mid-March pay period. For meaning of abbreviations and symbols, see introductory text. For explanation of terms, see Appendix A. For statement on reliability, see the note at the end of the table and Appendix C]

NAICS code	Geography, kind of business, and employment size class	Establishments (number)	Paid employees for pay period including March 12 (number)	First-quarter payroll (\$1,000)	Annual payroll (\$1,000)
	MORRIS—Con.				
81	Other services (except public administration)—Con.				
811	Repair and maintenance—Con.				
8111	Automotive repair and maintenance—Con.				
81119	Other automotive repair and maintenance—Con.				
811192	Car washes				
	All establishments	30	306	1 064	4 409
	Establishments with 1 to 4 employees	12	X	X	X
	Establishments with 5 to 9 employees	7	X	X	X
	Establishments with 10 to 19 employees	6	X	X	X
	Establishments with 20 to 49 employees	5	X	X	X
	Establishments with 50 to 99 employees	—	X	X	X
	Establishments with 100 to 249 employees	—	X	X	X
	Establishments with 250 to 499 employees	—	X	X	X
	Establishments with 500 to 999 employees	—	X	X	X
	Establishments with 1,000 employees or more	—	X	X	X
8112	Electronic and precision equipment repair and maintenance				
	All establishments	47	354	3 770	15 810
	Establishments with 1 to 4 employees	31	X	X	X
	Establishments with 5 to 9 employees	8	X	X	X
	Establishments with 10 to 19 employees	4	X	X	X
	Establishments with 20 to 49 employees	3	X	X	X
	Establishments with 50 to 99 employees	—	X	X	X
	Establishments with 100 to 249 employees	1	X	X	X
	Establishments with 250 to 499 employees	—	X	X	X
	Establishments with 500 to 999 employees	—	X	X	X
	Establishments with 1,000 employees or more	—	X	X	X
81121	Electronic and precision equipment repair and maintenance				
	All establishments	47	354	3 770	15 810
	Establishments with 1 to 4 employees	31	X	X	X
	Establishments with 5 to 9 employees	8	X	X	X
	Establishments with 10 to 19 employees	4	X	X	X
	Establishments with 20 to 49 employees	3	X	X	X
	Establishments with 50 to 99 employees	—	X	X	X
	Establishments with 100 to 249 employees	1	X	X	X
	Establishments with 250 to 499 employees	—	X	X	X
	Establishments with 500 to 999 employees	—	X	X	X
	Establishments with 1,000 employees or more	—	X	X	X
811212	Computer and office machine repair and maintenance				
	All establishments	25	203	1 830	7 914
	Establishments with 1 to 4 employees	16	X	X	X
	Establishments with 5 to 9 employees	5	X	X	X
	Establishments with 10 to 19 employees	3	X	X	X
	Establishments with 20 to 49 employees	—	X	X	X
	Establishments with 50 to 99 employees	—	X	X	X
	Establishments with 100 to 249 employees	1	X	X	X
	Establishments with 250 to 499 employees	—	X	X	X
	Establishments with 500 to 999 employees	—	X	X	X
	Establishments with 1,000 employees or more	—	X	X	X
8113	Commercial and industrial machinery and equipment (except automotive and electronic) repair and maintenance				
	All establishments	57	428	5 154	24 857
	Establishments with 1 to 4 employees	40	X	X	X
	Establishments with 5 to 9 employees	10	X	X	X
	Establishments with 10 to 19 employees	4	X	X	X
	Establishments with 20 to 49 employees	1	X	X	X
	Establishments with 50 to 99 employees	1	X	X	X
	Establishments with 100 to 249 employees	1	X	X	X
	Establishments with 250 to 499 employees	—	X	X	X
	Establishments with 500 to 999 employees	—	X	X	X
	Establishments with 1,000 employees or more	—	X	X	X
81131	Commercial and industrial machinery and equipment (except automotive and electronic) repair and maintenance				
	All establishments	57	428	5 154	24 857
	Establishments with 1 to 4 employees	40	X	X	X
	Establishments with 5 to 9 employees	10	X	X	X
	Establishments with 10 to 19 employees	4	X	X	X
	Establishments with 20 to 49 employees	1	X	X	X
	Establishments with 50 to 99 employees	1	X	X	X
	Establishments with 100 to 249 employees	1	X	X	X
	Establishments with 250 to 499 employees	—	X	X	X
	Establishments with 500 to 999 employees	—	X	X	X
	Establishments with 1,000 employees or more	—	X	X	X

See footnotes at end of table.

Table 5. Establishments, Employees, and Payroll by Industry and Employment Size of Establishments by County: 2004—Con.

[Excludes most government employees, railroad employees, and self-employed persons. Size class 1 to 4 employees includes establishments having payroll, but no employees, during mid-March pay period. For meaning of abbreviations and symbols, see introductory text. For explanation of terms, see Appendix A. For statement on reliability, see the note at the end of the table and Appendix C]

NAICS code	Geography, kind of business, and employment size class	Establishments (number)	Paid employees for pay period including March 12 (number)	First-quarter payroll (\$1,000)	Annual payroll (\$1,000)
	MORRIS—Con.				
81	Other services (except public administration)—Con.				
811	Repair and maintenance—Con.				
8113	Commercial and industrial machinery and equipment (except automotive and electronic) repair and maintenance—Con.				
81131	Commercial and industrial machinery and equipment (except automotive and electronic) repair and maintenance—Con.				
811310	Commercial and industrial machinery and equipment (except automotive and electronic) repair and maintenance				
	All establishments	57	428	5 154	24 857
	Establishments with 1 to 4 employees	40	X	X	X
	Establishments with 5 to 9 employees	10	X	X	X
	Establishments with 10 to 19 employees	4	X	X	X
	Establishments with 20 to 49 employees	1	X	X	X
	Establishments with 50 to 99 employees	1	X	X	X
	Establishments with 100 to 249 employees	1	X	X	X
	Establishments with 250 to 499 employees	—	X	X	X
	Establishments with 500 to 999 employees	—	X	X	X
	Establishments with 1,000 employees or more	—	X	X	X
8114	Personal and household goods repair and maintenance				
	All establishments	57	453	4 303	17 372
	Establishments with 1 to 4 employees	47	X	X	X
	Establishments with 5 to 9 employees	6	X	X	X
	Establishments with 10 to 19 employees	2	X	X	X
	Establishments with 20 to 49 employees	—	X	X	X
	Establishments with 50 to 99 employees	1	X	X	X
	Establishments with 100 to 249 employees	1	X	X	X
	Establishments with 250 to 499 employees	—	X	X	X
	Establishments with 500 to 999 employees	—	X	X	X
	Establishments with 1,000 employees or more	—	X	X	X
81141	Home and garden equipment and appliance repair and maintenance				
	All establishments	17	350	3 742	14 819
	Establishments with 1 to 4 employees	13	X	X	X
	Establishments with 5 to 9 employees	2	X	X	X
	Establishments with 10 to 19 employees	—	X	X	X
	Establishments with 20 to 49 employees	—	X	X	X
	Establishments with 50 to 99 employees	1	X	X	X
	Establishments with 100 to 249 employees	1	X	X	X
	Establishments with 250 to 499 employees	—	X	X	X
	Establishments with 500 to 999 employees	—	X	X	X
	Establishments with 1,000 employees or more	—	X	X	X
811412	Appliance repair and maintenance				
	All establishments	11	333	3 603	14 222
	Establishments with 1 to 4 employees	8	X	X	X
	Establishments with 5 to 9 employees	1	X	X	X
	Establishments with 10 to 19 employees	—	X	X	X
	Establishments with 20 to 49 employees	—	X	X	X
	Establishments with 50 to 99 employees	1	X	X	X
	Establishments with 100 to 249 employees	1	X	X	X
	Establishments with 250 to 499 employees	—	X	X	X
	Establishments with 500 to 999 employees	—	X	X	X
	Establishments with 1,000 employees or more	—	X	X	X
812	Personal and laundry services				
	All establishments	593	3 197	16 115	69 282
	Establishments with 1 to 4 employees	422	X	X	X
	Establishments with 5 to 9 employees	98	X	X	X
	Establishments with 10 to 19 employees	50	X	X	X
	Establishments with 20 to 49 employees	19	X	X	X
	Establishments with 50 to 99 employees	2	X	X	X
	Establishments with 100 to 249 employees	2	X	X	X
	Establishments with 250 to 499 employees	—	X	X	X
	Establishments with 500 to 999 employees	—	X	X	X
	Establishments with 1,000 employees or more	—	X	X	X
8121	Personal care services				
	All establishments	350	1 931	8 507	36 673
	Establishments with 1 to 4 employees	244	X	X	X
	Establishments with 5 to 9 employees	55	X	X	X
	Establishments with 10 to 19 employees	36	X	X	X
	Establishments with 20 to 49 employees	13	X	X	X
	Establishments with 50 to 99 employees	1	X	X	X
	Establishments with 100 to 249 employees	1	X	X	X
	Establishments with 250 to 499 employees	—	X	X	X
	Establishments with 500 to 999 employees	—	X	X	X
	Establishments with 1,000 employees or more	—	X	X	X
81211	Hair, nail, and skin care services				

See footnotes at end of table.

Table 5. Establishments, Employees, and Payroll by Industry and Employment Size of Establishments by County: 2004—Con.

[Excludes most government employees, railroad employees, and self-employed persons. Size class 1 to 4 employees includes establishments having payroll, but no employees, during mid-March pay period. For meaning of abbreviations and symbols, see introductory text. For explanation of terms, see Appendix A. For statement on reliability, see the note at the end of the table and Appendix C]

NAICS code	Geography, kind of business, and employment size class	Establishments (number)	Paid employees for pay period including March 12 (number)	First-quarter payroll (\$1,000)	Annual payroll (\$1,000)
81	MORRIS—Con.				
	Other services (except public administration)—Con.				
812	Personal and laundry services—Con.				
8121	Personal care services—Con.				
81211	Hair, nail, and skin care services—Con.				
	All establishments	313	1 790	7 899	34 954
	Establishments with 1 to 4 employees	214	X	X	X
	Establishments with 5 to 9 employees	50	X	X	X
	Establishments with 10 to 19 employees	35	X	X	X
	Establishments with 20 to 49 employees	12	X	X	X
	Establishments with 50 to 99 employees	1	X	X	X
	Establishments with 100 to 249 employees	1	X	X	X
	Establishments with 250 to 499 employees	—	X	X	X
	Establishments with 500 to 999 employees	—	X	X	X
	Establishments with 1,000 employees or more	—	X	X	X
81212	Beauty salons				
	All establishments	224	1 633	7 326	32 359
	Establishments with 1 to 4 employees	130	X	X	X
	Establishments with 5 to 9 employees	46	X	X	X
	Establishments with 10 to 19 employees	34	X	X	X
	Establishments with 20 to 49 employees	12	X	X	X
	Establishments with 50 to 99 employees	1	X	X	X
	Establishments with 100 to 249 employees	1	X	X	X
	Establishments with 250 to 499 employees	—	X	X	X
	Establishments with 500 to 999 employees	—	X	X	X
	Establishments with 1,000 employees or more	—	X	X	X
81213	Nail salons				
	All establishments	75	115	404	1 928
	Establishments with 1 to 4 employees	71	X	X	X
	Establishments with 5 to 9 employees	4	X	X	X
	Establishments with 10 to 19 employees	—	X	X	X
	Establishments with 20 to 49 employees	—	X	X	X
	Establishments with 50 to 99 employees	—	X	X	X
	Establishments with 100 to 249 employees	—	X	X	X
	Establishments with 250 to 499 employees	—	X	X	X
	Establishments with 500 to 999 employees	—	X	X	X
	Establishments with 1,000 employees or more	—	X	X	X
81219	Other personal care services				
	All establishments	37	141	608	1 719
	Establishments with 1 to 4 employees	30	X	X	X
	Establishments with 5 to 9 employees	5	X	X	X
	Establishments with 10 to 19 employees	1	X	X	X
	Establishments with 20 to 49 employees	1	X	X	X
	Establishments with 50 to 99 employees	—	X	X	X
	Establishments with 100 to 249 employees	—	X	X	X
	Establishments with 250 to 499 employees	—	X	X	X
	Establishments with 500 to 999 employees	—	X	X	X
	Establishments with 1,000 employees or more	—	X	X	X
8122	Death care services				
	All establishments	35	217	1 617	6 643
	Establishments with 1 to 4 employees	18	X	X	X
	Establishments with 5 to 9 employees	9	X	X	X
	Establishments with 10 to 19 employees	7	X	X	X
	Establishments with 20 to 49 employees	1	X	X	X
	Establishments with 50 to 99 employees	—	X	X	X
	Establishments with 100 to 249 employees	—	X	X	X
	Establishments with 250 to 499 employees	—	X	X	X
	Establishments with 500 to 999 employees	—	X	X	X
	Establishments with 1,000 employees or more	—	X	X	X
81221	Funeral homes and funeral services				
	All establishments	22	130	928	3 761
	Establishments with 1 to 4 employees	12	X	X	X
	Establishments with 5 to 9 employees	5	X	X	X
	Establishments with 10 to 19 employees	5	X	X	X
	Establishments with 20 to 49 employees	—	X	X	X
	Establishments with 50 to 99 employees	—	X	X	X
	Establishments with 100 to 249 employees	—	X	X	X
	Establishments with 250 to 499 employees	—	X	X	X
	Establishments with 500 to 999 employees	—	X	X	X
	Establishments with 1,000 employees or more	—	X	X	X
812210	Funeral homes and funeral services				
	All establishments	22	130	928	3 761
	Establishments with 1 to 4 employees	12	X	X	X
	Establishments with 5 to 9 employees	5	X	X	X
	Establishments with 10 to 19 employees	5	X	X	X
	Establishments with 20 to 49 employees	—	X	X	X
	Establishments with 50 to 99 employees	—	X	X	X
	Establishments with 100 to 249 employees	—	X	X	X
	Establishments with 250 to 499 employees	—	X	X	X
	Establishments with 500 to 999 employees	—	X	X	X
	Establishments with 1,000 employees or more	—	X	X	X

See footnotes at end of table.

Table 5. Establishments, Employees, and Payroll by Industry and Employment Size of Establishments by County: 2004—Con.

[Excludes most government employees, railroad employees, and self-employed persons. Size class 1 to 4 employees includes establishments having payroll, but no employees, during mid-March pay period. For meaning of abbreviations and symbols, see introductory text. For explanation of terms, see Appendix A. For statement on reliability, see the note at the end of the table and Appendix C]

NAICS code	Geography, kind of business, and employment size class	Establishments (number)	Paid employees for pay period including March 12 (number)	First-quarter payroll (\$1,000)	Annual payroll (\$1,000)
81	MORRIS—Con.				
	Other services (except public administration)—Con.				
812	Personal and laundry services—Con.				
8123	Drycleaning and laundry services				
	All establishments	119	502	2 487	10 731
	Establishments with 1 to 4 employees	93	X	X	X
	Establishments with 5 to 9 employees	20	X	X	X
	Establishments with 10 to 19 employees	3	X	X	X
	Establishments with 20 to 49 employees	2	X	X	X
	Establishments with 50 to 99 employees	1	X	X	X
	Establishments with 100 to 249 employees	—	X	X	X
	Establishments with 250 to 499 employees	—	X	X	X
	Establishments with 500 to 999 employees	—	X	X	X
	Establishments with 1,000 employees or more	—	X	X	X
81232	Drycleaning and laundry services (except coin-operated)				
	All establishments	85	298	1 155	5 057
	Establishments with 1 to 4 employees	65	X	X	X
	Establishments with 5 to 9 employees	16	X	X	X
	Establishments with 10 to 19 employees	3	X	X	X
	Establishments with 20 to 49 employees	1	X	X	X
	Establishments with 50 to 99 employees	—	X	X	X
	Establishments with 100 to 249 employees	—	X	X	X
	Establishments with 250 to 499 employees	—	X	X	X
	Establishments with 500 to 999 employees	—	X	X	X
	Establishments with 1,000 employees or more	—	X	X	X
812320	Drycleaning and laundry services (except coin-operated)				
	All establishments	85	298	1 155	5 057
	Establishments with 1 to 4 employees	65	X	X	X
	Establishments with 5 to 9 employees	16	X	X	X
	Establishments with 10 to 19 employees	3	X	X	X
	Establishments with 20 to 49 employees	1	X	X	X
	Establishments with 50 to 99 employees	—	X	X	X
	Establishments with 100 to 249 employees	—	X	X	X
	Establishments with 250 to 499 employees	—	X	X	X
	Establishments with 500 to 999 employees	—	X	X	X
	Establishments with 1,000 employees or more	—	X	X	X
81233	Linen and uniform supply				
	All establishments	6	c	D	D
	Establishments with 1 to 4 employees	4	X	X	X
	Establishments with 5 to 9 employees	—	X	X	X
	Establishments with 10 to 19 employees	—	X	X	X
	Establishments with 20 to 49 employees	1	X	X	X
	Establishments with 50 to 99 employees	1	X	X	X
	Establishments with 100 to 249 employees	—	X	X	X
	Establishments with 250 to 499 employees	—	X	X	X
	Establishments with 500 to 999 employees	—	X	X	X
	Establishments with 1,000 employees or more	—	X	X	X
812332	Industrial launderers				
	All establishments	6	c	D	D
	Establishments with 1 to 4 employees	4	X	X	X
	Establishments with 5 to 9 employees	—	X	X	X
	Establishments with 10 to 19 employees	—	X	X	X
	Establishments with 20 to 49 employees	1	X	X	X
	Establishments with 50 to 99 employees	1	X	X	X
	Establishments with 100 to 249 employees	—	X	X	X
	Establishments with 250 to 499 employees	—	X	X	X
	Establishments with 500 to 999 employees	—	X	X	X
	Establishments with 1,000 employees or more	—	X	X	X
8129	Other personal services				
	All establishments	89	547	3 504	15 235
	Establishments with 1 to 4 employees	67	X	X	X
	Establishments with 5 to 9 employees	14	X	X	X
	Establishments with 10 to 19 employees	4	X	X	X
	Establishments with 20 to 49 employees	3	X	X	X
	Establishments with 50 to 99 employees	—	X	X	X
	Establishments with 100 to 249 employees	1	X	X	X
	Establishments with 250 to 499 employees	—	X	X	X
	Establishments with 500 to 999 employees	—	X	X	X
	Establishments with 1,000 employees or more	—	X	X	X
81291	Pet care (except veterinary) services				
	All establishments	33	400	2 813	12 059
	Establishments with 1 to 4 employees	20	X	X	X
	Establishments with 5 to 9 employees	8	X	X	X
	Establishments with 10 to 19 employees	1	X	X	X
	Establishments with 20 to 49 employees	3	X	X	X
	Establishments with 50 to 99 employees	—	X	X	X
	Establishments with 100 to 249 employees	1	X	X	X
	Establishments with 250 to 499 employees	—	X	X	X
	Establishments with 500 to 999 employees	—	X	X	X
	Establishments with 1,000 employees or more	—	X	X	X

See footnotes at end of table.

Table 5. Establishments, Employees, and Payroll by Industry and Employment Size of Establishments by County: 2004—Con.

[Excludes most government employees, railroad employees, and self-employed persons. Size class 1 to 4 employees includes establishments having payroll, but no employees, during mid-March pay period. For meaning of abbreviations and symbols, see introductory text. For explanation of terms, see Appendix A. For statement on reliability, see the note at the end of the table and Appendix C]

NAICS code	Geography, kind of business, and employment size class	Establishments (number)	Paid employees for pay period including March 12 (number)	First-quarter payroll (\$1,000)	Annual payroll (\$1,000)
81	MORRIS—Con.				
	Other services (except public administration)—Con.				
812	Personal and laundry services—Con.				
8129	Other personal services—Con.				
81291	Pet care (except veterinary) services—Con.				
812910	Pet care (except veterinary) services				
	All establishments	33	400	2 813	12 059
	Establishments with 1 to 4 employees	20	X	X	X
	Establishments with 5 to 9 employees	8	X	X	X
	Establishments with 10 to 19 employees	1	X	X	X
	Establishments with 20 to 49 employees	3	X	X	X
	Establishments with 50 to 99 employees	—	X	X	X
	Establishments with 100 to 249 employees	1	X	X	X
	Establishments with 250 to 499 employees	—	X	X	X
	Establishments with 500 to 999 employees	—	X	X	X
	Establishments with 1,000 employees or more	—	X	X	X
813	Religious, grantmaking, civic, professional, and similar organizations				
	All establishments	413	4 861	36 547	131 746
	Establishments with 1 to 4 employees	201	X	X	X
	Establishments with 5 to 9 employees	96	X	X	X
	Establishments with 10 to 19 employees	54	X	X	X
	Establishments with 20 to 49 employees	47	X	X	X
	Establishments with 50 to 99 employees	11	X	X	X
	Establishments with 100 to 249 employees	2	X	X	X
	Establishments with 250 to 499 employees	2	X	X	X
	Establishments with 500 to 999 employees	—	X	X	X
	Establishments with 1,000 employees or more	—	X	X	X
8131	Religious organizations				
	All establishments	237	2 675	12 823	50 607
	Establishments with 1 to 4 employees	94	X	X	X
	Establishments with 5 to 9 employees	63	X	X	X
	Establishments with 10 to 19 employees	39	X	X	X
	Establishments with 20 to 49 employees	32	X	X	X
	Establishments with 50 to 99 employees	9	X	X	X
	Establishments with 100 to 249 employees	—	X	X	X
	Establishments with 250 to 499 employees	—	X	X	X
	Establishments with 500 to 999 employees	—	X	X	X
	Establishments with 1,000 employees or more	—	X	X	X
81311	Religious organizations				
	All establishments	237	2 675	12 823	50 607
	Establishments with 1 to 4 employees	94	X	X	X
	Establishments with 5 to 9 employees	63	X	X	X
	Establishments with 10 to 19 employees	39	X	X	X
	Establishments with 20 to 49 employees	32	X	X	X
	Establishments with 50 to 99 employees	9	X	X	X
	Establishments with 100 to 249 employees	—	X	X	X
	Establishments with 250 to 499 employees	—	X	X	X
	Establishments with 500 to 999 employees	—	X	X	X
	Establishments with 1,000 employees or more	—	X	X	X
813110	Religious organizations				
	All establishments	237	2 675	12 823	50 607
	Establishments with 1 to 4 employees	94	X	X	X
	Establishments with 5 to 9 employees	63	X	X	X
	Establishments with 10 to 19 employees	39	X	X	X
	Establishments with 20 to 49 employees	32	X	X	X
	Establishments with 50 to 99 employees	9	X	X	X
	Establishments with 100 to 249 employees	—	X	X	X
	Establishments with 250 to 499 employees	—	X	X	X
	Establishments with 500 to 999 employees	—	X	X	X
	Establishments with 1,000 employees or more	—	X	X	X
8132	Grantmaking and giving services				
	All establishments	17	230	2 738	10 904
	Establishments with 1 to 4 employees	8	X	X	X
	Establishments with 5 to 9 employees	4	X	X	X
	Establishments with 10 to 19 employees	2	X	X	X
	Establishments with 20 to 49 employees	2	X	X	X
	Establishments with 50 to 99 employees	—	X	X	X
	Establishments with 100 to 249 employees	1	X	X	X
	Establishments with 250 to 499 employees	—	X	X	X
	Establishments with 500 to 999 employees	—	X	X	X
	Establishments with 1,000 employees or more	—	X	X	X
81321	Grantmaking and giving services				
	All establishments	17	230	2 738	10 904
	Establishments with 1 to 4 employees	8	X	X	X
	Establishments with 5 to 9 employees	4	X	X	X
	Establishments with 10 to 19 employees	2	X	X	X
	Establishments with 20 to 49 employees	2	X	X	X
	Establishments with 50 to 99 employees	—	X	X	X
	Establishments with 100 to 249 employees	1	X	X	X
	Establishments with 250 to 499 employees	—	X	X	X
	Establishments with 500 to 999 employees	—	X	X	X
	Establishments with 1,000 employees or more	—	X	X	X

See footnotes at end of table.

Table 5. Establishments, Employees, and Payroll by Industry and Employment Size of Establishments by County: 2004—Con.

[Excludes most government employees, railroad employees, and self-employed persons. Size class 1 to 4 employees includes establishments having payroll, but no employees, during mid-March pay period. For meaning of abbreviations and symbols, see introductory text. For explanation of terms, see Appendix A. For statement on reliability, see the note at the end of the table and Appendix C]

NAICS code	Geography, kind of business, and employment size class	Establishments (number)	Paid employees for pay period including March 12 (number)	First-quarter payroll (\$1,000)	Annual payroll (\$1,000)
	MORRIS—Con.				
81	Other services (except public administration)—Con.				
813	Religious, grantmaking, civic, professional, and similar organizations—Con.				
8132	Grantmaking and giving services—Con.				
81321	Grantmaking and giving services—Con.				
813219	Other grantmaking and giving services				
	All establishments	2	c	D	D
	Establishments with 1 to 4 employees	—	X	X	X
	Establishments with 5 to 9 employees	—	X	X	X
	Establishments with 10 to 19 employees	—	X	X	X
	Establishments with 20 to 49 employees	1	X	X	X
	Establishments with 50 to 99 employees	—	X	X	X
	Establishments with 100 to 249 employees	1	X	X	X
	Establishments with 250 to 499 employees	—	X	X	X
	Establishments with 500 to 999 employees	—	X	X	X
	Establishments with 1,000 employees or more	—	X	X	X
8133	Social advocacy organizations				
	All establishments	16	125	879	3 699
	Establishments with 1 to 4 employees	7	X	X	X
	Establishments with 5 to 9 employees	5	X	X	X
	Establishments with 10 to 19 employees	2	X	X	X
	Establishments with 20 to 49 employees	2	X	X	X
	Establishments with 50 to 99 employees	—	X	X	X
	Establishments with 100 to 249 employees	—	X	X	X
	Establishments with 250 to 499 employees	—	X	X	X
	Establishments with 500 to 999 employees	—	X	X	X
	Establishments with 1,000 employees or more	—	X	X	X
81331	Social advocacy organizations				
	All establishments	16	125	879	3 699
	Establishments with 1 to 4 employees	7	X	X	X
	Establishments with 5 to 9 employees	5	X	X	X
	Establishments with 10 to 19 employees	2	X	X	X
	Establishments with 20 to 49 employees	2	X	X	X
	Establishments with 50 to 99 employees	—	X	X	X
	Establishments with 100 to 249 employees	—	X	X	X
	Establishments with 250 to 499 employees	—	X	X	X
	Establishments with 500 to 999 employees	—	X	X	X
	Establishments with 1,000 employees or more	—	X	X	X
8134	Civic and social organizations				
	All establishments	36	829	2 917	13 391
	Establishments with 1 to 4 employees	22	X	X	X
	Establishments with 5 to 9 employees	3	X	X	X
	Establishments with 10 to 19 employees	3	X	X	X
	Establishments with 20 to 49 employees	4	X	X	X
	Establishments with 50 to 99 employees	2	X	X	X
	Establishments with 100 to 249 employees	1	X	X	X
	Establishments with 250 to 499 employees	1	X	X	X
	Establishments with 500 to 999 employees	—	X	X	X
	Establishments with 1,000 employees or more	—	X	X	X
81341	Civic and social organizations				
	All establishments	36	829	2 917	13 391
	Establishments with 1 to 4 employees	22	X	X	X
	Establishments with 5 to 9 employees	3	X	X	X
	Establishments with 10 to 19 employees	3	X	X	X
	Establishments with 20 to 49 employees	4	X	X	X
	Establishments with 50 to 99 employees	2	X	X	X
	Establishments with 100 to 249 employees	1	X	X	X
	Establishments with 250 to 499 employees	1	X	X	X
	Establishments with 500 to 999 employees	—	X	X	X
	Establishments with 1,000 employees or more	—	X	X	X
813410	Civic and social organizations				
	All establishments	36	829	2 917	13 391
	Establishments with 1 to 4 employees	22	X	X	X
	Establishments with 5 to 9 employees	3	X	X	X
	Establishments with 10 to 19 employees	3	X	X	X
	Establishments with 20 to 49 employees	4	X	X	X
	Establishments with 50 to 99 employees	2	X	X	X
	Establishments with 100 to 249 employees	1	X	X	X
	Establishments with 250 to 499 employees	1	X	X	X
	Establishments with 500 to 999 employees	—	X	X	X
	Establishments with 1,000 employees or more	—	X	X	X
8139	Business, professional, labor, political, and similar organizations				
	All establishments	107	1 002	17 190	53 145
	Establishments with 1 to 4 employees	70	X	X	X
	Establishments with 5 to 9 employees	21	X	X	X
	Establishments with 10 to 19 employees	8	X	X	X
	Establishments with 20 to 49 employees	7	X	X	X
	Establishments with 50 to 99 employees	—	X	X	X
	Establishments with 100 to 249 employees	—	X	X	X
	Establishments with 250 to 499 employees	1	X	X	X
	Establishments with 500 to 999 employees	—	X	X	X

See footnotes at end of table.

Table 5. Establishments, Employees, and Payroll by Industry and Employment Size of Establishments by County: 2004—Con.

[Excludes most government employees, railroad employees, and self-employed persons. Size class 1 to 4 employees includes establishments having payroll, but no employees, during mid-March pay period. For meaning of abbreviations and symbols, see introductory text. For explanation of terms, see Appendix A. For statement on reliability, see the note at the end of the table and Appendix C]

NAICS code	Geography, kind of business, and employment size class	Establishments (number)	Paid employees for pay period including March 12 (number)	First-quarter payroll (\$1,000)	Annual payroll (\$1,000)
	MORRIS—Con.				
81	Other services (except public administration)—Con.				
813	Religious, grantmaking, civic, professional, and similar organizations—Con.				
8139	Business, professional, labor, political, and similar organizations—Con.				
	All establishments—Con.				
	Establishments with 1,000 employees or more.....	—	X	X	X
81391	Business associations				
	All establishments.....	18	495	12 438	32 443
	Establishments with 1 to 4 employees.....	10	X	X	X
	Establishments with 5 to 9 employees.....	6	X	X	X
	Establishments with 10 to 19 employees.....	1	X	X	X
	Establishments with 20 to 49 employees.....	—	X	X	X
	Establishments with 50 to 99 employees.....	—	X	X	X
	Establishments with 100 to 249 employees.....	—	X	X	X
	Establishments with 250 to 499 employees.....	1	X	X	X
	Establishments with 500 to 999 employees.....	—	X	X	X
	Establishments with 1,000 employees or more.....	—	X	X	X
813910	Business associations				
	All establishments.....	18	495	12 438	32 443
	Establishments with 1 to 4 employees.....	10	X	X	X
	Establishments with 5 to 9 employees.....	6	X	X	X
	Establishments with 10 to 19 employees.....	1	X	X	X
	Establishments with 20 to 49 employees.....	—	X	X	X
	Establishments with 50 to 99 employees.....	—	X	X	X
	Establishments with 100 to 249 employees.....	—	X	X	X
	Establishments with 250 to 499 employees.....	1	X	X	X
	Establishments with 500 to 999 employees.....	—	X	X	X
	Establishments with 1,000 employees or more.....	—	X	X	X
81393	Labor Unions and Similar Labor Organizations				
	All establishments.....	29	211	1 747	7 227
	Establishments with 1 to 4 employees.....	15	X	X	X
	Establishments with 5 to 9 employees.....	5	X	X	X
	Establishments with 10 to 19 employees.....	6	X	X	X
	Establishments with 20 to 49 employees.....	3	X	X	X
	Establishments with 50 to 99 employees.....	—	X	X	X
	Establishments with 100 to 249 employees.....	—	X	X	X
	Establishments with 250 to 499 employees.....	—	X	X	X
	Establishments with 500 to 999 employees.....	—	X	X	X
	Establishments with 1,000 employees or more.....	—	X	X	X
813930	Labor Unions and Similar Labor Organizations				
	All establishments.....	29	211	1 747	7 227
	Establishments with 1 to 4 employees.....	15	X	X	X
	Establishments with 5 to 9 employees.....	5	X	X	X
	Establishments with 10 to 19 employees.....	6	X	X	X
	Establishments with 20 to 49 employees.....	3	X	X	X
	Establishments with 50 to 99 employees.....	—	X	X	X
	Establishments with 100 to 249 employees.....	—	X	X	X
	Establishments with 250 to 499 employees.....	—	X	X	X
	Establishments with 500 to 999 employees.....	—	X	X	X
	Establishments with 1,000 employees or more.....	—	X	X	X
81399	Other similar organizations (except business, professional, labor, and political organizations)				
	All establishments.....	36	204	1 446	6 506
	Establishments with 1 to 4 employees.....	27	X	X	X
	Establishments with 5 to 9 employees.....	6	X	X	X
	Establishments with 10 to 19 employees.....	—	X	X	X
	Establishments with 20 to 49 employees.....	3	X	X	X
	Establishments with 50 to 99 employees.....	—	X	X	X
	Establishments with 100 to 249 employees.....	—	X	X	X
	Establishments with 250 to 499 employees.....	—	X	X	X
	Establishments with 500 to 999 employees.....	—	X	X	X
	Establishments with 1,000 employees or more.....	—	X	X	X
813990	Other similar organizations (except business, professional, labor, and political organizations)				
	All establishments.....	36	204	1 446	6 506
	Establishments with 1 to 4 employees.....	27	X	X	X
	Establishments with 5 to 9 employees.....	6	X	X	X
	Establishments with 10 to 19 employees.....	—	X	X	X
	Establishments with 20 to 49 employees.....	3	X	X	X
	Establishments with 50 to 99 employees.....	—	X	X	X
	Establishments with 100 to 249 employees.....	—	X	X	X
	Establishments with 250 to 499 employees.....	—	X	X	X
	Establishments with 500 to 999 employees.....	—	X	X	X
	Establishments with 1,000 employees or more.....	—	X	X	X

See footnotes at end of table.

Table 5. Establishments, Employees, and Payroll by Industry and Employment Size of Establishments by County: 2004—Con.

[Excludes most government employees, railroad employees, and self-employed persons. Size class 1 to 4 employees includes establishments having payroll, but no employees, during mid-March pay period. For meaning of abbreviations and symbols, see introductory text. For explanation of terms, see Appendix A. For statement on reliability, see the note at the end of the table and Appendix C]

NAICS code	Geography, kind of business, and employment size class	Establishments (number)	Paid employees for pay period including March 12 (number)	First-quarter payroll (\$1,000)	Annual payroll (\$1,000)
99	MORRIS—Con.				
	Industries not classified				
	All establishments	110	108	442	3 209
	Establishments with 1 to 4 employees	105	X	X	X
	Establishments with 5 to 9 employees	3	X	X	X
	Establishments with 10 to 19 employees	2	X	X	X
	Establishments with 20 to 49 employees	—	X	X	X
	Establishments with 50 to 99 employees	—	X	X	X
	Establishments with 100 to 249 employees	—	X	X	X
	Establishments with 250 to 499 employees	—	X	X	X
	Establishments with 500 to 999 employees	—	X	X	X
	Establishments with 1,000 employees or more	—	X	X	X
	OCEAN				
	Total for all sectors				
	All establishments	12 164	123 524	842 345	3 826 794
	Establishments with 1 to 4 employees	7 253	X	X	X
	Establishments with 5 to 9 employees	2 293	X	X	X
	Establishments with 10 to 19 employees	1 384	X	X	X
	Establishments with 20 to 49 employees	825	X	X	X
	Establishments with 50 to 99 employees	230	X	X	X
	Establishments with 100 to 249 employees	142	X	X	X
	Establishments with 250 to 499 employees	32	X	X	X
	Establishments with 500 to 999 employees	2	X	X	X
	Establishments with 1,000 employees or more	3	X	X	X
11	Forestry, fishing & hunting, and agricultural support services (NAICS 113-115)				
	All establishments	27	77	342	1 578
	Establishments with 1 to 4 employees	23	X	X	X
	Establishments with 5 to 9 employees	2	X	X	X
	Establishments with 10 to 19 employees	1	X	X	X
	Establishments with 20 to 49 employees	1	X	X	X
	Establishments with 50 to 99 employees	—	X	X	X
	Establishments with 100 to 249 employees	—	X	X	X
	Establishments with 250 to 499 employees	—	X	X	X
	Establishments with 500 to 999 employees	—	X	X	X
	Establishments with 1,000 employees or more	—	X	X	X
21	Mining				
	All establishments	10	114	1 162	5 949
	Establishments with 1 to 4 employees	4	X	X	X
	Establishments with 5 to 9 employees	2	X	X	X
	Establishments with 10 to 19 employees	3	X	X	X
	Establishments with 20 to 49 employees	—	X	X	X
	Establishments with 50 to 99 employees	1	X	X	X
	Establishments with 100 to 249 employees	—	X	X	X
	Establishments with 250 to 499 employees	—	X	X	X
	Establishments with 500 to 999 employees	—	X	X	X
	Establishments with 1,000 employees or more	—	X	X	X
212	Mining (except oil and gas)				
	All establishments	7	106	1 059	5 394
	Establishments with 1 to 4 employees	2	X	X	X
	Establishments with 5 to 9 employees	1	X	X	X
	Establishments with 10 to 19 employees	3	X	X	X
	Establishments with 20 to 49 employees	—	X	X	X
	Establishments with 50 to 99 employees	1	X	X	X
	Establishments with 100 to 249 employees	—	X	X	X
	Establishments with 250 to 499 employees	—	X	X	X
	Establishments with 500 to 999 employees	—	X	X	X
	Establishments with 1,000 employees or more	—	X	X	X
2123	Nonmetallic mineral mining and quarrying				
	All establishments	7	106	1 059	5 394
	Establishments with 1 to 4 employees	2	X	X	X
	Establishments with 5 to 9 employees	1	X	X	X
	Establishments with 10 to 19 employees	3	X	X	X
	Establishments with 20 to 49 employees	—	X	X	X
	Establishments with 50 to 99 employees	1	X	X	X
	Establishments with 100 to 249 employees	—	X	X	X
	Establishments with 250 to 499 employees	—	X	X	X
	Establishments with 500 to 999 employees	—	X	X	X
	Establishments with 1,000 employees or more	—	X	X	X
21232	Sand, gravel, clay, and ceramic, and refractory minerals mining and quarrying				
	All establishments	6	c	D	D
	Establishments with 1 to 4 employees	1	X	X	X
	Establishments with 5 to 9 employees	1	X	X	X
	Establishments with 10 to 19 employees	3	X	X	X
	Establishments with 20 to 49 employees	—	X	X	X
	Establishments with 50 to 99 employees	1	X	X	X
	Establishments with 100 to 249 employees	—	X	X	X
	Establishments with 250 to 499 employees	—	X	X	X
	Establishments with 500 to 999 employees	—	X	X	X
	Establishments with 1,000 employees or more	—	X	X	X

See footnotes at end of table.

Table 5. Establishments, Employees, and Payroll by Industry and Employment Size of Establishments by County: 2004—Con.

[Excludes most government employees, railroad employees, and self-employed persons. Size class 1 to 4 employees includes establishments having payroll, but no employees, during mid-March pay period. For meaning of abbreviations and symbols, see introductory text. For explanation of terms, see Appendix A. For statement on reliability, see the note at the end of the table and Appendix C]

NAICS code	Geography, kind of business, and employment size class	Establishments (number)	Paid employees for pay period including March 12 (number)	First-quarter payroll (\$1,000)	Annual payroll (\$1,000)
21	OCEAN—Con.				
	Mining—Con.				
212	Mining (except oil and gas)—Con.				
2123	Nonmetallic mineral mining and quarrying—Con.				
21232	Sand, gravel, clay, and ceramic, and refractory minerals mining and quarrying—Con.				
212321	Construction sand and gravel mining				
	All establishments	6	c	D	D
	Establishments with 1 to 4 employees	1	X	X	X
	Establishments with 5 to 9 employees	1	X	X	X
	Establishments with 10 to 19 employees	3	X	X	X
	Establishments with 20 to 49 employees	—	X	X	X
	Establishments with 50 to 99 employees	1	X	X	X
	Establishments with 100 to 249 employees	—	X	X	X
	Establishments with 250 to 499 employees	—	X	X	X
	Establishments with 500 to 999 employees	—	X	X	X
	Establishments with 1,000 employees or more	—	X	X	X
22	Utilities				
	All establishments	21	1 046	22 774	83 835
	Establishments with 1 to 4 employees	6	X	X	X
	Establishments with 5 to 9 employees	1	X	X	X
	Establishments with 10 to 19 employees	2	X	X	X
	Establishments with 20 to 49 employees	6	X	X	X
	Establishments with 50 to 99 employees	4	X	X	X
	Establishments with 100 to 249 employees	1	X	X	X
	Establishments with 250 to 499 employees	1	X	X	X
	Establishments with 500 to 999 employees	—	X	X	X
	Establishments with 1,000 employees or more	—	X	X	X
221	Utilities				
	All establishments	21	1 046	22 774	83 835
	Establishments with 1 to 4 employees	6	X	X	X
	Establishments with 5 to 9 employees	1	X	X	X
	Establishments with 10 to 19 employees	2	X	X	X
	Establishments with 20 to 49 employees	6	X	X	X
	Establishments with 50 to 99 employees	4	X	X	X
	Establishments with 100 to 249 employees	1	X	X	X
	Establishments with 250 to 499 employees	1	X	X	X
	Establishments with 500 to 999 employees	—	X	X	X
	Establishments with 1,000 employees or more	—	X	X	X
2211	Electric power generation, transmission, and distribution				
	All establishments	12	800	18 870	67 693
	Establishments with 1 to 4 employees	2	X	X	X
	Establishments with 5 to 9 employees	1	X	X	X
	Establishments with 10 to 19 employees	1	X	X	X
	Establishments with 20 to 49 employees	3	X	X	X
	Establishments with 50 to 99 employees	4	X	X	X
	Establishments with 100 to 249 employees	—	X	X	X
	Establishments with 250 to 499 employees	1	X	X	X
	Establishments with 500 to 999 employees	—	X	X	X
	Establishments with 1,000 employees or more	—	X	X	X
22111	Electric power generation				
	All establishments	3	e	D	D
	Establishments with 1 to 4 employees	1	X	X	X
	Establishments with 5 to 9 employees	—	X	X	X
	Establishments with 10 to 19 employees	1	X	X	X
	Establishments with 20 to 49 employees	—	X	X	X
	Establishments with 50 to 99 employees	—	X	X	X
	Establishments with 100 to 249 employees	—	X	X	X
	Establishments with 250 to 499 employees	1	X	X	X
	Establishments with 500 to 999 employees	—	X	X	X
	Establishments with 1,000 employees or more	—	X	X	X
221113	Nuclear electric power generation				
	All establishments	2	e	D	D
	Establishments with 1 to 4 employees	—	X	X	X
	Establishments with 5 to 9 employees	—	X	X	X
	Establishments with 10 to 19 employees	1	X	X	X
	Establishments with 20 to 49 employees	—	X	X	X
	Establishments with 50 to 99 employees	—	X	X	X
	Establishments with 100 to 249 employees	—	X	X	X
	Establishments with 250 to 499 employees	1	X	X	X
	Establishments with 500 to 999 employees	—	X	X	X
	Establishments with 1,000 employees or more	—	X	X	X
22112	Electric power transmission, control, and distribution				
	All establishments	9	e	D	D
	Establishments with 1 to 4 employees	1	X	X	X
	Establishments with 5 to 9 employees	1	X	X	X
	Establishments with 10 to 19 employees	—	X	X	X
	Establishments with 20 to 49 employees	3	X	X	X
	Establishments with 50 to 99 employees	4	X	X	X
	Establishments with 100 to 249 employees	—	X	X	X
	Establishments with 250 to 499 employees	—	X	X	X
	Establishments with 500 to 999 employees	—	X	X	X

See footnotes at end of table.

Table 5. Establishments, Employees, and Payroll by Industry and Employment Size of Establishments by County: 2004—Con.

[Excludes most government employees, railroad employees, and self-employed persons. Size class 1 to 4 employees includes establishments having payroll, but no employees, during mid-March pay period. For meaning of abbreviations and symbols, see introductory text. For explanation of terms, see Appendix A. For statement on reliability, see the note at the end of the table and Appendix C]

NAICS code	Geography, kind of business, and employment size class	Establishments (number)	Paid employees for pay period including March 12 (number)	First-quarter payroll (\$1,000)	Annual payroll (\$1,000)
	OCEAN—Con.				
22	Utilities—Con.				
221	Utilities—Con.				
2211	Electric power generation, transmission, and distribution—Con.				
22112	Electric power transmission, control, and distribution—Con.				
	All establishments—Con.				
	Establishments with 1,000 employees or more	—	X	X	X
221122	Electric power distribution				
	All establishments	9	e	D	D
	Establishments with 1 to 4 employees	1	X	X	X
	Establishments with 5 to 9 employees	1	X	X	X
	Establishments with 10 to 19 employees	—	X	X	X
	Establishments with 20 to 49 employees	3	X	X	X
	Establishments with 50 to 99 employees	4	X	X	X
	Establishments with 100 to 249 employees	—	X	X	X
	Establishments with 250 to 499 employees	—	X	X	X
	Establishments with 500 to 999 employees	—	X	X	X
	Establishments with 1,000 employees or more	—	X	X	X
2212	Natural gas distribution				
	All establishments	2	c	D	D
	Establishments with 1 to 4 employees	—	X	X	X
	Establishments with 5 to 9 employees	—	X	X	X
	Establishments with 10 to 19 employees	—	X	X	X
	Establishments with 20 to 49 employees	1	X	X	X
	Establishments with 50 to 99 employees	—	X	X	X
	Establishments with 100 to 249 employees	1	X	X	X
	Establishments with 250 to 499 employees	—	X	X	X
	Establishments with 500 to 999 employees	—	X	X	X
	Establishments with 1,000 employees or more	—	X	X	X
22121	Natural gas distribution				
	All establishments	2	c	D	D
	Establishments with 1 to 4 employees	—	X	X	X
	Establishments with 5 to 9 employees	—	X	X	X
	Establishments with 10 to 19 employees	—	X	X	X
	Establishments with 20 to 49 employees	1	X	X	X
	Establishments with 50 to 99 employees	—	X	X	X
	Establishments with 100 to 249 employees	1	X	X	X
	Establishments with 250 to 499 employees	—	X	X	X
	Establishments with 500 to 999 employees	—	X	X	X
	Establishments with 1,000 employees or more	—	X	X	X
221210	Natural gas distribution				
	All establishments	2	c	D	D
	Establishments with 1 to 4 employees	—	X	X	X
	Establishments with 5 to 9 employees	—	X	X	X
	Establishments with 10 to 19 employees	—	X	X	X
	Establishments with 20 to 49 employees	1	X	X	X
	Establishments with 50 to 99 employees	—	X	X	X
	Establishments with 100 to 249 employees	1	X	X	X
	Establishments with 250 to 499 employees	—	X	X	X
	Establishments with 500 to 999 employees	—	X	X	X
	Establishments with 1,000 employees or more	—	X	X	X
23	Construction				
	All establishments	1 899	9 766	79 210	385 584
	Establishments with 1 to 4 employees	1 360	X	X	X
	Establishments with 5 to 9 employees	298	X	X	X
	Establishments with 10 to 19 employees	155	X	X	X
	Establishments with 20 to 49 employees	63	X	X	X
	Establishments with 50 to 99 employees	17	X	X	X
	Establishments with 100 to 249 employees	6	X	X	X
	Establishments with 250 to 499 employees	—	X	X	X
	Establishments with 500 to 999 employees	—	X	X	X
	Establishments with 1,000 employees or more	—	X	X	X
236	Construction of buildings				
	All establishments	541	2 485	19 601	98 642
	Establishments with 1 to 4 employees	400	X	X	X
	Establishments with 5 to 9 employees	84	X	X	X
	Establishments with 10 to 19 employees	38	X	X	X
	Establishments with 20 to 49 employees	12	X	X	X
	Establishments with 50 to 99 employees	6	X	X	X
	Establishments with 100 to 249 employees	1	X	X	X
	Establishments with 250 to 499 employees	—	X	X	X
	Establishments with 500 to 999 employees	—	X	X	X
	Establishments with 1,000 employees or more	—	X	X	X
2361	Residential building construction				

See footnotes at end of table.

Table 5. Establishments, Employees, and Payroll by Industry and Employment Size of Establishments by County: 2004—Con.

[Excludes most government employees, railroad employees, and self-employed persons. Size class 1 to 4 employees includes establishments having payroll, but no employees, during mid-March pay period. For meaning of abbreviations and symbols, see introductory text. For explanation of terms, see Appendix A. For statement on reliability, see the note at the end of the table and Appendix C]

NAICS code	Geography, kind of business, and employment size class	Establishments (number)	Paid employees for pay period including March 12 (number)	First-quarter payroll (\$1,000)	Annual payroll (\$1,000)
23	OCEAN—Con.				
	Construction—Con.				
236	Construction of buildings—Con.				
2361	Residential building construction—Con.				
	All establishments	470	1 715	13 474	67 983
	Establishments with 1 to 4 employees	365	X	X	X
	Establishments with 5 to 9 employees	70	X	X	X
	Establishments with 10 to 19 employees	26	X	X	X
	Establishments with 20 to 49 employees	6	X	X	X
	Establishments with 50 to 99 employees	2	X	X	X
	Establishments with 100 to 249 employees	1	X	X	X
	Establishments with 250 to 499 employees	—	X	X	X
	Establishments with 500 to 999 employees	—	X	X	X
	Establishments with 1,000 employees or more	—	X	X	X
23611	Residential building construction				
	All establishments	470	1 715	13 474	67 983
	Establishments with 1 to 4 employees	365	X	X	X
	Establishments with 5 to 9 employees	70	X	X	X
	Establishments with 10 to 19 employees	26	X	X	X
	Establishments with 20 to 49 employees	6	X	X	X
	Establishments with 50 to 99 employees	2	X	X	X
	Establishments with 100 to 249 employees	1	X	X	X
	Establishments with 250 to 499 employees	—	X	X	X
	Establishments with 500 to 999 employees	—	X	X	X
	Establishments with 1,000 employees or more	—	X	X	X
236115	New single-family housing construction (except operative builders)				
	All establishments	294	1 025	7 850	39 537
	Establishments with 1 to 4 employees	228	X	X	X
	Establishments with 5 to 9 employees	46	X	X	X
	Establishments with 10 to 19 employees	17	X	X	X
	Establishments with 20 to 49 employees	2	X	X	X
	Establishments with 50 to 99 employees	—	X	X	X
	Establishments with 100 to 249 employees	1	X	X	X
	Establishments with 250 to 499 employees	—	X	X	X
	Establishments with 500 to 999 employees	—	X	X	X
	Establishments with 1,000 employees or more	—	X	X	X
236117	New housing operative builders				
	All establishments	30	274	2 678	14 199
	Establishments with 1 to 4 employees	17	X	X	X
	Establishments with 5 to 9 employees	4	X	X	X
	Establishments with 10 to 19 employees	4	X	X	X
	Establishments with 20 to 49 employees	4	X	X	X
	Establishments with 50 to 99 employees	1	X	X	X
	Establishments with 100 to 249 employees	—	X	X	X
	Establishments with 250 to 499 employees	—	X	X	X
	Establishments with 500 to 999 employees	—	X	X	X
	Establishments with 1,000 employees or more	—	X	X	X
236118	Residential remodelers				
	All establishments	140	391	2 724	13 180
	Establishments with 1 to 4 employees	117	X	X	X
	Establishments with 5 to 9 employees	17	X	X	X
	Establishments with 10 to 19 employees	5	X	X	X
	Establishments with 20 to 49 employees	—	X	X	X
	Establishments with 50 to 99 employees	1	X	X	X
	Establishments with 100 to 249 employees	—	X	X	X
	Establishments with 250 to 499 employees	—	X	X	X
	Establishments with 500 to 999 employees	—	X	X	X
	Establishments with 1,000 employees or more	—	X	X	X
2362	Nonresidential building construction				
	All establishments	71	770	6 127	30 659
	Establishments with 1 to 4 employees	35	X	X	X
	Establishments with 5 to 9 employees	14	X	X	X
	Establishments with 10 to 19 employees	12	X	X	X
	Establishments with 20 to 49 employees	6	X	X	X
	Establishments with 50 to 99 employees	4	X	X	X
	Establishments with 100 to 249 employees	—	X	X	X
	Establishments with 250 to 499 employees	—	X	X	X
	Establishments with 500 to 999 employees	—	X	X	X
	Establishments with 1,000 employees or more	—	X	X	X
23622	Commercial and institutional building construction				
	All establishments	70	f	D	D
	Establishments with 1 to 4 employees	34	X	X	X
	Establishments with 5 to 9 employees	14	X	X	X
	Establishments with 10 to 19 employees	12	X	X	X
	Establishments with 20 to 49 employees	6	X	X	X
	Establishments with 50 to 99 employees	4	X	X	X
	Establishments with 100 to 249 employees	—	X	X	X
	Establishments with 250 to 499 employees	—	X	X	X
	Establishments with 500 to 999 employees	—	X	X	X
	Establishments with 1,000 employees or more	—	X	X	X

See footnotes at end of table.

Table 5. Establishments, Employees, and Payroll by Industry and Employment Size of Establishments by County: 2004—Con.

[Excludes most government employees, railroad employees, and self-employed persons. Size class 1 to 4 employees includes establishments having payroll, but no employees, during mid-March pay period. For meaning of abbreviations and symbols, see introductory text. For explanation of terms, see Appendix A. For statement on reliability, see the note at the end of the table and Appendix C]

NAICS code	Geography, kind of business, and employment size class	Establishments (number)	Paid employees for pay period including March 12 (number)	First-quarter payroll (\$1,000)	Annual payroll (\$1,000)
23	OCEAN—Con.				
	Construction—Con.				
236	Construction of buildings—Con.				
2362	Nonresidential building construction—Con.				
23622	Commercial and institutional building construction—Con.				
236220	Commercial and institutional building construction				
	All establishments	70	f	D	D
	Establishments with 1 to 4 employees	34	X	X	X
	Establishments with 5 to 9 employees	14	X	X	X
	Establishments with 10 to 19 employees	12	X	X	X
	Establishments with 20 to 49 employees	6	X	X	X
	Establishments with 50 to 99 employees	4	X	X	X
	Establishments with 100 to 249 employees	—	X	X	X
	Establishments with 250 to 499 employees	—	X	X	X
	Establishments with 500 to 999 employees	—	X	X	X
	Establishments with 1,000 employees or more	—	X	X	X
237	Heavy and civil engineering construction				
	All establishments	104	1 037	9 940	51 911
	Establishments with 1 to 4 employees	58	X	X	X
	Establishments with 5 to 9 employees	18	X	X	X
	Establishments with 10 to 19 employees	17	X	X	X
	Establishments with 20 to 49 employees	8	X	X	X
	Establishments with 50 to 99 employees	1	X	X	X
	Establishments with 100 to 249 employees	2	X	X	X
	Establishments with 250 to 499 employees	—	X	X	X
	Establishments with 500 to 999 employees	—	X	X	X
	Establishments with 1,000 employees or more	—	X	X	X
2371	Utility system construction				
	All establishments	31	e	D	D
	Establishments with 1 to 4 employees	20	X	X	X
	Establishments with 5 to 9 employees	3	X	X	X
	Establishments with 10 to 19 employees	2	X	X	X
	Establishments with 20 to 49 employees	4	X	X	X
	Establishments with 50 to 99 employees	—	X	X	X
	Establishments with 100 to 249 employees	2	X	X	X
	Establishments with 250 to 499 employees	—	X	X	X
	Establishments with 500 to 999 employees	—	X	X	X
	Establishments with 1,000 employees or more	—	X	X	X
23711	Water and sewer line and related structures construction				
	All establishments	28	335	4 092	22 601
	Establishments with 1 to 4 employees	19	X	X	X
	Establishments with 5 to 9 employees	3	X	X	X
	Establishments with 10 to 19 employees	2	X	X	X
	Establishments with 20 to 49 employees	3	X	X	X
	Establishments with 50 to 99 employees	—	X	X	X
	Establishments with 100 to 249 employees	1	X	X	X
	Establishments with 250 to 499 employees	—	X	X	X
	Establishments with 500 to 999 employees	—	X	X	X
	Establishments with 1,000 employees or more	—	X	X	X
237110	Water and sewer line and related structures construction				
	All establishments	28	335	4 092	22 601
	Establishments with 1 to 4 employees	19	X	X	X
	Establishments with 5 to 9 employees	3	X	X	X
	Establishments with 10 to 19 employees	2	X	X	X
	Establishments with 20 to 49 employees	3	X	X	X
	Establishments with 50 to 99 employees	—	X	X	X
	Establishments with 100 to 249 employees	1	X	X	X
	Establishments with 250 to 499 employees	—	X	X	X
	Establishments with 500 to 999 employees	—	X	X	X
	Establishments with 1,000 employees or more	—	X	X	X
23713	Power and communication line and related structures construction				
	All establishments	3	c	D	D
	Establishments with 1 to 4 employees	1	X	X	X
	Establishments with 5 to 9 employees	—	X	X	X
	Establishments with 10 to 19 employees	—	X	X	X
	Establishments with 20 to 49 employees	1	X	X	X
	Establishments with 50 to 99 employees	—	X	X	X
	Establishments with 100 to 249 employees	1	X	X	X
	Establishments with 250 to 499 employees	—	X	X	X
	Establishments with 500 to 999 employees	—	X	X	X
	Establishments with 1,000 employees or more	—	X	X	X
237130	Power and communication line and related structures construction				
	All establishments	3	c	D	D
	Establishments with 1 to 4 employees	1	X	X	X
	Establishments with 5 to 9 employees	—	X	X	X
	Establishments with 10 to 19 employees	—	X	X	X
	Establishments with 20 to 49 employees	1	X	X	X
	Establishments with 50 to 99 employees	—	X	X	X
	Establishments with 100 to 249 employees	1	X	X	X
	Establishments with 250 to 499 employees	—	X	X	X
	Establishments with 500 to 999 employees	—	X	X	X
	Establishments with 1,000 employees or more	—	X	X	X

See footnotes at end of table.

Table 5. Establishments, Employees, and Payroll by Industry and Employment Size of Establishments by County: 2004—Con.

[Excludes most government employees, railroad employees, and self-employed persons. Size class 1 to 4 employees includes establishments having payroll, but no employees, during mid-March pay period. For meaning of abbreviations and symbols, see introductory text. For explanation of terms, see Appendix A. For statement on reliability, see the note at the end of the table and Appendix C]

NAICS code	Geography, kind of business, and employment size class	Establishments (number)	Paid employees for pay period including March 12 (number)	First-quarter payroll (\$1,000)	Annual payroll (\$1,000)
23	OCEAN—Con.				
	Construction—Con.				
237	Heavy and civil engineering construction—Con.				
2372	Land subdivision				
	All establishments	21	c	D	D
	Establishments with 1 to 4 employees	12	X	X	X
	Establishments with 5 to 9 employees	6	X	X	X
	Establishments with 10 to 19 employees	3	X	X	X
	Establishments with 20 to 49 employees	—	X	X	X
	Establishments with 50 to 99 employees	—	X	X	X
	Establishments with 100 to 249 employees	—	X	X	X
	Establishments with 250 to 499 employees	—	X	X	X
	Establishments with 500 to 999 employees	—	X	X	X
	Establishments with 1,000 employees or more	—	X	X	X
23721	Land subdivision				
	All establishments	21	c	D	D
	Establishments with 1 to 4 employees	12	X	X	X
	Establishments with 5 to 9 employees	6	X	X	X
	Establishments with 10 to 19 employees	3	X	X	X
	Establishments with 20 to 49 employees	—	X	X	X
	Establishments with 50 to 99 employees	—	X	X	X
	Establishments with 100 to 249 employees	—	X	X	X
	Establishments with 250 to 499 employees	—	X	X	X
	Establishments with 500 to 999 employees	—	X	X	X
	Establishments with 1,000 employees or more	—	X	X	X
237210	Land subdivision				
	All establishments	21	c	D	D
	Establishments with 1 to 4 employees	12	X	X	X
	Establishments with 5 to 9 employees	6	X	X	X
	Establishments with 10 to 19 employees	3	X	X	X
	Establishments with 20 to 49 employees	—	X	X	X
	Establishments with 50 to 99 employees	—	X	X	X
	Establishments with 100 to 249 employees	—	X	X	X
	Establishments with 250 to 499 employees	—	X	X	X
	Establishments with 500 to 999 employees	—	X	X	X
	Establishments with 1,000 employees or more	—	X	X	X
2373	Highway, street, and bridge construction				
	All establishments	24	224	2 131	14 549
	Establishments with 1 to 4 employees	14	X	X	X
	Establishments with 5 to 9 employees	4	X	X	X
	Establishments with 10 to 19 employees	2	X	X	X
	Establishments with 20 to 49 employees	3	X	X	X
	Establishments with 50 to 99 employees	1	X	X	X
	Establishments with 100 to 249 employees	—	X	X	X
	Establishments with 250 to 499 employees	—	X	X	X
	Establishments with 500 to 999 employees	—	X	X	X
	Establishments with 1,000 employees or more	—	X	X	X
23731	Highway, street, and bridge construction				
	All establishments	24	224	2 131	14 549
	Establishments with 1 to 4 employees	14	X	X	X
	Establishments with 5 to 9 employees	4	X	X	X
	Establishments with 10 to 19 employees	2	X	X	X
	Establishments with 20 to 49 employees	3	X	X	X
	Establishments with 50 to 99 employees	1	X	X	X
	Establishments with 100 to 249 employees	—	X	X	X
	Establishments with 250 to 499 employees	—	X	X	X
	Establishments with 500 to 999 employees	—	X	X	X
	Establishments with 1,000 employees or more	—	X	X	X
237310	Highway, street, and bridge construction				
	All establishments	24	224	2 131	14 549
	Establishments with 1 to 4 employees	14	X	X	X
	Establishments with 5 to 9 employees	4	X	X	X
	Establishments with 10 to 19 employees	2	X	X	X
	Establishments with 20 to 49 employees	3	X	X	X
	Establishments with 50 to 99 employees	1	X	X	X
	Establishments with 100 to 249 employees	—	X	X	X
	Establishments with 250 to 499 employees	—	X	X	X
	Establishments with 500 to 999 employees	—	X	X	X
	Establishments with 1,000 employees or more	—	X	X	X
2379	Other heavy and civil engineering construction				
	All establishments	28	216	1 423	7 610
	Establishments with 1 to 4 employees	12	X	X	X
	Establishments with 5 to 9 employees	5	X	X	X
	Establishments with 10 to 19 employees	10	X	X	X
	Establishments with 20 to 49 employees	1	X	X	X
	Establishments with 50 to 99 employees	—	X	X	X
	Establishments with 100 to 249 employees	—	X	X	X
	Establishments with 250 to 499 employees	—	X	X	X
	Establishments with 500 to 999 employees	—	X	X	X
	Establishments with 1,000 employees or more	—	X	X	X

See footnotes at end of table.

Table 5. Establishments, Employees, and Payroll by Industry and Employment Size of Establishments by County: 2004—Con.

[Excludes most government employees, railroad employees, and self-employed persons. Size class 1 to 4 employees includes establishments having payroll, but no employees, during mid-March pay period. For meaning of abbreviations and symbols, see introductory text. For explanation of terms, see Appendix A. For statement on reliability, see the note at the end of the table and Appendix C]

NAICS code	Geography, kind of business, and employment size class	Establishments (number)	Paid employees for pay period including March 12 (number)	First-quarter payroll (\$1,000)	Annual payroll (\$1,000)
23	OCEAN—Con.				
	Construction—Con.				
237	Heavy and civil engineering construction—Con.				
2379	Other heavy and civil engineering construction—Con.				
23799	Other heavy and civil engineering construction				
	All establishments	28	216	1 423	7 610
	Establishments with 1 to 4 employees	12	X	X	X
	Establishments with 5 to 9 employees	5	X	X	X
	Establishments with 10 to 19 employees	10	X	X	X
	Establishments with 20 to 49 employees	1	X	X	X
	Establishments with 50 to 99 employees	—	X	X	X
	Establishments with 100 to 249 employees	—	X	X	X
	Establishments with 250 to 499 employees	—	X	X	X
	Establishments with 500 to 999 employees	—	X	X	X
	Establishments with 1,000 employees or more	—	X	X	X
237990	Other heavy and civil engineering construction				
	All establishments	28	216	1 423	7 610
	Establishments with 1 to 4 employees	12	X	X	X
	Establishments with 5 to 9 employees	5	X	X	X
	Establishments with 10 to 19 employees	10	X	X	X
	Establishments with 20 to 49 employees	1	X	X	X
	Establishments with 50 to 99 employees	—	X	X	X
	Establishments with 100 to 249 employees	—	X	X	X
	Establishments with 250 to 499 employees	—	X	X	X
	Establishments with 500 to 999 employees	—	X	X	X
	Establishments with 1,000 employees or more	—	X	X	X
238	Specialty trade contractors				
	All establishments	1 254	6 244	49 669	235 031
	Establishments with 1 to 4 employees	902	X	X	X
	Establishments with 5 to 9 employees	196	X	X	X
	Establishments with 10 to 19 employees	100	X	X	X
	Establishments with 20 to 49 employees	43	X	X	X
	Establishments with 50 to 99 employees	10	X	X	X
	Establishments with 100 to 249 employees	3	X	X	X
	Establishments with 250 to 499 employees	—	X	X	X
	Establishments with 500 to 999 employees	—	X	X	X
	Establishments with 1,000 employees or more	—	X	X	X
2381	Foundation, structure, and building exterior contractors				
	All establishments	255	1 341	10 389	49 059
	Establishments with 1 to 4 employees	178	X	X	X
	Establishments with 5 to 9 employees	40	X	X	X
	Establishments with 10 to 19 employees	24	X	X	X
	Establishments with 20 to 49 employees	10	X	X	X
	Establishments with 50 to 99 employees	2	X	X	X
	Establishments with 100 to 249 employees	1	X	X	X
	Establishments with 250 to 499 employees	—	X	X	X
	Establishments with 500 to 999 employees	—	X	X	X
	Establishments with 1,000 employees or more	—	X	X	X
23811	Poured concrete foundation and structure contractors				
	All establishments	26	100	588	3 618
	Establishments with 1 to 4 employees	20	X	X	X
	Establishments with 5 to 9 employees	2	X	X	X
	Establishments with 10 to 19 employees	3	X	X	X
	Establishments with 20 to 49 employees	1	X	X	X
	Establishments with 50 to 99 employees	—	X	X	X
	Establishments with 100 to 249 employees	—	X	X	X
	Establishments with 250 to 499 employees	—	X	X	X
	Establishments with 500 to 999 employees	—	X	X	X
	Establishments with 1,000 employees or more	—	X	X	X
238110	Poured concrete foundation and structure contractors				
	All establishments	26	100	588	3 618
	Establishments with 1 to 4 employees	20	X	X	X
	Establishments with 5 to 9 employees	2	X	X	X
	Establishments with 10 to 19 employees	3	X	X	X
	Establishments with 20 to 49 employees	1	X	X	X
	Establishments with 50 to 99 employees	—	X	X	X
	Establishments with 100 to 249 employees	—	X	X	X
	Establishments with 250 to 499 employees	—	X	X	X
	Establishments with 500 to 999 employees	—	X	X	X
	Establishments with 1,000 employees or more	—	X	X	X
23813	Framing contractors				
	All establishments	47	230	1 416	6 676
	Establishments with 1 to 4 employees	32	X	X	X
	Establishments with 5 to 9 employees	12	X	X	X
	Establishments with 10 to 19 employees	1	X	X	X
	Establishments with 20 to 49 employees	1	X	X	X
	Establishments with 50 to 99 employees	1	X	X	X
	Establishments with 100 to 249 employees	—	X	X	X
	Establishments with 250 to 499 employees	—	X	X	X
	Establishments with 500 to 999 employees	—	X	X	X
	Establishments with 1,000 employees or more	—	X	X	X

See footnotes at end of table.

Table 5. Establishments, Employees, and Payroll by Industry and Employment Size of Establishments by County: 2004—Con.

[Excludes most government employees, railroad employees, and self-employed persons. Size class 1 to 4 employees includes establishments having payroll, but no employees, during mid-March pay period. For meaning of abbreviations and symbols, see introductory text. For explanation of terms, see Appendix A. For statement on reliability, see the note at the end of the table and Appendix C]

NAICS code	Geography, kind of business, and employment size class	Establishments (number)	Paid employees for pay period including March 12 (number)	First-quarter payroll (\$1,000)	Annual payroll (\$1,000)
	OCEAN—Con.				
23	Construction—Con.				
238	Specialty trade contractors—Con.				
2381	Foundation, structure, and building exterior contractors—Con.				
23813	Framing contractors—Con.				
238130	Framing contractors				
	All establishments	47	230	1 416	6 676
	Establishments with 1 to 4 employees	32	X	X	X
	Establishments with 5 to 9 employees	12	X	X	X
	Establishments with 10 to 19 employees	1	X	X	X
	Establishments with 20 to 49 employees	1	X	X	X
	Establishments with 50 to 99 employees	1	X	X	X
	Establishments with 100 to 249 employees	—	X	X	X
	Establishments with 250 to 499 employees	—	X	X	X
	Establishments with 500 to 999 employees	—	X	X	X
	Establishments with 1,000 employees or more	—	X	X	X
23814	Masonry contractors				
	All establishments	73	368	2 382	14 221
	Establishments with 1 to 4 employees	52	X	X	X
	Establishments with 5 to 9 employees	12	X	X	X
	Establishments with 10 to 19 employees	6	X	X	X
	Establishments with 20 to 49 employees	2	X	X	X
	Establishments with 50 to 99 employees	1	X	X	X
	Establishments with 100 to 249 employees	—	X	X	X
	Establishments with 250 to 499 employees	—	X	X	X
	Establishments with 500 to 999 employees	—	X	X	X
	Establishments with 1,000 employees or more	—	X	X	X
238140	Masonry contractors				
	All establishments	73	368	2 382	14 221
	Establishments with 1 to 4 employees	52	X	X	X
	Establishments with 5 to 9 employees	12	X	X	X
	Establishments with 10 to 19 employees	6	X	X	X
	Establishments with 20 to 49 employees	2	X	X	X
	Establishments with 50 to 99 employees	1	X	X	X
	Establishments with 100 to 249 employees	—	X	X	X
	Establishments with 250 to 499 employees	—	X	X	X
	Establishments with 500 to 999 employees	—	X	X	X
	Establishments with 1,000 employees or more	—	X	X	X
23816	Roofing contractors				
	All establishments	38	311	3 170	12 590
	Establishments with 1 to 4 employees	25	X	X	X
	Establishments with 5 to 9 employees	3	X	X	X
	Establishments with 10 to 19 employees	7	X	X	X
	Establishments with 20 to 49 employees	2	X	X	X
	Establishments with 50 to 99 employees	—	X	X	X
	Establishments with 100 to 249 employees	1	X	X	X
	Establishments with 250 to 499 employees	—	X	X	X
	Establishments with 500 to 999 employees	—	X	X	X
	Establishments with 1,000 employees or more	—	X	X	X
238160	Roofing contractors				
	All establishments	38	311	3 170	12 590
	Establishments with 1 to 4 employees	25	X	X	X
	Establishments with 5 to 9 employees	3	X	X	X
	Establishments with 10 to 19 employees	7	X	X	X
	Establishments with 20 to 49 employees	2	X	X	X
	Establishments with 50 to 99 employees	—	X	X	X
	Establishments with 100 to 249 employees	1	X	X	X
	Establishments with 250 to 499 employees	—	X	X	X
	Establishments with 500 to 999 employees	—	X	X	X
	Establishments with 1,000 employees or more	—	X	X	X
23817	Siding contractors				
	All establishments	44	219	1 664	7 275
	Establishments with 1 to 4 employees	27	X	X	X
	Establishments with 5 to 9 employees	11	X	X	X
	Establishments with 10 to 19 employees	4	X	X	X
	Establishments with 20 to 49 employees	2	X	X	X
	Establishments with 50 to 99 employees	—	X	X	X
	Establishments with 100 to 249 employees	—	X	X	X
	Establishments with 250 to 499 employees	—	X	X	X
	Establishments with 500 to 999 employees	—	X	X	X
	Establishments with 1,000 employees or more	—	X	X	X
238170	Siding contractors				
	All establishments	44	219	1 664	7 275
	Establishments with 1 to 4 employees	27	X	X	X
	Establishments with 5 to 9 employees	11	X	X	X
	Establishments with 10 to 19 employees	4	X	X	X
	Establishments with 20 to 49 employees	2	X	X	X
	Establishments with 50 to 99 employees	—	X	X	X
	Establishments with 100 to 249 employees	—	X	X	X
	Establishments with 250 to 499 employees	—	X	X	X
	Establishments with 500 to 999 employees	—	X	X	X
	Establishments with 1,000 employees or more	—	X	X	X

See footnotes at end of table.

Table 5. Establishments, Employees, and Payroll by Industry and Employment Size of Establishments by County: 2004—Con.

[Excludes most government employees, railroad employees, and self-employed persons. Size class 1 to 4 employees includes establishments having payroll, but no employees, during mid-March pay period. For meaning of abbreviations and symbols, see introductory text. For explanation of terms, see Appendix A. For statement on reliability, see the note at the end of the table and Appendix C]

NAICS code	Geography, kind of business, and employment size class	Establishments (number)	Paid employees for pay period including March 12 (number)	First-quarter payroll (\$1,000)	Annual payroll (\$1,000)
	OCEAN—Con.				
23	Construction—Con.				
238	Specialty trade contractors—Con.				
2381	Foundation, structure, and building exterior contractors—Con.				
23817	Siding contractors—Con.				
238170	Siding contractors—Con.				
	All establishments—Con.				
	Establishments with 1,000 employees or more	—	X	X	X
2382	Building equipment contractors				
	All establishments	538	3 011	25 530	116 511
	Establishments with 1 to 4 employees	364	X	X	X
	Establishments with 5 to 9 employees	89	X	X	X
	Establishments with 10 to 19 employees	58	X	X	X
	Establishments with 20 to 49 employees	22	X	X	X
	Establishments with 50 to 99 employees	4	X	X	X
	Establishments with 100 to 249 employees	1	X	X	X
	Establishments with 250 to 499 employees	—	X	X	X
	Establishments with 500 to 999 employees	—	X	X	X
	Establishments with 1,000 employees or more	—	X	X	X
23821	Electrical Contractors				
	All establishments	219	1 267	11 129	48 654
	Establishments with 1 to 4 employees	146	X	X	X
	Establishments with 5 to 9 employees	38	X	X	X
	Establishments with 10 to 19 employees	24	X	X	X
	Establishments with 20 to 49 employees	10	X	X	X
	Establishments with 50 to 99 employees	—	X	X	X
	Establishments with 100 to 249 employees	1	X	X	X
	Establishments with 250 to 499 employees	—	X	X	X
	Establishments with 500 to 999 employees	—	X	X	X
	Establishments with 1,000 employees or more	—	X	X	X
238210	Electrical Contractors				
	All establishments	219	1 267	11 129	48 654
	Establishments with 1 to 4 employees	146	X	X	X
	Establishments with 5 to 9 employees	38	X	X	X
	Establishments with 10 to 19 employees	24	X	X	X
	Establishments with 20 to 49 employees	10	X	X	X
	Establishments with 50 to 99 employees	—	X	X	X
	Establishments with 100 to 249 employees	1	X	X	X
	Establishments with 250 to 499 employees	—	X	X	X
	Establishments with 500 to 999 employees	—	X	X	X
	Establishments with 1,000 employees or more	—	X	X	X
23822	Plumbing, heating, and air-conditioning contractors				
	All establishments	307	1 662	13 697	65 338
	Establishments with 1 to 4 employees	214	X	X	X
	Establishments with 5 to 9 employees	46	X	X	X
	Establishments with 10 to 19 employees	32	X	X	X
	Establishments with 20 to 49 employees	11	X	X	X
	Establishments with 50 to 99 employees	4	X	X	X
	Establishments with 100 to 249 employees	—	X	X	X
	Establishments with 250 to 499 employees	—	X	X	X
	Establishments with 500 to 999 employees	—	X	X	X
	Establishments with 1,000 employees or more	—	X	X	X
238220	Plumbing, heating, and air-conditioning contractors				
	All establishments	307	1 662	13 697	65 338
	Establishments with 1 to 4 employees	214	X	X	X
	Establishments with 5 to 9 employees	46	X	X	X
	Establishments with 10 to 19 employees	32	X	X	X
	Establishments with 20 to 49 employees	11	X	X	X
	Establishments with 50 to 99 employees	4	X	X	X
	Establishments with 100 to 249 employees	—	X	X	X
	Establishments with 250 to 499 employees	—	X	X	X
	Establishments with 500 to 999 employees	—	X	X	X
	Establishments with 1,000 employees or more	—	X	X	X
2383	Building finishing contractors				
	All establishments	294	1 283	9 551	44 059
	Establishments with 1 to 4 employees	225	X	X	X
	Establishments with 5 to 9 employees	44	X	X	X
	Establishments with 10 to 19 employees	13	X	X	X
	Establishments with 20 to 49 employees	8	X	X	X
	Establishments with 50 to 99 employees	4	X	X	X
	Establishments with 100 to 249 employees	—	X	X	X
	Establishments with 250 to 499 employees	—	X	X	X
	Establishments with 500 to 999 employees	—	X	X	X
	Establishments with 1,000 employees or more	—	X	X	X

See footnotes at end of table.

Table 5. Establishments, Employees, and Payroll by Industry and Employment Size of Establishments by County: 2004—Con.

[Excludes most government employees, railroad employees, and self-employed persons. Size class 1 to 4 employees includes establishments having payroll, but no employees, during mid-March pay period. For meaning of abbreviations and symbols, see introductory text. For explanation of terms, see Appendix A. For statement on reliability, see the note at the end of the table and Appendix C]

NAICS code	Geography, kind of business, and employment size class	Establishments (number)	Paid employees for pay period including March 12 (number)	First-quarter payroll (\$1,000)	Annual payroll (\$1,000)
23	OCEAN—Con.				
	Construction—Con.				
238	Specialty trade contractors—Con.				
2383	Building finishing contractors—Con.				
23831	Drywall and insulation contractors				
	All establishments	43	306	2 555	12 714
	Establishments with 1 to 4 employees	23	X	X	X
	Establishments with 5 to 9 employees	14	X	X	X
	Establishments with 10 to 19 employees	3	X	X	X
	Establishments with 20 to 49 employees	1	X	X	X
	Establishments with 50 to 99 employees	2	X	X	X
	Establishments with 100 to 249 employees	—	X	X	X
	Establishments with 250 to 499 employees	—	X	X	X
	Establishments with 500 to 999 employees	—	X	X	X
	Establishments with 1,000 employees or more	—	X	X	X
238310	Drywall and insulation contractors				
	All establishments	43	306	2 555	12 714
	Establishments with 1 to 4 employees	23	X	X	X
	Establishments with 5 to 9 employees	14	X	X	X
	Establishments with 10 to 19 employees	3	X	X	X
	Establishments with 20 to 49 employees	1	X	X	X
	Establishments with 50 to 99 employees	2	X	X	X
	Establishments with 100 to 249 employees	—	X	X	X
	Establishments with 250 to 499 employees	—	X	X	X
	Establishments with 500 to 999 employees	—	X	X	X
	Establishments with 1,000 employees or more	—	X	X	X
23832	Painting and wall covering contractors				
	All establishments	90	289	1 427	7 154
	Establishments with 1 to 4 employees	72	X	X	X
	Establishments with 5 to 9 employees	13	X	X	X
	Establishments with 10 to 19 employees	2	X	X	X
	Establishments with 20 to 49 employees	3	X	X	X
	Establishments with 50 to 99 employees	—	X	X	X
	Establishments with 100 to 249 employees	—	X	X	X
	Establishments with 250 to 499 employees	—	X	X	X
	Establishments with 500 to 999 employees	—	X	X	X
	Establishments with 1,000 employees or more	—	X	X	X
238320	Painting and wall covering contractors				
	All establishments	90	289	1 427	7 154
	Establishments with 1 to 4 employees	72	X	X	X
	Establishments with 5 to 9 employees	13	X	X	X
	Establishments with 10 to 19 employees	2	X	X	X
	Establishments with 20 to 49 employees	3	X	X	X
	Establishments with 50 to 99 employees	—	X	X	X
	Establishments with 100 to 249 employees	—	X	X	X
	Establishments with 250 to 499 employees	—	X	X	X
	Establishments with 500 to 999 employees	—	X	X	X
	Establishments with 1,000 employees or more	—	X	X	X
23833	Flooring contractors				
	All establishments	44	160	1 507	6 753
	Establishments with 1 to 4 employees	37	X	X	X
	Establishments with 5 to 9 employees	4	X	X	X
	Establishments with 10 to 19 employees	2	X	X	X
	Establishments with 20 to 49 employees	—	X	X	X
	Establishments with 50 to 99 employees	1	X	X	X
	Establishments with 100 to 249 employees	—	X	X	X
	Establishments with 250 to 499 employees	—	X	X	X
	Establishments with 500 to 999 employees	—	X	X	X
	Establishments with 1,000 employees or more	—	X	X	X
238330	Flooring contractors				
	All establishments	44	160	1 507	6 753
	Establishments with 1 to 4 employees	37	X	X	X
	Establishments with 5 to 9 employees	4	X	X	X
	Establishments with 10 to 19 employees	2	X	X	X
	Establishments with 20 to 49 employees	—	X	X	X
	Establishments with 50 to 99 employees	1	X	X	X
	Establishments with 100 to 249 employees	—	X	X	X
	Establishments with 250 to 499 employees	—	X	X	X
	Establishments with 500 to 999 employees	—	X	X	X
	Establishments with 1,000 employees or more	—	X	X	X
23834	Tile and terrazzo contractors				
	All establishments	27	110	891	3 987
	Establishments with 1 to 4 employees	22	X	X	X
	Establishments with 5 to 9 employees	2	X	X	X
	Establishments with 10 to 19 employees	2	X	X	X
	Establishments with 20 to 49 employees	1	X	X	X
	Establishments with 50 to 99 employees	—	X	X	X
	Establishments with 100 to 249 employees	—	X	X	X
	Establishments with 250 to 499 employees	—	X	X	X
	Establishments with 500 to 999 employees	—	X	X	X
	Establishments with 1,000 employees or more	—	X	X	X

See footnotes at end of table.

Table 5. Establishments, Employees, and Payroll by Industry and Employment Size of Establishments by County: 2004—Con.

[Excludes most government employees, railroad employees, and self-employed persons. Size class 1 to 4 employees includes establishments having payroll, but no employees, during mid-March pay period. For meaning of abbreviations and symbols, see introductory text. For explanation of terms, see Appendix A. For statement on reliability, see the note at the end of the table and Appendix C]

NAICS code	Geography, kind of business, and employment size class	Establishments (number)	Paid employees for pay period including March 12 (number)	First-quarter payroll (\$1,000)	Annual payroll (\$1,000)
23	OCEAN—Con.				
	Construction—Con.				
238	Specialty trade contractors—Con.				
2383	Building finishing contractors—Con.				
23834	Tile and terrazzo contractors—Con.				
238340	Tile and terrazzo contractors				
	All establishments	27	110	891	3 987
	Establishments with 1 to 4 employees	22	X	X	X
	Establishments with 5 to 9 employees	2	X	X	X
	Establishments with 10 to 19 employees	2	X	X	X
	Establishments with 20 to 49 employees	1	X	X	X
	Establishments with 50 to 99 employees	—	X	X	X
	Establishments with 100 to 249 employees	—	X	X	X
	Establishments with 250 to 499 employees	—	X	X	X
	Establishments with 500 to 999 employees	—	X	X	X
	Establishments with 1,000 employees or more	—	X	X	X
23835	Finish carpentry contractors				
	All establishments	81	359	2 809	11 893
	Establishments with 1 to 4 employees	64	X	X	X
	Establishments with 5 to 9 employees	11	X	X	X
	Establishments with 10 to 19 employees	3	X	X	X
	Establishments with 20 to 49 employees	2	X	X	X
	Establishments with 50 to 99 employees	1	X	X	X
	Establishments with 100 to 249 employees	—	X	X	X
	Establishments with 250 to 499 employees	—	X	X	X
	Establishments with 500 to 999 employees	—	X	X	X
	Establishments with 1,000 employees or more	—	X	X	X
238350	Finish carpentry contractors				
	All establishments	81	359	2 809	11 893
	Establishments with 1 to 4 employees	64	X	X	X
	Establishments with 5 to 9 employees	11	X	X	X
	Establishments with 10 to 19 employees	3	X	X	X
	Establishments with 20 to 49 employees	2	X	X	X
	Establishments with 50 to 99 employees	1	X	X	X
	Establishments with 100 to 249 employees	—	X	X	X
	Establishments with 250 to 499 employees	—	X	X	X
	Establishments with 500 to 999 employees	—	X	X	X
	Establishments with 1,000 employees or more	—	X	X	X
2389	Other specialty trade contractors				
	All establishments	167	609	4 199	25 402
	Establishments with 1 to 4 employees	135	X	X	X
	Establishments with 5 to 9 employees	23	X	X	X
	Establishments with 10 to 19 employees	5	X	X	X
	Establishments with 20 to 49 employees	3	X	X	X
	Establishments with 50 to 99 employees	—	X	X	X
	Establishments with 100 to 249 employees	1	X	X	X
	Establishments with 250 to 499 employees	—	X	X	X
	Establishments with 500 to 999 employees	—	X	X	X
	Establishments with 1,000 employees or more	—	X	X	X
23891	Site preparation contractors				
	All establishments	75	365	3 001	16 417
	Establishments with 1 to 4 employees	61	X	X	X
	Establishments with 5 to 9 employees	9	X	X	X
	Establishments with 10 to 19 employees	2	X	X	X
	Establishments with 20 to 49 employees	2	X	X	X
	Establishments with 50 to 99 employees	—	X	X	X
	Establishments with 100 to 249 employees	1	X	X	X
	Establishments with 250 to 499 employees	—	X	X	X
	Establishments with 500 to 999 employees	—	X	X	X
	Establishments with 1,000 employees or more	—	X	X	X
238910	Site preparation contractors				
	All establishments	75	365	3 001	16 417
	Establishments with 1 to 4 employees	61	X	X	X
	Establishments with 5 to 9 employees	9	X	X	X
	Establishments with 10 to 19 employees	2	X	X	X
	Establishments with 20 to 49 employees	2	X	X	X
	Establishments with 50 to 99 employees	—	X	X	X
	Establishments with 100 to 249 employees	1	X	X	X
	Establishments with 250 to 499 employees	—	X	X	X
	Establishments with 500 to 999 employees	—	X	X	X
	Establishments with 1,000 employees or more	—	X	X	X
23899	All other specialty trade contractors				
	All establishments	92	244	1 198	8 985
	Establishments with 1 to 4 employees	74	X	X	X
	Establishments with 5 to 9 employees	14	X	X	X
	Establishments with 10 to 19 employees	3	X	X	X
	Establishments with 20 to 49 employees	1	X	X	X
	Establishments with 50 to 99 employees	—	X	X	X
	Establishments with 100 to 249 employees	—	X	X	X
	Establishments with 250 to 499 employees	—	X	X	X
	Establishments with 500 to 999 employees	—	X	X	X
	Establishments with 1,000 employees or more	—	X	X	X

See footnotes at end of table.

Table 5. Establishments, Employees, and Payroll by Industry and Employment Size of Establishments by County: 2004—Con.

[Excludes most government employees, railroad employees, and self-employed persons. Size class 1 to 4 employees includes establishments having payroll, but no employees, during mid-March pay period. For meaning of abbreviations and symbols, see introductory text. For explanation of terms, see Appendix A. For statement on reliability, see the note at the end of the table and Appendix C]

NAICS code	Geography, kind of business, and employment size class	Establishments (number)	Paid employees for pay period including March 12 (number)	First-quarter payroll (\$1,000)	Annual payroll (\$1,000)
23	OCEAN—Con.				
	Construction—Con.				
238	Specialty trade contractors—Con.				
2389	Other specialty trade contractors—Con.				
23899	All other specialty trade contractors—Con.				
238990	All other specialty trade contractors				
	All establishments	92	244	1 198	8 985
	Establishments with 1 to 4 employees	74	X	X	X
	Establishments with 5 to 9 employees	14	X	X	X
	Establishments with 10 to 19 employees	3	X	X	X
	Establishments with 20 to 49 employees	1	X	X	X
	Establishments with 50 to 99 employees	—	X	X	X
	Establishments with 100 to 249 employees	—	X	X	X
	Establishments with 250 to 499 employees	—	X	X	X
	Establishments with 500 to 999 employees	—	X	X	X
	Establishments with 1,000 employees or more	—	X	X	X
31-33	Manufacturing				
	All establishments	348	6 918	58 693	270 627
	Establishments with 1 to 4 employees	159	X	X	X
	Establishments with 5 to 9 employees	64	X	X	X
	Establishments with 10 to 19 employees	49	X	X	X
	Establishments with 20 to 49 employees	39	X	X	X
	Establishments with 50 to 99 employees	18	X	X	X
	Establishments with 100 to 249 employees	15	X	X	X
	Establishments with 250 to 499 employees	4	X	X	X
	Establishments with 500 to 999 employees	—	X	X	X
	Establishments with 1,000 employees or more	—	X	X	X
311	Food manufacturing				
	All establishments	49	816	5 224	23 559
	Establishments with 1 to 4 employees	32	X	X	X
	Establishments with 5 to 9 employees	5	X	X	X
	Establishments with 10 to 19 employees	6	X	X	X
	Establishments with 20 to 49 employees	2	X	X	X
	Establishments with 50 to 99 employees	2	X	X	X
	Establishments with 100 to 249 employees	1	X	X	X
	Establishments with 250 to 499 employees	1	X	X	X
	Establishments with 500 to 999 employees	—	X	X	X
	Establishments with 1,000 employees or more	—	X	X	X
3113	Sugar and confectionery product manufacturing				
	All establishments	5	156	1 332	6 073
	Establishments with 1 to 4 employees	1	X	X	X
	Establishments with 5 to 9 employees	2	X	X	X
	Establishments with 10 to 19 employees	—	X	X	X
	Establishments with 20 to 49 employees	1	X	X	X
	Establishments with 50 to 99 employees	—	X	X	X
	Establishments with 100 to 249 employees	1	X	X	X
	Establishments with 250 to 499 employees	—	X	X	X
	Establishments with 500 to 999 employees	—	X	X	X
	Establishments with 1,000 employees or more	—	X	X	X
31133	Confectionery manufacturing from purchased chocolate				
	All establishments	4	c	D	D
	Establishments with 1 to 4 employees	—	X	X	X
	Establishments with 5 to 9 employees	2	X	X	X
	Establishments with 10 to 19 employees	—	X	X	X
	Establishments with 20 to 49 employees	1	X	X	X
	Establishments with 50 to 99 employees	—	X	X	X
	Establishments with 100 to 249 employees	1	X	X	X
	Establishments with 250 to 499 employees	—	X	X	X
	Establishments with 500 to 999 employees	—	X	X	X
	Establishments with 1,000 employees or more	—	X	X	X
311330	Confectionery manufacturing from purchased chocolate				
	All establishments	4	c	D	D
	Establishments with 1 to 4 employees	—	X	X	X
	Establishments with 5 to 9 employees	2	X	X	X
	Establishments with 10 to 19 employees	—	X	X	X
	Establishments with 20 to 49 employees	1	X	X	X
	Establishments with 50 to 99 employees	—	X	X	X
	Establishments with 100 to 249 employees	1	X	X	X
	Establishments with 250 to 499 employees	—	X	X	X
	Establishments with 500 to 999 employees	—	X	X	X
	Establishments with 1,000 employees or more	—	X	X	X
3115	Dairy product manufacturing				
	All establishments	2	e	D	D
	Establishments with 1 to 4 employees	—	X	X	X
	Establishments with 5 to 9 employees	—	X	X	X
	Establishments with 10 to 19 employees	—	X	X	X
	Establishments with 20 to 49 employees	—	X	X	X
	Establishments with 50 to 99 employees	1	X	X	X
	Establishments with 100 to 249 employees	—	X	X	X
	Establishments with 250 to 499 employees	1	X	X	X
	Establishments with 500 to 999 employees	—	X	X	X
	Establishments with 1,000 employees or more	—	X	X	X

See footnotes at end of table.

Table 5. Establishments, Employees, and Payroll by Industry and Employment Size of Establishments by County: 2004—Con.

[Excludes most government employees, railroad employees, and self-employed persons. Size class 1 to 4 employees includes establishments having payroll, but no employees, during mid-March pay period. For meaning of abbreviations and symbols, see introductory text. For explanation of terms, see Appendix A. For statement on reliability, see the note at the end of the table and Appendix C]

NAICS code	Geography, kind of business, and employment size class	Establishments (number)	Paid employees for pay period including March 12 (number)	First-quarter payroll (\$1,000)	Annual payroll (\$1,000)
	OCEAN—Con.				
31-33	Manufacturing—Con.				
311	Food manufacturing—Con.				
3115	Dairy product manufacturing—Con.				
31152	Ice cream and frozen dessert manufacturing				
	All establishments	1	e	D	D
	Establishments with 1 to 4 employees	—	X	X	X
	Establishments with 5 to 9 employees	—	X	X	X
	Establishments with 10 to 19 employees	—	X	X	X
	Establishments with 20 to 49 employees	—	X	X	X
	Establishments with 50 to 99 employees	—	X	X	X
	Establishments with 100 to 249 employees	—	X	X	X
	Establishments with 250 to 499 employees	1	X	X	X
	Establishments with 500 to 999 employees	—	X	X	X
	Establishments with 1,000 employees or more	—	X	X	X
311520	Ice cream and frozen dessert manufacturing				
	All establishments	1	e	D	D
	Establishments with 1 to 4 employees	—	X	X	X
	Establishments with 5 to 9 employees	—	X	X	X
	Establishments with 10 to 19 employees	—	X	X	X
	Establishments with 20 to 49 employees	—	X	X	X
	Establishments with 50 to 99 employees	—	X	X	X
	Establishments with 100 to 249 employees	—	X	X	X
	Establishments with 250 to 499 employees	1	X	X	X
	Establishments with 500 to 999 employees	—	X	X	X
	Establishments with 1,000 employees or more	—	X	X	X
3118	Bakeries and tortilla manufacturing				
	All establishments	30	243	1 445	6 284
	Establishments with 1 to 4 employees	21	X	X	X
	Establishments with 5 to 9 employees	3	X	X	X
	Establishments with 10 to 19 employees	4	X	X	X
	Establishments with 20 to 49 employees	1	X	X	X
	Establishments with 50 to 99 employees	1	X	X	X
	Establishments with 100 to 249 employees	—	X	X	X
	Establishments with 250 to 499 employees	—	X	X	X
	Establishments with 500 to 999 employees	—	X	X	X
	Establishments with 1,000 employees or more	—	X	X	X
31181	Bread and bakery product manufacturing				
	All establishments	29	c	D	D
	Establishments with 1 to 4 employees	21	X	X	X
	Establishments with 5 to 9 employees	3	X	X	X
	Establishments with 10 to 19 employees	4	X	X	X
	Establishments with 20 to 49 employees	1	X	X	X
	Establishments with 50 to 99 employees	—	X	X	X
	Establishments with 100 to 249 employees	—	X	X	X
	Establishments with 250 to 499 employees	—	X	X	X
	Establishments with 500 to 999 employees	—	X	X	X
	Establishments with 1,000 employees or more	—	X	X	X
313	Textile mills				
	All establishments	7	154	1 158	7 463
	Establishments with 1 to 4 employees	4	X	X	X
	Establishments with 5 to 9 employees	—	X	X	X
	Establishments with 10 to 19 employees	—	X	X	X
	Establishments with 20 to 49 employees	2	X	X	X
	Establishments with 50 to 99 employees	1	X	X	X
	Establishments with 100 to 249 employees	—	X	X	X
	Establishments with 250 to 499 employees	—	X	X	X
	Establishments with 500 to 999 employees	—	X	X	X
	Establishments with 1,000 employees or more	—	X	X	X
3132	Fabric mills				
	All establishments	4	c	D	D
	Establishments with 1 to 4 employees	2	X	X	X
	Establishments with 5 to 9 employees	—	X	X	X
	Establishments with 10 to 19 employees	—	X	X	X
	Establishments with 20 to 49 employees	1	X	X	X
	Establishments with 50 to 99 employees	1	X	X	X
	Establishments with 100 to 249 employees	—	X	X	X
	Establishments with 250 to 499 employees	—	X	X	X
	Establishments with 500 to 999 employees	—	X	X	X
	Establishments with 1,000 employees or more	—	X	X	X
314	Textile product mills				
	All establishments	19	179	1 037	4 020
	Establishments with 1 to 4 employees	12	X	X	X
	Establishments with 5 to 9 employees	3	X	X	X
	Establishments with 10 to 19 employees	1	X	X	X
	Establishments with 20 to 49 employees	2	X	X	X
	Establishments with 50 to 99 employees	1	X	X	X
	Establishments with 100 to 249 employees	—	X	X	X
	Establishments with 250 to 499 employees	—	X	X	X
	Establishments with 500 to 999 employees	—	X	X	X
	Establishments with 1,000 employees or more	—	X	X	X

See footnotes at end of table.

Table 5. Establishments, Employees, and Payroll by Industry and Employment Size of Establishments by County: 2004—Con.

[Excludes most government employees, railroad employees, and self-employed persons. Size class 1 to 4 employees includes establishments having payroll, but no employees, during mid-March pay period. For meaning of abbreviations and symbols, see introductory text. For explanation of terms, see Appendix A. For statement on reliability, see the note at the end of the table and Appendix C]

NAICS code	Geography, kind of business, and employment size class	Establishments (number)	Paid employees for pay period including March 12 (number)	First-quarter payroll (\$1,000)	Annual payroll (\$1,000)
	OCEAN—Con.				
31-33	Manufacturing—Con.				
314	Textile product mills—Con.				
3141	Textile furnishings mills				
	All establishments	7	100	633	1 965
	Establishments with 1 to 4 employees	4	X	X	X
	Establishments with 5 to 9 employees	1	X	X	X
	Establishments with 10 to 19 employees	—	X	X	X
	Establishments with 20 to 49 employees	1	X	X	X
	Establishments with 50 to 99 employees	1	X	X	X
	Establishments with 100 to 249 employees	—	X	X	X
	Establishments with 250 to 499 employees	—	X	X	X
	Establishments with 500 to 999 employees	—	X	X	X
	Establishments with 1,000 employees or more	—	X	X	X
31412	Curtain and linen mills				
	All establishments	7	100	633	1 965
	Establishments with 1 to 4 employees	4	X	X	X
	Establishments with 5 to 9 employees	1	X	X	X
	Establishments with 10 to 19 employees	—	X	X	X
	Establishments with 20 to 49 employees	1	X	X	X
	Establishments with 50 to 99 employees	1	X	X	X
	Establishments with 100 to 249 employees	—	X	X	X
	Establishments with 250 to 499 employees	—	X	X	X
	Establishments with 500 to 999 employees	—	X	X	X
	Establishments with 1,000 employees or more	—	X	X	X
321	Wood product manufacturing				
	All establishments	15	271	2 293	10 102
	Establishments with 1 to 4 employees	5	X	X	X
	Establishments with 5 to 9 employees	1	X	X	X
	Establishments with 10 to 19 employees	6	X	X	X
	Establishments with 20 to 49 employees	2	X	X	X
	Establishments with 50 to 99 employees	—	X	X	X
	Establishments with 100 to 249 employees	1	X	X	X
	Establishments with 250 to 499 employees	—	X	X	X
	Establishments with 500 to 999 employees	—	X	X	X
	Establishments with 1,000 employees or more	—	X	X	X
3219	Other wood product manufacturing				
	All establishments	12	c	D	D
	Establishments with 1 to 4 employees	4	X	X	X
	Establishments with 5 to 9 employees	1	X	X	X
	Establishments with 10 to 19 employees	5	X	X	X
	Establishments with 20 to 49 employees	1	X	X	X
	Establishments with 50 to 99 employees	—	X	X	X
	Establishments with 100 to 249 employees	1	X	X	X
	Establishments with 250 to 499 employees	—	X	X	X
	Establishments with 500 to 999 employees	—	X	X	X
	Establishments with 1,000 employees or more	—	X	X	X
32191	Millwork				
	All establishments	7	190	1 674	7 499
	Establishments with 1 to 4 employees	1	X	X	X
	Establishments with 5 to 9 employees	—	X	X	X
	Establishments with 10 to 19 employees	4	X	X	X
	Establishments with 20 to 49 employees	1	X	X	X
	Establishments with 50 to 99 employees	—	X	X	X
	Establishments with 100 to 249 employees	1	X	X	X
	Establishments with 250 to 499 employees	—	X	X	X
	Establishments with 500 to 999 employees	—	X	X	X
	Establishments with 1,000 employees or more	—	X	X	X
321918	Other millwork (including flooring)				
	All establishments	7	190	1 674	7 499
	Establishments with 1 to 4 employees	1	X	X	X
	Establishments with 5 to 9 employees	—	X	X	X
	Establishments with 10 to 19 employees	4	X	X	X
	Establishments with 20 to 49 employees	1	X	X	X
	Establishments with 50 to 99 employees	—	X	X	X
	Establishments with 100 to 249 employees	1	X	X	X
	Establishments with 250 to 499 employees	—	X	X	X
	Establishments with 500 to 999 employees	—	X	X	X
	Establishments with 1,000 employees or more	—	X	X	X
323	Printing and related support activities				
	All establishments	41	346	1 835	7 794
	Establishments with 1 to 4 employees	23	X	X	X
	Establishments with 5 to 9 employees	10	X	X	X
	Establishments with 10 to 19 employees	4	X	X	X
	Establishments with 20 to 49 employees	3	X	X	X
	Establishments with 50 to 99 employees	—	X	X	X
	Establishments with 100 to 249 employees	1	X	X	X
	Establishments with 250 to 499 employees	—	X	X	X
	Establishments with 500 to 999 employees	—	X	X	X
	Establishments with 1,000 employees or more	—	X	X	X

See footnotes at end of table.

Table 5. Establishments, Employees, and Payroll by Industry and Employment Size of Establishments by County: 2004—Con.

[Excludes most government employees, railroad employees, and self-employed persons. Size class 1 to 4 employees includes establishments having payroll, but no employees, during mid-March pay period. For meaning of abbreviations and symbols, see introductory text. For explanation of terms, see Appendix A. For statement on reliability, see the note at the end of the table and Appendix C]

NAICS code	Geography, kind of business, and employment size class	Establishments (number)	Paid employees for pay period including March 12 (number)	First-quarter payroll (\$1,000)	Annual payroll (\$1,000)
	OCEAN—Con.				
31-33	Manufacturing—Con.				
323	Printing and related support activities—Con.				
3231	Printing and related support activities				
	All establishments	41	346	1 835	7 794
	Establishments with 1 to 4 employees	23	X	X	X
	Establishments with 5 to 9 employees	10	X	X	X
	Establishments with 10 to 19 employees	4	X	X	X
	Establishments with 20 to 49 employees	3	X	X	X
	Establishments with 50 to 99 employees	—	X	X	X
	Establishments with 100 to 249 employees	1	X	X	X
	Establishments with 250 to 499 employees	—	X	X	X
	Establishments with 500 to 999 employees	—	X	X	X
	Establishments with 1,000 employees or more	—	X	X	X
32311	Printing				
	All establishments	38	e	D	D
	Establishments with 1 to 4 employees	22	X	X	X
	Establishments with 5 to 9 employees	9	X	X	X
	Establishments with 10 to 19 employees	3	X	X	X
	Establishments with 20 to 49 employees	3	X	X	X
	Establishments with 50 to 99 employees	—	X	X	X
	Establishments with 100 to 249 employees	1	X	X	X
	Establishments with 250 to 499 employees	—	X	X	X
	Establishments with 500 to 999 employees	—	X	X	X
	Establishments with 1,000 employees or more	—	X	X	X
323110	Commercial lithographic printing				
	All establishments	17	100	735	3 323
	Establishments with 1 to 4 employees	11	X	X	X
	Establishments with 5 to 9 employees	3	X	X	X
	Establishments with 10 to 19 employees	1	X	X	X
	Establishments with 20 to 49 employees	2	X	X	X
	Establishments with 50 to 99 employees	—	X	X	X
	Establishments with 100 to 249 employees	—	X	X	X
	Establishments with 250 to 499 employees	—	X	X	X
	Establishments with 500 to 999 employees	—	X	X	X
	Establishments with 1,000 employees or more	—	X	X	X
323113	Commercial screen printing				
	All establishments	6	150	510	1 906
	Establishments with 1 to 4 employees	3	X	X	X
	Establishments with 5 to 9 employees	1	X	X	X
	Establishments with 10 to 19 employees	1	X	X	X
	Establishments with 20 to 49 employees	—	X	X	X
	Establishments with 50 to 99 employees	—	X	X	X
	Establishments with 100 to 249 employees	1	X	X	X
	Establishments with 250 to 499 employees	—	X	X	X
	Establishments with 500 to 999 employees	—	X	X	X
	Establishments with 1,000 employees or more	—	X	X	X
325	Chemical manufacturing				
	All establishments	11	1 053	10 857	47 815
	Establishments with 1 to 4 employees	1	X	X	X
	Establishments with 5 to 9 employees	—	X	X	X
	Establishments with 10 to 19 employees	1	X	X	X
	Establishments with 20 to 49 employees	4	X	X	X
	Establishments with 50 to 99 employees	1	X	X	X
	Establishments with 100 to 249 employees	2	X	X	X
	Establishments with 250 to 499 employees	2	X	X	X
	Establishments with 500 to 999 employees	—	X	X	X
	Establishments with 1,000 employees or more	—	X	X	X
3254	Pharmaceutical and medicine manufacturing				
	All establishments	4	e	D	D
	Establishments with 1 to 4 employees	—	X	X	X
	Establishments with 5 to 9 employees	—	X	X	X
	Establishments with 10 to 19 employees	—	X	X	X
	Establishments with 20 to 49 employees	2	X	X	X
	Establishments with 50 to 99 employees	—	X	X	X
	Establishments with 100 to 249 employees	2	X	X	X
	Establishments with 250 to 499 employees	—	X	X	X
	Establishments with 500 to 999 employees	—	X	X	X
	Establishments with 1,000 employees or more	—	X	X	X
32541	Pharmaceutical and medicine manufacturing				
	All establishments	4	e	D	D
	Establishments with 1 to 4 employees	—	X	X	X
	Establishments with 5 to 9 employees	—	X	X	X
	Establishments with 10 to 19 employees	—	X	X	X
	Establishments with 20 to 49 employees	2	X	X	X
	Establishments with 50 to 99 employees	—	X	X	X
	Establishments with 100 to 249 employees	2	X	X	X
	Establishments with 250 to 499 employees	—	X	X	X
	Establishments with 500 to 999 employees	—	X	X	X
	Establishments with 1,000 employees or more	—	X	X	X

See footnotes at end of table.

Table 5. Establishments, Employees, and Payroll by Industry and Employment Size of Establishments by County: 2004—Con.

[Excludes most government employees, railroad employees, and self-employed persons. Size class 1 to 4 employees includes establishments having payroll, but no employees, during mid-March pay period. For meaning of abbreviations and symbols, see introductory text. For explanation of terms, see Appendix A. For statement on reliability, see the note at the end of the table and Appendix C]

NAICS code	Geography, kind of business, and employment size class	Establishments (number)	Paid employees for pay period including March 12 (number)	First-quarter payroll (\$1,000)	Annual payroll (\$1,000)
	OCEAN—Con.				
31-33	Manufacturing—Con.				
325	Chemical manufacturing—Con.				
3254	Pharmaceutical and medicine manufacturing—Con.				
32541	Pharmaceutical and medicine manufacturing—Con.				
325411	Medicinal and botanical manufacturing				
	All establishments	1	c	D	D
	Establishments with 1 to 4 employees	—	X	X	X
	Establishments with 5 to 9 employees	—	X	X	X
	Establishments with 10 to 19 employees	—	X	X	X
	Establishments with 20 to 49 employees	—	X	X	X
	Establishments with 50 to 99 employees	—	X	X	X
	Establishments with 100 to 249 employees	1	X	X	X
	Establishments with 250 to 499 employees	—	X	X	X
	Establishments with 500 to 999 employees	—	X	X	X
	Establishments with 1,000 employees or more	—	X	X	X
325412	Pharmaceutical preparation manufacturing				
	All establishments	1	c	D	D
	Establishments with 1 to 4 employees	—	X	X	X
	Establishments with 5 to 9 employees	—	X	X	X
	Establishments with 10 to 19 employees	—	X	X	X
	Establishments with 20 to 49 employees	—	X	X	X
	Establishments with 50 to 99 employees	—	X	X	X
	Establishments with 100 to 249 employees	1	X	X	X
	Establishments with 250 to 499 employees	—	X	X	X
	Establishments with 500 to 999 employees	—	X	X	X
	Establishments with 1,000 employees or more	—	X	X	X
3256	Soap, cleaning compound, and toilet preparation manufacturing				
	All establishments	2	f	D	D
	Establishments with 1 to 4 employees	—	X	X	X
	Establishments with 5 to 9 employees	—	X	X	X
	Establishments with 10 to 19 employees	—	X	X	X
	Establishments with 20 to 49 employees	—	X	X	X
	Establishments with 50 to 99 employees	—	X	X	X
	Establishments with 100 to 249 employees	—	X	X	X
	Establishments with 250 to 499 employees	2	X	X	X
	Establishments with 500 to 999 employees	—	X	X	X
	Establishments with 1,000 employees or more	—	X	X	X
32562	Toilet preparation manufacturing				
	All establishments	2	f	D	D
	Establishments with 1 to 4 employees	—	X	X	X
	Establishments with 5 to 9 employees	—	X	X	X
	Establishments with 10 to 19 employees	—	X	X	X
	Establishments with 20 to 49 employees	—	X	X	X
	Establishments with 50 to 99 employees	—	X	X	X
	Establishments with 100 to 249 employees	—	X	X	X
	Establishments with 250 to 499 employees	2	X	X	X
	Establishments with 500 to 999 employees	—	X	X	X
	Establishments with 1,000 employees or more	—	X	X	X
325620	Toilet preparation manufacturing				
	All establishments	2	f	D	D
	Establishments with 1 to 4 employees	—	X	X	X
	Establishments with 5 to 9 employees	—	X	X	X
	Establishments with 10 to 19 employees	—	X	X	X
	Establishments with 20 to 49 employees	—	X	X	X
	Establishments with 50 to 99 employees	—	X	X	X
	Establishments with 100 to 249 employees	—	X	X	X
	Establishments with 250 to 499 employees	2	X	X	X
	Establishments with 500 to 999 employees	—	X	X	X
	Establishments with 1,000 employees or more	—	X	X	X
326	Plastics and rubber products manufacturing				
	All establishments	16	369	3 238	14 170
	Establishments with 1 to 4 employees	3	X	X	X
	Establishments with 5 to 9 employees	5	X	X	X
	Establishments with 10 to 19 employees	—	X	X	X
	Establishments with 20 to 49 employees	5	X	X	X
	Establishments with 50 to 99 employees	3	X	X	X
	Establishments with 100 to 249 employees	—	X	X	X
	Establishments with 250 to 499 employees	—	X	X	X
	Establishments with 500 to 999 employees	—	X	X	X
	Establishments with 1,000 employees or more	—	X	X	X
3261	Plastics product manufacturing				
	All establishments	13	e	D	D
	Establishments with 1 to 4 employees	3	X	X	X
	Establishments with 5 to 9 employees	4	X	X	X
	Establishments with 10 to 19 employees	—	X	X	X
	Establishments with 20 to 49 employees	4	X	X	X
	Establishments with 50 to 99 employees	2	X	X	X
	Establishments with 100 to 249 employees	—	X	X	X
	Establishments with 250 to 499 employees	—	X	X	X
	Establishments with 500 to 999 employees	—	X	X	X
	Establishments with 1,000 employees or more	—	X	X	X

See footnotes at end of table.

Table 5. Establishments, Employees, and Payroll by Industry and Employment Size of Establishments by County: 2004—Con.

[Excludes most government employees, railroad employees, and self-employed persons. Size class 1 to 4 employees includes establishments having payroll, but no employees, during mid-March pay period. For meaning of abbreviations and symbols, see introductory text. For explanation of terms, see Appendix A. For statement on reliability, see the note at the end of the table and Appendix C]

NAICS code	Geography, kind of business, and employment size class	Establishments (number)	Paid employees for pay period including March 12 (number)	First-quarter payroll (\$1,000)	Annual payroll (\$1,000)
31-33	OCEAN—Con.				
	Manufacturing—Con.				
326	Plastics and rubber products manufacturing—Con.				
3261	Plastics product manufacturing—Con.				
32619	Other plastics product manufacturing				
	All establishments	9	258	2 288	10 426
	Establishments with 1 to 4 employees	1	X	X	X
	Establishments with 5 to 9 employees	3	X	X	X
	Establishments with 10 to 19 employees	—	X	X	X
	Establishments with 20 to 49 employees	3	X	X	X
	Establishments with 50 to 99 employees	2	X	X	X
	Establishments with 100 to 249 employees	—	X	X	X
	Establishments with 250 to 499 employees	—	X	X	X
	Establishments with 500 to 999 employees	—	X	X	X
	Establishments with 1,000 employees or more	—	X	X	X
326199	All other plastics product manufacturing				
	All establishments	7	c	D	D
	Establishments with 1 to 4 employees	—	X	X	X
	Establishments with 5 to 9 employees	2	X	X	X
	Establishments with 10 to 19 employees	—	X	X	X
	Establishments with 20 to 49 employees	3	X	X	X
	Establishments with 50 to 99 employees	2	X	X	X
	Establishments with 100 to 249 employees	—	X	X	X
	Establishments with 250 to 499 employees	—	X	X	X
	Establishments with 500 to 999 employees	—	X	X	X
	Establishments with 1,000 employees or more	—	X	X	X
327	Nonmetallic mineral product manufacturing				
	All establishments	15	693	7 167	42 513
	Establishments with 1 to 4 employees	1	X	X	X
	Establishments with 5 to 9 employees	3	X	X	X
	Establishments with 10 to 19 employees	6	X	X	X
	Establishments with 20 to 49 employees	1	X	X	X
	Establishments with 50 to 99 employees	1	X	X	X
	Establishments with 100 to 249 employees	3	X	X	X
	Establishments with 250 to 499 employees	—	X	X	X
	Establishments with 500 to 999 employees	—	X	X	X
	Establishments with 1,000 employees or more	—	X	X	X
3273	Cement and concrete product manufacturing				
	All establishments	7	611	6 446	39 414
	Establishments with 1 to 4 employees	—	X	X	X
	Establishments with 5 to 9 employees	—	X	X	X
	Establishments with 10 to 19 employees	3	X	X	X
	Establishments with 20 to 49 employees	—	X	X	X
	Establishments with 50 to 99 employees	1	X	X	X
	Establishments with 100 to 249 employees	3	X	X	X
	Establishments with 250 to 499 employees	—	X	X	X
	Establishments with 500 to 999 employees	—	X	X	X
	Establishments with 1,000 employees or more	—	X	X	X
32732	Ready-mix concrete manufacturing				
	All establishments	3	c	D	D
	Establishments with 1 to 4 employees	—	X	X	X
	Establishments with 5 to 9 employees	—	X	X	X
	Establishments with 10 to 19 employees	2	X	X	X
	Establishments with 20 to 49 employees	—	X	X	X
	Establishments with 50 to 99 employees	—	X	X	X
	Establishments with 100 to 249 employees	1	X	X	X
	Establishments with 250 to 499 employees	—	X	X	X
	Establishments with 500 to 999 employees	—	X	X	X
	Establishments with 1,000 employees or more	—	X	X	X
327320	Ready-mix concrete manufacturing				
	All establishments	3	c	D	D
	Establishments with 1 to 4 employees	—	X	X	X
	Establishments with 5 to 9 employees	—	X	X	X
	Establishments with 10 to 19 employees	2	X	X	X
	Establishments with 20 to 49 employees	—	X	X	X
	Establishments with 50 to 99 employees	—	X	X	X
	Establishments with 100 to 249 employees	1	X	X	X
	Establishments with 250 to 499 employees	—	X	X	X
	Establishments with 500 to 999 employees	—	X	X	X
	Establishments with 1,000 employees or more	—	X	X	X
32733	Concrete pipe, brick, and block manufacturing				
	All establishments	3	e	D	D
	Establishments with 1 to 4 employees	—	X	X	X
	Establishments with 5 to 9 employees	—	X	X	X
	Establishments with 10 to 19 employees	—	X	X	X
	Establishments with 20 to 49 employees	—	X	X	X
	Establishments with 50 to 99 employees	1	X	X	X
	Establishments with 100 to 249 employees	2	X	X	X
	Establishments with 250 to 499 employees	—	X	X	X
	Establishments with 500 to 999 employees	—	X	X	X
	Establishments with 1,000 employees or more	—	X	X	X

See footnotes at end of table.

Table 5. Establishments, Employees, and Payroll by Industry and Employment Size of Establishments by County: 2004—Con.

[Excludes most government employees, railroad employees, and self-employed persons. Size class 1 to 4 employees includes establishments having payroll, but no employees, during mid-March pay period. For meaning of abbreviations and symbols, see introductory text. For explanation of terms, see Appendix A. For statement on reliability, see the note at the end of the table and Appendix C]

NAICS code	Geography, kind of business, and employment size class	Establishments (number)	Paid employees for pay period including March 12 (number)	First-quarter payroll (\$1,000)	Annual payroll (\$1,000)
	OCEAN—Con.				
31-33	Manufacturing—Con.				
327	Nonmetallic mineral product manufacturing—Con.				
3273	Cement and concrete product manufacturing—Con.				
32733	Concrete pipe, brick, and block manufacturing—Con.				
327331	Concrete block and brick manufacturing				
	All establishments	3	e	D	D
	Establishments with 1 to 4 employees	—	X	X	X
	Establishments with 5 to 9 employees	—	X	X	X
	Establishments with 10 to 19 employees	—	X	X	X
	Establishments with 20 to 49 employees	—	X	X	X
	Establishments with 50 to 99 employees	1	X	X	X
	Establishments with 100 to 249 employees	2	X	X	X
	Establishments with 250 to 499 employees	—	X	X	X
	Establishments with 500 to 999 employees	—	X	X	X
	Establishments with 1,000 employees or more	—	X	X	X
332	Fabricated metal product manufacturing				
	All establishments	38	338	2 814	12 352
	Establishments with 1 to 4 employees	19	X	X	X
	Establishments with 5 to 9 employees	8	X	X	X
	Establishments with 10 to 19 employees	8	X	X	X
	Establishments with 20 to 49 employees	2	X	X	X
	Establishments with 50 to 99 employees	1	X	X	X
	Establishments with 100 to 249 employees	—	X	X	X
	Establishments with 250 to 499 employees	—	X	X	X
	Establishments with 500 to 999 employees	—	X	X	X
	Establishments with 1,000 employees or more	—	X	X	X
333	Machinery manufacturing				
	All establishments	26	817	6 329	28 710
	Establishments with 1 to 4 employees	6	X	X	X
	Establishments with 5 to 9 employees	6	X	X	X
	Establishments with 10 to 19 employees	4	X	X	X
	Establishments with 20 to 49 employees	5	X	X	X
	Establishments with 50 to 99 employees	2	X	X	X
	Establishments with 100 to 249 employees	3	X	X	X
	Establishments with 250 to 499 employees	—	X	X	X
	Establishments with 500 to 999 employees	—	X	X	X
	Establishments with 1,000 employees or more	—	X	X	X
3333	Commercial and service industry machinery manufacturing				
	All establishments	3	e	D	D
	Establishments with 1 to 4 employees	1	X	X	X
	Establishments with 5 to 9 employees	—	X	X	X
	Establishments with 10 to 19 employees	—	X	X	X
	Establishments with 20 to 49 employees	—	X	X	X
	Establishments with 50 to 99 employees	—	X	X	X
	Establishments with 100 to 249 employees	2	X	X	X
	Establishments with 250 to 499 employees	—	X	X	X
	Establishments with 500 to 999 employees	—	X	X	X
	Establishments with 1,000 employees or more	—	X	X	X
33331	Commercial and service industry machinery manufacturing				
	All establishments	3	e	D	D
	Establishments with 1 to 4 employees	1	X	X	X
	Establishments with 5 to 9 employees	—	X	X	X
	Establishments with 10 to 19 employees	—	X	X	X
	Establishments with 20 to 49 employees	—	X	X	X
	Establishments with 50 to 99 employees	—	X	X	X
	Establishments with 100 to 249 employees	2	X	X	X
	Establishments with 250 to 499 employees	—	X	X	X
	Establishments with 500 to 999 employees	—	X	X	X
	Establishments with 1,000 employees or more	—	X	X	X
333319	Other commercial and service industry machinery manufacturing				
	All establishments	2	e	D	D
	Establishments with 1 to 4 employees	—	X	X	X
	Establishments with 5 to 9 employees	—	X	X	X
	Establishments with 10 to 19 employees	—	X	X	X
	Establishments with 20 to 49 employees	—	X	X	X
	Establishments with 50 to 99 employees	—	X	X	X
	Establishments with 100 to 249 employees	2	X	X	X
	Establishments with 250 to 499 employees	—	X	X	X
	Establishments with 500 to 999 employees	—	X	X	X
	Establishments with 1,000 employees or more	—	X	X	X
3339	Other general purpose machinery manufacturing				
	All establishments	11	364	3 730	17 290
	Establishments with 1 to 4 employees	1	X	X	X
	Establishments with 5 to 9 employees	4	X	X	X
	Establishments with 10 to 19 employees	2	X	X	X
	Establishments with 20 to 49 employees	2	X	X	X
	Establishments with 50 to 99 employees	1	X	X	X
	Establishments with 100 to 249 employees	1	X	X	X
	Establishments with 250 to 499 employees	—	X	X	X
	Establishments with 500 to 999 employees	—	X	X	X
	Establishments with 1,000 employees or more	—	X	X	X

See footnotes at end of table.

Table 5. Establishments, Employees, and Payroll by Industry and Employment Size of Establishments by County: 2004—Con.

[Excludes most government employees, railroad employees, and self-employed persons. Size class 1 to 4 employees includes establishments having payroll, but no employees, during mid-March pay period. For meaning of abbreviations and symbols, see introductory text. For explanation of terms, see Appendix A. For statement on reliability, see the note at the end of the table and Appendix C]

NAICS code	Geography, kind of business, and employment size class	Establishments (number)	Paid employees for pay period including March 12 (number)	First-quarter payroll (\$1,000)	Annual payroll (\$1,000)
	OCEAN—Con.				
31-33	Manufacturing—Con.				
333	Machinery manufacturing—Con.				
3339	Other general purpose machinery manufacturing—Con.				
33391	Pump and compressor manufacturing				
	All establishments	1	c	D	D
	Establishments with 1 to 4 employees	—	X	X	X
	Establishments with 5 to 9 employees	—	X	X	X
	Establishments with 10 to 19 employees	—	X	X	X
	Establishments with 20 to 49 employees	—	X	X	X
	Establishments with 50 to 99 employees	—	X	X	X
	Establishments with 100 to 249 employees	1	X	X	X
	Establishments with 250 to 499 employees	—	X	X	X
	Establishments with 500 to 999 employees	—	X	X	X
	Establishments with 1,000 employees or more	—	X	X	X
333912	Air and gas compressor manufacturing				
	All establishments	1	c	D	D
	Establishments with 1 to 4 employees	—	X	X	X
	Establishments with 5 to 9 employees	—	X	X	X
	Establishments with 10 to 19 employees	—	X	X	X
	Establishments with 20 to 49 employees	—	X	X	X
	Establishments with 50 to 99 employees	—	X	X	X
	Establishments with 100 to 249 employees	1	X	X	X
	Establishments with 250 to 499 employees	—	X	X	X
	Establishments with 500 to 999 employees	—	X	X	X
	Establishments with 1,000 employees or more	—	X	X	X
33399	All other general purpose machinery manufacturing				
	All establishments	8	c	D	D
	Establishments with 1 to 4 employees	1	X	X	X
	Establishments with 5 to 9 employees	2	X	X	X
	Establishments with 10 to 19 employees	2	X	X	X
	Establishments with 20 to 49 employees	2	X	X	X
	Establishments with 50 to 99 employees	1	X	X	X
	Establishments with 100 to 249 employees	—	X	X	X
	Establishments with 250 to 499 employees	—	X	X	X
	Establishments with 500 to 999 employees	—	X	X	X
	Establishments with 1,000 employees or more	—	X	X	X
334	Computer and electronic product manufacturing				
	All establishments	7	164	1 468	6 551
	Establishments with 1 to 4 employees	3	X	X	X
	Establishments with 5 to 9 employees	1	X	X	X
	Establishments with 10 to 19 employees	1	X	X	X
	Establishments with 20 to 49 employees	1	X	X	X
	Establishments with 50 to 99 employees	—	X	X	X
	Establishments with 100 to 249 employees	1	X	X	X
	Establishments with 250 to 499 employees	—	X	X	X
	Establishments with 500 to 999 employees	—	X	X	X
	Establishments with 1,000 employees or more	—	X	X	X
3344	Semiconductor and other electronic component manufacturing				
	All establishments	2	c	D	D
	Establishments with 1 to 4 employees	—	X	X	X
	Establishments with 5 to 9 employees	—	X	X	X
	Establishments with 10 to 19 employees	—	X	X	X
	Establishments with 20 to 49 employees	1	X	X	X
	Establishments with 50 to 99 employees	—	X	X	X
	Establishments with 100 to 249 employees	1	X	X	X
	Establishments with 250 to 499 employees	—	X	X	X
	Establishments with 500 to 999 employees	—	X	X	X
	Establishments with 1,000 employees or more	—	X	X	X
33441	Semiconductor and other electronic component manufacturing				
	All establishments	2	c	D	D
	Establishments with 1 to 4 employees	—	X	X	X
	Establishments with 5 to 9 employees	—	X	X	X
	Establishments with 10 to 19 employees	—	X	X	X
	Establishments with 20 to 49 employees	1	X	X	X
	Establishments with 50 to 99 employees	—	X	X	X
	Establishments with 100 to 249 employees	1	X	X	X
	Establishments with 250 to 499 employees	—	X	X	X
	Establishments with 500 to 999 employees	—	X	X	X
	Establishments with 1,000 employees or more	—	X	X	X
334419	Other electronic component manufacturing				
	All establishments	1	c	D	D
	Establishments with 1 to 4 employees	—	X	X	X
	Establishments with 5 to 9 employees	—	X	X	X
	Establishments with 10 to 19 employees	—	X	X	X
	Establishments with 20 to 49 employees	—	X	X	X
	Establishments with 50 to 99 employees	—	X	X	X
	Establishments with 100 to 249 employees	1	X	X	X
	Establishments with 250 to 499 employees	—	X	X	X
	Establishments with 500 to 999 employees	—	X	X	X
	Establishments with 1,000 employees or more	—	X	X	X

See footnotes at end of table.

Table 5. Establishments, Employees, and Payroll by Industry and Employment Size of Establishments by County: 2004—Con.

[Excludes most government employees, railroad employees, and self-employed persons. Size class 1 to 4 employees includes establishments having payroll, but no employees, during mid-March pay period. For meaning of abbreviations and symbols, see introductory text. For explanation of terms, see Appendix A. For statement on reliability, see the note at the end of the table and Appendix C]

NAICS code	Geography, kind of business, and employment size class	Establishments (number)	Paid employees for pay period including March 12 (number)	First-quarter payroll (\$1,000)	Annual payroll (\$1,000)
	OCEAN—Con.				
31-33	Manufacturing—Con.				
336	Transportation equipment manufacturing				
	All establishments	10	361	3 200	15 497
	Establishments with 1 to 4 employees	4	X	X	X
	Establishments with 5 to 9 employees	2	X	X	X
	Establishments with 10 to 19 employees	—	X	X	X
	Establishments with 20 to 49 employees	—	X	X	X
	Establishments with 50 to 99 employees	3	X	X	X
	Establishments with 100 to 249 employees	1	X	X	X
	Establishments with 250 to 499 employees	—	X	X	X
	Establishments with 500 to 999 employees	—	X	X	X
	Establishments with 1,000 employees or more	—	X	X	X
3363	Motor vehicle parts manufacturing				
	All establishments	3	292	2 700	12 721
	Establishments with 1 to 4 employees	—	X	X	X
	Establishments with 5 to 9 employees	—	X	X	X
	Establishments with 10 to 19 employees	—	X	X	X
	Establishments with 20 to 49 employees	—	X	X	X
	Establishments with 50 to 99 employees	2	X	X	X
	Establishments with 100 to 249 employees	1	X	X	X
	Establishments with 250 to 499 employees	—	X	X	X
	Establishments with 500 to 999 employees	—	X	X	X
	Establishments with 1,000 employees or more	—	X	X	X
33631	Motor vehicle gasoline engine and engine parts manufacturing				
	All establishments	2	c	D	D
	Establishments with 1 to 4 employees	—	X	X	X
	Establishments with 5 to 9 employees	—	X	X	X
	Establishments with 10 to 19 employees	—	X	X	X
	Establishments with 20 to 49 employees	—	X	X	X
	Establishments with 50 to 99 employees	1	X	X	X
	Establishments with 100 to 249 employees	1	X	X	X
	Establishments with 250 to 499 employees	—	X	X	X
	Establishments with 500 to 999 employees	—	X	X	X
	Establishments with 1,000 employees or more	—	X	X	X
336312	Gasoline engine and engine parts manufacturing				
	All establishments	2	c	D	D
	Establishments with 1 to 4 employees	—	X	X	X
	Establishments with 5 to 9 employees	—	X	X	X
	Establishments with 10 to 19 employees	—	X	X	X
	Establishments with 20 to 49 employees	—	X	X	X
	Establishments with 50 to 99 employees	1	X	X	X
	Establishments with 100 to 249 employees	1	X	X	X
	Establishments with 250 to 499 employees	—	X	X	X
	Establishments with 500 to 999 employees	—	X	X	X
	Establishments with 1,000 employees or more	—	X	X	X
337	Furniture and related product manufacturing				
	All establishments	29	398	3 124	14 530
	Establishments with 1 to 4 employees	13	X	X	X
	Establishments with 5 to 9 employees	5	X	X	X
	Establishments with 10 to 19 employees	6	X	X	X
	Establishments with 20 to 49 employees	3	X	X	X
	Establishments with 50 to 99 employees	1	X	X	X
	Establishments with 100 to 249 employees	1	X	X	X
	Establishments with 250 to 499 employees	—	X	X	X
	Establishments with 500 to 999 employees	—	X	X	X
	Establishments with 1,000 employees or more	—	X	X	X
3371	Household and institutional furniture and kitchen cabinet manufacturing				
	All establishments	25	266	1 825	8 492
	Establishments with 1 to 4 employees	13	X	X	X
	Establishments with 5 to 9 employees	5	X	X	X
	Establishments with 10 to 19 employees	5	X	X	X
	Establishments with 20 to 49 employees	1	X	X	X
	Establishments with 50 to 99 employees	—	X	X	X
	Establishments with 100 to 249 employees	1	X	X	X
	Establishments with 250 to 499 employees	—	X	X	X
	Establishments with 500 to 999 employees	—	X	X	X
	Establishments with 1,000 employees or more	—	X	X	X
33711	Wood kitchen cabinet and countertop manufacturing				
	All establishments	20	120	813	3 734
	Establishments with 1 to 4 employees	11	X	X	X
	Establishments with 5 to 9 employees	5	X	X	X
	Establishments with 10 to 19 employees	4	X	X	X
	Establishments with 20 to 49 employees	—	X	X	X
	Establishments with 50 to 99 employees	—	X	X	X
	Establishments with 100 to 249 employees	—	X	X	X
	Establishments with 250 to 499 employees	—	X	X	X
	Establishments with 500 to 999 employees	—	X	X	X
	Establishments with 1,000 employees or more	—	X	X	X

See footnotes at end of table.

Table 5. Establishments, Employees, and Payroll by Industry and Employment Size of Establishments by County: 2004—Con.

[Excludes most government employees, railroad employees, and self-employed persons. Size class 1 to 4 employees includes establishments having payroll, but no employees, during mid-March pay period. For meaning of abbreviations and symbols, see introductory text. For explanation of terms, see Appendix A. For statement on reliability, see the note at the end of the table and Appendix C]

NAICS code	Geography, kind of business, and employment size class	Establishments (number)	Paid employees for pay period including March 12 (number)	First-quarter payroll (\$1,000)	Annual payroll (\$1,000)
31-33	OCEAN—Con.				
	Manufacturing—Con.				
337	Furniture and related product manufacturing—Con.				
3371	Household and institutional furniture and kitchen cabinet manufacturing—Con.				
33711	Wood kitchen cabinet and countertop manufacturing—Con.				
337110	Wood kitchen cabinet and countertop manufacturing				
	All establishments	20	120	813	3 734
	Establishments with 1 to 4 employees	11	X	X	X
	Establishments with 5 to 9 employees	5	X	X	X
	Establishments with 10 to 19 employees	4	X	X	X
	Establishments with 20 to 49 employees	—	X	X	X
	Establishments with 50 to 99 employees	—	X	X	X
	Establishments with 100 to 249 employees	—	X	X	X
	Establishments with 250 to 499 employees	—	X	X	X
	Establishments with 500 to 999 employees	—	X	X	X
	Establishments with 1,000 employees or more	—	X	X	X
33712	Household and institutional furniture manufacturing				
	All establishments	5	146	1 012	4 758
	Establishments with 1 to 4 employees	2	X	X	X
	Establishments with 5 to 9 employees	—	X	X	X
	Establishments with 10 to 19 employees	1	X	X	X
	Establishments with 20 to 49 employees	1	X	X	X
	Establishments with 50 to 99 employees	—	X	X	X
	Establishments with 100 to 249 employees	1	X	X	X
	Establishments with 250 to 499 employees	—	X	X	X
	Establishments with 500 to 999 employees	—	X	X	X
	Establishments with 1,000 employees or more	—	X	X	X
337127	Institutional furniture manufacturing				
	All establishments	2	c	D	D
	Establishments with 1 to 4 employees	—	X	X	X
	Establishments with 5 to 9 employees	—	X	X	X
	Establishments with 10 to 19 employees	1	X	X	X
	Establishments with 20 to 49 employees	—	X	X	X
	Establishments with 50 to 99 employees	—	X	X	X
	Establishments with 100 to 249 employees	1	X	X	X
	Establishments with 250 to 499 employees	—	X	X	X
	Establishments with 500 to 999 employees	—	X	X	X
	Establishments with 1,000 employees or more	—	X	X	X
3372	Office furniture (including fixtures) manufacturing				
	All establishments	3	c	D	D
	Establishments with 1 to 4 employees	—	X	X	X
	Establishments with 5 to 9 employees	—	X	X	X
	Establishments with 10 to 19 employees	1	X	X	X
	Establishments with 20 to 49 employees	1	X	X	X
	Establishments with 50 to 99 employees	1	X	X	X
	Establishments with 100 to 249 employees	—	X	X	X
	Establishments with 250 to 499 employees	—	X	X	X
	Establishments with 500 to 999 employees	—	X	X	X
	Establishments with 1,000 employees or more	—	X	X	X
33721	Office furniture (including fixtures) manufacturing				
	All establishments	3	c	D	D
	Establishments with 1 to 4 employees	—	X	X	X
	Establishments with 5 to 9 employees	—	X	X	X
	Establishments with 10 to 19 employees	1	X	X	X
	Establishments with 20 to 49 employees	1	X	X	X
	Establishments with 50 to 99 employees	1	X	X	X
	Establishments with 100 to 249 employees	—	X	X	X
	Establishments with 250 to 499 employees	—	X	X	X
	Establishments with 500 to 999 employees	—	X	X	X
	Establishments with 1,000 employees or more	—	X	X	X
339	Miscellaneous manufacturing				
	All establishments	40	712	6 454	24 565
	Establishments with 1 to 4 employees	21	X	X	X
	Establishments with 5 to 9 employees	8	X	X	X
	Establishments with 10 to 19 employees	5	X	X	X
	Establishments with 20 to 49 employees	3	X	X	X
	Establishments with 50 to 99 employees	1	X	X	X
	Establishments with 100 to 249 employees	1	X	X	X
	Establishments with 250 to 499 employees	1	X	X	X
	Establishments with 500 to 999 employees	—	X	X	X
	Establishments with 1,000 employees or more	—	X	X	X
3391	Medical equipment and supplies manufacturing				
	All establishments	18	552	5 139	18 728
	Establishments with 1 to 4 employees	8	X	X	X
	Establishments with 5 to 9 employees	3	X	X	X
	Establishments with 10 to 19 employees	3	X	X	X
	Establishments with 20 to 49 employees	2	X	X	X
	Establishments with 50 to 99 employees	—	X	X	X
	Establishments with 100 to 249 employees	1	X	X	X
	Establishments with 250 to 499 employees	1	X	X	X
	Establishments with 500 to 999 employees	—	X	X	X

See footnotes at end of table.

Table 5. Establishments, Employees, and Payroll by Industry and Employment Size of Establishments by County: 2004—Con.

[Excludes most government employees, railroad employees, and self-employed persons. Size class 1 to 4 employees includes establishments having payroll, but no employees, during mid-March pay period. For meaning of abbreviations and symbols, see introductory text. For explanation of terms, see Appendix A. For statement on reliability, see the note at the end of the table and Appendix C]

NAICS code	Geography, kind of business, and employment size class	Establishments (number)	Paid employees for pay period including March 12 (number)	First-quarter payroll (\$1,000)	Annual payroll (\$1,000)
	OCEAN—Con.				
31-33	Manufacturing—Con.				
339	Miscellaneous manufacturing—Con.				
3391	Medical equipment and supplies manufacturing—Con.				
	All establishments—Con.				
	Establishments with 1,000 employees or more	—	X	X	X
33911	Medical equipment and supplies manufacturing				
	All establishments	18	552	5 139	18 728
	Establishments with 1 to 4 employees	8	X	X	X
	Establishments with 5 to 9 employees	3	X	X	X
	Establishments with 10 to 19 employees	3	X	X	X
	Establishments with 20 to 49 employees	2	X	X	X
	Establishments with 50 to 99 employees	—	X	X	X
	Establishments with 100 to 249 employees	1	X	X	X
	Establishments with 250 to 499 employees	1	X	X	X
	Establishments with 500 to 999 employees	—	X	X	X
	Establishments with 1,000 employees or more	—	X	X	X
339112	Surgical and medical instrument manufacturing				
	All establishments	3	190	1 000	2 769
	Establishments with 1 to 4 employees	—	X	X	X
	Establishments with 5 to 9 employees	—	X	X	X
	Establishments with 10 to 19 employees	1	X	X	X
	Establishments with 20 to 49 employees	1	X	X	X
	Establishments with 50 to 99 employees	—	X	X	X
	Establishments with 100 to 249 employees	1	X	X	X
	Establishments with 250 to 499 employees	—	X	X	X
	Establishments with 500 to 999 employees	—	X	X	X
	Establishments with 1,000 employees or more	—	X	X	X
339114	Dental equipment and supplies manufacturing				
	All establishments	3	e	D	D
	Establishments with 1 to 4 employees	1	X	X	X
	Establishments with 5 to 9 employees	—	X	X	X
	Establishments with 10 to 19 employees	1	X	X	X
	Establishments with 20 to 49 employees	—	X	X	X
	Establishments with 50 to 99 employees	—	X	X	X
	Establishments with 100 to 249 employees	—	X	X	X
	Establishments with 250 to 499 employees	1	X	X	X
	Establishments with 500 to 999 employees	—	X	X	X
	Establishments with 1,000 employees or more	—	X	X	X
3399	Other miscellaneous manufacturing				
	All establishments	22	160	1 315	5 837
	Establishments with 1 to 4 employees	13	X	X	X
	Establishments with 5 to 9 employees	5	X	X	X
	Establishments with 10 to 19 employees	2	X	X	X
	Establishments with 20 to 49 employees	1	X	X	X
	Establishments with 50 to 99 employees	1	X	X	X
	Establishments with 100 to 249 employees	—	X	X	X
	Establishments with 250 to 499 employees	—	X	X	X
	Establishments with 500 to 999 employees	—	X	X	X
	Establishments with 1,000 employees or more	—	X	X	X
33995	Sign manufacturing				
	All establishments	10	112	995	4 453
	Establishments with 1 to 4 employees	6	X	X	X
	Establishments with 5 to 9 employees	1	X	X	X
	Establishments with 10 to 19 employees	1	X	X	X
	Establishments with 20 to 49 employees	1	X	X	X
	Establishments with 50 to 99 employees	1	X	X	X
	Establishments with 100 to 249 employees	—	X	X	X
	Establishments with 250 to 499 employees	—	X	X	X
	Establishments with 500 to 999 employees	—	X	X	X
	Establishments with 1,000 employees or more	—	X	X	X
339950	Sign manufacturing				
	All establishments	10	112	995	4 453
	Establishments with 1 to 4 employees	6	X	X	X
	Establishments with 5 to 9 employees	1	X	X	X
	Establishments with 10 to 19 employees	1	X	X	X
	Establishments with 20 to 49 employees	1	X	X	X
	Establishments with 50 to 99 employees	1	X	X	X
	Establishments with 100 to 249 employees	—	X	X	X
	Establishments with 250 to 499 employees	—	X	X	X
	Establishments with 500 to 999 employees	—	X	X	X
	Establishments with 1,000 employees or more	—	X	X	X
42	Wholesale trade				
	All establishments	492	3 846	34 935	162 114
	Establishments with 1 to 4 employees	313	X	X	X
	Establishments with 5 to 9 employees	83	X	X	X
	Establishments with 10 to 19 employees	52	X	X	X
	Establishments with 20 to 49 employees	33	X	X	X
	Establishments with 50 to 99 employees	8	X	X	X
	Establishments with 100 to 249 employees	3	X	X	X
	Establishments with 250 to 499 employees	—	X	X	X

See footnotes at end of table.

Table 5. Establishments, Employees, and Payroll by Industry and Employment Size of Establishments by County: 2004—Con.

[Excludes most government employees, railroad employees, and self-employed persons. Size class 1 to 4 employees includes establishments having payroll, but no employees, during mid-March pay period. For meaning of abbreviations and symbols, see introductory text. For explanation of terms, see Appendix A. For statement on reliability, see the note at the end of the table and Appendix C]

NAICS code	Geography, kind of business, and employment size class	Establishments (number)	Paid employees for pay period including March 12 (number)	First-quarter payroll (\$1,000)	Annual payroll (\$1,000)
42	OCEAN—Con.				
	Wholesale trade—Con.				
	All establishments—Con.				
	Establishments with 500 to 999 employees	—	X	X	X
	Establishments with 1,000 employees or more	—	X	X	X
423	Durable goods merchant wholesalers				
	All establishments	285	2 249	22 406	103 360
	Establishments with 1 to 4 employees	174	X	X	X
	Establishments with 5 to 9 employees	47	X	X	X
	Establishments with 10 to 19 employees	36	X	X	X
	Establishments with 20 to 49 employees	21	X	X	X
	Establishments with 50 to 99 employees	7	X	X	X
	Establishments with 100 to 249 employees	—	X	X	X
	Establishments with 250 to 499 employees	—	X	X	X
	Establishments with 500 to 999 employees	—	X	X	X
	Establishments with 1,000 employees or more	—	X	X	X
4231	Motor vehicle and motor vehicle parts and supplies merchant wholesalers				
	All establishments	37	314	2 125	9 697
	Establishments with 1 to 4 employees	23	X	X	X
	Establishments with 5 to 9 employees	3	X	X	X
	Establishments with 10 to 19 employees	9	X	X	X
	Establishments with 20 to 49 employees	1	X	X	X
	Establishments with 50 to 99 employees	1	X	X	X
	Establishments with 100 to 249 employees	—	X	X	X
	Establishments with 250 to 499 employees	—	X	X	X
	Establishments with 500 to 999 employees	—	X	X	X
	Establishments with 1,000 employees or more	—	X	X	X
42312	Motor vehicle supplies and new parts merchant wholesalers				
	All establishments	21	250	1 554	6 884
	Establishments with 1 to 4 employees	10	X	X	X
	Establishments with 5 to 9 employees	2	X	X	X
	Establishments with 10 to 19 employees	8	X	X	X
	Establishments with 20 to 49 employees	—	X	X	X
	Establishments with 50 to 99 employees	1	X	X	X
	Establishments with 100 to 249 employees	—	X	X	X
	Establishments with 250 to 499 employees	—	X	X	X
	Establishments with 500 to 999 employees	—	X	X	X
	Establishments with 1,000 employees or more	—	X	X	X
423120	Motor vehicle supplies and new parts merchant wholesalers				
	All establishments	21	250	1 554	6 884
	Establishments with 1 to 4 employees	10	X	X	X
	Establishments with 5 to 9 employees	2	X	X	X
	Establishments with 10 to 19 employees	8	X	X	X
	Establishments with 20 to 49 employees	—	X	X	X
	Establishments with 50 to 99 employees	1	X	X	X
	Establishments with 100 to 249 employees	—	X	X	X
	Establishments with 250 to 499 employees	—	X	X	X
	Establishments with 500 to 999 employees	—	X	X	X
	Establishments with 1,000 employees or more	—	X	X	X
4232	Furniture and home furnishing merchant wholesalers				
	All establishments	15	223	2 923	13 065
	Establishments with 1 to 4 employees	7	X	X	X
	Establishments with 5 to 9 employees	4	X	X	X
	Establishments with 10 to 19 employees	2	X	X	X
	Establishments with 20 to 49 employees	2	X	X	X
	Establishments with 50 to 99 employees	2	X	X	X
	Establishments with 100 to 249 employees	—	X	X	X
	Establishments with 250 to 499 employees	—	X	X	X
	Establishments with 500 to 999 employees	—	X	X	X
	Establishments with 1,000 employees or more	—	X	X	X
42322	Home furnishing merchant wholesalers				
	All establishments	12	211	2 869	12 839
	Establishments with 1 to 4 employees	5	X	X	X
	Establishments with 5 to 9 employees	3	X	X	X
	Establishments with 10 to 19 employees	2	X	X	X
	Establishments with 20 to 49 employees	—	X	X	X
	Establishments with 50 to 99 employees	2	X	X	X
	Establishments with 100 to 249 employees	—	X	X	X
	Establishments with 250 to 499 employees	—	X	X	X
	Establishments with 500 to 999 employees	—	X	X	X
	Establishments with 1,000 employees or more	—	X	X	X
423220	Home furnishing merchant wholesalers				
	All establishments	12	211	2 869	12 839
	Establishments with 1 to 4 employees	5	X	X	X
	Establishments with 5 to 9 employees	3	X	X	X
	Establishments with 10 to 19 employees	2	X	X	X
	Establishments with 20 to 49 employees	—	X	X	X
	Establishments with 50 to 99 employees	2	X	X	X
	Establishments with 100 to 249 employees	—	X	X	X
	Establishments with 250 to 499 employees	—	X	X	X
	Establishments with 500 to 999 employees	—	X	X	X
	Establishments with 1,000 employees or more	—	X	X	X

See footnotes at end of table.

Table 5. Establishments, Employees, and Payroll by Industry and Employment Size of Establishments by County: 2004—Con.

[Excludes most government employees, railroad employees, and self-employed persons. Size class 1 to 4 employees includes establishments having payroll, but no employees, during mid-March pay period. For meaning of abbreviations and symbols, see introductory text. For explanation of terms, see Appendix A. For statement on reliability, see the note at the end of the table and Appendix C]

NAICS code	Geography, kind of business, and employment size class	Establishments (number)	Paid employees for pay period including March 12 (number)	First-quarter payroll (\$1,000)	Annual payroll (\$1,000)
42	OCEAN—Con.				
	Wholesale trade—Con.				
423	Durable goods merchant wholesalers—Con.				
4233	Lumber and other construction materials merchant wholesalers				
	All establishments	28	407	3 607	15 449
	Establishments with 1 to 4 employees	10	X	X	X
	Establishments with 5 to 9 employees	6	X	X	X
	Establishments with 10 to 19 employees	4	X	X	X
	Establishments with 20 to 49 employees	7	X	X	X
	Establishments with 50 to 99 employees	1	X	X	X
	Establishments with 100 to 249 employees	—	X	X	X
	Establishments with 250 to 499 employees	—	X	X	X
	Establishments with 500 to 999 employees	—	X	X	X
	Establishments with 1,000 employees or more	—	X	X	X
42331	Lumber, plywood, millwork, and wood panel merchant wholesalers				
	All establishments	11	164	1 028	4 589
	Establishments with 1 to 4 employees	5	X	X	X
	Establishments with 5 to 9 employees	2	X	X	X
	Establishments with 10 to 19 employees	2	X	X	X
	Establishments with 20 to 49 employees	1	X	X	X
	Establishments with 50 to 99 employees	1	X	X	X
	Establishments with 100 to 249 employees	—	X	X	X
	Establishments with 250 to 499 employees	—	X	X	X
	Establishments with 500 to 999 employees	—	X	X	X
	Establishments with 1,000 employees or more	—	X	X	X
423310	Lumber, plywood, millwork, and wood panel merchant wholesalers				
	All establishments	11	164	1 028	4 589
	Establishments with 1 to 4 employees	5	X	X	X
	Establishments with 5 to 9 employees	2	X	X	X
	Establishments with 10 to 19 employees	2	X	X	X
	Establishments with 20 to 49 employees	1	X	X	X
	Establishments with 50 to 99 employees	1	X	X	X
	Establishments with 100 to 249 employees	—	X	X	X
	Establishments with 250 to 499 employees	—	X	X	X
	Establishments with 500 to 999 employees	—	X	X	X
	Establishments with 1,000 employees or more	—	X	X	X
42333	Roofing, siding, and insulation material merchant wholesalers				
	All establishments	6	147	1 757	6 980
	Establishments with 1 to 4 employees	—	X	X	X
	Establishments with 5 to 9 employees	1	X	X	X
	Establishments with 10 to 19 employees	1	X	X	X
	Establishments with 20 to 49 employees	4	X	X	X
	Establishments with 50 to 99 employees	—	X	X	X
	Establishments with 100 to 249 employees	—	X	X	X
	Establishments with 250 to 499 employees	—	X	X	X
	Establishments with 500 to 999 employees	—	X	X	X
	Establishments with 1,000 employees or more	—	X	X	X
423330	Roofing, siding, and insulation material merchant wholesalers				
	All establishments	6	147	1 757	6 980
	Establishments with 1 to 4 employees	—	X	X	X
	Establishments with 5 to 9 employees	1	X	X	X
	Establishments with 10 to 19 employees	1	X	X	X
	Establishments with 20 to 49 employees	4	X	X	X
	Establishments with 50 to 99 employees	—	X	X	X
	Establishments with 100 to 249 employees	—	X	X	X
	Establishments with 250 to 499 employees	—	X	X	X
	Establishments with 500 to 999 employees	—	X	X	X
	Establishments with 1,000 employees or more	—	X	X	X
4234	Professional and commercial equipment and supplies merchant wholesalers				
	All establishments	43	233	2 184	9 769
	Establishments with 1 to 4 employees	27	X	X	X
	Establishments with 5 to 9 employees	8	X	X	X
	Establishments with 10 to 19 employees	6	X	X	X
	Establishments with 20 to 49 employees	2	X	X	X
	Establishments with 50 to 99 employees	—	X	X	X
	Establishments with 100 to 249 employees	—	X	X	X
	Establishments with 250 to 499 employees	—	X	X	X
	Establishments with 500 to 999 employees	—	X	X	X
	Establishments with 1,000 employees or more	—	X	X	X
42345	Medical, dental, and hospital equipment and supplies merchant wholesalers				
	All establishments	16	106	1 040	4 883
	Establishments with 1 to 4 employees	9	X	X	X
	Establishments with 5 to 9 employees	2	X	X	X
	Establishments with 10 to 19 employees	4	X	X	X
	Establishments with 20 to 49 employees	1	X	X	X
	Establishments with 50 to 99 employees	—	X	X	X
	Establishments with 100 to 249 employees	—	X	X	X
	Establishments with 250 to 499 employees	—	X	X	X
	Establishments with 500 to 999 employees	—	X	X	X
	Establishments with 1,000 employees or more	—	X	X	X

See footnotes at end of table.

Table 5. Establishments, Employees, and Payroll by Industry and Employment Size of Establishments by County: 2004—Con.

[Excludes most government employees, railroad employees, and self-employed persons. Size class 1 to 4 employees includes establishments having payroll, but no employees, during mid-March pay period. For meaning of abbreviations and symbols, see introductory text. For explanation of terms, see Appendix A. For statement on reliability, see the note at the end of the table and Appendix C]

NAICS code	Geography, kind of business, and employment size class	Establishments (number)	Paid employees for pay period including March 12 (number)	First-quarter payroll (\$1,000)	Annual payroll (\$1,000)
	OCEAN—Con.				
42	Wholesale trade—Con.				
423	Durable goods merchant wholesalers—Con.				
4234	Professional and commercial equipment and supplies merchant wholesalers—Con.				
42345	Medical, dental, and hospital equipment and supplies merchant wholesalers—Con.				
423450	Medical, dental, and hospital equipment and supplies merchant wholesalers				
	All establishments	16	106	1 040	4 883
	Establishments with 1 to 4 employees	9	X	X	X
	Establishments with 5 to 9 employees	2	X	X	X
	Establishments with 10 to 19 employees	4	X	X	X
	Establishments with 20 to 49 employees	1	X	X	X
	Establishments with 50 to 99 employees	—	X	X	X
	Establishments with 100 to 249 employees	—	X	X	X
	Establishments with 250 to 499 employees	—	X	X	X
	Establishments with 500 to 999 employees	—	X	X	X
	Establishments with 1,000 employees or more	—	X	X	X
4236	Electrical and electronic goods merchant wholesalers				
	All establishments	39	311	3 306	17 164
	Establishments with 1 to 4 employees	24	X	X	X
	Establishments with 5 to 9 employees	6	X	X	X
	Establishments with 10 to 19 employees	4	X	X	X
	Establishments with 20 to 49 employees	4	X	X	X
	Establishments with 50 to 99 employees	1	X	X	X
	Establishments with 100 to 249 employees	—	X	X	X
	Establishments with 250 to 499 employees	—	X	X	X
	Establishments with 500 to 999 employees	—	X	X	X
	Establishments with 1,000 employees or more	—	X	X	X
42361	Electrical apparatus and equipment, wiring supplies, and related equipment merchant wholesalers				
	All establishments	22	c	D	D
	Establishments with 1 to 4 employees	15	X	X	X
	Establishments with 5 to 9 employees	4	X	X	X
	Establishments with 10 to 19 employees	1	X	X	X
	Establishments with 20 to 49 employees	1	X	X	X
	Establishments with 50 to 99 employees	1	X	X	X
	Establishments with 100 to 249 employees	—	X	X	X
	Establishments with 250 to 499 employees	—	X	X	X
	Establishments with 500 to 999 employees	—	X	X	X
	Establishments with 1,000 employees or more	—	X	X	X
423610	Electrical apparatus and equipment, wiring supplies, and related equipment merchant wholesalers				
	All establishments	22	c	D	D
	Establishments with 1 to 4 employees	15	X	X	X
	Establishments with 5 to 9 employees	4	X	X	X
	Establishments with 10 to 19 employees	1	X	X	X
	Establishments with 20 to 49 employees	1	X	X	X
	Establishments with 50 to 99 employees	1	X	X	X
	Establishments with 100 to 249 employees	—	X	X	X
	Establishments with 250 to 499 employees	—	X	X	X
	Establishments with 500 to 999 employees	—	X	X	X
	Establishments with 1,000 employees or more	—	X	X	X
42369	Other electronic parts and equipment merchant wholesalers				
	All establishments	16	146	1 741	10 136
	Establishments with 1 to 4 employees	8	X	X	X
	Establishments with 5 to 9 employees	2	X	X	X
	Establishments with 10 to 19 employees	3	X	X	X
	Establishments with 20 to 49 employees	3	X	X	X
	Establishments with 50 to 99 employees	—	X	X	X
	Establishments with 100 to 249 employees	—	X	X	X
	Establishments with 250 to 499 employees	—	X	X	X
	Establishments with 500 to 999 employees	—	X	X	X
	Establishments with 1,000 employees or more	—	X	X	X
423690	Other electronic parts and equipment merchant wholesalers				
	All establishments	16	146	1 741	10 136
	Establishments with 1 to 4 employees	8	X	X	X
	Establishments with 5 to 9 employees	2	X	X	X
	Establishments with 10 to 19 employees	3	X	X	X
	Establishments with 20 to 49 employees	3	X	X	X
	Establishments with 50 to 99 employees	—	X	X	X
	Establishments with 100 to 249 employees	—	X	X	X
	Establishments with 250 to 499 employees	—	X	X	X
	Establishments with 500 to 999 employees	—	X	X	X
	Establishments with 1,000 employees or more	—	X	X	X

See footnotes at end of table.

Table 5. Establishments, Employees, and Payroll by Industry and Employment Size of Establishments by County: 2004—Con.

[Excludes most government employees, railroad employees, and self-employed persons. Size class 1 to 4 employees includes establishments having payroll, but no employees, during mid-March pay period. For meaning of abbreviations and symbols, see introductory text. For explanation of terms, see Appendix A. For statement on reliability, see the note at the end of the table and Appendix C]

NAICS code	Geography, kind of business, and employment size class	Establishments (number)	Paid employees for pay period including March 12 (number)	First-quarter payroll (\$1,000)	Annual payroll (\$1,000)
42	OCEAN—Con.				
	Wholesale trade—Con.				
423	Durable goods merchant wholesalers—Con.				
4237	Hardware, and plumbing and heating equipment and supplies merchant wholesalers				
	All establishments	16	254	3 785	15 986
	Establishments with 1 to 4 employees	8	X	X	X
	Establishments with 5 to 9 employees	4	X	X	X
	Establishments with 10 to 19 employees	2	X	X	X
	Establishments with 20 to 49 employees	—	X	X	X
	Establishments with 50 to 99 employees	2	X	X	X
	Establishments with 100 to 249 employees	—	X	X	X
	Establishments with 250 to 499 employees	—	X	X	X
	Establishments with 500 to 999 employees	—	X	X	X
	Establishments with 1,000 employees or more	—	X	X	X
42372	Plumbing and heating equipment and supplies (hydronics) merchant wholesalers				
	All establishments	6	209	3 203	13 452
	Establishments with 1 to 4 employees	1	X	X	X
	Establishments with 5 to 9 employees	2	X	X	X
	Establishments with 10 to 19 employees	1	X	X	X
	Establishments with 20 to 49 employees	—	X	X	X
	Establishments with 50 to 99 employees	2	X	X	X
	Establishments with 100 to 249 employees	—	X	X	X
	Establishments with 250 to 499 employees	—	X	X	X
	Establishments with 500 to 999 employees	—	X	X	X
	Establishments with 1,000 employees or more	—	X	X	X
423720	Plumbing and heating equipment and supplies (hydronics) merchant wholesalers				
	All establishments	6	209	3 203	13 452
	Establishments with 1 to 4 employees	1	X	X	X
	Establishments with 5 to 9 employees	2	X	X	X
	Establishments with 10 to 19 employees	1	X	X	X
	Establishments with 20 to 49 employees	—	X	X	X
	Establishments with 50 to 99 employees	2	X	X	X
	Establishments with 100 to 249 employees	—	X	X	X
	Establishments with 250 to 499 employees	—	X	X	X
	Establishments with 500 to 999 employees	—	X	X	X
	Establishments with 1,000 employees or more	—	X	X	X
4238	Machinery, equipment, and supplies merchant wholesalers				
	All establishments	53	231	2 117	9 862
	Establishments with 1 to 4 employees	40	X	X	X
	Establishments with 5 to 9 employees	5	X	X	X
	Establishments with 10 to 19 employees	6	X	X	X
	Establishments with 20 to 49 employees	2	X	X	X
	Establishments with 50 to 99 employees	—	X	X	X
	Establishments with 100 to 249 employees	—	X	X	X
	Establishments with 250 to 499 employees	—	X	X	X
	Establishments with 500 to 999 employees	—	X	X	X
	Establishments with 1,000 employees or more	—	X	X	X
4239	Miscellaneous durable goods merchant wholesalers				
	All establishments	46	199	1 838	9 131
	Establishments with 1 to 4 employees	32	X	X	X
	Establishments with 5 to 9 employees	9	X	X	X
	Establishments with 10 to 19 employees	2	X	X	X
	Establishments with 20 to 49 employees	3	X	X	X
	Establishments with 50 to 99 employees	—	X	X	X
	Establishments with 100 to 249 employees	—	X	X	X
	Establishments with 250 to 499 employees	—	X	X	X
	Establishments with 500 to 999 employees	—	X	X	X
	Establishments with 1,000 employees or more	—	X	X	X
424	Nondurable goods merchant wholesalers				
	All establishments	156	1 437	10 929	49 600
	Establishments with 1 to 4 employees	94	X	X	X
	Establishments with 5 to 9 employees	33	X	X	X
	Establishments with 10 to 19 employees	16	X	X	X
	Establishments with 20 to 49 employees	9	X	X	X
	Establishments with 50 to 99 employees	1	X	X	X
	Establishments with 100 to 249 employees	3	X	X	X
	Establishments with 250 to 499 employees	—	X	X	X
	Establishments with 500 to 999 employees	—	X	X	X
	Establishments with 1,000 employees or more	—	X	X	X
4242	Drugs and druggists' sundries merchant wholesalers				
	All establishments	15	452	4 248	20 592
	Establishments with 1 to 4 employees	9	X	X	X
	Establishments with 5 to 9 employees	2	X	X	X
	Establishments with 10 to 19 employees	1	X	X	X
	Establishments with 20 to 49 employees	1	X	X	X
	Establishments with 50 to 99 employees	—	X	X	X
	Establishments with 100 to 249 employees	2	X	X	X
	Establishments with 250 to 499 employees	—	X	X	X
	Establishments with 500 to 999 employees	—	X	X	X
	Establishments with 1,000 employees or more	—	X	X	X

See footnotes at end of table.

Table 5. Establishments, Employees, and Payroll by Industry and Employment Size of Establishments by County: 2004—Con.

[Excludes most government employees, railroad employees, and self-employed persons. Size class 1 to 4 employees includes establishments having payroll, but no employees, during mid-March pay period. For meaning of abbreviations and symbols, see introductory text. For explanation of terms, see Appendix A. For statement on reliability, see the note at the end of the table and Appendix C]

NAICS code	Geography, kind of business, and employment size class	Establishments (number)	Paid employees for pay period including March 12 (number)	First-quarter payroll (\$1,000)	Annual payroll (\$1,000)
42	OCEAN—Con.				
	Wholesale trade—Con.				
424	Nondurable goods merchant wholesalers—Con.				
4242	Drugs and druggists' sundries merchant wholesalers—Con.				
42421	Drugs and druggists' sundries merchant wholesalers				
	All establishments	15	452	4 248	20 592
	Establishments with 1 to 4 employees	9	X	X	X
	Establishments with 5 to 9 employees	2	X	X	X
	Establishments with 10 to 19 employees	1	X	X	X
	Establishments with 20 to 49 employees	1	X	X	X
	Establishments with 50 to 99 employees	—	X	X	X
	Establishments with 100 to 249 employees	2	X	X	X
	Establishments with 250 to 499 employees	—	X	X	X
	Establishments with 500 to 999 employees	—	X	X	X
	Establishments with 1,000 employees or more	—	X	X	X
424210	Drugs and druggists' sundries merchant wholesalers				
	All establishments	15	452	4 248	20 592
	Establishments with 1 to 4 employees	9	X	X	X
	Establishments with 5 to 9 employees	2	X	X	X
	Establishments with 10 to 19 employees	1	X	X	X
	Establishments with 20 to 49 employees	1	X	X	X
	Establishments with 50 to 99 employees	—	X	X	X
	Establishments with 100 to 249 employees	2	X	X	X
	Establishments with 250 to 499 employees	—	X	X	X
	Establishments with 500 to 999 employees	—	X	X	X
	Establishments with 1,000 employees or more	—	X	X	X
4244	Grocery and related product merchant wholesalers				
	All establishments	60	573	3 464	14 850
	Establishments with 1 to 4 employees	30	X	X	X
	Establishments with 5 to 9 employees	14	X	X	X
	Establishments with 10 to 19 employees	9	X	X	X
	Establishments with 20 to 49 employees	6	X	X	X
	Establishments with 50 to 99 employees	—	X	X	X
	Establishments with 100 to 249 employees	1	X	X	X
	Establishments with 250 to 499 employees	—	X	X	X
	Establishments with 500 to 999 employees	—	X	X	X
	Establishments with 1,000 employees or more	—	X	X	X
42443	Dairy product (except dried or canned) merchant wholesalers				
	All establishments	5	134	523	2 183
	Establishments with 1 to 4 employees	3	X	X	X
	Establishments with 5 to 9 employees	1	X	X	X
	Establishments with 10 to 19 employees	—	X	X	X
	Establishments with 20 to 49 employees	—	X	X	X
	Establishments with 50 to 99 employees	—	X	X	X
	Establishments with 100 to 249 employees	1	X	X	X
	Establishments with 250 to 499 employees	—	X	X	X
	Establishments with 500 to 999 employees	—	X	X	X
	Establishments with 1,000 employees or more	—	X	X	X
424430	Dairy product (except dried or canned) merchant wholesalers				
	All establishments	5	134	523	2 183
	Establishments with 1 to 4 employees	3	X	X	X
	Establishments with 5 to 9 employees	1	X	X	X
	Establishments with 10 to 19 employees	—	X	X	X
	Establishments with 20 to 49 employees	—	X	X	X
	Establishments with 50 to 99 employees	—	X	X	X
	Establishments with 100 to 249 employees	1	X	X	X
	Establishments with 250 to 499 employees	—	X	X	X
	Establishments with 500 to 999 employees	—	X	X	X
	Establishments with 1,000 employees or more	—	X	X	X
42445	Confectionery merchant wholesalers				
	All establishments	7	112	661	2 707
	Establishments with 1 to 4 employees	3	X	X	X
	Establishments with 5 to 9 employees	—	X	X	X
	Establishments with 10 to 19 employees	2	X	X	X
	Establishments with 20 to 49 employees	2	X	X	X
	Establishments with 50 to 99 employees	—	X	X	X
	Establishments with 100 to 249 employees	—	X	X	X
	Establishments with 250 to 499 employees	—	X	X	X
	Establishments with 500 to 999 employees	—	X	X	X
	Establishments with 1,000 employees or more	—	X	X	X
424450	Confectionery merchant wholesalers				
	All establishments	7	112	661	2 707
	Establishments with 1 to 4 employees	3	X	X	X
	Establishments with 5 to 9 employees	—	X	X	X
	Establishments with 10 to 19 employees	2	X	X	X
	Establishments with 20 to 49 employees	2	X	X	X
	Establishments with 50 to 99 employees	—	X	X	X
	Establishments with 100 to 249 employees	—	X	X	X
	Establishments with 250 to 499 employees	—	X	X	X
	Establishments with 500 to 999 employees	—	X	X	X
	Establishments with 1,000 employees or more	—	X	X	X

See footnotes at end of table.

Table 5. Establishments, Employees, and Payroll by Industry and Employment Size of Establishments by County: 2004—Con.

[Excludes most government employees, railroad employees, and self-employed persons. Size class 1 to 4 employees includes establishments having payroll, but no employees, during mid-March pay period. For meaning of abbreviations and symbols, see introductory text. For explanation of terms, see Appendix A. For statement on reliability, see the note at the end of the table and Appendix C]

NAICS code	Geography, kind of business, and employment size class	Establishments (number)	Paid employees for pay period including March 12 (number)	First-quarter payroll (\$1,000)	Annual payroll (\$1,000)
42	OCEAN—Con.				
	Wholesale trade—Con.				
424	Nondurable goods merchant wholesalers—Con.				
4244	Grocery and related product merchant wholesalers—Con.				
42449	Other grocery and related products merchant wholesalers				
	All establishments	17	108	779	3 386
	Establishments with 1 to 4 employees	11	X	X	X
	Establishments with 5 to 9 employees	4	X	X	X
	Establishments with 10 to 19 employees	1	X	X	X
	Establishments with 20 to 49 employees	1	X	X	X
	Establishments with 50 to 99 employees	—	X	X	X
	Establishments with 100 to 249 employees	—	X	X	X
	Establishments with 250 to 499 employees	—	X	X	X
	Establishments with 500 to 999 employees	—	X	X	X
	Establishments with 1,000 employees or more	—	X	X	X
424490	Other grocery and related products merchant wholesalers				
	All establishments	17	108	779	3 386
	Establishments with 1 to 4 employees	11	X	X	X
	Establishments with 5 to 9 employees	4	X	X	X
	Establishments with 10 to 19 employees	1	X	X	X
	Establishments with 20 to 49 employees	1	X	X	X
	Establishments with 50 to 99 employees	—	X	X	X
	Establishments with 100 to 249 employees	—	X	X	X
	Establishments with 250 to 499 employees	—	X	X	X
	Establishments with 500 to 999 employees	—	X	X	X
	Establishments with 1,000 employees or more	—	X	X	X
4246	Chemical and allied products merchant wholesalers				
	All establishments	16	160	1 347	6 201
	Establishments with 1 to 4 employees	11	X	X	X
	Establishments with 5 to 9 employees	2	X	X	X
	Establishments with 10 to 19 employees	1	X	X	X
	Establishments with 20 to 49 employees	1	X	X	X
	Establishments with 50 to 99 employees	1	X	X	X
	Establishments with 100 to 249 employees	—	X	X	X
	Establishments with 250 to 499 employees	—	X	X	X
	Establishments with 500 to 999 employees	—	X	X	X
	Establishments with 1,000 employees or more	—	X	X	X
42469	Other chemical and allied products merchant wholesalers				
	All establishments	13	157	1 313	6 065
	Establishments with 1 to 4 employees	8	X	X	X
	Establishments with 5 to 9 employees	2	X	X	X
	Establishments with 10 to 19 employees	1	X	X	X
	Establishments with 20 to 49 employees	1	X	X	X
	Establishments with 50 to 99 employees	1	X	X	X
	Establishments with 100 to 249 employees	—	X	X	X
	Establishments with 250 to 499 employees	—	X	X	X
	Establishments with 500 to 999 employees	—	X	X	X
	Establishments with 1,000 employees or more	—	X	X	X
424690	Other chemical and allied products merchant wholesalers				
	All establishments	13	157	1 313	6 065
	Establishments with 1 to 4 employees	8	X	X	X
	Establishments with 5 to 9 employees	2	X	X	X
	Establishments with 10 to 19 employees	1	X	X	X
	Establishments with 20 to 49 employees	1	X	X	X
	Establishments with 50 to 99 employees	1	X	X	X
	Establishments with 100 to 249 employees	—	X	X	X
	Establishments with 250 to 499 employees	—	X	X	X
	Establishments with 500 to 999 employees	—	X	X	X
	Establishments with 1,000 employees or more	—	X	X	X
4249	Miscellaneous nondurable goods merchant wholesalers				
	All establishments	24	100	588	2 877
	Establishments with 1 to 4 employees	13	X	X	X
	Establishments with 5 to 9 employees	9	X	X	X
	Establishments with 10 to 19 employees	2	X	X	X
	Establishments with 20 to 49 employees	—	X	X	X
	Establishments with 50 to 99 employees	—	X	X	X
	Establishments with 100 to 249 employees	—	X	X	X
	Establishments with 250 to 499 employees	—	X	X	X
	Establishments with 500 to 999 employees	—	X	X	X
	Establishments with 1,000 employees or more	—	X	X	X
425	Wholesale electronic markets and agents and brokers				
	All establishments	51	160	1 600	9 154
	Establishments with 1 to 4 employees	45	X	X	X
	Establishments with 5 to 9 employees	3	X	X	X
	Establishments with 10 to 19 employees	—	X	X	X
	Establishments with 20 to 49 employees	3	X	X	X
	Establishments with 50 to 99 employees	—	X	X	X
	Establishments with 100 to 249 employees	—	X	X	X
	Establishments with 250 to 499 employees	—	X	X	X
	Establishments with 500 to 999 employees	—	X	X	X
	Establishments with 1,000 employees or more	—	X	X	X

See footnotes at end of table.

Table 5. Establishments, Employees, and Payroll by Industry and Employment Size of Establishments by County: 2004—Con.

[Excludes most government employees, railroad employees, and self-employed persons. Size class 1 to 4 employees includes establishments having payroll, but no employees, during mid-March pay period. For meaning of abbreviations and symbols, see introductory text. For explanation of terms, see Appendix A. For statement on reliability, see the note at the end of the table and Appendix C]

NAICS code	Geography, kind of business, and employment size class	Establishments (number)	Paid employees for pay period including March 12 (number)	First-quarter payroll (\$1,000)	Annual payroll (\$1,000)
	OCEAN—Con.				
42	Wholesale trade—Con.				
425	Wholesale electronic markets and agents and brokers—Con.				
4251	Wholesale electronic markets and agents and brokers				
	All establishments	51	160	1 600	9 154
	Establishments with 1 to 4 employees	45	X	X	X
	Establishments with 5 to 9 employees	3	X	X	X
	Establishments with 10 to 19 employees	—	X	X	X
	Establishments with 20 to 49 employees	3	X	X	X
	Establishments with 50 to 99 employees	—	X	X	X
	Establishments with 100 to 249 employees	—	X	X	X
	Establishments with 250 to 499 employees	—	X	X	X
	Establishments with 500 to 999 employees	—	X	X	X
	Establishments with 1,000 employees or more	—	X	X	X
42512	Wholesale trade agents and brokers				
	All establishments	49	c	D	D
	Establishments with 1 to 4 employees	43	X	X	X
	Establishments with 5 to 9 employees	3	X	X	X
	Establishments with 10 to 19 employees	—	X	X	X
	Establishments with 20 to 49 employees	3	X	X	X
	Establishments with 50 to 99 employees	—	X	X	X
	Establishments with 100 to 249 employees	—	X	X	X
	Establishments with 250 to 499 employees	—	X	X	X
	Establishments with 500 to 999 employees	—	X	X	X
	Establishments with 1,000 employees or more	—	X	X	X
425120	Wholesale trade agents and brokers				
	All establishments	49	c	D	D
	Establishments with 1 to 4 employees	43	X	X	X
	Establishments with 5 to 9 employees	3	X	X	X
	Establishments with 10 to 19 employees	—	X	X	X
	Establishments with 20 to 49 employees	3	X	X	X
	Establishments with 50 to 99 employees	—	X	X	X
	Establishments with 100 to 249 employees	—	X	X	X
	Establishments with 250 to 499 employees	—	X	X	X
	Establishments with 500 to 999 employees	—	X	X	X
	Establishments with 1,000 employees or more	—	X	X	X
44-45	Retail trade				
	All establishments	2 000	27 476	147 719	652 636
	Establishments with 1 to 4 employees	980	X	X	X
	Establishments with 5 to 9 employees	436	X	X	X
	Establishments with 10 to 19 employees	283	X	X	X
	Establishments with 20 to 49 employees	201	X	X	X
	Establishments with 50 to 99 employees	47	X	X	X
	Establishments with 100 to 249 employees	40	X	X	X
	Establishments with 250 to 499 employees	13	X	X	X
	Establishments with 500 to 999 employees	—	X	X	X
	Establishments with 1,000 employees or more	—	X	X	X
441	Motor vehicle and parts dealers				
	All establishments	206	3 248	30 810	138 995
	Establishments with 1 to 4 employees	90	X	X	X
	Establishments with 5 to 9 employees	44	X	X	X
	Establishments with 10 to 19 employees	30	X	X	X
	Establishments with 20 to 49 employees	25	X	X	X
	Establishments with 50 to 99 employees	11	X	X	X
	Establishments with 100 to 249 employees	6	X	X	X
	Establishments with 250 to 499 employees	—	X	X	X
	Establishments with 500 to 999 employees	—	X	X	X
	Establishments with 1,000 employees or more	—	X	X	X
4411	Automobile dealers				
	All establishments	73	2 005	22 152	96 867
	Establishments with 1 to 4 employees	34	X	X	X
	Establishments with 5 to 9 employees	7	X	X	X
	Establishments with 10 to 19 employees	7	X	X	X
	Establishments with 20 to 49 employees	10	X	X	X
	Establishments with 50 to 99 employees	9	X	X	X
	Establishments with 100 to 249 employees	6	X	X	X
	Establishments with 250 to 499 employees	—	X	X	X
	Establishments with 500 to 999 employees	—	X	X	X
	Establishments with 1,000 employees or more	—	X	X	X
44111	New car dealers				
	All establishments	47	1 881	21 120	92 088
	Establishments with 1 to 4 employees	16	X	X	X
	Establishments with 5 to 9 employees	3	X	X	X
	Establishments with 10 to 19 employees	4	X	X	X
	Establishments with 20 to 49 employees	9	X	X	X
	Establishments with 50 to 99 employees	9	X	X	X
	Establishments with 100 to 249 employees	6	X	X	X
	Establishments with 250 to 499 employees	—	X	X	X
	Establishments with 500 to 999 employees	—	X	X	X
	Establishments with 1,000 employees or more	—	X	X	X

See footnotes at end of table.

Table 5. Establishments, Employees, and Payroll by Industry and Employment Size of Establishments by County: 2004—Con.

[Excludes most government employees, railroad employees, and self-employed persons. Size class 1 to 4 employees includes establishments having payroll, but no employees, during mid-March pay period. For meaning of abbreviations and symbols, see introductory text. For explanation of terms, see Appendix A. For statement on reliability, see the note at the end of the table and Appendix C]

NAICS code	Geography, kind of business, and employment size class	Establishments (number)	Paid employees for pay period including March 12 (number)	First-quarter payroll (\$1,000)	Annual payroll (\$1,000)
44-45	OCEAN—Con.				
	Retail trade—Con.				
441	Motor vehicle and parts dealers—Con.				
4411	Automobile dealers—Con.				
44111	New car dealers—Con.				
441110	New car dealers				
	All establishments	47	1 881	21 120	92 088
	Establishments with 1 to 4 employees	16	X	X	X
	Establishments with 5 to 9 employees	3	X	X	X
	Establishments with 10 to 19 employees	4	X	X	X
	Establishments with 20 to 49 employees	9	X	X	X
	Establishments with 50 to 99 employees	9	X	X	X
	Establishments with 100 to 249 employees	6	X	X	X
	Establishments with 250 to 499 employees	—	X	X	X
	Establishments with 500 to 999 employees	—	X	X	X
	Establishments with 1,000 employees or more	—	X	X	X
44112	Used car dealers				
	All establishments	26	124	1 032	4 779
	Establishments with 1 to 4 employees	18	X	X	X
	Establishments with 5 to 9 employees	4	X	X	X
	Establishments with 10 to 19 employees	3	X	X	X
	Establishments with 20 to 49 employees	1	X	X	X
	Establishments with 50 to 99 employees	—	X	X	X
	Establishments with 100 to 249 employees	—	X	X	X
	Establishments with 250 to 499 employees	—	X	X	X
	Establishments with 500 to 999 employees	—	X	X	X
	Establishments with 1,000 employees or more	—	X	X	X
441120	Used car dealers				
	All establishments	26	124	1 032	4 779
	Establishments with 1 to 4 employees	18	X	X	X
	Establishments with 5 to 9 employees	4	X	X	X
	Establishments with 10 to 19 employees	3	X	X	X
	Establishments with 20 to 49 employees	1	X	X	X
	Establishments with 50 to 99 employees	—	X	X	X
	Establishments with 100 to 249 employees	—	X	X	X
	Establishments with 250 to 499 employees	—	X	X	X
	Establishments with 500 to 999 employees	—	X	X	X
	Establishments with 1,000 employees or more	—	X	X	X
4412	Other motor vehicle dealers				
	All establishments	70	645	4 878	26 311
	Establishments with 1 to 4 employees	38	X	X	X
	Establishments with 5 to 9 employees	13	X	X	X
	Establishments with 10 to 19 employees	10	X	X	X
	Establishments with 20 to 49 employees	7	X	X	X
	Establishments with 50 to 99 employees	2	X	X	X
	Establishments with 100 to 249 employees	—	X	X	X
	Establishments with 250 to 499 employees	—	X	X	X
	Establishments with 500 to 999 employees	—	X	X	X
	Establishments with 1,000 employees or more	—	X	X	X
44122	Motorcycle, boat, and other motor vehicle dealers				
	All establishments	68	f	D	D
	Establishments with 1 to 4 employees	38	X	X	X
	Establishments with 5 to 9 employees	13	X	X	X
	Establishments with 10 to 19 employees	10	X	X	X
	Establishments with 20 to 49 employees	6	X	X	X
	Establishments with 50 to 99 employees	1	X	X	X
	Establishments with 100 to 249 employees	—	X	X	X
	Establishments with 250 to 499 employees	—	X	X	X
	Establishments with 500 to 999 employees	—	X	X	X
	Establishments with 1,000 employees or more	—	X	X	X
441222	Boat dealers				
	All establishments	58	460	3 353	18 915
	Establishments with 1 to 4 employees	32	X	X	X
	Establishments with 5 to 9 employees	11	X	X	X
	Establishments with 10 to 19 employees	10	X	X	X
	Establishments with 20 to 49 employees	4	X	X	X
	Establishments with 50 to 99 employees	1	X	X	X
	Establishments with 100 to 249 employees	—	X	X	X
	Establishments with 250 to 499 employees	—	X	X	X
	Establishments with 500 to 999 employees	—	X	X	X
	Establishments with 1,000 employees or more	—	X	X	X
4413	Automotive parts, accessories, and tire stores				
	All establishments	63	598	3 780	15 817
	Establishments with 1 to 4 employees	18	X	X	X
	Establishments with 5 to 9 employees	24	X	X	X
	Establishments with 10 to 19 employees	13	X	X	X
	Establishments with 20 to 49 employees	8	X	X	X
	Establishments with 50 to 99 employees	—	X	X	X
	Establishments with 100 to 249 employees	—	X	X	X
	Establishments with 250 to 499 employees	—	X	X	X
	Establishments with 500 to 999 employees	—	X	X	X
	Establishments with 1,000 employees or more	—	X	X	X

See footnotes at end of table.

Table 5. Establishments, Employees, and Payroll by Industry and Employment Size of Establishments by County: 2004—Con.

[Excludes most government employees, railroad employees, and self-employed persons. Size class 1 to 4 employees includes establishments having payroll, but no employees, during mid-March pay period. For meaning of abbreviations and symbols, see introductory text. For explanation of terms, see Appendix A. For statement on reliability, see the note at the end of the table and Appendix C]

NAICS code	Geography, kind of business, and employment size class	Establishments (number)	Paid employees for pay period including March 12 (number)	First-quarter payroll (\$1,000)	Annual payroll (\$1,000)
44-45	OCEAN—Con.				
	Retail trade—Con.				
441	Motor vehicle and parts dealers—Con.				
4413	Automotive parts, accessories, and tire stores—Con.				
44131	Automotive parts and accessories stores				
	All establishments	42	450	2 578	11 159
	Establishments with 1 to 4 employees	12	X	X	X
	Establishments with 5 to 9 employees	14	X	X	X
	Establishments with 10 to 19 employees	8	X	X	X
	Establishments with 20 to 49 employees	8	X	X	X
	Establishments with 50 to 99 employees	—	X	X	X
	Establishments with 100 to 249 employees	—	X	X	X
	Establishments with 250 to 499 employees	—	X	X	X
	Establishments with 500 to 999 employees	—	X	X	X
	Establishments with 1,000 employees or more	—	X	X	X
441310	Automotive parts and accessories stores				
	All establishments	42	450	2 578	11 159
	Establishments with 1 to 4 employees	12	X	X	X
	Establishments with 5 to 9 employees	14	X	X	X
	Establishments with 10 to 19 employees	8	X	X	X
	Establishments with 20 to 49 employees	8	X	X	X
	Establishments with 50 to 99 employees	—	X	X	X
	Establishments with 100 to 249 employees	—	X	X	X
	Establishments with 250 to 499 employees	—	X	X	X
	Establishments with 500 to 999 employees	—	X	X	X
	Establishments with 1,000 employees or more	—	X	X	X
44132	Tire dealers				
	All establishments	21	148	1 202	4 658
	Establishments with 1 to 4 employees	6	X	X	X
	Establishments with 5 to 9 employees	10	X	X	X
	Establishments with 10 to 19 employees	5	X	X	X
	Establishments with 20 to 49 employees	—	X	X	X
	Establishments with 50 to 99 employees	—	X	X	X
	Establishments with 100 to 249 employees	—	X	X	X
	Establishments with 250 to 499 employees	—	X	X	X
	Establishments with 500 to 999 employees	—	X	X	X
	Establishments with 1,000 employees or more	—	X	X	X
441320	Tire dealers				
	All establishments	21	148	1 202	4 658
	Establishments with 1 to 4 employees	6	X	X	X
	Establishments with 5 to 9 employees	10	X	X	X
	Establishments with 10 to 19 employees	5	X	X	X
	Establishments with 20 to 49 employees	—	X	X	X
	Establishments with 50 to 99 employees	—	X	X	X
	Establishments with 100 to 249 employees	—	X	X	X
	Establishments with 250 to 499 employees	—	X	X	X
	Establishments with 500 to 999 employees	—	X	X	X
	Establishments with 1,000 employees or more	—	X	X	X
442	Furniture and home furnishings stores				
	All establishments	134	1 039	6 580	28 747
	Establishments with 1 to 4 employees	76	X	X	X
	Establishments with 5 to 9 employees	28	X	X	X
	Establishments with 10 to 19 employees	20	X	X	X
	Establishments with 20 to 49 employees	8	X	X	X
	Establishments with 50 to 99 employees	2	X	X	X
	Establishments with 100 to 249 employees	—	X	X	X
	Establishments with 250 to 499 employees	—	X	X	X
	Establishments with 500 to 999 employees	—	X	X	X
	Establishments with 1,000 employees or more	—	X	X	X
4421	Furniture stores				
	All establishments	58	454	3 208	14 587
	Establishments with 1 to 4 employees	31	X	X	X
	Establishments with 5 to 9 employees	10	X	X	X
	Establishments with 10 to 19 employees	13	X	X	X
	Establishments with 20 to 49 employees	4	X	X	X
	Establishments with 50 to 99 employees	—	X	X	X
	Establishments with 100 to 249 employees	—	X	X	X
	Establishments with 250 to 499 employees	—	X	X	X
	Establishments with 500 to 999 employees	—	X	X	X
	Establishments with 1,000 employees or more	—	X	X	X
44211	Furniture stores				
	All establishments	58	454	3 208	14 587
	Establishments with 1 to 4 employees	31	X	X	X
	Establishments with 5 to 9 employees	10	X	X	X
	Establishments with 10 to 19 employees	13	X	X	X
	Establishments with 20 to 49 employees	4	X	X	X
	Establishments with 50 to 99 employees	—	X	X	X
	Establishments with 100 to 249 employees	—	X	X	X
	Establishments with 250 to 499 employees	—	X	X	X
	Establishments with 500 to 999 employees	—	X	X	X
	Establishments with 1,000 employees or more	—	X	X	X

See footnotes at end of table.

Table 5. Establishments, Employees, and Payroll by Industry and Employment Size of Establishments by County: 2004—Con.

[Excludes most government employees, railroad employees, and self-employed persons. Size class 1 to 4 employees includes establishments having payroll, but no employees, during mid-March pay period. For meaning of abbreviations and symbols, see introductory text. For explanation of terms, see Appendix A. For statement on reliability, see the note at the end of the table and Appendix C]

NAICS code	Geography, kind of business, and employment size class	Establishments (number)	Paid employees for pay period including March 12 (number)	First-quarter payroll (\$1,000)	Annual payroll (\$1,000)
	OCEAN—Con.				
44-45	Retail trade—Con.				
442	Furniture and home furnishings stores—Con.				
4421	Furniture stores—Con.				
44211	Furniture stores—Con.				
442110	Furniture stores				
	All establishments	58	454	3 208	14 587
	Establishments with 1 to 4 employees	31	X	X	X
	Establishments with 5 to 9 employees	10	X	X	X
	Establishments with 10 to 19 employees	13	X	X	X
	Establishments with 20 to 49 employees	4	X	X	X
	Establishments with 50 to 99 employees	—	X	X	X
	Establishments with 100 to 249 employees	—	X	X	X
	Establishments with 250 to 499 employees	—	X	X	X
	Establishments with 500 to 999 employees	—	X	X	X
	Establishments with 1,000 employees or more	—	X	X	X
4422	Home furnishings stores				
	All establishments	76	585	3 372	14 160
	Establishments with 1 to 4 employees	45	X	X	X
	Establishments with 5 to 9 employees	18	X	X	X
	Establishments with 10 to 19 employees	7	X	X	X
	Establishments with 20 to 49 employees	4	X	X	X
	Establishments with 50 to 99 employees	2	X	X	X
	Establishments with 100 to 249 employees	—	X	X	X
	Establishments with 250 to 499 employees	—	X	X	X
	Establishments with 500 to 999 employees	—	X	X	X
	Establishments with 1,000 employees or more	—	X	X	X
44221	Floor covering stores				
	All establishments	32	200	1 570	7 197
	Establishments with 1 to 4 employees	18	X	X	X
	Establishments with 5 to 9 employees	11	X	X	X
	Establishments with 10 to 19 employees	1	X	X	X
	Establishments with 20 to 49 employees	2	X	X	X
	Establishments with 50 to 99 employees	—	X	X	X
	Establishments with 100 to 249 employees	—	X	X	X
	Establishments with 250 to 499 employees	—	X	X	X
	Establishments with 500 to 999 employees	—	X	X	X
	Establishments with 1,000 employees or more	—	X	X	X
442210	Floor covering stores				
	All establishments	32	200	1 570	7 197
	Establishments with 1 to 4 employees	18	X	X	X
	Establishments with 5 to 9 employees	11	X	X	X
	Establishments with 10 to 19 employees	1	X	X	X
	Establishments with 20 to 49 employees	2	X	X	X
	Establishments with 50 to 99 employees	—	X	X	X
	Establishments with 100 to 249 employees	—	X	X	X
	Establishments with 250 to 499 employees	—	X	X	X
	Establishments with 500 to 999 employees	—	X	X	X
	Establishments with 1,000 employees or more	—	X	X	X
44229	Other home furnishings stores				
	All establishments	44	385	1 802	6 963
	Establishments with 1 to 4 employees	27	X	X	X
	Establishments with 5 to 9 employees	7	X	X	X
	Establishments with 10 to 19 employees	6	X	X	X
	Establishments with 20 to 49 employees	2	X	X	X
	Establishments with 50 to 99 employees	2	X	X	X
	Establishments with 100 to 249 employees	—	X	X	X
	Establishments with 250 to 499 employees	—	X	X	X
	Establishments with 500 to 999 employees	—	X	X	X
	Establishments with 1,000 employees or more	—	X	X	X
442299	All other home furnishings stores				
	All establishments	35	361	1 658	6 401
	Establishments with 1 to 4 employees	18	X	X	X
	Establishments with 5 to 9 employees	7	X	X	X
	Establishments with 10 to 19 employees	6	X	X	X
	Establishments with 20 to 49 employees	2	X	X	X
	Establishments with 50 to 99 employees	2	X	X	X
	Establishments with 100 to 249 employees	—	X	X	X
	Establishments with 250 to 499 employees	—	X	X	X
	Establishments with 500 to 999 employees	—	X	X	X
	Establishments with 1,000 employees or more	—	X	X	X
443	Electronics and appliance stores				
	All establishments	74	618	3 259	14 051
	Establishments with 1 to 4 employees	34	X	X	X
	Establishments with 5 to 9 employees	30	X	X	X
	Establishments with 10 to 19 employees	6	X	X	X
	Establishments with 20 to 49 employees	2	X	X	X
	Establishments with 50 to 99 employees	1	X	X	X
	Establishments with 100 to 249 employees	1	X	X	X
	Establishments with 250 to 499 employees	—	X	X	X
	Establishments with 500 to 999 employees	—	X	X	X
	Establishments with 1,000 employees or more	—	X	X	X

See footnotes at end of table.

Table 5. Establishments, Employees, and Payroll by Industry and Employment Size of Establishments by County: 2004—Con.

[Excludes most government employees, railroad employees, and self-employed persons. Size class 1 to 4 employees includes establishments having payroll, but no employees, during mid-March pay period. For meaning of abbreviations and symbols, see introductory text. For explanation of terms, see Appendix A. For statement on reliability, see the note at the end of the table and Appendix C]

NAICS code	Geography, kind of business, and employment size class	Establishments (number)	Paid employees for pay period including March 12 (number)	First-quarter payroll (\$1,000)	Annual payroll (\$1,000)
	OCEAN—Con.				
44-45	Retail trade—Con.				
443	Electronics and appliance stores—Con.				
4431	Electronics and appliance stores				
	All establishments	74	618	3 259	14 051
	Establishments with 1 to 4 employees	34	X	X	X
	Establishments with 5 to 9 employees	30	X	X	X
	Establishments with 10 to 19 employees	6	X	X	X
	Establishments with 20 to 49 employees	2	X	X	X
	Establishments with 50 to 99 employees	1	X	X	X
	Establishments with 100 to 249 employees	1	X	X	X
	Establishments with 250 to 499 employees	—	X	X	X
	Establishments with 500 to 999 employees	—	X	X	X
	Establishments with 1,000 employees or more	—	X	X	X
44311	Appliance, television, and other electronics stores				
	All establishments	54	529	2 809	11 499
	Establishments with 1 to 4 employees	22	X	X	X
	Establishments with 5 to 9 employees	24	X	X	X
	Establishments with 10 to 19 employees	4	X	X	X
	Establishments with 20 to 49 employees	2	X	X	X
	Establishments with 50 to 99 employees	1	X	X	X
	Establishments with 100 to 249 employees	1	X	X	X
	Establishments with 250 to 499 employees	—	X	X	X
	Establishments with 500 to 999 employees	—	X	X	X
	Establishments with 1,000 employees or more	—	X	X	X
443111	Household appliance stores				
	All establishments	21	126	917	4 466
	Establishments with 1 to 4 employees	9	X	X	X
	Establishments with 5 to 9 employees	8	X	X	X
	Establishments with 10 to 19 employees	4	X	X	X
	Establishments with 20 to 49 employees	—	X	X	X
	Establishments with 50 to 99 employees	—	X	X	X
	Establishments with 100 to 249 employees	—	X	X	X
	Establishments with 250 to 499 employees	—	X	X	X
	Establishments with 500 to 999 employees	—	X	X	X
	Establishments with 1,000 employees or more	—	X	X	X
443112	Radio, television, and other electronics stores				
	All establishments	33	403	1 892	7 033
	Establishments with 1 to 4 employees	13	X	X	X
	Establishments with 5 to 9 employees	16	X	X	X
	Establishments with 10 to 19 employees	—	X	X	X
	Establishments with 20 to 49 employees	2	X	X	X
	Establishments with 50 to 99 employees	1	X	X	X
	Establishments with 100 to 249 employees	1	X	X	X
	Establishments with 250 to 499 employees	—	X	X	X
	Establishments with 500 to 999 employees	—	X	X	X
	Establishments with 1,000 employees or more	—	X	X	X
444	Building material and garden equipment and supplies dealers				
	All establishments	148	2 520	18 151	84 138
	Establishments with 1 to 4 employees	77	X	X	X
	Establishments with 5 to 9 employees	25	X	X	X
	Establishments with 10 to 19 employees	25	X	X	X
	Establishments with 20 to 49 employees	12	X	X	X
	Establishments with 50 to 99 employees	2	X	X	X
	Establishments with 100 to 249 employees	6	X	X	X
	Establishments with 250 to 499 employees	1	X	X	X
	Establishments with 500 to 999 employees	—	X	X	X
	Establishments with 1,000 employees or more	—	X	X	X
4441	Building material and supplies dealers				
	All establishments	121	2 403	17 634	80 129
	Establishments with 1 to 4 employees	57	X	X	X
	Establishments with 5 to 9 employees	22	X	X	X
	Establishments with 10 to 19 employees	22	X	X	X
	Establishments with 20 to 49 employees	11	X	X	X
	Establishments with 50 to 99 employees	2	X	X	X
	Establishments with 100 to 249 employees	6	X	X	X
	Establishments with 250 to 499 employees	1	X	X	X
	Establishments with 500 to 999 employees	—	X	X	X
	Establishments with 1,000 employees or more	—	X	X	X
44411	Home centers				
	All establishments	9	1 103	7 410	29 199
	Establishments with 1 to 4 employees	1	X	X	X
	Establishments with 5 to 9 employees	3	X	X	X
	Establishments with 10 to 19 employees	—	X	X	X
	Establishments with 20 to 49 employees	—	X	X	X
	Establishments with 50 to 99 employees	—	X	X	X
	Establishments with 100 to 249 employees	4	X	X	X
	Establishments with 250 to 499 employees	1	X	X	X
	Establishments with 500 to 999 employees	—	X	X	X
	Establishments with 1,000 employees or more	—	X	X	X

See footnotes at end of table.

Table 5. Establishments, Employees, and Payroll by Industry and Employment Size of Establishments by County: 2004—Con.

[Excludes most government employees, railroad employees, and self-employed persons. Size class 1 to 4 employees includes establishments having payroll, but no employees, during mid-March pay period. For meaning of abbreviations and symbols, see introductory text. For explanation of terms, see Appendix A. For statement on reliability, see the note at the end of the table and Appendix C]

NAICS code	Geography, kind of business, and employment size class	Establishments (number)	Paid employees for pay period including March 12 (number)	First-quarter payroll (\$1,000)	Annual payroll (\$1,000)
44-45	OCEAN—Con.				
444	Retail trade—Con.				
4441	Building material and garden equipment and supplies dealers—Con.				
44411	Building material and supplies dealers—Con.				
444110	Home centers—Con.				
	Home centers				
	All establishments	9	1 103	7 410	29 199
	Establishments with 1 to 4 employees	1	X	X	X
	Establishments with 5 to 9 employees	3	X	X	X
	Establishments with 10 to 19 employees	—	X	X	X
	Establishments with 20 to 49 employees	—	X	X	X
	Establishments with 50 to 99 employees	—	X	X	X
	Establishments with 100 to 249 employees	4	X	X	X
	Establishments with 250 to 499 employees	1	X	X	X
	Establishments with 500 to 999 employees	—	X	X	X
	Establishments with 1,000 employees or more	—	X	X	X
44413	Hardware stores				
	All establishments	19	175	758	3 526
	Establishments with 1 to 4 employees	6	X	X	X
	Establishments with 5 to 9 employees	5	X	X	X
	Establishments with 10 to 19 employees	7	X	X	X
	Establishments with 20 to 49 employees	1	X	X	X
	Establishments with 50 to 99 employees	—	X	X	X
	Establishments with 100 to 249 employees	—	X	X	X
	Establishments with 250 to 499 employees	—	X	X	X
	Establishments with 500 to 999 employees	—	X	X	X
	Establishments with 1,000 employees or more	—	X	X	X
444130	Hardware stores				
	All establishments	19	175	758	3 526
	Establishments with 1 to 4 employees	6	X	X	X
	Establishments with 5 to 9 employees	5	X	X	X
	Establishments with 10 to 19 employees	7	X	X	X
	Establishments with 20 to 49 employees	1	X	X	X
	Establishments with 50 to 99 employees	—	X	X	X
	Establishments with 100 to 249 employees	—	X	X	X
	Establishments with 250 to 499 employees	—	X	X	X
	Establishments with 500 to 999 employees	—	X	X	X
	Establishments with 1,000 employees or more	—	X	X	X
44419	Other building material dealers				
	All establishments	79	1 043	8 903	44 855
	Establishments with 1 to 4 employees	41	X	X	X
	Establishments with 5 to 9 employees	12	X	X	X
	Establishments with 10 to 19 employees	12	X	X	X
	Establishments with 20 to 49 employees	10	X	X	X
	Establishments with 50 to 99 employees	2	X	X	X
	Establishments with 100 to 249 employees	2	X	X	X
	Establishments with 250 to 499 employees	—	X	X	X
	Establishments with 500 to 999 employees	—	X	X	X
	Establishments with 1,000 employees or more	—	X	X	X
444190	Other building material dealers				
	All establishments	79	1 043	8 903	44 855
	Establishments with 1 to 4 employees	41	X	X	X
	Establishments with 5 to 9 employees	12	X	X	X
	Establishments with 10 to 19 employees	12	X	X	X
	Establishments with 20 to 49 employees	10	X	X	X
	Establishments with 50 to 99 employees	2	X	X	X
	Establishments with 100 to 249 employees	2	X	X	X
	Establishments with 250 to 499 employees	—	X	X	X
	Establishments with 500 to 999 employees	—	X	X	X
	Establishments with 1,000 employees or more	—	X	X	X
4442	Lawn and garden equipment and supplies stores				
	All establishments	27	117	517	4 009
	Establishments with 1 to 4 employees	20	X	X	X
	Establishments with 5 to 9 employees	3	X	X	X
	Establishments with 10 to 19 employees	3	X	X	X
	Establishments with 20 to 49 employees	1	X	X	X
	Establishments with 50 to 99 employees	—	X	X	X
	Establishments with 100 to 249 employees	—	X	X	X
	Establishments with 250 to 499 employees	—	X	X	X
	Establishments with 500 to 999 employees	—	X	X	X
	Establishments with 1,000 employees or more	—	X	X	X
445	Food and beverage stores				
	All establishments	384	7 503	33 902	147 308
	Establishments with 1 to 4 employees	195	X	X	X
	Establishments with 5 to 9 employees	62	X	X	X
	Establishments with 10 to 19 employees	51	X	X	X
	Establishments with 20 to 49 employees	46	X	X	X
	Establishments with 50 to 99 employees	8	X	X	X
	Establishments with 100 to 249 employees	15	X	X	X
	Establishments with 250 to 499 employees	7	X	X	X
	Establishments with 500 to 999 employees	—	X	X	X
	Establishments with 1,000 employees or more	—	X	X	X

See footnotes at end of table.

Table 5. Establishments, Employees, and Payroll by Industry and Employment Size of Establishments by County: 2004—Con.

[Excludes most government employees, railroad employees, and self-employed persons. Size class 1 to 4 employees includes establishments having payroll, but no employees, during mid-March pay period. For meaning of abbreviations and symbols, see introductory text. For explanation of terms, see Appendix A. For statement on reliability, see the note at the end of the table and Appendix C]

NAICS code	Geography, kind of business, and employment size class	Establishments (number)	Paid employees for pay period including March 12 (number)	First-quarter payroll (\$1,000)	Annual payroll (\$1,000)
	OCEAN—Con.				
44-45	Retail trade—Con.				
445	Food and beverage stores—Con.				
4451	Grocery stores				
	All establishments	210	6 516	30 225	129 149
	Establishments with 1 to 4 employees	93	X	X	X
	Establishments with 5 to 9 employees	24	X	X	X
	Establishments with 10 to 19 employees	26	X	X	X
	Establishments with 20 to 49 employees	37	X	X	X
	Establishments with 50 to 99 employees	8	X	X	X
	Establishments with 100 to 249 employees	15	X	X	X
	Establishments with 250 to 499 employees	7	X	X	X
	Establishments with 500 to 999 employees	—	X	X	X
	Establishments with 1,000 employees or more	—	X	X	X
44511	Supermarkets and other grocery (except convenience) stores				
	All establishments	95	5 178	25 724	108 690
	Establishments with 1 to 4 employees	48	X	X	X
	Establishments with 5 to 9 employees	8	X	X	X
	Establishments with 10 to 19 employees	3	X	X	X
	Establishments with 20 to 49 employees	7	X	X	X
	Establishments with 50 to 99 employees	7	X	X	X
	Establishments with 100 to 249 employees	15	X	X	X
	Establishments with 250 to 499 employees	7	X	X	X
	Establishments with 500 to 999 employees	—	X	X	X
	Establishments with 1,000 employees or more	—	X	X	X
445110	Supermarkets and other grocery (except convenience) stores				
	All establishments	95	5 178	25 724	108 690
	Establishments with 1 to 4 employees	48	X	X	X
	Establishments with 5 to 9 employees	8	X	X	X
	Establishments with 10 to 19 employees	3	X	X	X
	Establishments with 20 to 49 employees	7	X	X	X
	Establishments with 50 to 99 employees	7	X	X	X
	Establishments with 100 to 249 employees	15	X	X	X
	Establishments with 250 to 499 employees	7	X	X	X
	Establishments with 500 to 999 employees	—	X	X	X
	Establishments with 1,000 employees or more	—	X	X	X
44512	Convenience stores				
	All establishments	115	1 338	4 501	20 459
	Establishments with 1 to 4 employees	45	X	X	X
	Establishments with 5 to 9 employees	16	X	X	X
	Establishments with 10 to 19 employees	23	X	X	X
	Establishments with 20 to 49 employees	30	X	X	X
	Establishments with 50 to 99 employees	1	X	X	X
	Establishments with 100 to 249 employees	—	X	X	X
	Establishments with 250 to 499 employees	—	X	X	X
	Establishments with 500 to 999 employees	—	X	X	X
	Establishments with 1,000 employees or more	—	X	X	X
445120	Convenience stores				
	All establishments	115	1 338	4 501	20 459
	Establishments with 1 to 4 employees	45	X	X	X
	Establishments with 5 to 9 employees	16	X	X	X
	Establishments with 10 to 19 employees	23	X	X	X
	Establishments with 20 to 49 employees	30	X	X	X
	Establishments with 50 to 99 employees	1	X	X	X
	Establishments with 100 to 249 employees	—	X	X	X
	Establishments with 250 to 499 employees	—	X	X	X
	Establishments with 500 to 999 employees	—	X	X	X
	Establishments with 1,000 employees or more	—	X	X	X
4452	Specialty food stores				
	All establishments	91	276	1 070	6 523
	Establishments with 1 to 4 employees	70	X	X	X
	Establishments with 5 to 9 employees	16	X	X	X
	Establishments with 10 to 19 employees	3	X	X	X
	Establishments with 20 to 49 employees	2	X	X	X
	Establishments with 50 to 99 employees	—	X	X	X
	Establishments with 100 to 249 employees	—	X	X	X
	Establishments with 250 to 499 employees	—	X	X	X
	Establishments with 500 to 999 employees	—	X	X	X
	Establishments with 1,000 employees or more	—	X	X	X
44521	Meat markets				
	All establishments	16	109	461	2 194
	Establishments with 1 to 4 employees	10	X	X	X
	Establishments with 5 to 9 employees	3	X	X	X
	Establishments with 10 to 19 employees	2	X	X	X
	Establishments with 20 to 49 employees	1	X	X	X
	Establishments with 50 to 99 employees	—	X	X	X
	Establishments with 100 to 249 employees	—	X	X	X
	Establishments with 250 to 499 employees	—	X	X	X
	Establishments with 500 to 999 employees	—	X	X	X
	Establishments with 1,000 employees or more	—	X	X	X

See footnotes at end of table.

Table 5. Establishments, Employees, and Payroll by Industry and Employment Size of Establishments by County: 2004—Con.

[Excludes most government employees, railroad employees, and self-employed persons. Size class 1 to 4 employees includes establishments having payroll, but no employees, during mid-March pay period. For meaning of abbreviations and symbols, see introductory text. For explanation of terms, see Appendix A. For statement on reliability, see the note at the end of the table and Appendix C]

NAICS code	Geography, kind of business, and employment size class	Establishments (number)	Paid employees for pay period including March 12 (number)	First-quarter payroll (\$1,000)	Annual payroll (\$1,000)
44-45	OCEAN—Con.				
	Retail trade—Con.				
445	Food and beverage stores—Con.				
4452	Specialty food stores—Con.				
44521	Meat markets—Con.				
445210	Meat markets				
	All establishments	16	109	461	2 194
	Establishments with 1 to 4 employees	10	X	X	X
	Establishments with 5 to 9 employees	3	X	X	X
	Establishments with 10 to 19 employees	2	X	X	X
	Establishments with 20 to 49 employees	1	X	X	X
	Establishments with 50 to 99 employees	—	X	X	X
	Establishments with 100 to 249 employees	—	X	X	X
	Establishments with 250 to 499 employees	—	X	X	X
	Establishments with 500 to 999 employees	—	X	X	X
	Establishments with 1,000 employees or more	—	X	X	X
4453	Beer, wine, and liquor stores				
	All establishments	83	711	2 607	11 636
	Establishments with 1 to 4 employees	32	X	X	X
	Establishments with 5 to 9 employees	22	X	X	X
	Establishments with 10 to 19 employees	22	X	X	X
	Establishments with 20 to 49 employees	7	X	X	X
	Establishments with 50 to 99 employees	—	X	X	X
	Establishments with 100 to 249 employees	—	X	X	X
	Establishments with 250 to 499 employees	—	X	X	X
	Establishments with 500 to 999 employees	—	X	X	X
	Establishments with 1,000 employees or more	—	X	X	X
44531	Beer, wine, and liquor stores				
	All establishments	83	711	2 607	11 636
	Establishments with 1 to 4 employees	32	X	X	X
	Establishments with 5 to 9 employees	22	X	X	X
	Establishments with 10 to 19 employees	22	X	X	X
	Establishments with 20 to 49 employees	7	X	X	X
	Establishments with 50 to 99 employees	—	X	X	X
	Establishments with 100 to 249 employees	—	X	X	X
	Establishments with 250 to 499 employees	—	X	X	X
	Establishments with 500 to 999 employees	—	X	X	X
	Establishments with 1,000 employees or more	—	X	X	X
445310	Beer, wine, and liquor stores				
	All establishments	83	711	2 607	11 636
	Establishments with 1 to 4 employees	32	X	X	X
	Establishments with 5 to 9 employees	22	X	X	X
	Establishments with 10 to 19 employees	22	X	X	X
	Establishments with 20 to 49 employees	7	X	X	X
	Establishments with 50 to 99 employees	—	X	X	X
	Establishments with 100 to 249 employees	—	X	X	X
	Establishments with 250 to 499 employees	—	X	X	X
	Establishments with 500 to 999 employees	—	X	X	X
	Establishments with 1,000 employees or more	—	X	X	X
446	Health and personal care stores				
	All establishments	161	2 150	11 593	45 399
	Establishments with 1 to 4 employees	59	X	X	X
	Establishments with 5 to 9 employees	29	X	X	X
	Establishments with 10 to 19 employees	29	X	X	X
	Establishments with 20 to 49 employees	40	X	X	X
	Establishments with 50 to 99 employees	4	X	X	X
	Establishments with 100 to 249 employees	—	X	X	X
	Establishments with 250 to 499 employees	—	X	X	X
	Establishments with 500 to 999 employees	—	X	X	X
	Establishments with 1,000 employees or more	—	X	X	X
4461	Health and personal care stores				
	All establishments	161	2 150	11 593	45 399
	Establishments with 1 to 4 employees	59	X	X	X
	Establishments with 5 to 9 employees	29	X	X	X
	Establishments with 10 to 19 employees	29	X	X	X
	Establishments with 20 to 49 employees	40	X	X	X
	Establishments with 50 to 99 employees	4	X	X	X
	Establishments with 100 to 249 employees	—	X	X	X
	Establishments with 250 to 499 employees	—	X	X	X
	Establishments with 500 to 999 employees	—	X	X	X
	Establishments with 1,000 employees or more	—	X	X	X
44611	Pharmacies and drug stores				
	All establishments	81	1 730	9 300	36 123
	Establishments with 1 to 4 employees	8	X	X	X
	Establishments with 5 to 9 employees	10	X	X	X
	Establishments with 10 to 19 employees	23	X	X	X
	Establishments with 20 to 49 employees	36	X	X	X
	Establishments with 50 to 99 employees	4	X	X	X
	Establishments with 100 to 249 employees	—	X	X	X
	Establishments with 250 to 499 employees	—	X	X	X
	Establishments with 500 to 999 employees	—	X	X	X
	Establishments with 1,000 employees or more	—	X	X	X

See footnotes at end of table.

Table 5. Establishments, Employees, and Payroll by Industry and Employment Size of Establishments by County: 2004—Con.

[Excludes most government employees, railroad employees, and self-employed persons. Size class 1 to 4 employees includes establishments having payroll, but no employees, during mid-March pay period. For meaning of abbreviations and symbols, see introductory text. For explanation of terms, see Appendix A. For statement on reliability, see the note at the end of the table and Appendix C]

NAICS code	Geography, kind of business, and employment size class	Establishments (number)	Paid employees for pay period including March 12 (number)	First-quarter payroll (\$1,000)	Annual payroll (\$1,000)
	OCEAN—Con.				
44-45	Retail trade—Con.				
446	Health and personal care stores—Con.				
4461	Health and personal care stores—Con.				
44611	Pharmacies and drug stores—Con.				
446110	Pharmacies and drug stores				
	All establishments	81	1 730	9 300	36 123
	Establishments with 1 to 4 employees	8	X	X	X
	Establishments with 5 to 9 employees	10	X	X	X
	Establishments with 10 to 19 employees	23	X	X	X
	Establishments with 20 to 49 employees	36	X	X	X
	Establishments with 50 to 99 employees	4	X	X	X
	Establishments with 100 to 249 employees	—	X	X	X
	Establishments with 250 to 499 employees	—	X	X	X
	Establishments with 500 to 999 employees	—	X	X	X
	Establishments with 1,000 employees or more	—	X	X	X
44613	Optical goods stores				
	All establishments	30	126	777	3 121
	Establishments with 1 to 4 employees	20	X	X	X
	Establishments with 5 to 9 employees	9	X	X	X
	Establishments with 10 to 19 employees	—	X	X	X
	Establishments with 20 to 49 employees	1	X	X	X
	Establishments with 50 to 99 employees	—	X	X	X
	Establishments with 100 to 249 employees	—	X	X	X
	Establishments with 250 to 499 employees	—	X	X	X
	Establishments with 500 to 999 employees	—	X	X	X
	Establishments with 1,000 employees or more	—	X	X	X
446130	Optical goods stores				
	All establishments	30	126	777	3 121
	Establishments with 1 to 4 employees	20	X	X	X
	Establishments with 5 to 9 employees	9	X	X	X
	Establishments with 10 to 19 employees	—	X	X	X
	Establishments with 20 to 49 employees	1	X	X	X
	Establishments with 50 to 99 employees	—	X	X	X
	Establishments with 100 to 249 employees	—	X	X	X
	Establishments with 250 to 499 employees	—	X	X	X
	Establishments with 500 to 999 employees	—	X	X	X
	Establishments with 1,000 employees or more	—	X	X	X
44619	Other health and personal care stores				
	All establishments	35	202	1 271	5 153
	Establishments with 1 to 4 employees	22	X	X	X
	Establishments with 5 to 9 employees	7	X	X	X
	Establishments with 10 to 19 employees	4	X	X	X
	Establishments with 20 to 49 employees	2	X	X	X
	Establishments with 50 to 99 employees	—	X	X	X
	Establishments with 100 to 249 employees	—	X	X	X
	Establishments with 250 to 499 employees	—	X	X	X
	Establishments with 500 to 999 employees	—	X	X	X
	Establishments with 1,000 employees or more	—	X	X	X
446199	All other health and personal care stores				
	All establishments	18	123	948	3 921
	Establishments with 1 to 4 employees	12	X	X	X
	Establishments with 5 to 9 employees	3	X	X	X
	Establishments with 10 to 19 employees	1	X	X	X
	Establishments with 20 to 49 employees	2	X	X	X
	Establishments with 50 to 99 employees	—	X	X	X
	Establishments with 100 to 249 employees	—	X	X	X
	Establishments with 250 to 499 employees	—	X	X	X
	Establishments with 500 to 999 employees	—	X	X	X
	Establishments with 1,000 employees or more	—	X	X	X
447	Gasoline stations				
	All establishments	138	1 222	4 826	20 293
	Establishments with 1 to 4 employees	63	X	X	X
	Establishments with 5 to 9 employees	39	X	X	X
	Establishments with 10 to 19 employees	16	X	X	X
	Establishments with 20 to 49 employees	20	X	X	X
	Establishments with 50 to 99 employees	—	X	X	X
	Establishments with 100 to 249 employees	—	X	X	X
	Establishments with 250 to 499 employees	—	X	X	X
	Establishments with 500 to 999 employees	—	X	X	X
	Establishments with 1,000 employees or more	—	X	X	X
4471	Gasoline stations				
	All establishments	138	1 222	4 826	20 293
	Establishments with 1 to 4 employees	63	X	X	X
	Establishments with 5 to 9 employees	39	X	X	X
	Establishments with 10 to 19 employees	16	X	X	X
	Establishments with 20 to 49 employees	20	X	X	X
	Establishments with 50 to 99 employees	—	X	X	X
	Establishments with 100 to 249 employees	—	X	X	X
	Establishments with 250 to 499 employees	—	X	X	X
	Establishments with 500 to 999 employees	—	X	X	X
	Establishments with 1,000 employees or more	—	X	X	X

See footnotes at end of table.

Table 5. Establishments, Employees, and Payroll by Industry and Employment Size of Establishments by County: 2004—Con.

[Excludes most government employees, railroad employees, and self-employed persons. Size class 1 to 4 employees includes establishments having payroll, but no employees, during mid-March pay period. For meaning of abbreviations and symbols, see introductory text. For explanation of terms, see Appendix A. For statement on reliability, see the note at the end of the table and Appendix C]

NAICS code	Geography, kind of business, and employment size class	Establishments (number)	Paid employees for pay period including March 12 (number)	First-quarter payroll (\$1,000)	Annual payroll (\$1,000)
	OCEAN—Con.				
44-45	Retail trade—Con.				
447	Gasoline stations—Con.				
4471	Gasoline stations—Con.				
44711	Gasoline stations with convenience stores				
	All establishments	57	773	2 870	12 112
	Establishments with 1 to 4 employees	20	X	X	X
	Establishments with 5 to 9 employees	14	X	X	X
	Establishments with 10 to 19 employees	5	X	X	X
	Establishments with 20 to 49 employees	18	X	X	X
	Establishments with 50 to 99 employees	—	X	X	X
	Establishments with 100 to 249 employees	—	X	X	X
	Establishments with 250 to 499 employees	—	X	X	X
	Establishments with 500 to 999 employees	—	X	X	X
	Establishments with 1,000 employees or more	—	X	X	X
447110	Gasoline stations with convenience stores				
	All establishments	57	773	2 870	12 112
	Establishments with 1 to 4 employees	20	X	X	X
	Establishments with 5 to 9 employees	14	X	X	X
	Establishments with 10 to 19 employees	5	X	X	X
	Establishments with 20 to 49 employees	18	X	X	X
	Establishments with 50 to 99 employees	—	X	X	X
	Establishments with 100 to 249 employees	—	X	X	X
	Establishments with 250 to 499 employees	—	X	X	X
	Establishments with 500 to 999 employees	—	X	X	X
	Establishments with 1,000 employees or more	—	X	X	X
44719	Other gasoline stations				
	All establishments	81	449	1 956	8 181
	Establishments with 1 to 4 employees	43	X	X	X
	Establishments with 5 to 9 employees	25	X	X	X
	Establishments with 10 to 19 employees	11	X	X	X
	Establishments with 20 to 49 employees	2	X	X	X
	Establishments with 50 to 99 employees	—	X	X	X
	Establishments with 100 to 249 employees	—	X	X	X
	Establishments with 250 to 499 employees	—	X	X	X
	Establishments with 500 to 999 employees	—	X	X	X
	Establishments with 1,000 employees or more	—	X	X	X
447190	Other gasoline stations				
	All establishments	81	449	1 956	8 181
	Establishments with 1 to 4 employees	43	X	X	X
	Establishments with 5 to 9 employees	25	X	X	X
	Establishments with 10 to 19 employees	11	X	X	X
	Establishments with 20 to 49 employees	2	X	X	X
	Establishments with 50 to 99 employees	—	X	X	X
	Establishments with 100 to 249 employees	—	X	X	X
	Establishments with 250 to 499 employees	—	X	X	X
	Establishments with 500 to 999 employees	—	X	X	X
	Establishments with 1,000 employees or more	—	X	X	X
448	Clothing and clothing accessories stores				
	All establishments	293	2 691	8 526	38 631
	Establishments with 1 to 4 employees	126	X	X	X
	Establishments with 5 to 9 employees	85	X	X	X
	Establishments with 10 to 19 employees	50	X	X	X
	Establishments with 20 to 49 employees	23	X	X	X
	Establishments with 50 to 99 employees	8	X	X	X
	Establishments with 100 to 249 employees	1	X	X	X
	Establishments with 250 to 499 employees	—	X	X	X
	Establishments with 500 to 999 employees	—	X	X	X
	Establishments with 1,000 employees or more	—	X	X	X
4481	Clothing stores				
	All establishments	193	2 122	6 265	28 519
	Establishments with 1 to 4 employees	82	X	X	X
	Establishments with 5 to 9 employees	43	X	X	X
	Establishments with 10 to 19 employees	39	X	X	X
	Establishments with 20 to 49 employees	20	X	X	X
	Establishments with 50 to 99 employees	8	X	X	X
	Establishments with 100 to 249 employees	1	X	X	X
	Establishments with 250 to 499 employees	—	X	X	X
	Establishments with 500 to 999 employees	—	X	X	X
	Establishments with 1,000 employees or more	—	X	X	X
44811	Men's clothing stores				
	All establishments	22	148	673	2 825
	Establishments with 1 to 4 employees	12	X	X	X
	Establishments with 5 to 9 employees	3	X	X	X
	Establishments with 10 to 19 employees	5	X	X	X
	Establishments with 20 to 49 employees	2	X	X	X
	Establishments with 50 to 99 employees	—	X	X	X
	Establishments with 100 to 249 employees	—	X	X	X
	Establishments with 250 to 499 employees	—	X	X	X
	Establishments with 500 to 999 employees	—	X	X	X
	Establishments with 1,000 employees or more	—	X	X	X

See footnotes at end of table.

Table 5. Establishments, Employees, and Payroll by Industry and Employment Size of Establishments by County: 2004—Con.

[Excludes most government employees, railroad employees, and self-employed persons. Size class 1 to 4 employees includes establishments having payroll, but no employees, during mid-March pay period. For meaning of abbreviations and symbols, see introductory text. For explanation of terms, see Appendix A. For statement on reliability, see the note at the end of the table and Appendix C]

NAICS code	Geography, kind of business, and employment size class	Establishments (number)	Paid employees for pay period including March 12 (number)	First-quarter payroll (\$1,000)	Annual payroll (\$1,000)
	OCEAN—Con.				
44-45	Retail trade—Con.				
448	Clothing and clothing accessories stores—Con.				
4481	Clothing stores—Con.				
44811	Men's clothing stores—Con.				
448110	Men's clothing stores				
	All establishments	22	148	673	2 825
	Establishments with 1 to 4 employees	12	X	X	X
	Establishments with 5 to 9 employees	3	X	X	X
	Establishments with 10 to 19 employees	5	X	X	X
	Establishments with 20 to 49 employees	2	X	X	X
	Establishments with 50 to 99 employees	—	X	X	X
	Establishments with 100 to 249 employees	—	X	X	X
	Establishments with 250 to 499 employees	—	X	X	X
	Establishments with 500 to 999 employees	—	X	X	X
	Establishments with 1,000 employees or more	—	X	X	X
44812	Women's clothing stores				
	All establishments	64	659	1 639	7 311
	Establishments with 1 to 4 employees	20	X	X	X
	Establishments with 5 to 9 employees	21	X	X	X
	Establishments with 10 to 19 employees	14	X	X	X
	Establishments with 20 to 49 employees	9	X	X	X
	Establishments with 50 to 99 employees	—	X	X	X
	Establishments with 100 to 249 employees	—	X	X	X
	Establishments with 250 to 499 employees	—	X	X	X
	Establishments with 500 to 999 employees	—	X	X	X
	Establishments with 1,000 employees or more	—	X	X	X
448120	Women's clothing stores				
	All establishments	64	659	1 639	7 311
	Establishments with 1 to 4 employees	20	X	X	X
	Establishments with 5 to 9 employees	21	X	X	X
	Establishments with 10 to 19 employees	14	X	X	X
	Establishments with 20 to 49 employees	9	X	X	X
	Establishments with 50 to 99 employees	—	X	X	X
	Establishments with 100 to 249 employees	—	X	X	X
	Establishments with 250 to 499 employees	—	X	X	X
	Establishments with 500 to 999 employees	—	X	X	X
	Establishments with 1,000 employees or more	—	X	X	X
44813	Children's and infants' clothing stores				
	All establishments	16	132	343	1 325
	Establishments with 1 to 4 employees	9	X	X	X
	Establishments with 5 to 9 employees	1	X	X	X
	Establishments with 10 to 19 employees	3	X	X	X
	Establishments with 20 to 49 employees	3	X	X	X
	Establishments with 50 to 99 employees	—	X	X	X
	Establishments with 100 to 249 employees	—	X	X	X
	Establishments with 250 to 499 employees	—	X	X	X
	Establishments with 500 to 999 employees	—	X	X	X
	Establishments with 1,000 employees or more	—	X	X	X
448130	Children's and infants' clothing stores				
	All establishments	16	132	343	1 325
	Establishments with 1 to 4 employees	9	X	X	X
	Establishments with 5 to 9 employees	1	X	X	X
	Establishments with 10 to 19 employees	3	X	X	X
	Establishments with 20 to 49 employees	3	X	X	X
	Establishments with 50 to 99 employees	—	X	X	X
	Establishments with 100 to 249 employees	—	X	X	X
	Establishments with 250 to 499 employees	—	X	X	X
	Establishments with 500 to 999 employees	—	X	X	X
	Establishments with 1,000 employees or more	—	X	X	X
44814	Family clothing stores				
	All establishments	57	924	2 761	13 381
	Establishments with 1 to 4 employees	19	X	X	X
	Establishments with 5 to 9 employees	11	X	X	X
	Establishments with 10 to 19 employees	14	X	X	X
	Establishments with 20 to 49 employees	6	X	X	X
	Establishments with 50 to 99 employees	7	X	X	X
	Establishments with 100 to 249 employees	—	X	X	X
	Establishments with 250 to 499 employees	—	X	X	X
	Establishments with 500 to 999 employees	—	X	X	X
	Establishments with 1,000 employees or more	—	X	X	X
448140	Family clothing stores				
	All establishments	57	924	2 761	13 381
	Establishments with 1 to 4 employees	19	X	X	X
	Establishments with 5 to 9 employees	11	X	X	X
	Establishments with 10 to 19 employees	14	X	X	X
	Establishments with 20 to 49 employees	6	X	X	X
	Establishments with 50 to 99 employees	7	X	X	X
	Establishments with 100 to 249 employees	—	X	X	X
	Establishments with 250 to 499 employees	—	X	X	X
	Establishments with 500 to 999 employees	—	X	X	X
	Establishments with 1,000 employees or more	—	X	X	X

See footnotes at end of table.

Table 5. Establishments, Employees, and Payroll by Industry and Employment Size of Establishments by County: 2004—Con.

[Excludes most government employees, railroad employees, and self-employed persons. Size class 1 to 4 employees includes establishments having payroll, but no employees, during mid-March pay period. For meaning of abbreviations and symbols, see introductory text. For explanation of terms, see Appendix A. For statement on reliability, see the note at the end of the table and Appendix C]

NAICS code	Geography, kind of business, and employment size class	Establishments (number)	Paid employees for pay period including March 12 (number)	First-quarter payroll (\$1,000)	Annual payroll (\$1,000)
	OCEAN—Con.				
44-45	Retail trade—Con.				
448	Clothing and clothing accessories stores—Con.				
4481	Clothing stores—Con.				
44814	Family clothing stores—Con.				
448140	Family clothing stores—Con.				
	All establishments—Con.				
	Establishments with 1,000 employees or more	—	X	X	X
44819	Other clothing stores				
	All establishments	25	236	795	3 376
	Establishments with 1 to 4 employees	16	X	X	X
	Establishments with 5 to 9 employees	5	X	X	X
	Establishments with 10 to 19 employees	2	X	X	X
	Establishments with 20 to 49 employees	—	X	X	X
	Establishments with 50 to 99 employees	1	X	X	X
	Establishments with 100 to 249 employees	1	X	X	X
	Establishments with 250 to 499 employees	—	X	X	X
	Establishments with 500 to 999 employees	—	X	X	X
	Establishments with 1,000 employees or more	—	X	X	X
448190	Other clothing stores				
	All establishments	25	236	795	3 376
	Establishments with 1 to 4 employees	16	X	X	X
	Establishments with 5 to 9 employees	5	X	X	X
	Establishments with 10 to 19 employees	2	X	X	X
	Establishments with 20 to 49 employees	—	X	X	X
	Establishments with 50 to 99 employees	1	X	X	X
	Establishments with 100 to 249 employees	1	X	X	X
	Establishments with 250 to 499 employees	—	X	X	X
	Establishments with 500 to 999 employees	—	X	X	X
	Establishments with 1,000 employees or more	—	X	X	X
4482	Shoe stores				
	All establishments	49	334	1 123	5 007
	Establishments with 1 to 4 employees	18	X	X	X
	Establishments with 5 to 9 employees	21	X	X	X
	Establishments with 10 to 19 employees	7	X	X	X
	Establishments with 20 to 49 employees	3	X	X	X
	Establishments with 50 to 99 employees	—	X	X	X
	Establishments with 100 to 249 employees	—	X	X	X
	Establishments with 250 to 499 employees	—	X	X	X
	Establishments with 500 to 999 employees	—	X	X	X
	Establishments with 1,000 employees or more	—	X	X	X
44821	Shoe stores				
	All establishments	49	334	1 123	5 007
	Establishments with 1 to 4 employees	18	X	X	X
	Establishments with 5 to 9 employees	21	X	X	X
	Establishments with 10 to 19 employees	7	X	X	X
	Establishments with 20 to 49 employees	3	X	X	X
	Establishments with 50 to 99 employees	—	X	X	X
	Establishments with 100 to 249 employees	—	X	X	X
	Establishments with 250 to 499 employees	—	X	X	X
	Establishments with 500 to 999 employees	—	X	X	X
	Establishments with 1,000 employees or more	—	X	X	X
448210	Shoe stores				
	All establishments	49	334	1 123	5 007
	Establishments with 1 to 4 employees	18	X	X	X
	Establishments with 5 to 9 employees	21	X	X	X
	Establishments with 10 to 19 employees	7	X	X	X
	Establishments with 20 to 49 employees	3	X	X	X
	Establishments with 50 to 99 employees	—	X	X	X
	Establishments with 100 to 249 employees	—	X	X	X
	Establishments with 250 to 499 employees	—	X	X	X
	Establishments with 500 to 999 employees	—	X	X	X
	Establishments with 1,000 employees or more	—	X	X	X
4483	Jewelry, luggage, and leather goods stores				
	All establishments	51	235	1 138	5 105
	Establishments with 1 to 4 employees	26	X	X	X
	Establishments with 5 to 9 employees	21	X	X	X
	Establishments with 10 to 19 employees	4	X	X	X
	Establishments with 20 to 49 employees	—	X	X	X
	Establishments with 50 to 99 employees	—	X	X	X
	Establishments with 100 to 249 employees	—	X	X	X
	Establishments with 250 to 499 employees	—	X	X	X
	Establishments with 500 to 999 employees	—	X	X	X
	Establishments with 1,000 employees or more	—	X	X	X

See footnotes at end of table.

Table 5. Establishments, Employees, and Payroll by Industry and Employment Size of Establishments by County: 2004—Con.

[Excludes most government employees, railroad employees, and self-employed persons. Size class 1 to 4 employees includes establishments having payroll, but no employees, during mid-March pay period. For meaning of abbreviations and symbols, see introductory text. For explanation of terms, see Appendix A. For statement on reliability, see the note at the end of the table and Appendix C]

NAICS code	Geography, kind of business, and employment size class	Establishments (number)	Paid employees for pay period including March 12 (number)	First-quarter payroll (\$1,000)	Annual payroll (\$1,000)
	OCEAN—Con.				
44-45	Retail trade—Con.				
448	Clothing and clothing accessories stores—Con.				
4483	Jewelry, luggage, and leather goods stores—Con.				
44831	Jewelry stores				
	All establishments	48	215	1 075	4 778
	Establishments with 1 to 4 employees	25	X	X	X
	Establishments with 5 to 9 employees	19	X	X	X
	Establishments with 10 to 19 employees	4	X	X	X
	Establishments with 20 to 49 employees	—	X	X	X
	Establishments with 50 to 99 employees	—	X	X	X
	Establishments with 100 to 249 employees	—	X	X	X
	Establishments with 250 to 499 employees	—	X	X	X
	Establishments with 500 to 999 employees	—	X	X	X
	Establishments with 1,000 employees or more	—	X	X	X
448310	Jewelry stores				
	All establishments	48	215	1 075	4 778
	Establishments with 1 to 4 employees	25	X	X	X
	Establishments with 5 to 9 employees	19	X	X	X
	Establishments with 10 to 19 employees	4	X	X	X
	Establishments with 20 to 49 employees	—	X	X	X
	Establishments with 50 to 99 employees	—	X	X	X
	Establishments with 100 to 249 employees	—	X	X	X
	Establishments with 250 to 499 employees	—	X	X	X
	Establishments with 500 to 999 employees	—	X	X	X
	Establishments with 1,000 employees or more	—	X	X	X
451	Sporting goods, hobby, book, and music stores				
	All establishments	109	922	2 924	13 946
	Establishments with 1 to 4 employees	59	X	X	X
	Establishments with 5 to 9 employees	21	X	X	X
	Establishments with 10 to 19 employees	19	X	X	X
	Establishments with 20 to 49 employees	6	X	X	X
	Establishments with 50 to 99 employees	4	X	X	X
	Establishments with 100 to 249 employees	—	X	X	X
	Establishments with 250 to 499 employees	—	X	X	X
	Establishments with 500 to 999 employees	—	X	X	X
	Establishments with 1,000 employees or more	—	X	X	X
4511	Sporting goods, hobby, and musical instrument stores				
	All establishments	84	699	2 355	11 534
	Establishments with 1 to 4 employees	47	X	X	X
	Establishments with 5 to 9 employees	15	X	X	X
	Establishments with 10 to 19 employees	14	X	X	X
	Establishments with 20 to 49 employees	5	X	X	X
	Establishments with 50 to 99 employees	3	X	X	X
	Establishments with 100 to 249 employees	—	X	X	X
	Establishments with 250 to 499 employees	—	X	X	X
	Establishments with 500 to 999 employees	—	X	X	X
	Establishments with 1,000 employees or more	—	X	X	X
45111	Sporting goods stores				
	All establishments	54	320	1 213	5 935
	Establishments with 1 to 4 employees	36	X	X	X
	Establishments with 5 to 9 employees	8	X	X	X
	Establishments with 10 to 19 employees	6	X	X	X
	Establishments with 20 to 49 employees	3	X	X	X
	Establishments with 50 to 99 employees	1	X	X	X
	Establishments with 100 to 249 employees	—	X	X	X
	Establishments with 250 to 499 employees	—	X	X	X
	Establishments with 500 to 999 employees	—	X	X	X
	Establishments with 1,000 employees or more	—	X	X	X
451110	Sporting goods stores				
	All establishments	54	320	1 213	5 935
	Establishments with 1 to 4 employees	36	X	X	X
	Establishments with 5 to 9 employees	8	X	X	X
	Establishments with 10 to 19 employees	6	X	X	X
	Establishments with 20 to 49 employees	3	X	X	X
	Establishments with 50 to 99 employees	1	X	X	X
	Establishments with 100 to 249 employees	—	X	X	X
	Establishments with 250 to 499 employees	—	X	X	X
	Establishments with 500 to 999 employees	—	X	X	X
	Establishments with 1,000 employees or more	—	X	X	X
45112	Hobby, toy, and game stores				
	All establishments	22	322	946	4 820
	Establishments with 1 to 4 employees	7	X	X	X
	Establishments with 5 to 9 employees	5	X	X	X
	Establishments with 10 to 19 employees	6	X	X	X
	Establishments with 20 to 49 employees	2	X	X	X
	Establishments with 50 to 99 employees	2	X	X	X
	Establishments with 100 to 249 employees	—	X	X	X
	Establishments with 250 to 499 employees	—	X	X	X
	Establishments with 500 to 999 employees	—	X	X	X
	Establishments with 1,000 employees or more	—	X	X	X

See footnotes at end of table.

Table 5. Establishments, Employees, and Payroll by Industry and Employment Size of Establishments by County: 2004—Con.

[Excludes most government employees, railroad employees, and self-employed persons. Size class 1 to 4 employees includes establishments having payroll, but no employees, during mid-March pay period. For meaning of abbreviations and symbols, see introductory text. For explanation of terms, see Appendix A. For statement on reliability, see the note at the end of the table and Appendix C]

NAICS code	Geography, kind of business, and employment size class	Establishments (number)	Paid employees for pay period including March 12 (number)	First-quarter payroll (\$1,000)	Annual payroll (\$1,000)
44-45	OCEAN—Con.				
	Retail trade—Con.				
451	Sporting goods, hobby, book, and music stores—Con.				
4511	Sporting goods, hobby, and musical instrument stores—Con.				
45112	Hobby, toy, and game stores—Con.				
451120	Hobby, toy, and game stores				
	All establishments	22	322	946	4 820
	Establishments with 1 to 4 employees	7	X	X	X
	Establishments with 5 to 9 employees	5	X	X	X
	Establishments with 10 to 19 employees	6	X	X	X
	Establishments with 20 to 49 employees	2	X	X	X
	Establishments with 50 to 99 employees	2	X	X	X
	Establishments with 100 to 249 employees	—	X	X	X
	Establishments with 250 to 499 employees	—	X	X	X
	Establishments with 500 to 999 employees	—	X	X	X
	Establishments with 1,000 employees or more	—	X	X	X
4512	Book, periodical, and music stores				
	All establishments	25	223	569	2 412
	Establishments with 1 to 4 employees	12	X	X	X
	Establishments with 5 to 9 employees	6	X	X	X
	Establishments with 10 to 19 employees	5	X	X	X
	Establishments with 20 to 49 employees	1	X	X	X
	Establishments with 50 to 99 employees	1	X	X	X
	Establishments with 100 to 249 employees	—	X	X	X
	Establishments with 250 to 499 employees	—	X	X	X
	Establishments with 500 to 999 employees	—	X	X	X
	Establishments with 1,000 employees or more	—	X	X	X
45121	Book stores and news dealers				
	All establishments	17	133	409	1 647
	Establishments with 1 to 4 employees	9	X	X	X
	Establishments with 5 to 9 employees	4	X	X	X
	Establishments with 10 to 19 employees	3	X	X	X
	Establishments with 20 to 49 employees	—	X	X	X
	Establishments with 50 to 99 employees	1	X	X	X
	Establishments with 100 to 249 employees	—	X	X	X
	Establishments with 250 to 499 employees	—	X	X	X
	Establishments with 500 to 999 employees	—	X	X	X
	Establishments with 1,000 employees or more	—	X	X	X
451211	Book stores				
	All establishments	9	c	D	D
	Establishments with 1 to 4 employees	2	X	X	X
	Establishments with 5 to 9 employees	3	X	X	X
	Establishments with 10 to 19 employees	3	X	X	X
	Establishments with 20 to 49 employees	—	X	X	X
	Establishments with 50 to 99 employees	1	X	X	X
	Establishments with 100 to 249 employees	—	X	X	X
	Establishments with 250 to 499 employees	—	X	X	X
	Establishments with 500 to 999 employees	—	X	X	X
	Establishments with 1,000 employees or more	—	X	X	X
452	General merchandise stores				
	All establishments	65	3 592	15 626	67 605
	Establishments with 1 to 4 employees	20	X	X	X
	Establishments with 5 to 9 employees	14	X	X	X
	Establishments with 10 to 19 employees	10	X	X	X
	Establishments with 20 to 49 employees	4	X	X	X
	Establishments with 50 to 99 employees	3	X	X	X
	Establishments with 100 to 249 employees	9	X	X	X
	Establishments with 250 to 499 employees	5	X	X	X
	Establishments with 500 to 999 employees	—	X	X	X
	Establishments with 1,000 employees or more	—	X	X	X
4521	Department stores				
	All establishments	16	2 923	12 368	51 656
	Establishments with 1 to 4 employees	1	X	X	X
	Establishments with 5 to 9 employees	—	X	X	X
	Establishments with 10 to 19 employees	—	X	X	X
	Establishments with 20 to 49 employees	—	X	X	X
	Establishments with 50 to 99 employees	3	X	X	X
	Establishments with 100 to 249 employees	7	X	X	X
	Establishments with 250 to 499 employees	5	X	X	X
	Establishments with 500 to 999 employees	—	X	X	X
	Establishments with 1,000 employees or more	—	X	X	X
45211	Department stores				
	All establishments	16	2 923	12 368	51 656
	Establishments with 1 to 4 employees	1	X	X	X
	Establishments with 5 to 9 employees	—	X	X	X
	Establishments with 10 to 19 employees	—	X	X	X
	Establishments with 20 to 49 employees	—	X	X	X
	Establishments with 50 to 99 employees	3	X	X	X
	Establishments with 100 to 249 employees	7	X	X	X
	Establishments with 250 to 499 employees	5	X	X	X
	Establishments with 500 to 999 employees	—	X	X	X
	Establishments with 1,000 employees or more	—	X	X	X

See footnotes at end of table.

Table 5. Establishments, Employees, and Payroll by Industry and Employment Size of Establishments by County: 2004—Con.

[Excludes most government employees, railroad employees, and self-employed persons. Size class 1 to 4 employees includes establishments having payroll, but no employees, during mid-March pay period. For meaning of abbreviations and symbols, see introductory text. For explanation of terms, see Appendix A. For statement on reliability, see the note at the end of the table and Appendix C]

NAICS code	Geography, kind of business, and employment size class	Establishments (number)	Paid employees for pay period including March 12 (number)	First-quarter payroll (\$1,000)	Annual payroll (\$1,000)
	OCEAN—Con.				
44-45	Retail trade—Con.				
452	General merchandise stores—Con.				
4521	Department stores—Con.				
45211	Department stores—Con.				
452111	Department stores (except discount department stores)				
	All establishments	5	961	4 110	18 235
	Establishments with 1 to 4 employees	—	X	X	X
	Establishments with 5 to 9 employees	—	X	X	X
	Establishments with 10 to 19 employees	—	X	X	X
	Establishments with 20 to 49 employees	—	X	X	X
	Establishments with 50 to 99 employees	1	X	X	X
	Establishments with 100 to 249 employees	4	X	X	X
	Establishments with 250 to 499 employees	—	X	X	X
	Establishments with 500 to 999 employees	—	X	X	X
	Establishments with 1,000 employees or more	—	X	X	X
452112	Discount department stores				
	All establishments	11	1 962	8 258	33 421
	Establishments with 1 to 4 employees	1	X	X	X
	Establishments with 5 to 9 employees	—	X	X	X
	Establishments with 10 to 19 employees	—	X	X	X
	Establishments with 20 to 49 employees	—	X	X	X
	Establishments with 50 to 99 employees	2	X	X	X
	Establishments with 100 to 249 employees	3	X	X	X
	Establishments with 250 to 499 employees	5	X	X	X
	Establishments with 500 to 999 employees	—	X	X	X
	Establishments with 1,000 employees or more	—	X	X	X
4529	Other general merchandise stores				
	All establishments	49	669	3 258	15 949
	Establishments with 1 to 4 employees	19	X	X	X
	Establishments with 5 to 9 employees	14	X	X	X
	Establishments with 10 to 19 employees	10	X	X	X
	Establishments with 20 to 49 employees	4	X	X	X
	Establishments with 50 to 99 employees	—	X	X	X
	Establishments with 100 to 249 employees	2	X	X	X
	Establishments with 250 to 499 employees	—	X	X	X
	Establishments with 500 to 999 employees	—	X	X	X
	Establishments with 1,000 employees or more	—	X	X	X
45291	Warehouse clubs and supercenters				
	All establishments	2	e	D	D
	Establishments with 1 to 4 employees	—	X	X	X
	Establishments with 5 to 9 employees	—	X	X	X
	Establishments with 10 to 19 employees	—	X	X	X
	Establishments with 20 to 49 employees	—	X	X	X
	Establishments with 50 to 99 employees	—	X	X	X
	Establishments with 100 to 249 employees	2	X	X	X
	Establishments with 250 to 499 employees	—	X	X	X
	Establishments with 500 to 999 employees	—	X	X	X
	Establishments with 1,000 employees or more	—	X	X	X
452910	Warehouse clubs and supercenters				
	All establishments	2	e	D	D
	Establishments with 1 to 4 employees	—	X	X	X
	Establishments with 5 to 9 employees	—	X	X	X
	Establishments with 10 to 19 employees	—	X	X	X
	Establishments with 20 to 49 employees	—	X	X	X
	Establishments with 50 to 99 employees	—	X	X	X
	Establishments with 100 to 249 employees	2	X	X	X
	Establishments with 250 to 499 employees	—	X	X	X
	Establishments with 500 to 999 employees	—	X	X	X
	Establishments with 1,000 employees or more	—	X	X	X
45299	All other general merchandise stores				
	All establishments	47	e	D	D
	Establishments with 1 to 4 employees	19	X	X	X
	Establishments with 5 to 9 employees	14	X	X	X
	Establishments with 10 to 19 employees	10	X	X	X
	Establishments with 20 to 49 employees	4	X	X	X
	Establishments with 50 to 99 employees	—	X	X	X
	Establishments with 100 to 249 employees	—	X	X	X
	Establishments with 250 to 499 employees	—	X	X	X
	Establishments with 500 to 999 employees	—	X	X	X
	Establishments with 1,000 employees or more	—	X	X	X
452990	All other general merchandise stores				
	All establishments	47	e	D	D
	Establishments with 1 to 4 employees	19	X	X	X
	Establishments with 5 to 9 employees	14	X	X	X
	Establishments with 10 to 19 employees	10	X	X	X
	Establishments with 20 to 49 employees	4	X	X	X
	Establishments with 50 to 99 employees	—	X	X	X
	Establishments with 100 to 249 employees	—	X	X	X
	Establishments with 250 to 499 employees	—	X	X	X
	Establishments with 500 to 999 employees	—	X	X	X
	Establishments with 1,000 employees or more	—	X	X	X

See footnotes at end of table.

Table 5. Establishments, Employees, and Payroll by Industry and Employment Size of Establishments by County: 2004—Con.

[Excludes most government employees, railroad employees, and self-employed persons. Size class 1 to 4 employees includes establishments having payroll, but no employees, during mid-March pay period. For meaning of abbreviations and symbols, see introductory text. For explanation of terms, see Appendix A. For statement on reliability, see the note at the end of the table and Appendix C]

NAICS code	Geography, kind of business, and employment size class	Establishments (number)	Paid employees for pay period including March 12 (number)	First-quarter payroll (\$1,000)	Annual payroll (\$1,000)
	OCEAN—Con.				
44-45	Retail trade—Con.				
452	General merchandise stores—Con.				
4529	Other general merchandise stores—Con.				
45299	All other general merchandise stores—Con.				
452990	All other general merchandise stores—Con.				
	All establishments—Con.				
	Establishments with 1,000 employees or more	—	X	X	X
453	Miscellaneous store retailers				
	All establishments	218	1 218	4 626	23 837
	Establishments with 1 to 4 employees	138	X	X	X
	Establishments with 5 to 9 employees	46	X	X	X
	Establishments with 10 to 19 employees	22	X	X	X
	Establishments with 20 to 49 employees	10	X	X	X
	Establishments with 50 to 99 employees	2	X	X	X
	Establishments with 100 to 249 employees	—	X	X	X
	Establishments with 250 to 499 employees	—	X	X	X
	Establishments with 500 to 999 employees	—	X	X	X
	Establishments with 1,000 employees or more	—	X	X	X
4531	Florists				
	All establishments	52	225	776	3 545
	Establishments with 1 to 4 employees	33	X	X	X
	Establishments with 5 to 9 employees	15	X	X	X
	Establishments with 10 to 19 employees	4	X	X	X
	Establishments with 20 to 49 employees	—	X	X	X
	Establishments with 50 to 99 employees	—	X	X	X
	Establishments with 100 to 249 employees	—	X	X	X
	Establishments with 250 to 499 employees	—	X	X	X
	Establishments with 500 to 999 employees	—	X	X	X
	Establishments with 1,000 employees or more	—	X	X	X
45311	Florists				
	All establishments	52	225	776	3 545
	Establishments with 1 to 4 employees	33	X	X	X
	Establishments with 5 to 9 employees	15	X	X	X
	Establishments with 10 to 19 employees	4	X	X	X
	Establishments with 20 to 49 employees	—	X	X	X
	Establishments with 50 to 99 employees	—	X	X	X
	Establishments with 100 to 249 employees	—	X	X	X
	Establishments with 250 to 499 employees	—	X	X	X
	Establishments with 500 to 999 employees	—	X	X	X
	Establishments with 1,000 employees or more	—	X	X	X
453110	Florists				
	All establishments	52	225	776	3 545
	Establishments with 1 to 4 employees	33	X	X	X
	Establishments with 5 to 9 employees	15	X	X	X
	Establishments with 10 to 19 employees	4	X	X	X
	Establishments with 20 to 49 employees	—	X	X	X
	Establishments with 50 to 99 employees	—	X	X	X
	Establishments with 100 to 249 employees	—	X	X	X
	Establishments with 250 to 499 employees	—	X	X	X
	Establishments with 500 to 999 employees	—	X	X	X
	Establishments with 1,000 employees or more	—	X	X	X
4532	Office supplies, stationery, and gift stores				
	All establishments	79	520	1 914	8 872
	Establishments with 1 to 4 employees	46	X	X	X
	Establishments with 5 to 9 employees	16	X	X	X
	Establishments with 10 to 19 employees	10	X	X	X
	Establishments with 20 to 49 employees	6	X	X	X
	Establishments with 50 to 99 employees	1	X	X	X
	Establishments with 100 to 249 employees	—	X	X	X
	Establishments with 250 to 499 employees	—	X	X	X
	Establishments with 500 to 999 employees	—	X	X	X
	Establishments with 1,000 employees or more	—	X	X	X
45321	Office supplies and stationery stores				
	All establishments	9	181	806	3 295
	Establishments with 1 to 4 employees	2	X	X	X
	Establishments with 5 to 9 employees	2	X	X	X
	Establishments with 10 to 19 employees	1	X	X	X
	Establishments with 20 to 49 employees	3	X	X	X
	Establishments with 50 to 99 employees	1	X	X	X
	Establishments with 100 to 249 employees	—	X	X	X
	Establishments with 250 to 499 employees	—	X	X	X
	Establishments with 500 to 999 employees	—	X	X	X
	Establishments with 1,000 employees or more	—	X	X	X

See footnotes at end of table.

Table 5. Establishments, Employees, and Payroll by Industry and Employment Size of Establishments by County: 2004—Con.

[Excludes most government employees, railroad employees, and self-employed persons. Size class 1 to 4 employees includes establishments having payroll, but no employees, during mid-March pay period. For meaning of abbreviations and symbols, see introductory text. For explanation of terms, see Appendix A. For statement on reliability, see the note at the end of the table and Appendix C]

NAICS code	Geography, kind of business, and employment size class	Establishments (number)	Paid employees for pay period including March 12 (number)	First-quarter payroll (\$1,000)	Annual payroll (\$1,000)
44-45	OCEAN—Con.				
	Retail trade—Con.				
453	Miscellaneous store retailers—Con.				
4532	Office supplies, stationery, and gift stores—Con.				
45321	Office supplies and stationery stores—Con.				
453210	Office supplies and stationery stores				
	All establishments	9	181	806	3 295
	Establishments with 1 to 4 employees	2	X	X	X
	Establishments with 5 to 9 employees	2	X	X	X
	Establishments with 10 to 19 employees	1	X	X	X
	Establishments with 20 to 49 employees	3	X	X	X
	Establishments with 50 to 99 employees	1	X	X	X
	Establishments with 100 to 249 employees	—	X	X	X
	Establishments with 250 to 499 employees	—	X	X	X
	Establishments with 500 to 999 employees	—	X	X	X
	Establishments with 1,000 employees or more	—	X	X	X
45322	Gift, novelty, and souvenir stores				
	All establishments	70	339	1 108	5 577
	Establishments with 1 to 4 employees	44	X	X	X
	Establishments with 5 to 9 employees	14	X	X	X
	Establishments with 10 to 19 employees	9	X	X	X
	Establishments with 20 to 49 employees	3	X	X	X
	Establishments with 50 to 99 employees	—	X	X	X
	Establishments with 100 to 249 employees	—	X	X	X
	Establishments with 250 to 499 employees	—	X	X	X
	Establishments with 500 to 999 employees	—	X	X	X
	Establishments with 1,000 employees or more	—	X	X	X
453220	Gift, novelty, and souvenir stores				
	All establishments	70	339	1 108	5 577
	Establishments with 1 to 4 employees	44	X	X	X
	Establishments with 5 to 9 employees	14	X	X	X
	Establishments with 10 to 19 employees	9	X	X	X
	Establishments with 20 to 49 employees	3	X	X	X
	Establishments with 50 to 99 employees	—	X	X	X
	Establishments with 100 to 249 employees	—	X	X	X
	Establishments with 250 to 499 employees	—	X	X	X
	Establishments with 500 to 999 employees	—	X	X	X
	Establishments with 1,000 employees or more	—	X	X	X
4539	Other miscellaneous store retailers				
	All establishments	72	421	1 711	10 390
	Establishments with 1 to 4 employees	46	X	X	X
	Establishments with 5 to 9 employees	15	X	X	X
	Establishments with 10 to 19 employees	6	X	X	X
	Establishments with 20 to 49 employees	4	X	X	X
	Establishments with 50 to 99 employees	1	X	X	X
	Establishments with 100 to 249 employees	—	X	X	X
	Establishments with 250 to 499 employees	—	X	X	X
	Establishments with 500 to 999 employees	—	X	X	X
	Establishments with 1,000 employees or more	—	X	X	X
45391	Pet and pet supplies stores				
	All establishments	26	193	688	2 772
	Establishments with 1 to 4 employees	13	X	X	X
	Establishments with 5 to 9 employees	8	X	X	X
	Establishments with 10 to 19 employees	2	X	X	X
	Establishments with 20 to 49 employees	3	X	X	X
	Establishments with 50 to 99 employees	—	X	X	X
	Establishments with 100 to 249 employees	—	X	X	X
	Establishments with 250 to 499 employees	—	X	X	X
	Establishments with 500 to 999 employees	—	X	X	X
	Establishments with 1,000 employees or more	—	X	X	X
453910	Pet and pet supplies stores				
	All establishments	26	193	688	2 772
	Establishments with 1 to 4 employees	13	X	X	X
	Establishments with 5 to 9 employees	8	X	X	X
	Establishments with 10 to 19 employees	2	X	X	X
	Establishments with 20 to 49 employees	3	X	X	X
	Establishments with 50 to 99 employees	—	X	X	X
	Establishments with 100 to 249 employees	—	X	X	X
	Establishments with 250 to 499 employees	—	X	X	X
	Establishments with 500 to 999 employees	—	X	X	X
	Establishments with 1,000 employees or more	—	X	X	X
45399	All other miscellaneous store retailers				
	All establishments	37	200	857	6 283
	Establishments with 1 to 4 employees	27	X	X	X
	Establishments with 5 to 9 employees	4	X	X	X
	Establishments with 10 to 19 employees	4	X	X	X
	Establishments with 20 to 49 employees	1	X	X	X
	Establishments with 50 to 99 employees	1	X	X	X
	Establishments with 100 to 249 employees	—	X	X	X
	Establishments with 250 to 499 employees	—	X	X	X
	Establishments with 500 to 999 employees	—	X	X	X
	Establishments with 1,000 employees or more	—	X	X	X

See footnotes at end of table.

Table 5. Establishments, Employees, and Payroll by Industry and Employment Size of Establishments by County: 2004—Con.

[Excludes most government employees, railroad employees, and self-employed persons. Size class 1 to 4 employees includes establishments having payroll, but no employees, during mid-March pay period. For meaning of abbreviations and symbols, see introductory text. For explanation of terms, see Appendix A. For statement on reliability, see the note at the end of the table and Appendix C]

NAICS code	Geography, kind of business, and employment size class	Establishments (number)	Paid employees for pay period including March 12 (number)	First-quarter payroll (\$1,000)	Annual payroll (\$1,000)
44-45	OCEAN—Con.				
	Retail trade—Con.				
453	Miscellaneous store retailers—Con.				
4539	Other miscellaneous store retailers—Con.				
45399	All other miscellaneous store retailers—Con.				
453998	All other miscellaneous store retailers (except tobacco stores)				
	All establishments	36	c	D	D
	Establishments with 1 to 4 employees	26	X	X	X
	Establishments with 5 to 9 employees	4	X	X	X
	Establishments with 10 to 19 employees	4	X	X	X
	Establishments with 20 to 49 employees	1	X	X	X
	Establishments with 50 to 99 employees	1	X	X	X
	Establishments with 100 to 249 employees	—	X	X	X
	Establishments with 250 to 499 employees	—	X	X	X
	Establishments with 500 to 999 employees	—	X	X	X
	Establishments with 1,000 employees or more	—	X	X	X
454	Nonstore retailers				
	All establishments	70	753	6 896	29 686
	Establishments with 1 to 4 employees	43	X	X	X
	Establishments with 5 to 9 employees	13	X	X	X
	Establishments with 10 to 19 employees	5	X	X	X
	Establishments with 20 to 49 employees	5	X	X	X
	Establishments with 50 to 99 employees	2	X	X	X
	Establishments with 100 to 249 employees	2	X	X	X
	Establishments with 250 to 499 employees	—	X	X	X
	Establishments with 500 to 999 employees	—	X	X	X
	Establishments with 1,000 employees or more	—	X	X	X
4541	Electronic shopping and mail-order houses				
	All establishments	23	342	2 859	12 127
	Establishments with 1 to 4 employees	12	X	X	X
	Establishments with 5 to 9 employees	5	X	X	X
	Establishments with 10 to 19 employees	1	X	X	X
	Establishments with 20 to 49 employees	3	X	X	X
	Establishments with 50 to 99 employees	1	X	X	X
	Establishments with 100 to 249 employees	1	X	X	X
	Establishments with 250 to 499 employees	—	X	X	X
	Establishments with 500 to 999 employees	—	X	X	X
	Establishments with 1,000 employees or more	—	X	X	X
45411	Electronic shopping and mail-order houses				
	All establishments	23	342	2 859	12 127
	Establishments with 1 to 4 employees	12	X	X	X
	Establishments with 5 to 9 employees	5	X	X	X
	Establishments with 10 to 19 employees	1	X	X	X
	Establishments with 20 to 49 employees	3	X	X	X
	Establishments with 50 to 99 employees	1	X	X	X
	Establishments with 100 to 249 employees	1	X	X	X
	Establishments with 250 to 499 employees	—	X	X	X
	Establishments with 500 to 999 employees	—	X	X	X
	Establishments with 1,000 employees or more	—	X	X	X
454113	Mail-order houses				
	All establishments	14	284	2 148	9 245
	Establishments with 1 to 4 employees	6	X	X	X
	Establishments with 5 to 9 employees	3	X	X	X
	Establishments with 10 to 19 employees	1	X	X	X
	Establishments with 20 to 49 employees	2	X	X	X
	Establishments with 50 to 99 employees	1	X	X	X
	Establishments with 100 to 249 employees	1	X	X	X
	Establishments with 250 to 499 employees	—	X	X	X
	Establishments with 500 to 999 employees	—	X	X	X
	Establishments with 1,000 employees or more	—	X	X	X
4543	Direct selling establishments				
	All establishments	41	399	3 957	17 217
	Establishments with 1 to 4 employees	25	X	X	X
	Establishments with 5 to 9 employees	8	X	X	X
	Establishments with 10 to 19 employees	4	X	X	X
	Establishments with 20 to 49 employees	2	X	X	X
	Establishments with 50 to 99 employees	1	X	X	X
	Establishments with 100 to 249 employees	1	X	X	X
	Establishments with 250 to 499 employees	—	X	X	X
	Establishments with 500 to 999 employees	—	X	X	X
	Establishments with 1,000 employees or more	—	X	X	X
45431	Fuel dealers				
	All establishments	8	237	2 699	10 470
	Establishments with 1 to 4 employees	1	X	X	X
	Establishments with 5 to 9 employees	1	X	X	X
	Establishments with 10 to 19 employees	3	X	X	X
	Establishments with 20 to 49 employees	2	X	X	X
	Establishments with 50 to 99 employees	—	X	X	X
	Establishments with 100 to 249 employees	1	X	X	X
	Establishments with 250 to 499 employees	—	X	X	X
	Establishments with 500 to 999 employees	—	X	X	X
	Establishments with 1,000 employees or more	—	X	X	X

See footnotes at end of table.

Table 5. Establishments, Employees, and Payroll by Industry and Employment Size of Establishments by County: 2004—Con.

[Excludes most government employees, railroad employees, and self-employed persons. Size class 1 to 4 employees includes establishments having payroll, but no employees, during mid-March pay period. For meaning of abbreviations and symbols, see introductory text. For explanation of terms, see Appendix A. For statement on reliability, see the note at the end of the table and Appendix C]

NAICS code	Geography, kind of business, and employment size class	Establishments (number)	Paid employees for pay period including March 12 (number)	First-quarter payroll (\$1,000)	Annual payroll (\$1,000)
	OCEAN—Con.				
44-45	Retail trade—Con.				
454	Nonstore retailers—Con.				
4543	Direct selling establishments—Con.				
45431	Fuel dealers—Con.				
454311	Heating oil dealers				
	All establishments	7	c	D	D
	Establishments with 1 to 4 employees	1	X	X	X
	Establishments with 5 to 9 employees	1	X	X	X
	Establishments with 10 to 19 employees	2	X	X	X
	Establishments with 20 to 49 employees	2	X	X	X
	Establishments with 50 to 99 employees	—	X	X	X
	Establishments with 100 to 249 employees	1	X	X	X
	Establishments with 250 to 499 employees	—	X	X	X
	Establishments with 500 to 999 employees	—	X	X	X
	Establishments with 1,000 employees or more	—	X	X	X
45439	Other direct selling establishments				
	All establishments	33	162	1 258	6 747
	Establishments with 1 to 4 employees	24	X	X	X
	Establishments with 5 to 9 employees	7	X	X	X
	Establishments with 10 to 19 employees	1	X	X	X
	Establishments with 20 to 49 employees	—	X	X	X
	Establishments with 50 to 99 employees	1	X	X	X
	Establishments with 100 to 249 employees	—	X	X	X
	Establishments with 250 to 499 employees	—	X	X	X
	Establishments with 500 to 999 employees	—	X	X	X
	Establishments with 1,000 employees or more	—	X	X	X
454390	Other direct selling establishments				
	All establishments	33	162	1 258	6 747
	Establishments with 1 to 4 employees	24	X	X	X
	Establishments with 5 to 9 employees	7	X	X	X
	Establishments with 10 to 19 employees	1	X	X	X
	Establishments with 20 to 49 employees	—	X	X	X
	Establishments with 50 to 99 employees	1	X	X	X
	Establishments with 100 to 249 employees	—	X	X	X
	Establishments with 250 to 499 employees	—	X	X	X
	Establishments with 500 to 999 employees	—	X	X	X
	Establishments with 1,000 employees or more	—	X	X	X
48-49	Transportation and warehousing				
	All establishments	262	2 294	14 307	63 114
	Establishments with 1 to 4 employees	182	X	X	X
	Establishments with 5 to 9 employees	33	X	X	X
	Establishments with 10 to 19 employees	29	X	X	X
	Establishments with 20 to 49 employees	9	X	X	X
	Establishments with 50 to 99 employees	3	X	X	X
	Establishments with 100 to 249 employees	5	X	X	X
	Establishments with 250 to 499 employees	1	X	X	X
	Establishments with 500 to 999 employees	—	X	X	X
	Establishments with 1,000 employees or more	—	X	X	X
484	Truck transportation				
	All establishments	127	522	3 742	18 302
	Establishments with 1 to 4 employees	93	X	X	X
	Establishments with 5 to 9 employees	19	X	X	X
	Establishments with 10 to 19 employees	10	X	X	X
	Establishments with 20 to 49 employees	5	X	X	X
	Establishments with 50 to 99 employees	—	X	X	X
	Establishments with 100 to 249 employees	—	X	X	X
	Establishments with 250 to 499 employees	—	X	X	X
	Establishments with 500 to 999 employees	—	X	X	X
	Establishments with 1,000 employees or more	—	X	X	X
4841	General freight trucking				
	All establishments	63	188	1 477	7 164
	Establishments with 1 to 4 employees	53	X	X	X
	Establishments with 5 to 9 employees	5	X	X	X
	Establishments with 10 to 19 employees	3	X	X	X
	Establishments with 20 to 49 employees	2	X	X	X
	Establishments with 50 to 99 employees	—	X	X	X
	Establishments with 100 to 249 employees	—	X	X	X
	Establishments with 250 to 499 employees	—	X	X	X
	Establishments with 500 to 999 employees	—	X	X	X
	Establishments with 1,000 employees or more	—	X	X	X
48412	General freight trucking, long-distance				
	All establishments	25	c	D	D
	Establishments with 1 to 4 employees	21	X	X	X
	Establishments with 5 to 9 employees	1	X	X	X
	Establishments with 10 to 19 employees	1	X	X	X
	Establishments with 20 to 49 employees	2	X	X	X
	Establishments with 50 to 99 employees	—	X	X	X
	Establishments with 100 to 249 employees	—	X	X	X
	Establishments with 250 to 499 employees	—	X	X	X
	Establishments with 500 to 999 employees	—	X	X	X
	Establishments with 1,000 employees or more	—	X	X	X

See footnotes at end of table.

Table 5. Establishments, Employees, and Payroll by Industry and Employment Size of Establishments by County: 2004—Con.

[Excludes most government employees, railroad employees, and self-employed persons. Size class 1 to 4 employees includes establishments having payroll, but no employees, during mid-March pay period. For meaning of abbreviations and symbols, see introductory text. For explanation of terms, see Appendix A. For statement on reliability, see the note at the end of the table and Appendix C]

NAICS code	Geography, kind of business, and employment size class	Establishments (number)	Paid employees for pay period including March 12 (number)	First-quarter payroll (\$1,000)	Annual payroll (\$1,000)
	OCEAN—Con.				
48-49	Transportation and warehousing—Con.				
484	Truck transportation—Con.				
4842	Specialized freight trucking				
	All establishments	64	334	2 265	11 138
	Establishments with 1 to 4 employees	40	X	X	X
	Establishments with 5 to 9 employees	14	X	X	X
	Establishments with 10 to 19 employees	7	X	X	X
	Establishments with 20 to 49 employees	3	X	X	X
	Establishments with 50 to 99 employees	—	X	X	X
	Establishments with 100 to 249 employees	—	X	X	X
	Establishments with 250 to 499 employees	—	X	X	X
	Establishments with 500 to 999 employees	—	X	X	X
	Establishments with 1,000 employees or more	—	X	X	X
48421	Used household and office goods moving				
	All establishments	16	127	707	3 491
	Establishments with 1 to 4 employees	6	X	X	X
	Establishments with 5 to 9 employees	4	X	X	X
	Establishments with 10 to 19 employees	5	X	X	X
	Establishments with 20 to 49 employees	1	X	X	X
	Establishments with 50 to 99 employees	—	X	X	X
	Establishments with 100 to 249 employees	—	X	X	X
	Establishments with 250 to 499 employees	—	X	X	X
	Establishments with 500 to 999 employees	—	X	X	X
	Establishments with 1,000 employees or more	—	X	X	X
484210	Used household and office goods moving				
	All establishments	16	127	707	3 491
	Establishments with 1 to 4 employees	6	X	X	X
	Establishments with 5 to 9 employees	4	X	X	X
	Establishments with 10 to 19 employees	5	X	X	X
	Establishments with 20 to 49 employees	1	X	X	X
	Establishments with 50 to 99 employees	—	X	X	X
	Establishments with 100 to 249 employees	—	X	X	X
	Establishments with 250 to 499 employees	—	X	X	X
	Establishments with 500 to 999 employees	—	X	X	X
	Establishments with 1,000 employees or more	—	X	X	X
48422	Specialized freight (except used goods) trucking, local				
	All establishments	41	144	867	4 480
	Establishments with 1 to 4 employees	31	X	X	X
	Establishments with 5 to 9 employees	7	X	X	X
	Establishments with 10 to 19 employees	2	X	X	X
	Establishments with 20 to 49 employees	1	X	X	X
	Establishments with 50 to 99 employees	—	X	X	X
	Establishments with 100 to 249 employees	—	X	X	X
	Establishments with 250 to 499 employees	—	X	X	X
	Establishments with 500 to 999 employees	—	X	X	X
	Establishments with 1,000 employees or more	—	X	X	X
484220	Specialized freight (except used goods) trucking, local				
	All establishments	41	144	867	4 480
	Establishments with 1 to 4 employees	31	X	X	X
	Establishments with 5 to 9 employees	7	X	X	X
	Establishments with 10 to 19 employees	2	X	X	X
	Establishments with 20 to 49 employees	1	X	X	X
	Establishments with 50 to 99 employees	—	X	X	X
	Establishments with 100 to 249 employees	—	X	X	X
	Establishments with 250 to 499 employees	—	X	X	X
	Establishments with 500 to 999 employees	—	X	X	X
	Establishments with 1,000 employees or more	—	X	X	X
485	Transit and ground passenger transportation				
	All establishments	44	945	3 533	14 796
	Establishments with 1 to 4 employees	21	X	X	X
	Establishments with 5 to 9 employees	6	X	X	X
	Establishments with 10 to 19 employees	9	X	X	X
	Establishments with 20 to 49 employees	2	X	X	X
	Establishments with 50 to 99 employees	3	X	X	X
	Establishments with 100 to 249 employees	3	X	X	X
	Establishments with 250 to 499 employees	—	X	X	X
	Establishments with 500 to 999 employees	—	X	X	X
	Establishments with 1,000 employees or more	—	X	X	X
4853	Taxi and limousine service				
	All establishments	24	156	557	2 426
	Establishments with 1 to 4 employees	13	X	X	X
	Establishments with 5 to 9 employees	4	X	X	X
	Establishments with 10 to 19 employees	7	X	X	X
	Establishments with 20 to 49 employees	—	X	X	X
	Establishments with 50 to 99 employees	—	X	X	X
	Establishments with 100 to 249 employees	—	X	X	X
	Establishments with 250 to 499 employees	—	X	X	X
	Establishments with 500 to 999 employees	—	X	X	X
	Establishments with 1,000 employees or more	—	X	X	X

See footnotes at end of table.

Table 5. Establishments, Employees, and Payroll by Industry and Employment Size of Establishments by County: 2004—Con.

[Excludes most government employees, railroad employees, and self-employed persons. Size class 1 to 4 employees includes establishments having payroll, but no employees, during mid-March pay period. For meaning of abbreviations and symbols, see introductory text. For explanation of terms, see Appendix A. For statement on reliability, see the note at the end of the table and Appendix C]

NAICS code	Geography, kind of business, and employment size class	Establishments (number)	Paid employees for pay period including March 12 (number)	First-quarter payroll (\$1,000)	Annual payroll (\$1,000)
	OCEAN—Con.				
48-49	Transportation and warehousing—Con.				
485	Transit and ground passenger transportation—Con.				
4854	School and employee bus transportation				
	All establishments	8	583	2 159	8 797
	Establishments with 1 to 4 employees	2	X	X	X
	Establishments with 5 to 9 employees	1	X	X	X
	Establishments with 10 to 19 employees	—	X	X	X
	Establishments with 20 to 49 employees	—	X	X	X
	Establishments with 50 to 99 employees	2	X	X	X
	Establishments with 100 to 249 employees	3	X	X	X
	Establishments with 250 to 499 employees	—	X	X	X
	Establishments with 500 to 999 employees	—	X	X	X
	Establishments with 1,000 employees or more	—	X	X	X
48541	School and employee bus transportation				
	All establishments	8	583	2 159	8 797
	Establishments with 1 to 4 employees	2	X	X	X
	Establishments with 5 to 9 employees	1	X	X	X
	Establishments with 10 to 19 employees	—	X	X	X
	Establishments with 20 to 49 employees	—	X	X	X
	Establishments with 50 to 99 employees	2	X	X	X
	Establishments with 100 to 249 employees	3	X	X	X
	Establishments with 250 to 499 employees	—	X	X	X
	Establishments with 500 to 999 employees	—	X	X	X
	Establishments with 1,000 employees or more	—	X	X	X
485410	School and employee bus transportation				
	All establishments	8	583	2 159	8 797
	Establishments with 1 to 4 employees	2	X	X	X
	Establishments with 5 to 9 employees	1	X	X	X
	Establishments with 10 to 19 employees	—	X	X	X
	Establishments with 20 to 49 employees	—	X	X	X
	Establishments with 50 to 99 employees	2	X	X	X
	Establishments with 100 to 249 employees	3	X	X	X
	Establishments with 250 to 499 employees	—	X	X	X
	Establishments with 500 to 999 employees	—	X	X	X
	Establishments with 1,000 employees or more	—	X	X	X
4855	Charter bus industry				
	All establishments	4	139	616	2 698
	Establishments with 1 to 4 employees	2	X	X	X
	Establishments with 5 to 9 employees	—	X	X	X
	Establishments with 10 to 19 employees	—	X	X	X
	Establishments with 20 to 49 employees	1	X	X	X
	Establishments with 50 to 99 employees	1	X	X	X
	Establishments with 100 to 249 employees	—	X	X	X
	Establishments with 250 to 499 employees	—	X	X	X
	Establishments with 500 to 999 employees	—	X	X	X
	Establishments with 1,000 employees or more	—	X	X	X
48551	Charter bus industry				
	All establishments	4	139	616	2 698
	Establishments with 1 to 4 employees	2	X	X	X
	Establishments with 5 to 9 employees	—	X	X	X
	Establishments with 10 to 19 employees	—	X	X	X
	Establishments with 20 to 49 employees	1	X	X	X
	Establishments with 50 to 99 employees	1	X	X	X
	Establishments with 100 to 249 employees	—	X	X	X
	Establishments with 250 to 499 employees	—	X	X	X
	Establishments with 500 to 999 employees	—	X	X	X
	Establishments with 1,000 employees or more	—	X	X	X
485510	Charter bus industry				
	All establishments	4	139	616	2 698
	Establishments with 1 to 4 employees	2	X	X	X
	Establishments with 5 to 9 employees	—	X	X	X
	Establishments with 10 to 19 employees	—	X	X	X
	Establishments with 20 to 49 employees	1	X	X	X
	Establishments with 50 to 99 employees	1	X	X	X
	Establishments with 100 to 249 employees	—	X	X	X
	Establishments with 250 to 499 employees	—	X	X	X
	Establishments with 500 to 999 employees	—	X	X	X
	Establishments with 1,000 employees or more	—	X	X	X
488	Support activities for transportation				
	All establishments	48	320	2 655	11 507
	Establishments with 1 to 4 employees	34	X	X	X
	Establishments with 5 to 9 employees	5	X	X	X
	Establishments with 10 to 19 employees	7	X	X	X
	Establishments with 20 to 49 employees	1	X	X	X
	Establishments with 50 to 99 employees	—	X	X	X
	Establishments with 100 to 249 employees	1	X	X	X
	Establishments with 250 to 499 employees	—	X	X	X
	Establishments with 500 to 999 employees	—	X	X	X
	Establishments with 1,000 employees or more	—	X	X	X

See footnotes at end of table.

Table 5. Establishments, Employees, and Payroll by Industry and Employment Size of Establishments by County: 2004—Con.

[Excludes most government employees, railroad employees, and self-employed persons. Size class 1 to 4 employees includes establishments having payroll, but no employees, during mid-March pay period. For meaning of abbreviations and symbols, see introductory text. For explanation of terms, see Appendix A. For statement on reliability, see the note at the end of the table and Appendix C]

NAICS code	Geography, kind of business, and employment size class	Establishments (number)	Paid employees for pay period including March 12 (number)	First-quarter payroll (\$1,000)	Annual payroll (\$1,000)
	OCEAN—Con.				
48-49	Transportation and warehousing—Con.				
488	Support activities for transportation—Con.				
4881	Support activities for air transportation				
	All establishments	4	c	D	D
	Establishments with 1 to 4 employees	2	X	X	X
	Establishments with 5 to 9 employees	—	X	X	X
	Establishments with 10 to 19 employees	—	X	X	X
	Establishments with 20 to 49 employees	1	X	X	X
	Establishments with 50 to 99 employees	—	X	X	X
	Establishments with 100 to 249 employees	1	X	X	X
	Establishments with 250 to 499 employees	—	X	X	X
	Establishments with 500 to 999 employees	—	X	X	X
	Establishments with 1,000 employees or more	—	X	X	X
48819	Other support activities for air transportation				
	All establishments	3	c	D	D
	Establishments with 1 to 4 employees	2	X	X	X
	Establishments with 5 to 9 employees	—	X	X	X
	Establishments with 10 to 19 employees	—	X	X	X
	Establishments with 20 to 49 employees	—	X	X	X
	Establishments with 50 to 99 employees	—	X	X	X
	Establishments with 100 to 249 employees	1	X	X	X
	Establishments with 250 to 499 employees	—	X	X	X
	Establishments with 500 to 999 employees	—	X	X	X
	Establishments with 1,000 employees or more	—	X	X	X
488190	Other support activities for air transportation				
	All establishments	3	c	D	D
	Establishments with 1 to 4 employees	2	X	X	X
	Establishments with 5 to 9 employees	—	X	X	X
	Establishments with 10 to 19 employees	—	X	X	X
	Establishments with 20 to 49 employees	—	X	X	X
	Establishments with 50 to 99 employees	—	X	X	X
	Establishments with 100 to 249 employees	1	X	X	X
	Establishments with 250 to 499 employees	—	X	X	X
	Establishments with 500 to 999 employees	—	X	X	X
	Establishments with 1,000 employees or more	—	X	X	X
492	Couriers and messengers				
	All establishments	14	424	3 750	15 199
	Establishments with 1 to 4 employees	10	X	X	X
	Establishments with 5 to 9 employees	—	X	X	X
	Establishments with 10 to 19 employees	2	X	X	X
	Establishments with 20 to 49 employees	—	X	X	X
	Establishments with 50 to 99 employees	—	X	X	X
	Establishments with 100 to 249 employees	1	X	X	X
	Establishments with 250 to 499 employees	1	X	X	X
	Establishments with 500 to 999 employees	—	X	X	X
	Establishments with 1,000 employees or more	—	X	X	X
4921	Couriers				
	All establishments	6	e	D	D
	Establishments with 1 to 4 employees	4	X	X	X
	Establishments with 5 to 9 employees	—	X	X	X
	Establishments with 10 to 19 employees	—	X	X	X
	Establishments with 20 to 49 employees	—	X	X	X
	Establishments with 50 to 99 employees	—	X	X	X
	Establishments with 100 to 249 employees	1	X	X	X
	Establishments with 250 to 499 employees	1	X	X	X
	Establishments with 500 to 999 employees	—	X	X	X
	Establishments with 1,000 employees or more	—	X	X	X
49211	Couriers				
	All establishments	6	e	D	D
	Establishments with 1 to 4 employees	4	X	X	X
	Establishments with 5 to 9 employees	—	X	X	X
	Establishments with 10 to 19 employees	—	X	X	X
	Establishments with 20 to 49 employees	—	X	X	X
	Establishments with 50 to 99 employees	—	X	X	X
	Establishments with 100 to 249 employees	1	X	X	X
	Establishments with 250 to 499 employees	1	X	X	X
	Establishments with 500 to 999 employees	—	X	X	X
	Establishments with 1,000 employees or more	—	X	X	X
492110	Couriers				
	All establishments	6	e	D	D
	Establishments with 1 to 4 employees	4	X	X	X
	Establishments with 5 to 9 employees	—	X	X	X
	Establishments with 10 to 19 employees	—	X	X	X
	Establishments with 20 to 49 employees	—	X	X	X
	Establishments with 50 to 99 employees	—	X	X	X
	Establishments with 100 to 249 employees	1	X	X	X
	Establishments with 250 to 499 employees	1	X	X	X
	Establishments with 500 to 999 employees	—	X	X	X
	Establishments with 1,000 employees or more	—	X	X	X

See footnotes at end of table.

Table 5. Establishments, Employees, and Payroll by Industry and Employment Size of Establishments by County: 2004—Con.

[Excludes most government employees, railroad employees, and self-employed persons. Size class 1 to 4 employees includes establishments having payroll, but no employees, during mid-March pay period. For meaning of abbreviations and symbols, see introductory text. For explanation of terms, see Appendix A. For statement on reliability, see the note at the end of the table and Appendix C]

NAICS code	Geography, kind of business, and employment size class	Establishments (number)	Paid employees for pay period including March 12 (number)	First-quarter payroll (\$1,000)	Annual payroll (\$1,000)
51	OCEAN—Con.				
	Information				
	All establishments	147	2 003	24 315	88 766
	Establishments with 1 to 4 employees	92	X	X	X
	Establishments with 5 to 9 employees	24	X	X	X
	Establishments with 10 to 19 employees	12	X	X	X
	Establishments with 20 to 49 employees	8	X	X	X
	Establishments with 50 to 99 employees	7	X	X	X
	Establishments with 100 to 249 employees	3	X	X	X
	Establishments with 250 to 499 employees	1	X	X	X
	Establishments with 500 to 999 employees	—	X	X	X
	Establishments with 1,000 employees or more	—	X	X	X
511	Publishing industries (except Internet)				
	All establishments	25	367	3 325	14 160
	Establishments with 1 to 4 employees	16	X	X	X
	Establishments with 5 to 9 employees	2	X	X	X
	Establishments with 10 to 19 employees	3	X	X	X
	Establishments with 20 to 49 employees	1	X	X	X
	Establishments with 50 to 99 employees	2	X	X	X
	Establishments with 100 to 249 employees	1	X	X	X
	Establishments with 250 to 499 employees	—	X	X	X
	Establishments with 500 to 999 employees	—	X	X	X
	Establishments with 1,000 employees or more	—	X	X	X
5111	Newspaper, periodical, book, and directory publishers				
	All establishments	18	349	3 166	13 431
	Establishments with 1 to 4 employees	10	X	X	X
	Establishments with 5 to 9 employees	1	X	X	X
	Establishments with 10 to 19 employees	3	X	X	X
	Establishments with 20 to 49 employees	1	X	X	X
	Establishments with 50 to 99 employees	2	X	X	X
	Establishments with 100 to 249 employees	1	X	X	X
	Establishments with 250 to 499 employees	—	X	X	X
	Establishments with 500 to 999 employees	—	X	X	X
	Establishments with 1,000 employees or more	—	X	X	X
51112	Periodical publishers				
	All establishments	9	276	2 775	11 181
	Establishments with 1 to 4 employees	4	X	X	X
	Establishments with 5 to 9 employees	1	X	X	X
	Establishments with 10 to 19 employees	1	X	X	X
	Establishments with 20 to 49 employees	—	X	X	X
	Establishments with 50 to 99 employees	2	X	X	X
	Establishments with 100 to 249 employees	1	X	X	X
	Establishments with 250 to 499 employees	—	X	X	X
	Establishments with 500 to 999 employees	—	X	X	X
	Establishments with 1,000 employees or more	—	X	X	X
511120	Periodical publishers				
	All establishments	9	276	2 775	11 181
	Establishments with 1 to 4 employees	4	X	X	X
	Establishments with 5 to 9 employees	1	X	X	X
	Establishments with 10 to 19 employees	1	X	X	X
	Establishments with 20 to 49 employees	—	X	X	X
	Establishments with 50 to 99 employees	2	X	X	X
	Establishments with 100 to 249 employees	1	X	X	X
	Establishments with 250 to 499 employees	—	X	X	X
	Establishments with 500 to 999 employees	—	X	X	X
	Establishments with 1,000 employees or more	—	X	X	X
512	Motion picture and sound recording industries				
	All establishments	15	210	610	3 917
	Establishments with 1 to 4 employees	10	X	X	X
	Establishments with 5 to 9 employees	1	X	X	X
	Establishments with 10 to 19 employees	1	X	X	X
	Establishments with 20 to 49 employees	1	X	X	X
	Establishments with 50 to 99 employees	2	X	X	X
	Establishments with 100 to 249 employees	—	X	X	X
	Establishments with 250 to 499 employees	—	X	X	X
	Establishments with 500 to 999 employees	—	X	X	X
	Establishments with 1,000 employees or more	—	X	X	X
5121	Motion picture and video industries				
	All establishments	13	c	D	D
	Establishments with 1 to 4 employees	8	X	X	X
	Establishments with 5 to 9 employees	1	X	X	X
	Establishments with 10 to 19 employees	1	X	X	X
	Establishments with 20 to 49 employees	1	X	X	X
	Establishments with 50 to 99 employees	2	X	X	X
	Establishments with 100 to 249 employees	—	X	X	X
	Establishments with 250 to 499 employees	—	X	X	X
	Establishments with 500 to 999 employees	—	X	X	X
	Establishments with 1,000 employees or more	—	X	X	X

See footnotes at end of table.

Table 5. Establishments, Employees, and Payroll by Industry and Employment Size of Establishments by County: 2004—Con.

[Excludes most government employees, railroad employees, and self-employed persons. Size class 1 to 4 employees includes establishments having payroll, but no employees, during mid-March pay period. For meaning of abbreviations and symbols, see introductory text. For explanation of terms, see Appendix A. For statement on reliability, see the note at the end of the table and Appendix C]

NAICS code	Geography, kind of business, and employment size class	Establishments (number)	Paid employees for pay period including March 12 (number)	First-quarter payroll (\$1,000)	Annual payroll (\$1,000)
51	OCEAN—Con.				
	Information—Con.				
512	Motion picture and sound recording industries—Con.				
5121	Motion picture and video industries—Con.				
51213	Motion picture and video exhibition				
	All establishments	7	192	525	2 335
	Establishments with 1 to 4 employees	3	X	X	X
	Establishments with 5 to 9 employees	—	X	X	X
	Establishments with 10 to 19 employees	1	X	X	X
	Establishments with 20 to 49 employees	1	X	X	X
	Establishments with 50 to 99 employees	2	X	X	X
	Establishments with 100 to 249 employees	—	X	X	X
	Establishments with 250 to 499 employees	—	X	X	X
	Establishments with 500 to 999 employees	—	X	X	X
	Establishments with 1,000 employees or more	—	X	X	X
512131	Motion picture theaters (except drive-ins)				
	All establishments	7	192	525	2 335
	Establishments with 1 to 4 employees	3	X	X	X
	Establishments with 5 to 9 employees	—	X	X	X
	Establishments with 10 to 19 employees	1	X	X	X
	Establishments with 20 to 49 employees	1	X	X	X
	Establishments with 50 to 99 employees	2	X	X	X
	Establishments with 100 to 249 employees	—	X	X	X
	Establishments with 250 to 499 employees	—	X	X	X
	Establishments with 500 to 999 employees	—	X	X	X
	Establishments with 1,000 employees or more	—	X	X	X
517	Telecommunications				
	All establishments	79	1 272	19 115	65 116
	Establishments with 1 to 4 employees	47	X	X	X
	Establishments with 5 to 9 employees	14	X	X	X
	Establishments with 10 to 19 employees	8	X	X	X
	Establishments with 20 to 49 employees	4	X	X	X
	Establishments with 50 to 99 employees	3	X	X	X
	Establishments with 100 to 249 employees	2	X	X	X
	Establishments with 250 to 499 employees	1	X	X	X
	Establishments with 500 to 999 employees	—	X	X	X
	Establishments with 1,000 employees or more	—	X	X	X
5171	Wired telecommunications carriers				
	All establishments	49	f	D	D
	Establishments with 1 to 4 employees	32	X	X	X
	Establishments with 5 to 9 employees	5	X	X	X
	Establishments with 10 to 19 employees	5	X	X	X
	Establishments with 20 to 49 employees	2	X	X	X
	Establishments with 50 to 99 employees	3	X	X	X
	Establishments with 100 to 249 employees	1	X	X	X
	Establishments with 250 to 499 employees	1	X	X	X
	Establishments with 500 to 999 employees	—	X	X	X
	Establishments with 1,000 employees or more	—	X	X	X
51711	Wired telecommunications carriers				
	All establishments	49	f	D	D
	Establishments with 1 to 4 employees	32	X	X	X
	Establishments with 5 to 9 employees	5	X	X	X
	Establishments with 10 to 19 employees	5	X	X	X
	Establishments with 20 to 49 employees	2	X	X	X
	Establishments with 50 to 99 employees	3	X	X	X
	Establishments with 100 to 249 employees	1	X	X	X
	Establishments with 250 to 499 employees	1	X	X	X
	Establishments with 500 to 999 employees	—	X	X	X
	Establishments with 1,000 employees or more	—	X	X	X
517110	Wired telecommunications carriers				
	All establishments	49	f	D	D
	Establishments with 1 to 4 employees	32	X	X	X
	Establishments with 5 to 9 employees	5	X	X	X
	Establishments with 10 to 19 employees	5	X	X	X
	Establishments with 20 to 49 employees	2	X	X	X
	Establishments with 50 to 99 employees	3	X	X	X
	Establishments with 100 to 249 employees	1	X	X	X
	Establishments with 250 to 499 employees	1	X	X	X
	Establishments with 500 to 999 employees	—	X	X	X
	Establishments with 1,000 employees or more	—	X	X	X
5172	Wireless telecommunications carriers (except satellite)				
	All establishments	15	107	1 242	6 169
	Establishments with 1 to 4 employees	7	X	X	X
	Establishments with 5 to 9 employees	6	X	X	X
	Establishments with 10 to 19 employees	1	X	X	X
	Establishments with 20 to 49 employees	1	X	X	X
	Establishments with 50 to 99 employees	—	X	X	X
	Establishments with 100 to 249 employees	—	X	X	X
	Establishments with 250 to 499 employees	—	X	X	X
	Establishments with 500 to 999 employees	—	X	X	X
	Establishments with 1,000 employees or more	—	X	X	X

See footnotes at end of table.

Table 5. Establishments, Employees, and Payroll by Industry and Employment Size of Establishments by County: 2004—Con.

[Excludes most government employees, railroad employees, and self-employed persons. Size class 1 to 4 employees includes establishments having payroll, but no employees, during mid-March pay period. For meaning of abbreviations and symbols, see introductory text. For explanation of terms, see Appendix A. For statement on reliability, see the note at the end of the table and Appendix C]

NAICS code	Geography, kind of business, and employment size class	Establishments (number)	Paid employees for pay period including March 12 (number)	First-quarter payroll (\$1,000)	Annual payroll (\$1,000)
51	OCEAN—Con.				
	Information—Con.				
517	Telecommunications—Con.				
5172	Wireless telecommunications carriers (except satellite)—Con.				
51721	Wireless telecommunications carriers (except satellite)				
	All establishments	15	107	1 242	6 169
	Establishments with 1 to 4 employees	7	X	X	X
	Establishments with 5 to 9 employees	6	X	X	X
	Establishments with 10 to 19 employees	1	X	X	X
	Establishments with 20 to 49 employees	1	X	X	X
	Establishments with 50 to 99 employees	—	X	X	X
	Establishments with 100 to 249 employees	—	X	X	X
	Establishments with 250 to 499 employees	—	X	X	X
	Establishments with 500 to 999 employees	—	X	X	X
	Establishments with 1,000 employees or more	—	X	X	X
517212	Cellular and other wireless telecommunications				
	All establishments	15	107	1 242	6 169
	Establishments with 1 to 4 employees	7	X	X	X
	Establishments with 5 to 9 employees	6	X	X	X
	Establishments with 10 to 19 employees	1	X	X	X
	Establishments with 20 to 49 employees	1	X	X	X
	Establishments with 50 to 99 employees	—	X	X	X
	Establishments with 100 to 249 employees	—	X	X	X
	Establishments with 250 to 499 employees	—	X	X	X
	Establishments with 500 to 999 employees	—	X	X	X
	Establishments with 1,000 employees or more	—	X	X	X
5175	Cable and other program distribution				
	All establishments	12	e	D	D
	Establishments with 1 to 4 employees	5	X	X	X
	Establishments with 5 to 9 employees	3	X	X	X
	Establishments with 10 to 19 employees	2	X	X	X
	Establishments with 20 to 49 employees	1	X	X	X
	Establishments with 50 to 99 employees	—	X	X	X
	Establishments with 100 to 249 employees	1	X	X	X
	Establishments with 250 to 499 employees	—	X	X	X
	Establishments with 500 to 999 employees	—	X	X	X
	Establishments with 1,000 employees or more	—	X	X	X
51751	Cable and other program distribution				
	All establishments	12	e	D	D
	Establishments with 1 to 4 employees	5	X	X	X
	Establishments with 5 to 9 employees	3	X	X	X
	Establishments with 10 to 19 employees	2	X	X	X
	Establishments with 20 to 49 employees	1	X	X	X
	Establishments with 50 to 99 employees	—	X	X	X
	Establishments with 100 to 249 employees	1	X	X	X
	Establishments with 250 to 499 employees	—	X	X	X
	Establishments with 500 to 999 employees	—	X	X	X
	Establishments with 1,000 employees or more	—	X	X	X
517510	Cable and other program distribution				
	All establishments	12	e	D	D
	Establishments with 1 to 4 employees	5	X	X	X
	Establishments with 5 to 9 employees	3	X	X	X
	Establishments with 10 to 19 employees	2	X	X	X
	Establishments with 20 to 49 employees	1	X	X	X
	Establishments with 50 to 99 employees	—	X	X	X
	Establishments with 100 to 249 employees	1	X	X	X
	Establishments with 250 to 499 employees	—	X	X	X
	Establishments with 500 to 999 employees	—	X	X	X
	Establishments with 1,000 employees or more	—	X	X	X
518	Internet service providers, web search portals, and data processing services				
	All establishments	21	132	1 070	4 620
	Establishments with 1 to 4 employees	15	X	X	X
	Establishments with 5 to 9 employees	4	X	X	X
	Establishments with 10 to 19 employees	—	X	X	X
	Establishments with 20 to 49 employees	2	X	X	X
	Establishments with 50 to 99 employees	—	X	X	X
	Establishments with 100 to 249 employees	—	X	X	X
	Establishments with 250 to 499 employees	—	X	X	X
	Establishments with 500 to 999 employees	—	X	X	X
	Establishments with 1,000 employees or more	—	X	X	X
5182	Data processing, hosting, and related services				
	All establishments	15	116	1 002	4 050
	Establishments with 1 to 4 employees	10	X	X	X
	Establishments with 5 to 9 employees	3	X	X	X
	Establishments with 10 to 19 employees	—	X	X	X
	Establishments with 20 to 49 employees	2	X	X	X
	Establishments with 50 to 99 employees	—	X	X	X
	Establishments with 100 to 249 employees	—	X	X	X
	Establishments with 250 to 499 employees	—	X	X	X
	Establishments with 500 to 999 employees	—	X	X	X
	Establishments with 1,000 employees or more	—	X	X	X

See footnotes at end of table.

Table 5. Establishments, Employees, and Payroll by Industry and Employment Size of Establishments by County: 2004—Con.

[Excludes most government employees, railroad employees, and self-employed persons. Size class 1 to 4 employees includes establishments having payroll, but no employees, during mid-March pay period. For meaning of abbreviations and symbols, see introductory text. For explanation of terms, see Appendix A. For statement on reliability, see the note at the end of the table and Appendix C]

NAICS code	Geography, kind of business, and employment size class	Establishments (number)	Paid employees for pay period including March 12 (number)	First-quarter payroll (\$1,000)	Annual payroll (\$1,000)
51	OCEAN—Con.				
	Information—Con.				
518	Internet service providers, web search portals, and data processing services—Con.				
5182	Data processing, hosting, and related services—Con.				
51821	Data processing, hosting, and related services				
	All establishments	15	116	1 002	4 050
	Establishments with 1 to 4 employees	10	X	X	X
	Establishments with 5 to 9 employees	3	X	X	X
	Establishments with 10 to 19 employees	—	X	X	X
	Establishments with 20 to 49 employees	2	X	X	X
	Establishments with 50 to 99 employees	—	X	X	X
	Establishments with 100 to 249 employees	—	X	X	X
	Establishments with 250 to 499 employees	—	X	X	X
	Establishments with 500 to 999 employees	—	X	X	X
	Establishments with 1,000 employees or more	—	X	X	X
518210	Data processing, hosting, and related services				
	All establishments	15	116	1 002	4 050
	Establishments with 1 to 4 employees	10	X	X	X
	Establishments with 5 to 9 employees	3	X	X	X
	Establishments with 10 to 19 employees	—	X	X	X
	Establishments with 20 to 49 employees	2	X	X	X
	Establishments with 50 to 99 employees	—	X	X	X
	Establishments with 100 to 249 employees	—	X	X	X
	Establishments with 250 to 499 employees	—	X	X	X
	Establishments with 500 to 999 employees	—	X	X	X
	Establishments with 1,000 employees or more	—	X	X	X
52	Finance and insurance				
	All establishments	555	3 937	43 711	197 755
	Establishments with 1 to 4 employees	289	X	X	X
	Establishments with 5 to 9 employees	148	X	X	X
	Establishments with 10 to 19 employees	84	X	X	X
	Establishments with 20 to 49 employees	29	X	X	X
	Establishments with 50 to 99 employees	3	X	X	X
	Establishments with 100 to 249 employees	2	X	X	X
	Establishments with 250 to 499 employees	—	X	X	X
	Establishments with 500 to 999 employees	—	X	X	X
	Establishments with 1,000 employees or more	—	X	X	X
522	Credit intermediation and related activities				
	All establishments	262	2 729	27 824	114 842
	Establishments with 1 to 4 employees	65	X	X	X
	Establishments with 5 to 9 employees	107	X	X	X
	Establishments with 10 to 19 employees	71	X	X	X
	Establishments with 20 to 49 employees	14	X	X	X
	Establishments with 50 to 99 employees	3	X	X	X
	Establishments with 100 to 249 employees	2	X	X	X
	Establishments with 250 to 499 employees	—	X	X	X
	Establishments with 500 to 999 employees	—	X	X	X
	Establishments with 1,000 employees or more	—	X	X	X
5221	Depository credit intermediation				
	All establishments	189	2 327	22 968	88 733
	Establishments with 1 to 4 employees	25	X	X	X
	Establishments with 5 to 9 employees	86	X	X	X
	Establishments with 10 to 19 employees	61	X	X	X
	Establishments with 20 to 49 employees	12	X	X	X
	Establishments with 50 to 99 employees	3	X	X	X
	Establishments with 100 to 249 employees	2	X	X	X
	Establishments with 250 to 499 employees	—	X	X	X
	Establishments with 500 to 999 employees	—	X	X	X
	Establishments with 1,000 employees or more	—	X	X	X
52211	Commercial banking				
	All establishments	107	1 323	11 390	47 581
	Establishments with 1 to 4 employees	17	X	X	X
	Establishments with 5 to 9 employees	37	X	X	X
	Establishments with 10 to 19 employees	41	X	X	X
	Establishments with 20 to 49 employees	10	X	X	X
	Establishments with 50 to 99 employees	1	X	X	X
	Establishments with 100 to 249 employees	1	X	X	X
	Establishments with 250 to 499 employees	—	X	X	X
	Establishments with 500 to 999 employees	—	X	X	X
	Establishments with 1,000 employees or more	—	X	X	X
522110	Commercial banking				
	All establishments	107	1 323	11 390	47 581
	Establishments with 1 to 4 employees	17	X	X	X
	Establishments with 5 to 9 employees	37	X	X	X
	Establishments with 10 to 19 employees	41	X	X	X
	Establishments with 20 to 49 employees	10	X	X	X
	Establishments with 50 to 99 employees	1	X	X	X
	Establishments with 100 to 249 employees	1	X	X	X
	Establishments with 250 to 499 employees	—	X	X	X
	Establishments with 500 to 999 employees	—	X	X	X
	Establishments with 1,000 employees or more	—	X	X	X

See footnotes at end of table.

Table 5. Establishments, Employees, and Payroll by Industry and Employment Size of Establishments by County: 2004—Con.

[Excludes most government employees, railroad employees, and self-employed persons. Size class 1 to 4 employees includes establishments having payroll, but no employees, during mid-March pay period. For meaning of abbreviations and symbols, see introductory text. For explanation of terms, see Appendix A. For statement on reliability, see the note at the end of the table and Appendix C]

NAICS code	Geography, kind of business, and employment size class	Establishments (number)	Paid employees for pay period including March 12 (number)	First-quarter payroll (\$1,000)	Annual payroll (\$1,000)
52	OCEAN—Con.				
	Finance and insurance—Con.				
522	Credit intermediation and related activities—Con.				
5221	Depository credit intermediation—Con.				
52212	Savings institutions				
	All establishments	77	914	10 784	38 049
	Establishments with 1 to 4 employees	6	X	X	X
	Establishments with 5 to 9 employees	47	X	X	X
	Establishments with 10 to 19 employees	20	X	X	X
	Establishments with 20 to 49 employees	2	X	X	X
	Establishments with 50 to 99 employees	1	X	X	X
	Establishments with 100 to 249 employees	1	X	X	X
	Establishments with 250 to 499 employees	—	X	X	X
	Establishments with 500 to 999 employees	—	X	X	X
	Establishments with 1,000 employees or more	—	X	X	X
522120	Savings institutions				
	All establishments	77	914	10 784	38 049
	Establishments with 1 to 4 employees	6	X	X	X
	Establishments with 5 to 9 employees	47	X	X	X
	Establishments with 10 to 19 employees	20	X	X	X
	Establishments with 20 to 49 employees	2	X	X	X
	Establishments with 50 to 99 employees	1	X	X	X
	Establishments with 100 to 249 employees	1	X	X	X
	Establishments with 250 to 499 employees	—	X	X	X
	Establishments with 500 to 999 employees	—	X	X	X
	Establishments with 1,000 employees or more	—	X	X	X
5222	Nondepository credit intermediation				
	All establishments	59	357	4 474	24 244
	Establishments with 1 to 4 employees	30	X	X	X
	Establishments with 5 to 9 employees	17	X	X	X
	Establishments with 10 to 19 employees	10	X	X	X
	Establishments with 20 to 49 employees	2	X	X	X
	Establishments with 50 to 99 employees	—	X	X	X
	Establishments with 100 to 249 employees	—	X	X	X
	Establishments with 250 to 499 employees	—	X	X	X
	Establishments with 500 to 999 employees	—	X	X	X
	Establishments with 1,000 employees or more	—	X	X	X
52229	Other nondepository credit intermediation				
	All establishments	55	352	4 431	24 021
	Establishments with 1 to 4 employees	26	X	X	X
	Establishments with 5 to 9 employees	17	X	X	X
	Establishments with 10 to 19 employees	10	X	X	X
	Establishments with 20 to 49 employees	2	X	X	X
	Establishments with 50 to 99 employees	—	X	X	X
	Establishments with 100 to 249 employees	—	X	X	X
	Establishments with 250 to 499 employees	—	X	X	X
	Establishments with 500 to 999 employees	—	X	X	X
	Establishments with 1,000 employees or more	—	X	X	X
522292	Real estate credit				
	All establishments	47	305	3 883	21 848
	Establishments with 1 to 4 employees	23	X	X	X
	Establishments with 5 to 9 employees	13	X	X	X
	Establishments with 10 to 19 employees	9	X	X	X
	Establishments with 20 to 49 employees	2	X	X	X
	Establishments with 50 to 99 employees	—	X	X	X
	Establishments with 100 to 249 employees	—	X	X	X
	Establishments with 250 to 499 employees	—	X	X	X
	Establishments with 500 to 999 employees	—	X	X	X
	Establishments with 1,000 employees or more	—	X	X	X
523	Securities, commodity contracts, other financial investments, and related activities				
	All establishments	124	e	D	D
	Establishments with 1 to 4 employees	106	X	X	X
	Establishments with 5 to 9 employees	9	X	X	X
	Establishments with 10 to 19 employees	5	X	X	X
	Establishments with 20 to 49 employees	4	X	X	X
	Establishments with 50 to 99 employees	—	X	X	X
	Establishments with 100 to 249 employees	—	X	X	X
	Establishments with 250 to 499 employees	—	X	X	X
	Establishments with 500 to 999 employees	—	X	X	X
	Establishments with 1,000 employees or more	—	X	X	X
5231	Securities and commodity contracts intermediation and brokerage				
	All establishments	90	272	5 538	33 478
	Establishments with 1 to 4 employees	74	X	X	X
	Establishments with 5 to 9 employees	7	X	X	X
	Establishments with 10 to 19 employees	5	X	X	X
	Establishments with 20 to 49 employees	4	X	X	X
	Establishments with 50 to 99 employees	—	X	X	X
	Establishments with 100 to 249 employees	—	X	X	X
	Establishments with 250 to 499 employees	—	X	X	X
	Establishments with 500 to 999 employees	—	X	X	X
	Establishments with 1,000 employees or more	—	X	X	X

See footnotes at end of table.

Table 5. Establishments, Employees, and Payroll by Industry and Employment Size of Establishments by County: 2004—Con.

[Excludes most government employees, railroad employees, and self-employed persons. Size class 1 to 4 employees includes establishments having payroll, but no employees, during mid-March pay period. For meaning of abbreviations and symbols, see introductory text. For explanation of terms, see Appendix A. For statement on reliability, see the note at the end of the table and Appendix C]

NAICS code	Geography, kind of business, and employment size class	Establishments (number)	Paid employees for pay period including March 12 (number)	First-quarter payroll (\$1,000)	Annual payroll (\$1,000)
52	OCEAN—Con.				
	Finance and insurance—Con.				
523	Securities, commodity contracts, other financial investments, and related activities—Con.				
5231	Securities and commodity contracts intermediation and brokerage—Con.				
52312	Securities brokerage				
	All establishments	46	216	5 036	21 061
	Establishments with 1 to 4 employees	34	X	X	X
	Establishments with 5 to 9 employees	4	X	X	X
	Establishments with 10 to 19 employees	5	X	X	X
	Establishments with 20 to 49 employees	3	X	X	X
	Establishments with 50 to 99 employees	—	X	X	X
	Establishments with 100 to 249 employees	—	X	X	X
	Establishments with 250 to 499 employees	—	X	X	X
	Establishments with 500 to 999 employees	—	X	X	X
	Establishments with 1,000 employees or more	—	X	X	X
523120	Securities brokerage				
	All establishments	46	216	5 036	21 061
	Establishments with 1 to 4 employees	34	X	X	X
	Establishments with 5 to 9 employees	4	X	X	X
	Establishments with 10 to 19 employees	5	X	X	X
	Establishments with 20 to 49 employees	3	X	X	X
	Establishments with 50 to 99 employees	—	X	X	X
	Establishments with 100 to 249 employees	—	X	X	X
	Establishments with 250 to 499 employees	—	X	X	X
	Establishments with 500 to 999 employees	—	X	X	X
	Establishments with 1,000 employees or more	—	X	X	X
524	Insurance carriers and related activities				
	All establishments	164	f	D	D
	Establishments with 1 to 4 employees	113	X	X	X
	Establishments with 5 to 9 employees	32	X	X	X
	Establishments with 10 to 19 employees	8	X	X	X
	Establishments with 20 to 49 employees	11	X	X	X
	Establishments with 50 to 99 employees	—	X	X	X
	Establishments with 100 to 249 employees	—	X	X	X
	Establishments with 250 to 499 employees	—	X	X	X
	Establishments with 500 to 999 employees	—	X	X	X
	Establishments with 1,000 employees or more	—	X	X	X
5242	Agencies, brokerages, and other insurance related activities				
	All establishments	136	772	7 608	40 266
	Establishments with 1 to 4 employees	90	X	X	X
	Establishments with 5 to 9 employees	29	X	X	X
	Establishments with 10 to 19 employees	6	X	X	X
	Establishments with 20 to 49 employees	11	X	X	X
	Establishments with 50 to 99 employees	—	X	X	X
	Establishments with 100 to 249 employees	—	X	X	X
	Establishments with 250 to 499 employees	—	X	X	X
	Establishments with 500 to 999 employees	—	X	X	X
	Establishments with 1,000 employees or more	—	X	X	X
52421	Insurance agencies and brokerages				
	All establishments	114	626	6 346	34 846
	Establishments with 1 to 4 employees	76	X	X	X
	Establishments with 5 to 9 employees	24	X	X	X
	Establishments with 10 to 19 employees	6	X	X	X
	Establishments with 20 to 49 employees	8	X	X	X
	Establishments with 50 to 99 employees	—	X	X	X
	Establishments with 100 to 249 employees	—	X	X	X
	Establishments with 250 to 499 employees	—	X	X	X
	Establishments with 500 to 999 employees	—	X	X	X
	Establishments with 1,000 employees or more	—	X	X	X
524210	Insurance agencies and brokerages				
	All establishments	114	626	6 346	34 846
	Establishments with 1 to 4 employees	76	X	X	X
	Establishments with 5 to 9 employees	24	X	X	X
	Establishments with 10 to 19 employees	6	X	X	X
	Establishments with 20 to 49 employees	8	X	X	X
	Establishments with 50 to 99 employees	—	X	X	X
	Establishments with 100 to 249 employees	—	X	X	X
	Establishments with 250 to 499 employees	—	X	X	X
	Establishments with 500 to 999 employees	—	X	X	X
	Establishments with 1,000 employees or more	—	X	X	X
52429	Other insurance related activities				
	All establishments	22	146	1 262	5 420
	Establishments with 1 to 4 employees	14	X	X	X
	Establishments with 5 to 9 employees	5	X	X	X
	Establishments with 10 to 19 employees	—	X	X	X
	Establishments with 20 to 49 employees	3	X	X	X
	Establishments with 50 to 99 employees	—	X	X	X
	Establishments with 100 to 249 employees	—	X	X	X
	Establishments with 250 to 499 employees	—	X	X	X
	Establishments with 500 to 999 employees	—	X	X	X

See footnotes at end of table.

Table 5. Establishments, Employees, and Payroll by Industry and Employment Size of Establishments by County: 2004—Con.

[Excludes most government employees, railroad employees, and self-employed persons. Size class 1 to 4 employees includes establishments having payroll, but no employees, during mid-March pay period. For meaning of abbreviations and symbols, see introductory text. For explanation of terms, see Appendix A. For statement on reliability, see the note at the end of the table and Appendix C]

NAICS code	Geography, kind of business, and employment size class	Establishments (number)	Paid employees for pay period including March 12 (number)	First-quarter payroll (\$1,000)	Annual payroll (\$1,000)
	OCEAN—Con.				
52	Finance and insurance—Con.				
524	Insurance carriers and related activities—Con.				
5242	Agencies, brokerages, and other insurance related activities—Con.				
52429	Other insurance related activities—Con.				
	All establishments—Con.				
	Establishments with 1,000 employees or more	—	X	X	X
53	Real estate and rental and leasing				
	All establishments	526	2 269	16 465	77 880
	Establishments with 1 to 4 employees	388	X	X	X
	Establishments with 5 to 9 employees	85	X	X	X
	Establishments with 10 to 19 employees	37	X	X	X
	Establishments with 20 to 49 employees	13	X	X	X
	Establishments with 50 to 99 employees	3	X	X	X
	Establishments with 100 to 249 employees	—	X	X	X
	Establishments with 250 to 499 employees	—	X	X	X
	Establishments with 500 to 999 employees	—	X	X	X
	Establishments with 1,000 employees or more	—	X	X	X
531	Real estate				
	All establishments	441	g	D	D
	Establishments with 1 to 4 employees	337	X	X	X
	Establishments with 5 to 9 employees	68	X	X	X
	Establishments with 10 to 19 employees	23	X	X	X
	Establishments with 20 to 49 employees	11	X	X	X
	Establishments with 50 to 99 employees	2	X	X	X
	Establishments with 100 to 249 employees	—	X	X	X
	Establishments with 250 to 499 employees	—	X	X	X
	Establishments with 500 to 999 employees	—	X	X	X
	Establishments with 1,000 employees or more	—	X	X	X
5311	Lessors of real estate				
	All establishments	169	585	4 811	21 216
	Establishments with 1 to 4 employees	137	X	X	X
	Establishments with 5 to 9 employees	21	X	X	X
	Establishments with 10 to 19 employees	7	X	X	X
	Establishments with 20 to 49 employees	3	X	X	X
	Establishments with 50 to 99 employees	1	X	X	X
	Establishments with 100 to 249 employees	—	X	X	X
	Establishments with 250 to 499 employees	—	X	X	X
	Establishments with 500 to 999 employees	—	X	X	X
	Establishments with 1,000 employees or more	—	X	X	X
53111	Lessors of residential buildings and dwellings				
	All establishments	95	368	3 467	15 134
	Establishments with 1 to 4 employees	74	X	X	X
	Establishments with 5 to 9 employees	13	X	X	X
	Establishments with 10 to 19 employees	5	X	X	X
	Establishments with 20 to 49 employees	2	X	X	X
	Establishments with 50 to 99 employees	1	X	X	X
	Establishments with 100 to 249 employees	—	X	X	X
	Establishments with 250 to 499 employees	—	X	X	X
	Establishments with 500 to 999 employees	—	X	X	X
	Establishments with 1,000 employees or more	—	X	X	X
531110	Lessors of residential buildings and dwellings				
	All establishments	95	368	3 467	15 134
	Establishments with 1 to 4 employees	74	X	X	X
	Establishments with 5 to 9 employees	13	X	X	X
	Establishments with 10 to 19 employees	5	X	X	X
	Establishments with 20 to 49 employees	2	X	X	X
	Establishments with 50 to 99 employees	1	X	X	X
	Establishments with 100 to 249 employees	—	X	X	X
	Establishments with 250 to 499 employees	—	X	X	X
	Establishments with 500 to 999 employees	—	X	X	X
	Establishments with 1,000 employees or more	—	X	X	X
5312	Offices of real estate agents and brokers				
	All establishments	170	692	5 145	26 144
	Establishments with 1 to 4 employees	122	X	X	X
	Establishments with 5 to 9 employees	35	X	X	X
	Establishments with 10 to 19 employees	10	X	X	X
	Establishments with 20 to 49 employees	2	X	X	X
	Establishments with 50 to 99 employees	1	X	X	X
	Establishments with 100 to 249 employees	—	X	X	X
	Establishments with 250 to 499 employees	—	X	X	X
	Establishments with 500 to 999 employees	—	X	X	X
	Establishments with 1,000 employees or more	—	X	X	X
53121	Offices of real estate agents and brokers				

See footnotes at end of table.

Table 5. Establishments, Employees, and Payroll by Industry and Employment Size of Establishments by County: 2004—Con.

[Excludes most government employees, railroad employees, and self-employed persons. Size class 1 to 4 employees includes establishments having payroll, but no employees, during mid-March pay period. For meaning of abbreviations and symbols, see introductory text. For explanation of terms, see Appendix A. For statement on reliability, see the note at the end of the table and Appendix C]

NAICS code	Geography, kind of business, and employment size class	Establishments (number)	Paid employees for pay period including March 12 (number)	First-quarter payroll (\$1,000)	Annual payroll (\$1,000)
53	OCEAN—Con.				
	Real estate and rental and leasing—Con.				
531	Real estate—Con.				
5312	Offices of real estate agents and brokers—Con.				
53121	Offices of real estate agents and brokers—Con.				
	All establishments	170	692	5 145	26 144
	Establishments with 1 to 4 employees	122	X	X	X
	Establishments with 5 to 9 employees	35	X	X	X
	Establishments with 10 to 19 employees	10	X	X	X
	Establishments with 20 to 49 employees	2	X	X	X
	Establishments with 50 to 99 employees	1	X	X	X
	Establishments with 100 to 249 employees	—	X	X	X
	Establishments with 250 to 499 employees	—	X	X	X
	Establishments with 500 to 999 employees	—	X	X	X
	Establishments with 1,000 employees or more	—	X	X	X
531210	Offices of real estate agents and brokers				
	All establishments	170	692	5 145	26 144
	Establishments with 1 to 4 employees	122	X	X	X
	Establishments with 5 to 9 employees	35	X	X	X
	Establishments with 10 to 19 employees	10	X	X	X
	Establishments with 20 to 49 employees	2	X	X	X
	Establishments with 50 to 99 employees	1	X	X	X
	Establishments with 100 to 249 employees	—	X	X	X
	Establishments with 250 to 499 employees	—	X	X	X
	Establishments with 500 to 999 employees	—	X	X	X
	Establishments with 1,000 employees or more	—	X	X	X
5313	Activities related to real estate				
	All establishments	102	f	D	D
	Establishments with 1 to 4 employees	78	X	X	X
	Establishments with 5 to 9 employees	12	X	X	X
	Establishments with 10 to 19 employees	6	X	X	X
	Establishments with 20 to 49 employees	6	X	X	X
	Establishments with 50 to 99 employees	—	X	X	X
	Establishments with 100 to 249 employees	—	X	X	X
	Establishments with 250 to 499 employees	—	X	X	X
	Establishments with 500 to 999 employees	—	X	X	X
	Establishments with 1,000 employees or more	—	X	X	X
53131	Real estate property managers				
	All establishments	61	347	2 277	10 258
	Establishments with 1 to 4 employees	44	X	X	X
	Establishments with 5 to 9 employees	9	X	X	X
	Establishments with 10 to 19 employees	4	X	X	X
	Establishments with 20 to 49 employees	4	X	X	X
	Establishments with 50 to 99 employees	—	X	X	X
	Establishments with 100 to 249 employees	—	X	X	X
	Establishments with 250 to 499 employees	—	X	X	X
	Establishments with 500 to 999 employees	—	X	X	X
	Establishments with 1,000 employees or more	—	X	X	X
531311	Residential property managers				
	All establishments	39	284	1 782	7 781
	Establishments with 1 to 4 employees	27	X	X	X
	Establishments with 5 to 9 employees	6	X	X	X
	Establishments with 10 to 19 employees	2	X	X	X
	Establishments with 20 to 49 employees	4	X	X	X
	Establishments with 50 to 99 employees	—	X	X	X
	Establishments with 100 to 249 employees	—	X	X	X
	Establishments with 250 to 499 employees	—	X	X	X
	Establishments with 500 to 999 employees	—	X	X	X
	Establishments with 1,000 employees or more	—	X	X	X
532	Rental and leasing services				
	All establishments	84	e	D	D
	Establishments with 1 to 4 employees	50	X	X	X
	Establishments with 5 to 9 employees	17	X	X	X
	Establishments with 10 to 19 employees	14	X	X	X
	Establishments with 20 to 49 employees	2	X	X	X
	Establishments with 50 to 99 employees	1	X	X	X
	Establishments with 100 to 249 employees	—	X	X	X
	Establishments with 250 to 499 employees	—	X	X	X
	Establishments with 500 to 999 employees	—	X	X	X
	Establishments with 1,000 employees or more	—	X	X	X
5322	Consumer goods rental				
	All establishments	53	320	1 395	6 315
	Establishments with 1 to 4 employees	29	X	X	X
	Establishments with 5 to 9 employees	11	X	X	X
	Establishments with 10 to 19 employees	11	X	X	X
	Establishments with 20 to 49 employees	2	X	X	X
	Establishments with 50 to 99 employees	—	X	X	X
	Establishments with 100 to 249 employees	—	X	X	X
	Establishments with 250 to 499 employees	—	X	X	X
	Establishments with 500 to 999 employees	—	X	X	X
	Establishments with 1,000 employees or more	—	X	X	X

See footnotes at end of table.

Table 5. Establishments, Employees, and Payroll by Industry and Employment Size of Establishments by County: 2004—Con.

[Excludes most government employees, railroad employees, and self-employed persons. Size class 1 to 4 employees includes establishments having payroll, but no employees, during mid-March pay period. For meaning of abbreviations and symbols, see introductory text. For explanation of terms, see Appendix A. For statement on reliability, see the note at the end of the table and Appendix C]

NAICS code	Geography, kind of business, and employment size class	Establishments (number)	Paid employees for pay period including March 12 (number)	First-quarter payroll (\$1,000)	Annual payroll (\$1,000)
	OCEAN—Con.				
53	Real estate and rental and leasing—Con.				
532	Rental and leasing services—Con.				
5322	Consumer goods rental—Con.				
53223	Video tape and disc rental				
	All establishments	31	228	708	3 049
	Establishments with 1 to 4 employees	11	X	X	X
	Establishments with 5 to 9 employees	9	X	X	X
	Establishments with 10 to 19 employees	11	X	X	X
	Establishments with 20 to 49 employees	—	X	X	X
	Establishments with 50 to 99 employees	—	X	X	X
	Establishments with 100 to 249 employees	—	X	X	X
	Establishments with 250 to 499 employees	—	X	X	X
	Establishments with 500 to 999 employees	—	X	X	X
	Establishments with 1,000 employees or more	—	X	X	X
532230	Video tape and disc rental				
	All establishments	31	228	708	3 049
	Establishments with 1 to 4 employees	11	X	X	X
	Establishments with 5 to 9 employees	9	X	X	X
	Establishments with 10 to 19 employees	11	X	X	X
	Establishments with 20 to 49 employees	—	X	X	X
	Establishments with 50 to 99 employees	—	X	X	X
	Establishments with 100 to 249 employees	—	X	X	X
	Establishments with 250 to 499 employees	—	X	X	X
	Establishments with 500 to 999 employees	—	X	X	X
	Establishments with 1,000 employees or more	—	X	X	X
54	Professional, scientific, and technical services				
	All establishments	1 084	6 133	56 769	273 597
	Establishments with 1 to 4 employees	753	X	X	X
	Establishments with 5 to 9 employees	165	X	X	X
	Establishments with 10 to 19 employees	109	X	X	X
	Establishments with 20 to 49 employees	49	X	X	X
	Establishments with 50 to 99 employees	4	X	X	X
	Establishments with 100 to 249 employees	4	X	X	X
	Establishments with 250 to 499 employees	—	X	X	X
	Establishments with 500 to 999 employees	—	X	X	X
	Establishments with 1,000 employees or more	—	X	X	X
541	Professional, scientific, and technical services				
	All establishments	1 084	6 133	56 769	273 597
	Establishments with 1 to 4 employees	753	X	X	X
	Establishments with 5 to 9 employees	165	X	X	X
	Establishments with 10 to 19 employees	109	X	X	X
	Establishments with 20 to 49 employees	49	X	X	X
	Establishments with 50 to 99 employees	4	X	X	X
	Establishments with 100 to 249 employees	4	X	X	X
	Establishments with 250 to 499 employees	—	X	X	X
	Establishments with 500 to 999 employees	—	X	X	X
	Establishments with 1,000 employees or more	—	X	X	X
5411	Legal services				
	All establishments	315	1 583	14 574	71 854
	Establishments with 1 to 4 employees	221	X	X	X
	Establishments with 5 to 9 employees	50	X	X	X
	Establishments with 10 to 19 employees	28	X	X	X
	Establishments with 20 to 49 employees	16	X	X	X
	Establishments with 50 to 99 employees	—	X	X	X
	Establishments with 100 to 249 employees	—	X	X	X
	Establishments with 250 to 499 employees	—	X	X	X
	Establishments with 500 to 999 employees	—	X	X	X
	Establishments with 1,000 employees or more	—	X	X	X
54111	Offices of lawyers				
	All establishments	281	1 341	12 392	61 179
	Establishments with 1 to 4 employees	200	X	X	X
	Establishments with 5 to 9 employees	45	X	X	X
	Establishments with 10 to 19 employees	23	X	X	X
	Establishments with 20 to 49 employees	13	X	X	X
	Establishments with 50 to 99 employees	—	X	X	X
	Establishments with 100 to 249 employees	—	X	X	X
	Establishments with 250 to 499 employees	—	X	X	X
	Establishments with 500 to 999 employees	—	X	X	X
	Establishments with 1,000 employees or more	—	X	X	X
541110	Offices of lawyers				
	All establishments	281	1 341	12 392	61 179
	Establishments with 1 to 4 employees	200	X	X	X
	Establishments with 5 to 9 employees	45	X	X	X
	Establishments with 10 to 19 employees	23	X	X	X
	Establishments with 20 to 49 employees	13	X	X	X
	Establishments with 50 to 99 employees	—	X	X	X
	Establishments with 100 to 249 employees	—	X	X	X
	Establishments with 250 to 499 employees	—	X	X	X
	Establishments with 500 to 999 employees	—	X	X	X
	Establishments with 1,000 employees or more	—	X	X	X

See footnotes at end of table.

Table 5. Establishments, Employees, and Payroll by Industry and Employment Size of Establishments by County: 2004—Con.

[Excludes most government employees, railroad employees, and self-employed persons. Size class 1 to 4 employees includes establishments having payroll, but no employees, during mid-March pay period. For meaning of abbreviations and symbols, see introductory text. For explanation of terms, see Appendix A. For statement on reliability, see the note at the end of the table and Appendix C]

NAICS code	Geography, kind of business, and employment size class	Establishments (number)	Paid employees for pay period including March 12 (number)	First-quarter payroll (\$1,000)	Annual payroll (\$1,000)
54	OCEAN—Con.				
	Professional, scientific, and technical services—Con.				
541	Professional, scientific, and technical services—Con.				
5411	Legal services—Con.				
54119	Other legal services				
	All establishments	34	242	2 182	10 675
	Establishments with 1 to 4 employees	21	X	X	X
	Establishments with 5 to 9 employees	5	X	X	X
	Establishments with 10 to 19 employees	5	X	X	X
	Establishments with 20 to 49 employees	3	X	X	X
	Establishments with 50 to 99 employees	—	X	X	X
	Establishments with 100 to 249 employees	—	X	X	X
	Establishments with 250 to 499 employees	—	X	X	X
	Establishments with 500 to 999 employees	—	X	X	X
	Establishments with 1,000 employees or more	—	X	X	X
541191	Title abstract and settlement offices				
	All establishments	32	c	D	D
	Establishments with 1 to 4 employees	19	X	X	X
	Establishments with 5 to 9 employees	5	X	X	X
	Establishments with 10 to 19 employees	5	X	X	X
	Establishments with 20 to 49 employees	3	X	X	X
	Establishments with 50 to 99 employees	—	X	X	X
	Establishments with 100 to 249 employees	—	X	X	X
	Establishments with 250 to 499 employees	—	X	X	X
	Establishments with 500 to 999 employees	—	X	X	X
	Establishments with 1,000 employees or more	—	X	X	X
5412	Accounting, tax preparation, bookkeeping, and payroll services				
	All establishments	168	1 045	8 598	38 979
	Establishments with 1 to 4 employees	110	X	X	X
	Establishments with 5 to 9 employees	27	X	X	X
	Establishments with 10 to 19 employees	23	X	X	X
	Establishments with 20 to 49 employees	7	X	X	X
	Establishments with 50 to 99 employees	—	X	X	X
	Establishments with 100 to 249 employees	1	X	X	X
	Establishments with 250 to 499 employees	—	X	X	X
	Establishments with 500 to 999 employees	—	X	X	X
	Establishments with 1,000 employees or more	—	X	X	X
54121	Accounting, tax preparation, bookkeeping, and payroll services				
	All establishments	168	1 045	8 598	38 979
	Establishments with 1 to 4 employees	110	X	X	X
	Establishments with 5 to 9 employees	27	X	X	X
	Establishments with 10 to 19 employees	23	X	X	X
	Establishments with 20 to 49 employees	7	X	X	X
	Establishments with 50 to 99 employees	—	X	X	X
	Establishments with 100 to 249 employees	1	X	X	X
	Establishments with 250 to 499 employees	—	X	X	X
	Establishments with 500 to 999 employees	—	X	X	X
	Establishments with 1,000 employees or more	—	X	X	X
541211	Offices of certified public accountants				
	All establishments	81	330	3 342	14 919
	Establishments with 1 to 4 employees	58	X	X	X
	Establishments with 5 to 9 employees	14	X	X	X
	Establishments with 10 to 19 employees	7	X	X	X
	Establishments with 20 to 49 employees	2	X	X	X
	Establishments with 50 to 99 employees	—	X	X	X
	Establishments with 100 to 249 employees	—	X	X	X
	Establishments with 250 to 499 employees	—	X	X	X
	Establishments with 500 to 999 employees	—	X	X	X
	Establishments with 1,000 employees or more	—	X	X	X
541213	Tax preparation services				
	All establishments	33	e	D	D
	Establishments with 1 to 4 employees	18	X	X	X
	Establishments with 5 to 9 employees	2	X	X	X
	Establishments with 10 to 19 employees	8	X	X	X
	Establishments with 20 to 49 employees	5	X	X	X
	Establishments with 50 to 99 employees	—	X	X	X
	Establishments with 100 to 249 employees	—	X	X	X
	Establishments with 250 to 499 employees	—	X	X	X
	Establishments with 500 to 999 employees	—	X	X	X
	Establishments with 1,000 employees or more	—	X	X	X
541214	Payroll services				
	All establishments	6	c	D	D
	Establishments with 1 to 4 employees	2	X	X	X
	Establishments with 5 to 9 employees	2	X	X	X
	Establishments with 10 to 19 employees	1	X	X	X
	Establishments with 20 to 49 employees	—	X	X	X
	Establishments with 50 to 99 employees	—	X	X	X
	Establishments with 100 to 249 employees	1	X	X	X
	Establishments with 250 to 499 employees	—	X	X	X
	Establishments with 500 to 999 employees	—	X	X	X
	Establishments with 1,000 employees or more	—	X	X	X

See footnotes at end of table.

Table 5. Establishments, Employees, and Payroll by Industry and Employment Size of Establishments by County: 2004—Con.

[Excludes most government employees, railroad employees, and self-employed persons. Size class 1 to 4 employees includes establishments having payroll, but no employees, during mid-March pay period. For meaning of abbreviations and symbols, see introductory text. For explanation of terms, see Appendix A. For statement on reliability, see the note at the end of the table and Appendix C]

NAICS code	Geography, kind of business, and employment size class	Establishments (number)	Paid employees for pay period including March 12 (number)	First-quarter payroll (\$1,000)	Annual payroll (\$1,000)
	OCEAN—Con.				
54	Professional, scientific, and technical services—Con.				
541	Professional, scientific, and technical services—Con.				
5412	Accounting, tax preparation, bookkeeping, and payroll services—Con.				
54121	Accounting, tax preparation, bookkeeping, and payroll services—Con.				
541219	Other accounting services				
	All establishments	48	206	1 772	6 815
	Establishments with 1 to 4 employees	32	X	X	X
	Establishments with 5 to 9 employees	9	X	X	X
	Establishments with 10 to 19 employees	7	X	X	X
	Establishments with 20 to 49 employees	—	X	X	X
	Establishments with 50 to 99 employees	—	X	X	X
	Establishments with 100 to 249 employees	—	X	X	X
	Establishments with 250 to 499 employees	—	X	X	X
	Establishments with 500 to 999 employees	—	X	X	X
	Establishments with 1,000 employees or more	—	X	X	X
5413	Architectural, engineering, and related services				
	All establishments	151	1 311	14 652	71 106
	Establishments with 1 to 4 employees	86	X	X	X
	Establishments with 5 to 9 employees	26	X	X	X
	Establishments with 10 to 19 employees	26	X	X	X
	Establishments with 20 to 49 employees	10	X	X	X
	Establishments with 50 to 99 employees	2	X	X	X
	Establishments with 100 to 249 employees	1	X	X	X
	Establishments with 250 to 499 employees	—	X	X	X
	Establishments with 500 to 999 employees	—	X	X	X
	Establishments with 1,000 employees or more	—	X	X	X
54131	Architectural services				
	All establishments	31	116	1 151	4 973
	Establishments with 1 to 4 employees	21	X	X	X
	Establishments with 5 to 9 employees	8	X	X	X
	Establishments with 10 to 19 employees	2	X	X	X
	Establishments with 20 to 49 employees	—	X	X	X
	Establishments with 50 to 99 employees	—	X	X	X
	Establishments with 100 to 249 employees	—	X	X	X
	Establishments with 250 to 499 employees	—	X	X	X
	Establishments with 500 to 999 employees	—	X	X	X
	Establishments with 1,000 employees or more	—	X	X	X
541310	Architectural services				
	All establishments	31	116	1 151	4 973
	Establishments with 1 to 4 employees	21	X	X	X
	Establishments with 5 to 9 employees	8	X	X	X
	Establishments with 10 to 19 employees	2	X	X	X
	Establishments with 20 to 49 employees	—	X	X	X
	Establishments with 50 to 99 employees	—	X	X	X
	Establishments with 100 to 249 employees	—	X	X	X
	Establishments with 250 to 499 employees	—	X	X	X
	Establishments with 500 to 999 employees	—	X	X	X
	Establishments with 1,000 employees or more	—	X	X	X
54133	Engineering services				
	All establishments	58	658	8 313	37 631
	Establishments with 1 to 4 employees	27	X	X	X
	Establishments with 5 to 9 employees	8	X	X	X
	Establishments with 10 to 19 employees	15	X	X	X
	Establishments with 20 to 49 employees	6	X	X	X
	Establishments with 50 to 99 employees	2	X	X	X
	Establishments with 100 to 249 employees	—	X	X	X
	Establishments with 250 to 499 employees	—	X	X	X
	Establishments with 500 to 999 employees	—	X	X	X
	Establishments with 1,000 employees or more	—	X	X	X
541330	Engineering services				
	All establishments	58	658	8 313	37 631
	Establishments with 1 to 4 employees	27	X	X	X
	Establishments with 5 to 9 employees	8	X	X	X
	Establishments with 10 to 19 employees	15	X	X	X
	Establishments with 20 to 49 employees	6	X	X	X
	Establishments with 50 to 99 employees	2	X	X	X
	Establishments with 100 to 249 employees	—	X	X	X
	Establishments with 250 to 499 employees	—	X	X	X
	Establishments with 500 to 999 employees	—	X	X	X
	Establishments with 1,000 employees or more	—	X	X	X
54137	Surveying and mapping (except geophysical) services				
	All establishments	22	163	1 502	7 543
	Establishments with 1 to 4 employees	9	X	X	X
	Establishments with 5 to 9 employees	6	X	X	X
	Establishments with 10 to 19 employees	6	X	X	X
	Establishments with 20 to 49 employees	1	X	X	X
	Establishments with 50 to 99 employees	—	X	X	X
	Establishments with 100 to 249 employees	—	X	X	X
	Establishments with 250 to 499 employees	—	X	X	X
	Establishments with 500 to 999 employees	—	X	X	X
	Establishments with 1,000 employees or more	—	X	X	X

See footnotes at end of table.

Table 5. Establishments, Employees, and Payroll by Industry and Employment Size of Establishments by County: 2004—Con.

[Excludes most government employees, railroad employees, and self-employed persons. Size class 1 to 4 employees includes establishments having payroll, but no employees, during mid-March pay period. For meaning of abbreviations and symbols, see introductory text. For explanation of terms, see Appendix A. For statement on reliability, see the note at the end of the table and Appendix C]

NAICS code	Geography, kind of business, and employment size class	Establishments (number)	Paid employees for pay period including March 12 (number)	First-quarter payroll (\$1,000)	Annual payroll (\$1,000)
	OCEAN—Con.				
54	Professional, scientific, and technical services—Con.				
541	Professional, scientific, and technical services—Con.				
5413	Architectural, engineering, and related services—Con.				
54137	Surveying and mapping (except geophysical) services—Con.				
541370	Surveying and mapping (except geophysical) services				
	All establishments	22	163	1 502	7 543
	Establishments with 1 to 4 employees	9	X	X	X
	Establishments with 5 to 9 employees	6	X	X	X
	Establishments with 10 to 19 employees	6	X	X	X
	Establishments with 20 to 49 employees	1	X	X	X
	Establishments with 50 to 99 employees	—	X	X	X
	Establishments with 100 to 249 employees	—	X	X	X
	Establishments with 250 to 499 employees	—	X	X	X
	Establishments with 500 to 999 employees	—	X	X	X
	Establishments with 1,000 employees or more	—	X	X	X
54138	Testing laboratories				
	All establishments	9	269	2 763	14 997
	Establishments with 1 to 4 employees	3	X	X	X
	Establishments with 5 to 9 employees	2	X	X	X
	Establishments with 10 to 19 employees	1	X	X	X
	Establishments with 20 to 49 employees	2	X	X	X
	Establishments with 50 to 99 employees	—	X	X	X
	Establishments with 100 to 249 employees	1	X	X	X
	Establishments with 250 to 499 employees	—	X	X	X
	Establishments with 500 to 999 employees	—	X	X	X
	Establishments with 1,000 employees or more	—	X	X	X
541380	Testing laboratories				
	All establishments	9	269	2 763	14 997
	Establishments with 1 to 4 employees	3	X	X	X
	Establishments with 5 to 9 employees	2	X	X	X
	Establishments with 10 to 19 employees	1	X	X	X
	Establishments with 20 to 49 employees	2	X	X	X
	Establishments with 50 to 99 employees	—	X	X	X
	Establishments with 100 to 249 employees	1	X	X	X
	Establishments with 250 to 499 employees	—	X	X	X
	Establishments with 500 to 999 employees	—	X	X	X
	Establishments with 1,000 employees or more	—	X	X	X
5415	Computer systems design and related services				
	All establishments	118	605	7 702	36 680
	Establishments with 1 to 4 employees	92	X	X	X
	Establishments with 5 to 9 employees	15	X	X	X
	Establishments with 10 to 19 employees	5	X	X	X
	Establishments with 20 to 49 employees	4	X	X	X
	Establishments with 50 to 99 employees	1	X	X	X
	Establishments with 100 to 249 employees	1	X	X	X
	Establishments with 250 to 499 employees	—	X	X	X
	Establishments with 500 to 999 employees	—	X	X	X
	Establishments with 1,000 employees or more	—	X	X	X
54151	Computer systems design and related services				
	All establishments	118	605	7 702	36 680
	Establishments with 1 to 4 employees	92	X	X	X
	Establishments with 5 to 9 employees	15	X	X	X
	Establishments with 10 to 19 employees	5	X	X	X
	Establishments with 20 to 49 employees	4	X	X	X
	Establishments with 50 to 99 employees	1	X	X	X
	Establishments with 100 to 249 employees	1	X	X	X
	Establishments with 250 to 499 employees	—	X	X	X
	Establishments with 500 to 999 employees	—	X	X	X
	Establishments with 1,000 employees or more	—	X	X	X
541511	Custom computer programming services				
	All establishments	49	194	2 851	13 826
	Establishments with 1 to 4 employees	35	X	X	X
	Establishments with 5 to 9 employees	11	X	X	X
	Establishments with 10 to 19 employees	1	X	X	X
	Establishments with 20 to 49 employees	2	X	X	X
	Establishments with 50 to 99 employees	—	X	X	X
	Establishments with 100 to 249 employees	—	X	X	X
	Establishments with 250 to 499 employees	—	X	X	X
	Establishments with 500 to 999 employees	—	X	X	X
	Establishments with 1,000 employees or more	—	X	X	X
541512	Computer systems design services				
	All establishments	50	217	3 092	14 646
	Establishments with 1 to 4 employees	42	X	X	X
	Establishments with 5 to 9 employees	4	X	X	X
	Establishments with 10 to 19 employees	2	X	X	X
	Establishments with 20 to 49 employees	1	X	X	X
	Establishments with 50 to 99 employees	1	X	X	X
	Establishments with 100 to 249 employees	—	X	X	X
	Establishments with 250 to 499 employees	—	X	X	X
	Establishments with 500 to 999 employees	—	X	X	X

See footnotes at end of table.

Table 5. Establishments, Employees, and Payroll by Industry and Employment Size of Establishments by County: 2004—Con.

[Excludes most government employees, railroad employees, and self-employed persons. Size class 1 to 4 employees includes establishments having payroll, but no employees, during mid-March pay period. For meaning of abbreviations and symbols, see introductory text. For explanation of terms, see Appendix A. For statement on reliability, see the note at the end of the table and Appendix C]

NAICS code	Geography, kind of business, and employment size class	Establishments (number)	Paid employees for pay period including March 12 (number)	First-quarter payroll (\$1,000)	Annual payroll (\$1,000)
	OCEAN—Con.				
54	Professional, scientific, and technical services—Con.				
541	Professional, scientific, and technical services—Con.				
5415	Computer systems design and related services—Con.				
54151	Computer systems design and related services—Con.				
541512	Computer systems design services—Con.				
	All establishments—Con.				
	Establishments with 1,000 employees or more	—	X	X	X
541513	Computer facilities management services				
	All establishments	8	c	D	D
	Establishments with 1 to 4 employees	4	X	X	X
	Establishments with 5 to 9 employees	—	X	X	X
	Establishments with 10 to 19 employees	2	X	X	X
	Establishments with 20 to 49 employees	1	X	X	X
	Establishments with 50 to 99 employees	—	X	X	X
	Establishments with 100 to 249 employees	1	X	X	X
	Establishments with 250 to 499 employees	—	X	X	X
	Establishments with 500 to 999 employees	—	X	X	X
	Establishments with 1,000 employees or more	—	X	X	X
5416	Management, scientific, and technical consulting services				
	All establishments	157	626	5 107	26 166
	Establishments with 1 to 4 employees	122	X	X	X
	Establishments with 5 to 9 employees	21	X	X	X
	Establishments with 10 to 19 employees	9	X	X	X
	Establishments with 20 to 49 employees	4	X	X	X
	Establishments with 50 to 99 employees	1	X	X	X
	Establishments with 100 to 249 employees	—	X	X	X
	Establishments with 250 to 499 employees	—	X	X	X
	Establishments with 500 to 999 employees	—	X	X	X
	Establishments with 1,000 employees or more	—	X	X	X
54161	Management consulting services				
	All establishments	115	452	3 681	18 978
	Establishments with 1 to 4 employees	92	X	X	X
	Establishments with 5 to 9 employees	14	X	X	X
	Establishments with 10 to 19 employees	6	X	X	X
	Establishments with 20 to 49 employees	2	X	X	X
	Establishments with 50 to 99 employees	1	X	X	X
	Establishments with 100 to 249 employees	—	X	X	X
	Establishments with 250 to 499 employees	—	X	X	X
	Establishments with 500 to 999 employees	—	X	X	X
	Establishments with 1,000 employees or more	—	X	X	X
541611	Administrative management and general management consulting services				
	All establishments	58	272	1 968	10 117
	Establishments with 1 to 4 employees	45	X	X	X
	Establishments with 5 to 9 employees	8	X	X	X
	Establishments with 10 to 19 employees	3	X	X	X
	Establishments with 20 to 49 employees	1	X	X	X
	Establishments with 50 to 99 employees	1	X	X	X
	Establishments with 100 to 249 employees	—	X	X	X
	Establishments with 250 to 499 employees	—	X	X	X
	Establishments with 500 to 999 employees	—	X	X	X
	Establishments with 1,000 employees or more	—	X	X	X
54162	Environmental consulting services				
	All establishments	19	122	1 182	5 602
	Establishments with 1 to 4 employees	9	X	X	X
	Establishments with 5 to 9 employees	6	X	X	X
	Establishments with 10 to 19 employees	3	X	X	X
	Establishments with 20 to 49 employees	1	X	X	X
	Establishments with 50 to 99 employees	—	X	X	X
	Establishments with 100 to 249 employees	—	X	X	X
	Establishments with 250 to 499 employees	—	X	X	X
	Establishments with 500 to 999 employees	—	X	X	X
	Establishments with 1,000 employees or more	—	X	X	X
541620	Environmental consulting services				
	All establishments	19	122	1 182	5 602
	Establishments with 1 to 4 employees	9	X	X	X
	Establishments with 5 to 9 employees	6	X	X	X
	Establishments with 10 to 19 employees	3	X	X	X
	Establishments with 20 to 49 employees	1	X	X	X
	Establishments with 50 to 99 employees	—	X	X	X
	Establishments with 100 to 249 employees	—	X	X	X
	Establishments with 250 to 499 employees	—	X	X	X
	Establishments with 500 to 999 employees	—	X	X	X
	Establishments with 1,000 employees or more	—	X	X	X

See footnotes at end of table.

Table 5. Establishments, Employees, and Payroll by Industry and Employment Size of Establishments by County: 2004—Con.

[Excludes most government employees, railroad employees, and self-employed persons. Size class 1 to 4 employees includes establishments having payroll, but no employees, during mid-March pay period. For meaning of abbreviations and symbols, see introductory text. For explanation of terms, see Appendix A. For statement on reliability, see the note at the end of the table and Appendix C]

NAICS code	Geography, kind of business, and employment size class	Establishments (number)	Paid employees for pay period including March 12 (number)	First-quarter payroll (\$1,000)	Annual payroll (\$1,000)
	OCEAN—Con.				
54	Professional, scientific, and technical services—Con.				
541	Professional, scientific, and technical services—Con.				
5418	Advertising and related services				
	All establishments	47	e	D	D
	Establishments with 1 to 4 employees	33	X	X	X
	Establishments with 5 to 9 employees	5	X	X	X
	Establishments with 10 to 19 employees	6	X	X	X
	Establishments with 20 to 49 employees	2	X	X	X
	Establishments with 50 to 99 employees	—	X	X	X
	Establishments with 100 to 249 employees	1	X	X	X
	Establishments with 250 to 499 employees	—	X	X	X
	Establishments with 500 to 999 employees	—	X	X	X
	Establishments with 1,000 employees or more	—	X	X	X
54186	Direct mail advertising				
	All establishments	7	175	1 057	4 383
	Establishments with 1 to 4 employees	3	X	X	X
	Establishments with 5 to 9 employees	1	X	X	X
	Establishments with 10 to 19 employees	—	X	X	X
	Establishments with 20 to 49 employees	2	X	X	X
	Establishments with 50 to 99 employees	—	X	X	X
	Establishments with 100 to 249 employees	1	X	X	X
	Establishments with 250 to 499 employees	—	X	X	X
	Establishments with 500 to 999 employees	—	X	X	X
	Establishments with 1,000 employees or more	—	X	X	X
541860	Direct mail advertising				
	All establishments	7	175	1 057	4 383
	Establishments with 1 to 4 employees	3	X	X	X
	Establishments with 5 to 9 employees	1	X	X	X
	Establishments with 10 to 19 employees	—	X	X	X
	Establishments with 20 to 49 employees	2	X	X	X
	Establishments with 50 to 99 employees	—	X	X	X
	Establishments with 100 to 249 employees	1	X	X	X
	Establishments with 250 to 499 employees	—	X	X	X
	Establishments with 500 to 999 employees	—	X	X	X
	Establishments with 1,000 employees or more	—	X	X	X
5419	Other professional, scientific, and technical services				
	All establishments	97	548	3 178	15 833
	Establishments with 1 to 4 employees	62	X	X	X
	Establishments with 5 to 9 employees	18	X	X	X
	Establishments with 10 to 19 employees	11	X	X	X
	Establishments with 20 to 49 employees	6	X	X	X
	Establishments with 50 to 99 employees	—	X	X	X
	Establishments with 100 to 249 employees	—	X	X	X
	Establishments with 250 to 499 employees	—	X	X	X
	Establishments with 500 to 999 employees	—	X	X	X
	Establishments with 1,000 employees or more	—	X	X	X
54194	Veterinary services				
	All establishments	35	328	2 254	10 619
	Establishments with 1 to 4 employees	12	X	X	X
	Establishments with 5 to 9 employees	12	X	X	X
	Establishments with 10 to 19 employees	7	X	X	X
	Establishments with 20 to 49 employees	4	X	X	X
	Establishments with 50 to 99 employees	—	X	X	X
	Establishments with 100 to 249 employees	—	X	X	X
	Establishments with 250 to 499 employees	—	X	X	X
	Establishments with 500 to 999 employees	—	X	X	X
	Establishments with 1,000 employees or more	—	X	X	X
541940	Veterinary services				
	All establishments	35	328	2 254	10 619
	Establishments with 1 to 4 employees	12	X	X	X
	Establishments with 5 to 9 employees	12	X	X	X
	Establishments with 10 to 19 employees	7	X	X	X
	Establishments with 20 to 49 employees	4	X	X	X
	Establishments with 50 to 99 employees	—	X	X	X
	Establishments with 100 to 249 employees	—	X	X	X
	Establishments with 250 to 499 employees	—	X	X	X
	Establishments with 500 to 999 employees	—	X	X	X
	Establishments with 1,000 employees or more	—	X	X	X
54199	All other professional, scientific, and technical services				
	All establishments	42	142	704	3 521
	Establishments with 1 to 4 employees	37	X	X	X
	Establishments with 5 to 9 employees	1	X	X	X
	Establishments with 10 to 19 employees	3	X	X	X
	Establishments with 20 to 49 employees	1	X	X	X
	Establishments with 50 to 99 employees	—	X	X	X
	Establishments with 100 to 249 employees	—	X	X	X
	Establishments with 250 to 499 employees	—	X	X	X
	Establishments with 500 to 999 employees	—	X	X	X
	Establishments with 1,000 employees or more	—	X	X	X

See footnotes at end of table.

Table 5. Establishments, Employees, and Payroll by Industry and Employment Size of Establishments by County: 2004—Con.

[Excludes most government employees, railroad employees, and self-employed persons. Size class 1 to 4 employees includes establishments having payroll, but no employees, during mid-March pay period. For meaning of abbreviations and symbols, see introductory text. For explanation of terms, see Appendix A. For statement on reliability, see the note at the end of the table and Appendix C]

NAICS code	Geography, kind of business, and employment size class	Establishments (number)	Paid employees for pay period including March 12 (number)	First-quarter payroll (\$1,000)	Annual payroll (\$1,000)
	OCEAN—Con.				
54	Professional, scientific, and technical services—Con.				
541	Professional, scientific, and technical services—Con.				
5419	Other professional, scientific, and technical services—Con.				
54199	All other professional, scientific, and technical services—Con.				
541990	All other professional, scientific, and technical services				
	All establishments	42	142	704	3 521
	Establishments with 1 to 4 employees	37	X	X	X
	Establishments with 5 to 9 employees	1	X	X	X
	Establishments with 10 to 19 employees	3	X	X	X
	Establishments with 20 to 49 employees	1	X	X	X
	Establishments with 50 to 99 employees	—	X	X	X
	Establishments with 100 to 249 employees	—	X	X	X
	Establishments with 250 to 499 employees	—	X	X	X
	Establishments with 500 to 999 employees	—	X	X	X
	Establishments with 1,000 employees or more	—	X	X	X
55	Management of companies and enterprises				
	All establishments	19	949	6 838	47 772
	Establishments with 1 to 4 employees	8	X	X	X
	Establishments with 5 to 9 employees	2	X	X	X
	Establishments with 10 to 19 employees	3	X	X	X
	Establishments with 20 to 49 employees	4	X	X	X
	Establishments with 50 to 99 employees	—	X	X	X
	Establishments with 100 to 249 employees	—	X	X	X
	Establishments with 250 to 499 employees	2	X	X	X
	Establishments with 500 to 999 employees	—	X	X	X
	Establishments with 1,000 employees or more	—	X	X	X
551	Management of companies and enterprises				
	All establishments	19	949	6 838	47 772
	Establishments with 1 to 4 employees	8	X	X	X
	Establishments with 5 to 9 employees	2	X	X	X
	Establishments with 10 to 19 employees	3	X	X	X
	Establishments with 20 to 49 employees	4	X	X	X
	Establishments with 50 to 99 employees	—	X	X	X
	Establishments with 100 to 249 employees	—	X	X	X
	Establishments with 250 to 499 employees	2	X	X	X
	Establishments with 500 to 999 employees	—	X	X	X
	Establishments with 1,000 employees or more	—	X	X	X
5511	Management of companies and enterprises				
	All establishments	19	949	6 838	47 772
	Establishments with 1 to 4 employees	8	X	X	X
	Establishments with 5 to 9 employees	2	X	X	X
	Establishments with 10 to 19 employees	3	X	X	X
	Establishments with 20 to 49 employees	4	X	X	X
	Establishments with 50 to 99 employees	—	X	X	X
	Establishments with 100 to 249 employees	—	X	X	X
	Establishments with 250 to 499 employees	2	X	X	X
	Establishments with 500 to 999 employees	—	X	X	X
	Establishments with 1,000 employees or more	—	X	X	X
55111	Management of companies and enterprises				
	All establishments	19	949	6 838	47 772
	Establishments with 1 to 4 employees	8	X	X	X
	Establishments with 5 to 9 employees	2	X	X	X
	Establishments with 10 to 19 employees	3	X	X	X
	Establishments with 20 to 49 employees	4	X	X	X
	Establishments with 50 to 99 employees	—	X	X	X
	Establishments with 100 to 249 employees	—	X	X	X
	Establishments with 250 to 499 employees	2	X	X	X
	Establishments with 500 to 999 employees	—	X	X	X
	Establishments with 1,000 employees or more	—	X	X	X
551114	Corporate, subsidiary, and regional managing offices				
	All establishments	18	f	D	D
	Establishments with 1 to 4 employees	7	X	X	X
	Establishments with 5 to 9 employees	2	X	X	X
	Establishments with 10 to 19 employees	3	X	X	X
	Establishments with 20 to 49 employees	4	X	X	X
	Establishments with 50 to 99 employees	—	X	X	X
	Establishments with 100 to 249 employees	—	X	X	X
	Establishments with 250 to 499 employees	2	X	X	X
	Establishments with 500 to 999 employees	—	X	X	X
	Establishments with 1,000 employees or more	—	X	X	X
56	Administrative and support and waste management and remediation services				
	All establishments	663	5 426	31 272	151 254
	Establishments with 1 to 4 employees	450	X	X	X
	Establishments with 5 to 9 employees	99	X	X	X
	Establishments with 10 to 19 employees	56	X	X	X
	Establishments with 20 to 49 employees	40	X	X	X
	Establishments with 50 to 99 employees	11	X	X	X
	Establishments with 100 to 249 employees	5	X	X	X
	Establishments with 250 to 499 employees	2	X	X	X
	Establishments with 500 to 999 employees	—	X	X	X

See footnotes at end of table.

Table 5. Establishments, Employees, and Payroll by Industry and Employment Size of Establishments by County: 2004—Con.

[Excludes most government employees, railroad employees, and self-employed persons. Size class 1 to 4 employees includes establishments having payroll, but no employees, during mid-March pay period. For meaning of abbreviations and symbols, see introductory text. For explanation of terms, see Appendix A. For statement on reliability, see the note at the end of the table and Appendix C]

NAICS code	Geography, kind of business, and employment size class	Establishments (number)	Paid employees for pay period including March 12 (number)	First-quarter payroll (\$1,000)	Annual payroll (\$1,000)
56	OCEAN—Con.				
	Administrative and support and waste management and remediation services—Con.				
	All establishments—Con.				
	Establishments with 1,000 employees or more	—	X	X	X
561	Administrative and support services				
	All establishments	625	5 005	26 983	132 183
	Establishments with 1 to 4 employees	430	X	X	X
	Establishments with 5 to 9 employees	92	X	X	X
	Establishments with 10 to 19 employees	49	X	X	X
	Establishments with 20 to 49 employees	37	X	X	X
	Establishments with 50 to 99 employees	11	X	X	X
	Establishments with 100 to 249 employees	4	X	X	X
	Establishments with 250 to 499 employees	2	X	X	X
	Establishments with 500 to 999 employees	—	X	X	X
	Establishments with 1,000 employees or more	—	X	X	X
5611	Office administrative services				
	All establishments	38	212	1 949	8 962
	Establishments with 1 to 4 employees	29	X	X	X
	Establishments with 5 to 9 employees	3	X	X	X
	Establishments with 10 to 19 employees	4	X	X	X
	Establishments with 20 to 49 employees	1	X	X	X
	Establishments with 50 to 99 employees	1	X	X	X
	Establishments with 100 to 249 employees	—	X	X	X
	Establishments with 250 to 499 employees	—	X	X	X
	Establishments with 500 to 999 employees	—	X	X	X
	Establishments with 1,000 employees or more	—	X	X	X
56111	Office administrative services				
	All establishments	38	212	1 949	8 962
	Establishments with 1 to 4 employees	29	X	X	X
	Establishments with 5 to 9 employees	3	X	X	X
	Establishments with 10 to 19 employees	4	X	X	X
	Establishments with 20 to 49 employees	1	X	X	X
	Establishments with 50 to 99 employees	1	X	X	X
	Establishments with 100 to 249 employees	—	X	X	X
	Establishments with 250 to 499 employees	—	X	X	X
	Establishments with 500 to 999 employees	—	X	X	X
	Establishments with 1,000 employees or more	—	X	X	X
561110	Office administrative services				
	All establishments	38	212	1 949	8 962
	Establishments with 1 to 4 employees	29	X	X	X
	Establishments with 5 to 9 employees	3	X	X	X
	Establishments with 10 to 19 employees	4	X	X	X
	Establishments with 20 to 49 employees	1	X	X	X
	Establishments with 50 to 99 employees	1	X	X	X
	Establishments with 100 to 249 employees	—	X	X	X
	Establishments with 250 to 499 employees	—	X	X	X
	Establishments with 500 to 999 employees	—	X	X	X
	Establishments with 1,000 employees or more	—	X	X	X
5612	Facilities support services				
	All establishments	4	c	D	D
	Establishments with 1 to 4 employees	1	X	X	X
	Establishments with 5 to 9 employees	2	X	X	X
	Establishments with 10 to 19 employees	—	X	X	X
	Establishments with 20 to 49 employees	—	X	X	X
	Establishments with 50 to 99 employees	1	X	X	X
	Establishments with 100 to 249 employees	—	X	X	X
	Establishments with 250 to 499 employees	—	X	X	X
	Establishments with 500 to 999 employees	—	X	X	X
	Establishments with 1,000 employees or more	—	X	X	X
56121	Facilities support services				
	All establishments	4	c	D	D
	Establishments with 1 to 4 employees	1	X	X	X
	Establishments with 5 to 9 employees	2	X	X	X
	Establishments with 10 to 19 employees	—	X	X	X
	Establishments with 20 to 49 employees	—	X	X	X
	Establishments with 50 to 99 employees	1	X	X	X
	Establishments with 100 to 249 employees	—	X	X	X
	Establishments with 250 to 499 employees	—	X	X	X
	Establishments with 500 to 999 employees	—	X	X	X
	Establishments with 1,000 employees or more	—	X	X	X
561210	Facilities support services				
	All establishments	4	c	D	D
	Establishments with 1 to 4 employees	1	X	X	X
	Establishments with 5 to 9 employees	2	X	X	X
	Establishments with 10 to 19 employees	—	X	X	X
	Establishments with 20 to 49 employees	—	X	X	X
	Establishments with 50 to 99 employees	1	X	X	X
	Establishments with 100 to 249 employees	—	X	X	X
	Establishments with 250 to 499 employees	—	X	X	X
	Establishments with 500 to 999 employees	—	X	X	X
	Establishments with 1,000 employees or more	—	X	X	X

See footnotes at end of table.

Table 5. Establishments, Employees, and Payroll by Industry and Employment Size of Establishments by County: 2004—Con.

[Excludes most government employees, railroad employees, and self-employed persons. Size class 1 to 4 employees includes establishments having payroll, but no employees, during mid-March pay period. For meaning of abbreviations and symbols, see introductory text. For explanation of terms, see Appendix A. For statement on reliability, see the note at the end of the table and Appendix C]

NAICS code	Geography, kind of business, and employment size class	Establishments (number)	Paid employees for pay period including March 12 (number)	First-quarter payroll (\$1,000)	Annual payroll (\$1,000)
56	OCEAN—Con.				
	Administrative and support and waste management and remediation services—Con.				
561	Administrative and support services—Con.				
5613	Employment services				
	All establishments	33	1 199	5 025	23 740
	Establishments with 1 to 4 employees	12	X	X	X
	Establishments with 5 to 9 employees	4	X	X	X
	Establishments with 10 to 19 employees	6	X	X	X
	Establishments with 20 to 49 employees	4	X	X	X
	Establishments with 50 to 99 employees	5	X	X	X
	Establishments with 100 to 249 employees	1	X	X	X
	Establishments with 250 to 499 employees	1	X	X	X
	Establishments with 500 to 999 employees	—	X	X	X
	Establishments with 1,000 employees or more	—	X	X	X
56132	Temporary help services				
	All establishments	14	1 016	3 908	17 298
	Establishments with 1 to 4 employees	2	X	X	X
	Establishments with 5 to 9 employees	2	X	X	X
	Establishments with 10 to 19 employees	2	X	X	X
	Establishments with 20 to 49 employees	1	X	X	X
	Establishments with 50 to 99 employees	5	X	X	X
	Establishments with 100 to 249 employees	1	X	X	X
	Establishments with 250 to 499 employees	1	X	X	X
	Establishments with 500 to 999 employees	—	X	X	X
	Establishments with 1,000 employees or more	—	X	X	X
561320	Temporary help services				
	All establishments	14	1 016	3 908	17 298
	Establishments with 1 to 4 employees	2	X	X	X
	Establishments with 5 to 9 employees	2	X	X	X
	Establishments with 10 to 19 employees	2	X	X	X
	Establishments with 20 to 49 employees	1	X	X	X
	Establishments with 50 to 99 employees	5	X	X	X
	Establishments with 100 to 249 employees	1	X	X	X
	Establishments with 250 to 499 employees	1	X	X	X
	Establishments with 500 to 999 employees	—	X	X	X
	Establishments with 1,000 employees or more	—	X	X	X
56133	Professional employer organizations				
	All establishments	8	102	697	4 404
	Establishments with 1 to 4 employees	3	X	X	X
	Establishments with 5 to 9 employees	2	X	X	X
	Establishments with 10 to 19 employees	1	X	X	X
	Establishments with 20 to 49 employees	2	X	X	X
	Establishments with 50 to 99 employees	—	X	X	X
	Establishments with 100 to 249 employees	—	X	X	X
	Establishments with 250 to 499 employees	—	X	X	X
	Establishments with 500 to 999 employees	—	X	X	X
	Establishments with 1,000 employees or more	—	X	X	X
561330	Professional employer organizations				
	All establishments	8	102	697	4 404
	Establishments with 1 to 4 employees	3	X	X	X
	Establishments with 5 to 9 employees	2	X	X	X
	Establishments with 10 to 19 employees	1	X	X	X
	Establishments with 20 to 49 employees	2	X	X	X
	Establishments with 50 to 99 employees	—	X	X	X
	Establishments with 100 to 249 employees	—	X	X	X
	Establishments with 250 to 499 employees	—	X	X	X
	Establishments with 500 to 999 employees	—	X	X	X
	Establishments with 1,000 employees or more	—	X	X	X
5614	Business support services				
	All establishments	32	772	6 604	26 204
	Establishments with 1 to 4 employees	19	X	X	X
	Establishments with 5 to 9 employees	3	X	X	X
	Establishments with 10 to 19 employees	2	X	X	X
	Establishments with 20 to 49 employees	4	X	X	X
	Establishments with 50 to 99 employees	2	X	X	X
	Establishments with 100 to 249 employees	1	X	X	X
	Establishments with 250 to 499 employees	1	X	X	X
	Establishments with 500 to 999 employees	—	X	X	X
	Establishments with 1,000 employees or more	—	X	X	X
56142	Telephone call centers				
	All establishments	7	595	5 151	20 131
	Establishments with 1 to 4 employees	—	X	X	X
	Establishments with 5 to 9 employees	1	X	X	X
	Establishments with 10 to 19 employees	1	X	X	X
	Establishments with 20 to 49 employees	2	X	X	X
	Establishments with 50 to 99 employees	1	X	X	X
	Establishments with 100 to 249 employees	1	X	X	X
	Establishments with 250 to 499 employees	1	X	X	X
	Establishments with 500 to 999 employees	—	X	X	X
	Establishments with 1,000 employees or more	—	X	X	X

See footnotes at end of table.

Table 5. Establishments, Employees, and Payroll by Industry and Employment Size of Establishments by County: 2004—Con.

[Excludes most government employees, railroad employees, and self-employed persons. Size class 1 to 4 employees includes establishments having payroll, but no employees, during mid-March pay period. For meaning of abbreviations and symbols, see introductory text. For explanation of terms, see Appendix A. For statement on reliability, see the note at the end of the table and Appendix C]

NAICS code	Geography, kind of business, and employment size class	Establishments (number)	Paid employees for pay period including March 12 (number)	First-quarter payroll (\$1,000)	Annual payroll (\$1,000)
56	OCEAN—Con.				
	Administrative and support and waste management and remediation services—Con.				
561	Administrative and support services—Con.				
5614	Business support services—Con.				
56142	Telephone call centers—Con.				
561422	Telemarketing bureaus				
	All establishments	5	f	D	D
	Establishments with 1 to 4 employees	—	X	X	X
	Establishments with 5 to 9 employees	1	X	X	X
	Establishments with 10 to 19 employees	—	X	X	X
	Establishments with 20 to 49 employees	1	X	X	X
	Establishments with 50 to 99 employees	1	X	X	X
	Establishments with 100 to 249 employees	1	X	X	X
	Establishments with 250 to 499 employees	1	X	X	X
	Establishments with 500 to 999 employees	—	X	X	X
	Establishments with 1,000 employees or more	—	X	X	X
56144	Collection agencies				
	All establishments	5	c	D	D
	Establishments with 1 to 4 employees	3	X	X	X
	Establishments with 5 to 9 employees	—	X	X	X
	Establishments with 10 to 19 employees	—	X	X	X
	Establishments with 20 to 49 employees	1	X	X	X
	Establishments with 50 to 99 employees	1	X	X	X
	Establishments with 100 to 249 employees	—	X	X	X
	Establishments with 250 to 499 employees	—	X	X	X
	Establishments with 500 to 999 employees	—	X	X	X
	Establishments with 1,000 employees or more	—	X	X	X
561440	Collection agencies				
	All establishments	5	c	D	D
	Establishments with 1 to 4 employees	3	X	X	X
	Establishments with 5 to 9 employees	—	X	X	X
	Establishments with 10 to 19 employees	—	X	X	X
	Establishments with 20 to 49 employees	1	X	X	X
	Establishments with 50 to 99 employees	1	X	X	X
	Establishments with 100 to 249 employees	—	X	X	X
	Establishments with 250 to 499 employees	—	X	X	X
	Establishments with 500 to 999 employees	—	X	X	X
	Establishments with 1,000 employees or more	—	X	X	X
5615	Travel arrangement and reservation services				
	All establishments	34	c	D	D
	Establishments with 1 to 4 employees	24	X	X	X
	Establishments with 5 to 9 employees	5	X	X	X
	Establishments with 10 to 19 employees	3	X	X	X
	Establishments with 20 to 49 employees	2	X	X	X
	Establishments with 50 to 99 employees	—	X	X	X
	Establishments with 100 to 249 employees	—	X	X	X
	Establishments with 250 to 499 employees	—	X	X	X
	Establishments with 500 to 999 employees	—	X	X	X
	Establishments with 1,000 employees or more	—	X	X	X
56151	Travel agencies				
	All establishments	27	106	522	2 256
	Establishments with 1 to 4 employees	20	X	X	X
	Establishments with 5 to 9 employees	4	X	X	X
	Establishments with 10 to 19 employees	2	X	X	X
	Establishments with 20 to 49 employees	1	X	X	X
	Establishments with 50 to 99 employees	—	X	X	X
	Establishments with 100 to 249 employees	—	X	X	X
	Establishments with 250 to 499 employees	—	X	X	X
	Establishments with 500 to 999 employees	—	X	X	X
	Establishments with 1,000 employees or more	—	X	X	X
561510	Travel agencies				
	All establishments	27	106	522	2 256
	Establishments with 1 to 4 employees	20	X	X	X
	Establishments with 5 to 9 employees	4	X	X	X
	Establishments with 10 to 19 employees	2	X	X	X
	Establishments with 20 to 49 employees	1	X	X	X
	Establishments with 50 to 99 employees	—	X	X	X
	Establishments with 100 to 249 employees	—	X	X	X
	Establishments with 250 to 499 employees	—	X	X	X
	Establishments with 500 to 999 employees	—	X	X	X
	Establishments with 1,000 employees or more	—	X	X	X
5616	Investigation and security services				
	All establishments	40	443	2 799	11 945
	Establishments with 1 to 4 employees	20	X	X	X
	Establishments with 5 to 9 employees	11	X	X	X
	Establishments with 10 to 19 employees	3	X	X	X
	Establishments with 20 to 49 employees	5	X	X	X
	Establishments with 50 to 99 employees	—	X	X	X
	Establishments with 100 to 249 employees	1	X	X	X
	Establishments with 250 to 499 employees	—	X	X	X

See footnotes at end of table.

Table 5. Establishments, Employees, and Payroll by Industry and Employment Size of Establishments by County: 2004—Con.

[Excludes most government employees, railroad employees, and self-employed persons. Size class 1 to 4 employees includes establishments having payroll, but no employees, during mid-March pay period. For meaning of abbreviations and symbols, see introductory text. For explanation of terms, see Appendix A. For statement on reliability, see the note at the end of the table and Appendix C]

NAICS code	Geography, kind of business, and employment size class	Establishments (number)	Paid employees for pay period including March 12 (number)	First-quarter payroll (\$1,000)	Annual payroll (\$1,000)
	OCEAN—Con.				
56	Administrative and support and waste management and remediation services—Con.				
561	Administrative and support services—Con.				
5616	Investigation and security services—Con.				
	All establishments—Con.				
	Establishments with 500 to 999 employees	—	X	X	X
	Establishments with 1,000 employees or more	—	X	X	X
56161	Investigation, guard, and armored car services				
	All establishments	21	297	1 849	7 743
	Establishments with 1 to 4 employees	12	X	X	X
	Establishments with 5 to 9 employees	3	X	X	X
	Establishments with 10 to 19 employees	2	X	X	X
	Establishments with 20 to 49 employees	3	X	X	X
	Establishments with 50 to 99 employees	—	X	X	X
	Establishments with 100 to 249 employees	1	X	X	X
	Establishments with 250 to 499 employees	—	X	X	X
	Establishments with 500 to 999 employees	—	X	X	X
	Establishments with 1,000 employees or more	—	X	X	X
561612	Security guards and patrol services				
	All establishments	3	c	D	D
	Establishments with 1 to 4 employees	—	X	X	X
	Establishments with 5 to 9 employees	—	X	X	X
	Establishments with 10 to 19 employees	—	X	X	X
	Establishments with 20 to 49 employees	2	X	X	X
	Establishments with 50 to 99 employees	—	X	X	X
	Establishments with 100 to 249 employees	1	X	X	X
	Establishments with 250 to 499 employees	—	X	X	X
	Establishments with 500 to 999 employees	—	X	X	X
	Establishments with 1,000 employees or more	—	X	X	X
56162	Security systems services				
	All establishments	19	146	950	4 202
	Establishments with 1 to 4 employees	8	X	X	X
	Establishments with 5 to 9 employees	8	X	X	X
	Establishments with 10 to 19 employees	1	X	X	X
	Establishments with 20 to 49 employees	2	X	X	X
	Establishments with 50 to 99 employees	—	X	X	X
	Establishments with 100 to 249 employees	—	X	X	X
	Establishments with 250 to 499 employees	—	X	X	X
	Establishments with 500 to 999 employees	—	X	X	X
	Establishments with 1,000 employees or more	—	X	X	X
561621	Security systems services (except locksmiths)				
	All establishments	16	129	811	3 531
	Establishments with 1 to 4 employees	8	X	X	X
	Establishments with 5 to 9 employees	5	X	X	X
	Establishments with 10 to 19 employees	1	X	X	X
	Establishments with 20 to 49 employees	2	X	X	X
	Establishments with 50 to 99 employees	—	X	X	X
	Establishments with 100 to 249 employees	—	X	X	X
	Establishments with 250 to 499 employees	—	X	X	X
	Establishments with 500 to 999 employees	—	X	X	X
	Establishments with 1,000 employees or more	—	X	X	X
5617	Services to buildings and dwellings				
	All establishments	414	1 904	7 638	47 371
	Establishments with 1 to 4 employees	304	X	X	X
	Establishments with 5 to 9 employees	61	X	X	X
	Establishments with 10 to 19 employees	28	X	X	X
	Establishments with 20 to 49 employees	18	X	X	X
	Establishments with 50 to 99 employees	2	X	X	X
	Establishments with 100 to 249 employees	1	X	X	X
	Establishments with 250 to 499 employees	—	X	X	X
	Establishments with 500 to 999 employees	—	X	X	X
	Establishments with 1,000 employees or more	—	X	X	X
56171	Exterminating and pest control services				
	All establishments	33	167	1 199	5 278
	Establishments with 1 to 4 employees	26	X	X	X
	Establishments with 5 to 9 employees	4	X	X	X
	Establishments with 10 to 19 employees	—	X	X	X
	Establishments with 20 to 49 employees	3	X	X	X
	Establishments with 50 to 99 employees	—	X	X	X
	Establishments with 100 to 249 employees	—	X	X	X
	Establishments with 250 to 499 employees	—	X	X	X
	Establishments with 500 to 999 employees	—	X	X	X
	Establishments with 1,000 employees or more	—	X	X	X
561710	Exterminating and pest control services				

See footnotes at end of table.

Table 5. Establishments, Employees, and Payroll by Industry and Employment Size of Establishments by County: 2004—Con.

[Excludes most government employees, railroad employees, and self-employed persons. Size class 1 to 4 employees includes establishments having payroll, but no employees, during mid-March pay period. For meaning of abbreviations and symbols, see introductory text. For explanation of terms, see Appendix A. For statement on reliability, see the note at the end of the table and Appendix C]

NAICS code	Geography, kind of business, and employment size class	Establishments (number)	Paid employees for pay period including March 12 (number)	First-quarter payroll (\$1,000)	Annual payroll (\$1,000)
56	OCEAN—Con.				
	Administrative and support and waste management and remediation services—Con.				
561	Administrative and support services—Con.				
5617	Services to buildings and dwellings—Con.				
56171	Exterminating and pest control services—Con.				
561710	Exterminating and pest control services—Con.				
	All establishments	33	167	1 199	5 278
	Establishments with 1 to 4 employees	26	X	X	X
	Establishments with 5 to 9 employees	4	X	X	X
	Establishments with 10 to 19 employees	—	X	X	X
	Establishments with 20 to 49 employees	3	X	X	X
	Establishments with 50 to 99 employees	—	X	X	X
	Establishments with 100 to 249 employees	—	X	X	X
	Establishments with 250 to 499 employees	—	X	X	X
	Establishments with 500 to 999 employees	—	X	X	X
	Establishments with 1,000 employees or more	—	X	X	X
56172	Janitorial services				
	All establishments	99	748	2 555	10 851
	Establishments with 1 to 4 employees	64	X	X	X
	Establishments with 5 to 9 employees	15	X	X	X
	Establishments with 10 to 19 employees	11	X	X	X
	Establishments with 20 to 49 employees	7	X	X	X
	Establishments with 50 to 99 employees	1	X	X	X
	Establishments with 100 to 249 employees	1	X	X	X
	Establishments with 250 to 499 employees	—	X	X	X
	Establishments with 500 to 999 employees	—	X	X	X
	Establishments with 1,000 employees or more	—	X	X	X
561720	Janitorial services				
	All establishments	99	748	2 555	10 851
	Establishments with 1 to 4 employees	64	X	X	X
	Establishments with 5 to 9 employees	15	X	X	X
	Establishments with 10 to 19 employees	11	X	X	X
	Establishments with 20 to 49 employees	7	X	X	X
	Establishments with 50 to 99 employees	1	X	X	X
	Establishments with 100 to 249 employees	1	X	X	X
	Establishments with 250 to 499 employees	—	X	X	X
	Establishments with 500 to 999 employees	—	X	X	X
	Establishments with 1,000 employees or more	—	X	X	X
56173	Landscaping services				
	All establishments	235	794	2 893	24 847
	Establishments with 1 to 4 employees	183	X	X	X
	Establishments with 5 to 9 employees	32	X	X	X
	Establishments with 10 to 19 employees	12	X	X	X
	Establishments with 20 to 49 employees	7	X	X	X
	Establishments with 50 to 99 employees	1	X	X	X
	Establishments with 100 to 249 employees	—	X	X	X
	Establishments with 250 to 499 employees	—	X	X	X
	Establishments with 500 to 999 employees	—	X	X	X
	Establishments with 1,000 employees or more	—	X	X	X
561730	Landscaping services				
	All establishments	235	794	2 893	24 847
	Establishments with 1 to 4 employees	183	X	X	X
	Establishments with 5 to 9 employees	32	X	X	X
	Establishments with 10 to 19 employees	12	X	X	X
	Establishments with 20 to 49 employees	7	X	X	X
	Establishments with 50 to 99 employees	1	X	X	X
	Establishments with 100 to 249 employees	—	X	X	X
	Establishments with 250 to 499 employees	—	X	X	X
	Establishments with 500 to 999 employees	—	X	X	X
	Establishments with 1,000 employees or more	—	X	X	X
56179	Other services to buildings and dwellings				
	All establishments	25	100	610	4 119
	Establishments with 1 to 4 employees	16	X	X	X
	Establishments with 5 to 9 employees	6	X	X	X
	Establishments with 10 to 19 employees	2	X	X	X
	Establishments with 20 to 49 employees	1	X	X	X
	Establishments with 50 to 99 employees	—	X	X	X
	Establishments with 100 to 249 employees	—	X	X	X
	Establishments with 250 to 499 employees	—	X	X	X
	Establishments with 500 to 999 employees	—	X	X	X
	Establishments with 1,000 employees or more	—	X	X	X
561790	Other services to buildings and dwellings				
	All establishments	25	100	610	4 119
	Establishments with 1 to 4 employees	16	X	X	X
	Establishments with 5 to 9 employees	6	X	X	X
	Establishments with 10 to 19 employees	2	X	X	X
	Establishments with 20 to 49 employees	1	X	X	X
	Establishments with 50 to 99 employees	—	X	X	X
	Establishments with 100 to 249 employees	—	X	X	X
	Establishments with 250 to 499 employees	—	X	X	X

See footnotes at end of table.

Table 5. Establishments, Employees, and Payroll by Industry and Employment Size of Establishments by County: 2004—Con.

[Excludes most government employees, railroad employees, and self-employed persons. Size class 1 to 4 employees includes establishments having payroll, but no employees, during mid-March pay period. For meaning of abbreviations and symbols, see introductory text. For explanation of terms, see Appendix A. For statement on reliability, see the note at the end of the table and Appendix C]

NAICS code	Geography, kind of business, and employment size class	Establishments (number)	Paid employees for pay period including March 12 (number)	First-quarter payroll (\$1,000)	Annual payroll (\$1,000)
	OCEAN—Con.				
56	Administrative and support and waste management and remediation services—Con.				
561	Administrative and support services—Con.				
5617	Services to buildings and dwellings—Con.				
56179	Other services to buildings and dwellings—Con.				
561790	Other services to buildings and dwellings—Con.				
	All establishments—Con.				
	Establishments with 500 to 999 employees	—	X	X	X
	Establishments with 1,000 employees or more	—	X	X	X
5619	Other support services				
	All establishments	30	190	1 334	6 920
	Establishments with 1 to 4 employees	21	X	X	X
	Establishments with 5 to 9 employees	3	X	X	X
	Establishments with 10 to 19 employees	3	X	X	X
	Establishments with 20 to 49 employees	3	X	X	X
	Establishments with 50 to 99 employees	—	X	X	X
	Establishments with 100 to 249 employees	—	X	X	X
	Establishments with 250 to 499 employees	—	X	X	X
	Establishments with 500 to 999 employees	—	X	X	X
	Establishments with 1,000 employees or more	—	X	X	X
56191	Packaging and labeling services				
	All establishments	4	102	599	3 703
	Establishments with 1 to 4 employees	1	X	X	X
	Establishments with 5 to 9 employees	—	X	X	X
	Establishments with 10 to 19 employees	—	X	X	X
	Establishments with 20 to 49 employees	3	X	X	X
	Establishments with 50 to 99 employees	—	X	X	X
	Establishments with 100 to 249 employees	—	X	X	X
	Establishments with 250 to 499 employees	—	X	X	X
	Establishments with 500 to 999 employees	—	X	X	X
	Establishments with 1,000 employees or more	—	X	X	X
561910	Packaging and labeling services				
	All establishments	4	102	599	3 703
	Establishments with 1 to 4 employees	1	X	X	X
	Establishments with 5 to 9 employees	—	X	X	X
	Establishments with 10 to 19 employees	—	X	X	X
	Establishments with 20 to 49 employees	3	X	X	X
	Establishments with 50 to 99 employees	—	X	X	X
	Establishments with 100 to 249 employees	—	X	X	X
	Establishments with 250 to 499 employees	—	X	X	X
	Establishments with 500 to 999 employees	—	X	X	X
	Establishments with 1,000 employees or more	—	X	X	X
562	Waste management and remediation services				
	All establishments	38	421	4 289	19 071
	Establishments with 1 to 4 employees	20	X	X	X
	Establishments with 5 to 9 employees	7	X	X	X
	Establishments with 10 to 19 employees	7	X	X	X
	Establishments with 20 to 49 employees	3	X	X	X
	Establishments with 50 to 99 employees	—	X	X	X
	Establishments with 100 to 249 employees	1	X	X	X
	Establishments with 250 to 499 employees	—	X	X	X
	Establishments with 500 to 999 employees	—	X	X	X
	Establishments with 1,000 employees or more	—	X	X	X
5621	Waste collection				
	All establishments	18	224	2 334	10 070
	Establishments with 1 to 4 employees	11	X	X	X
	Establishments with 5 to 9 employees	3	X	X	X
	Establishments with 10 to 19 employees	3	X	X	X
	Establishments with 20 to 49 employees	—	X	X	X
	Establishments with 50 to 99 employees	—	X	X	X
	Establishments with 100 to 249 employees	1	X	X	X
	Establishments with 250 to 499 employees	—	X	X	X
	Establishments with 500 to 999 employees	—	X	X	X
	Establishments with 1,000 employees or more	—	X	X	X
56211	Waste collection				
	All establishments	18	224	2 334	10 070
	Establishments with 1 to 4 employees	11	X	X	X
	Establishments with 5 to 9 employees	3	X	X	X
	Establishments with 10 to 19 employees	3	X	X	X
	Establishments with 20 to 49 employees	—	X	X	X
	Establishments with 50 to 99 employees	—	X	X	X
	Establishments with 100 to 249 employees	1	X	X	X
	Establishments with 250 to 499 employees	—	X	X	X
	Establishments with 500 to 999 employees	—	X	X	X
	Establishments with 1,000 employees or more	—	X	X	X

See footnotes at end of table.

Table 5. Establishments, Employees, and Payroll by Industry and Employment Size of Establishments by County: 2004—Con.

[Excludes most government employees, railroad employees, and self-employed persons. Size class 1 to 4 employees includes establishments having payroll, but no employees, during mid-March pay period. For meaning of abbreviations and symbols, see introductory text. For explanation of terms, see Appendix A. For statement on reliability, see the note at the end of the table and Appendix C]

NAICS code	Geography, kind of business, and employment size class	Establishments (number)	Paid employees for pay period including March 12 (number)	First-quarter payroll (\$1,000)	Annual payroll (\$1,000)
	OCEAN—Con.				
56	Administrative and support and waste management and remediation services—Con.				
562	Waste management and remediation services—Con.				
5621	Waste collection—Con.				
56211	Waste collection—Con.				
562111	Solid waste collection				
	All establishments	17	c	D	D
	Establishments with 1 to 4 employees	11	X	X	X
	Establishments with 5 to 9 employees	2	X	X	X
	Establishments with 10 to 19 employees	3	X	X	X
	Establishments with 20 to 49 employees	—	X	X	X
	Establishments with 50 to 99 employees	—	X	X	X
	Establishments with 100 to 249 employees	1	X	X	X
	Establishments with 250 to 499 employees	—	X	X	X
	Establishments with 500 to 999 employees	—	X	X	X
	Establishments with 1,000 employees or more	—	X	X	X
5629	Remediation and other waste management services				
	All establishments	18	c	D	D
	Establishments with 1 to 4 employees	8	X	X	X
	Establishments with 5 to 9 employees	4	X	X	X
	Establishments with 10 to 19 employees	4	X	X	X
	Establishments with 20 to 49 employees	2	X	X	X
	Establishments with 50 to 99 employees	—	X	X	X
	Establishments with 100 to 249 employees	—	X	X	X
	Establishments with 250 to 499 employees	—	X	X	X
	Establishments with 500 to 999 employees	—	X	X	X
	Establishments with 1,000 employees or more	—	X	X	X
61	Educational services				
	All establishments	164	3 172	14 799	60 440
	Establishments with 1 to 4 employees	68	X	X	X
	Establishments with 5 to 9 employees	33	X	X	X
	Establishments with 10 to 19 employees	24	X	X	X
	Establishments with 20 to 49 employees	25	X	X	X
	Establishments with 50 to 99 employees	9	X	X	X
	Establishments with 100 to 249 employees	4	X	X	X
	Establishments with 250 to 499 employees	—	X	X	X
	Establishments with 500 to 999 employees	1	X	X	X
	Establishments with 1,000 employees or more	—	X	X	X
611	Educational services				
	All establishments	164	3 172	14 799	60 440
	Establishments with 1 to 4 employees	68	X	X	X
	Establishments with 5 to 9 employees	33	X	X	X
	Establishments with 10 to 19 employees	24	X	X	X
	Establishments with 20 to 49 employees	25	X	X	X
	Establishments with 50 to 99 employees	9	X	X	X
	Establishments with 100 to 249 employees	4	X	X	X
	Establishments with 250 to 499 employees	—	X	X	X
	Establishments with 500 to 999 employees	1	X	X	X
	Establishments with 1,000 employees or more	—	X	X	X
6111	Elementary and secondary schools				
	All establishments	47	1 701	8 170	32 870
	Establishments with 1 to 4 employees	5	X	X	X
	Establishments with 5 to 9 employees	5	X	X	X
	Establishments with 10 to 19 employees	8	X	X	X
	Establishments with 20 to 49 employees	18	X	X	X
	Establishments with 50 to 99 employees	7	X	X	X
	Establishments with 100 to 249 employees	4	X	X	X
	Establishments with 250 to 499 employees	—	X	X	X
	Establishments with 500 to 999 employees	—	X	X	X
	Establishments with 1,000 employees or more	—	X	X	X
61111	Elementary and secondary schools				
	All establishments	47	1 701	8 170	32 870
	Establishments with 1 to 4 employees	5	X	X	X
	Establishments with 5 to 9 employees	5	X	X	X
	Establishments with 10 to 19 employees	8	X	X	X
	Establishments with 20 to 49 employees	18	X	X	X
	Establishments with 50 to 99 employees	7	X	X	X
	Establishments with 100 to 249 employees	4	X	X	X
	Establishments with 250 to 499 employees	—	X	X	X
	Establishments with 500 to 999 employees	—	X	X	X
	Establishments with 1,000 employees or more	—	X	X	X
611110	Elementary and secondary schools				
	All establishments	47	1 701	8 170	32 870
	Establishments with 1 to 4 employees	5	X	X	X
	Establishments with 5 to 9 employees	5	X	X	X
	Establishments with 10 to 19 employees	8	X	X	X
	Establishments with 20 to 49 employees	18	X	X	X
	Establishments with 50 to 99 employees	7	X	X	X
	Establishments with 100 to 249 employees	4	X	X	X
	Establishments with 250 to 499 employees	—	X	X	X
	Establishments with 500 to 999 employees	—	X	X	X
	Establishments with 1,000 employees or more	—	X	X	X

See footnotes at end of table.

Table 5. Establishments, Employees, and Payroll by Industry and Employment Size of Establishments by County: 2004—Con.

[Excludes most government employees, railroad employees, and self-employed persons. Size class 1 to 4 employees includes establishments having payroll, but no employees, during mid-March pay period. For meaning of abbreviations and symbols, see introductory text. For explanation of terms, see Appendix A. For statement on reliability, see the note at the end of the table and Appendix C]

NAICS code	Geography, kind of business, and employment size class	Establishments (number)	Paid employees for pay period including March 12 (number)	First-quarter payroll (\$1,000)	Annual payroll (\$1,000)
	OCEAN—Con.				
61	Educational services—Con.				
611	Educational services—Con.				
6111	Elementary and secondary schools—Con.				
61111	Elementary and secondary schools—Con.				
611110	Elementary and secondary schools—Con.				
	All establishments—Con.				
	Establishments with 1,000 employees or more	—	X	X	X
6113	Colleges and universities				
	All establishments	2	f	D	D
	Establishments with 1 to 4 employees	1	X	X	X
	Establishments with 5 to 9 employees	—	X	X	X
	Establishments with 10 to 19 employees	—	X	X	X
	Establishments with 20 to 49 employees	—	X	X	X
	Establishments with 50 to 99 employees	—	X	X	X
	Establishments with 100 to 249 employees	—	X	X	X
	Establishments with 250 to 499 employees	—	X	X	X
	Establishments with 500 to 999 employees	1	X	X	X
	Establishments with 1,000 employees or more	—	X	X	X
61131	Colleges and universities				
	All establishments	2	f	D	D
	Establishments with 1 to 4 employees	1	X	X	X
	Establishments with 5 to 9 employees	—	X	X	X
	Establishments with 10 to 19 employees	—	X	X	X
	Establishments with 20 to 49 employees	—	X	X	X
	Establishments with 50 to 99 employees	—	X	X	X
	Establishments with 100 to 249 employees	—	X	X	X
	Establishments with 250 to 499 employees	—	X	X	X
	Establishments with 500 to 999 employees	1	X	X	X
	Establishments with 1,000 employees or more	—	X	X	X
611310	Colleges and universities				
	All establishments	2	f	D	D
	Establishments with 1 to 4 employees	1	X	X	X
	Establishments with 5 to 9 employees	—	X	X	X
	Establishments with 10 to 19 employees	—	X	X	X
	Establishments with 20 to 49 employees	—	X	X	X
	Establishments with 50 to 99 employees	—	X	X	X
	Establishments with 100 to 249 employees	—	X	X	X
	Establishments with 250 to 499 employees	—	X	X	X
	Establishments with 500 to 999 employees	1	X	X	X
	Establishments with 1,000 employees or more	—	X	X	X
6115	Technical and trade schools				
	All establishments	13	129	690	2 819
	Establishments with 1 to 4 employees	5	X	X	X
	Establishments with 5 to 9 employees	—	X	X	X
	Establishments with 10 to 19 employees	7	X	X	X
	Establishments with 20 to 49 employees	1	X	X	X
	Establishments with 50 to 99 employees	—	X	X	X
	Establishments with 100 to 249 employees	—	X	X	X
	Establishments with 250 to 499 employees	—	X	X	X
	Establishments with 500 to 999 employees	—	X	X	X
	Establishments with 1,000 employees or more	—	X	X	X
61151	Technical and trade schools				
	All establishments	13	129	690	2 819
	Establishments with 1 to 4 employees	5	X	X	X
	Establishments with 5 to 9 employees	—	X	X	X
	Establishments with 10 to 19 employees	7	X	X	X
	Establishments with 20 to 49 employees	1	X	X	X
	Establishments with 50 to 99 employees	—	X	X	X
	Establishments with 100 to 249 employees	—	X	X	X
	Establishments with 250 to 499 employees	—	X	X	X
	Establishments with 500 to 999 employees	—	X	X	X
	Establishments with 1,000 employees or more	—	X	X	X
6116	Other schools and instruction				
	All establishments	84	574	1 867	7 363
	Establishments with 1 to 4 employees	45	X	X	X
	Establishments with 5 to 9 employees	26	X	X	X
	Establishments with 10 to 19 employees	8	X	X	X
	Establishments with 20 to 49 employees	3	X	X	X
	Establishments with 50 to 99 employees	3	X	X	X
	Establishments with 100 to 249 employees	2	X	X	X
	Establishments with 250 to 499 employees	—	X	X	X
	Establishments with 500 to 999 employees	—	X	X	X
	Establishments with 1,000 employees or more	—	X	X	X

See footnotes at end of table.

Table 5. **Establishments, Employees, and Payroll by Industry and Employment Size of Establishments by County: 2004—Con.**

[Excludes most government employees, railroad employees, and self-employed persons. Size class 1 to 4 employees includes establishments having payroll, but no employees, during mid-March pay period. For meaning of abbreviations and symbols, see introductory text. For explanation of terms, see Appendix A. For statement on reliability, see the note at the end of the table and Appendix C]

NAICS code	Geography, kind of business, and employment size class	Establishments (number)	Paid employees for pay period including March 12 (number)	First-quarter payroll (\$1,000)	Annual payroll (\$1,000)
	OCEAN—Con.				
61	Educational services—Con.				
611	Educational services—Con.				
6116	Other schools and instruction—Con.				
61161	Fine arts schools				
	All establishments	35	161	468	1 596
	Establishments with 1 to 4 employees	18	X	X	X
	Establishments with 5 to 9 employees	13	X	X	X
	Establishments with 10 to 19 employees	4	X	X	X
	Establishments with 20 to 49 employees	—	X	X	X
	Establishments with 50 to 99 employees	—	X	X	X
	Establishments with 100 to 249 employees	—	X	X	X
	Establishments with 250 to 499 employees	—	X	X	X
	Establishments with 500 to 999 employees	—	X	X	X
	Establishments with 1,000 employees or more	—	X	X	X
611610	Fine arts schools				
	All establishments	35	161	468	1 596
	Establishments with 1 to 4 employees	18	X	X	X
	Establishments with 5 to 9 employees	13	X	X	X
	Establishments with 10 to 19 employees	4	X	X	X
	Establishments with 20 to 49 employees	—	X	X	X
	Establishments with 50 to 99 employees	—	X	X	X
	Establishments with 100 to 249 employees	—	X	X	X
	Establishments with 250 to 499 employees	—	X	X	X
	Establishments with 500 to 999 employees	—	X	X	X
	Establishments with 1,000 employees or more	—	X	X	X
61162	Sports and recreation instruction				
	All establishments	22	116	350	1 781
	Establishments with 1 to 4 employees	10	X	X	X
	Establishments with 5 to 9 employees	10	X	X	X
	Establishments with 10 to 19 employees	1	X	X	X
	Establishments with 20 to 49 employees	1	X	X	X
	Establishments with 50 to 99 employees	—	X	X	X
	Establishments with 100 to 249 employees	—	X	X	X
	Establishments with 250 to 499 employees	—	X	X	X
	Establishments with 500 to 999 employees	—	X	X	X
	Establishments with 1,000 employees or more	—	X	X	X
611620	Sports and recreation instruction				
	All establishments	22	116	350	1 781
	Establishments with 1 to 4 employees	10	X	X	X
	Establishments with 5 to 9 employees	10	X	X	X
	Establishments with 10 to 19 employees	1	X	X	X
	Establishments with 20 to 49 employees	1	X	X	X
	Establishments with 50 to 99 employees	—	X	X	X
	Establishments with 100 to 249 employees	—	X	X	X
	Establishments with 250 to 499 employees	—	X	X	X
	Establishments with 500 to 999 employees	—	X	X	X
	Establishments with 1,000 employees or more	—	X	X	X
61169	All other schools and instruction				
	All establishments	27	297	1 049	3 986
	Establishments with 1 to 4 employees	17	X	X	X
	Establishments with 5 to 9 employees	3	X	X	X
	Establishments with 10 to 19 employees	3	X	X	X
	Establishments with 20 to 49 employees	2	X	X	X
	Establishments with 50 to 99 employees	2	X	X	X
	Establishments with 100 to 249 employees	—	X	X	X
	Establishments with 250 to 499 employees	—	X	X	X
	Establishments with 500 to 999 employees	—	X	X	X
	Establishments with 1,000 employees or more	—	X	X	X
611691	Exam preparation and tutoring				
	All establishments	16	250	941	3 485
	Establishments with 1 to 4 employees	10	X	X	X
	Establishments with 5 to 9 employees	—	X	X	X
	Establishments with 10 to 19 employees	2	X	X	X
	Establishments with 20 to 49 employees	2	X	X	X
	Establishments with 50 to 99 employees	2	X	X	X
	Establishments with 100 to 249 employees	—	X	X	X
	Establishments with 250 to 499 employees	—	X	X	X
	Establishments with 500 to 999 employees	—	X	X	X
	Establishments with 1,000 employees or more	—	X	X	X
62	Health care and social assistance				
	All establishments	1 347	26 658	212 276	924 387
	Establishments with 1 to 4 employees	589	X	X	X
	Establishments with 5 to 9 employees	337	X	X	X
	Establishments with 10 to 19 employees	223	X	X	X
	Establishments with 20 to 49 employees	121	X	X	X
	Establishments with 50 to 99 employees	30	X	X	X
	Establishments with 100 to 249 employees	36	X	X	X
	Establishments with 250 to 499 employees	7	X	X	X
	Establishments with 500 to 999 employees	1	X	X	X
	Establishments with 1,000 employees or more	3	X	X	X

See footnotes at end of table.

Table 5. Establishments, Employees, and Payroll by Industry and Employment Size of Establishments by County: 2004—Con.

[Excludes most government employees, railroad employees, and self-employed persons. Size class 1 to 4 employees includes establishments having payroll, but no employees, during mid-March pay period. For meaning of abbreviations and symbols, see introductory text. For explanation of terms, see Appendix A. For statement on reliability, see the note at the end of the table and Appendix C]

NAICS code	Geography, kind of business, and employment size class	Establishments (number)	Paid employees for pay period including March 12 (number)	First-quarter payroll (\$1,000)	Annual payroll (\$1,000)
	OCEAN—Con.				
62	Health care and social assistance—Con.				
621	Ambulatory health care services				
	All establishments	1 067	10 036	90 556	428 952
	Establishments with 1 to 4 employees	533	X	X	X
	Establishments with 5 to 9 employees	283	X	X	X
	Establishments with 10 to 19 employees	152	X	X	X
	Establishments with 20 to 49 employees	74	X	X	X
	Establishments with 50 to 99 employees	15	X	X	X
	Establishments with 100 to 249 employees	9	X	X	X
	Establishments with 250 to 499 employees	1	X	X	X
	Establishments with 500 to 999 employees	—	X	X	X
	Establishments with 1,000 employees or more	—	X	X	X
6211	Offices of physicians				
	All establishments	459	4 025	48 691	240 592
	Establishments with 1 to 4 employees	211	X	X	X
	Establishments with 5 to 9 employees	130	X	X	X
	Establishments with 10 to 19 employees	73	X	X	X
	Establishments with 20 to 49 employees	37	X	X	X
	Establishments with 50 to 99 employees	7	X	X	X
	Establishments with 100 to 249 employees	1	X	X	X
	Establishments with 250 to 499 employees	—	X	X	X
	Establishments with 500 to 999 employees	—	X	X	X
	Establishments with 1,000 employees or more	—	X	X	X
62111	Offices of physicians				
	All establishments	459	4 025	48 691	240 592
	Establishments with 1 to 4 employees	211	X	X	X
	Establishments with 5 to 9 employees	130	X	X	X
	Establishments with 10 to 19 employees	73	X	X	X
	Establishments with 20 to 49 employees	37	X	X	X
	Establishments with 50 to 99 employees	7	X	X	X
	Establishments with 100 to 249 employees	1	X	X	X
	Establishments with 250 to 499 employees	—	X	X	X
	Establishments with 500 to 999 employees	—	X	X	X
	Establishments with 1,000 employees or more	—	X	X	X
621111	Offices of physicians (except mental health specialists)				
	All establishments	447	3 795	46 023	229 391
	Establishments with 1 to 4 employees	204	X	X	X
	Establishments with 5 to 9 employees	127	X	X	X
	Establishments with 10 to 19 employees	73	X	X	X
	Establishments with 20 to 49 employees	36	X	X	X
	Establishments with 50 to 99 employees	7	X	X	X
	Establishments with 100 to 249 employees	—	X	X	X
	Establishments with 250 to 499 employees	—	X	X	X
	Establishments with 500 to 999 employees	—	X	X	X
	Establishments with 1,000 employees or more	—	X	X	X
621112	Offices of physicians, mental health specialists				
	All establishments	12	230	2 668	11 201
	Establishments with 1 to 4 employees	7	X	X	X
	Establishments with 5 to 9 employees	3	X	X	X
	Establishments with 10 to 19 employees	—	X	X	X
	Establishments with 20 to 49 employees	1	X	X	X
	Establishments with 50 to 99 employees	—	X	X	X
	Establishments with 100 to 249 employees	1	X	X	X
	Establishments with 250 to 499 employees	—	X	X	X
	Establishments with 500 to 999 employees	—	X	X	X
	Establishments with 1,000 employees or more	—	X	X	X
6212	Offices of dentists				
	All establishments	209	1 457	13 838	62 372
	Establishments with 1 to 4 employees	84	X	X	X
	Establishments with 5 to 9 employees	76	X	X	X
	Establishments with 10 to 19 employees	41	X	X	X
	Establishments with 20 to 49 employees	8	X	X	X
	Establishments with 50 to 99 employees	—	X	X	X
	Establishments with 100 to 249 employees	—	X	X	X
	Establishments with 250 to 499 employees	—	X	X	X
	Establishments with 500 to 999 employees	—	X	X	X
	Establishments with 1,000 employees or more	—	X	X	X
62121	Offices of dentists				
	All establishments	209	1 457	13 838	62 372
	Establishments with 1 to 4 employees	84	X	X	X
	Establishments with 5 to 9 employees	76	X	X	X
	Establishments with 10 to 19 employees	41	X	X	X
	Establishments with 20 to 49 employees	8	X	X	X
	Establishments with 50 to 99 employees	—	X	X	X
	Establishments with 100 to 249 employees	—	X	X	X
	Establishments with 250 to 499 employees	—	X	X	X
	Establishments with 500 to 999 employees	—	X	X	X
	Establishments with 1,000 employees or more	—	X	X	X

See footnotes at end of table.

Table 5. Establishments, Employees, and Payroll by Industry and Employment Size of Establishments by County: 2004—Con.

[Excludes most government employees, railroad employees, and self-employed persons. Size class 1 to 4 employees includes establishments having payroll, but no employees, during mid-March pay period. For meaning of abbreviations and symbols, see introductory text. For explanation of terms, see Appendix A. For statement on reliability, see the note at the end of the table and Appendix C]

NAICS code	Geography, kind of business, and employment size class	Establishments (number)	Paid employees for pay period including March 12 (number)	First-quarter payroll (\$1,000)	Annual payroll (\$1,000)
62	OCEAN—Con.				
	Health care and social assistance—Con.				
621	Ambulatory health care services—Con.				
6212	Offices of dentists—Con.				
62121	Offices of dentists—Con.				
621210	Offices of dentists				
	All establishments	209	1 457	13 838	62 372
	Establishments with 1 to 4 employees	84	X	X	X
	Establishments with 5 to 9 employees	76	X	X	X
	Establishments with 10 to 19 employees	41	X	X	X
	Establishments with 20 to 49 employees	8	X	X	X
	Establishments with 50 to 99 employees	—	X	X	X
	Establishments with 100 to 249 employees	—	X	X	X
	Establishments with 250 to 499 employees	—	X	X	X
	Establishments with 500 to 999 employees	—	X	X	X
	Establishments with 1,000 employees or more	—	X	X	X
6213	Offices of other health practitioners				
	All establishments	288	1 330	8 027	35 635
	Establishments with 1 to 4 employees	202	X	X	X
	Establishments with 5 to 9 employees	62	X	X	X
	Establishments with 10 to 19 employees	19	X	X	X
	Establishments with 20 to 49 employees	3	X	X	X
	Establishments with 50 to 99 employees	1	X	X	X
	Establishments with 100 to 249 employees	1	X	X	X
	Establishments with 250 to 499 employees	—	X	X	X
	Establishments with 500 to 999 employees	—	X	X	X
	Establishments with 1,000 employees or more	—	X	X	X
62131	Offices of chiropractors				
	All establishments	110	317	1 364	5 993
	Establishments with 1 to 4 employees	93	X	X	X
	Establishments with 5 to 9 employees	14	X	X	X
	Establishments with 10 to 19 employees	3	X	X	X
	Establishments with 20 to 49 employees	—	X	X	X
	Establishments with 50 to 99 employees	—	X	X	X
	Establishments with 100 to 249 employees	—	X	X	X
	Establishments with 250 to 499 employees	—	X	X	X
	Establishments with 500 to 999 employees	—	X	X	X
	Establishments with 1,000 employees or more	—	X	X	X
621310	Offices of chiropractors				
	All establishments	110	317	1 364	5 993
	Establishments with 1 to 4 employees	93	X	X	X
	Establishments with 5 to 9 employees	14	X	X	X
	Establishments with 10 to 19 employees	3	X	X	X
	Establishments with 20 to 49 employees	—	X	X	X
	Establishments with 50 to 99 employees	—	X	X	X
	Establishments with 100 to 249 employees	—	X	X	X
	Establishments with 250 to 499 employees	—	X	X	X
	Establishments with 500 to 999 employees	—	X	X	X
	Establishments with 1,000 employees or more	—	X	X	X
62132	Offices of optometrists				
	All establishments	29	132	837	3 644
	Establishments with 1 to 4 employees	20	X	X	X
	Establishments with 5 to 9 employees	4	X	X	X
	Establishments with 10 to 19 employees	5	X	X	X
	Establishments with 20 to 49 employees	—	X	X	X
	Establishments with 50 to 99 employees	—	X	X	X
	Establishments with 100 to 249 employees	—	X	X	X
	Establishments with 250 to 499 employees	—	X	X	X
	Establishments with 500 to 999 employees	—	X	X	X
	Establishments with 1,000 employees or more	—	X	X	X
621320	Offices of optometrists				
	All establishments	29	132	837	3 644
	Establishments with 1 to 4 employees	20	X	X	X
	Establishments with 5 to 9 employees	4	X	X	X
	Establishments with 10 to 19 employees	5	X	X	X
	Establishments with 20 to 49 employees	—	X	X	X
	Establishments with 50 to 99 employees	—	X	X	X
	Establishments with 100 to 249 employees	—	X	X	X
	Establishments with 250 to 499 employees	—	X	X	X
	Establishments with 500 to 999 employees	—	X	X	X
	Establishments with 1,000 employees or more	—	X	X	X
62133	Offices of mental health practitioners (except physicians)				
	All establishments	19	100	490	2 407
	Establishments with 1 to 4 employees	12	X	X	X
	Establishments with 5 to 9 employees	4	X	X	X
	Establishments with 10 to 19 employees	2	X	X	X
	Establishments with 20 to 49 employees	1	X	X	X
	Establishments with 50 to 99 employees	—	X	X	X
	Establishments with 100 to 249 employees	—	X	X	X
	Establishments with 250 to 499 employees	—	X	X	X
	Establishments with 500 to 999 employees	—	X	X	X
	Establishments with 1,000 employees or more	—	X	X	X

See footnotes at end of table.

Table 5. Establishments, Employees, and Payroll by Industry and Employment Size of Establishments by County: 2004—Con.

[Excludes most government employees, railroad employees, and self-employed persons. Size class 1 to 4 employees includes establishments having payroll, but no employees, during mid-March pay period. For meaning of abbreviations and symbols, see introductory text. For explanation of terms, see Appendix A. For statement on reliability, see the note at the end of the table and Appendix C]

NAICS code	Geography, kind of business, and employment size class	Establishments (number)	Paid employees for pay period including March 12 (number)	First-quarter payroll (\$1,000)	Annual payroll (\$1,000)
62	OCEAN—Con.				
	Health care and social assistance—Con.				
621	Ambulatory health care services—Con.				
6213	Offices of other health practitioners—Con.				
62133	Offices of mental health practitioners (except physicians)—Con.				
621330	Offices of mental health practitioners (except physicians)				
	All establishments	19	100	490	2 407
	Establishments with 1 to 4 employees	12	X	X	X
	Establishments with 5 to 9 employees	4	X	X	X
	Establishments with 10 to 19 employees	2	X	X	X
	Establishments with 20 to 49 employees	1	X	X	X
	Establishments with 50 to 99 employees	—	X	X	X
	Establishments with 100 to 249 employees	—	X	X	X
	Establishments with 250 to 499 employees	—	X	X	X
	Establishments with 500 to 999 employees	—	X	X	X
	Establishments with 1,000 employees or more	—	X	X	X
62134	Offices of physical, occupational and speech therapists, and audiologists				
	All establishments	69	552	3 816	16 746
	Establishments with 1 to 4 employees	33	X	X	X
	Establishments with 5 to 9 employees	25	X	X	X
	Establishments with 10 to 19 employees	7	X	X	X
	Establishments with 20 to 49 employees	2	X	X	X
	Establishments with 50 to 99 employees	1	X	X	X
	Establishments with 100 to 249 employees	1	X	X	X
	Establishments with 250 to 499 employees	—	X	X	X
	Establishments with 500 to 999 employees	—	X	X	X
	Establishments with 1,000 employees or more	—	X	X	X
621340	Offices of physical, occupational, and speech therapists and audiologists				
	All establishments	69	552	3 816	16 746
	Establishments with 1 to 4 employees	33	X	X	X
	Establishments with 5 to 9 employees	25	X	X	X
	Establishments with 10 to 19 employees	7	X	X	X
	Establishments with 20 to 49 employees	2	X	X	X
	Establishments with 50 to 99 employees	1	X	X	X
	Establishments with 100 to 249 employees	1	X	X	X
	Establishments with 250 to 499 employees	—	X	X	X
	Establishments with 500 to 999 employees	—	X	X	X
	Establishments with 1,000 employees or more	—	X	X	X
62139	Offices of all other health practitioners				
	All establishments	61	229	1 520	6 845
	Establishments with 1 to 4 employees	44	X	X	X
	Establishments with 5 to 9 employees	15	X	X	X
	Establishments with 10 to 19 employees	2	X	X	X
	Establishments with 20 to 49 employees	—	X	X	X
	Establishments with 50 to 99 employees	—	X	X	X
	Establishments with 100 to 249 employees	—	X	X	X
	Establishments with 250 to 499 employees	—	X	X	X
	Establishments with 500 to 999 employees	—	X	X	X
	Establishments with 1,000 employees or more	—	X	X	X
621391	Offices of podiatrists				
	All establishments	38	157	1 121	4 986
	Establishments with 1 to 4 employees	25	X	X	X
	Establishments with 5 to 9 employees	11	X	X	X
	Establishments with 10 to 19 employees	2	X	X	X
	Establishments with 20 to 49 employees	—	X	X	X
	Establishments with 50 to 99 employees	—	X	X	X
	Establishments with 100 to 249 employees	—	X	X	X
	Establishments with 250 to 499 employees	—	X	X	X
	Establishments with 500 to 999 employees	—	X	X	X
	Establishments with 1,000 employees or more	—	X	X	X
6214	Outpatient care centers				
	All establishments	45	908	7 220	35 348
	Establishments with 1 to 4 employees	14	X	X	X
	Establishments with 5 to 9 employees	6	X	X	X
	Establishments with 10 to 19 employees	11	X	X	X
	Establishments with 20 to 49 employees	10	X	X	X
	Establishments with 50 to 99 employees	3	X	X	X
	Establishments with 100 to 249 employees	1	X	X	X
	Establishments with 250 to 499 employees	—	X	X	X
	Establishments with 500 to 999 employees	—	X	X	X
	Establishments with 1,000 employees or more	—	X	X	X
62142	Outpatient mental health and substance abuse centers				
	All establishments	21	323	2 157	10 136
	Establishments with 1 to 4 employees	6	X	X	X
	Establishments with 5 to 9 employees	3	X	X	X
	Establishments with 10 to 19 employees	6	X	X	X
	Establishments with 20 to 49 employees	5	X	X	X
	Establishments with 50 to 99 employees	1	X	X	X
	Establishments with 100 to 249 employees	—	X	X	X

See footnotes at end of table.

Table 5. Establishments, Employees, and Payroll by Industry and Employment Size of Establishments by County: 2004—Con.

[Excludes most government employees, railroad employees, and self-employed persons. Size class 1 to 4 employees includes establishments having payroll, but no employees, during mid-March pay period. For meaning of abbreviations and symbols, see introductory text. For explanation of terms, see Appendix A. For statement on reliability, see the note at the end of the table and Appendix C]

NAICS code	Geography, kind of business, and employment size class	Establishments (number)	Paid employees for pay period including March 12 (number)	First-quarter payroll (\$1,000)	Annual payroll (\$1,000)
	OCEAN—Con.				
62	Health care and social assistance—Con.				
621	Ambulatory health care services—Con.				
6214	Outpatient care centers—Con.				
62142	Outpatient mental health and substance abuse centers—Con.				
	All establishments—Con.				
	Establishments with 250 to 499 employees	—	X	X	X
	Establishments with 500 to 999 employees	—	X	X	X
	Establishments with 1,000 employees or more	—	X	X	X
621420	Outpatient mental health and substance abuse centers				
	All establishments	21	323	2 157	10 136
	Establishments with 1 to 4 employees	6	X	X	X
	Establishments with 5 to 9 employees	3	X	X	X
	Establishments with 10 to 19 employees	6	X	X	X
	Establishments with 20 to 49 employees	5	X	X	X
	Establishments with 50 to 99 employees	1	X	X	X
	Establishments with 100 to 249 employees	—	X	X	X
	Establishments with 250 to 499 employees	—	X	X	X
	Establishments with 500 to 999 employees	—	X	X	X
	Establishments with 1,000 employees or more	—	X	X	X
62149	Other outpatient care centers				
	All establishments	20	556	4 786	23 823
	Establishments with 1 to 4 employees	5	X	X	X
	Establishments with 5 to 9 employees	3	X	X	X
	Establishments with 10 to 19 employees	5	X	X	X
	Establishments with 20 to 49 employees	4	X	X	X
	Establishments with 50 to 99 employees	2	X	X	X
	Establishments with 100 to 249 employees	1	X	X	X
	Establishments with 250 to 499 employees	—	X	X	X
	Establishments with 500 to 999 employees	—	X	X	X
	Establishments with 1,000 employees or more	—	X	X	X
621491	HMO medical centers				
	All establishments	2	c	D	D
	Establishments with 1 to 4 employees	—	X	X	X
	Establishments with 5 to 9 employees	—	X	X	X
	Establishments with 10 to 19 employees	—	X	X	X
	Establishments with 20 to 49 employees	1	X	X	X
	Establishments with 50 to 99 employees	1	X	X	X
	Establishments with 100 to 249 employees	—	X	X	X
	Establishments with 250 to 499 employees	—	X	X	X
	Establishments with 500 to 999 employees	—	X	X	X
	Establishments with 1,000 employees or more	—	X	X	X
621493	Freestanding ambulatory surgical and emergency centers				
	All establishments	6	119	1 007	4 530
	Establishments with 1 to 4 employees	2	X	X	X
	Establishments with 5 to 9 employees	1	X	X	X
	Establishments with 10 to 19 employees	1	X	X	X
	Establishments with 20 to 49 employees	1	X	X	X
	Establishments with 50 to 99 employees	1	X	X	X
	Establishments with 100 to 249 employees	—	X	X	X
	Establishments with 250 to 499 employees	—	X	X	X
	Establishments with 500 to 999 employees	—	X	X	X
	Establishments with 1,000 employees or more	—	X	X	X
621498	All other outpatient care centers				
	All establishments	7	244	2 145	12 122
	Establishments with 1 to 4 employees	3	X	X	X
	Establishments with 5 to 9 employees	1	X	X	X
	Establishments with 10 to 19 employees	2	X	X	X
	Establishments with 20 to 49 employees	—	X	X	X
	Establishments with 50 to 99 employees	—	X	X	X
	Establishments with 100 to 249 employees	1	X	X	X
	Establishments with 250 to 499 employees	—	X	X	X
	Establishments with 500 to 999 employees	—	X	X	X
	Establishments with 1,000 employees or more	—	X	X	X
6215	Medical and diagnostic laboratories				
	All establishments	25	349	3 325	12 969
	Establishments with 1 to 4 employees	11	X	X	X
	Establishments with 5 to 9 employees	5	X	X	X
	Establishments with 10 to 19 employees	3	X	X	X
	Establishments with 20 to 49 employees	5	X	X	X
	Establishments with 50 to 99 employees	1	X	X	X
	Establishments with 100 to 249 employees	—	X	X	X
	Establishments with 250 to 499 employees	—	X	X	X
	Establishments with 500 to 999 employees	—	X	X	X
	Establishments with 1,000 employees or more	—	X	X	X

See footnotes at end of table.

Table 5. Establishments, Employees, and Payroll by Industry and Employment Size of Establishments by County: 2004—Con.

[Excludes most government employees, railroad employees, and self-employed persons. Size class 1 to 4 employees includes establishments having payroll, but no employees, during mid-March pay period. For meaning of abbreviations and symbols, see introductory text. For explanation of terms, see Appendix A. For statement on reliability, see the note at the end of the table and Appendix C]

NAICS code	Geography, kind of business, and employment size class	Establishments (number)	Paid employees for pay period including March 12 (number)	First-quarter payroll (\$1,000)	Annual payroll (\$1,000)
62	OCEAN—Con.				
	Health care and social assistance—Con.				
621	Ambulatory health care services—Con.				
6215	Medical and diagnostic laboratories—Con.				
62151	Medical and diagnostic laboratories				
	All establishments	25	349	3 325	12 969
	Establishments with 1 to 4 employees	11	X	X	X
	Establishments with 5 to 9 employees	5	X	X	X
	Establishments with 10 to 19 employees	3	X	X	X
	Establishments with 20 to 49 employees	5	X	X	X
	Establishments with 50 to 99 employees	1	X	X	X
	Establishments with 100 to 249 employees	—	X	X	X
	Establishments with 250 to 499 employees	—	X	X	X
	Establishments with 500 to 999 employees	—	X	X	X
	Establishments with 1,000 employees or more	—	X	X	X
621511	Medical laboratories				
	All establishments	13	121	1 264	5 041
	Establishments with 1 to 4 employees	8	X	X	X
	Establishments with 5 to 9 employees	3	X	X	X
	Establishments with 10 to 19 employees	—	X	X	X
	Establishments with 20 to 49 employees	2	X	X	X
	Establishments with 50 to 99 employees	—	X	X	X
	Establishments with 100 to 249 employees	—	X	X	X
	Establishments with 250 to 499 employees	—	X	X	X
	Establishments with 500 to 999 employees	—	X	X	X
	Establishments with 1,000 employees or more	—	X	X	X
621512	Diagnostic imaging centers				
	All establishments	12	228	2 061	7 928
	Establishments with 1 to 4 employees	3	X	X	X
	Establishments with 5 to 9 employees	2	X	X	X
	Establishments with 10 to 19 employees	3	X	X	X
	Establishments with 20 to 49 employees	3	X	X	X
	Establishments with 50 to 99 employees	1	X	X	X
	Establishments with 100 to 249 employees	—	X	X	X
	Establishments with 250 to 499 employees	—	X	X	X
	Establishments with 500 to 999 employees	—	X	X	X
	Establishments with 1,000 employees or more	—	X	X	X
6216	Home health care services				
	All establishments	32	1 815	8 383	37 677
	Establishments with 1 to 4 employees	6	X	X	X
	Establishments with 5 to 9 employees	2	X	X	X
	Establishments with 10 to 19 employees	4	X	X	X
	Establishments with 20 to 49 employees	11	X	X	X
	Establishments with 50 to 99 employees	3	X	X	X
	Establishments with 100 to 249 employees	5	X	X	X
	Establishments with 250 to 499 employees	1	X	X	X
	Establishments with 500 to 999 employees	—	X	X	X
	Establishments with 1,000 employees or more	—	X	X	X
62161	Home health care services				
	All establishments	32	1 815	8 383	37 677
	Establishments with 1 to 4 employees	6	X	X	X
	Establishments with 5 to 9 employees	2	X	X	X
	Establishments with 10 to 19 employees	4	X	X	X
	Establishments with 20 to 49 employees	11	X	X	X
	Establishments with 50 to 99 employees	3	X	X	X
	Establishments with 100 to 249 employees	5	X	X	X
	Establishments with 250 to 499 employees	1	X	X	X
	Establishments with 500 to 999 employees	—	X	X	X
	Establishments with 1,000 employees or more	—	X	X	X
621610	Home health care services				
	All establishments	32	1 815	8 383	37 677
	Establishments with 1 to 4 employees	6	X	X	X
	Establishments with 5 to 9 employees	2	X	X	X
	Establishments with 10 to 19 employees	4	X	X	X
	Establishments with 20 to 49 employees	11	X	X	X
	Establishments with 50 to 99 employees	3	X	X	X
	Establishments with 100 to 249 employees	5	X	X	X
	Establishments with 250 to 499 employees	1	X	X	X
	Establishments with 500 to 999 employees	—	X	X	X
	Establishments with 1,000 employees or more	—	X	X	X
6219	Other ambulatory health care services				
	All establishments	9	152	1 072	4 359
	Establishments with 1 to 4 employees	5	X	X	X
	Establishments with 5 to 9 employees	2	X	X	X
	Establishments with 10 to 19 employees	1	X	X	X
	Establishments with 20 to 49 employees	—	X	X	X
	Establishments with 50 to 99 employees	—	X	X	X
	Establishments with 100 to 249 employees	1	X	X	X
	Establishments with 250 to 499 employees	—	X	X	X
	Establishments with 500 to 999 employees	—	X	X	X
	Establishments with 1,000 employees or more	—	X	X	X

See footnotes at end of table.

Table 5. Establishments, Employees, and Payroll by Industry and Employment Size of Establishments by County: 2004—Con.

[Excludes most government employees, railroad employees, and self-employed persons. Size class 1 to 4 employees includes establishments having payroll, but no employees, during mid-March pay period. For meaning of abbreviations and symbols, see introductory text. For explanation of terms, see Appendix A. For statement on reliability, see the note at the end of the table and Appendix C]

NAICS code	Geography, kind of business, and employment size class	Establishments (number)	Paid employees for pay period including March 12 (number)	First-quarter payroll (\$1,000)	Annual payroll (\$1,000)
62	OCEAN—Con.				
	Health care and social assistance—Con.				
621	Ambulatory health care services—Con.				
6219	Other ambulatory health care services—Con.				
62191	Ambulance services				
	All establishments	3	c	D	D
	Establishments with 1 to 4 employees	2	X	X	X
	Establishments with 5 to 9 employees	—	X	X	X
	Establishments with 10 to 19 employees	—	X	X	X
	Establishments with 20 to 49 employees	—	X	X	X
	Establishments with 50 to 99 employees	—	X	X	X
	Establishments with 100 to 249 employees	1	X	X	X
	Establishments with 250 to 499 employees	—	X	X	X
	Establishments with 500 to 999 employees	—	X	X	X
	Establishments with 1,000 employees or more	—	X	X	X
621910	Ambulance services				
	All establishments	3	c	D	D
	Establishments with 1 to 4 employees	2	X	X	X
	Establishments with 5 to 9 employees	—	X	X	X
	Establishments with 10 to 19 employees	—	X	X	X
	Establishments with 20 to 49 employees	—	X	X	X
	Establishments with 50 to 99 employees	—	X	X	X
	Establishments with 100 to 249 employees	1	X	X	X
	Establishments with 250 to 499 employees	—	X	X	X
	Establishments with 500 to 999 employees	—	X	X	X
	Establishments with 1,000 employees or more	—	X	X	X
622	Hospitals				
	All establishments	9	i	D	D
	Establishments with 1 to 4 employees	—	X	X	X
	Establishments with 5 to 9 employees	1	X	X	X
	Establishments with 10 to 19 employees	—	X	X	X
	Establishments with 20 to 49 employees	1	X	X	X
	Establishments with 50 to 99 employees	2	X	X	X
	Establishments with 100 to 249 employees	—	X	X	X
	Establishments with 250 to 499 employees	1	X	X	X
	Establishments with 500 to 999 employees	1	X	X	X
	Establishments with 1,000 employees or more	3	X	X	X
6221	General medical and surgical hospitals				
	All establishments	7	6 503	67 874	270 947
	Establishments with 1 to 4 employees	—	X	X	X
	Establishments with 5 to 9 employees	1	X	X	X
	Establishments with 10 to 19 employees	—	X	X	X
	Establishments with 20 to 49 employees	1	X	X	X
	Establishments with 50 to 99 employees	1	X	X	X
	Establishments with 100 to 249 employees	—	X	X	X
	Establishments with 250 to 499 employees	—	X	X	X
	Establishments with 500 to 999 employees	1	X	X	X
	Establishments with 1,000 employees or more	3	X	X	X
62211	General medical and surgical hospitals				
	All establishments	7	6 503	67 874	270 947
	Establishments with 1 to 4 employees	—	X	X	X
	Establishments with 5 to 9 employees	1	X	X	X
	Establishments with 10 to 19 employees	—	X	X	X
	Establishments with 20 to 49 employees	1	X	X	X
	Establishments with 50 to 99 employees	1	X	X	X
	Establishments with 100 to 249 employees	—	X	X	X
	Establishments with 250 to 499 employees	—	X	X	X
	Establishments with 500 to 999 employees	1	X	X	X
	Establishments with 1,000 employees or more	3	X	X	X
622110	General medical and surgical hospitals				
	All establishments	7	6 503	67 874	270 947
	Establishments with 1 to 4 employees	—	X	X	X
	Establishments with 5 to 9 employees	1	X	X	X
	Establishments with 10 to 19 employees	—	X	X	X
	Establishments with 20 to 49 employees	1	X	X	X
	Establishments with 50 to 99 employees	1	X	X	X
	Establishments with 100 to 249 employees	—	X	X	X
	Establishments with 250 to 499 employees	—	X	X	X
	Establishments with 500 to 999 employees	1	X	X	X
	Establishments with 1,000 employees or more	3	X	X	X
6223	Specialty (except psychiatric and substance abuse) hospitals				
	All establishments	1	e	D	D
	Establishments with 1 to 4 employees	—	X	X	X
	Establishments with 5 to 9 employees	—	X	X	X
	Establishments with 10 to 19 employees	—	X	X	X
	Establishments with 20 to 49 employees	—	X	X	X
	Establishments with 50 to 99 employees	—	X	X	X
	Establishments with 100 to 249 employees	—	X	X	X
	Establishments with 250 to 499 employees	1	X	X	X
	Establishments with 500 to 999 employees	—	X	X	X
	Establishments with 1,000 employees or more	—	X	X	X

See footnotes at end of table.

Table 5. Establishments, Employees, and Payroll by Industry and Employment Size of Establishments by County: 2004—Con.

[Excludes most government employees, railroad employees, and self-employed persons. Size class 1 to 4 employees includes establishments having payroll, but no employees, during mid-March pay period. For meaning of abbreviations and symbols, see introductory text. For explanation of terms, see Appendix A. For statement on reliability, see the note at the end of the table and Appendix C]

NAICS code	Geography, kind of business, and employment size class	Establishments (number)	Paid employees for pay period including March 12 (number)	First-quarter payroll (\$1,000)	Annual payroll (\$1,000)
62	OCEAN—Con.				
	Health care and social assistance—Con.				
622	Hospitals—Con.				
6223	Specialty (except psychiatric and substance abuse) hospitals—Con.				
62231	Specialty (except psychiatric and substance abuse) hospitals				
	All establishments	1	e	D	D
	Establishments with 1 to 4 employees	—	X	X	X
	Establishments with 5 to 9 employees	—	X	X	X
	Establishments with 10 to 19 employees	—	X	X	X
	Establishments with 20 to 49 employees	—	X	X	X
	Establishments with 50 to 99 employees	—	X	X	X
	Establishments with 100 to 249 employees	—	X	X	X
	Establishments with 250 to 499 employees	1	X	X	X
	Establishments with 500 to 999 employees	—	X	X	X
	Establishments with 1,000 employees or more	—	X	X	X
622310	Specialty (except psychiatric and substance abuse) hospitals				
	All establishments	1	e	D	D
	Establishments with 1 to 4 employees	—	X	X	X
	Establishments with 5 to 9 employees	—	X	X	X
	Establishments with 10 to 19 employees	—	X	X	X
	Establishments with 20 to 49 employees	—	X	X	X
	Establishments with 50 to 99 employees	—	X	X	X
	Establishments with 100 to 249 employees	—	X	X	X
	Establishments with 250 to 499 employees	1	X	X	X
	Establishments with 500 to 999 employees	—	X	X	X
	Establishments with 1,000 employees or more	—	X	X	X
623	Nursing and residential care facilities				
	All establishments	90	6 843	38 863	159 104
	Establishments with 1 to 4 employees	8	X	X	X
	Establishments with 5 to 9 employees	5	X	X	X
	Establishments with 10 to 19 employees	23	X	X	X
	Establishments with 20 to 49 employees	16	X	X	X
	Establishments with 50 to 99 employees	11	X	X	X
	Establishments with 100 to 249 employees	22	X	X	X
	Establishments with 250 to 499 employees	5	X	X	X
	Establishments with 500 to 999 employees	—	X	X	X
	Establishments with 1,000 employees or more	—	X	X	X
6231	Nursing care facilities				
	All establishments	33	4 222	27 163	113 623
	Establishments with 1 to 4 employees	5	X	X	X
	Establishments with 5 to 9 employees	1	X	X	X
	Establishments with 10 to 19 employees	—	X	X	X
	Establishments with 20 to 49 employees	4	X	X	X
	Establishments with 50 to 99 employees	2	X	X	X
	Establishments with 100 to 249 employees	18	X	X	X
	Establishments with 250 to 499 employees	3	X	X	X
	Establishments with 500 to 999 employees	—	X	X	X
	Establishments with 1,000 employees or more	—	X	X	X
62311	Nursing care facilities				
	All establishments	33	4 222	27 163	113 623
	Establishments with 1 to 4 employees	5	X	X	X
	Establishments with 5 to 9 employees	1	X	X	X
	Establishments with 10 to 19 employees	—	X	X	X
	Establishments with 20 to 49 employees	4	X	X	X
	Establishments with 50 to 99 employees	2	X	X	X
	Establishments with 100 to 249 employees	18	X	X	X
	Establishments with 250 to 499 employees	3	X	X	X
	Establishments with 500 to 999 employees	—	X	X	X
	Establishments with 1,000 employees or more	—	X	X	X
623110	Nursing care facilities				
	All establishments	33	4 222	27 163	113 623
	Establishments with 1 to 4 employees	5	X	X	X
	Establishments with 5 to 9 employees	1	X	X	X
	Establishments with 10 to 19 employees	—	X	X	X
	Establishments with 20 to 49 employees	4	X	X	X
	Establishments with 50 to 99 employees	2	X	X	X
	Establishments with 100 to 249 employees	18	X	X	X
	Establishments with 250 to 499 employees	3	X	X	X
	Establishments with 500 to 999 employees	—	X	X	X
	Establishments with 1,000 employees or more	—	X	X	X
6232	Residential mental retardation, mental health and substance abuse facilities				
	All establishments	30	f	D	D
	Establishments with 1 to 4 employees	1	X	X	X
	Establishments with 5 to 9 employees	3	X	X	X
	Establishments with 10 to 19 employees	18	X	X	X
	Establishments with 20 to 49 employees	6	X	X	X
	Establishments with 50 to 99 employees	1	X	X	X
	Establishments with 100 to 249 employees	1	X	X	X
	Establishments with 250 to 499 employees	—	X	X	X
	Establishments with 500 to 999 employees	—	X	X	X
	Establishments with 1,000 employees or more	—	X	X	X

See footnotes at end of table.

Table 5. Establishments, Employees, and Payroll by Industry and Employment Size of Establishments by County: 2004—Con.

[Excludes most government employees, railroad employees, and self-employed persons. Size class 1 to 4 employees includes establishments having payroll, but no employees, during mid-March pay period. For meaning of abbreviations and symbols, see introductory text. For explanation of terms, see Appendix A. For statement on reliability, see the note at the end of the table and Appendix C]

NAICS code	Geography, kind of business, and employment size class	Establishments (number)	Paid employees for pay period including March 12 (number)	First-quarter payroll (\$1,000)	Annual payroll (\$1,000)
62	OCEAN—Con.				
	Health care and social assistance—Con.				
623	Nursing and residential care facilities—Con.				
6232	Residential mental retardation, mental health and substance abuse facilities—Con.				
62321	Residential mental retardation facilities				
	All establishments	25	624	2 341	10 583
	Establishments with 1 to 4 employees	1	X	X	X
	Establishments with 5 to 9 employees	2	X	X	X
	Establishments with 10 to 19 employees	14	X	X	X
	Establishments with 20 to 49 employees	6	X	X	X
	Establishments with 50 to 99 employees	1	X	X	X
	Establishments with 100 to 249 employees	1	X	X	X
	Establishments with 250 to 499 employees	—	X	X	X
	Establishments with 500 to 999 employees	—	X	X	X
	Establishments with 1,000 employees or more	—	X	X	X
623210	Residential mental retardation facilities				
	All establishments	25	624	2 341	10 583
	Establishments with 1 to 4 employees	1	X	X	X
	Establishments with 5 to 9 employees	2	X	X	X
	Establishments with 10 to 19 employees	14	X	X	X
	Establishments with 20 to 49 employees	6	X	X	X
	Establishments with 50 to 99 employees	1	X	X	X
	Establishments with 100 to 249 employees	1	X	X	X
	Establishments with 250 to 499 employees	—	X	X	X
	Establishments with 500 to 999 employees	—	X	X	X
	Establishments with 1,000 employees or more	—	X	X	X
6233	Community care facilities for the elderly				
	All establishments	23	1 886	8 801	32 660
	Establishments with 1 to 4 employees	1	X	X	X
	Establishments with 5 to 9 employees	—	X	X	X
	Establishments with 10 to 19 employees	4	X	X	X
	Establishments with 20 to 49 employees	5	X	X	X
	Establishments with 50 to 99 employees	8	X	X	X
	Establishments with 100 to 249 employees	3	X	X	X
	Establishments with 250 to 499 employees	2	X	X	X
	Establishments with 500 to 999 employees	—	X	X	X
	Establishments with 1,000 employees or more	—	X	X	X
62331	Community care facilities for the elderly				
	All establishments	23	1 886	8 801	32 660
	Establishments with 1 to 4 employees	1	X	X	X
	Establishments with 5 to 9 employees	—	X	X	X
	Establishments with 10 to 19 employees	4	X	X	X
	Establishments with 20 to 49 employees	5	X	X	X
	Establishments with 50 to 99 employees	8	X	X	X
	Establishments with 100 to 249 employees	3	X	X	X
	Establishments with 250 to 499 employees	2	X	X	X
	Establishments with 500 to 999 employees	—	X	X	X
	Establishments with 1,000 employees or more	—	X	X	X
623311	Continuing care retirement communities				
	All establishments	10	1 027	5 075	20 870
	Establishments with 1 to 4 employees	1	X	X	X
	Establishments with 5 to 9 employees	—	X	X	X
	Establishments with 10 to 19 employees	2	X	X	X
	Establishments with 20 to 49 employees	—	X	X	X
	Establishments with 50 to 99 employees	4	X	X	X
	Establishments with 100 to 249 employees	2	X	X	X
	Establishments with 250 to 499 employees	1	X	X	X
	Establishments with 500 to 999 employees	—	X	X	X
	Establishments with 1,000 employees or more	—	X	X	X
623312	Homes for the elderly				
	All establishments	13	859	3 726	11 790
	Establishments with 1 to 4 employees	—	X	X	X
	Establishments with 5 to 9 employees	—	X	X	X
	Establishments with 10 to 19 employees	2	X	X	X
	Establishments with 20 to 49 employees	5	X	X	X
	Establishments with 50 to 99 employees	4	X	X	X
	Establishments with 100 to 249 employees	1	X	X	X
	Establishments with 250 to 499 employees	1	X	X	X
	Establishments with 500 to 999 employees	—	X	X	X
	Establishments with 1,000 employees or more	—	X	X	X
624	Social assistance				
	All establishments	181	h	D	D
	Establishments with 1 to 4 employees	48	X	X	X
	Establishments with 5 to 9 employees	48	X	X	X
	Establishments with 10 to 19 employees	48	X	X	X
	Establishments with 20 to 49 employees	30	X	X	X
	Establishments with 50 to 99 employees	2	X	X	X
	Establishments with 100 to 249 employees	5	X	X	X
	Establishments with 250 to 499 employees	—	X	X	X
	Establishments with 500 to 999 employees	—	X	X	X
	Establishments with 1,000 employees or more	—	X	X	X

See footnotes at end of table.

Table 5. Establishments, Employees, and Payroll by Industry and Employment Size of Establishments by County: 2004—Con.

[Excludes most government employees, railroad employees, and self-employed persons. Size class 1 to 4 employees includes establishments having payroll, but no employees, during mid-March pay period. For meaning of abbreviations and symbols, see introductory text. For explanation of terms, see Appendix A. For statement on reliability, see the note at the end of the table and Appendix C]

NAICS code	Geography, kind of business, and employment size class	Establishments (number)	Paid employees for pay period including March 12 (number)	First-quarter payroll (\$1,000)	Annual payroll (\$1,000)
	OCEAN—Con.				
62	Health care and social assistance—Con.				
624	Social assistance—Con.				
6241	Individual and family services				
	All establishments	51	952	3 496	14 649
	Establishments with 1 to 4 employees	15	X	X	X
	Establishments with 5 to 9 employees	14	X	X	X
	Establishments with 10 to 19 employees	12	X	X	X
	Establishments with 20 to 49 employees	6	X	X	X
	Establishments with 50 to 99 employees	1	X	X	X
	Establishments with 100 to 249 employees	3	X	X	X
	Establishments with 250 to 499 employees	—	X	X	X
	Establishments with 500 to 999 employees	—	X	X	X
	Establishments with 1,000 employees or more	—	X	X	X
62411	Child and youth services				
	All establishments	7	115	570	2 444
	Establishments with 1 to 4 employees	2	X	X	X
	Establishments with 5 to 9 employees	1	X	X	X
	Establishments with 10 to 19 employees	2	X	X	X
	Establishments with 20 to 49 employees	1	X	X	X
	Establishments with 50 to 99 employees	1	X	X	X
	Establishments with 100 to 249 employees	—	X	X	X
	Establishments with 250 to 499 employees	—	X	X	X
	Establishments with 500 to 999 employees	—	X	X	X
	Establishments with 1,000 employees or more	—	X	X	X
624110	Child and youth services				
	All establishments	7	115	570	2 444
	Establishments with 1 to 4 employees	2	X	X	X
	Establishments with 5 to 9 employees	1	X	X	X
	Establishments with 10 to 19 employees	2	X	X	X
	Establishments with 20 to 49 employees	1	X	X	X
	Establishments with 50 to 99 employees	1	X	X	X
	Establishments with 100 to 249 employees	—	X	X	X
	Establishments with 250 to 499 employees	—	X	X	X
	Establishments with 500 to 999 employees	—	X	X	X
	Establishments with 1,000 employees or more	—	X	X	X
62412	Services for the elderly and persons with disabilities				
	All establishments	22	394	1 382	4 982
	Establishments with 1 to 4 employees	6	X	X	X
	Establishments with 5 to 9 employees	5	X	X	X
	Establishments with 10 to 19 employees	8	X	X	X
	Establishments with 20 to 49 employees	2	X	X	X
	Establishments with 50 to 99 employees	—	X	X	X
	Establishments with 100 to 249 employees	1	X	X	X
	Establishments with 250 to 499 employees	—	X	X	X
	Establishments with 500 to 999 employees	—	X	X	X
	Establishments with 1,000 employees or more	—	X	X	X
624120	Services for the elderly and persons with disabilities				
	All establishments	22	394	1 382	4 982
	Establishments with 1 to 4 employees	6	X	X	X
	Establishments with 5 to 9 employees	5	X	X	X
	Establishments with 10 to 19 employees	8	X	X	X
	Establishments with 20 to 49 employees	2	X	X	X
	Establishments with 50 to 99 employees	—	X	X	X
	Establishments with 100 to 249 employees	1	X	X	X
	Establishments with 250 to 499 employees	—	X	X	X
	Establishments with 500 to 999 employees	—	X	X	X
	Establishments with 1,000 employees or more	—	X	X	X
62419	Other individual and family services				
	All establishments	22	443	1 544	7 223
	Establishments with 1 to 4 employees	7	X	X	X
	Establishments with 5 to 9 employees	8	X	X	X
	Establishments with 10 to 19 employees	2	X	X	X
	Establishments with 20 to 49 employees	3	X	X	X
	Establishments with 50 to 99 employees	—	X	X	X
	Establishments with 100 to 249 employees	2	X	X	X
	Establishments with 250 to 499 employees	—	X	X	X
	Establishments with 500 to 999 employees	—	X	X	X
	Establishments with 1,000 employees or more	—	X	X	X
624190	Other individual and family services				
	All establishments	22	443	1 544	7 223
	Establishments with 1 to 4 employees	7	X	X	X
	Establishments with 5 to 9 employees	8	X	X	X
	Establishments with 10 to 19 employees	2	X	X	X
	Establishments with 20 to 49 employees	3	X	X	X
	Establishments with 50 to 99 employees	—	X	X	X
	Establishments with 100 to 249 employees	2	X	X	X
	Establishments with 250 to 499 employees	—	X	X	X
	Establishments with 500 to 999 employees	—	X	X	X
	Establishments with 1,000 employees or more	—	X	X	X

See footnotes at end of table.

Table 5. Establishments, Employees, and Payroll by Industry and Employment Size of Establishments by County: 2004—Con.

[Excludes most government employees, railroad employees, and self-employed persons. Size class 1 to 4 employees includes establishments having payroll, but no employees, during mid-March pay period. For meaning of abbreviations and symbols, see introductory text. For explanation of terms, see Appendix A. For statement on reliability, see the note at the end of the table and Appendix C]

NAICS code	Geography, kind of business, and employment size class	Establishments (number)	Paid employees for pay period including March 12 (number)	First-quarter payroll (\$1,000)	Annual payroll (\$1,000)
	OCEAN—Con.				
62	Health care and social assistance—Con.				
624	Social assistance—Con.				
6242	Community food and housing, and emergency and other relief services				
	All establishments	15	c	D	D
	Establishments with 1 to 4 employees	7	X	X	X
	Establishments with 5 to 9 employees	3	X	X	X
	Establishments with 10 to 19 employees	2	X	X	X
	Establishments with 20 to 49 employees	2	X	X	X
	Establishments with 50 to 99 employees	1	X	X	X
	Establishments with 100 to 249 employees	—	X	X	X
	Establishments with 250 to 499 employees	—	X	X	X
	Establishments with 500 to 999 employees	—	X	X	X
	Establishments with 1,000 employees or more	—	X	X	X
62422	Community housing services				
	All establishments	12	117	537	2 714
	Establishments with 1 to 4 employees	6	X	X	X
	Establishments with 5 to 9 employees	3	X	X	X
	Establishments with 10 to 19 employees	1	X	X	X
	Establishments with 20 to 49 employees	2	X	X	X
	Establishments with 50 to 99 employees	—	X	X	X
	Establishments with 100 to 249 employees	—	X	X	X
	Establishments with 250 to 499 employees	—	X	X	X
	Establishments with 500 to 999 employees	—	X	X	X
	Establishments with 1,000 employees or more	—	X	X	X
6243	Vocational rehabilitation services				
	All establishments	7	340	1 280	5 763
	Establishments with 1 to 4 employees	—	X	X	X
	Establishments with 5 to 9 employees	—	X	X	X
	Establishments with 10 to 19 employees	2	X	X	X
	Establishments with 20 to 49 employees	3	X	X	X
	Establishments with 50 to 99 employees	—	X	X	X
	Establishments with 100 to 249 employees	2	X	X	X
	Establishments with 250 to 499 employees	—	X	X	X
	Establishments with 500 to 999 employees	—	X	X	X
	Establishments with 1,000 employees or more	—	X	X	X
62431	Vocational rehabilitation services				
	All establishments	7	340	1 280	5 763
	Establishments with 1 to 4 employees	—	X	X	X
	Establishments with 5 to 9 employees	—	X	X	X
	Establishments with 10 to 19 employees	2	X	X	X
	Establishments with 20 to 49 employees	3	X	X	X
	Establishments with 50 to 99 employees	—	X	X	X
	Establishments with 100 to 249 employees	2	X	X	X
	Establishments with 250 to 499 employees	—	X	X	X
	Establishments with 500 to 999 employees	—	X	X	X
	Establishments with 1,000 employees or more	—	X	X	X
624310	Vocational rehabilitation services				
	All establishments	7	340	1 280	5 763
	Establishments with 1 to 4 employees	—	X	X	X
	Establishments with 5 to 9 employees	—	X	X	X
	Establishments with 10 to 19 employees	2	X	X	X
	Establishments with 20 to 49 employees	3	X	X	X
	Establishments with 50 to 99 employees	—	X	X	X
	Establishments with 100 to 249 employees	2	X	X	X
	Establishments with 250 to 499 employees	—	X	X	X
	Establishments with 500 to 999 employees	—	X	X	X
	Establishments with 1,000 employees or more	—	X	X	X
6244	Child day care services				
	All establishments	108	1 248	4 465	19 479
	Establishments with 1 to 4 employees	26	X	X	X
	Establishments with 5 to 9 employees	31	X	X	X
	Establishments with 10 to 19 employees	32	X	X	X
	Establishments with 20 to 49 employees	19	X	X	X
	Establishments with 50 to 99 employees	—	X	X	X
	Establishments with 100 to 249 employees	—	X	X	X
	Establishments with 250 to 499 employees	—	X	X	X
	Establishments with 500 to 999 employees	—	X	X	X
	Establishments with 1,000 employees or more	—	X	X	X
62441	Child day care services				
	All establishments	108	1 248	4 465	19 479
	Establishments with 1 to 4 employees	26	X	X	X
	Establishments with 5 to 9 employees	31	X	X	X
	Establishments with 10 to 19 employees	32	X	X	X
	Establishments with 20 to 49 employees	19	X	X	X
	Establishments with 50 to 99 employees	—	X	X	X
	Establishments with 100 to 249 employees	—	X	X	X
	Establishments with 250 to 499 employees	—	X	X	X
	Establishments with 500 to 999 employees	—	X	X	X
	Establishments with 1,000 employees or more	—	X	X	X

See footnotes at end of table.

Table 5. Establishments, Employees, and Payroll by Industry and Employment Size of Establishments by County: 2004—Con.

[Excludes most government employees, railroad employees, and self-employed persons. Size class 1 to 4 employees includes establishments having payroll, but no employees, during mid-March pay period. For meaning of abbreviations and symbols, see introductory text. For explanation of terms, see Appendix A. For statement on reliability, see the note at the end of the table and Appendix C]

NAICS code	Geography, kind of business, and employment size class	Establishments (number)	Paid employees for pay period including March 12 (number)	First-quarter payroll (\$1,000)	Annual payroll (\$1,000)
62	OCEAN—Con.				
	Health care and social assistance—Con.				
624	Social assistance—Con.				
6244	Child day care services—Con.				
62441	Child day care services—Con.				
624410	Child day care services				
	All establishments	108	1 248	4 465	19 479
	Establishments with 1 to 4 employees	26	X	X	X
	Establishments with 5 to 9 employees	31	X	X	X
	Establishments with 10 to 19 employees	32	X	X	X
	Establishments with 20 to 49 employees	19	X	X	X
	Establishments with 50 to 99 employees	—	X	X	X
	Establishments with 100 to 249 employees	—	X	X	X
	Establishments with 250 to 499 employees	—	X	X	X
	Establishments with 500 to 999 employees	—	X	X	X
	Establishments with 1,000 employees or more	—	X	X	X
71	Arts, entertainment, and recreation				
	All establishments	285	2 836	9 385	60 102
	Establishments with 1 to 4 employees	184	X	X	X
	Establishments with 5 to 9 employees	41	X	X	X
	Establishments with 10 to 19 employees	20	X	X	X
	Establishments with 20 to 49 employees	27	X	X	X
	Establishments with 50 to 99 employees	10	X	X	X
	Establishments with 100 to 249 employees	3	X	X	X
	Establishments with 250 to 499 employees	—	X	X	X
	Establishments with 500 to 999 employees	—	X	X	X
	Establishments with 1,000 employees or more	—	X	X	X
711	Performing arts, spectator sports, and related industries				
	All establishments	37	257	752	4 620
	Establishments with 1 to 4 employees	26	X	X	X
	Establishments with 5 to 9 employees	5	X	X	X
	Establishments with 10 to 19 employees	2	X	X	X
	Establishments with 20 to 49 employees	3	X	X	X
	Establishments with 50 to 99 employees	1	X	X	X
	Establishments with 100 to 249 employees	—	X	X	X
	Establishments with 250 to 499 employees	—	X	X	X
	Establishments with 500 to 999 employees	—	X	X	X
	Establishments with 1,000 employees or more	—	X	X	X
7111	Performing arts companies				
	All establishments	11	152	274	2 295
	Establishments with 1 to 4 employees	5	X	X	X
	Establishments with 5 to 9 employees	2	X	X	X
	Establishments with 10 to 19 employees	1	X	X	X
	Establishments with 20 to 49 employees	2	X	X	X
	Establishments with 50 to 99 employees	1	X	X	X
	Establishments with 100 to 249 employees	—	X	X	X
	Establishments with 250 to 499 employees	—	X	X	X
	Establishments with 500 to 999 employees	—	X	X	X
	Establishments with 1,000 employees or more	—	X	X	X
713	Amusement, gambling, and recreation industries				
	All establishments	240	2 560	8 569	55 064
	Establishments with 1 to 4 employees	151	X	X	X
	Establishments with 5 to 9 employees	35	X	X	X
	Establishments with 10 to 19 employees	18	X	X	X
	Establishments with 20 to 49 employees	24	X	X	X
	Establishments with 50 to 99 employees	9	X	X	X
	Establishments with 100 to 249 employees	3	X	X	X
	Establishments with 250 to 499 employees	—	X	X	X
	Establishments with 500 to 999 employees	—	X	X	X
	Establishments with 1,000 employees or more	—	X	X	X
7131	Amusement parks and arcades				
	All establishments	25	f	D	D
	Establishments with 1 to 4 employees	16	X	X	X
	Establishments with 5 to 9 employees	2	X	X	X
	Establishments with 10 to 19 employees	1	X	X	X
	Establishments with 20 to 49 employees	3	X	X	X
	Establishments with 50 to 99 employees	2	X	X	X
	Establishments with 100 to 249 employees	1	X	X	X
	Establishments with 250 to 499 employees	—	X	X	X
	Establishments with 500 to 999 employees	—	X	X	X
	Establishments with 1,000 employees or more	—	X	X	X
71312	Amusement arcades				
	All establishments	18	472	1 418	11 194
	Establishments with 1 to 4 employees	11	X	X	X
	Establishments with 5 to 9 employees	2	X	X	X
	Establishments with 10 to 19 employees	—	X	X	X
	Establishments with 20 to 49 employees	2	X	X	X
	Establishments with 50 to 99 employees	2	X	X	X
	Establishments with 100 to 249 employees	1	X	X	X
	Establishments with 250 to 499 employees	—	X	X	X
	Establishments with 500 to 999 employees	—	X	X	X
	Establishments with 1,000 employees or more	—	X	X	X

See footnotes at end of table.

Table 5. Establishments, Employees, and Payroll by Industry and Employment Size of Establishments by County: 2004—Con.

[Excludes most government employees, railroad employees, and self-employed persons. Size class 1 to 4 employees includes establishments having payroll, but no employees, during mid-March pay period. For meaning of abbreviations and symbols, see introductory text. For explanation of terms, see Appendix A. For statement on reliability, see the note at the end of the table and Appendix C]

NAICS code	Geography, kind of business, and employment size class	Establishments (number)	Paid employees for pay period including March 12 (number)	First-quarter payroll (\$1,000)	Annual payroll (\$1,000)
	OCEAN—Con.				
71	Arts, entertainment, and recreation—Con.				
713	Amusement, gambling, and recreation industries—Con.				
7131	Amusement parks and arcades—Con.				
71312	Amusement arcades—Con.				
713120	Amusement arcades				
	All establishments	18	472	1 418	11 194
	Establishments with 1 to 4 employees	11	X	X	X
	Establishments with 5 to 9 employees	2	X	X	X
	Establishments with 10 to 19 employees	—	X	X	X
	Establishments with 20 to 49 employees	2	X	X	X
	Establishments with 50 to 99 employees	2	X	X	X
	Establishments with 100 to 249 employees	1	X	X	X
	Establishments with 250 to 499 employees	—	X	X	X
	Establishments with 500 to 999 employees	—	X	X	X
	Establishments with 1,000 employees or more	—	X	X	X
7139	Other amusement and recreation services				
	All establishments	214	2 029	6 871	41 738
	Establishments with 1 to 4 employees	134	X	X	X
	Establishments with 5 to 9 employees	33	X	X	X
	Establishments with 10 to 19 employees	17	X	X	X
	Establishments with 20 to 49 employees	21	X	X	X
	Establishments with 50 to 99 employees	7	X	X	X
	Establishments with 100 to 249 employees	2	X	X	X
	Establishments with 250 to 499 employees	—	X	X	X
	Establishments with 500 to 999 employees	—	X	X	X
	Establishments with 1,000 employees or more	—	X	X	X
71391	Golf courses and country clubs				
	All establishments	9	289	1 252	8 310
	Establishments with 1 to 4 employees	3	X	X	X
	Establishments with 5 to 9 employees	—	X	X	X
	Establishments with 10 to 19 employees	1	X	X	X
	Establishments with 20 to 49 employees	2	X	X	X
	Establishments with 50 to 99 employees	3	X	X	X
	Establishments with 100 to 249 employees	—	X	X	X
	Establishments with 250 to 499 employees	—	X	X	X
	Establishments with 500 to 999 employees	—	X	X	X
	Establishments with 1,000 employees or more	—	X	X	X
713910	Golf courses and country clubs				
	All establishments	9	289	1 252	8 310
	Establishments with 1 to 4 employees	3	X	X	X
	Establishments with 5 to 9 employees	—	X	X	X
	Establishments with 10 to 19 employees	1	X	X	X
	Establishments with 20 to 49 employees	2	X	X	X
	Establishments with 50 to 99 employees	3	X	X	X
	Establishments with 100 to 249 employees	—	X	X	X
	Establishments with 250 to 499 employees	—	X	X	X
	Establishments with 500 to 999 employees	—	X	X	X
	Establishments with 1,000 employees or more	—	X	X	X
71393	Marinas				
	All establishments	71	324	2 142	12 605
	Establishments with 1 to 4 employees	50	X	X	X
	Establishments with 5 to 9 employees	12	X	X	X
	Establishments with 10 to 19 employees	6	X	X	X
	Establishments with 20 to 49 employees	3	X	X	X
	Establishments with 50 to 99 employees	—	X	X	X
	Establishments with 100 to 249 employees	—	X	X	X
	Establishments with 250 to 499 employees	—	X	X	X
	Establishments with 500 to 999 employees	—	X	X	X
	Establishments with 1,000 employees or more	—	X	X	X
713930	Marinas				
	All establishments	71	324	2 142	12 605
	Establishments with 1 to 4 employees	50	X	X	X
	Establishments with 5 to 9 employees	12	X	X	X
	Establishments with 10 to 19 employees	6	X	X	X
	Establishments with 20 to 49 employees	3	X	X	X
	Establishments with 50 to 99 employees	—	X	X	X
	Establishments with 100 to 249 employees	—	X	X	X
	Establishments with 250 to 499 employees	—	X	X	X
	Establishments with 500 to 999 employees	—	X	X	X
	Establishments with 1,000 employees or more	—	X	X	X
71394	Fitness and recreational sports centers				
	All establishments	78	1 134	2 435	11 664
	Establishments with 1 to 4 employees	37	X	X	X
	Establishments with 5 to 9 employees	16	X	X	X
	Establishments with 10 to 19 employees	8	X	X	X
	Establishments with 20 to 49 employees	13	X	X	X
	Establishments with 50 to 99 employees	2	X	X	X
	Establishments with 100 to 249 employees	2	X	X	X
	Establishments with 250 to 499 employees	—	X	X	X
	Establishments with 500 to 999 employees	—	X	X	X
	Establishments with 1,000 employees or more	—	X	X	X

See footnotes at end of table.

Table 5. Establishments, Employees, and Payroll by Industry and Employment Size of Establishments by County: 2004—Con.

[Excludes most government employees, railroad employees, and self-employed persons. Size class 1 to 4 employees includes establishments having payroll, but no employees, during mid-March pay period. For meaning of abbreviations and symbols, see introductory text. For explanation of terms, see Appendix A. For statement on reliability, see the note at the end of the table and Appendix C]

NAICS code	Geography, kind of business, and employment size class	Establishments (number)	Paid employees for pay period including March 12 (number)	First-quarter payroll (\$1,000)	Annual payroll (\$1,000)
	OCEAN—Con.				
71	Arts, entertainment, and recreation—Con.				
713	Amusement, gambling, and recreation industries—Con.				
7139	Other amusement and recreation services—Con.				
71394	Fitness and recreational sports centers—Con.				
713940	Fitness and recreational sports centers				
	All establishments	78	1 134	2 435	11 664
	Establishments with 1 to 4 employees	37	X	X	X
	Establishments with 5 to 9 employees	16	X	X	X
	Establishments with 10 to 19 employees	8	X	X	X
	Establishments with 20 to 49 employees	13	X	X	X
	Establishments with 50 to 99 employees	2	X	X	X
	Establishments with 100 to 249 employees	2	X	X	X
	Establishments with 250 to 499 employees	—	X	X	X
	Establishments with 500 to 999 employees	—	X	X	X
	Establishments with 1,000 employees or more	—	X	X	X
71399	All other amusement and recreation industries				
	All establishments	52	197	718	7 806
	Establishments with 1 to 4 employees	44	X	X	X
	Establishments with 5 to 9 employees	4	X	X	X
	Establishments with 10 to 19 employees	2	X	X	X
	Establishments with 20 to 49 employees	—	X	X	X
	Establishments with 50 to 99 employees	2	X	X	X
	Establishments with 100 to 249 employees	—	X	X	X
	Establishments with 250 to 499 employees	—	X	X	X
	Establishments with 500 to 999 employees	—	X	X	X
	Establishments with 1,000 employees or more	—	X	X	X
713990	All other amusement and recreation industries				
	All establishments	52	197	718	7 806
	Establishments with 1 to 4 employees	44	X	X	X
	Establishments with 5 to 9 employees	4	X	X	X
	Establishments with 10 to 19 employees	2	X	X	X
	Establishments with 20 to 49 employees	—	X	X	X
	Establishments with 50 to 99 employees	2	X	X	X
	Establishments with 100 to 249 employees	—	X	X	X
	Establishments with 250 to 499 employees	—	X	X	X
	Establishments with 500 to 999 employees	—	X	X	X
	Establishments with 1,000 employees or more	—	X	X	X
72	Accommodation and food services				
	All establishments	1 014	11 548	33 372	168 806
	Establishments with 1 to 4 employees	541	X	X	X
	Establishments with 5 to 9 employees	180	X	X	X
	Establishments with 10 to 19 employees	113	X	X	X
	Establishments with 20 to 49 employees	121	X	X	X
	Establishments with 50 to 99 employees	45	X	X	X
	Establishments with 100 to 249 employees	14	X	X	X
	Establishments with 250 to 499 employees	—	X	X	X
	Establishments with 500 to 999 employees	—	X	X	X
	Establishments with 1,000 employees or more	—	X	X	X
721	Accommodation				
	All establishments	113	851	3 157	19 415
	Establishments with 1 to 4 employees	85	X	X	X
	Establishments with 5 to 9 employees	12	X	X	X
	Establishments with 10 to 19 employees	4	X	X	X
	Establishments with 20 to 49 employees	5	X	X	X
	Establishments with 50 to 99 employees	7	X	X	X
	Establishments with 100 to 249 employees	—	X	X	X
	Establishments with 250 to 499 employees	—	X	X	X
	Establishments with 500 to 999 employees	—	X	X	X
	Establishments with 1,000 employees or more	—	X	X	X
7211	Traveler accommodation				
	All establishments	100	816	2 995	18 281
	Establishments with 1 to 4 employees	74	X	X	X
	Establishments with 5 to 9 employees	10	X	X	X
	Establishments with 10 to 19 employees	4	X	X	X
	Establishments with 20 to 49 employees	5	X	X	X
	Establishments with 50 to 99 employees	7	X	X	X
	Establishments with 100 to 249 employees	—	X	X	X
	Establishments with 250 to 499 employees	—	X	X	X
	Establishments with 500 to 999 employees	—	X	X	X
	Establishments with 1,000 employees or more	—	X	X	X
72111	Hotels (except casino hotels) and motels				
	All establishments	93	805	2 985	18 172
	Establishments with 1 to 4 employees	68	X	X	X
	Establishments with 5 to 9 employees	9	X	X	X
	Establishments with 10 to 19 employees	4	X	X	X
	Establishments with 20 to 49 employees	5	X	X	X
	Establishments with 50 to 99 employees	7	X	X	X
	Establishments with 100 to 249 employees	—	X	X	X
	Establishments with 250 to 499 employees	—	X	X	X
	Establishments with 500 to 999 employees	—	X	X	X
	Establishments with 1,000 employees or more	—	X	X	X

See footnotes at end of table.

Table 5. Establishments, Employees, and Payroll by Industry and Employment Size of Establishments by County: 2004—Con.

[Excludes most government employees, railroad employees, and self-employed persons. Size class 1 to 4 employees includes establishments having payroll, but no employees, during mid-March pay period. For meaning of abbreviations and symbols, see introductory text. For explanation of terms, see Appendix A. For statement on reliability, see the note at the end of the table and Appendix C]

NAICS code	Geography, kind of business, and employment size class	Establishments (number)	Paid employees for pay period including March 12 (number)	First-quarter payroll (\$1,000)	Annual payroll (\$1,000)
	OCEAN—Con.				
72	Accommodation and food services—Con.				
721	Accommodation—Con.				
7211	Traveler accommodation—Con.				
72111	Hotels (except casino hotels) and motels—Con.				
721110	Hotels (except casino hotels) and motels				
	All establishments	93	805	2 985	18 172
	Establishments with 1 to 4 employees	68	X	X	X
	Establishments with 5 to 9 employees	9	X	X	X
	Establishments with 10 to 19 employees	4	X	X	X
	Establishments with 20 to 49 employees	5	X	X	X
	Establishments with 50 to 99 employees	7	X	X	X
	Establishments with 100 to 249 employees	—	X	X	X
	Establishments with 250 to 499 employees	—	X	X	X
	Establishments with 500 to 999 employees	—	X	X	X
	Establishments with 1,000 employees or more	—	X	X	X
722	Food services and drinking places				
	All establishments	901	10 697	30 215	149 391
	Establishments with 1 to 4 employees	456	X	X	X
	Establishments with 5 to 9 employees	168	X	X	X
	Establishments with 10 to 19 employees	109	X	X	X
	Establishments with 20 to 49 employees	116	X	X	X
	Establishments with 50 to 99 employees	38	X	X	X
	Establishments with 100 to 249 employees	14	X	X	X
	Establishments with 250 to 499 employees	—	X	X	X
	Establishments with 500 to 999 employees	—	X	X	X
	Establishments with 1,000 employees or more	—	X	X	X
7221	Full-service restaurants				
	All establishments	345	5 532	16 792	83 111
	Establishments with 1 to 4 employees	146	X	X	X
	Establishments with 5 to 9 employees	71	X	X	X
	Establishments with 10 to 19 employees	46	X	X	X
	Establishments with 20 to 49 employees	48	X	X	X
	Establishments with 50 to 99 employees	24	X	X	X
	Establishments with 100 to 249 employees	10	X	X	X
	Establishments with 250 to 499 employees	—	X	X	X
	Establishments with 500 to 999 employees	—	X	X	X
	Establishments with 1,000 employees or more	—	X	X	X
72211	Full-service restaurants				
	All establishments	345	5 532	16 792	83 111
	Establishments with 1 to 4 employees	146	X	X	X
	Establishments with 5 to 9 employees	71	X	X	X
	Establishments with 10 to 19 employees	46	X	X	X
	Establishments with 20 to 49 employees	48	X	X	X
	Establishments with 50 to 99 employees	24	X	X	X
	Establishments with 100 to 249 employees	10	X	X	X
	Establishments with 250 to 499 employees	—	X	X	X
	Establishments with 500 to 999 employees	—	X	X	X
	Establishments with 1,000 employees or more	—	X	X	X
722110	Full-service restaurants				
	All establishments	345	5 532	16 792	83 111
	Establishments with 1 to 4 employees	146	X	X	X
	Establishments with 5 to 9 employees	71	X	X	X
	Establishments with 10 to 19 employees	46	X	X	X
	Establishments with 20 to 49 employees	48	X	X	X
	Establishments with 50 to 99 employees	24	X	X	X
	Establishments with 100 to 249 employees	10	X	X	X
	Establishments with 250 to 499 employees	—	X	X	X
	Establishments with 500 to 999 employees	—	X	X	X
	Establishments with 1,000 employees or more	—	X	X	X
7222	Limited-service eating places				
	All establishments	462	4 143	10 735	52 927
	Establishments with 1 to 4 employees	267	X	X	X
	Establishments with 5 to 9 employees	81	X	X	X
	Establishments with 10 to 19 employees	47	X	X	X
	Establishments with 20 to 49 employees	52	X	X	X
	Establishments with 50 to 99 employees	11	X	X	X
	Establishments with 100 to 249 employees	4	X	X	X
	Establishments with 250 to 499 employees	—	X	X	X
	Establishments with 500 to 999 employees	—	X	X	X
	Establishments with 1,000 employees or more	—	X	X	X
72221	Limited-service eating places				
	All establishments	462	4 143	10 735	52 927
	Establishments with 1 to 4 employees	267	X	X	X
	Establishments with 5 to 9 employees	81	X	X	X
	Establishments with 10 to 19 employees	47	X	X	X
	Establishments with 20 to 49 employees	52	X	X	X
	Establishments with 50 to 99 employees	11	X	X	X
	Establishments with 100 to 249 employees	4	X	X	X
	Establishments with 250 to 499 employees	—	X	X	X
	Establishments with 500 to 999 employees	—	X	X	X
	Establishments with 1,000 employees or more	—	X	X	X

See footnotes at end of table.

Table 5. Establishments, Employees, and Payroll by Industry and Employment Size of Establishments by County: 2004—Con.

[Excludes most government employees, railroad employees, and self-employed persons. Size class 1 to 4 employees includes establishments having payroll, but no employees, during mid-March pay period. For meaning of abbreviations and symbols, see introductory text. For explanation of terms, see Appendix A. For statement on reliability, see the note at the end of the table and Appendix C]

NAICS code	Geography, kind of business, and employment size class	Establishments (number)	Paid employees for pay period including March 12 (number)	First-quarter payroll (\$1,000)	Annual payroll (\$1,000)
72	OCEAN—Con.				
	Accommodation and food services—Con.				
722	Food services and drinking places—Con.				
7222	Limited-service eating places—Con.				
72221	Limited-service eating places—Con.				
722211	Limited-service restaurants				
	All establishments	360	3 451	8 738	42 556
	Establishments with 1 to 4 employees	206	X	X	X
	Establishments with 5 to 9 employees	64	X	X	X
	Establishments with 10 to 19 employees	34	X	X	X
	Establishments with 20 to 49 employees	42	X	X	X
	Establishments with 50 to 99 employees	10	X	X	X
	Establishments with 100 to 249 employees	4	X	X	X
	Establishments with 250 to 499 employees	—	X	X	X
	Establishments with 500 to 999 employees	—	X	X	X
	Establishments with 1,000 employees or more	—	X	X	X
722213	Snack and nonalcoholic beverage bars				
	All establishments	96	602	1 771	9 310
	Establishments with 1 to 4 employees	59	X	X	X
	Establishments with 5 to 9 employees	14	X	X	X
	Establishments with 10 to 19 employees	13	X	X	X
	Establishments with 20 to 49 employees	10	X	X	X
	Establishments with 50 to 99 employees	—	X	X	X
	Establishments with 100 to 249 employees	—	X	X	X
	Establishments with 250 to 499 employees	—	X	X	X
	Establishments with 500 to 999 employees	—	X	X	X
	Establishments with 1,000 employees or more	—	X	X	X
7223	Special food services				
	All establishments	55	607	1 764	7 957
	Establishments with 1 to 4 employees	27	X	X	X
	Establishments with 5 to 9 employees	8	X	X	X
	Establishments with 10 to 19 employees	10	X	X	X
	Establishments with 20 to 49 employees	7	X	X	X
	Establishments with 50 to 99 employees	3	X	X	X
	Establishments with 100 to 249 employees	—	X	X	X
	Establishments with 250 to 499 employees	—	X	X	X
	Establishments with 500 to 999 employees	—	X	X	X
	Establishments with 1,000 employees or more	—	X	X	X
72231	Food service contractors				
	All establishments	29	412	1 141	5 066
	Establishments with 1 to 4 employees	13	X	X	X
	Establishments with 5 to 9 employees	3	X	X	X
	Establishments with 10 to 19 employees	5	X	X	X
	Establishments with 20 to 49 employees	6	X	X	X
	Establishments with 50 to 99 employees	2	X	X	X
	Establishments with 100 to 249 employees	—	X	X	X
	Establishments with 250 to 499 employees	—	X	X	X
	Establishments with 500 to 999 employees	—	X	X	X
	Establishments with 1,000 employees or more	—	X	X	X
722310	Food service contractors				
	All establishments	29	412	1 141	5 066
	Establishments with 1 to 4 employees	13	X	X	X
	Establishments with 5 to 9 employees	3	X	X	X
	Establishments with 10 to 19 employees	5	X	X	X
	Establishments with 20 to 49 employees	6	X	X	X
	Establishments with 50 to 99 employees	2	X	X	X
	Establishments with 100 to 249 employees	—	X	X	X
	Establishments with 250 to 499 employees	—	X	X	X
	Establishments with 500 to 999 employees	—	X	X	X
	Establishments with 1,000 employees or more	—	X	X	X
72232	Caterers				
	All establishments	22	180	609	2 810
	Establishments with 1 to 4 employees	12	X	X	X
	Establishments with 5 to 9 employees	4	X	X	X
	Establishments with 10 to 19 employees	4	X	X	X
	Establishments with 20 to 49 employees	1	X	X	X
	Establishments with 50 to 99 employees	1	X	X	X
	Establishments with 100 to 249 employees	—	X	X	X
	Establishments with 250 to 499 employees	—	X	X	X
	Establishments with 500 to 999 employees	—	X	X	X
	Establishments with 1,000 employees or more	—	X	X	X
722320	Caterers				
	All establishments	22	180	609	2 810
	Establishments with 1 to 4 employees	12	X	X	X
	Establishments with 5 to 9 employees	4	X	X	X
	Establishments with 10 to 19 employees	4	X	X	X
	Establishments with 20 to 49 employees	1	X	X	X
	Establishments with 50 to 99 employees	1	X	X	X
	Establishments with 100 to 249 employees	—	X	X	X
	Establishments with 250 to 499 employees	—	X	X	X
	Establishments with 500 to 999 employees	—	X	X	X
	Establishments with 1,000 employees or more	—	X	X	X

See footnotes at end of table.

Table 5. Establishments, Employees, and Payroll by Industry and Employment Size of Establishments by County: 2004—Con.

[Excludes most government employees, railroad employees, and self-employed persons. Size class 1 to 4 employees includes establishments having payroll, but no employees, during mid-March pay period. For meaning of abbreviations and symbols, see introductory text. For explanation of terms, see Appendix A. For statement on reliability, see the note at the end of the table and Appendix C]

NAICS code	Geography, kind of business, and employment size class	Establishments (number)	Paid employees for pay period including March 12 (number)	First-quarter payroll (\$1,000)	Annual payroll (\$1,000)
	OCEAN—Con.				
72	Accommodation and food services—Con.				
722	Food services and drinking places—Con.				
7223	Special food services—Con.				
72232	Caterers—Con.				
722320	Caterers—Con.				
	All establishments—Con.				
	Establishments with 1,000 employees or more	—	X	X	X
7224	Drinking places (alcoholic beverages)				
	All establishments	39	415	924	5 396
	Establishments with 1 to 4 employees	16	X	X	X
	Establishments with 5 to 9 employees	8	X	X	X
	Establishments with 10 to 19 employees	6	X	X	X
	Establishments with 20 to 49 employees	9	X	X	X
	Establishments with 50 to 99 employees	—	X	X	X
	Establishments with 100 to 249 employees	—	X	X	X
	Establishments with 250 to 499 employees	—	X	X	X
	Establishments with 500 to 999 employees	—	X	X	X
	Establishments with 1,000 employees or more	—	X	X	X
72241	Drinking places (alcoholic beverages)				
	All establishments	39	415	924	5 396
	Establishments with 1 to 4 employees	16	X	X	X
	Establishments with 5 to 9 employees	8	X	X	X
	Establishments with 10 to 19 employees	6	X	X	X
	Establishments with 20 to 49 employees	9	X	X	X
	Establishments with 50 to 99 employees	—	X	X	X
	Establishments with 100 to 249 employees	—	X	X	X
	Establishments with 250 to 499 employees	—	X	X	X
	Establishments with 500 to 999 employees	—	X	X	X
	Establishments with 1,000 employees or more	—	X	X	X
722410	Drinking places (alcoholic beverages)				
	All establishments	39	415	924	5 396
	Establishments with 1 to 4 employees	16	X	X	X
	Establishments with 5 to 9 employees	8	X	X	X
	Establishments with 10 to 19 employees	6	X	X	X
	Establishments with 20 to 49 employees	9	X	X	X
	Establishments with 50 to 99 employees	—	X	X	X
	Establishments with 100 to 249 employees	—	X	X	X
	Establishments with 250 to 499 employees	—	X	X	X
	Establishments with 500 to 999 employees	—	X	X	X
	Establishments with 1,000 employees or more	—	X	X	X
81	Other services (except public administration)				
	All establishments	1 204	6 975	33 746	149 071
	Establishments with 1 to 4 employees	768	X	X	X
	Establishments with 5 to 9 employees	260	X	X	X
	Establishments with 10 to 19 employees	128	X	X	X
	Establishments with 20 to 49 employees	36	X	X	X
	Establishments with 50 to 99 employees	10	X	X	X
	Establishments with 100 to 249 employees	1	X	X	X
	Establishments with 250 to 499 employees	1	X	X	X
	Establishments with 500 to 999 employees	—	X	X	X
	Establishments with 1,000 employees or more	—	X	X	X
811	Repair and maintenance				
	All establishments	360	1 704	12 349	54 603
	Establishments with 1 to 4 employees	249	X	X	X
	Establishments with 5 to 9 employees	70	X	X	X
	Establishments with 10 to 19 employees	34	X	X	X
	Establishments with 20 to 49 employees	5	X	X	X
	Establishments with 50 to 99 employees	1	X	X	X
	Establishments with 100 to 249 employees	1	X	X	X
	Establishments with 250 to 499 employees	—	X	X	X
	Establishments with 500 to 999 employees	—	X	X	X
	Establishments with 1,000 employees or more	—	X	X	X
8111	Automotive repair and maintenance				
	All establishments	245	1 209	8 007	35 314
	Establishments with 1 to 4 employees	155	X	X	X
	Establishments with 5 to 9 employees	57	X	X	X
	Establishments with 10 to 19 employees	28	X	X	X
	Establishments with 20 to 49 employees	4	X	X	X
	Establishments with 50 to 99 employees	1	X	X	X
	Establishments with 100 to 249 employees	—	X	X	X
	Establishments with 250 to 499 employees	—	X	X	X
	Establishments with 500 to 999 employees	—	X	X	X
	Establishments with 1,000 employees or more	—	X	X	X

See footnotes at end of table.

Table 5. Establishments, Employees, and Payroll by Industry and Employment Size of Establishments by County: 2004—Con.

[Excludes most government employees, railroad employees, and self-employed persons. Size class 1 to 4 employees includes establishments having payroll, but no employees, during mid-March pay period. For meaning of abbreviations and symbols, see introductory text. For explanation of terms, see Appendix A. For statement on reliability, see the note at the end of the table and Appendix C]

NAICS code	Geography, kind of business, and employment size class	Establishments (number)	Paid employees for pay period including March 12 (number)	First-quarter payroll (\$1,000)	Annual payroll (\$1,000)
81	OCEAN—Con.				
	Other services (except public administration)—Con.				
811	Repair and maintenance—Con.				
8111	Automotive repair and maintenance—Con.				
81111	Automotive mechanical and electrical repair and maintenance				
	All establishments	139	565	3 891	16 475
	Establishments with 1 to 4 employees	98	X	X	X
	Establishments with 5 to 9 employees	28	X	X	X
	Establishments with 10 to 19 employees	12	X	X	X
	Establishments with 20 to 49 employees	1	X	X	X
	Establishments with 50 to 99 employees	—	X	X	X
	Establishments with 100 to 249 employees	—	X	X	X
	Establishments with 250 to 499 employees	—	X	X	X
	Establishments with 500 to 999 employees	—	X	X	X
	Establishments with 1,000 employees or more	—	X	X	X
811111	General automotive repair				
	All establishments	116	454	3 132	13 356
	Establishments with 1 to 4 employees	86	X	X	X
	Establishments with 5 to 9 employees	20	X	X	X
	Establishments with 10 to 19 employees	9	X	X	X
	Establishments with 20 to 49 employees	1	X	X	X
	Establishments with 50 to 99 employees	—	X	X	X
	Establishments with 100 to 249 employees	—	X	X	X
	Establishments with 250 to 499 employees	—	X	X	X
	Establishments with 500 to 999 employees	—	X	X	X
	Establishments with 1,000 employees or more	—	X	X	X
81112	Automotive body, paint, interior, and glass repair				
	All establishments	67	361	2 921	13 601
	Establishments with 1 to 4 employees	37	X	X	X
	Establishments with 5 to 9 employees	20	X	X	X
	Establishments with 10 to 19 employees	8	X	X	X
	Establishments with 20 to 49 employees	2	X	X	X
	Establishments with 50 to 99 employees	—	X	X	X
	Establishments with 100 to 249 employees	—	X	X	X
	Establishments with 250 to 499 employees	—	X	X	X
	Establishments with 500 to 999 employees	—	X	X	X
	Establishments with 1,000 employees or more	—	X	X	X
811121	Automotive body, paint, and interior repair and maintenance				
	All establishments	60	344	2 832	13 230
	Establishments with 1 to 4 employees	31	X	X	X
	Establishments with 5 to 9 employees	19	X	X	X
	Establishments with 10 to 19 employees	8	X	X	X
	Establishments with 20 to 49 employees	2	X	X	X
	Establishments with 50 to 99 employees	—	X	X	X
	Establishments with 100 to 249 employees	—	X	X	X
	Establishments with 250 to 499 employees	—	X	X	X
	Establishments with 500 to 999 employees	—	X	X	X
	Establishments with 1,000 employees or more	—	X	X	X
81119	Other automotive repair and maintenance				
	All establishments	39	283	1 195	5 238
	Establishments with 1 to 4 employees	20	X	X	X
	Establishments with 5 to 9 employees	9	X	X	X
	Establishments with 10 to 19 employees	8	X	X	X
	Establishments with 20 to 49 employees	1	X	X	X
	Establishments with 50 to 99 employees	1	X	X	X
	Establishments with 100 to 249 employees	—	X	X	X
	Establishments with 250 to 499 employees	—	X	X	X
	Establishments with 500 to 999 employees	—	X	X	X
	Establishments with 1,000 employees or more	—	X	X	X
811192	Car washes				
	All establishments	25	197	634	2 903
	Establishments with 1 to 4 employees	13	X	X	X
	Establishments with 5 to 9 employees	6	X	X	X
	Establishments with 10 to 19 employees	4	X	X	X
	Establishments with 20 to 49 employees	1	X	X	X
	Establishments with 50 to 99 employees	1	X	X	X
	Establishments with 100 to 249 employees	—	X	X	X
	Establishments with 250 to 499 employees	—	X	X	X
	Establishments with 500 to 999 employees	—	X	X	X
	Establishments with 1,000 employees or more	—	X	X	X
8113	Commercial and industrial machinery and equipment (except automotive and electronic) repair and maintenance				
	All establishments	30	c	D	D
	Establishments with 1 to 4 employees	21	X	X	X
	Establishments with 5 to 9 employees	6	X	X	X
	Establishments with 10 to 19 employees	2	X	X	X
	Establishments with 20 to 49 employees	1	X	X	X
	Establishments with 50 to 99 employees	—	X	X	X
	Establishments with 100 to 249 employees	—	X	X	X
	Establishments with 250 to 499 employees	—	X	X	X
	Establishments with 500 to 999 employees	—	X	X	X
	Establishments with 1,000 employees or more	—	X	X	X

See footnotes at end of table.

Table 5. Establishments, Employees, and Payroll by Industry and Employment Size of Establishments by County: 2004—Con.

[Excludes most government employees, railroad employees, and self-employed persons. Size class 1 to 4 employees includes establishments having payroll, but no employees, during mid-March pay period. For meaning of abbreviations and symbols, see introductory text. For explanation of terms, see Appendix A. For statement on reliability, see the note at the end of the table and Appendix C]

NAICS code	Geography, kind of business, and employment size class	Establishments (number)	Paid employees for pay period including March 12 (number)	First-quarter payroll (\$1,000)	Annual payroll (\$1,000)
81	OCEAN—Con.				
	Other services (except public administration)—Con.				
811	Repair and maintenance—Con.				
8113	Commercial and industrial machinery and equipment (except automotive and electronic) repair and maintenance—Con.				
81131	Commercial and industrial machinery and equipment (except automotive and electronic) repair and maintenance				
	All establishments	30	c	D	D
	Establishments with 1 to 4 employees	21	X	X	X
	Establishments with 5 to 9 employees	6	X	X	X
	Establishments with 10 to 19 employees	2	X	X	X
	Establishments with 20 to 49 employees	1	X	X	X
	Establishments with 50 to 99 employees	—	X	X	X
	Establishments with 100 to 249 employees	—	X	X	X
	Establishments with 250 to 499 employees	—	X	X	X
	Establishments with 500 to 999 employees	—	X	X	X
	Establishments with 1,000 employees or more	—	X	X	X
811310	Commercial and industrial machinery and equipment (except automotive and electronic) repair and maintenance				
	All establishments	30	c	D	D
	Establishments with 1 to 4 employees	21	X	X	X
	Establishments with 5 to 9 employees	6	X	X	X
	Establishments with 10 to 19 employees	2	X	X	X
	Establishments with 20 to 49 employees	1	X	X	X
	Establishments with 50 to 99 employees	—	X	X	X
	Establishments with 100 to 249 employees	—	X	X	X
	Establishments with 250 to 499 employees	—	X	X	X
	Establishments with 500 to 999 employees	—	X	X	X
	Establishments with 1,000 employees or more	—	X	X	X
8114	Personal and household goods repair and maintenance				
	All establishments	56	285	2 900	12 285
	Establishments with 1 to 4 employees	48	X	X	X
	Establishments with 5 to 9 employees	6	X	X	X
	Establishments with 10 to 19 employees	1	X	X	X
	Establishments with 20 to 49 employees	—	X	X	X
	Establishments with 50 to 99 employees	—	X	X	X
	Establishments with 100 to 249 employees	1	X	X	X
	Establishments with 250 to 499 employees	—	X	X	X
	Establishments with 500 to 999 employees	—	X	X	X
	Establishments with 1,000 employees or more	—	X	X	X
81141	Home and garden equipment and appliance repair and maintenance				
	All establishments	10	c	D	D
	Establishments with 1 to 4 employees	9	X	X	X
	Establishments with 5 to 9 employees	—	X	X	X
	Establishments with 10 to 19 employees	—	X	X	X
	Establishments with 20 to 49 employees	—	X	X	X
	Establishments with 50 to 99 employees	—	X	X	X
	Establishments with 100 to 249 employees	1	X	X	X
	Establishments with 250 to 499 employees	—	X	X	X
	Establishments with 500 to 999 employees	—	X	X	X
	Establishments with 1,000 employees or more	—	X	X	X
811412	Appliance repair and maintenance				
	All establishments	9	c	D	D
	Establishments with 1 to 4 employees	8	X	X	X
	Establishments with 5 to 9 employees	—	X	X	X
	Establishments with 10 to 19 employees	—	X	X	X
	Establishments with 20 to 49 employees	—	X	X	X
	Establishments with 50 to 99 employees	—	X	X	X
	Establishments with 100 to 249 employees	1	X	X	X
	Establishments with 250 to 499 employees	—	X	X	X
	Establishments with 500 to 999 employees	—	X	X	X
	Establishments with 1,000 employees or more	—	X	X	X
812	Personal and laundry services				
	All establishments	464	2 264	7 827	35 609
	Establishments with 1 to 4 employees	308	X	X	X
	Establishments with 5 to 9 employees	92	X	X	X
	Establishments with 10 to 19 employees	49	X	X	X
	Establishments with 20 to 49 employees	15	X	X	X
	Establishments with 50 to 99 employees	—	X	X	X
	Establishments with 100 to 249 employees	—	X	X	X
	Establishments with 250 to 499 employees	—	X	X	X
	Establishments with 500 to 999 employees	—	X	X	X
	Establishments with 1,000 employees or more	—	X	X	X
8121	Personal care services				
	All establishments	314	1 634	4 734	21 068
	Establishments with 1 to 4 employees	191	X	X	X
	Establishments with 5 to 9 employees	72	X	X	X
	Establishments with 10 to 19 employees	41	X	X	X
	Establishments with 20 to 49 employees	10	X	X	X
	Establishments with 50 to 99 employees	—	X	X	X
	Establishments with 100 to 249 employees	—	X	X	X
	Establishments with 250 to 499 employees	—	X	X	X

See footnotes at end of table.

Table 5. Establishments, Employees, and Payroll by Industry and Employment Size of Establishments by County: 2004—Con.

[Excludes most government employees, railroad employees, and self-employed persons. Size class 1 to 4 employees includes establishments having payroll, but no employees, during mid-March pay period. For meaning of abbreviations and symbols, see introductory text. For explanation of terms, see Appendix A. For statement on reliability, see the note at the end of the table and Appendix C]

NAICS code	Geography, kind of business, and employment size class	Establishments (number)	Paid employees for pay period including March 12 (number)	First-quarter payroll (\$1,000)	Annual payroll (\$1,000)
81	OCEAN—Con.				
	Other services (except public administration)—Con.				
812	Personal and laundry services—Con.				
8121	Personal care services—Con.				
	All establishments—Con.				
	Establishments with 500 to 999 employees	—	X	X	X
	Establishments with 1,000 employees or more	—	X	X	X
81211	Hair, nail, and skin care services				
	All establishments	268	1 420	4 178	18 727
	Establishments with 1 to 4 employees	159	X	X	X
	Establishments with 5 to 9 employees	64	X	X	X
	Establishments with 10 to 19 employees	37	X	X	X
	Establishments with 20 to 49 employees	8	X	X	X
	Establishments with 50 to 99 employees	—	X	X	X
	Establishments with 100 to 249 employees	—	X	X	X
	Establishments with 250 to 499 employees	—	X	X	X
	Establishments with 500 to 999 employees	—	X	X	X
	Establishments with 1,000 employees or more	—	X	X	X
81212	Beauty salons				
	All establishments	214	1 256	3 732	16 623
	Establishments with 1 to 4 employees	116	X	X	X
	Establishments with 5 to 9 employees	56	X	X	X
	Establishments with 10 to 19 employees	34	X	X	X
	Establishments with 20 to 49 employees	8	X	X	X
	Establishments with 50 to 99 employees	—	X	X	X
	Establishments with 100 to 249 employees	—	X	X	X
	Establishments with 250 to 499 employees	—	X	X	X
	Establishments with 500 to 999 employees	—	X	X	X
	Establishments with 1,000 employees or more	—	X	X	X
81219	Other personal care services				
	All establishments	46	214	556	2 341
	Establishments with 1 to 4 employees	32	X	X	X
	Establishments with 5 to 9 employees	8	X	X	X
	Establishments with 10 to 19 employees	4	X	X	X
	Establishments with 20 to 49 employees	2	X	X	X
	Establishments with 50 to 99 employees	—	X	X	X
	Establishments with 100 to 249 employees	—	X	X	X
	Establishments with 250 to 499 employees	—	X	X	X
	Establishments with 500 to 999 employees	—	X	X	X
	Establishments with 1,000 employees or more	—	X	X	X
812199	All other personal care services				
	All establishments	41	185	412	1 792
	Establishments with 1 to 4 employees	29	X	X	X
	Establishments with 5 to 9 employees	7	X	X	X
	Establishments with 10 to 19 employees	3	X	X	X
	Establishments with 20 to 49 employees	2	X	X	X
	Establishments with 50 to 99 employees	—	X	X	X
	Establishments with 100 to 249 employees	—	X	X	X
	Establishments with 250 to 499 employees	—	X	X	X
	Establishments with 500 to 999 employees	—	X	X	X
	Establishments with 1,000 employees or more	—	X	X	X
8122	Death care services				
	All establishments	27	189	1 459	7 201
	Establishments with 1 to 4 employees	17	X	X	X
	Establishments with 5 to 9 employees	5	X	X	X
	Establishments with 10 to 19 employees	3	X	X	X
	Establishments with 20 to 49 employees	2	X	X	X
	Establishments with 50 to 99 employees	—	X	X	X
	Establishments with 100 to 249 employees	—	X	X	X
	Establishments with 250 to 499 employees	—	X	X	X
	Establishments with 500 to 999 employees	—	X	X	X
	Establishments with 1,000 employees or more	—	X	X	X
81221	Funeral homes and funeral services				
	All establishments	22	161	1 249	6 261
	Establishments with 1 to 4 employees	13	X	X	X
	Establishments with 5 to 9 employees	5	X	X	X
	Establishments with 10 to 19 employees	2	X	X	X
	Establishments with 20 to 49 employees	2	X	X	X
	Establishments with 50 to 99 employees	—	X	X	X
	Establishments with 100 to 249 employees	—	X	X	X
	Establishments with 250 to 499 employees	—	X	X	X
	Establishments with 500 to 999 employees	—	X	X	X
	Establishments with 1,000 employees or more	—	X	X	X
812210	Funeral homes and funeral services				
	All establishments	22	161	1 249	6 261
	Establishments with 1 to 4 employees	13	X	X	X
	Establishments with 5 to 9 employees	5	X	X	X
	Establishments with 10 to 19 employees	2	X	X	X
	Establishments with 20 to 49 employees	2	X	X	X
	Establishments with 50 to 99 employees	—	X	X	X
	Establishments with 100 to 249 employees	—	X	X	X

See footnotes at end of table.

Table 5. Establishments, Employees, and Payroll by Industry and Employment Size of Establishments by County: 2004—Con.

[Excludes most government employees, railroad employees, and self-employed persons. Size class 1 to 4 employees includes establishments having payroll, but no employees, during mid-March pay period. For meaning of abbreviations and symbols, see introductory text. For explanation of terms, see Appendix A. For statement on reliability, see the note at the end of the table and Appendix C]

NAICS code	Geography, kind of business, and employment size class	Establishments (number)	Paid employees for pay period including March 12 (number)	First-quarter payroll (\$1,000)	Annual payroll (\$1,000)
	OCEAN—Con.				
81	Other services (except public administration)—Con.				
812	Personal and laundry services—Con.				
8122	Death care services—Con.				
81221	Funeral homes and funeral services—Con.				
812210	Funeral homes and funeral services—Con.				
	All establishments—Con.				
	Establishments with 250 to 499 employees	—	X	X	X
	Establishments with 500 to 999 employees	—	X	X	X
	Establishments with 1,000 employees or more	—	X	X	X
8123	Drycleaning and laundry services				
	All establishments	73	282	1 116	4 768
	Establishments with 1 to 4 employees	60	X	X	X
	Establishments with 5 to 9 employees	8	X	X	X
	Establishments with 10 to 19 employees	3	X	X	X
	Establishments with 20 to 49 employees	2	X	X	X
	Establishments with 50 to 99 employees	—	X	X	X
	Establishments with 100 to 249 employees	—	X	X	X
	Establishments with 250 to 499 employees	—	X	X	X
	Establishments with 500 to 999 employees	—	X	X	X
	Establishments with 1,000 employees or more	—	X	X	X
81232	Drycleaning and laundry services (except coin-operated)				
	All establishments	48	194	716	2 961
	Establishments with 1 to 4 employees	38	X	X	X
	Establishments with 5 to 9 employees	6	X	X	X
	Establishments with 10 to 19 employees	3	X	X	X
	Establishments with 20 to 49 employees	1	X	X	X
	Establishments with 50 to 99 employees	—	X	X	X
	Establishments with 100 to 249 employees	—	X	X	X
	Establishments with 250 to 499 employees	—	X	X	X
	Establishments with 500 to 999 employees	—	X	X	X
	Establishments with 1,000 employees or more	—	X	X	X
812320	Drycleaning and laundry services (except coin-operated)				
	All establishments	48	194	716	2 961
	Establishments with 1 to 4 employees	38	X	X	X
	Establishments with 5 to 9 employees	6	X	X	X
	Establishments with 10 to 19 employees	3	X	X	X
	Establishments with 20 to 49 employees	1	X	X	X
	Establishments with 50 to 99 employees	—	X	X	X
	Establishments with 100 to 249 employees	—	X	X	X
	Establishments with 250 to 499 employees	—	X	X	X
	Establishments with 500 to 999 employees	—	X	X	X
	Establishments with 1,000 employees or more	—	X	X	X
8129	Other personal services				
	All establishments	50	159	518	2 572
	Establishments with 1 to 4 employees	40	X	X	X
	Establishments with 5 to 9 employees	7	X	X	X
	Establishments with 10 to 19 employees	2	X	X	X
	Establishments with 20 to 49 employees	1	X	X	X
	Establishments with 50 to 99 employees	—	X	X	X
	Establishments with 100 to 249 employees	—	X	X	X
	Establishments with 250 to 499 employees	—	X	X	X
	Establishments with 500 to 999 employees	—	X	X	X
	Establishments with 1,000 employees or more	—	X	X	X
813	Religious, grantmaking, civic, professional, and similar organizations				
	All establishments	380	3 007	13 570	58 859
	Establishments with 1 to 4 employees	211	X	X	X
	Establishments with 5 to 9 employees	98	X	X	X
	Establishments with 10 to 19 employees	45	X	X	X
	Establishments with 20 to 49 employees	16	X	X	X
	Establishments with 50 to 99 employees	9	X	X	X
	Establishments with 100 to 249 employees	—	X	X	X
	Establishments with 250 to 499 employees	1	X	X	X
	Establishments with 500 to 999 employees	—	X	X	X
	Establishments with 1,000 employees or more	—	X	X	X
8131	Religious organizations				
	All establishments	176	1 761	7 541	31 248
	Establishments with 1 to 4 employees	87	X	X	X
	Establishments with 5 to 9 employees	53	X	X	X
	Establishments with 10 to 19 employees	20	X	X	X
	Establishments with 20 to 49 employees	9	X	X	X
	Establishments with 50 to 99 employees	6	X	X	X
	Establishments with 100 to 249 employees	—	X	X	X
	Establishments with 250 to 499 employees	1	X	X	X
	Establishments with 500 to 999 employees	—	X	X	X
	Establishments with 1,000 employees or more	—	X	X	X

See footnotes at end of table.

Table 5. Establishments, Employees, and Payroll by Industry and Employment Size of Establishments by County: 2004—Con.

[Excludes most government employees, railroad employees, and self-employed persons. Size class 1 to 4 employees includes establishments having payroll, but no employees, during mid-March pay period. For meaning of abbreviations and symbols, see introductory text. For explanation of terms, see Appendix A. For statement on reliability, see the note at the end of the table and Appendix C]

NAICS code	Geography, kind of business, and employment size class	Establishments (number)	Paid employees for pay period including March 12 (number)	First-quarter payroll (\$1,000)	Annual payroll (\$1,000)
81	OCEAN—Con.				
	Other services (except public administration)—Con.				
813	Religious, grantmaking, civic, professional, and similar organizations—Con.				
8131	Religious organizations—Con.				
81311	Religious organizations				
	All establishments	176	1 761	7 541	31 248
	Establishments with 1 to 4 employees	87	X	X	X
	Establishments with 5 to 9 employees	53	X	X	X
	Establishments with 10 to 19 employees	20	X	X	X
	Establishments with 20 to 49 employees	9	X	X	X
	Establishments with 50 to 99 employees	6	X	X	X
	Establishments with 100 to 249 employees	—	X	X	X
	Establishments with 250 to 499 employees	1	X	X	X
	Establishments with 500 to 999 employees	—	X	X	X
	Establishments with 1,000 employees or more	—	X	X	X
813110	Religious organizations				
	All establishments	176	1 761	7 541	31 248
	Establishments with 1 to 4 employees	87	X	X	X
	Establishments with 5 to 9 employees	53	X	X	X
	Establishments with 10 to 19 employees	20	X	X	X
	Establishments with 20 to 49 employees	9	X	X	X
	Establishments with 50 to 99 employees	6	X	X	X
	Establishments with 100 to 249 employees	—	X	X	X
	Establishments with 250 to 499 employees	1	X	X	X
	Establishments with 500 to 999 employees	—	X	X	X
	Establishments with 1,000 employees or more	—	X	X	X
8132	Grantmaking and giving services				
	All establishments	16	103	596	2 780
	Establishments with 1 to 4 employees	9	X	X	X
	Establishments with 5 to 9 employees	4	X	X	X
	Establishments with 10 to 19 employees	2	X	X	X
	Establishments with 20 to 49 employees	1	X	X	X
	Establishments with 50 to 99 employees	—	X	X	X
	Establishments with 100 to 249 employees	—	X	X	X
	Establishments with 250 to 499 employees	—	X	X	X
	Establishments with 500 to 999 employees	—	X	X	X
	Establishments with 1,000 employees or more	—	X	X	X
81321	Grantmaking and giving services				
	All establishments	16	103	596	2 780
	Establishments with 1 to 4 employees	9	X	X	X
	Establishments with 5 to 9 employees	4	X	X	X
	Establishments with 10 to 19 employees	2	X	X	X
	Establishments with 20 to 49 employees	1	X	X	X
	Establishments with 50 to 99 employees	—	X	X	X
	Establishments with 100 to 249 employees	—	X	X	X
	Establishments with 250 to 499 employees	—	X	X	X
	Establishments with 500 to 999 employees	—	X	X	X
	Establishments with 1,000 employees or more	—	X	X	X
8134	Civic and social organizations				
	All establishments	29	224	651	3 417
	Establishments with 1 to 4 employees	15	X	X	X
	Establishments with 5 to 9 employees	8	X	X	X
	Establishments with 10 to 19 employees	4	X	X	X
	Establishments with 20 to 49 employees	1	X	X	X
	Establishments with 50 to 99 employees	1	X	X	X
	Establishments with 100 to 249 employees	—	X	X	X
	Establishments with 250 to 499 employees	—	X	X	X
	Establishments with 500 to 999 employees	—	X	X	X
	Establishments with 1,000 employees or more	—	X	X	X
81341	Civic and social organizations				
	All establishments	29	224	651	3 417
	Establishments with 1 to 4 employees	15	X	X	X
	Establishments with 5 to 9 employees	8	X	X	X
	Establishments with 10 to 19 employees	4	X	X	X
	Establishments with 20 to 49 employees	1	X	X	X
	Establishments with 50 to 99 employees	1	X	X	X
	Establishments with 100 to 249 employees	—	X	X	X
	Establishments with 250 to 499 employees	—	X	X	X
	Establishments with 500 to 999 employees	—	X	X	X
	Establishments with 1,000 employees or more	—	X	X	X
813410	Civic and social organizations				
	All establishments	29	224	651	3 417
	Establishments with 1 to 4 employees	15	X	X	X
	Establishments with 5 to 9 employees	8	X	X	X
	Establishments with 10 to 19 employees	4	X	X	X
	Establishments with 20 to 49 employees	1	X	X	X
	Establishments with 50 to 99 employees	1	X	X	X
	Establishments with 100 to 249 employees	—	X	X	X
	Establishments with 250 to 499 employees	—	X	X	X
	Establishments with 500 to 999 employees	—	X	X	X
	Establishments with 1,000 employees or more	—	X	X	X

See footnotes at end of table.

Table 5. Establishments, Employees, and Payroll by Industry and Employment Size of Establishments by County: 2004—Con.

[Excludes most government employees, railroad employees, and self-employed persons. Size class 1 to 4 employees includes establishments having payroll, but no employees, during mid-March pay period. For meaning of abbreviations and symbols, see introductory text. For explanation of terms, see Appendix A. For statement on reliability, see the note at the end of the table and Appendix C]

NAICS code	Geography, kind of business, and employment size class	Establishments (number)	Paid employees for pay period including March 12 (number)	First-quarter payroll (\$1,000)	Annual payroll (\$1,000)
OCEAN—Con.					
81	Other services (except public administration)—Con.				
813	Religious, grantmaking, civic, professional, and similar organizations—Con.				
8139	Business, professional, labor, political, and similar organizations				
	All establishments	151	860	4 446	19 839
	Establishments with 1 to 4 employees	94	X	X	X
	Establishments with 5 to 9 employees	32	X	X	X
	Establishments with 10 to 19 employees	19	X	X	X
	Establishments with 20 to 49 employees	4	X	X	X
	Establishments with 50 to 99 employees	2	X	X	X
	Establishments with 100 to 249 employees	—	X	X	X
	Establishments with 250 to 499 employees	—	X	X	X
	Establishments with 500 to 999 employees	—	X	X	X
	Establishments with 1,000 employees or more	—	X	X	X
81393	Labor Unions and Similar Labor Organizations				
	All establishments	23	126	221	953
	Establishments with 1 to 4 employees	11	X	X	X
	Establishments with 5 to 9 employees	8	X	X	X
	Establishments with 10 to 19 employees	3	X	X	X
	Establishments with 20 to 49 employees	1	X	X	X
	Establishments with 50 to 99 employees	—	X	X	X
	Establishments with 100 to 249 employees	—	X	X	X
	Establishments with 250 to 499 employees	—	X	X	X
	Establishments with 500 to 999 employees	—	X	X	X
	Establishments with 1,000 employees or more	—	X	X	X
813930	Labor Unions and Similar Labor Organizations				
	All establishments	23	126	221	953
	Establishments with 1 to 4 employees	11	X	X	X
	Establishments with 5 to 9 employees	8	X	X	X
	Establishments with 10 to 19 employees	3	X	X	X
	Establishments with 20 to 49 employees	1	X	X	X
	Establishments with 50 to 99 employees	—	X	X	X
	Establishments with 100 to 249 employees	—	X	X	X
	Establishments with 250 to 499 employees	—	X	X	X
	Establishments with 500 to 999 employees	—	X	X	X
	Establishments with 1,000 employees or more	—	X	X	X
81399	Other similar organizations (except business, professional, labor, and political organizations)				
	All establishments	98	624	3 572	15 872
	Establishments with 1 to 4 employees	63	X	X	X
	Establishments with 5 to 9 employees	16	X	X	X
	Establishments with 10 to 19 employees	14	X	X	X
	Establishments with 20 to 49 employees	3	X	X	X
	Establishments with 50 to 99 employees	2	X	X	X
	Establishments with 100 to 249 employees	—	X	X	X
	Establishments with 250 to 499 employees	—	X	X	X
	Establishments with 500 to 999 employees	—	X	X	X
	Establishments with 1,000 employees or more	—	X	X	X
813990	Other similar organizations (except business, professional, labor, and political organizations)				
	All establishments	98	624	3 572	15 872
	Establishments with 1 to 4 employees	63	X	X	X
	Establishments with 5 to 9 employees	16	X	X	X
	Establishments with 10 to 19 employees	14	X	X	X
	Establishments with 20 to 49 employees	3	X	X	X
	Establishments with 50 to 99 employees	2	X	X	X
	Establishments with 100 to 249 employees	—	X	X	X
	Establishments with 250 to 499 employees	—	X	X	X
	Establishments with 500 to 999 employees	—	X	X	X
	Establishments with 1,000 employees or more	—	X	X	X
99	Industries not classified				
	All establishments	97	81	255	1 527
	Establishments with 1 to 4 employees	96	X	X	X
	Establishments with 5 to 9 employees	—	X	X	X
	Establishments with 10 to 19 employees	1	X	X	X
	Establishments with 20 to 49 employees	—	X	X	X
	Establishments with 50 to 99 employees	—	X	X	X
	Establishments with 100 to 249 employees	—	X	X	X
	Establishments with 250 to 499 employees	—	X	X	X
	Establishments with 500 to 999 employees	—	X	X	X
	Establishments with 1,000 employees or more	—	X	X	X
PASSAIC					
Total for all sectors					

See footnotes at end of table.

Table 5. **Establishments, Employees, and Payroll by Industry and Employment Size of Establishments by County: 2004—Con.**

[Excludes most government employees, railroad employees, and self-employed persons. Size class 1 to 4 employees includes establishments having payroll, but no employees, during mid-March pay period. For meaning of abbreviations and symbols, see introductory text. For explanation of terms, see Appendix A. For statement on reliability, see the note at the end of the table and Appendix C]

NAICS code	Geography, kind of business, and employment size class	Establishments (number)	Paid employees for pay period including March 12 (number)	First-quarter payroll (\$1,000)	Annual payroll (\$1,000)
	PASSAIC—Con.				
	Total for all sectors—Con.				
	All establishments	12 469	169 347	1 543 393	6 460 585
	Establishments with 1 to 4 employees	7 424	X	X	X
	Establishments with 5 to 9 employees	2 128	X	X	X
	Establishments with 10 to 19 employees	1 394	X	X	X
	Establishments with 20 to 49 employees	944	X	X	X
	Establishments with 50 to 99 employees	314	X	X	X
	Establishments with 100 to 249 employees	185	X	X	X
	Establishments with 250 to 499 employees	59	X	X	X
	Establishments with 500 to 999 employees	14	X	X	X
	Establishments with 1,000 employees or more	7	X	X	X
11	Forestry, fishing & hunting, and agricultural support services (NAICS 113-115)				
	All establishments	5	a	D	D
	Establishments with 1 to 4 employees	4	X	X	X
	Establishments with 5 to 9 employees	1	X	X	X
	Establishments with 10 to 19 employees	—	X	X	X
	Establishments with 20 to 49 employees	—	X	X	X
	Establishments with 50 to 99 employees	—	X	X	X
	Establishments with 100 to 249 employees	—	X	X	X
	Establishments with 250 to 499 employees	—	X	X	X
	Establishments with 500 to 999 employees	—	X	X	X
	Establishments with 1,000 employees or more	—	X	X	X
21	Mining				
	All establishments	7	c	D	D
	Establishments with 1 to 4 employees	2	X	X	X
	Establishments with 5 to 9 employees	—	X	X	X
	Establishments with 10 to 19 employees	3	X	X	X
	Establishments with 20 to 49 employees	1	X	X	X
	Establishments with 50 to 99 employees	1	X	X	X
	Establishments with 100 to 249 employees	—	X	X	X
	Establishments with 250 to 499 employees	—	X	X	X
	Establishments with 500 to 999 employees	—	X	X	X
	Establishments with 1,000 employees or more	—	X	X	X
212	Mining (except oil and gas)				
	All establishments	6	c	D	D
	Establishments with 1 to 4 employees	1	X	X	X
	Establishments with 5 to 9 employees	—	X	X	X
	Establishments with 10 to 19 employees	3	X	X	X
	Establishments with 20 to 49 employees	1	X	X	X
	Establishments with 50 to 99 employees	1	X	X	X
	Establishments with 100 to 249 employees	—	X	X	X
	Establishments with 250 to 499 employees	—	X	X	X
	Establishments with 500 to 999 employees	—	X	X	X
	Establishments with 1,000 employees or more	—	X	X	X
2123	Nonmetallic mineral mining and quarrying				
	All establishments	6	c	D	D
	Establishments with 1 to 4 employees	1	X	X	X
	Establishments with 5 to 9 employees	—	X	X	X
	Establishments with 10 to 19 employees	3	X	X	X
	Establishments with 20 to 49 employees	1	X	X	X
	Establishments with 50 to 99 employees	1	X	X	X
	Establishments with 100 to 249 employees	—	X	X	X
	Establishments with 250 to 499 employees	—	X	X	X
	Establishments with 500 to 999 employees	—	X	X	X
	Establishments with 1,000 employees or more	—	X	X	X
22	Utilities				
	All establishments	6	f	D	D
	Establishments with 1 to 4 employees	1	X	X	X
	Establishments with 5 to 9 employees	2	X	X	X
	Establishments with 10 to 19 employees	—	X	X	X
	Establishments with 20 to 49 employees	1	X	X	X
	Establishments with 50 to 99 employees	—	X	X	X
	Establishments with 100 to 249 employees	—	X	X	X
	Establishments with 250 to 499 employees	2	X	X	X
	Establishments with 500 to 999 employees	—	X	X	X
	Establishments with 1,000 employees or more	—	X	X	X
221	Utilities				
	All establishments	6	f	D	D
	Establishments with 1 to 4 employees	1	X	X	X
	Establishments with 5 to 9 employees	2	X	X	X
	Establishments with 10 to 19 employees	—	X	X	X
	Establishments with 20 to 49 employees	1	X	X	X
	Establishments with 50 to 99 employees	—	X	X	X
	Establishments with 100 to 249 employees	—	X	X	X
	Establishments with 250 to 499 employees	2	X	X	X
	Establishments with 500 to 999 employees	—	X	X	X
	Establishments with 1,000 employees or more	—	X	X	X

See footnotes at end of table.

Table 5. Establishments, Employees, and Payroll by Industry and Employment Size of Establishments by County: 2004—Con.

[Excludes most government employees, railroad employees, and self-employed persons. Size class 1 to 4 employees includes establishments having payroll, but no employees, during mid-March pay period. For meaning of abbreviations and symbols, see introductory text. For explanation of terms, see Appendix A. For statement on reliability, see the note at the end of the table and Appendix C]

NAICS code	Geography, kind of business, and employment size class	Establishments (number)	Paid employees for pay period including March 12 (number)	First-quarter payroll (\$1,000)	Annual payroll (\$1,000)
22	PASSAIC—Con.				
	Utilities—Con.				
221	Utilities—Con.				
2211	Electric power generation, transmission, and distribution				
	All establishments	5	f	D	D
	Establishments with 1 to 4 employees	—	X	X	X
	Establishments with 5 to 9 employees	2	X	X	X
	Establishments with 10 to 19 employees	—	X	X	X
	Establishments with 20 to 49 employees	1	X	X	X
	Establishments with 50 to 99 employees	—	X	X	X
	Establishments with 100 to 249 employees	—	X	X	X
	Establishments with 250 to 499 employees	2	X	X	X
	Establishments with 500 to 999 employees	—	X	X	X
	Establishments with 1,000 employees or more	—	X	X	X
22112	Electric power transmission, control, and distribution				
	All establishments	3	f	D	D
	Establishments with 1 to 4 employees	—	X	X	X
	Establishments with 5 to 9 employees	—	X	X	X
	Establishments with 10 to 19 employees	—	X	X	X
	Establishments with 20 to 49 employees	1	X	X	X
	Establishments with 50 to 99 employees	—	X	X	X
	Establishments with 100 to 249 employees	—	X	X	X
	Establishments with 250 to 499 employees	2	X	X	X
	Establishments with 500 to 999 employees	—	X	X	X
	Establishments with 1,000 employees or more	—	X	X	X
221122	Electric power distribution				
	All establishments	3	f	D	D
	Establishments with 1 to 4 employees	—	X	X	X
	Establishments with 5 to 9 employees	—	X	X	X
	Establishments with 10 to 19 employees	—	X	X	X
	Establishments with 20 to 49 employees	1	X	X	X
	Establishments with 50 to 99 employees	—	X	X	X
	Establishments with 100 to 249 employees	—	X	X	X
	Establishments with 250 to 499 employees	2	X	X	X
	Establishments with 500 to 999 employees	—	X	X	X
	Establishments with 1,000 employees or more	—	X	X	X
23	Construction				
	All establishments	1 372	9 656	98 018	475 883
	Establishments with 1 to 4 employees	959	X	X	X
	Establishments with 5 to 9 employees	198	X	X	X
	Establishments with 10 to 19 employees	125	X	X	X
	Establishments with 20 to 49 employees	68	X	X	X
	Establishments with 50 to 99 employees	13	X	X	X
	Establishments with 100 to 249 employees	6	X	X	X
	Establishments with 250 to 499 employees	2	X	X	X
	Establishments with 500 to 999 employees	1	X	X	X
	Establishments with 1,000 employees or more	—	X	X	X
236	Construction of buildings				
	All establishments	355	1 762	16 628	81 228
	Establishments with 1 to 4 employees	255	X	X	X
	Establishments with 5 to 9 employees	53	X	X	X
	Establishments with 10 to 19 employees	29	X	X	X
	Establishments with 20 to 49 employees	16	X	X	X
	Establishments with 50 to 99 employees	2	X	X	X
	Establishments with 100 to 249 employees	—	X	X	X
	Establishments with 250 to 499 employees	—	X	X	X
	Establishments with 500 to 999 employees	—	X	X	X
	Establishments with 1,000 employees or more	—	X	X	X
2361	Residential building construction				
	All establishments	260	804	6 402	30 732
	Establishments with 1 to 4 employees	210	X	X	X
	Establishments with 5 to 9 employees	33	X	X	X
	Establishments with 10 to 19 employees	13	X	X	X
	Establishments with 20 to 49 employees	4	X	X	X
	Establishments with 50 to 99 employees	—	X	X	X
	Establishments with 100 to 249 employees	—	X	X	X
	Establishments with 250 to 499 employees	—	X	X	X
	Establishments with 500 to 999 employees	—	X	X	X
	Establishments with 1,000 employees or more	—	X	X	X
23611	Residential building construction				
	All establishments	260	804	6 402	30 732
	Establishments with 1 to 4 employees	210	X	X	X
	Establishments with 5 to 9 employees	33	X	X	X
	Establishments with 10 to 19 employees	13	X	X	X
	Establishments with 20 to 49 employees	4	X	X	X
	Establishments with 50 to 99 employees	—	X	X	X
	Establishments with 100 to 249 employees	—	X	X	X
	Establishments with 250 to 499 employees	—	X	X	X
	Establishments with 500 to 999 employees	—	X	X	X
	Establishments with 1,000 employees or more	—	X	X	X

See footnotes at end of table.

Table 5. **Establishments, Employees, and Payroll by Industry and Employment Size of Establishments by County: 2004—Con.**

[Excludes most government employees, railroad employees, and self-employed persons. Size class 1 to 4 employees includes establishments having payroll, but no employees, during mid-March pay period. For meaning of abbreviations and symbols, see introductory text. For explanation of terms, see Appendix A. For statement on reliability, see the note at the end of the table and Appendix C]

NAICS code	Geography, kind of business, and employment size class	Establishments (number)	Paid employees for pay period including March 12 (number)	First-quarter payroll (\$1,000)	Annual payroll (\$1,000)
23	PASSAIC—Con.				
	Construction—Con.				
236	Construction of buildings—Con.				
2361	Residential building construction—Con.				
23611	Residential building construction—Con.				
236115	New single-family housing construction (except operative builders)				
	All establishments	130	343	2 566	13 766
	Establishments with 1 to 4 employees	111	X	X	X
	Establishments with 5 to 9 employees	14	X	X	X
	Establishments with 10 to 19 employees	4	X	X	X
	Establishments with 20 to 49 employees	1	X	X	X
	Establishments with 50 to 99 employees	—	X	X	X
	Establishments with 100 to 249 employees	—	X	X	X
	Establishments with 250 to 499 employees	—	X	X	X
	Establishments with 500 to 999 employees	—	X	X	X
	Establishments with 1,000 employees or more	—	X	X	X
236118	Residential remodelers				
	All establishments	108	345	2 644	11 475
	Establishments with 1 to 4 employees	86	X	X	X
	Establishments with 5 to 9 employees	15	X	X	X
	Establishments with 10 to 19 employees	5	X	X	X
	Establishments with 20 to 49 employees	2	X	X	X
	Establishments with 50 to 99 employees	—	X	X	X
	Establishments with 100 to 249 employees	—	X	X	X
	Establishments with 250 to 499 employees	—	X	X	X
	Establishments with 500 to 999 employees	—	X	X	X
	Establishments with 1,000 employees or more	—	X	X	X
2362	Nonresidential building construction				
	All establishments	95	958	10 226	50 496
	Establishments with 1 to 4 employees	45	X	X	X
	Establishments with 5 to 9 employees	20	X	X	X
	Establishments with 10 to 19 employees	16	X	X	X
	Establishments with 20 to 49 employees	12	X	X	X
	Establishments with 50 to 99 employees	2	X	X	X
	Establishments with 100 to 249 employees	—	X	X	X
	Establishments with 250 to 499 employees	—	X	X	X
	Establishments with 500 to 999 employees	—	X	X	X
	Establishments with 1,000 employees or more	—	X	X	X
23622	Commercial and institutional building construction				
	All establishments	91	915	9 719	48 366
	Establishments with 1 to 4 employees	44	X	X	X
	Establishments with 5 to 9 employees	19	X	X	X
	Establishments with 10 to 19 employees	14	X	X	X
	Establishments with 20 to 49 employees	12	X	X	X
	Establishments with 50 to 99 employees	2	X	X	X
	Establishments with 100 to 249 employees	—	X	X	X
	Establishments with 250 to 499 employees	—	X	X	X
	Establishments with 500 to 999 employees	—	X	X	X
	Establishments with 1,000 employees or more	—	X	X	X
236220	Commercial and institutional building construction				
	All establishments	91	915	9 719	48 366
	Establishments with 1 to 4 employees	44	X	X	X
	Establishments with 5 to 9 employees	19	X	X	X
	Establishments with 10 to 19 employees	14	X	X	X
	Establishments with 20 to 49 employees	12	X	X	X
	Establishments with 50 to 99 employees	2	X	X	X
	Establishments with 100 to 249 employees	—	X	X	X
	Establishments with 250 to 499 employees	—	X	X	X
	Establishments with 500 to 999 employees	—	X	X	X
	Establishments with 1,000 employees or more	—	X	X	X
237	Heavy and civil engineering construction				
	All establishments	46	544	5 879	33 525
	Establishments with 1 to 4 employees	21	X	X	X
	Establishments with 5 to 9 employees	8	X	X	X
	Establishments with 10 to 19 employees	8	X	X	X
	Establishments with 20 to 49 employees	7	X	X	X
	Establishments with 50 to 99 employees	2	X	X	X
	Establishments with 100 to 249 employees	—	X	X	X
	Establishments with 250 to 499 employees	—	X	X	X
	Establishments with 500 to 999 employees	—	X	X	X
	Establishments with 1,000 employees or more	—	X	X	X
2371	Utility system construction				
	All establishments	17	267	2 632	13 638
	Establishments with 1 to 4 employees	8	X	X	X
	Establishments with 5 to 9 employees	1	X	X	X
	Establishments with 10 to 19 employees	4	X	X	X
	Establishments with 20 to 49 employees	2	X	X	X
	Establishments with 50 to 99 employees	2	X	X	X
	Establishments with 100 to 249 employees	—	X	X	X
	Establishments with 250 to 499 employees	—	X	X	X
	Establishments with 500 to 999 employees	—	X	X	X
	Establishments with 1,000 employees or more	—	X	X	X

See footnotes at end of table.

Table 5. Establishments, Employees, and Payroll by Industry and Employment Size of Establishments by County: 2004—Con.

[Excludes most government employees, railroad employees, and self-employed persons. Size class 1 to 4 employees includes establishments having payroll, but no employees, during mid-March pay period. For meaning of abbreviations and symbols, see introductory text. For explanation of terms, see Appendix A. For statement on reliability, see the note at the end of the table and Appendix C]

NAICS code	Geography, kind of business, and employment size class	Establishments (number)	Paid employees for pay period including March 12 (number)	First-quarter payroll (\$1,000)	Annual payroll (\$1,000)
23	PASSAIC—Con.				
	Construction—Con.				
237	Heavy and civil engineering construction—Con.				
2371	Utility system construction—Con.				
23711	Water and sewer line and related structures construction				
	All establishments	11	160	1 834	10 190
	Establishments with 1 to 4 employees	6	X	X	X
	Establishments with 5 to 9 employees	—	X	X	X
	Establishments with 10 to 19 employees	2	X	X	X
	Establishments with 20 to 49 employees	2	X	X	X
	Establishments with 50 to 99 employees	1	X	X	X
	Establishments with 100 to 249 employees	—	X	X	X
	Establishments with 250 to 499 employees	—	X	X	X
	Establishments with 500 to 999 employees	—	X	X	X
	Establishments with 1,000 employees or more	—	X	X	X
237110	Water and sewer line and related structures construction				
	All establishments	11	160	1 834	10 190
	Establishments with 1 to 4 employees	6	X	X	X
	Establishments with 5 to 9 employees	—	X	X	X
	Establishments with 10 to 19 employees	2	X	X	X
	Establishments with 20 to 49 employees	2	X	X	X
	Establishments with 50 to 99 employees	1	X	X	X
	Establishments with 100 to 249 employees	—	X	X	X
	Establishments with 250 to 499 employees	—	X	X	X
	Establishments with 500 to 999 employees	—	X	X	X
	Establishments with 1,000 employees or more	—	X	X	X
23713	Power and communication line and related structures construction				
	All establishments	6	107	798	3 448
	Establishments with 1 to 4 employees	2	X	X	X
	Establishments with 5 to 9 employees	1	X	X	X
	Establishments with 10 to 19 employees	2	X	X	X
	Establishments with 20 to 49 employees	—	X	X	X
	Establishments with 50 to 99 employees	1	X	X	X
	Establishments with 100 to 249 employees	—	X	X	X
	Establishments with 250 to 499 employees	—	X	X	X
	Establishments with 500 to 999 employees	—	X	X	X
	Establishments with 1,000 employees or more	—	X	X	X
237130	Power and communication line and related structures construction				
	All establishments	6	107	798	3 448
	Establishments with 1 to 4 employees	2	X	X	X
	Establishments with 5 to 9 employees	1	X	X	X
	Establishments with 10 to 19 employees	2	X	X	X
	Establishments with 20 to 49 employees	—	X	X	X
	Establishments with 50 to 99 employees	1	X	X	X
	Establishments with 100 to 249 employees	—	X	X	X
	Establishments with 250 to 499 employees	—	X	X	X
	Establishments with 500 to 999 employees	—	X	X	X
	Establishments with 1,000 employees or more	—	X	X	X
2373	Highway, street, and bridge construction				
	All establishments	13	162	1 570	9 912
	Establishments with 1 to 4 employees	3	X	X	X
	Establishments with 5 to 9 employees	5	X	X	X
	Establishments with 10 to 19 employees	2	X	X	X
	Establishments with 20 to 49 employees	3	X	X	X
	Establishments with 50 to 99 employees	—	X	X	X
	Establishments with 100 to 249 employees	—	X	X	X
	Establishments with 250 to 499 employees	—	X	X	X
	Establishments with 500 to 999 employees	—	X	X	X
	Establishments with 1,000 employees or more	—	X	X	X
23731	Highway, street, and bridge construction				
	All establishments	13	162	1 570	9 912
	Establishments with 1 to 4 employees	3	X	X	X
	Establishments with 5 to 9 employees	5	X	X	X
	Establishments with 10 to 19 employees	2	X	X	X
	Establishments with 20 to 49 employees	3	X	X	X
	Establishments with 50 to 99 employees	—	X	X	X
	Establishments with 100 to 249 employees	—	X	X	X
	Establishments with 250 to 499 employees	—	X	X	X
	Establishments with 500 to 999 employees	—	X	X	X
	Establishments with 1,000 employees or more	—	X	X	X
237310	Highway, street, and bridge construction				
	All establishments	13	162	1 570	9 912
	Establishments with 1 to 4 employees	3	X	X	X
	Establishments with 5 to 9 employees	5	X	X	X
	Establishments with 10 to 19 employees	2	X	X	X
	Establishments with 20 to 49 employees	3	X	X	X
	Establishments with 50 to 99 employees	—	X	X	X
	Establishments with 100 to 249 employees	—	X	X	X
	Establishments with 250 to 499 employees	—	X	X	X
	Establishments with 500 to 999 employees	—	X	X	X
	Establishments with 1,000 employees or more	—	X	X	X

See footnotes at end of table.

Table 5. Establishments, Employees, and Payroll by Industry and Employment Size of Establishments by County: 2004—Con.

[Excludes most government employees, railroad employees, and self-employed persons. Size class 1 to 4 employees includes establishments having payroll, but no employees, during mid-March pay period. For meaning of abbreviations and symbols, see introductory text. For explanation of terms, see Appendix A. For statement on reliability, see the note at the end of the table and Appendix C]

NAICS code	Geography, kind of business, and employment size class	Establishments (number)	Paid employees for pay period including March 12 (number)	First-quarter payroll (\$1,000)	Annual payroll (\$1,000)
23	PASSAIC—Con.				
	Construction—Con.				
238	Specialty trade contractors				
	All establishments	971	7 350	75 511	361 130
	Establishments with 1 to 4 employees	683	X	X	X
	Establishments with 5 to 9 employees	137	X	X	X
	Establishments with 10 to 19 employees	88	X	X	X
	Establishments with 20 to 49 employees	45	X	X	X
	Establishments with 50 to 99 employees	9	X	X	X
	Establishments with 100 to 249 employees	6	X	X	X
	Establishments with 250 to 499 employees	2	X	X	X
	Establishments with 500 to 999 employees	1	X	X	X
	Establishments with 1,000 employees or more	—	X	X	X
2381	Foundation, structure, and building exterior contractors				
	All establishments	196	1 477	10 319	58 041
	Establishments with 1 to 4 employees	133	X	X	X
	Establishments with 5 to 9 employees	32	X	X	X
	Establishments with 10 to 19 employees	19	X	X	X
	Establishments with 20 to 49 employees	7	X	X	X
	Establishments with 50 to 99 employees	3	X	X	X
	Establishments with 100 to 249 employees	1	X	X	X
	Establishments with 250 to 499 employees	1	X	X	X
	Establishments with 500 to 999 employees	—	X	X	X
	Establishments with 1,000 employees or more	—	X	X	X
23813	Framing contractors				
	All establishments	29	103	863	4 351
	Establishments with 1 to 4 employees	22	X	X	X
	Establishments with 5 to 9 employees	4	X	X	X
	Establishments with 10 to 19 employees	2	X	X	X
	Establishments with 20 to 49 employees	1	X	X	X
	Establishments with 50 to 99 employees	—	X	X	X
	Establishments with 100 to 249 employees	—	X	X	X
	Establishments with 250 to 499 employees	—	X	X	X
	Establishments with 500 to 999 employees	—	X	X	X
	Establishments with 1,000 employees or more	—	X	X	X
238130	Framing contractors				
	All establishments	29	103	863	4 351
	Establishments with 1 to 4 employees	22	X	X	X
	Establishments with 5 to 9 employees	4	X	X	X
	Establishments with 10 to 19 employees	2	X	X	X
	Establishments with 20 to 49 employees	1	X	X	X
	Establishments with 50 to 99 employees	—	X	X	X
	Establishments with 100 to 249 employees	—	X	X	X
	Establishments with 250 to 499 employees	—	X	X	X
	Establishments with 500 to 999 employees	—	X	X	X
	Establishments with 1,000 employees or more	—	X	X	X
23814	Masonry contractors				
	All establishments	56	536	4 006	22 036
	Establishments with 1 to 4 employees	39	X	X	X
	Establishments with 5 to 9 employees	11	X	X	X
	Establishments with 10 to 19 employees	4	X	X	X
	Establishments with 20 to 49 employees	—	X	X	X
	Establishments with 50 to 99 employees	1	X	X	X
	Establishments with 100 to 249 employees	—	X	X	X
	Establishments with 250 to 499 employees	1	X	X	X
	Establishments with 500 to 999 employees	—	X	X	X
	Establishments with 1,000 employees or more	—	X	X	X
238140	Masonry contractors				
	All establishments	56	536	4 006	22 036
	Establishments with 1 to 4 employees	39	X	X	X
	Establishments with 5 to 9 employees	11	X	X	X
	Establishments with 10 to 19 employees	4	X	X	X
	Establishments with 20 to 49 employees	—	X	X	X
	Establishments with 50 to 99 employees	1	X	X	X
	Establishments with 100 to 249 employees	—	X	X	X
	Establishments with 250 to 499 employees	1	X	X	X
	Establishments with 500 to 999 employees	—	X	X	X
	Establishments with 1,000 employees or more	—	X	X	X
23816	Roofing contractors				
	All establishments	38	314	2 265	14 229
	Establishments with 1 to 4 employees	22	X	X	X
	Establishments with 5 to 9 employees	7	X	X	X
	Establishments with 10 to 19 employees	5	X	X	X
	Establishments with 20 to 49 employees	3	X	X	X
	Establishments with 50 to 99 employees	1	X	X	X
	Establishments with 100 to 249 employees	—	X	X	X
	Establishments with 250 to 499 employees	—	X	X	X
	Establishments with 500 to 999 employees	—	X	X	X
	Establishments with 1,000 employees or more	—	X	X	X

See footnotes at end of table.

Table 5. Establishments, Employees, and Payroll by Industry and Employment Size of Establishments by County: 2004—Con.

[Excludes most government employees, railroad employees, and self-employed persons. Size class 1 to 4 employees includes establishments having payroll, but no employees, during mid-March pay period. For meaning of abbreviations and symbols, see introductory text. For explanation of terms, see Appendix A. For statement on reliability, see the note at the end of the table and Appendix C]

NAICS code	Geography, kind of business, and employment size class	Establishments (number)	Paid employees for pay period including March 12 (number)	First-quarter payroll (\$1,000)	Annual payroll (\$1,000)
23	PASSAIC—Con.				
	Construction—Con.				
238	Specialty trade contractors—Con.				
2381	Foundation, structure, and building exterior contractors—Con.				
23816	Roofing contractors—Con.				
238160	Roofing contractors				
	All establishments	38	314	2 265	14 229
	Establishments with 1 to 4 employees	22	X	X	X
	Establishments with 5 to 9 employees	7	X	X	X
	Establishments with 10 to 19 employees	5	X	X	X
	Establishments with 20 to 49 employees	3	X	X	X
	Establishments with 50 to 99 employees	1	X	X	X
	Establishments with 100 to 249 employees	—	X	X	X
	Establishments with 250 to 499 employees	—	X	X	X
	Establishments with 500 to 999 employees	—	X	X	X
	Establishments with 1,000 employees or more	—	X	X	X
23817	Siding contractors				
	All establishments	32	274	1 082	6 626
	Establishments with 1 to 4 employees	24	X	X	X
	Establishments with 5 to 9 employees	4	X	X	X
	Establishments with 10 to 19 employees	2	X	X	X
	Establishments with 20 to 49 employees	1	X	X	X
	Establishments with 50 to 99 employees	—	X	X	X
	Establishments with 100 to 249 employees	1	X	X	X
	Establishments with 250 to 499 employees	—	X	X	X
	Establishments with 500 to 999 employees	—	X	X	X
	Establishments with 1,000 employees or more	—	X	X	X
238170	Siding contractors				
	All establishments	32	274	1 082	6 626
	Establishments with 1 to 4 employees	24	X	X	X
	Establishments with 5 to 9 employees	4	X	X	X
	Establishments with 10 to 19 employees	2	X	X	X
	Establishments with 20 to 49 employees	1	X	X	X
	Establishments with 50 to 99 employees	—	X	X	X
	Establishments with 100 to 249 employees	1	X	X	X
	Establishments with 250 to 499 employees	—	X	X	X
	Establishments with 500 to 999 employees	—	X	X	X
	Establishments with 1,000 employees or more	—	X	X	X
2382	Building equipment contractors				
	All establishments	427	3 325	43 714	194 729
	Establishments with 1 to 4 employees	287	X	X	X
	Establishments with 5 to 9 employees	60	X	X	X
	Establishments with 10 to 19 employees	47	X	X	X
	Establishments with 20 to 49 employees	26	X	X	X
	Establishments with 50 to 99 employees	3	X	X	X
	Establishments with 100 to 249 employees	3	X	X	X
	Establishments with 250 to 499 employees	1	X	X	X
	Establishments with 500 to 999 employees	—	X	X	X
	Establishments with 1,000 employees or more	—	X	X	X
23821	Electrical Contractors				
	All establishments	181	1 569	21 138	94 446
	Establishments with 1 to 4 employees	129	X	X	X
	Establishments with 5 to 9 employees	16	X	X	X
	Establishments with 10 to 19 employees	19	X	X	X
	Establishments with 20 to 49 employees	13	X	X	X
	Establishments with 50 to 99 employees	2	X	X	X
	Establishments with 100 to 249 employees	1	X	X	X
	Establishments with 250 to 499 employees	1	X	X	X
	Establishments with 500 to 999 employees	—	X	X	X
	Establishments with 1,000 employees or more	—	X	X	X
238210	Electrical Contractors				
	All establishments	181	1 569	21 138	94 446
	Establishments with 1 to 4 employees	129	X	X	X
	Establishments with 5 to 9 employees	16	X	X	X
	Establishments with 10 to 19 employees	19	X	X	X
	Establishments with 20 to 49 employees	13	X	X	X
	Establishments with 50 to 99 employees	2	X	X	X
	Establishments with 100 to 249 employees	1	X	X	X
	Establishments with 250 to 499 employees	1	X	X	X
	Establishments with 500 to 999 employees	—	X	X	X
	Establishments with 1,000 employees or more	—	X	X	X
23822	Plumbing, heating, and air-conditioning contractors				
	All establishments	224	1 553	19 984	87 131
	Establishments with 1 to 4 employees	149	X	X	X
	Establishments with 5 to 9 employees	38	X	X	X
	Establishments with 10 to 19 employees	24	X	X	X
	Establishments with 20 to 49 employees	10	X	X	X
	Establishments with 50 to 99 employees	1	X	X	X
	Establishments with 100 to 249 employees	2	X	X	X
	Establishments with 250 to 499 employees	—	X	X	X
	Establishments with 500 to 999 employees	—	X	X	X
	Establishments with 1,000 employees or more	—	X	X	X

See footnotes at end of table.

Table 5. Establishments, Employees, and Payroll by Industry and Employment Size of Establishments by County: 2004—Con.

[Excludes most government employees, railroad employees, and self-employed persons. Size class 1 to 4 employees includes establishments having payroll, but no employees, during mid-March pay period. For meaning of abbreviations and symbols, see introductory text. For explanation of terms, see Appendix A. For statement on reliability, see the note at the end of the table and Appendix C]

NAICS code	Geography, kind of business, and employment size class	Establishments (number)	Paid employees for pay period including March 12 (number)	First-quarter payroll (\$1,000)	Annual payroll (\$1,000)
23	PASSAIC—Con.				
	Construction—Con.				
238	Specialty trade contractors—Con.				
2382	Building equipment contractors—Con.				
23822	Plumbing, heating, and air-conditioning contractors—Con.				
238220	Plumbing, heating, and air-conditioning contractors				
	All establishments	224	1 553	19 984	87 131
	Establishments with 1 to 4 employees	149	X	X	X
	Establishments with 5 to 9 employees	38	X	X	X
	Establishments with 10 to 19 employees	24	X	X	X
	Establishments with 20 to 49 employees	10	X	X	X
	Establishments with 50 to 99 employees	1	X	X	X
	Establishments with 100 to 249 employees	2	X	X	X
	Establishments with 250 to 499 employees	—	X	X	X
	Establishments with 500 to 999 employees	—	X	X	X
	Establishments with 1,000 employees or more	—	X	X	X
23829	Other building equipment contractors				
	All establishments	22	203	2 592	13 152
	Establishments with 1 to 4 employees	9	X	X	X
	Establishments with 5 to 9 employees	6	X	X	X
	Establishments with 10 to 19 employees	4	X	X	X
	Establishments with 20 to 49 employees	3	X	X	X
	Establishments with 50 to 99 employees	—	X	X	X
	Establishments with 100 to 249 employees	—	X	X	X
	Establishments with 250 to 499 employees	—	X	X	X
	Establishments with 500 to 999 employees	—	X	X	X
	Establishments with 1,000 employees or more	—	X	X	X
238290	Other building equipment contractors				
	All establishments	22	203	2 592	13 152
	Establishments with 1 to 4 employees	9	X	X	X
	Establishments with 5 to 9 employees	6	X	X	X
	Establishments with 10 to 19 employees	4	X	X	X
	Establishments with 20 to 49 employees	3	X	X	X
	Establishments with 50 to 99 employees	—	X	X	X
	Establishments with 100 to 249 employees	—	X	X	X
	Establishments with 250 to 499 employees	—	X	X	X
	Establishments with 500 to 999 employees	—	X	X	X
	Establishments with 1,000 employees or more	—	X	X	X
2383	Building finishing contractors				
	All establishments	229	1 913	15 604	74 397
	Establishments with 1 to 4 employees	173	X	X	X
	Establishments with 5 to 9 employees	28	X	X	X
	Establishments with 10 to 19 employees	13	X	X	X
	Establishments with 20 to 49 employees	10	X	X	X
	Establishments with 50 to 99 employees	3	X	X	X
	Establishments with 100 to 249 employees	1	X	X	X
	Establishments with 250 to 499 employees	—	X	X	X
	Establishments with 500 to 999 employees	1	X	X	X
	Establishments with 1,000 employees or more	—	X	X	X
23831	Drywall and insulation contractors				
	All establishments	40	1 142	9 114	43 762
	Establishments with 1 to 4 employees	27	X	X	X
	Establishments with 5 to 9 employees	2	X	X	X
	Establishments with 10 to 19 employees	5	X	X	X
	Establishments with 20 to 49 employees	2	X	X	X
	Establishments with 50 to 99 employees	2	X	X	X
	Establishments with 100 to 249 employees	1	X	X	X
	Establishments with 250 to 499 employees	—	X	X	X
	Establishments with 500 to 999 employees	1	X	X	X
	Establishments with 1,000 employees or more	—	X	X	X
238310	Drywall and insulation contractors				
	All establishments	40	1 142	9 114	43 762
	Establishments with 1 to 4 employees	27	X	X	X
	Establishments with 5 to 9 employees	2	X	X	X
	Establishments with 10 to 19 employees	5	X	X	X
	Establishments with 20 to 49 employees	2	X	X	X
	Establishments with 50 to 99 employees	2	X	X	X
	Establishments with 100 to 249 employees	1	X	X	X
	Establishments with 250 to 499 employees	—	X	X	X
	Establishments with 500 to 999 employees	1	X	X	X
	Establishments with 1,000 employees or more	—	X	X	X
23832	Painting and wall covering contractors				
	All establishments	48	147	1 322	6 833
	Establishments with 1 to 4 employees	39	X	X	X
	Establishments with 5 to 9 employees	7	X	X	X
	Establishments with 10 to 19 employees	1	X	X	X
	Establishments with 20 to 49 employees	1	X	X	X
	Establishments with 50 to 99 employees	—	X	X	X
	Establishments with 100 to 249 employees	—	X	X	X
	Establishments with 250 to 499 employees	—	X	X	X
	Establishments with 500 to 999 employees	—	X	X	X
	Establishments with 1,000 employees or more	—	X	X	X

See footnotes at end of table.

Table 5. Establishments, Employees, and Payroll by Industry and Employment Size of Establishments by County: 2004—Con.

[Excludes most government employees, railroad employees, and self-employed persons. Size class 1 to 4 employees includes establishments having payroll, but no employees, during mid-March pay period. For meaning of abbreviations and symbols, see introductory text. For explanation of terms, see Appendix A. For statement on reliability, see the note at the end of the table and Appendix C]

NAICS code	Geography, kind of business, and employment size class	Establishments (number)	Paid employees for pay period including March 12 (number)	First-quarter payroll (\$1,000)	Annual payroll (\$1,000)
23	PASSAIC—Con.				
	Construction—Con.				
238	Specialty trade contractors—Con.				
2383	Building finishing contractors—Con.				
23832	Painting and wall covering contractors—Con.				
238320	Painting and wall covering contractors				
	All establishments	48	147	1 322	6 833
	Establishments with 1 to 4 employees	39	X	X	X
	Establishments with 5 to 9 employees	7	X	X	X
	Establishments with 10 to 19 employees	1	X	X	X
	Establishments with 20 to 49 employees	1	X	X	X
	Establishments with 50 to 99 employees	—	X	X	X
	Establishments with 100 to 249 employees	—	X	X	X
	Establishments with 250 to 499 employees	—	X	X	X
	Establishments with 500 to 999 employees	—	X	X	X
	Establishments with 1,000 employees or more	—	X	X	X
23833	Flooring contractors				
	All establishments	30	230	2 383	11 605
	Establishments with 1 to 4 employees	18	X	X	X
	Establishments with 5 to 9 employees	8	X	X	X
	Establishments with 10 to 19 employees	1	X	X	X
	Establishments with 20 to 49 employees	2	X	X	X
	Establishments with 50 to 99 employees	1	X	X	X
	Establishments with 100 to 249 employees	—	X	X	X
	Establishments with 250 to 499 employees	—	X	X	X
	Establishments with 500 to 999 employees	—	X	X	X
	Establishments with 1,000 employees or more	—	X	X	X
238330	Flooring contractors				
	All establishments	30	230	2 383	11 605
	Establishments with 1 to 4 employees	18	X	X	X
	Establishments with 5 to 9 employees	8	X	X	X
	Establishments with 10 to 19 employees	1	X	X	X
	Establishments with 20 to 49 employees	2	X	X	X
	Establishments with 50 to 99 employees	1	X	X	X
	Establishments with 100 to 249 employees	—	X	X	X
	Establishments with 250 to 499 employees	—	X	X	X
	Establishments with 500 to 999 employees	—	X	X	X
	Establishments with 1,000 employees or more	—	X	X	X
23835	Finish carpentry contractors				
	All establishments	77	273	1 917	8 017
	Establishments with 1 to 4 employees	63	X	X	X
	Establishments with 5 to 9 employees	6	X	X	X
	Establishments with 10 to 19 employees	4	X	X	X
	Establishments with 20 to 49 employees	4	X	X	X
	Establishments with 50 to 99 employees	—	X	X	X
	Establishments with 100 to 249 employees	—	X	X	X
	Establishments with 250 to 499 employees	—	X	X	X
	Establishments with 500 to 999 employees	—	X	X	X
	Establishments with 1,000 employees or more	—	X	X	X
238350	Finish carpentry contractors				
	All establishments	77	273	1 917	8 017
	Establishments with 1 to 4 employees	63	X	X	X
	Establishments with 5 to 9 employees	6	X	X	X
	Establishments with 10 to 19 employees	4	X	X	X
	Establishments with 20 to 49 employees	4	X	X	X
	Establishments with 50 to 99 employees	—	X	X	X
	Establishments with 100 to 249 employees	—	X	X	X
	Establishments with 250 to 499 employees	—	X	X	X
	Establishments with 500 to 999 employees	—	X	X	X
	Establishments with 1,000 employees or more	—	X	X	X
2389	Other specialty trade contractors				
	All establishments	119	635	5 874	33 963
	Establishments with 1 to 4 employees	90	X	X	X
	Establishments with 5 to 9 employees	17	X	X	X
	Establishments with 10 to 19 employees	9	X	X	X
	Establishments with 20 to 49 employees	2	X	X	X
	Establishments with 50 to 99 employees	—	X	X	X
	Establishments with 100 to 249 employees	1	X	X	X
	Establishments with 250 to 499 employees	—	X	X	X
	Establishments with 500 to 999 employees	—	X	X	X
	Establishments with 1,000 employees or more	—	X	X	X
23891	Site preparation contractors				
	All establishments	52	428	4 332	24 224
	Establishments with 1 to 4 employees	40	X	X	X
	Establishments with 5 to 9 employees	4	X	X	X
	Establishments with 10 to 19 employees	7	X	X	X
	Establishments with 20 to 49 employees	—	X	X	X
	Establishments with 50 to 99 employees	—	X	X	X
	Establishments with 100 to 249 employees	1	X	X	X
	Establishments with 250 to 499 employees	—	X	X	X
	Establishments with 500 to 999 employees	—	X	X	X
	Establishments with 1,000 employees or more	—	X	X	X

See footnotes at end of table.

Table 5. Establishments, Employees, and Payroll by Industry and Employment Size of Establishments by County: 2004—Con.

[Excludes most government employees, railroad employees, and self-employed persons. Size class 1 to 4 employees includes establishments having payroll, but no employees, during mid-March pay period. For meaning of abbreviations and symbols, see introductory text. For explanation of terms, see Appendix A. For statement on reliability, see the note at the end of the table and Appendix C]

NAICS code	Geography, kind of business, and employment size class	Establishments (number)	Paid employees for pay period including March 12 (number)	First-quarter payroll (\$1,000)	Annual payroll (\$1,000)
23	PASSAIC—Con.				
	Construction—Con.				
238	Specialty trade contractors—Con.				
2389	Other specialty trade contractors—Con.				
23891	Site preparation contractors—Con.				
238910	Site preparation contractors				
	All establishments	52	428	4 332	24 224
	Establishments with 1 to 4 employees	40	X	X	X
	Establishments with 5 to 9 employees	4	X	X	X
	Establishments with 10 to 19 employees	7	X	X	X
	Establishments with 20 to 49 employees	—	X	X	X
	Establishments with 50 to 99 employees	—	X	X	X
	Establishments with 100 to 249 employees	1	X	X	X
	Establishments with 250 to 499 employees	—	X	X	X
	Establishments with 500 to 999 employees	—	X	X	X
	Establishments with 1,000 employees or more	—	X	X	X
23899	All other specialty trade contractors				
	All establishments	67	207	1 542	9 739
	Establishments with 1 to 4 employees	50	X	X	X
	Establishments with 5 to 9 employees	13	X	X	X
	Establishments with 10 to 19 employees	2	X	X	X
	Establishments with 20 to 49 employees	2	X	X	X
	Establishments with 50 to 99 employees	—	X	X	X
	Establishments with 100 to 249 employees	—	X	X	X
	Establishments with 250 to 499 employees	—	X	X	X
	Establishments with 500 to 999 employees	—	X	X	X
	Establishments with 1,000 employees or more	—	X	X	X
238990	All other specialty trade contractors				
	All establishments	67	207	1 542	9 739
	Establishments with 1 to 4 employees	50	X	X	X
	Establishments with 5 to 9 employees	13	X	X	X
	Establishments with 10 to 19 employees	2	X	X	X
	Establishments with 20 to 49 employees	2	X	X	X
	Establishments with 50 to 99 employees	—	X	X	X
	Establishments with 100 to 249 employees	—	X	X	X
	Establishments with 250 to 499 employees	—	X	X	X
	Establishments with 500 to 999 employees	—	X	X	X
	Establishments with 1,000 employees or more	—	X	X	X
31-33	Manufacturing				
	All establishments	920	24 738	256 395	1 085 601
	Establishments with 1 to 4 employees	312	X	X	X
	Establishments with 5 to 9 employees	153	X	X	X
	Establishments with 10 to 19 employees	169	X	X	X
	Establishments with 20 to 49 employees	181	X	X	X
	Establishments with 50 to 99 employees	55	X	X	X
	Establishments with 100 to 249 employees	36	X	X	X
	Establishments with 250 to 499 employees	11	X	X	X
	Establishments with 500 to 999 employees	2	X	X	X
	Establishments with 1,000 employees or more	1	X	X	X
311	Food manufacturing				
	All establishments	71	2 417	22 213	99 678
	Establishments with 1 to 4 employees	26	X	X	X
	Establishments with 5 to 9 employees	11	X	X	X
	Establishments with 10 to 19 employees	14	X	X	X
	Establishments with 20 to 49 employees	11	X	X	X
	Establishments with 50 to 99 employees	3	X	X	X
	Establishments with 100 to 249 employees	3	X	X	X
	Establishments with 250 to 499 employees	3	X	X	X
	Establishments with 500 to 999 employees	—	X	X	X
	Establishments with 1,000 employees or more	—	X	X	X
3116	Animal slaughtering and processing				
	All establishments	7	676	5 454	27 054
	Establishments with 1 to 4 employees	1	X	X	X
	Establishments with 5 to 9 employees	1	X	X	X
	Establishments with 10 to 19 employees	3	X	X	X
	Establishments with 20 to 49 employees	—	X	X	X
	Establishments with 50 to 99 employees	—	X	X	X
	Establishments with 100 to 249 employees	1	X	X	X
	Establishments with 250 to 499 employees	1	X	X	X
	Establishments with 500 to 999 employees	—	X	X	X
	Establishments with 1,000 employees or more	—	X	X	X
31161	Animal slaughtering and processing				
	All establishments	7	676	5 454	27 054
	Establishments with 1 to 4 employees	1	X	X	X
	Establishments with 5 to 9 employees	1	X	X	X
	Establishments with 10 to 19 employees	3	X	X	X
	Establishments with 20 to 49 employees	—	X	X	X
	Establishments with 50 to 99 employees	—	X	X	X
	Establishments with 100 to 249 employees	1	X	X	X
	Establishments with 250 to 499 employees	1	X	X	X
	Establishments with 500 to 999 employees	—	X	X	X
	Establishments with 1,000 employees or more	—	X	X	X

See footnotes at end of table.

Table 5. Establishments, Employees, and Payroll by Industry and Employment Size of Establishments by County: 2004—Con.

[Excludes most government employees, railroad employees, and self-employed persons. Size class 1 to 4 employees includes establishments having payroll, but no employees, during mid-March pay period. For meaning of abbreviations and symbols, see introductory text. For explanation of terms, see Appendix A. For statement on reliability, see the note at the end of the table and Appendix C]

NAICS code	Geography, kind of business, and employment size class	Establishments (number)	Paid employees for pay period including March 12 (number)	First-quarter payroll (\$1,000)	Annual payroll (\$1,000)
31-33	PASSAIC—Con.				
	Manufacturing—Con.				
311	Food manufacturing—Con.				
3116	Animal slaughtering and processing—Con.				
31161	Animal slaughtering and processing—Con.				
311612	Meat processed from carcasses				
	All establishments	4	644	5 281	26 331
	Establishments with 1 to 4 employees	—	X	X	X
	Establishments with 5 to 9 employees	1	X	X	X
	Establishments with 10 to 19 employees	1	X	X	X
	Establishments with 20 to 49 employees	—	X	X	X
	Establishments with 50 to 99 employees	—	X	X	X
	Establishments with 100 to 249 employees	1	X	X	X
	Establishments with 250 to 499 employees	1	X	X	X
	Establishments with 500 to 999 employees	—	X	X	X
	Establishments with 1,000 employees or more	—	X	X	X
3118	Bakeries and tortilla manufacturing				
	All establishments	48	1 230	10 464	42 775
	Establishments with 1 to 4 employees	23	X	X	X
	Establishments with 5 to 9 employees	6	X	X	X
	Establishments with 10 to 19 employees	6	X	X	X
	Establishments with 20 to 49 employees	9	X	X	X
	Establishments with 50 to 99 employees	2	X	X	X
	Establishments with 100 to 249 employees	—	X	X	X
	Establishments with 250 to 499 employees	2	X	X	X
	Establishments with 500 to 999 employees	—	X	X	X
	Establishments with 1,000 employees or more	—	X	X	X
31181	Bread and bakery product manufacturing				
	All establishments	44	f	D	D
	Establishments with 1 to 4 employees	23	X	X	X
	Establishments with 5 to 9 employees	5	X	X	X
	Establishments with 10 to 19 employees	6	X	X	X
	Establishments with 20 to 49 employees	7	X	X	X
	Establishments with 50 to 99 employees	2	X	X	X
	Establishments with 100 to 249 employees	—	X	X	X
	Establishments with 250 to 499 employees	1	X	X	X
	Establishments with 500 to 999 employees	—	X	X	X
	Establishments with 1,000 employees or more	—	X	X	X
311811	Retail bakeries				
	All establishments	30	191	749	3 071
	Establishments with 1 to 4 employees	18	X	X	X
	Establishments with 5 to 9 employees	5	X	X	X
	Establishments with 10 to 19 employees	4	X	X	X
	Establishments with 20 to 49 employees	3	X	X	X
	Establishments with 50 to 99 employees	—	X	X	X
	Establishments with 100 to 249 employees	—	X	X	X
	Establishments with 250 to 499 employees	—	X	X	X
	Establishments with 500 to 999 employees	—	X	X	X
	Establishments with 1,000 employees or more	—	X	X	X
311812	Commercial bakeries				
	All establishments	10	585	4 657	18 499
	Establishments with 1 to 4 employees	4	X	X	X
	Establishments with 5 to 9 employees	—	X	X	X
	Establishments with 10 to 19 employees	—	X	X	X
	Establishments with 20 to 49 employees	4	X	X	X
	Establishments with 50 to 99 employees	1	X	X	X
	Establishments with 100 to 249 employees	—	X	X	X
	Establishments with 250 to 499 employees	1	X	X	X
	Establishments with 500 to 999 employees	—	X	X	X
	Establishments with 1,000 employees or more	—	X	X	X
31182	Cookie, cracker, and pasta manufacturing				
	All establishments	3	e	D	D
	Establishments with 1 to 4 employees	—	X	X	X
	Establishments with 5 to 9 employees	1	X	X	X
	Establishments with 10 to 19 employees	—	X	X	X
	Establishments with 20 to 49 employees	1	X	X	X
	Establishments with 50 to 99 employees	—	X	X	X
	Establishments with 100 to 249 employees	—	X	X	X
	Establishments with 250 to 499 employees	1	X	X	X
	Establishments with 500 to 999 employees	—	X	X	X
	Establishments with 1,000 employees or more	—	X	X	X
311822	Flour mixes and dough manufacturing from purchased flour				
	All establishments	2	e	D	D
	Establishments with 1 to 4 employees	—	X	X	X
	Establishments with 5 to 9 employees	—	X	X	X
	Establishments with 10 to 19 employees	—	X	X	X
	Establishments with 20 to 49 employees	1	X	X	X
	Establishments with 50 to 99 employees	—	X	X	X
	Establishments with 100 to 249 employees	—	X	X	X
	Establishments with 250 to 499 employees	1	X	X	X
	Establishments with 500 to 999 employees	—	X	X	X

See footnotes at end of table.

Table 5. Establishments, Employees, and Payroll by Industry and Employment Size of Establishments by County: 2004—Con.

[Excludes most government employees, railroad employees, and self-employed persons. Size class 1 to 4 employees includes establishments having payroll, but no employees, during mid-March pay period. For meaning of abbreviations and symbols, see introductory text. For explanation of terms, see Appendix A. For statement on reliability, see the note at the end of the table and Appendix C]

NAICS code	Geography, kind of business, and employment size class	Establishments (number)	Paid employees for pay period including March 12 (number)	First-quarter payroll (\$1,000)	Annual payroll (\$1,000)
	PASSAIC—Con.				
31-33	Manufacturing—Con.				
311	Food manufacturing—Con.				
3118	Bakeries and tortilla manufacturing—Con.				
31182	Cookie, cracker, and pasta manufacturing—Con.				
311822	Flour mixes and dough manufacturing from purchased flour—Con.				
	All establishments—Con.				
	Establishments with 1,000 employees or more	—	X	X	X
3119	Other food manufacturing				
	All establishments	10	415	5 568	26 663
	Establishments with 1 to 4 employees	1	X	X	X
	Establishments with 5 to 9 employees	2	X	X	X
	Establishments with 10 to 19 employees	3	X	X	X
	Establishments with 20 to 49 employees	2	X	X	X
	Establishments with 50 to 99 employees	—	X	X	X
	Establishments with 100 to 249 employees	2	X	X	X
	Establishments with 250 to 499 employees	—	X	X	X
	Establishments with 500 to 999 employees	—	X	X	X
	Establishments with 1,000 employees or more	—	X	X	X
31194	Seasoning and dressing manufacturing				
	All establishments	2	c	D	D
	Establishments with 1 to 4 employees	—	X	X	X
	Establishments with 5 to 9 employees	1	X	X	X
	Establishments with 10 to 19 employees	—	X	X	X
	Establishments with 20 to 49 employees	—	X	X	X
	Establishments with 50 to 99 employees	—	X	X	X
	Establishments with 100 to 249 employees	1	X	X	X
	Establishments with 250 to 499 employees	—	X	X	X
	Establishments with 500 to 999 employees	—	X	X	X
	Establishments with 1,000 employees or more	—	X	X	X
311941	Mayonnaise, dressing, and other prepared sauce manufacturing				
	All establishments	2	c	D	D
	Establishments with 1 to 4 employees	—	X	X	X
	Establishments with 5 to 9 employees	1	X	X	X
	Establishments with 10 to 19 employees	—	X	X	X
	Establishments with 20 to 49 employees	—	X	X	X
	Establishments with 50 to 99 employees	—	X	X	X
	Establishments with 100 to 249 employees	1	X	X	X
	Establishments with 250 to 499 employees	—	X	X	X
	Establishments with 500 to 999 employees	—	X	X	X
	Establishments with 1,000 employees or more	—	X	X	X
31199	All other food manufacturing				
	All establishments	6	273	4 833	23 270
	Establishments with 1 to 4 employees	1	X	X	X
	Establishments with 5 to 9 employees	1	X	X	X
	Establishments with 10 to 19 employees	1	X	X	X
	Establishments with 20 to 49 employees	2	X	X	X
	Establishments with 50 to 99 employees	—	X	X	X
	Establishments with 100 to 249 employees	1	X	X	X
	Establishments with 250 to 499 employees	—	X	X	X
	Establishments with 500 to 999 employees	—	X	X	X
	Establishments with 1,000 employees or more	—	X	X	X
311999	All other miscellaneous food manufacturing				
	All establishments	4	c	D	D
	Establishments with 1 to 4 employees	—	X	X	X
	Establishments with 5 to 9 employees	1	X	X	X
	Establishments with 10 to 19 employees	1	X	X	X
	Establishments with 20 to 49 employees	1	X	X	X
	Establishments with 50 to 99 employees	—	X	X	X
	Establishments with 100 to 249 employees	1	X	X	X
	Establishments with 250 to 499 employees	—	X	X	X
	Establishments with 500 to 999 employees	—	X	X	X
	Establishments with 1,000 employees or more	—	X	X	X
313	Textile mills				
	All establishments	42	1 099	8 370	36 679
	Establishments with 1 to 4 employees	12	X	X	X
	Establishments with 5 to 9 employees	11	X	X	X
	Establishments with 10 to 19 employees	5	X	X	X
	Establishments with 20 to 49 employees	8	X	X	X
	Establishments with 50 to 99 employees	4	X	X	X
	Establishments with 100 to 249 employees	1	X	X	X
	Establishments with 250 to 499 employees	1	X	X	X
	Establishments with 500 to 999 employees	—	X	X	X
	Establishments with 1,000 employees or more	—	X	X	X

See footnotes at end of table.

Table 5. Establishments, Employees, and Payroll by Industry and Employment Size of Establishments by County: 2004—Con.

[Excludes most government employees, railroad employees, and self-employed persons. Size class 1 to 4 employees includes establishments having payroll, but no employees, during mid-March pay period. For meaning of abbreviations and symbols, see introductory text. For explanation of terms, see Appendix A. For statement on reliability, see the note at the end of the table and Appendix C]

NAICS code	Geography, kind of business, and employment size class	Establishments (number)	Paid employees for pay period including March 12 (number)	First-quarter payroll (\$1,000)	Annual payroll (\$1,000)
31-33	PASSAIC—Con.				
	Manufacturing—Con.				
313	Textile mills—Con.				
3132	Fabric mills				
	All establishments	17	221	1 646	5 761
	Establishments with 1 to 4 employees	2	X	X	X
	Establishments with 5 to 9 employees	7	X	X	X
	Establishments with 10 to 19 employees	5	X	X	X
	Establishments with 20 to 49 employees	3	X	X	X
	Establishments with 50 to 99 employees	—	X	X	X
	Establishments with 100 to 249 employees	—	X	X	X
	Establishments with 250 to 499 employees	—	X	X	X
	Establishments with 500 to 999 employees	—	X	X	X
	Establishments with 1,000 employees or more	—	X	X	X
31324	Knit fabric mills				
	All establishments	7	113	735	2 273
	Establishments with 1 to 4 employees	1	X	X	X
	Establishments with 5 to 9 employees	2	X	X	X
	Establishments with 10 to 19 employees	2	X	X	X
	Establishments with 20 to 49 employees	2	X	X	X
	Establishments with 50 to 99 employees	—	X	X	X
	Establishments with 100 to 249 employees	—	X	X	X
	Establishments with 250 to 499 employees	—	X	X	X
	Establishments with 500 to 999 employees	—	X	X	X
	Establishments with 1,000 employees or more	—	X	X	X
3133	Textile and fabric finishing and fabric coating mills				
	All establishments	25	878	6 724	30 918
	Establishments with 1 to 4 employees	10	X	X	X
	Establishments with 5 to 9 employees	4	X	X	X
	Establishments with 10 to 19 employees	—	X	X	X
	Establishments with 20 to 49 employees	5	X	X	X
	Establishments with 50 to 99 employees	4	X	X	X
	Establishments with 100 to 249 employees	1	X	X	X
	Establishments with 250 to 499 employees	1	X	X	X
	Establishments with 500 to 999 employees	—	X	X	X
	Establishments with 1,000 employees or more	—	X	X	X
31331	Textile and fabric finishing mills				
	All establishments	22	f	D	D
	Establishments with 1 to 4 employees	9	X	X	X
	Establishments with 5 to 9 employees	3	X	X	X
	Establishments with 10 to 19 employees	—	X	X	X
	Establishments with 20 to 49 employees	5	X	X	X
	Establishments with 50 to 99 employees	4	X	X	X
	Establishments with 100 to 249 employees	1	X	X	X
	Establishments with 250 to 499 employees	—	X	X	X
	Establishments with 500 to 999 employees	—	X	X	X
	Establishments with 1,000 employees or more	—	X	X	X
313311	Broadwoven fabric finishing mills				
	All establishments	11	e	D	D
	Establishments with 1 to 4 employees	4	X	X	X
	Establishments with 5 to 9 employees	2	X	X	X
	Establishments with 10 to 19 employees	—	X	X	X
	Establishments with 20 to 49 employees	2	X	X	X
	Establishments with 50 to 99 employees	2	X	X	X
	Establishments with 100 to 249 employees	1	X	X	X
	Establishments with 250 to 499 employees	—	X	X	X
	Establishments with 500 to 999 employees	—	X	X	X
	Establishments with 1,000 employees or more	—	X	X	X
313312	Textile and fabric finishing (except broadwoven fabric) mills				
	All establishments	11	247	2 004	10 108
	Establishments with 1 to 4 employees	5	X	X	X
	Establishments with 5 to 9 employees	1	X	X	X
	Establishments with 10 to 19 employees	—	X	X	X
	Establishments with 20 to 49 employees	3	X	X	X
	Establishments with 50 to 99 employees	2	X	X	X
	Establishments with 100 to 249 employees	—	X	X	X
	Establishments with 250 to 499 employees	—	X	X	X
	Establishments with 500 to 999 employees	—	X	X	X
	Establishments with 1,000 employees or more	—	X	X	X
31332	Fabric coating mills				
	All establishments	3	e	D	D
	Establishments with 1 to 4 employees	1	X	X	X
	Establishments with 5 to 9 employees	1	X	X	X
	Establishments with 10 to 19 employees	—	X	X	X
	Establishments with 20 to 49 employees	—	X	X	X
	Establishments with 50 to 99 employees	—	X	X	X
	Establishments with 100 to 249 employees	—	X	X	X
	Establishments with 250 to 499 employees	1	X	X	X
	Establishments with 500 to 999 employees	—	X	X	X
	Establishments with 1,000 employees or more	—	X	X	X

See footnotes at end of table.

Table 5. Establishments, Employees, and Payroll by Industry and Employment Size of Establishments by County: 2004—Con.

[Excludes most government employees, railroad employees, and self-employed persons. Size class 1 to 4 employees includes establishments having payroll, but no employees, during mid-March pay period. For meaning of abbreviations and symbols, see introductory text. For explanation of terms, see Appendix A. For statement on reliability, see the note at the end of the table and Appendix C]

NAICS code	Geography, kind of business, and employment size class	Establishments (number)	Paid employees for pay period including March 12 (number)	First-quarter payroll (\$1,000)	Annual payroll (\$1,000)
PASSAIC—Con.					
31-33	Manufacturing—Con.				
313	Textile mills—Con.				
3133	Textile and fabric finishing and fabric coating mills—Con.				
31332	Fabric coating mills—Con.				
313320	Fabric coating mills				
	All establishments	3	e	D	D
	Establishments with 1 to 4 employees	1	X	X	X
	Establishments with 5 to 9 employees	1	X	X	X
	Establishments with 10 to 19 employees	—	X	X	X
	Establishments with 20 to 49 employees	—	X	X	X
	Establishments with 50 to 99 employees	—	X	X	X
	Establishments with 100 to 249 employees	—	X	X	X
	Establishments with 250 to 499 employees	1	X	X	X
	Establishments with 500 to 999 employees	—	X	X	X
	Establishments with 1,000 employees or more	—	X	X	X
314	Textile product mills				
	All establishments	21	446	3 007	14 086
	Establishments with 1 to 4 employees	6	X	X	X
	Establishments with 5 to 9 employees	4	X	X	X
	Establishments with 10 to 19 employees	4	X	X	X
	Establishments with 20 to 49 employees	4	X	X	X
	Establishments with 50 to 99 employees	2	X	X	X
	Establishments with 100 to 249 employees	1	X	X	X
	Establishments with 250 to 499 employees	—	X	X	X
	Establishments with 500 to 999 employees	—	X	X	X
	Establishments with 1,000 employees or more	—	X	X	X
3141	Textile furnishings mills				
	All establishments	9	338	2 319	10 903
	Establishments with 1 to 4 employees	2	X	X	X
	Establishments with 5 to 9 employees	1	X	X	X
	Establishments with 10 to 19 employees	1	X	X	X
	Establishments with 20 to 49 employees	2	X	X	X
	Establishments with 50 to 99 employees	2	X	X	X
	Establishments with 100 to 249 employees	1	X	X	X
	Establishments with 250 to 499 employees	—	X	X	X
	Establishments with 500 to 999 employees	—	X	X	X
	Establishments with 1,000 employees or more	—	X	X	X
31412	Curtain and linen mills				
	All establishments	9	338	2 319	10 903
	Establishments with 1 to 4 employees	2	X	X	X
	Establishments with 5 to 9 employees	1	X	X	X
	Establishments with 10 to 19 employees	1	X	X	X
	Establishments with 20 to 49 employees	2	X	X	X
	Establishments with 50 to 99 employees	2	X	X	X
	Establishments with 100 to 249 employees	1	X	X	X
	Establishments with 250 to 499 employees	—	X	X	X
	Establishments with 500 to 999 employees	—	X	X	X
	Establishments with 1,000 employees or more	—	X	X	X
314129	Other household textile product mills				
	All establishments	6	e	D	D
	Establishments with 1 to 4 employees	—	X	X	X
	Establishments with 5 to 9 employees	1	X	X	X
	Establishments with 10 to 19 employees	1	X	X	X
	Establishments with 20 to 49 employees	1	X	X	X
	Establishments with 50 to 99 employees	2	X	X	X
	Establishments with 100 to 249 employees	1	X	X	X
	Establishments with 250 to 499 employees	—	X	X	X
	Establishments with 500 to 999 employees	—	X	X	X
	Establishments with 1,000 employees or more	—	X	X	X
3149	Other textile product mills				
	All establishments	12	108	688	3 183
	Establishments with 1 to 4 employees	4	X	X	X
	Establishments with 5 to 9 employees	3	X	X	X
	Establishments with 10 to 19 employees	3	X	X	X
	Establishments with 20 to 49 employees	2	X	X	X
	Establishments with 50 to 99 employees	—	X	X	X
	Establishments with 100 to 249 employees	—	X	X	X
	Establishments with 250 to 499 employees	—	X	X	X
	Establishments with 500 to 999 employees	—	X	X	X
	Establishments with 1,000 employees or more	—	X	X	X
315	Apparel manufacturing				
	All establishments	34	537	3 165	14 637
	Establishments with 1 to 4 employees	15	X	X	X
	Establishments with 5 to 9 employees	4	X	X	X
	Establishments with 10 to 19 employees	6	X	X	X
	Establishments with 20 to 49 employees	6	X	X	X
	Establishments with 50 to 99 employees	3	X	X	X
	Establishments with 100 to 249 employees	—	X	X	X
	Establishments with 250 to 499 employees	—	X	X	X
	Establishments with 500 to 999 employees	—	X	X	X
	Establishments with 1,000 employees or more	—	X	X	X

See footnotes at end of table.

Table 5. Establishments, Employees, and Payroll by Industry and Employment Size of Establishments by County: 2004—Con.

[Excludes most government employees, railroad employees, and self-employed persons. Size class 1 to 4 employees includes establishments having payroll, but no employees, during mid-March pay period. For meaning of abbreviations and symbols, see introductory text. For explanation of terms, see Appendix A. For statement on reliability, see the note at the end of the table and Appendix C]

NAICS code	Geography, kind of business, and employment size class	Establishments (number)	Paid employees for pay period including March 12 (number)	First-quarter payroll (\$1,000)	Annual payroll (\$1,000)
	PASSAIC—Con.				
31-33	Manufacturing—Con.				
315	Apparel manufacturing—Con.				
3152	Cut and sew apparel manufacturing				
	All establishments	27	449	2 376	11 083
	Establishments with 1 to 4 employees	12	X	X	X
	Establishments with 5 to 9 employees	2	X	X	X
	Establishments with 10 to 19 employees	6	X	X	X
	Establishments with 20 to 49 employees	4	X	X	X
	Establishments with 50 to 99 employees	3	X	X	X
	Establishments with 100 to 249 employees	—	X	X	X
	Establishments with 250 to 499 employees	—	X	X	X
	Establishments with 500 to 999 employees	—	X	X	X
	Establishments with 1,000 employees or more	—	X	X	X
31521	Cut and sew apparel contractors				
	All establishments	14	207	916	3 665
	Establishments with 1 to 4 employees	8	X	X	X
	Establishments with 5 to 9 employees	1	X	X	X
	Establishments with 10 to 19 employees	2	X	X	X
	Establishments with 20 to 49 employees	1	X	X	X
	Establishments with 50 to 99 employees	2	X	X	X
	Establishments with 100 to 249 employees	—	X	X	X
	Establishments with 250 to 499 employees	—	X	X	X
	Establishments with 500 to 999 employees	—	X	X	X
	Establishments with 1,000 employees or more	—	X	X	X
315212	Women's, girls', and infants' cut and sew apparel contractors				
	All establishments	13	c	D	D
	Establishments with 1 to 4 employees	8	X	X	X
	Establishments with 5 to 9 employees	1	X	X	X
	Establishments with 10 to 19 employees	1	X	X	X
	Establishments with 20 to 49 employees	1	X	X	X
	Establishments with 50 to 99 employees	2	X	X	X
	Establishments with 100 to 249 employees	—	X	X	X
	Establishments with 250 to 499 employees	—	X	X	X
	Establishments with 500 to 999 employees	—	X	X	X
	Establishments with 1,000 employees or more	—	X	X	X
31523	Women's and girls' cut and sew apparel manufacturing				
	All establishments	10	220	1 270	6 718
	Establishments with 1 to 4 employees	2	X	X	X
	Establishments with 5 to 9 employees	1	X	X	X
	Establishments with 10 to 19 employees	3	X	X	X
	Establishments with 20 to 49 employees	3	X	X	X
	Establishments with 50 to 99 employees	1	X	X	X
	Establishments with 100 to 249 employees	—	X	X	X
	Establishments with 250 to 499 employees	—	X	X	X
	Establishments with 500 to 999 employees	—	X	X	X
	Establishments with 1,000 employees or more	—	X	X	X
315239	Women's and girls' cut and sew other outerwear manufacturing				
	All establishments	6	142	974	4 719
	Establishments with 1 to 4 employees	1	X	X	X
	Establishments with 5 to 9 employees	1	X	X	X
	Establishments with 10 to 19 employees	1	X	X	X
	Establishments with 20 to 49 employees	2	X	X	X
	Establishments with 50 to 99 employees	1	X	X	X
	Establishments with 100 to 249 employees	—	X	X	X
	Establishments with 250 to 499 employees	—	X	X	X
	Establishments with 500 to 999 employees	—	X	X	X
	Establishments with 1,000 employees or more	—	X	X	X
321	Wood product manufacturing				
	All establishments	17	214	1 042	5 002
	Establishments with 1 to 4 employees	7	X	X	X
	Establishments with 5 to 9 employees	4	X	X	X
	Establishments with 10 to 19 employees	3	X	X	X
	Establishments with 20 to 49 employees	2	X	X	X
	Establishments with 50 to 99 employees	1	X	X	X
	Establishments with 100 to 249 employees	—	X	X	X
	Establishments with 250 to 499 employees	—	X	X	X
	Establishments with 500 to 999 employees	—	X	X	X
	Establishments with 1,000 employees or more	—	X	X	X
3219	Other wood product manufacturing				
	All establishments	17	214	1 042	5 002
	Establishments with 1 to 4 employees	7	X	X	X
	Establishments with 5 to 9 employees	4	X	X	X
	Establishments with 10 to 19 employees	3	X	X	X
	Establishments with 20 to 49 employees	2	X	X	X
	Establishments with 50 to 99 employees	1	X	X	X
	Establishments with 100 to 249 employees	—	X	X	X
	Establishments with 250 to 499 employees	—	X	X	X
	Establishments with 500 to 999 employees	—	X	X	X
	Establishments with 1,000 employees or more	—	X	X	X

See footnotes at end of table.

Table 5. Establishments, Employees, and Payroll by Industry and Employment Size of Establishments by County: 2004—Con.

[Excludes most government employees, railroad employees, and self-employed persons. Size class 1 to 4 employees includes establishments having payroll, but no employees, during mid-March pay period. For meaning of abbreviations and symbols, see introductory text. For explanation of terms, see Appendix A. For statement on reliability, see the note at the end of the table and Appendix C]

NAICS code	Geography, kind of business, and employment size class	Establishments (number)	Paid employees for pay period including March 12 (number)	First-quarter payroll (\$1,000)	Annual payroll (\$1,000)
PASSAIC—Con.					
31-33	Manufacturing—Con.				
321	Wood product manufacturing—Con.				
3219	Other wood product manufacturing—Con.				
32191	Millwork				
	All establishments	8	111	476	1 980
	Establishments with 1 to 4 employees	4	X	X	X
	Establishments with 5 to 9 employees	3	X	X	X
	Establishments with 10 to 19 employees	—	X	X	X
	Establishments with 20 to 49 employees	—	X	X	X
	Establishments with 50 to 99 employees	1	X	X	X
	Establishments with 100 to 249 employees	—	X	X	X
	Establishments with 250 to 499 employees	—	X	X	X
	Establishments with 500 to 999 employees	—	X	X	X
	Establishments with 1,000 employees or more	—	X	X	X
322	Paper manufacturing				
	All establishments	28	1 502	14 735	61 351
	Establishments with 1 to 4 employees	5	X	X	X
	Establishments with 5 to 9 employees	3	X	X	X
	Establishments with 10 to 19 employees	6	X	X	X
	Establishments with 20 to 49 employees	7	X	X	X
	Establishments with 50 to 99 employees	1	X	X	X
	Establishments with 100 to 249 employees	5	X	X	X
	Establishments with 250 to 499 employees	1	X	X	X
	Establishments with 500 to 999 employees	—	X	X	X
	Establishments with 1,000 employees or more	—	X	X	X
3221	Pulp, paper, and paperboard mills				
	All establishments	3	c	D	D
	Establishments with 1 to 4 employees	1	X	X	X
	Establishments with 5 to 9 employees	—	X	X	X
	Establishments with 10 to 19 employees	—	X	X	X
	Establishments with 20 to 49 employees	1	X	X	X
	Establishments with 50 to 99 employees	—	X	X	X
	Establishments with 100 to 249 employees	1	X	X	X
	Establishments with 250 to 499 employees	—	X	X	X
	Establishments with 500 to 999 employees	—	X	X	X
	Establishments with 1,000 employees or more	—	X	X	X
32213	Paperboard mills				
	All establishments	2	c	D	D
	Establishments with 1 to 4 employees	—	X	X	X
	Establishments with 5 to 9 employees	—	X	X	X
	Establishments with 10 to 19 employees	—	X	X	X
	Establishments with 20 to 49 employees	1	X	X	X
	Establishments with 50 to 99 employees	—	X	X	X
	Establishments with 100 to 249 employees	1	X	X	X
	Establishments with 250 to 499 employees	—	X	X	X
	Establishments with 500 to 999 employees	—	X	X	X
	Establishments with 1,000 employees or more	—	X	X	X
322130	Paperboard mills				
	All establishments	2	c	D	D
	Establishments with 1 to 4 employees	—	X	X	X
	Establishments with 5 to 9 employees	—	X	X	X
	Establishments with 10 to 19 employees	—	X	X	X
	Establishments with 20 to 49 employees	1	X	X	X
	Establishments with 50 to 99 employees	—	X	X	X
	Establishments with 100 to 249 employees	1	X	X	X
	Establishments with 250 to 499 employees	—	X	X	X
	Establishments with 500 to 999 employees	—	X	X	X
	Establishments with 1,000 employees or more	—	X	X	X
3222	Converted paper product manufacturing				
	All establishments	25	g	D	D
	Establishments with 1 to 4 employees	4	X	X	X
	Establishments with 5 to 9 employees	3	X	X	X
	Establishments with 10 to 19 employees	6	X	X	X
	Establishments with 20 to 49 employees	6	X	X	X
	Establishments with 50 to 99 employees	1	X	X	X
	Establishments with 100 to 249 employees	4	X	X	X
	Establishments with 250 to 499 employees	1	X	X	X
	Establishments with 500 to 999 employees	—	X	X	X
	Establishments with 1,000 employees or more	—	X	X	X
32221	Paperboard container manufacturing				
	All establishments	9	464	3 996	17 263
	Establishments with 1 to 4 employees	1	X	X	X
	Establishments with 5 to 9 employees	1	X	X	X
	Establishments with 10 to 19 employees	2	X	X	X
	Establishments with 20 to 49 employees	3	X	X	X
	Establishments with 50 to 99 employees	—	X	X	X
	Establishments with 100 to 249 employees	2	X	X	X
	Establishments with 250 to 499 employees	—	X	X	X
	Establishments with 500 to 999 employees	—	X	X	X
	Establishments with 1,000 employees or more	—	X	X	X

See footnotes at end of table.

Table 5. Establishments, Employees, and Payroll by Industry and Employment Size of Establishments by County: 2004—Con.

[Excludes most government employees, railroad employees, and self-employed persons. Size class 1 to 4 employees includes establishments having payroll, but no employees, during mid-March pay period. For meaning of abbreviations and symbols, see introductory text. For explanation of terms, see Appendix A. For statement on reliability, see the note at the end of the table and Appendix C]

NAICS code	Geography, kind of business, and employment size class	Establishments (number)	Paid employees for pay period including March 12 (number)	First-quarter payroll (\$1,000)	Annual payroll (\$1,000)
31-33	PASSAIC—Con.				
	Manufacturing—Con.				
322	Paper manufacturing—Con.				
3222	Converted paper product manufacturing—Con.				
32221	Paperboard container manufacturing—Con.				
322212	Folding paperboard box manufacturing				
	All establishments	4	365	3 161	13 298
	Establishments with 1 to 4 employees	1	X	X	X
	Establishments with 5 to 9 employees	—	X	X	X
	Establishments with 10 to 19 employees	—	X	X	X
	Establishments with 20 to 49 employees	1	X	X	X
	Establishments with 50 to 99 employees	—	X	X	X
	Establishments with 100 to 249 employees	2	X	X	X
	Establishments with 250 to 499 employees	—	X	X	X
	Establishments with 500 to 999 employees	—	X	X	X
	Establishments with 1,000 employees or more	—	X	X	X
32222	Paper bag and coated and treated paper manufacturing				
	All establishments	11	642	7 526	31 650
	Establishments with 1 to 4 employees	3	X	X	X
	Establishments with 5 to 9 employees	1	X	X	X
	Establishments with 10 to 19 employees	2	X	X	X
	Establishments with 20 to 49 employees	3	X	X	X
	Establishments with 50 to 99 employees	—	X	X	X
	Establishments with 100 to 249 employees	1	X	X	X
	Establishments with 250 to 499 employees	1	X	X	X
	Establishments with 500 to 999 employees	—	X	X	X
	Establishments with 1,000 employees or more	—	X	X	X
322222	Coated and laminated paper manufacturing				
	All establishments	7	376	4 849	19 834
	Establishments with 1 to 4 employees	2	X	X	X
	Establishments with 5 to 9 employees	1	X	X	X
	Establishments with 10 to 19 employees	1	X	X	X
	Establishments with 20 to 49 employees	2	X	X	X
	Establishments with 50 to 99 employees	—	X	X	X
	Establishments with 100 to 249 employees	—	X	X	X
	Establishments with 250 to 499 employees	1	X	X	X
	Establishments with 500 to 999 employees	—	X	X	X
	Establishments with 1,000 employees or more	—	X	X	X
322224	Uncoated paper and multiwall bag manufacturing				
	All establishments	1	c	D	D
	Establishments with 1 to 4 employees	—	X	X	X
	Establishments with 5 to 9 employees	—	X	X	X
	Establishments with 10 to 19 employees	—	X	X	X
	Establishments with 20 to 49 employees	—	X	X	X
	Establishments with 50 to 99 employees	—	X	X	X
	Establishments with 100 to 249 employees	1	X	X	X
	Establishments with 250 to 499 employees	—	X	X	X
	Establishments with 500 to 999 employees	—	X	X	X
	Establishments with 1,000 employees or more	—	X	X	X
32223	Stationery product manufacturing				
	All establishments	3	148	1 247	5 108
	Establishments with 1 to 4 employees	—	X	X	X
	Establishments with 5 to 9 employees	1	X	X	X
	Establishments with 10 to 19 employees	1	X	X	X
	Establishments with 20 to 49 employees	—	X	X	X
	Establishments with 50 to 99 employees	—	X	X	X
	Establishments with 100 to 249 employees	1	X	X	X
	Establishments with 250 to 499 employees	—	X	X	X
	Establishments with 500 to 999 employees	—	X	X	X
	Establishments with 1,000 employees or more	—	X	X	X
322233	Stationery, tablet, and related product manufacturing				
	All establishments	1	c	D	D
	Establishments with 1 to 4 employees	—	X	X	X
	Establishments with 5 to 9 employees	—	X	X	X
	Establishments with 10 to 19 employees	—	X	X	X
	Establishments with 20 to 49 employees	—	X	X	X
	Establishments with 50 to 99 employees	—	X	X	X
	Establishments with 100 to 249 employees	1	X	X	X
	Establishments with 250 to 499 employees	—	X	X	X
	Establishments with 500 to 999 employees	—	X	X	X
	Establishments with 1,000 employees or more	—	X	X	X
323	Printing and related support activities				
	All establishments	83	2 257	23 277	87 500
	Establishments with 1 to 4 employees	33	X	X	X
	Establishments with 5 to 9 employees	13	X	X	X
	Establishments with 10 to 19 employees	12	X	X	X
	Establishments with 20 to 49 employees	14	X	X	X
	Establishments with 50 to 99 employees	6	X	X	X
	Establishments with 100 to 249 employees	4	X	X	X
	Establishments with 250 to 499 employees	1	X	X	X
	Establishments with 500 to 999 employees	—	X	X	X

See footnotes at end of table.

Table 5. Establishments, Employees, and Payroll by Industry and Employment Size of Establishments by County: 2004—Con.

[Excludes most government employees, railroad employees, and self-employed persons. Size class 1 to 4 employees includes establishments having payroll, but no employees, during mid-March pay period. For meaning of abbreviations and symbols, see introductory text. For explanation of terms, see Appendix A. For statement on reliability, see the note at the end of the table and Appendix C]

NAICS code	Geography, kind of business, and employment size class	Establishments (number)	Paid employees for pay period including March 12 (number)	First-quarter payroll (\$1,000)	Annual payroll (\$1,000)
31-33	PASSAIC—Con.				
	Manufacturing—Con.				
323	Printing and related support activities—Con.				
	All establishments—Con.				
	Establishments with 1,000 employees or more	—	X	X	X
3231	Printing and related support activities				
	All establishments	83	2 257	23 277	87 500
	Establishments with 1 to 4 employees	33	X	X	X
	Establishments with 5 to 9 employees	13	X	X	X
	Establishments with 10 to 19 employees	12	X	X	X
	Establishments with 20 to 49 employees	14	X	X	X
	Establishments with 50 to 99 employees	6	X	X	X
	Establishments with 100 to 249 employees	4	X	X	X
	Establishments with 250 to 499 employees	1	X	X	X
	Establishments with 500 to 999 employees	—	X	X	X
	Establishments with 1,000 employees or more	—	X	X	X
32311	Printing				
	All establishments	66	1 815	19 036	69 111
	Establishments with 1 to 4 employees	28	X	X	X
	Establishments with 5 to 9 employees	12	X	X	X
	Establishments with 10 to 19 employees	8	X	X	X
	Establishments with 20 to 49 employees	10	X	X	X
	Establishments with 50 to 99 employees	4	X	X	X
	Establishments with 100 to 249 employees	3	X	X	X
	Establishments with 250 to 499 employees	1	X	X	X
	Establishments with 500 to 999 employees	—	X	X	X
	Establishments with 1,000 employees or more	—	X	X	X
323110	Commercial lithographic printing				
	All establishments	34	709	12 348	41 449
	Establishments with 1 to 4 employees	12	X	X	X
	Establishments with 5 to 9 employees	8	X	X	X
	Establishments with 10 to 19 employees	4	X	X	X
	Establishments with 20 to 49 employees	7	X	X	X
	Establishments with 50 to 99 employees	2	X	X	X
	Establishments with 100 to 249 employees	1	X	X	X
	Establishments with 250 to 499 employees	—	X	X	X
	Establishments with 500 to 999 employees	—	X	X	X
	Establishments with 1,000 employees or more	—	X	X	X
323113	Commercial screen printing				
	All establishments	16	761	3 561	13 971
	Establishments with 1 to 4 employees	7	X	X	X
	Establishments with 5 to 9 employees	2	X	X	X
	Establishments with 10 to 19 employees	3	X	X	X
	Establishments with 20 to 49 employees	1	X	X	X
	Establishments with 50 to 99 employees	1	X	X	X
	Establishments with 100 to 249 employees	1	X	X	X
	Establishments with 250 to 499 employees	1	X	X	X
	Establishments with 500 to 999 employees	—	X	X	X
	Establishments with 1,000 employees or more	—	X	X	X
323118	Blankbook, looseleaf binders, and devices manufacturing				
	All establishments	1	c	D	D
	Establishments with 1 to 4 employees	—	X	X	X
	Establishments with 5 to 9 employees	—	X	X	X
	Establishments with 10 to 19 employees	—	X	X	X
	Establishments with 20 to 49 employees	—	X	X	X
	Establishments with 50 to 99 employees	—	X	X	X
	Establishments with 100 to 249 employees	1	X	X	X
	Establishments with 250 to 499 employees	—	X	X	X
	Establishments with 500 to 999 employees	—	X	X	X
	Establishments with 1,000 employees or more	—	X	X	X
32312	Support activities for printing				
	All establishments	17	442	4 241	18 389
	Establishments with 1 to 4 employees	5	X	X	X
	Establishments with 5 to 9 employees	1	X	X	X
	Establishments with 10 to 19 employees	4	X	X	X
	Establishments with 20 to 49 employees	4	X	X	X
	Establishments with 50 to 99 employees	2	X	X	X
	Establishments with 100 to 249 employees	1	X	X	X
	Establishments with 250 to 499 employees	—	X	X	X
	Establishments with 500 to 999 employees	—	X	X	X
	Establishments with 1,000 employees or more	—	X	X	X
323121	Tradebinding and related work				
	All establishments	7	272	2 131	9 766
	Establishments with 1 to 4 employees	1	X	X	X
	Establishments with 5 to 9 employees	1	X	X	X
	Establishments with 10 to 19 employees	1	X	X	X
	Establishments with 20 to 49 employees	2	X	X	X
	Establishments with 50 to 99 employees	1	X	X	X
	Establishments with 100 to 249 employees	1	X	X	X
	Establishments with 250 to 499 employees	—	X	X	X
	Establishments with 500 to 999 employees	—	X	X	X
	Establishments with 1,000 employees or more	—	X	X	X

See footnotes at end of table.

Table 5. Establishments, Employees, and Payroll by Industry and Employment Size of Establishments by County: 2004—Con.

[Excludes most government employees, railroad employees, and self-employed persons. Size class 1 to 4 employees includes establishments having payroll, but no employees, during mid-March pay period. For meaning of abbreviations and symbols, see introductory text. For explanation of terms, see Appendix A. For statement on reliability, see the note at the end of the table and Appendix C]

NAICS code	Geography, kind of business, and employment size class	Establishments (number)	Paid employees for pay period including March 12 (number)	First-quarter payroll (\$1,000)	Annual payroll (\$1,000)
31-33	PASSAIC—Con.				
	Manufacturing—Con.				
323	Printing and related support activities—Con.				
3231	Printing and related support activities—Con.				
32312	Support activities for printing—Con.				
323122	Prepress services				
	All establishments	10	170	2 110	8 623
	Establishments with 1 to 4 employees	4	X	X	X
	Establishments with 5 to 9 employees	—	X	X	X
	Establishments with 10 to 19 employees	3	X	X	X
	Establishments with 20 to 49 employees	2	X	X	X
	Establishments with 50 to 99 employees	1	X	X	X
	Establishments with 100 to 249 employees	—	X	X	X
	Establishments with 250 to 499 employees	—	X	X	X
	Establishments with 500 to 999 employees	—	X	X	X
	Establishments with 1,000 employees or more	—	X	X	X
325	Chemical manufacturing				
	All establishments	58	2 202	26 914	115 948
	Establishments with 1 to 4 employees	10	X	X	X
	Establishments with 5 to 9 employees	10	X	X	X
	Establishments with 10 to 19 employees	15	X	X	X
	Establishments with 20 to 49 employees	11	X	X	X
	Establishments with 50 to 99 employees	6	X	X	X
	Establishments with 100 to 249 employees	5	X	X	X
	Establishments with 250 to 499 employees	1	X	X	X
	Establishments with 500 to 999 employees	—	X	X	X
	Establishments with 1,000 employees or more	—	X	X	X
3251	Basic chemical manufacturing				
	All establishments	10	215	2 894	12 362
	Establishments with 1 to 4 employees	2	X	X	X
	Establishments with 5 to 9 employees	2	X	X	X
	Establishments with 10 to 19 employees	3	X	X	X
	Establishments with 20 to 49 employees	2	X	X	X
	Establishments with 50 to 99 employees	—	X	X	X
	Establishments with 100 to 249 employees	1	X	X	X
	Establishments with 250 to 499 employees	—	X	X	X
	Establishments with 500 to 999 employees	—	X	X	X
	Establishments with 1,000 employees or more	—	X	X	X
32519	Other basic organic chemical manufacturing				
	All establishments	4	138	1 901	8 010
	Establishments with 1 to 4 employees	—	X	X	X
	Establishments with 5 to 9 employees	2	X	X	X
	Establishments with 10 to 19 employees	1	X	X	X
	Establishments with 20 to 49 employees	—	X	X	X
	Establishments with 50 to 99 employees	—	X	X	X
	Establishments with 100 to 249 employees	1	X	X	X
	Establishments with 250 to 499 employees	—	X	X	X
	Establishments with 500 to 999 employees	—	X	X	X
	Establishments with 1,000 employees or more	—	X	X	X
325199	All other basic organic chemical manufacturing				
	All establishments	4	138	1 901	8 010
	Establishments with 1 to 4 employees	—	X	X	X
	Establishments with 5 to 9 employees	2	X	X	X
	Establishments with 10 to 19 employees	1	X	X	X
	Establishments with 20 to 49 employees	—	X	X	X
	Establishments with 50 to 99 employees	—	X	X	X
	Establishments with 100 to 249 employees	1	X	X	X
	Establishments with 250 to 499 employees	—	X	X	X
	Establishments with 500 to 999 employees	—	X	X	X
	Establishments with 1,000 employees or more	—	X	X	X
3254	Pharmaceutical and medicine manufacturing				
	All establishments	13	820	12 085	52 842
	Establishments with 1 to 4 employees	3	X	X	X
	Establishments with 5 to 9 employees	3	X	X	X
	Establishments with 10 to 19 employees	3	X	X	X
	Establishments with 20 to 49 employees	1	X	X	X
	Establishments with 50 to 99 employees	1	X	X	X
	Establishments with 100 to 249 employees	1	X	X	X
	Establishments with 250 to 499 employees	1	X	X	X
	Establishments with 500 to 999 employees	—	X	X	X
	Establishments with 1,000 employees or more	—	X	X	X
32541	Pharmaceutical and medicine manufacturing				
	All establishments	13	820	12 085	52 842
	Establishments with 1 to 4 employees	3	X	X	X
	Establishments with 5 to 9 employees	3	X	X	X
	Establishments with 10 to 19 employees	3	X	X	X
	Establishments with 20 to 49 employees	1	X	X	X
	Establishments with 50 to 99 employees	1	X	X	X
	Establishments with 100 to 249 employees	1	X	X	X
	Establishments with 250 to 499 employees	1	X	X	X
	Establishments with 500 to 999 employees	—	X	X	X
	Establishments with 1,000 employees or more	—	X	X	X

See footnotes at end of table.

Table 5. Establishments, Employees, and Payroll by Industry and Employment Size of Establishments by County: 2004—Con.

[Excludes most government employees, railroad employees, and self-employed persons. Size class 1 to 4 employees includes establishments having payroll, but no employees, during mid-March pay period. For meaning of abbreviations and symbols, see introductory text. For explanation of terms, see Appendix A. For statement on reliability, see the note at the end of the table and Appendix C]

NAICS code	Geography, kind of business, and employment size class	Establishments (number)	Paid employees for pay period including March 12 (number)	First-quarter payroll (\$1,000)	Annual payroll (\$1,000)
31-33	PASSAIC—Con.				
	Manufacturing—Con.				
325	Chemical manufacturing—Con.				
3254	Pharmaceutical and medicine manufacturing—Con.				
32541	Pharmaceutical and medicine manufacturing—Con.				
325412	Pharmaceutical preparation manufacturing				
	All establishments	9	800	11 926	52 093
	Establishments with 1 to 4 employees	1	X	X	X
	Establishments with 5 to 9 employees	2	X	X	X
	Establishments with 10 to 19 employees	2	X	X	X
	Establishments with 20 to 49 employees	1	X	X	X
	Establishments with 50 to 99 employees	1	X	X	X
	Establishments with 100 to 249 employees	1	X	X	X
	Establishments with 250 to 499 employees	1	X	X	X
	Establishments with 500 to 999 employees	—	X	X	X
	Establishments with 1,000 employees or more	—	X	X	X
3255	Paint, coating, and adhesive manufacturing				
	All establishments	13	394	4 079	18 999
	Establishments with 1 to 4 employees	1	X	X	X
	Establishments with 5 to 9 employees	2	X	X	X
	Establishments with 10 to 19 employees	5	X	X	X
	Establishments with 20 to 49 employees	3	X	X	X
	Establishments with 50 to 99 employees	1	X	X	X
	Establishments with 100 to 249 employees	1	X	X	X
	Establishments with 250 to 499 employees	—	X	X	X
	Establishments with 500 to 999 employees	—	X	X	X
	Establishments with 1,000 employees or more	—	X	X	X
32551	Paint and coating manufacturing				
	All establishments	4	137	1 228	5 882
	Establishments with 1 to 4 employees	1	X	X	X
	Establishments with 5 to 9 employees	—	X	X	X
	Establishments with 10 to 19 employees	—	X	X	X
	Establishments with 20 to 49 employees	2	X	X	X
	Establishments with 50 to 99 employees	1	X	X	X
	Establishments with 100 to 249 employees	—	X	X	X
	Establishments with 250 to 499 employees	—	X	X	X
	Establishments with 500 to 999 employees	—	X	X	X
	Establishments with 1,000 employees or more	—	X	X	X
325510	Paint and coating manufacturing				
	All establishments	4	137	1 228	5 882
	Establishments with 1 to 4 employees	1	X	X	X
	Establishments with 5 to 9 employees	—	X	X	X
	Establishments with 10 to 19 employees	—	X	X	X
	Establishments with 20 to 49 employees	2	X	X	X
	Establishments with 50 to 99 employees	1	X	X	X
	Establishments with 100 to 249 employees	—	X	X	X
	Establishments with 250 to 499 employees	—	X	X	X
	Establishments with 500 to 999 employees	—	X	X	X
	Establishments with 1,000 employees or more	—	X	X	X
32552	Adhesive manufacturing				
	All establishments	9	257	2 851	13 117
	Establishments with 1 to 4 employees	—	X	X	X
	Establishments with 5 to 9 employees	2	X	X	X
	Establishments with 10 to 19 employees	5	X	X	X
	Establishments with 20 to 49 employees	1	X	X	X
	Establishments with 50 to 99 employees	—	X	X	X
	Establishments with 100 to 249 employees	1	X	X	X
	Establishments with 250 to 499 employees	—	X	X	X
	Establishments with 500 to 999 employees	—	X	X	X
	Establishments with 1,000 employees or more	—	X	X	X
325520	Adhesive manufacturing				
	All establishments	9	257	2 851	13 117
	Establishments with 1 to 4 employees	—	X	X	X
	Establishments with 5 to 9 employees	2	X	X	X
	Establishments with 10 to 19 employees	5	X	X	X
	Establishments with 20 to 49 employees	1	X	X	X
	Establishments with 50 to 99 employees	—	X	X	X
	Establishments with 100 to 249 employees	1	X	X	X
	Establishments with 250 to 499 employees	—	X	X	X
	Establishments with 500 to 999 employees	—	X	X	X
	Establishments with 1,000 employees or more	—	X	X	X
3256	Soap, cleaning compound, and toilet preparation manufacturing				
	All establishments	15	652	6 486	26 032
	Establishments with 1 to 4 employees	2	X	X	X
	Establishments with 5 to 9 employees	1	X	X	X
	Establishments with 10 to 19 employees	3	X	X	X
	Establishments with 20 to 49 employees	4	X	X	X
	Establishments with 50 to 99 employees	3	X	X	X
	Establishments with 100 to 249 employees	2	X	X	X
	Establishments with 250 to 499 employees	—	X	X	X
	Establishments with 500 to 999 employees	—	X	X	X
	Establishments with 1,000 employees or more	—	X	X	X

See footnotes at end of table.

Table 5. Establishments, Employees, and Payroll by Industry and Employment Size of Establishments by County: 2004—Con.

[Excludes most government employees, railroad employees, and self-employed persons. Size class 1 to 4 employees includes establishments having payroll, but no employees, during mid-March pay period. For meaning of abbreviations and symbols, see introductory text. For explanation of terms, see Appendix A. For statement on reliability, see the note at the end of the table and Appendix C]

NAICS code	Geography, kind of business, and employment size class	Establishments (number)	Paid employees for pay period including March 12 (number)	First-quarter payroll (\$1,000)	Annual payroll (\$1,000)
PASSAIC—Con.					
31-33	Manufacturing—Con.				
325	Chemical manufacturing—Con.				
3256	Soap, cleaning compound, and toilet preparation manufacturing—Con.				
32561	Soap and cleaning compound manufacturing				
	All establishments	10	311	3 417	13 668
	Establishments with 1 to 4 employees	2	X	X	X
	Establishments with 5 to 9 employees	1	X	X	X
	Establishments with 10 to 19 employees	2	X	X	X
	Establishments with 20 to 49 employees	2	X	X	X
	Establishments with 50 to 99 employees	3	X	X	X
	Establishments with 100 to 249 employees	—	X	X	X
	Establishments with 250 to 499 employees	—	X	X	X
	Establishments with 500 to 999 employees	—	X	X	X
	Establishments with 1,000 employees or more	—	X	X	X
325611	Soap and other detergent manufacturing				
	All establishments	7	161	1 191	5 024
	Establishments with 1 to 4 employees	2	X	X	X
	Establishments with 5 to 9 employees	1	X	X	X
	Establishments with 10 to 19 employees	1	X	X	X
	Establishments with 20 to 49 employees	2	X	X	X
	Establishments with 50 to 99 employees	1	X	X	X
	Establishments with 100 to 249 employees	—	X	X	X
	Establishments with 250 to 499 employees	—	X	X	X
	Establishments with 500 to 999 employees	—	X	X	X
	Establishments with 1,000 employees or more	—	X	X	X
325613	Surface active agent manufacturing				
	All establishments	2	c	D	D
	Establishments with 1 to 4 employees	—	X	X	X
	Establishments with 5 to 9 employees	—	X	X	X
	Establishments with 10 to 19 employees	—	X	X	X
	Establishments with 20 to 49 employees	—	X	X	X
	Establishments with 50 to 99 employees	2	X	X	X
	Establishments with 100 to 249 employees	—	X	X	X
	Establishments with 250 to 499 employees	—	X	X	X
	Establishments with 500 to 999 employees	—	X	X	X
	Establishments with 1,000 employees or more	—	X	X	X
32562	Toilet preparation manufacturing				
	All establishments	5	341	3 069	12 364
	Establishments with 1 to 4 employees	—	X	X	X
	Establishments with 5 to 9 employees	—	X	X	X
	Establishments with 10 to 19 employees	1	X	X	X
	Establishments with 20 to 49 employees	2	X	X	X
	Establishments with 50 to 99 employees	—	X	X	X
	Establishments with 100 to 249 employees	2	X	X	X
	Establishments with 250 to 499 employees	—	X	X	X
	Establishments with 500 to 999 employees	—	X	X	X
	Establishments with 1,000 employees or more	—	X	X	X
325620	Toilet preparation manufacturing				
	All establishments	5	341	3 069	12 364
	Establishments with 1 to 4 employees	—	X	X	X
	Establishments with 5 to 9 employees	—	X	X	X
	Establishments with 10 to 19 employees	1	X	X	X
	Establishments with 20 to 49 employees	2	X	X	X
	Establishments with 50 to 99 employees	—	X	X	X
	Establishments with 100 to 249 employees	2	X	X	X
	Establishments with 250 to 499 employees	—	X	X	X
	Establishments with 500 to 999 employees	—	X	X	X
	Establishments with 1,000 employees or more	—	X	X	X
326	Plastics and rubber products manufacturing				
	All establishments	55	1 790	15 892	71 114
	Establishments with 1 to 4 employees	15	X	X	X
	Establishments with 5 to 9 employees	6	X	X	X
	Establishments with 10 to 19 employees	7	X	X	X
	Establishments with 20 to 49 employees	18	X	X	X
	Establishments with 50 to 99 employees	3	X	X	X
	Establishments with 100 to 249 employees	6	X	X	X
	Establishments with 250 to 499 employees	—	X	X	X
	Establishments with 500 to 999 employees	—	X	X	X
	Establishments with 1,000 employees or more	—	X	X	X
3261	Plastics product manufacturing				
	All establishments	49	1 680	15 080	67 298
	Establishments with 1 to 4 employees	14	X	X	X
	Establishments with 5 to 9 employees	5	X	X	X
	Establishments with 10 to 19 employees	6	X	X	X
	Establishments with 20 to 49 employees	15	X	X	X
	Establishments with 50 to 99 employees	3	X	X	X
	Establishments with 100 to 249 employees	6	X	X	X
	Establishments with 250 to 499 employees	—	X	X	X
	Establishments with 500 to 999 employees	—	X	X	X
	Establishments with 1,000 employees or more	—	X	X	X

See footnotes at end of table.

Table 5. Establishments, Employees, and Payroll by Industry and Employment Size of Establishments by County: 2004—Con.

[Excludes most government employees, railroad employees, and self-employed persons. Size class 1 to 4 employees includes establishments having payroll, but no employees, during mid-March pay period. For meaning of abbreviations and symbols, see introductory text. For explanation of terms, see Appendix A. For statement on reliability, see the note at the end of the table and Appendix C]

NAICS code	Geography, kind of business, and employment size class	Establishments (number)	Paid employees for pay period including March 12 (number)	First-quarter payroll (\$1,000)	Annual payroll (\$1,000)
31-33	PASSAIC—Con.				
	Manufacturing—Con.				
326	Plastics and rubber products manufacturing—Con.				
3261	Plastics product manufacturing—Con.				
32611	Plastics packaging materials and unlaminated film and sheet manufacturing				
	All establishments	18	495	4 605	20 405
	Establishments with 1 to 4 employees	6	X	X	X
	Establishments with 5 to 9 employees	2	X	X	X
	Establishments with 10 to 19 employees	2	X	X	X
	Establishments with 20 to 49 employees	5	X	X	X
	Establishments with 50 to 99 employees	2	X	X	X
	Establishments with 100 to 249 employees	1	X	X	X
	Establishments with 250 to 499 employees	—	X	X	X
	Establishments with 500 to 999 employees	—	X	X	X
	Establishments with 1,000 employees or more	—	X	X	X
326111	Plastics bag manufacturing				
	All establishments	5	116	832	3 680
	Establishments with 1 to 4 employees	2	X	X	X
	Establishments with 5 to 9 employees	1	X	X	X
	Establishments with 10 to 19 employees	—	X	X	X
	Establishments with 20 to 49 employees	1	X	X	X
	Establishments with 50 to 99 employees	1	X	X	X
	Establishments with 100 to 249 employees	—	X	X	X
	Establishments with 250 to 499 employees	—	X	X	X
	Establishments with 500 to 999 employees	—	X	X	X
	Establishments with 1,000 employees or more	—	X	X	X
326112	Plastics packaging film and sheet (including laminated) manufacturing				
	All establishments	5	107	1 130	4 755
	Establishments with 1 to 4 employees	1	X	X	X
	Establishments with 5 to 9 employees	1	X	X	X
	Establishments with 10 to 19 employees	1	X	X	X
	Establishments with 20 to 49 employees	2	X	X	X
	Establishments with 50 to 99 employees	—	X	X	X
	Establishments with 100 to 249 employees	—	X	X	X
	Establishments with 250 to 499 employees	—	X	X	X
	Establishments with 500 to 999 employees	—	X	X	X
	Establishments with 1,000 employees or more	—	X	X	X
326113	Unlaminated plastics film and sheet (except packaging) manufacturing				
	All establishments	8	272	2 643	11 970
	Establishments with 1 to 4 employees	3	X	X	X
	Establishments with 5 to 9 employees	—	X	X	X
	Establishments with 10 to 19 employees	1	X	X	X
	Establishments with 20 to 49 employees	2	X	X	X
	Establishments with 50 to 99 employees	1	X	X	X
	Establishments with 100 to 249 employees	1	X	X	X
	Establishments with 250 to 499 employees	—	X	X	X
	Establishments with 500 to 999 employees	—	X	X	X
	Establishments with 1,000 employees or more	—	X	X	X
32614	Polystyrene foam product manufacturing				
	All establishments	4	123	1 424	6 675
	Establishments with 1 to 4 employees	2	X	X	X
	Establishments with 5 to 9 employees	1	X	X	X
	Establishments with 10 to 19 employees	—	X	X	X
	Establishments with 20 to 49 employees	—	X	X	X
	Establishments with 50 to 99 employees	—	X	X	X
	Establishments with 100 to 249 employees	1	X	X	X
	Establishments with 250 to 499 employees	—	X	X	X
	Establishments with 500 to 999 employees	—	X	X	X
	Establishments with 1,000 employees or more	—	X	X	X
326140	Polystyrene foam product manufacturing				
	All establishments	4	123	1 424	6 675
	Establishments with 1 to 4 employees	2	X	X	X
	Establishments with 5 to 9 employees	1	X	X	X
	Establishments with 10 to 19 employees	—	X	X	X
	Establishments with 20 to 49 employees	—	X	X	X
	Establishments with 50 to 99 employees	—	X	X	X
	Establishments with 100 to 249 employees	1	X	X	X
	Establishments with 250 to 499 employees	—	X	X	X
	Establishments with 500 to 999 employees	—	X	X	X
	Establishments with 1,000 employees or more	—	X	X	X
32619	Other plastics product manufacturing				
	All establishments	21	973	8 283	36 902
	Establishments with 1 to 4 employees	4	X	X	X
	Establishments with 5 to 9 employees	1	X	X	X
	Establishments with 10 to 19 employees	3	X	X	X
	Establishments with 20 to 49 employees	8	X	X	X
	Establishments with 50 to 99 employees	1	X	X	X
	Establishments with 100 to 249 employees	4	X	X	X
	Establishments with 250 to 499 employees	—	X	X	X
	Establishments with 500 to 999 employees	—	X	X	X
	Establishments with 1,000 employees or more	—	X	X	X

See footnotes at end of table.

Table 5. Establishments, Employees, and Payroll by Industry and Employment Size of Establishments by County: 2004—Con.

[Excludes most government employees, railroad employees, and self-employed persons. Size class 1 to 4 employees includes establishments having payroll, but no employees, during mid-March pay period. For meaning of abbreviations and symbols, see introductory text. For explanation of terms, see Appendix A. For statement on reliability, see the note at the end of the table and Appendix C]

NAICS code	Geography, kind of business, and employment size class	Establishments (number)	Paid employees for pay period including March 12 (number)	First-quarter payroll (\$1,000)	Annual payroll (\$1,000)
31-33	PASSAIC—Con.				
	Manufacturing—Con.				
326	Plastics and rubber products manufacturing—Con.				
3261	Plastics product manufacturing—Con.				
32619	Other plastics product manufacturing—Con.				
326199	All other plastics product manufacturing				
	All establishments	20	f	D	D
	Establishments with 1 to 4 employees	4	X	X	X
	Establishments with 5 to 9 employees	1	X	X	X
	Establishments with 10 to 19 employees	3	X	X	X
	Establishments with 20 to 49 employees	7	X	X	X
	Establishments with 50 to 99 employees	1	X	X	X
	Establishments with 100 to 249 employees	4	X	X	X
	Establishments with 250 to 499 employees	—	X	X	X
	Establishments with 500 to 999 employees	—	X	X	X
	Establishments with 1,000 employees or more	—	X	X	X
3262	Rubber product manufacturing				
	All establishments	6	110	812	3 816
	Establishments with 1 to 4 employees	1	X	X	X
	Establishments with 5 to 9 employees	1	X	X	X
	Establishments with 10 to 19 employees	1	X	X	X
	Establishments with 20 to 49 employees	3	X	X	X
	Establishments with 50 to 99 employees	—	X	X	X
	Establishments with 100 to 249 employees	—	X	X	X
	Establishments with 250 to 499 employees	—	X	X	X
	Establishments with 500 to 999 employees	—	X	X	X
	Establishments with 1,000 employees or more	—	X	X	X
32629	Other rubber product manufacturing				
	All establishments	5	c	D	D
	Establishments with 1 to 4 employees	—	X	X	X
	Establishments with 5 to 9 employees	1	X	X	X
	Establishments with 10 to 19 employees	1	X	X	X
	Establishments with 20 to 49 employees	3	X	X	X
	Establishments with 50 to 99 employees	—	X	X	X
	Establishments with 100 to 249 employees	—	X	X	X
	Establishments with 250 to 499 employees	—	X	X	X
	Establishments with 500 to 999 employees	—	X	X	X
	Establishments with 1,000 employees or more	—	X	X	X
327	Nonmetallic mineral product manufacturing				
	All establishments	21	382	3 642	19 249
	Establishments with 1 to 4 employees	5	X	X	X
	Establishments with 5 to 9 employees	1	X	X	X
	Establishments with 10 to 19 employees	6	X	X	X
	Establishments with 20 to 49 employees	9	X	X	X
	Establishments with 50 to 99 employees	—	X	X	X
	Establishments with 100 to 249 employees	—	X	X	X
	Establishments with 250 to 499 employees	—	X	X	X
	Establishments with 500 to 999 employees	—	X	X	X
	Establishments with 1,000 employees or more	—	X	X	X
3272	Glass and glass product manufacturing				
	All establishments	7	137	1 222	6 127
	Establishments with 1 to 4 employees	2	X	X	X
	Establishments with 5 to 9 employees	—	X	X	X
	Establishments with 10 to 19 employees	1	X	X	X
	Establishments with 20 to 49 employees	4	X	X	X
	Establishments with 50 to 99 employees	—	X	X	X
	Establishments with 100 to 249 employees	—	X	X	X
	Establishments with 250 to 499 employees	—	X	X	X
	Establishments with 500 to 999 employees	—	X	X	X
	Establishments with 1,000 employees or more	—	X	X	X
32721	Glass and glass product manufacturing				
	All establishments	7	137	1 222	6 127
	Establishments with 1 to 4 employees	2	X	X	X
	Establishments with 5 to 9 employees	—	X	X	X
	Establishments with 10 to 19 employees	1	X	X	X
	Establishments with 20 to 49 employees	4	X	X	X
	Establishments with 50 to 99 employees	—	X	X	X
	Establishments with 100 to 249 employees	—	X	X	X
	Establishments with 250 to 499 employees	—	X	X	X
	Establishments with 500 to 999 employees	—	X	X	X
	Establishments with 1,000 employees or more	—	X	X	X
327215	Glass product manufacturing made of purchased glass				
	All establishments	7	137	1 222	6 127
	Establishments with 1 to 4 employees	2	X	X	X
	Establishments with 5 to 9 employees	—	X	X	X
	Establishments with 10 to 19 employees	1	X	X	X
	Establishments with 20 to 49 employees	4	X	X	X
	Establishments with 50 to 99 employees	—	X	X	X
	Establishments with 100 to 249 employees	—	X	X	X
	Establishments with 250 to 499 employees	—	X	X	X
	Establishments with 500 to 999 employees	—	X	X	X
	Establishments with 1,000 employees or more	—	X	X	X

See footnotes at end of table.

Table 5. Establishments, Employees, and Payroll by Industry and Employment Size of Establishments by County: 2004—Con.

[Excludes most government employees, railroad employees, and self-employed persons. Size class 1 to 4 employees includes establishments having payroll, but no employees, during mid-March pay period. For meaning of abbreviations and symbols, see introductory text. For explanation of terms, see Appendix A. For statement on reliability, see the note at the end of the table and Appendix C]

NAICS code	Geography, kind of business, and employment size class	Establishments (number)	Paid employees for pay period including March 12 (number)	First-quarter payroll (\$1,000)	Annual payroll (\$1,000)
	PASSAIC—Con.				
31-33	Manufacturing—Con.				
327	Nonmetallic mineral product manufacturing—Con.				
3273	Cement and concrete product manufacturing				
	All establishments	6	127	1 059	6 098
	Establishments with 1 to 4 employees	—	X	X	X
	Establishments with 5 to 9 employees	—	X	X	X
	Establishments with 10 to 19 employees	3	X	X	X
	Establishments with 20 to 49 employees	3	X	X	X
	Establishments with 50 to 99 employees	—	X	X	X
	Establishments with 100 to 249 employees	—	X	X	X
	Establishments with 250 to 499 employees	—	X	X	X
	Establishments with 500 to 999 employees	—	X	X	X
	Establishments with 1,000 employees or more	—	X	X	X
331	Primary metal manufacturing				
	All establishments	9	218	2 115	8 710
	Establishments with 1 to 4 employees	3	X	X	X
	Establishments with 5 to 9 employees	1	X	X	X
	Establishments with 10 to 19 employees	2	X	X	X
	Establishments with 20 to 49 employees	2	X	X	X
	Establishments with 50 to 99 employees	—	X	X	X
	Establishments with 100 to 249 employees	1	X	X	X
	Establishments with 250 to 499 employees	—	X	X	X
	Establishments with 500 to 999 employees	—	X	X	X
	Establishments with 1,000 employees or more	—	X	X	X
3312	Steel product manufacturing from purchased steel				
	All establishments	1	c	D	D
	Establishments with 1 to 4 employees	—	X	X	X
	Establishments with 5 to 9 employees	—	X	X	X
	Establishments with 10 to 19 employees	—	X	X	X
	Establishments with 20 to 49 employees	—	X	X	X
	Establishments with 50 to 99 employees	—	X	X	X
	Establishments with 100 to 249 employees	1	X	X	X
	Establishments with 250 to 499 employees	—	X	X	X
	Establishments with 500 to 999 employees	—	X	X	X
	Establishments with 1,000 employees or more	—	X	X	X
33121	Iron and steel pipe and tube manufacturing from purchased steel				
	All establishments	1	c	D	D
	Establishments with 1 to 4 employees	—	X	X	X
	Establishments with 5 to 9 employees	—	X	X	X
	Establishments with 10 to 19 employees	—	X	X	X
	Establishments with 20 to 49 employees	—	X	X	X
	Establishments with 50 to 99 employees	—	X	X	X
	Establishments with 100 to 249 employees	1	X	X	X
	Establishments with 250 to 499 employees	—	X	X	X
	Establishments with 500 to 999 employees	—	X	X	X
	Establishments with 1,000 employees or more	—	X	X	X
331210	Iron and steel pipe and tube manufacturing from purchased steel				
	All establishments	1	c	D	D
	Establishments with 1 to 4 employees	—	X	X	X
	Establishments with 5 to 9 employees	—	X	X	X
	Establishments with 10 to 19 employees	—	X	X	X
	Establishments with 20 to 49 employees	—	X	X	X
	Establishments with 50 to 99 employees	—	X	X	X
	Establishments with 100 to 249 employees	1	X	X	X
	Establishments with 250 to 499 employees	—	X	X	X
	Establishments with 500 to 999 employees	—	X	X	X
	Establishments with 1,000 employees or more	—	X	X	X
332	Fabricated metal product manufacturing				
	All establishments	171	2 807	24 409	110 875
	Establishments with 1 to 4 employees	57	X	X	X
	Establishments with 5 to 9 employees	33	X	X	X
	Establishments with 10 to 19 employees	35	X	X	X
	Establishments with 20 to 49 employees	33	X	X	X
	Establishments with 50 to 99 employees	10	X	X	X
	Establishments with 100 to 249 employees	3	X	X	X
	Establishments with 250 to 499 employees	—	X	X	X
	Establishments with 500 to 999 employees	—	X	X	X
	Establishments with 1,000 employees or more	—	X	X	X
3321	Forging and stamping				
	All establishments	7	157	1 569	6 114
	Establishments with 1 to 4 employees	1	X	X	X
	Establishments with 5 to 9 employees	2	X	X	X
	Establishments with 10 to 19 employees	2	X	X	X
	Establishments with 20 to 49 employees	1	X	X	X
	Establishments with 50 to 99 employees	1	X	X	X
	Establishments with 100 to 249 employees	—	X	X	X
	Establishments with 250 to 499 employees	—	X	X	X
	Establishments with 500 to 999 employees	—	X	X	X
	Establishments with 1,000 employees or more	—	X	X	X

See footnotes at end of table.

Table 5. Establishments, Employees, and Payroll by Industry and Employment Size of Establishments by County: 2004—Con.

[Excludes most government employees, railroad employees, and self-employed persons. Size class 1 to 4 employees includes establishments having payroll, but no employees, during mid-March pay period. For meaning of abbreviations and symbols, see introductory text. For explanation of terms, see Appendix A. For statement on reliability, see the note at the end of the table and Appendix C]

NAICS code	Geography, kind of business, and employment size class	Establishments (number)	Paid employees for pay period including March 12 (number)	First-quarter payroll (\$1,000)	Annual payroll (\$1,000)
	PASSAIC—Con.				
31-33	Manufacturing—Con.				
332	Fabricated metal product manufacturing—Con.				
3321	Forging and stamping—Con.				
33211	Forging and stamping				
	All establishments	7	157	1 569	6 114
	Establishments with 1 to 4 employees	1	X	X	X
	Establishments with 5 to 9 employees	2	X	X	X
	Establishments with 10 to 19 employees	2	X	X	X
	Establishments with 20 to 49 employees	1	X	X	X
	Establishments with 50 to 99 employees	1	X	X	X
	Establishments with 100 to 249 employees	—	X	X	X
	Establishments with 250 to 499 employees	—	X	X	X
	Establishments with 500 to 999 employees	—	X	X	X
	Establishments with 1,000 employees or more	—	X	X	X
332114	Custom roll forming				
	All establishments	2	c	D	D
	Establishments with 1 to 4 employees	—	X	X	X
	Establishments with 5 to 9 employees	—	X	X	X
	Establishments with 10 to 19 employees	1	X	X	X
	Establishments with 20 to 49 employees	—	X	X	X
	Establishments with 50 to 99 employees	1	X	X	X
	Establishments with 100 to 249 employees	—	X	X	X
	Establishments with 250 to 499 employees	—	X	X	X
	Establishments with 500 to 999 employees	—	X	X	X
	Establishments with 1,000 employees or more	—	X	X	X
3323	Architectural and structural metals manufacturing				
	All establishments	54	869	7 663	37 908
	Establishments with 1 to 4 employees	15	X	X	X
	Establishments with 5 to 9 employees	9	X	X	X
	Establishments with 10 to 19 employees	15	X	X	X
	Establishments with 20 to 49 employees	13	X	X	X
	Establishments with 50 to 99 employees	1	X	X	X
	Establishments with 100 to 249 employees	1	X	X	X
	Establishments with 250 to 499 employees	—	X	X	X
	Establishments with 500 to 999 employees	—	X	X	X
	Establishments with 1,000 employees or more	—	X	X	X
33232	Ornamental and architectural metal products manufacturing				
	All establishments	46	777	6 769	34 202
	Establishments with 1 to 4 employees	14	X	X	X
	Establishments with 5 to 9 employees	7	X	X	X
	Establishments with 10 to 19 employees	11	X	X	X
	Establishments with 20 to 49 employees	12	X	X	X
	Establishments with 50 to 99 employees	1	X	X	X
	Establishments with 100 to 249 employees	1	X	X	X
	Establishments with 250 to 499 employees	—	X	X	X
	Establishments with 500 to 999 employees	—	X	X	X
	Establishments with 1,000 employees or more	—	X	X	X
332321	Metal window and door manufacturing				
	All establishments	10	279	2 022	11 973
	Establishments with 1 to 4 employees	1	X	X	X
	Establishments with 5 to 9 employees	1	X	X	X
	Establishments with 10 to 19 employees	4	X	X	X
	Establishments with 20 to 49 employees	3	X	X	X
	Establishments with 50 to 99 employees	—	X	X	X
	Establishments with 100 to 249 employees	1	X	X	X
	Establishments with 250 to 499 employees	—	X	X	X
	Establishments with 500 to 999 employees	—	X	X	X
	Establishments with 1,000 employees or more	—	X	X	X
332322	Sheet metal work manufacturing				
	All establishments	25	398	3 989	18 998
	Establishments with 1 to 4 employees	8	X	X	X
	Establishments with 5 to 9 employees	4	X	X	X
	Establishments with 10 to 19 employees	6	X	X	X
	Establishments with 20 to 49 employees	6	X	X	X
	Establishments with 50 to 99 employees	1	X	X	X
	Establishments with 100 to 249 employees	—	X	X	X
	Establishments with 250 to 499 employees	—	X	X	X
	Establishments with 500 to 999 employees	—	X	X	X
	Establishments with 1,000 employees or more	—	X	X	X
332323	Ornamental and architectural metal work manufacturing				
	All establishments	11	100	758	3 231
	Establishments with 1 to 4 employees	5	X	X	X
	Establishments with 5 to 9 employees	2	X	X	X
	Establishments with 10 to 19 employees	1	X	X	X
	Establishments with 20 to 49 employees	3	X	X	X
	Establishments with 50 to 99 employees	—	X	X	X
	Establishments with 100 to 249 employees	—	X	X	X
	Establishments with 250 to 499 employees	—	X	X	X
	Establishments with 500 to 999 employees	—	X	X	X
	Establishments with 1,000 employees or more	—	X	X	X

See footnotes at end of table.

Table 5. **Establishments, Employees, and Payroll by Industry and Employment Size of Establishments by County: 2004—Con.**

[Excludes most government employees, railroad employees, and self-employed persons. Size class 1 to 4 employees includes establishments having payroll, but no employees, during mid-March pay period. For meaning of abbreviations and symbols, see introductory text. For explanation of terms, see Appendix A. For statement on reliability, see the note at the end of the table and Appendix C]

NAICS code	Geography, kind of business, and employment size class	Establishments (number)	Paid employees for pay period including March 12 (number)	First-quarter payroll (\$1,000)	Annual payroll (\$1,000)
PASSAIC—Con.					
31-33	Manufacturing—Con.				
332	Fabricated metal product manufacturing—Con.				
3326	Spring and wire product manufacturing				
	All establishments	9	294	2 466	9 423
	Establishments with 1 to 4 employees	1	X	X	X
	Establishments with 5 to 9 employees	1	X	X	X
	Establishments with 10 to 19 employees	3	X	X	X
	Establishments with 20 to 49 employees	2	X	X	X
	Establishments with 50 to 99 employees	1	X	X	X
	Establishments with 100 to 249 employees	1	X	X	X
	Establishments with 250 to 499 employees	—	X	X	X
	Establishments with 500 to 999 employees	—	X	X	X
	Establishments with 1,000 employees or more	—	X	X	X
33261	Spring and wire product manufacturing				
	All establishments	9	294	2 466	9 423
	Establishments with 1 to 4 employees	1	X	X	X
	Establishments with 5 to 9 employees	1	X	X	X
	Establishments with 10 to 19 employees	3	X	X	X
	Establishments with 20 to 49 employees	2	X	X	X
	Establishments with 50 to 99 employees	1	X	X	X
	Establishments with 100 to 249 employees	1	X	X	X
	Establishments with 250 to 499 employees	—	X	X	X
	Establishments with 500 to 999 employees	—	X	X	X
	Establishments with 1,000 employees or more	—	X	X	X
332618	Other fabricated wire product manufacturing				
	All establishments	7	e	D	D
	Establishments with 1 to 4 employees	—	X	X	X
	Establishments with 5 to 9 employees	1	X	X	X
	Establishments with 10 to 19 employees	2	X	X	X
	Establishments with 20 to 49 employees	2	X	X	X
	Establishments with 50 to 99 employees	1	X	X	X
	Establishments with 100 to 249 employees	1	X	X	X
	Establishments with 250 to 499 employees	—	X	X	X
	Establishments with 500 to 999 employees	—	X	X	X
	Establishments with 1,000 employees or more	—	X	X	X
3327	Machine shops; turned product; and screw, nut, and bolt manufacturing				
	All establishments	57	494	4 363	19 401
	Establishments with 1 to 4 employees	30	X	X	X
	Establishments with 5 to 9 employees	10	X	X	X
	Establishments with 10 to 19 employees	10	X	X	X
	Establishments with 20 to 49 employees	6	X	X	X
	Establishments with 50 to 99 employees	1	X	X	X
	Establishments with 100 to 249 employees	—	X	X	X
	Establishments with 250 to 499 employees	—	X	X	X
	Establishments with 500 to 999 employees	—	X	X	X
	Establishments with 1,000 employees or more	—	X	X	X
33271	Machine shops				
	All establishments	51	345	3 161	13 977
	Establishments with 1 to 4 employees	28	X	X	X
	Establishments with 5 to 9 employees	10	X	X	X
	Establishments with 10 to 19 employees	9	X	X	X
	Establishments with 20 to 49 employees	4	X	X	X
	Establishments with 50 to 99 employees	—	X	X	X
	Establishments with 100 to 249 employees	—	X	X	X
	Establishments with 250 to 499 employees	—	X	X	X
	Establishments with 500 to 999 employees	—	X	X	X
	Establishments with 1,000 employees or more	—	X	X	X
332710	Machine shops				
	All establishments	51	345	3 161	13 977
	Establishments with 1 to 4 employees	28	X	X	X
	Establishments with 5 to 9 employees	10	X	X	X
	Establishments with 10 to 19 employees	9	X	X	X
	Establishments with 20 to 49 employees	4	X	X	X
	Establishments with 50 to 99 employees	—	X	X	X
	Establishments with 100 to 249 employees	—	X	X	X
	Establishments with 250 to 499 employees	—	X	X	X
	Establishments with 500 to 999 employees	—	X	X	X
	Establishments with 1,000 employees or more	—	X	X	X
33272	Turned product and screw, nut, and bolt manufacturing				
	All establishments	6	149	1 202	5 424
	Establishments with 1 to 4 employees	2	X	X	X
	Establishments with 5 to 9 employees	—	X	X	X
	Establishments with 10 to 19 employees	1	X	X	X
	Establishments with 20 to 49 employees	2	X	X	X
	Establishments with 50 to 99 employees	1	X	X	X
	Establishments with 100 to 249 employees	—	X	X	X
	Establishments with 250 to 499 employees	—	X	X	X
	Establishments with 500 to 999 employees	—	X	X	X
	Establishments with 1,000 employees or more	—	X	X	X

See footnotes at end of table.

Table 5. Establishments, Employees, and Payroll by Industry and Employment Size of Establishments by County: 2004—Con.

[Excludes most government employees, railroad employees, and self-employed persons. Size class 1 to 4 employees includes establishments having payroll, but no employees, during mid-March pay period. For meaning of abbreviations and symbols, see introductory text. For explanation of terms, see Appendix A. For statement on reliability, see the note at the end of the table and Appendix C]

NAICS code	Geography, kind of business, and employment size class	Establishments (number)	Paid employees for pay period including March 12 (number)	First-quarter payroll (\$1,000)	Annual payroll (\$1,000)
PASSAIC—Con.					
31-33	Manufacturing—Con.				
332	Fabricated metal product manufacturing—Con.				
3327	Machine shops; turned product; and screw, nut, and bolt manufacturing—Con.				
33272	Turned product and screw, nut, and bolt manufacturing—Con.				
332721	Precision turned product manufacturing				
	All establishments	4	c	D	D
	Establishments with 1 to 4 employees	2	X	X	X
	Establishments with 5 to 9 employees	—	X	X	X
	Establishments with 10 to 19 employees	—	X	X	X
	Establishments with 20 to 49 employees	1	X	X	X
	Establishments with 50 to 99 employees	1	X	X	X
	Establishments with 100 to 249 employees	—	X	X	X
	Establishments with 250 to 499 employees	—	X	X	X
	Establishments with 500 to 999 employees	—	X	X	X
	Establishments with 1,000 employees or more	—	X	X	X
3328	Coating, engraving, heat treating, and allied activities				
	All establishments	19	379	3 025	13 408
	Establishments with 1 to 4 employees	3	X	X	X
	Establishments with 5 to 9 employees	6	X	X	X
	Establishments with 10 to 19 employees	2	X	X	X
	Establishments with 20 to 49 employees	6	X	X	X
	Establishments with 50 to 99 employees	2	X	X	X
	Establishments with 100 to 249 employees	—	X	X	X
	Establishments with 250 to 499 employees	—	X	X	X
	Establishments with 500 to 999 employees	—	X	X	X
	Establishments with 1,000 employees or more	—	X	X	X
33281	Coating, engraving, heat treating, and allied activities				
	All establishments	19	379	3 025	13 408
	Establishments with 1 to 4 employees	3	X	X	X
	Establishments with 5 to 9 employees	6	X	X	X
	Establishments with 10 to 19 employees	2	X	X	X
	Establishments with 20 to 49 employees	6	X	X	X
	Establishments with 50 to 99 employees	2	X	X	X
	Establishments with 100 to 249 employees	—	X	X	X
	Establishments with 250 to 499 employees	—	X	X	X
	Establishments with 500 to 999 employees	—	X	X	X
	Establishments with 1,000 employees or more	—	X	X	X
332812	Metal coating, engraving (except jewelry and silverware), and allied services to manufacturers				
	All establishments	6	154	1 364	5 959
	Establishments with 1 to 4 employees	—	X	X	X
	Establishments with 5 to 9 employees	1	X	X	X
	Establishments with 10 to 19 employees	1	X	X	X
	Establishments with 20 to 49 employees	3	X	X	X
	Establishments with 50 to 99 employees	1	X	X	X
	Establishments with 100 to 249 employees	—	X	X	X
	Establishments with 250 to 499 employees	—	X	X	X
	Establishments with 500 to 999 employees	—	X	X	X
	Establishments with 1,000 employees or more	—	X	X	X
332813	Electroplating, plating, polishing, anodizing, and coloring				
	All establishments	12	c	D	D
	Establishments with 1 to 4 employees	3	X	X	X
	Establishments with 5 to 9 employees	5	X	X	X
	Establishments with 10 to 19 employees	1	X	X	X
	Establishments with 20 to 49 employees	3	X	X	X
	Establishments with 50 to 99 employees	—	X	X	X
	Establishments with 100 to 249 employees	—	X	X	X
	Establishments with 250 to 499 employees	—	X	X	X
	Establishments with 500 to 999 employees	—	X	X	X
	Establishments with 1,000 employees or more	—	X	X	X
3329	Other fabricated metal product manufacturing				
	All establishments	16	449	3 896	17 774
	Establishments with 1 to 4 employees	4	X	X	X
	Establishments with 5 to 9 employees	4	X	X	X
	Establishments with 10 to 19 employees	2	X	X	X
	Establishments with 20 to 49 employees	2	X	X	X
	Establishments with 50 to 99 employees	3	X	X	X
	Establishments with 100 to 249 employees	1	X	X	X
	Establishments with 250 to 499 employees	—	X	X	X
	Establishments with 500 to 999 employees	—	X	X	X
	Establishments with 1,000 employees or more	—	X	X	X
33299	All other fabricated metal product manufacturing				
	All establishments	13	369	3 386	15 180
	Establishments with 1 to 4 employees	4	X	X	X
	Establishments with 5 to 9 employees	2	X	X	X
	Establishments with 10 to 19 employees	2	X	X	X
	Establishments with 20 to 49 employees	2	X	X	X
	Establishments with 50 to 99 employees	2	X	X	X
	Establishments with 100 to 249 employees	1	X	X	X

See footnotes at end of table.

Table 5. Establishments, Employees, and Payroll by Industry and Employment Size of Establishments by County: 2004—Con.

[Excludes most government employees, railroad employees, and self-employed persons. Size class 1 to 4 employees includes establishments having payroll, but no employees, during mid-March pay period. For meaning of abbreviations and symbols, see introductory text. For explanation of terms, see Appendix A. For statement on reliability, see the note at the end of the table and Appendix C]

NAICS code	Geography, kind of business, and employment size class	Establishments (number)	Paid employees for pay period including March 12 (number)	First-quarter payroll (\$1,000)	Annual payroll (\$1,000)
	PASSAIC—Con.				
31-33	Manufacturing—Con.				
332	Fabricated metal product manufacturing—Con.				
3329	Other fabricated metal product manufacturing—Con.				
33299	All other fabricated metal product manufacturing—Con.				
	All establishments—Con.				
	Establishments with 250 to 499 employees	—	X	X	X
	Establishments with 500 to 999 employees	—	X	X	X
	Establishments with 1,000 employees or more	—	X	X	X
332999	All other miscellaneous fabricated metal product manufacturing				
	All establishments	11	c	D	D
	Establishments with 1 to 4 employees	4	X	X	X
	Establishments with 5 to 9 employees	2	X	X	X
	Establishments with 10 to 19 employees	2	X	X	X
	Establishments with 20 to 49 employees	2	X	X	X
	Establishments with 50 to 99 employees	—	X	X	X
	Establishments with 100 to 249 employees	1	X	X	X
	Establishments with 250 to 499 employees	—	X	X	X
	Establishments with 500 to 999 employees	—	X	X	X
	Establishments with 1,000 employees or more	—	X	X	X
333	Machinery manufacturing				
	All establishments	76	1 102	11 764	57 540
	Establishments with 1 to 4 employees	28	X	X	X
	Establishments with 5 to 9 employees	16	X	X	X
	Establishments with 10 to 19 employees	13	X	X	X
	Establishments with 20 to 49 employees	15	X	X	X
	Establishments with 50 to 99 employees	4	X	X	X
	Establishments with 100 to 249 employees	—	X	X	X
	Establishments with 250 to 499 employees	—	X	X	X
	Establishments with 500 to 999 employees	—	X	X	X
	Establishments with 1,000 employees or more	—	X	X	X
3332	Industrial machinery manufacturing				
	All establishments	24	330	3 311	13 241
	Establishments with 1 to 4 employees	6	X	X	X
	Establishments with 5 to 9 employees	7	X	X	X
	Establishments with 10 to 19 employees	6	X	X	X
	Establishments with 20 to 49 employees	4	X	X	X
	Establishments with 50 to 99 employees	1	X	X	X
	Establishments with 100 to 249 employees	—	X	X	X
	Establishments with 250 to 499 employees	—	X	X	X
	Establishments with 500 to 999 employees	—	X	X	X
	Establishments with 1,000 employees or more	—	X	X	X
33329	Other industrial machinery manufacturing				
	All establishments	20	244	2 035	7 956
	Establishments with 1 to 4 employees	6	X	X	X
	Establishments with 5 to 9 employees	6	X	X	X
	Establishments with 10 to 19 employees	5	X	X	X
	Establishments with 20 to 49 employees	2	X	X	X
	Establishments with 50 to 99 employees	1	X	X	X
	Establishments with 100 to 249 employees	—	X	X	X
	Establishments with 250 to 499 employees	—	X	X	X
	Establishments with 500 to 999 employees	—	X	X	X
	Establishments with 1,000 employees or more	—	X	X	X
333298	All other industrial machinery manufacturing				
	All establishments	11	128	1 082	4 245
	Establishments with 1 to 4 employees	3	X	X	X
	Establishments with 5 to 9 employees	3	X	X	X
	Establishments with 10 to 19 employees	3	X	X	X
	Establishments with 20 to 49 employees	2	X	X	X
	Establishments with 50 to 99 employees	—	X	X	X
	Establishments with 100 to 249 employees	—	X	X	X
	Establishments with 250 to 499 employees	—	X	X	X
	Establishments with 500 to 999 employees	—	X	X	X
	Establishments with 1,000 employees or more	—	X	X	X
3333	Commercial and service industry machinery manufacturing				
	All establishments	6	125	1 438	14 485
	Establishments with 1 to 4 employees	—	X	X	X
	Establishments with 5 to 9 employees	2	X	X	X
	Establishments with 10 to 19 employees	1	X	X	X
	Establishments with 20 to 49 employees	3	X	X	X
	Establishments with 50 to 99 employees	—	X	X	X
	Establishments with 100 to 249 employees	—	X	X	X
	Establishments with 250 to 499 employees	—	X	X	X
	Establishments with 500 to 999 employees	—	X	X	X
	Establishments with 1,000 employees or more	—	X	X	X

See footnotes at end of table.

Table 5. Establishments, Employees, and Payroll by Industry and Employment Size of Establishments by County: 2004—Con.

[Excludes most government employees, railroad employees, and self-employed persons. Size class 1 to 4 employees includes establishments having payroll, but no employees, during mid-March pay period. For meaning of abbreviations and symbols, see introductory text. For explanation of terms, see Appendix A. For statement on reliability, see the note at the end of the table and Appendix C]

NAICS code	Geography, kind of business, and employment size class	Establishments (number)	Paid employees for pay period including March 12 (number)	First-quarter payroll (\$1,000)	Annual payroll (\$1,000)
PASSAIC—Con.					
31-33	Manufacturing—Con.				
333	Machinery manufacturing—Con.				
3333	Commercial and service industry machinery manufacturing—Con.				
33331	Commercial and service industry machinery manufacturing				
	All establishments	6	125	1 438	14 485
	Establishments with 1 to 4 employees	—	X	X	X
	Establishments with 5 to 9 employees	2	X	X	X
	Establishments with 10 to 19 employees	1	X	X	X
	Establishments with 20 to 49 employees	3	X	X	X
	Establishments with 50 to 99 employees	—	X	X	X
	Establishments with 100 to 249 employees	—	X	X	X
	Establishments with 250 to 499 employees	—	X	X	X
	Establishments with 500 to 999 employees	—	X	X	X
	Establishments with 1,000 employees or more	—	X	X	X
3335	Metalworking machinery manufacturing				
	All establishments	16	139	1 270	5 532
	Establishments with 1 to 4 employees	11	X	X	X
	Establishments with 5 to 9 employees	2	X	X	X
	Establishments with 10 to 19 employees	2	X	X	X
	Establishments with 20 to 49 employees	—	X	X	X
	Establishments with 50 to 99 employees	1	X	X	X
	Establishments with 100 to 249 employees	—	X	X	X
	Establishments with 250 to 499 employees	—	X	X	X
	Establishments with 500 to 999 employees	—	X	X	X
	Establishments with 1,000 employees or more	—	X	X	X
33351	Metalworking machinery manufacturing				
	All establishments	16	139	1 270	5 532
	Establishments with 1 to 4 employees	11	X	X	X
	Establishments with 5 to 9 employees	2	X	X	X
	Establishments with 10 to 19 employees	2	X	X	X
	Establishments with 20 to 49 employees	—	X	X	X
	Establishments with 50 to 99 employees	1	X	X	X
	Establishments with 100 to 249 employees	—	X	X	X
	Establishments with 250 to 499 employees	—	X	X	X
	Establishments with 500 to 999 employees	—	X	X	X
	Establishments with 1,000 employees or more	—	X	X	X
3339	Other general purpose machinery manufacturing				
	All establishments	26	469	5 401	22 717
	Establishments with 1 to 4 employees	9	X	X	X
	Establishments with 5 to 9 employees	4	X	X	X
	Establishments with 10 to 19 employees	4	X	X	X
	Establishments with 20 to 49 employees	7	X	X	X
	Establishments with 50 to 99 employees	2	X	X	X
	Establishments with 100 to 249 employees	—	X	X	X
	Establishments with 250 to 499 employees	—	X	X	X
	Establishments with 500 to 999 employees	—	X	X	X
	Establishments with 1,000 employees or more	—	X	X	X
33392	Material handling equipment manufacturing				
	All establishments	12	252	3 118	12 744
	Establishments with 1 to 4 employees	3	X	X	X
	Establishments with 5 to 9 employees	2	X	X	X
	Establishments with 10 to 19 employees	3	X	X	X
	Establishments with 20 to 49 employees	3	X	X	X
	Establishments with 50 to 99 employees	1	X	X	X
	Establishments with 100 to 249 employees	—	X	X	X
	Establishments with 250 to 499 employees	—	X	X	X
	Establishments with 500 to 999 employees	—	X	X	X
	Establishments with 1,000 employees or more	—	X	X	X
333921	Elevator and moving stairway manufacturing				
	All establishments	4	140	1 459	5 891
	Establishments with 1 to 4 employees	1	X	X	X
	Establishments with 5 to 9 employees	1	X	X	X
	Establishments with 10 to 19 employees	—	X	X	X
	Establishments with 20 to 49 employees	1	X	X	X
	Establishments with 50 to 99 employees	1	X	X	X
	Establishments with 100 to 249 employees	—	X	X	X
	Establishments with 250 to 499 employees	—	X	X	X
	Establishments with 500 to 999 employees	—	X	X	X
	Establishments with 1,000 employees or more	—	X	X	X
33399	All other general purpose machinery manufacturing				
	All establishments	14	217	2 283	9 973
	Establishments with 1 to 4 employees	6	X	X	X
	Establishments with 5 to 9 employees	2	X	X	X
	Establishments with 10 to 19 employees	1	X	X	X
	Establishments with 20 to 49 employees	4	X	X	X
	Establishments with 50 to 99 employees	1	X	X	X
	Establishments with 100 to 249 employees	—	X	X	X
	Establishments with 250 to 499 employees	—	X	X	X
	Establishments with 500 to 999 employees	—	X	X	X
	Establishments with 1,000 employees or more	—	X	X	X

See footnotes at end of table.

Table 5. Establishments, Employees, and Payroll by Industry and Employment Size of Establishments by County: 2004—Con.

[Excludes most government employees, railroad employees, and self-employed persons. Size class 1 to 4 employees includes establishments having payroll, but no employees, during mid-March pay period. For meaning of abbreviations and symbols, see introductory text. For explanation of terms, see Appendix A. For statement on reliability, see the note at the end of the table and Appendix C]

NAICS code	Geography, kind of business, and employment size class	Establishments (number)	Paid employees for pay period including March 12 (number)	First-quarter payroll (\$1,000)	Annual payroll (\$1,000)
31-33	PASSAIC—Con.				
	Manufacturing—Con.				
334	Computer and electronic product manufacturing				
	All establishments	42	3 980	60 662	239 430
	Establishments with 1 to 4 employees	10	X	X	X
	Establishments with 5 to 9 employees	5	X	X	X
	Establishments with 10 to 19 employees	9	X	X	X
	Establishments with 20 to 49 employees	7	X	X	X
	Establishments with 50 to 99 employees	4	X	X	X
	Establishments with 100 to 249 employees	2	X	X	X
	Establishments with 250 to 499 employees	2	X	X	X
	Establishments with 500 to 999 employees	2	X	X	X
	Establishments with 1,000 employees or more	1	X	X	X
3344	Semiconductor and other electronic component manufacturing				
	All establishments	18	989	7 468	34 577
	Establishments with 1 to 4 employees	2	X	X	X
	Establishments with 5 to 9 employees	1	X	X	X
	Establishments with 10 to 19 employees	4	X	X	X
	Establishments with 20 to 49 employees	4	X	X	X
	Establishments with 50 to 99 employees	4	X	X	X
	Establishments with 100 to 249 employees	2	X	X	X
	Establishments with 250 to 499 employees	1	X	X	X
	Establishments with 500 to 999 employees	—	X	X	X
	Establishments with 1,000 employees or more	—	X	X	X
33441	Semiconductor and other electronic component manufacturing				
	All establishments	18	989	7 468	34 577
	Establishments with 1 to 4 employees	2	X	X	X
	Establishments with 5 to 9 employees	1	X	X	X
	Establishments with 10 to 19 employees	4	X	X	X
	Establishments with 20 to 49 employees	4	X	X	X
	Establishments with 50 to 99 employees	4	X	X	X
	Establishments with 100 to 249 employees	2	X	X	X
	Establishments with 250 to 499 employees	1	X	X	X
	Establishments with 500 to 999 employees	—	X	X	X
	Establishments with 1,000 employees or more	—	X	X	X
334411	Electron tube manufacturing				
	All establishments	1	c	D	D
	Establishments with 1 to 4 employees	—	X	X	X
	Establishments with 5 to 9 employees	—	X	X	X
	Establishments with 10 to 19 employees	—	X	X	X
	Establishments with 20 to 49 employees	—	X	X	X
	Establishments with 50 to 99 employees	—	X	X	X
	Establishments with 100 to 249 employees	1	X	X	X
	Establishments with 250 to 499 employees	—	X	X	X
	Establishments with 500 to 999 employees	—	X	X	X
	Establishments with 1,000 employees or more	—	X	X	X
334413	Semiconductor and related device manufacturing				
	All establishments	4	113	1 091	5 167
	Establishments with 1 to 4 employees	1	X	X	X
	Establishments with 5 to 9 employees	1	X	X	X
	Establishments with 10 to 19 employees	—	X	X	X
	Establishments with 20 to 49 employees	1	X	X	X
	Establishments with 50 to 99 employees	1	X	X	X
	Establishments with 100 to 249 employees	—	X	X	X
	Establishments with 250 to 499 employees	—	X	X	X
	Establishments with 500 to 999 employees	—	X	X	X
	Establishments with 1,000 employees or more	—	X	X	X
334417	Electronic connector manufacturing				
	All establishments	2	c	D	D
	Establishments with 1 to 4 employees	—	X	X	X
	Establishments with 5 to 9 employees	—	X	X	X
	Establishments with 10 to 19 employees	—	X	X	X
	Establishments with 20 to 49 employees	—	X	X	X
	Establishments with 50 to 99 employees	2	X	X	X
	Establishments with 100 to 249 employees	—	X	X	X
	Establishments with 250 to 499 employees	—	X	X	X
	Establishments with 500 to 999 employees	—	X	X	X
	Establishments with 1,000 employees or more	—	X	X	X
334418	Printed circuit assembly (electronic assembly) manufacturing				
	All establishments	2	c	D	D
	Establishments with 1 to 4 employees	—	X	X	X
	Establishments with 5 to 9 employees	—	X	X	X
	Establishments with 10 to 19 employees	—	X	X	X
	Establishments with 20 to 49 employees	—	X	X	X
	Establishments with 50 to 99 employees	1	X	X	X
	Establishments with 100 to 249 employees	1	X	X	X
	Establishments with 250 to 499 employees	—	X	X	X
	Establishments with 500 to 999 employees	—	X	X	X
	Establishments with 1,000 employees or more	—	X	X	X

See footnotes at end of table.

Table 5. Establishments, Employees, and Payroll by Industry and Employment Size of Establishments by County: 2004—Con.

[Excludes most government employees, railroad employees, and self-employed persons. Size class 1 to 4 employees includes establishments having payroll, but no employees, during mid-March pay period. For meaning of abbreviations and symbols, see introductory text. For explanation of terms, see Appendix A. For statement on reliability, see the note at the end of the table and Appendix C]

NAICS code	Geography, kind of business, and employment size class	Establishments (number)	Paid employees for pay period including March 12 (number)	First-quarter payroll (\$1,000)	Annual payroll (\$1,000)
	PASSAIC—Con.				
31-33	Manufacturing—Con.				
334	Computer and electronic product manufacturing—Con.				
3344	Semiconductor and other electronic component manufacturing—Con.				
33441	Semiconductor and other electronic component manufacturing—Con.				
334419	Other electronic component manufacturing				
	All establishments	6	347	2 306	12 082
	Establishments with 1 to 4 employees	—	X	X	X
	Establishments with 5 to 9 employees	—	X	X	X
	Establishments with 10 to 19 employees	3	X	X	X
	Establishments with 20 to 49 employees	2	X	X	X
	Establishments with 50 to 99 employees	—	X	X	X
	Establishments with 100 to 249 employees	—	X	X	X
	Establishments with 250 to 499 employees	1	X	X	X
	Establishments with 500 to 999 employees	—	X	X	X
	Establishments with 1,000 employees or more	—	X	X	X
3345	Navigational, measuring, electromedical, and control instruments manufacturing				
	All establishments	14	2 896	51 002	196 433
	Establishments with 1 to 4 employees	5	X	X	X
	Establishments with 5 to 9 employees	2	X	X	X
	Establishments with 10 to 19 employees	1	X	X	X
	Establishments with 20 to 49 employees	2	X	X	X
	Establishments with 50 to 99 employees	—	X	X	X
	Establishments with 100 to 249 employees	—	X	X	X
	Establishments with 250 to 499 employees	1	X	X	X
	Establishments with 500 to 999 employees	2	X	X	X
	Establishments with 1,000 employees or more	1	X	X	X
33451	Navigational, measuring, electromedical, and control instruments manufacturing				
	All establishments	14	2 896	51 002	196 433
	Establishments with 1 to 4 employees	5	X	X	X
	Establishments with 5 to 9 employees	2	X	X	X
	Establishments with 10 to 19 employees	1	X	X	X
	Establishments with 20 to 49 employees	2	X	X	X
	Establishments with 50 to 99 employees	—	X	X	X
	Establishments with 100 to 249 employees	—	X	X	X
	Establishments with 250 to 499 employees	1	X	X	X
	Establishments with 500 to 999 employees	2	X	X	X
	Establishments with 1,000 employees or more	1	X	X	X
334511	Search, detection, navigation, guidance, aeronautical, and nautical system and instrument manufacturing				
	All establishments	5	2 792	49 947	191 989
	Establishments with 1 to 4 employees	1	X	X	X
	Establishments with 5 to 9 employees	—	X	X	X
	Establishments with 10 to 19 employees	—	X	X	X
	Establishments with 20 to 49 employees	—	X	X	X
	Establishments with 50 to 99 employees	—	X	X	X
	Establishments with 100 to 249 employees	—	X	X	X
	Establishments with 250 to 499 employees	1	X	X	X
	Establishments with 500 to 999 employees	2	X	X	X
	Establishments with 1,000 employees or more	1	X	X	X
335	Electrical equipment, appliance, and component manufacturing				
	All establishments	24	611	5 256	23 125
	Establishments with 1 to 4 employees	7	X	X	X
	Establishments with 5 to 9 employees	4	X	X	X
	Establishments with 10 to 19 employees	5	X	X	X
	Establishments with 20 to 49 employees	4	X	X	X
	Establishments with 50 to 99 employees	2	X	X	X
	Establishments with 100 to 249 employees	2	X	X	X
	Establishments with 250 to 499 employees	—	X	X	X
	Establishments with 500 to 999 employees	—	X	X	X
	Establishments with 1,000 employees or more	—	X	X	X
3359	Other electrical equipment and component manufacturing				
	All establishments	10	478	4 264	18 863
	Establishments with 1 to 4 employees	2	X	X	X
	Establishments with 5 to 9 employees	—	X	X	X
	Establishments with 10 to 19 employees	2	X	X	X
	Establishments with 20 to 49 employees	2	X	X	X
	Establishments with 50 to 99 employees	2	X	X	X
	Establishments with 100 to 249 employees	2	X	X	X
	Establishments with 250 to 499 employees	—	X	X	X
	Establishments with 500 to 999 employees	—	X	X	X
	Establishments with 1,000 employees or more	—	X	X	X
33591	Battery manufacturing				

See footnotes at end of table.

Table 5. Establishments, Employees, and Payroll by Industry and Employment Size of Establishments by County: 2004—Con.

[Excludes most government employees, railroad employees, and self-employed persons. Size class 1 to 4 employees includes establishments having payroll, but no employees, during mid-March pay period. For meaning of abbreviations and symbols, see introductory text. For explanation of terms, see Appendix A. For statement on reliability, see the note at the end of the table and Appendix C]

NAICS code	Geography, kind of business, and employment size class	Establishments (number)	Paid employees for pay period including March 12 (number)	First-quarter payroll (\$1,000)	Annual payroll (\$1,000)
	PASSAIC—Con.				
31-33	Manufacturing—Con.				
335	Electrical equipment, appliance, and component manufacturing—Con.				
3359	Other electrical equipment and component manufacturing—Con.				
33591	Battery manufacturing—Con.				
	All establishments	1	c	D	D
	Establishments with 1 to 4 employees	—	X	X	X
	Establishments with 5 to 9 employees	—	X	X	X
	Establishments with 10 to 19 employees	—	X	X	X
	Establishments with 20 to 49 employees	—	X	X	X
	Establishments with 50 to 99 employees	—	X	X	X
	Establishments with 100 to 249 employees	1	X	X	X
	Establishments with 250 to 499 employees	—	X	X	X
	Establishments with 500 to 999 employees	—	X	X	X
	Establishments with 1,000 employees or more	—	X	X	X
335911	Storage battery manufacturing				
	All establishments	1	c	D	D
	Establishments with 1 to 4 employees	—	X	X	X
	Establishments with 5 to 9 employees	—	X	X	X
	Establishments with 10 to 19 employees	—	X	X	X
	Establishments with 20 to 49 employees	—	X	X	X
	Establishments with 50 to 99 employees	—	X	X	X
	Establishments with 100 to 249 employees	1	X	X	X
	Establishments with 250 to 499 employees	—	X	X	X
	Establishments with 500 to 999 employees	—	X	X	X
	Establishments with 1,000 employees or more	—	X	X	X
33592	Communication and energy wire and cable manufacturing				
	All establishments	5	153	1 433	6 505
	Establishments with 1 to 4 employees	1	X	X	X
	Establishments with 5 to 9 employees	—	X	X	X
	Establishments with 10 to 19 employees	1	X	X	X
	Establishments with 20 to 49 employees	2	X	X	X
	Establishments with 50 to 99 employees	1	X	X	X
	Establishments with 100 to 249 employees	—	X	X	X
	Establishments with 250 to 499 employees	—	X	X	X
	Establishments with 500 to 999 employees	—	X	X	X
	Establishments with 1,000 employees or more	—	X	X	X
335929	Other communication and energy wire manufacturing				
	All establishments	5	153	1 433	6 505
	Establishments with 1 to 4 employees	1	X	X	X
	Establishments with 5 to 9 employees	—	X	X	X
	Establishments with 10 to 19 employees	1	X	X	X
	Establishments with 20 to 49 employees	2	X	X	X
	Establishments with 50 to 99 employees	1	X	X	X
	Establishments with 100 to 249 employees	—	X	X	X
	Establishments with 250 to 499 employees	—	X	X	X
	Establishments with 500 to 999 employees	—	X	X	X
	Establishments with 1,000 employees or more	—	X	X	X
33593	Wiring device manufacturing				
	All establishments	3	c	D	D
	Establishments with 1 to 4 employees	—	X	X	X
	Establishments with 5 to 9 employees	—	X	X	X
	Establishments with 10 to 19 employees	1	X	X	X
	Establishments with 20 to 49 employees	—	X	X	X
	Establishments with 50 to 99 employees	1	X	X	X
	Establishments with 100 to 249 employees	1	X	X	X
	Establishments with 250 to 499 employees	—	X	X	X
	Establishments with 500 to 999 employees	—	X	X	X
	Establishments with 1,000 employees or more	—	X	X	X
335931	Current-carrying wiring device manufacturing				
	All establishments	2	c	D	D
	Establishments with 1 to 4 employees	—	X	X	X
	Establishments with 5 to 9 employees	—	X	X	X
	Establishments with 10 to 19 employees	1	X	X	X
	Establishments with 20 to 49 employees	—	X	X	X
	Establishments with 50 to 99 employees	—	X	X	X
	Establishments with 100 to 249 employees	1	X	X	X
	Establishments with 250 to 499 employees	—	X	X	X
	Establishments with 500 to 999 employees	—	X	X	X
	Establishments with 1,000 employees or more	—	X	X	X
337	Furniture and related product manufacturing				
	All establishments	63	1 110	8 240	34 097
	Establishments with 1 to 4 employees	32	X	X	X
	Establishments with 5 to 9 employees	7	X	X	X
	Establishments with 10 to 19 employees	10	X	X	X
	Establishments with 20 to 49 employees	11	X	X	X
	Establishments with 50 to 99 employees	1	X	X	X
	Establishments with 100 to 249 employees	1	X	X	X
	Establishments with 250 to 499 employees	1	X	X	X
	Establishments with 500 to 999 employees	—	X	X	X
	Establishments with 1,000 employees or more	—	X	X	X

See footnotes at end of table.

Table 5. Establishments, Employees, and Payroll by Industry and Employment Size of Establishments by County: 2004—Con.

[Excludes most government employees, railroad employees, and self-employed persons. Size class 1 to 4 employees includes establishments having payroll, but no employees, during mid-March pay period. For meaning of abbreviations and symbols, see introductory text. For explanation of terms, see Appendix A. For statement on reliability, see the note at the end of the table and Appendix C]

NAICS code	Geography, kind of business, and employment size class	Establishments (number)	Paid employees for pay period including March 12 (number)	First-quarter payroll (\$1,000)	Annual payroll (\$1,000)
31-33	PASSAIC—Con.				
	Manufacturing—Con.				
337	Furniture and related product manufacturing—Con.				
3371	Household and institutional furniture and kitchen cabinet manufacturing				
	All establishments	51	634	4 897	19 668
	Establishments with 1 to 4 employees	27	X	X	X
	Establishments with 5 to 9 employees	6	X	X	X
	Establishments with 10 to 19 employees	7	X	X	X
	Establishments with 20 to 49 employees	9	X	X	X
	Establishments with 50 to 99 employees	1	X	X	X
	Establishments with 100 to 249 employees	1	X	X	X
	Establishments with 250 to 499 employees	—	X	X	X
	Establishments with 500 to 999 employees	—	X	X	X
	Establishments with 1,000 employees or more	—	X	X	X
33711	Wood kitchen cabinet and countertop manufacturing				
	All establishments	30	316	2 293	9 474
	Establishments with 1 to 4 employees	17	X	X	X
	Establishments with 5 to 9 employees	4	X	X	X
	Establishments with 10 to 19 employees	4	X	X	X
	Establishments with 20 to 49 employees	4	X	X	X
	Establishments with 50 to 99 employees	—	X	X	X
	Establishments with 100 to 249 employees	1	X	X	X
	Establishments with 250 to 499 employees	—	X	X	X
	Establishments with 500 to 999 employees	—	X	X	X
	Establishments with 1,000 employees or more	—	X	X	X
337110	Wood kitchen cabinet and countertop manufacturing				
	All establishments	30	316	2 293	9 474
	Establishments with 1 to 4 employees	17	X	X	X
	Establishments with 5 to 9 employees	4	X	X	X
	Establishments with 10 to 19 employees	4	X	X	X
	Establishments with 20 to 49 employees	4	X	X	X
	Establishments with 50 to 99 employees	—	X	X	X
	Establishments with 100 to 249 employees	1	X	X	X
	Establishments with 250 to 499 employees	—	X	X	X
	Establishments with 500 to 999 employees	—	X	X	X
	Establishments with 1,000 employees or more	—	X	X	X
33712	Household and institutional furniture manufacturing				
	All establishments	21	318	2 604	10 194
	Establishments with 1 to 4 employees	10	X	X	X
	Establishments with 5 to 9 employees	2	X	X	X
	Establishments with 10 to 19 employees	3	X	X	X
	Establishments with 20 to 49 employees	5	X	X	X
	Establishments with 50 to 99 employees	1	X	X	X
	Establishments with 100 to 249 employees	—	X	X	X
	Establishments with 250 to 499 employees	—	X	X	X
	Establishments with 500 to 999 employees	—	X	X	X
	Establishments with 1,000 employees or more	—	X	X	X
337121	Upholstered household furniture manufacturing				
	All establishments	4	145	1 160	4 821
	Establishments with 1 to 4 employees	—	X	X	X
	Establishments with 5 to 9 employees	—	X	X	X
	Establishments with 10 to 19 employees	1	X	X	X
	Establishments with 20 to 49 employees	2	X	X	X
	Establishments with 50 to 99 employees	1	X	X	X
	Establishments with 100 to 249 employees	—	X	X	X
	Establishments with 250 to 499 employees	—	X	X	X
	Establishments with 500 to 999 employees	—	X	X	X
	Establishments with 1,000 employees or more	—	X	X	X
337127	Institutional furniture manufacturing				
	All establishments	4	114	1 000	3 307
	Establishments with 1 to 4 employees	1	X	X	X
	Establishments with 5 to 9 employees	—	X	X	X
	Establishments with 10 to 19 employees	—	X	X	X
	Establishments with 20 to 49 employees	3	X	X	X
	Establishments with 50 to 99 employees	—	X	X	X
	Establishments with 100 to 249 employees	—	X	X	X
	Establishments with 250 to 499 employees	—	X	X	X
	Establishments with 500 to 999 employees	—	X	X	X
	Establishments with 1,000 employees or more	—	X	X	X
3379	Other furniture related product manufacturing				
	All establishments	6	e	D	D
	Establishments with 1 to 4 employees	1	X	X	X
	Establishments with 5 to 9 employees	1	X	X	X
	Establishments with 10 to 19 employees	2	X	X	X
	Establishments with 20 to 49 employees	1	X	X	X
	Establishments with 50 to 99 employees	—	X	X	X
	Establishments with 100 to 249 employees	—	X	X	X
	Establishments with 250 to 499 employees	1	X	X	X
	Establishments with 500 to 999 employees	—	X	X	X
	Establishments with 1,000 employees or more	—	X	X	X

See footnotes at end of table.

Table 5. Establishments, Employees, and Payroll by Industry and Employment Size of Establishments by County: 2004—Con.

[Excludes most government employees, railroad employees, and self-employed persons. Size class 1 to 4 employees includes establishments having payroll, but no employees, during mid-March pay period. For meaning of abbreviations and symbols, see introductory text. For explanation of terms, see Appendix A. For statement on reliability, see the note at the end of the table and Appendix C]

NAICS code	Geography, kind of business, and employment size class	Establishments (number)	Paid employees for pay period including March 12 (number)	First-quarter payroll (\$1,000)	Annual payroll (\$1,000)
31-33	PASSAIC—Con.				
	Manufacturing—Con.				
337	Furniture and related product manufacturing—Con.				
3379	Other furniture related product manufacturing—Con.				
33791	Mattress manufacturing				
	All establishments	4	385	2 774	11 802
	Establishments with 1 to 4 employees	1	X	X	X
	Establishments with 5 to 9 employees	—	X	X	X
	Establishments with 10 to 19 employees	1	X	X	X
	Establishments with 20 to 49 employees	1	X	X	X
	Establishments with 50 to 99 employees	—	X	X	X
	Establishments with 100 to 249 employees	—	X	X	X
	Establishments with 250 to 499 employees	1	X	X	X
	Establishments with 500 to 999 employees	—	X	X	X
	Establishments with 1,000 employees or more	—	X	X	X
337910	Mattress manufacturing				
	All establishments	4	385	2 774	11 802
	Establishments with 1 to 4 employees	1	X	X	X
	Establishments with 5 to 9 employees	—	X	X	X
	Establishments with 10 to 19 employees	1	X	X	X
	Establishments with 20 to 49 employees	1	X	X	X
	Establishments with 50 to 99 employees	—	X	X	X
	Establishments with 100 to 249 employees	—	X	X	X
	Establishments with 250 to 499 employees	1	X	X	X
	Establishments with 500 to 999 employees	—	X	X	X
	Establishments with 1,000 employees or more	—	X	X	X
339	Miscellaneous manufacturing				
	All establishments	79	1 814	18 833	72 378
	Establishments with 1 to 4 employees	28	X	X	X
	Establishments with 5 to 9 employees	15	X	X	X
	Establishments with 10 to 19 employees	14	X	X	X
	Establishments with 20 to 49 employees	14	X	X	X
	Establishments with 50 to 99 employees	5	X	X	X
	Establishments with 100 to 249 employees	2	X	X	X
	Establishments with 250 to 499 employees	1	X	X	X
	Establishments with 500 to 999 employees	—	X	X	X
	Establishments with 1,000 employees or more	—	X	X	X
3391	Medical equipment and supplies manufacturing				
	All establishments	29	802	11 082	41 452
	Establishments with 1 to 4 employees	18	X	X	X
	Establishments with 5 to 9 employees	4	X	X	X
	Establishments with 10 to 19 employees	2	X	X	X
	Establishments with 20 to 49 employees	2	X	X	X
	Establishments with 50 to 99 employees	—	X	X	X
	Establishments with 100 to 249 employees	2	X	X	X
	Establishments with 250 to 499 employees	1	X	X	X
	Establishments with 500 to 999 employees	—	X	X	X
	Establishments with 1,000 employees or more	—	X	X	X
33911	Medical equipment and supplies manufacturing				
	All establishments	29	802	11 082	41 452
	Establishments with 1 to 4 employees	18	X	X	X
	Establishments with 5 to 9 employees	4	X	X	X
	Establishments with 10 to 19 employees	2	X	X	X
	Establishments with 20 to 49 employees	2	X	X	X
	Establishments with 50 to 99 employees	—	X	X	X
	Establishments with 100 to 249 employees	2	X	X	X
	Establishments with 250 to 499 employees	1	X	X	X
	Establishments with 500 to 999 employees	—	X	X	X
	Establishments with 1,000 employees or more	—	X	X	X
339112	Surgical and medical instrument manufacturing				
	All establishments	3	e	D	D
	Establishments with 1 to 4 employees	2	X	X	X
	Establishments with 5 to 9 employees	—	X	X	X
	Establishments with 10 to 19 employees	—	X	X	X
	Establishments with 20 to 49 employees	—	X	X	X
	Establishments with 50 to 99 employees	—	X	X	X
	Establishments with 100 to 249 employees	—	X	X	X
	Establishments with 250 to 499 employees	1	X	X	X
	Establishments with 500 to 999 employees	—	X	X	X
	Establishments with 1,000 employees or more	—	X	X	X
339113	Surgical appliance and supplies manufacturing				
	All establishments	5	413	8 126	27 454
	Establishments with 1 to 4 employees	1	X	X	X
	Establishments with 5 to 9 employees	—	X	X	X
	Establishments with 10 to 19 employees	—	X	X	X
	Establishments with 20 to 49 employees	2	X	X	X
	Establishments with 50 to 99 employees	—	X	X	X
	Establishments with 100 to 249 employees	2	X	X	X
	Establishments with 250 to 499 employees	—	X	X	X
	Establishments with 500 to 999 employees	—	X	X	X
	Establishments with 1,000 employees or more	—	X	X	X

See footnotes at end of table.

Table 5. Establishments, Employees, and Payroll by Industry and Employment Size of Establishments by County: 2004—Con.

[Excludes most government employees, railroad employees, and self-employed persons. Size class 1 to 4 employees includes establishments having payroll, but no employees, during mid-March pay period. For meaning of abbreviations and symbols, see introductory text. For explanation of terms, see Appendix A. For statement on reliability, see the note at the end of the table and Appendix C]

NAICS code	Geography, kind of business, and employment size class	Establishments (number)	Paid employees for pay period including March 12 (number)	First-quarter payroll (\$1,000)	Annual payroll (\$1,000)
	PASSAIC—Con.				
31-33	Manufacturing—Con.				
339	Miscellaneous manufacturing—Con.				
3399	Other miscellaneous manufacturing				
	All establishments	50	1 012	7 751	30 926
	Establishments with 1 to 4 employees	10	X	X	X
	Establishments with 5 to 9 employees	11	X	X	X
	Establishments with 10 to 19 employees	12	X	X	X
	Establishments with 20 to 49 employees	12	X	X	X
	Establishments with 50 to 99 employees	5	X	X	X
	Establishments with 100 to 249 employees	—	X	X	X
	Establishments with 250 to 499 employees	—	X	X	X
	Establishments with 500 to 999 employees	—	X	X	X
	Establishments with 1,000 employees or more	—	X	X	X
33995	Sign manufacturing				
	All establishments	15	344	2 484	10 241
	Establishments with 1 to 4 employees	5	X	X	X
	Establishments with 5 to 9 employees	3	X	X	X
	Establishments with 10 to 19 employees	1	X	X	X
	Establishments with 20 to 49 employees	4	X	X	X
	Establishments with 50 to 99 employees	2	X	X	X
	Establishments with 100 to 249 employees	—	X	X	X
	Establishments with 250 to 499 employees	—	X	X	X
	Establishments with 500 to 999 employees	—	X	X	X
	Establishments with 1,000 employees or more	—	X	X	X
339950	Sign manufacturing				
	All establishments	15	344	2 484	10 241
	Establishments with 1 to 4 employees	5	X	X	X
	Establishments with 5 to 9 employees	3	X	X	X
	Establishments with 10 to 19 employees	1	X	X	X
	Establishments with 20 to 49 employees	4	X	X	X
	Establishments with 50 to 99 employees	2	X	X	X
	Establishments with 100 to 249 employees	—	X	X	X
	Establishments with 250 to 499 employees	—	X	X	X
	Establishments with 500 to 999 employees	—	X	X	X
	Establishments with 1,000 employees or more	—	X	X	X
33999	All other miscellaneous manufacturing				
	All establishments	27	530	3 847	15 027
	Establishments with 1 to 4 employees	2	X	X	X
	Establishments with 5 to 9 employees	8	X	X	X
	Establishments with 10 to 19 employees	8	X	X	X
	Establishments with 20 to 49 employees	7	X	X	X
	Establishments with 50 to 99 employees	2	X	X	X
	Establishments with 100 to 249 employees	—	X	X	X
	Establishments with 250 to 499 employees	—	X	X	X
	Establishments with 500 to 999 employees	—	X	X	X
	Establishments with 1,000 employees or more	—	X	X	X
339991	Gasket, packing, and sealing device manufacturing				
	All establishments	3	103	787	1 312
	Establishments with 1 to 4 employees	—	X	X	X
	Establishments with 5 to 9 employees	1	X	X	X
	Establishments with 10 to 19 employees	1	X	X	X
	Establishments with 20 to 49 employees	—	X	X	X
	Establishments with 50 to 99 employees	1	X	X	X
	Establishments with 100 to 249 employees	—	X	X	X
	Establishments with 250 to 499 employees	—	X	X	X
	Establishments with 500 to 999 employees	—	X	X	X
	Establishments with 1,000 employees or more	—	X	X	X
339999	All other miscellaneous manufacturing				
	All establishments	20	389	2 708	11 868
	Establishments with 1 to 4 employees	1	X	X	X
	Establishments with 5 to 9 employees	6	X	X	X
	Establishments with 10 to 19 employees	5	X	X	X
	Establishments with 20 to 49 employees	7	X	X	X
	Establishments with 50 to 99 employees	1	X	X	X
	Establishments with 100 to 249 employees	—	X	X	X
	Establishments with 250 to 499 employees	—	X	X	X
	Establishments with 500 to 999 employees	—	X	X	X
	Establishments with 1,000 employees or more	—	X	X	X
42	Wholesale trade				
	All establishments	911	12 675	180 140	736 484
	Establishments with 1 to 4 employees	507	X	X	X
	Establishments with 5 to 9 employees	164	X	X	X
	Establishments with 10 to 19 employees	111	X	X	X
	Establishments with 20 to 49 employees	80	X	X	X
	Establishments with 50 to 99 employees	30	X	X	X
	Establishments with 100 to 249 employees	13	X	X	X
	Establishments with 250 to 499 employees	4	X	X	X
	Establishments with 500 to 999 employees	2	X	X	X
	Establishments with 1,000 employees or more	—	X	X	X

See footnotes at end of table.

Table 5. Establishments, Employees, and Payroll by Industry and Employment Size of Establishments by County: 2004—Con.

[Excludes most government employees, railroad employees, and self-employed persons. Size class 1 to 4 employees includes establishments having payroll, but no employees, during mid-March pay period. For meaning of abbreviations and symbols, see introductory text. For explanation of terms, see Appendix A. For statement on reliability, see the note at the end of the table and Appendix C]

NAICS code	Geography, kind of business, and employment size class	Establishments (number)	Paid employees for pay period including March 12 (number)	First-quarter payroll (\$1,000)	Annual payroll (\$1,000)
42	PASSAIC—Con.				
	Wholesale trade—Con.				
423	Durable goods merchant wholesalers				
	All establishments	446	5 788	68 002	299 268
	Establishments with 1 to 4 employees	233	X	X	X
	Establishments with 5 to 9 employees	89	X	X	X
	Establishments with 10 to 19 employees	59	X	X	X
	Establishments with 20 to 49 employees	40	X	X	X
	Establishments with 50 to 99 employees	17	X	X	X
	Establishments with 100 to 249 employees	6	X	X	X
	Establishments with 250 to 499 employees	1	X	X	X
	Establishments with 500 to 999 employees	1	X	X	X
	Establishments with 1,000 employees or more	—	X	X	X
4231	Motor vehicle and motor vehicle parts and supplies merchant wholesalers				
	All establishments	34	536	5 357	23 667
	Establishments with 1 to 4 employees	17	X	X	X
	Establishments with 5 to 9 employees	8	X	X	X
	Establishments with 10 to 19 employees	3	X	X	X
	Establishments with 20 to 49 employees	3	X	X	X
	Establishments with 50 to 99 employees	2	X	X	X
	Establishments with 100 to 249 employees	1	X	X	X
	Establishments with 250 to 499 employees	—	X	X	X
	Establishments with 500 to 999 employees	—	X	X	X
	Establishments with 1,000 employees or more	—	X	X	X
42312	Motor vehicle supplies and new parts merchant wholesalers				
	All establishments	19	340	2 983	12 934
	Establishments with 1 to 4 employees	11	X	X	X
	Establishments with 5 to 9 employees	4	X	X	X
	Establishments with 10 to 19 employees	—	X	X	X
	Establishments with 20 to 49 employees	2	X	X	X
	Establishments with 50 to 99 employees	1	X	X	X
	Establishments with 100 to 249 employees	1	X	X	X
	Establishments with 250 to 499 employees	—	X	X	X
	Establishments with 500 to 999 employees	—	X	X	X
	Establishments with 1,000 employees or more	—	X	X	X
423120	Motor vehicle supplies and new parts merchant wholesalers				
	All establishments	19	340	2 983	12 934
	Establishments with 1 to 4 employees	11	X	X	X
	Establishments with 5 to 9 employees	4	X	X	X
	Establishments with 10 to 19 employees	—	X	X	X
	Establishments with 20 to 49 employees	2	X	X	X
	Establishments with 50 to 99 employees	1	X	X	X
	Establishments with 100 to 249 employees	1	X	X	X
	Establishments with 250 to 499 employees	—	X	X	X
	Establishments with 500 to 999 employees	—	X	X	X
	Establishments with 1,000 employees or more	—	X	X	X
42313	Tire and tube merchant wholesalers				
	All establishments	5	112	1 483	6 787
	Establishments with 1 to 4 employees	1	X	X	X
	Establishments with 5 to 9 employees	2	X	X	X
	Establishments with 10 to 19 employees	1	X	X	X
	Establishments with 20 to 49 employees	—	X	X	X
	Establishments with 50 to 99 employees	1	X	X	X
	Establishments with 100 to 249 employees	—	X	X	X
	Establishments with 250 to 499 employees	—	X	X	X
	Establishments with 500 to 999 employees	—	X	X	X
	Establishments with 1,000 employees or more	—	X	X	X
423130	Tire and tube merchant wholesalers				
	All establishments	5	112	1 483	6 787
	Establishments with 1 to 4 employees	1	X	X	X
	Establishments with 5 to 9 employees	2	X	X	X
	Establishments with 10 to 19 employees	1	X	X	X
	Establishments with 20 to 49 employees	—	X	X	X
	Establishments with 50 to 99 employees	1	X	X	X
	Establishments with 100 to 249 employees	—	X	X	X
	Establishments with 250 to 499 employees	—	X	X	X
	Establishments with 500 to 999 employees	—	X	X	X
	Establishments with 1,000 employees or more	—	X	X	X
4232	Furniture and home furnishing merchant wholesalers				
	All establishments	34	641	7 140	30 956
	Establishments with 1 to 4 employees	18	X	X	X
	Establishments with 5 to 9 employees	7	X	X	X
	Establishments with 10 to 19 employees	3	X	X	X
	Establishments with 20 to 49 employees	3	X	X	X
	Establishments with 50 to 99 employees	1	X	X	X
	Establishments with 100 to 249 employees	1	X	X	X
	Establishments with 250 to 499 employees	1	X	X	X
	Establishments with 500 to 999 employees	—	X	X	X
	Establishments with 1,000 employees or more	—	X	X	X

See footnotes at end of table.

Table 5. Establishments, Employees, and Payroll by Industry and Employment Size of Establishments by County: 2004—Con.

[Excludes most government employees, railroad employees, and self-employed persons. Size class 1 to 4 employees includes establishments having payroll, but no employees, during mid-March pay period. For meaning of abbreviations and symbols, see introductory text. For explanation of terms, see Appendix A. For statement on reliability, see the note at the end of the table and Appendix C]

NAICS code	Geography, kind of business, and employment size class	Establishments (number)	Paid employees for pay period including March 12 (number)	First-quarter payroll (\$1,000)	Annual payroll (\$1,000)
42	PASSAIC—Con.				
	Wholesale trade—Con.				
423	Durable goods merchant wholesalers—Con.				
4232	Furniture and home furnishing merchant wholesalers—Con.				
42322	Home furnishing merchant wholesalers				
	All establishments	25	570	6 543	28 215
	Establishments with 1 to 4 employees	14	X	X	X
	Establishments with 5 to 9 employees	5	X	X	X
	Establishments with 10 to 19 employees	1	X	X	X
	Establishments with 20 to 49 employees	2	X	X	X
	Establishments with 50 to 99 employees	1	X	X	X
	Establishments with 100 to 249 employees	1	X	X	X
	Establishments with 250 to 499 employees	1	X	X	X
	Establishments with 500 to 999 employees	—	X	X	X
	Establishments with 1,000 employees or more	—	X	X	X
423220	Home furnishing merchant wholesalers				
	All establishments	25	570	6 543	28 215
	Establishments with 1 to 4 employees	14	X	X	X
	Establishments with 5 to 9 employees	5	X	X	X
	Establishments with 10 to 19 employees	1	X	X	X
	Establishments with 20 to 49 employees	2	X	X	X
	Establishments with 50 to 99 employees	1	X	X	X
	Establishments with 100 to 249 employees	1	X	X	X
	Establishments with 250 to 499 employees	1	X	X	X
	Establishments with 500 to 999 employees	—	X	X	X
	Establishments with 1,000 employees or more	—	X	X	X
4233	Lumber and other construction materials merchant wholesalers				
	All establishments	25	271	3 382	15 193
	Establishments with 1 to 4 employees	9	X	X	X
	Establishments with 5 to 9 employees	3	X	X	X
	Establishments with 10 to 19 employees	8	X	X	X
	Establishments with 20 to 49 employees	5	X	X	X
	Establishments with 50 to 99 employees	—	X	X	X
	Establishments with 100 to 249 employees	—	X	X	X
	Establishments with 250 to 499 employees	—	X	X	X
	Establishments with 500 to 999 employees	—	X	X	X
	Establishments with 1,000 employees or more	—	X	X	X
42331	Lumber, plywood, millwork, and wood panel merchant wholesalers				
	All establishments	10	114	1 429	6 004
	Establishments with 1 to 4 employees	5	X	X	X
	Establishments with 5 to 9 employees	1	X	X	X
	Establishments with 10 to 19 employees	1	X	X	X
	Establishments with 20 to 49 employees	3	X	X	X
	Establishments with 50 to 99 employees	—	X	X	X
	Establishments with 100 to 249 employees	—	X	X	X
	Establishments with 250 to 499 employees	—	X	X	X
	Establishments with 500 to 999 employees	—	X	X	X
	Establishments with 1,000 employees or more	—	X	X	X
423310	Lumber, plywood, millwork, and wood panel merchant wholesalers				
	All establishments	10	114	1 429	6 004
	Establishments with 1 to 4 employees	5	X	X	X
	Establishments with 5 to 9 employees	1	X	X	X
	Establishments with 10 to 19 employees	1	X	X	X
	Establishments with 20 to 49 employees	3	X	X	X
	Establishments with 50 to 99 employees	—	X	X	X
	Establishments with 100 to 249 employees	—	X	X	X
	Establishments with 250 to 499 employees	—	X	X	X
	Establishments with 500 to 999 employees	—	X	X	X
	Establishments with 1,000 employees or more	—	X	X	X
4234	Professional and commercial equipment and supplies merchant wholesalers				
	All establishments	71	974	12 223	54 477
	Establishments with 1 to 4 employees	36	X	X	X
	Establishments with 5 to 9 employees	13	X	X	X
	Establishments with 10 to 19 employees	10	X	X	X
	Establishments with 20 to 49 employees	6	X	X	X
	Establishments with 50 to 99 employees	4	X	X	X
	Establishments with 100 to 249 employees	2	X	X	X
	Establishments with 250 to 499 employees	—	X	X	X
	Establishments with 500 to 999 employees	—	X	X	X
	Establishments with 1,000 employees or more	—	X	X	X
42341	Photographic equipment and supplies merchant wholesalers				
	All establishments	4	c	D	D
	Establishments with 1 to 4 employees	2	X	X	X
	Establishments with 5 to 9 employees	1	X	X	X
	Establishments with 10 to 19 employees	—	X	X	X
	Establishments with 20 to 49 employees	—	X	X	X
	Establishments with 50 to 99 employees	—	X	X	X
	Establishments with 100 to 249 employees	1	X	X	X
	Establishments with 250 to 499 employees	—	X	X	X
	Establishments with 500 to 999 employees	—	X	X	X
	Establishments with 1,000 employees or more	—	X	X	X

See footnotes at end of table.

Table 5. Establishments, Employees, and Payroll by Industry and Employment Size of Establishments by County: 2004—Con.

[Excludes most government employees, railroad employees, and self-employed persons. Size class 1 to 4 employees includes establishments having payroll, but no employees, during mid-March pay period. For meaning of abbreviations and symbols, see introductory text. For explanation of terms, see Appendix A. For statement on reliability, see the note at the end of the table and Appendix C]

NAICS code	Geography, kind of business, and employment size class	Establishments (number)	Paid employees for pay period including March 12 (number)	First-quarter payroll (\$1,000)	Annual payroll (\$1,000)
42	PASSAIC—Con.				
	Wholesale trade—Con.				
423	Durable goods merchant wholesalers—Con.				
4234	Professional and commercial equipment and supplies merchant wholesalers—Con.				
42341	Photographic equipment and supplies merchant wholesalers—Con.				
423410	Photographic equipment and supplies merchant wholesalers				
	All establishments	4	c	D	D
	Establishments with 1 to 4 employees	2	X	X	X
	Establishments with 5 to 9 employees	1	X	X	X
	Establishments with 10 to 19 employees	—	X	X	X
	Establishments with 20 to 49 employees	—	X	X	X
	Establishments with 50 to 99 employees	—	X	X	X
	Establishments with 100 to 249 employees	1	X	X	X
	Establishments with 250 to 499 employees	—	X	X	X
	Establishments with 500 to 999 employees	—	X	X	X
	Establishments with 1,000 employees or more	—	X	X	X
42342	Office equipment merchant wholesalers				
	All establishments	13	188	2 433	10 145
	Establishments with 1 to 4 employees	5	X	X	X
	Establishments with 5 to 9 employees	3	X	X	X
	Establishments with 10 to 19 employees	3	X	X	X
	Establishments with 20 to 49 employees	—	X	X	X
	Establishments with 50 to 99 employees	2	X	X	X
	Establishments with 100 to 249 employees	—	X	X	X
	Establishments with 250 to 499 employees	—	X	X	X
	Establishments with 500 to 999 employees	—	X	X	X
	Establishments with 1,000 employees or more	—	X	X	X
423420	Office equipment merchant wholesalers				
	All establishments	13	188	2 433	10 145
	Establishments with 1 to 4 employees	5	X	X	X
	Establishments with 5 to 9 employees	3	X	X	X
	Establishments with 10 to 19 employees	3	X	X	X
	Establishments with 20 to 49 employees	—	X	X	X
	Establishments with 50 to 99 employees	2	X	X	X
	Establishments with 100 to 249 employees	—	X	X	X
	Establishments with 250 to 499 employees	—	X	X	X
	Establishments with 500 to 999 employees	—	X	X	X
	Establishments with 1,000 employees or more	—	X	X	X
42343	Computer and computer peripheral equipment and software merchant wholesalers				
	All establishments	13	131	955	3 512
	Establishments with 1 to 4 employees	7	X	X	X
	Establishments with 5 to 9 employees	3	X	X	X
	Establishments with 10 to 19 employees	1	X	X	X
	Establishments with 20 to 49 employees	2	X	X	X
	Establishments with 50 to 99 employees	—	X	X	X
	Establishments with 100 to 249 employees	—	X	X	X
	Establishments with 250 to 499 employees	—	X	X	X
	Establishments with 500 to 999 employees	—	X	X	X
	Establishments with 1,000 employees or more	—	X	X	X
423430	Computer and computer peripheral equipment and software merchant wholesalers				
	All establishments	13	131	955	3 512
	Establishments with 1 to 4 employees	7	X	X	X
	Establishments with 5 to 9 employees	3	X	X	X
	Establishments with 10 to 19 employees	1	X	X	X
	Establishments with 20 to 49 employees	2	X	X	X
	Establishments with 50 to 99 employees	—	X	X	X
	Establishments with 100 to 249 employees	—	X	X	X
	Establishments with 250 to 499 employees	—	X	X	X
	Establishments with 500 to 999 employees	—	X	X	X
	Establishments with 1,000 employees or more	—	X	X	X
42345	Medical, dental, and hospital equipment and supplies merchant wholesalers				
	All establishments	22	423	6 046	27 191
	Establishments with 1 to 4 employees	12	X	X	X
	Establishments with 5 to 9 employees	1	X	X	X
	Establishments with 10 to 19 employees	2	X	X	X
	Establishments with 20 to 49 employees	4	X	X	X
	Establishments with 50 to 99 employees	2	X	X	X
	Establishments with 100 to 249 employees	1	X	X	X
	Establishments with 250 to 499 employees	—	X	X	X
	Establishments with 500 to 999 employees	—	X	X	X
	Establishments with 1,000 employees or more	—	X	X	X

See footnotes at end of table.

Table 5. Establishments, Employees, and Payroll by Industry and Employment Size of Establishments by County: 2004—Con.

[Excludes most government employees, railroad employees, and self-employed persons. Size class 1 to 4 employees includes establishments having payroll, but no employees, during mid-March pay period. For meaning of abbreviations and symbols, see introductory text. For explanation of terms, see Appendix A. For statement on reliability, see the note at the end of the table and Appendix C]

NAICS code	Geography, kind of business, and employment size class	Establishments (number)	Paid employees for pay period including March 12 (number)	First-quarter payroll (\$1,000)	Annual payroll (\$1,000)
	PASSAIC—Con.				
42	Wholesale trade—Con.				
423	Durable goods merchant wholesalers—Con.				
4234	Professional and commercial equipment and supplies merchant wholesalers—Con.				
42345	Medical, dental, and hospital equipment and supplies merchant wholesalers—Con.				
423450	Medical, dental, and hospital equipment and supplies merchant wholesalers				
	All establishments	22	423	6 046	27 191
	Establishments with 1 to 4 employees	12	X	X	X
	Establishments with 5 to 9 employees	1	X	X	X
	Establishments with 10 to 19 employees	2	X	X	X
	Establishments with 20 to 49 employees	4	X	X	X
	Establishments with 50 to 99 employees	2	X	X	X
	Establishments with 100 to 249 employees	1	X	X	X
	Establishments with 250 to 499 employees	—	X	X	X
	Establishments with 500 to 999 employees	—	X	X	X
	Establishments with 1,000 employees or more	—	X	X	X
4235	Metal and mineral (except petroleum) merchant wholesalers				
	All establishments	25	261	3 006	15 455
	Establishments with 1 to 4 employees	15	X	X	X
	Establishments with 5 to 9 employees	5	X	X	X
	Establishments with 10 to 19 employees	—	X	X	X
	Establishments with 20 to 49 employees	3	X	X	X
	Establishments with 50 to 99 employees	2	X	X	X
	Establishments with 100 to 249 employees	—	X	X	X
	Establishments with 250 to 499 employees	—	X	X	X
	Establishments with 500 to 999 employees	—	X	X	X
	Establishments with 1,000 employees or more	—	X	X	X
42351	Metal service centers and other metal merchant wholesalers				
	All establishments	24	e	D	D
	Establishments with 1 to 4 employees	14	X	X	X
	Establishments with 5 to 9 employees	5	X	X	X
	Establishments with 10 to 19 employees	—	X	X	X
	Establishments with 20 to 49 employees	3	X	X	X
	Establishments with 50 to 99 employees	2	X	X	X
	Establishments with 100 to 249 employees	—	X	X	X
	Establishments with 250 to 499 employees	—	X	X	X
	Establishments with 500 to 999 employees	—	X	X	X
	Establishments with 1,000 employees or more	—	X	X	X
423510	Metal service centers and other metal merchant wholesalers				
	All establishments	24	e	D	D
	Establishments with 1 to 4 employees	14	X	X	X
	Establishments with 5 to 9 employees	5	X	X	X
	Establishments with 10 to 19 employees	—	X	X	X
	Establishments with 20 to 49 employees	3	X	X	X
	Establishments with 50 to 99 employees	2	X	X	X
	Establishments with 100 to 249 employees	—	X	X	X
	Establishments with 250 to 499 employees	—	X	X	X
	Establishments with 500 to 999 employees	—	X	X	X
	Establishments with 1,000 employees or more	—	X	X	X
4236	Electrical and electronic goods merchant wholesalers				
	All establishments	60	1 265	16 425	70 466
	Establishments with 1 to 4 employees	29	X	X	X
	Establishments with 5 to 9 employees	12	X	X	X
	Establishments with 10 to 19 employees	10	X	X	X
	Establishments with 20 to 49 employees	6	X	X	X
	Establishments with 50 to 99 employees	1	X	X	X
	Establishments with 100 to 249 employees	1	X	X	X
	Establishments with 250 to 499 employees	—	X	X	X
	Establishments with 500 to 999 employees	1	X	X	X
	Establishments with 1,000 employees or more	—	X	X	X
42361	Electrical apparatus and equipment, wiring supplies, and related equipment merchant wholesalers				
	All establishments	29	e	D	D
	Establishments with 1 to 4 employees	12	X	X	X
	Establishments with 5 to 9 employees	7	X	X	X
	Establishments with 10 to 19 employees	7	X	X	X
	Establishments with 20 to 49 employees	2	X	X	X
	Establishments with 50 to 99 employees	1	X	X	X
	Establishments with 100 to 249 employees	—	X	X	X
	Establishments with 250 to 499 employees	—	X	X	X
	Establishments with 500 to 999 employees	—	X	X	X
	Establishments with 1,000 employees or more	—	X	X	X

See footnotes at end of table.

Table 5. Establishments, Employees, and Payroll by Industry and Employment Size of Establishments by County: 2004—Con.

[Excludes most government employees, railroad employees, and self-employed persons. Size class 1 to 4 employees includes establishments having payroll, but no employees, during mid-March pay period. For meaning of abbreviations and symbols, see introductory text. For explanation of terms, see Appendix A. For statement on reliability, see the note at the end of the table and Appendix C]

NAICS code	Geography, kind of business, and employment size class	Establishments (number)	Paid employees for pay period including March 12 (number)	First-quarter payroll (\$1,000)	Annual payroll (\$1,000)
42	PASSAIC—Con.				
	Wholesale trade—Con.				
423	Durable goods merchant wholesalers—Con.				
4236	Electrical and electronic goods merchant wholesalers—Con.				
42361	Electrical apparatus and equipment, wiring supplies, and related equipment merchant wholesalers—Con.				
423610	Electrical apparatus and equipment, wiring supplies, and related equipment merchant wholesalers				
	All establishments	29	e	D	D
	Establishments with 1 to 4 employees	12	x	X	X
	Establishments with 5 to 9 employees	7	X	X	X
	Establishments with 10 to 19 employees	7	X	X	X
	Establishments with 20 to 49 employees	2	X	X	X
	Establishments with 50 to 99 employees	1	X	X	X
	Establishments with 100 to 249 employees	—	X	X	X
	Establishments with 250 to 499 employees	—	X	X	X
	Establishments with 500 to 999 employees	—	X	X	X
	Establishments with 1,000 employees or more	—	X	X	X
42362	Electrical and electronic appliance, television, and radio set merchant wholesalers				
	All establishments	5	c	D	D
	Establishments with 1 to 4 employees	2	X	X	X
	Establishments with 5 to 9 employees	1	X	X	X
	Establishments with 10 to 19 employees	1	X	X	X
	Establishments with 20 to 49 employees	—	X	X	X
	Establishments with 50 to 99 employees	—	X	X	X
	Establishments with 100 to 249 employees	1	X	X	X
	Establishments with 250 to 499 employees	—	X	X	X
	Establishments with 500 to 999 employees	—	X	X	X
	Establishments with 1,000 employees or more	—	X	X	X
423620	Electrical and electronic appliance, television, and radio set merchant wholesalers				
	All establishments	5	c	D	D
	Establishments with 1 to 4 employees	2	X	X	X
	Establishments with 5 to 9 employees	1	X	X	X
	Establishments with 10 to 19 employees	1	X	X	X
	Establishments with 20 to 49 employees	—	X	X	X
	Establishments with 50 to 99 employees	—	X	X	X
	Establishments with 100 to 249 employees	1	X	X	X
	Establishments with 250 to 499 employees	—	X	X	X
	Establishments with 500 to 999 employees	—	X	X	X
	Establishments with 1,000 employees or more	—	X	X	X
42369	Other electronic parts and equipment merchant wholesalers				
	All establishments	26	736	8 674	34 394
	Establishments with 1 to 4 employees	15	X	X	X
	Establishments with 5 to 9 employees	4	X	X	X
	Establishments with 10 to 19 employees	2	X	X	X
	Establishments with 20 to 49 employees	4	X	X	X
	Establishments with 50 to 99 employees	—	X	X	X
	Establishments with 100 to 249 employees	—	X	X	X
	Establishments with 250 to 499 employees	—	X	X	X
	Establishments with 500 to 999 employees	1	X	X	X
	Establishments with 1,000 employees or more	—	X	X	X
423690	Other electronic parts and equipment merchant wholesalers				
	All establishments	26	736	8 674	34 394
	Establishments with 1 to 4 employees	15	X	X	X
	Establishments with 5 to 9 employees	4	X	X	X
	Establishments with 10 to 19 employees	2	X	X	X
	Establishments with 20 to 49 employees	4	X	X	X
	Establishments with 50 to 99 employees	—	X	X	X
	Establishments with 100 to 249 employees	—	X	X	X
	Establishments with 250 to 499 employees	—	X	X	X
	Establishments with 500 to 999 employees	1	X	X	X
	Establishments with 1,000 employees or more	—	X	X	X
4237	Hardware, and plumbing and heating equipment and supplies merchant wholesalers				
	All establishments	34	520	5 891	25 296
	Establishments with 1 to 4 employees	14	X	X	X
	Establishments with 5 to 9 employees	9	X	X	X
	Establishments with 10 to 19 employees	4	X	X	X
	Establishments with 20 to 49 employees	4	X	X	X
	Establishments with 50 to 99 employees	2	X	X	X
	Establishments with 100 to 249 employees	1	X	X	X
	Establishments with 250 to 499 employees	—	X	X	X
	Establishments with 500 to 999 employees	—	X	X	X
	Establishments with 1,000 employees or more	—	X	X	X

See footnotes at end of table.

Table 5. Establishments, Employees, and Payroll by Industry and Employment Size of Establishments by County: 2004—Con.

[Excludes most government employees, railroad employees, and self-employed persons. Size class 1 to 4 employees includes establishments having payroll, but no employees, during mid-March pay period. For meaning of abbreviations and symbols, see introductory text. For explanation of terms, see Appendix A. For statement on reliability, see the note at the end of the table and Appendix C]

NAICS code	Geography, kind of business, and employment size class	Establishments (number)	Paid employees for pay period including March 12 (number)	First-quarter payroll (\$1,000)	Annual payroll (\$1,000)
	PASSAIC—Con.				
42	Wholesale trade—Con.				
423	Durable goods merchant wholesalers—Con.				
4237	Hardware, and plumbing and heating equipment and supplies merchant wholesalers—Con.				
42371	Hardware merchant wholesalers				
	All establishments	12	159	1 550	7 637
	Establishments with 1 to 4 employees	8	X	X	X
	Establishments with 5 to 9 employees	2	X	X	X
	Establishments with 10 to 19 employees	—	X	X	X
	Establishments with 20 to 49 employees	1	X	X	X
	Establishments with 50 to 99 employees	1	X	X	X
	Establishments with 100 to 249 employees	—	X	X	X
	Establishments with 250 to 499 employees	—	X	X	X
	Establishments with 500 to 999 employees	—	X	X	X
	Establishments with 1,000 employees or more	—	X	X	X
423710	Hardware merchant wholesalers				
	All establishments	12	159	1 550	7 637
	Establishments with 1 to 4 employees	8	X	X	X
	Establishments with 5 to 9 employees	2	X	X	X
	Establishments with 10 to 19 employees	—	X	X	X
	Establishments with 20 to 49 employees	1	X	X	X
	Establishments with 50 to 99 employees	1	X	X	X
	Establishments with 100 to 249 employees	—	X	X	X
	Establishments with 250 to 499 employees	—	X	X	X
	Establishments with 500 to 999 employees	—	X	X	X
	Establishments with 1,000 employees or more	—	X	X	X
42372	Plumbing and heating equipment and supplies (hydronics) merchant wholesalers				
	All establishments	12	240	3 000	11 926
	Establishments with 1 to 4 employees	5	X	X	X
	Establishments with 5 to 9 employees	3	X	X	X
	Establishments with 10 to 19 employees	2	X	X	X
	Establishments with 20 to 49 employees	—	X	X	X
	Establishments with 50 to 99 employees	1	X	X	X
	Establishments with 100 to 249 employees	1	X	X	X
	Establishments with 250 to 499 employees	—	X	X	X
	Establishments with 500 to 999 employees	—	X	X	X
	Establishments with 1,000 employees or more	—	X	X	X
423720	Plumbing and heating equipment and supplies (hydronics) merchant wholesalers				
	All establishments	12	240	3 000	11 926
	Establishments with 1 to 4 employees	5	X	X	X
	Establishments with 5 to 9 employees	3	X	X	X
	Establishments with 10 to 19 employees	2	X	X	X
	Establishments with 20 to 49 employees	—	X	X	X
	Establishments with 50 to 99 employees	1	X	X	X
	Establishments with 100 to 249 employees	1	X	X	X
	Establishments with 250 to 499 employees	—	X	X	X
	Establishments with 500 to 999 employees	—	X	X	X
	Establishments with 1,000 employees or more	—	X	X	X
42373	Warm air heating and air-conditioning equipment and supplies merchant wholesalers				
	All establishments	10	121	1 341	5 733
	Establishments with 1 to 4 employees	1	X	X	X
	Establishments with 5 to 9 employees	4	X	X	X
	Establishments with 10 to 19 employees	2	X	X	X
	Establishments with 20 to 49 employees	3	X	X	X
	Establishments with 50 to 99 employees	—	X	X	X
	Establishments with 100 to 249 employees	—	X	X	X
	Establishments with 250 to 499 employees	—	X	X	X
	Establishments with 500 to 999 employees	—	X	X	X
	Establishments with 1,000 employees or more	—	X	X	X
423730	Warm air heating and air-conditioning equipment and supplies merchant wholesalers				
	All establishments	10	121	1 341	5 733
	Establishments with 1 to 4 employees	1	X	X	X
	Establishments with 5 to 9 employees	4	X	X	X
	Establishments with 10 to 19 employees	2	X	X	X
	Establishments with 20 to 49 employees	3	X	X	X
	Establishments with 50 to 99 employees	—	X	X	X
	Establishments with 100 to 249 employees	—	X	X	X
	Establishments with 250 to 499 employees	—	X	X	X
	Establishments with 500 to 999 employees	—	X	X	X
	Establishments with 1,000 employees or more	—	X	X	X

See footnotes at end of table.

Table 5. Establishments, Employees, and Payroll by Industry and Employment Size of Establishments by County: 2004—Con.

[Excludes most government employees, railroad employees, and self-employed persons. Size class 1 to 4 employees includes establishments having payroll, but no employees, during mid-March pay period. For meaning of abbreviations and symbols, see introductory text. For explanation of terms, see Appendix A. For statement on reliability, see the note at the end of the table and Appendix C]

NAICS code	Geography, kind of business, and employment size class	Establishments (number)	Paid employees for pay period including March 12 (number)	First-quarter payroll (\$1,000)	Annual payroll (\$1,000)
	PASSAIC—Con.				
42	Wholesale trade—Con.				
423	Durable goods merchant wholesalers—Con.				
4238	Machinery, equipment, and supplies merchant wholesalers				
	All establishments	91	765	9 558	40 390
	Establishments with 1 to 4 employees	49	X	X	X
	Establishments with 5 to 9 employees	20	X	X	X
	Establishments with 10 to 19 employees	13	X	X	X
	Establishments with 20 to 49 employees	7	X	X	X
	Establishments with 50 to 99 employees	2	X	X	X
	Establishments with 100 to 249 employees	—	X	X	X
	Establishments with 250 to 499 employees	—	X	X	X
	Establishments with 500 to 999 employees	—	X	X	X
	Establishments with 1,000 employees or more	—	X	X	X
42383	Industrial machinery and equipment merchant wholesalers				
	All establishments	46	423	5 890	24 414
	Establishments with 1 to 4 employees	25	X	X	X
	Establishments with 5 to 9 employees	7	X	X	X
	Establishments with 10 to 19 employees	8	X	X	X
	Establishments with 20 to 49 employees	5	X	X	X
	Establishments with 50 to 99 employees	1	X	X	X
	Establishments with 100 to 249 employees	—	X	X	X
	Establishments with 250 to 499 employees	—	X	X	X
	Establishments with 500 to 999 employees	—	X	X	X
	Establishments with 1,000 employees or more	—	X	X	X
423830	Industrial machinery and equipment merchant wholesalers				
	All establishments	46	423	5 890	24 414
	Establishments with 1 to 4 employees	25	X	X	X
	Establishments with 5 to 9 employees	7	X	X	X
	Establishments with 10 to 19 employees	8	X	X	X
	Establishments with 20 to 49 employees	5	X	X	X
	Establishments with 50 to 99 employees	1	X	X	X
	Establishments with 100 to 249 employees	—	X	X	X
	Establishments with 250 to 499 employees	—	X	X	X
	Establishments with 500 to 999 employees	—	X	X	X
	Establishments with 1,000 employees or more	—	X	X	X
42384	Industrial supplies merchant wholesalers				
	All establishments	21	178	1 937	8 636
	Establishments with 1 to 4 employees	11	X	X	X
	Establishments with 5 to 9 employees	6	X	X	X
	Establishments with 10 to 19 employees	3	X	X	X
	Establishments with 20 to 49 employees	—	X	X	X
	Establishments with 50 to 99 employees	1	X	X	X
	Establishments with 100 to 249 employees	—	X	X	X
	Establishments with 250 to 499 employees	—	X	X	X
	Establishments with 500 to 999 employees	—	X	X	X
	Establishments with 1,000 employees or more	—	X	X	X
423840	Industrial supplies merchant wholesalers				
	All establishments	21	178	1 937	8 636
	Establishments with 1 to 4 employees	11	X	X	X
	Establishments with 5 to 9 employees	6	X	X	X
	Establishments with 10 to 19 employees	3	X	X	X
	Establishments with 20 to 49 employees	—	X	X	X
	Establishments with 50 to 99 employees	1	X	X	X
	Establishments with 100 to 249 employees	—	X	X	X
	Establishments with 250 to 499 employees	—	X	X	X
	Establishments with 500 to 999 employees	—	X	X	X
	Establishments with 1,000 employees or more	—	X	X	X
4239	Miscellaneous durable goods merchant wholesalers				
	All establishments	72	555	5 020	23 368
	Establishments with 1 to 4 employees	46	X	X	X
	Establishments with 5 to 9 employees	12	X	X	X
	Establishments with 10 to 19 employees	8	X	X	X
	Establishments with 20 to 49 employees	3	X	X	X
	Establishments with 50 to 99 employees	3	X	X	X
	Establishments with 100 to 249 employees	—	X	X	X
	Establishments with 250 to 499 employees	—	X	X	X
	Establishments with 500 to 999 employees	—	X	X	X
	Establishments with 1,000 employees or more	—	X	X	X
42393	Recyclable material merchant wholesalers				
	All establishments	14	218	1 919	8 645
	Establishments with 1 to 4 employees	6	X	X	X
	Establishments with 5 to 9 employees	2	X	X	X
	Establishments with 10 to 19 employees	3	X	X	X
	Establishments with 20 to 49 employees	1	X	X	X
	Establishments with 50 to 99 employees	2	X	X	X
	Establishments with 100 to 249 employees	—	X	X	X
	Establishments with 250 to 499 employees	—	X	X	X
	Establishments with 500 to 999 employees	—	X	X	X
	Establishments with 1,000 employees or more	—	X	X	X

See footnotes at end of table.

Table 5. Establishments, Employees, and Payroll by Industry and Employment Size of Establishments by County: 2004—Con.

[Excludes most government employees, railroad employees, and self-employed persons. Size class 1 to 4 employees includes establishments having payroll, but no employees, during mid-March pay period. For meaning of abbreviations and symbols, see introductory text. For explanation of terms, see Appendix A. For statement on reliability, see the note at the end of the table and Appendix C]

NAICS code	Geography, kind of business, and employment size class	Establishments (number)	Paid employees for pay period including March 12 (number)	First-quarter payroll (\$1,000)	Annual payroll (\$1,000)
42	PASSAIC—Con.				
	Wholesale trade—Con.				
423	Durable goods merchant wholesalers—Con.				
4239	Miscellaneous durable goods merchant wholesalers—Con.				
42393	Recyclable material merchant wholesalers—Con.				
423930	Recyclable material merchant wholesalers				
	All establishments	14	218	1 919	8 645
	Establishments with 1 to 4 employees	6	X	X	X
	Establishments with 5 to 9 employees	2	X	X	X
	Establishments with 10 to 19 employees	3	X	X	X
	Establishments with 20 to 49 employees	1	X	X	X
	Establishments with 50 to 99 employees	2	X	X	X
	Establishments with 100 to 249 employees	—	X	X	X
	Establishments with 250 to 499 employees	—	X	X	X
	Establishments with 500 to 999 employees	—	X	X	X
	Establishments with 1,000 employees or more	—	X	X	X
42399	Other miscellaneous durable goods merchant wholesalers				
	All establishments	31	214	1 973	9 149
	Establishments with 1 to 4 employees	21	X	X	X
	Establishments with 5 to 9 employees	4	X	X	X
	Establishments with 10 to 19 employees	5	X	X	X
	Establishments with 20 to 49 employees	—	X	X	X
	Establishments with 50 to 99 employees	1	X	X	X
	Establishments with 100 to 249 employees	—	X	X	X
	Establishments with 250 to 499 employees	—	X	X	X
	Establishments with 500 to 999 employees	—	X	X	X
	Establishments with 1,000 employees or more	—	X	X	X
423990	Other miscellaneous durable goods merchant wholesalers				
	All establishments	31	214	1 973	9 149
	Establishments with 1 to 4 employees	21	X	X	X
	Establishments with 5 to 9 employees	4	X	X	X
	Establishments with 10 to 19 employees	5	X	X	X
	Establishments with 20 to 49 employees	—	X	X	X
	Establishments with 50 to 99 employees	1	X	X	X
	Establishments with 100 to 249 employees	—	X	X	X
	Establishments with 250 to 499 employees	—	X	X	X
	Establishments with 500 to 999 employees	—	X	X	X
	Establishments with 1,000 employees or more	—	X	X	X
424	Nondurable goods merchant wholesalers				
	All establishments	360	6 430	106 465	409 171
	Establishments with 1 to 4 employees	195	X	X	X
	Establishments with 5 to 9 employees	59	X	X	X
	Establishments with 10 to 19 employees	45	X	X	X
	Establishments with 20 to 49 employees	38	X	X	X
	Establishments with 50 to 99 employees	12	X	X	X
	Establishments with 100 to 249 employees	7	X	X	X
	Establishments with 250 to 499 employees	3	X	X	X
	Establishments with 500 to 999 employees	1	X	X	X
	Establishments with 1,000 employees or more	—	X	X	X
4241	Paper and paper product merchant wholesalers				
	All establishments	36	885	10 274	42 736
	Establishments with 1 to 4 employees	18	X	X	X
	Establishments with 5 to 9 employees	6	X	X	X
	Establishments with 10 to 19 employees	2	X	X	X
	Establishments with 20 to 49 employees	8	X	X	X
	Establishments with 50 to 99 employees	—	X	X	X
	Establishments with 100 to 249 employees	1	X	X	X
	Establishments with 250 to 499 employees	1	X	X	X
	Establishments with 500 to 999 employees	—	X	X	X
	Establishments with 1,000 employees or more	—	X	X	X
42412	Stationery and office supplies merchant wholesalers				
	All establishments	15	608	7 808	31 126
	Establishments with 1 to 4 employees	9	X	X	X
	Establishments with 5 to 9 employees	3	X	X	X
	Establishments with 10 to 19 employees	—	X	X	X
	Establishments with 20 to 49 employees	1	X	X	X
	Establishments with 50 to 99 employees	—	X	X	X
	Establishments with 100 to 249 employees	1	X	X	X
	Establishments with 250 to 499 employees	1	X	X	X
	Establishments with 500 to 999 employees	—	X	X	X
	Establishments with 1,000 employees or more	—	X	X	X
424120	Stationery and office supplies merchant wholesalers				
	All establishments	15	608	7 808	31 126
	Establishments with 1 to 4 employees	9	X	X	X
	Establishments with 5 to 9 employees	3	X	X	X
	Establishments with 10 to 19 employees	—	X	X	X
	Establishments with 20 to 49 employees	1	X	X	X
	Establishments with 50 to 99 employees	—	X	X	X
	Establishments with 100 to 249 employees	1	X	X	X
	Establishments with 250 to 499 employees	1	X	X	X
	Establishments with 500 to 999 employees	—	X	X	X
	Establishments with 1,000 employees or more	—	X	X	X

See footnotes at end of table.

Table 5. Establishments, Employees, and Payroll by Industry and Employment Size of Establishments by County: 2004—Con.

[Excludes most government employees, railroad employees, and self-employed persons. Size class 1 to 4 employees includes establishments having payroll, but no employees, during mid-March pay period. For meaning of abbreviations and symbols, see introductory text. For explanation of terms, see Appendix A. For statement on reliability, see the note at the end of the table and Appendix C]

NAICS code	Geography, kind of business, and employment size class	Establishments (number)	Paid employees for pay period including March 12 (number)	First-quarter payroll (\$1,000)	Annual payroll (\$1,000)
42	PASSAIC—Con.				
	Wholesale trade—Con.				
424	Nondurable goods merchant wholesalers—Con.				
4241	Paper and paper product merchant wholesalers—Con.				
42413	Industrial and personal service paper merchant wholesalers				
	All establishments	18	c	D	D
	Establishments with 1 to 4 employees	8	X	X	X
	Establishments with 5 to 9 employees	3	X	X	X
	Establishments with 10 to 19 employees	1	X	X	X
	Establishments with 20 to 49 employees	6	X	X	X
	Establishments with 50 to 99 employees	—	X	X	X
	Establishments with 100 to 249 employees	—	X	X	X
	Establishments with 250 to 499 employees	—	X	X	X
	Establishments with 500 to 999 employees	—	X	X	X
	Establishments with 1,000 employees or more	—	X	X	X
424130	Industrial and personal service paper merchant wholesalers				
	All establishments	18	c	D	D
	Establishments with 1 to 4 employees	8	X	X	X
	Establishments with 5 to 9 employees	3	X	X	X
	Establishments with 10 to 19 employees	1	X	X	X
	Establishments with 20 to 49 employees	6	X	X	X
	Establishments with 50 to 99 employees	—	X	X	X
	Establishments with 100 to 249 employees	—	X	X	X
	Establishments with 250 to 499 employees	—	X	X	X
	Establishments with 500 to 999 employees	—	X	X	X
	Establishments with 1,000 employees or more	—	X	X	X
4242	Drugs and druggists' sundries merchant wholesalers				
	All establishments	33	1 739	50 577	175 565
	Establishments with 1 to 4 employees	11	X	X	X
	Establishments with 5 to 9 employees	7	X	X	X
	Establishments with 10 to 19 employees	6	X	X	X
	Establishments with 20 to 49 employees	5	X	X	X
	Establishments with 50 to 99 employees	2	X	X	X
	Establishments with 100 to 249 employees	—	X	X	X
	Establishments with 250 to 499 employees	1	X	X	X
	Establishments with 500 to 999 employees	1	X	X	X
	Establishments with 1,000 employees or more	—	X	X	X
42421	Drugs and druggists' sundries merchant wholesalers				
	All establishments	33	1 739	50 577	175 565
	Establishments with 1 to 4 employees	11	X	X	X
	Establishments with 5 to 9 employees	7	X	X	X
	Establishments with 10 to 19 employees	6	X	X	X
	Establishments with 20 to 49 employees	5	X	X	X
	Establishments with 50 to 99 employees	2	X	X	X
	Establishments with 100 to 249 employees	—	X	X	X
	Establishments with 250 to 499 employees	1	X	X	X
	Establishments with 500 to 999 employees	1	X	X	X
	Establishments with 1,000 employees or more	—	X	X	X
424210	Drugs and druggists' sundries merchant wholesalers				
	All establishments	33	1 739	50 577	175 565
	Establishments with 1 to 4 employees	11	X	X	X
	Establishments with 5 to 9 employees	7	X	X	X
	Establishments with 10 to 19 employees	6	X	X	X
	Establishments with 20 to 49 employees	5	X	X	X
	Establishments with 50 to 99 employees	2	X	X	X
	Establishments with 100 to 249 employees	—	X	X	X
	Establishments with 250 to 499 employees	1	X	X	X
	Establishments with 500 to 999 employees	1	X	X	X
	Establishments with 1,000 employees or more	—	X	X	X
4243	Apparel, piece goods, and notions merchant wholesalers				
	All establishments	52	961	9 250	38 759
	Establishments with 1 to 4 employees	29	X	X	X
	Establishments with 5 to 9 employees	10	X	X	X
	Establishments with 10 to 19 employees	7	X	X	X
	Establishments with 20 to 49 employees	2	X	X	X
	Establishments with 50 to 99 employees	1	X	X	X
	Establishments with 100 to 249 employees	2	X	X	X
	Establishments with 250 to 499 employees	1	X	X	X
	Establishments with 500 to 999 employees	—	X	X	X
	Establishments with 1,000 employees or more	—	X	X	X
42431	Piece goods, notions, and other dry goods merchant wholesalers				
	All establishments	24	193	1 499	7 221
	Establishments with 1 to 4 employees	11	X	X	X
	Establishments with 5 to 9 employees	8	X	X	X
	Establishments with 10 to 19 employees	3	X	X	X
	Establishments with 20 to 49 employees	2	X	X	X
	Establishments with 50 to 99 employees	—	X	X	X
	Establishments with 100 to 249 employees	—	X	X	X
	Establishments with 250 to 499 employees	—	X	X	X
	Establishments with 500 to 999 employees	—	X	X	X
	Establishments with 1,000 employees or more	—	X	X	X

See footnotes at end of table.

Table 5. Establishments, Employees, and Payroll by Industry and Employment Size of Establishments by County: 2004—Con.

[Excludes most government employees, railroad employees, and self-employed persons. Size class 1 to 4 employees includes establishments having payroll, but no employees, during mid-March pay period. For meaning of abbreviations and symbols, see introductory text. For explanation of terms, see Appendix A. For statement on reliability, see the note at the end of the table and Appendix C]

NAICS code	Geography, kind of business, and employment size class	Establishments (number)	Paid employees for pay period including March 12 (number)	First-quarter payroll (\$1,000)	Annual payroll (\$1,000)
	PASSAIC—Con.				
42	Wholesale trade—Con.				
424	Nondurable goods merchant wholesalers—Con.				
4243	Apparel, piece goods, and notions merchant wholesalers—Con.				
42431	Piece goods, notions, and other dry goods merchant wholesalers—Con.				
424310	Piece goods, notions, and other dry goods merchant wholesalers				
	All establishments	24	193	1 499	7 221
	Establishments with 1 to 4 employees	11	X	X	X
	Establishments with 5 to 9 employees	8	X	X	X
	Establishments with 10 to 19 employees	3	X	X	X
	Establishments with 20 to 49 employees	2	X	X	X
	Establishments with 50 to 99 employees	—	X	X	X
	Establishments with 100 to 249 employees	—	X	X	X
	Establishments with 250 to 499 employees	—	X	X	X
	Establishments with 500 to 999 employees	—	X	X	X
	Establishments with 1,000 employees or more	—	X	X	X
42433	Women's, children's, and infants' clothing and accessories merchant wholesalers				
	All establishments	17	581	4 265	17 234
	Establishments with 1 to 4 employees	13	X	X	X
	Establishments with 5 to 9 employees	—	X	X	X
	Establishments with 10 to 19 employees	1	X	X	X
	Establishments with 20 to 49 employees	—	X	X	X
	Establishments with 50 to 99 employees	1	X	X	X
	Establishments with 100 to 249 employees	1	X	X	X
	Establishments with 250 to 499 employees	1	X	X	X
	Establishments with 500 to 999 employees	—	X	X	X
	Establishments with 1,000 employees or more	—	X	X	X
424330	Women's, children's, and infants' clothing and accessories merchant wholesalers				
	All establishments	17	581	4 265	17 234
	Establishments with 1 to 4 employees	13	X	X	X
	Establishments with 5 to 9 employees	—	X	X	X
	Establishments with 10 to 19 employees	1	X	X	X
	Establishments with 20 to 49 employees	—	X	X	X
	Establishments with 50 to 99 employees	1	X	X	X
	Establishments with 100 to 249 employees	1	X	X	X
	Establishments with 250 to 499 employees	1	X	X	X
	Establishments with 500 to 999 employees	—	X	X	X
	Establishments with 1,000 employees or more	—	X	X	X
42434	Footwear merchant wholesalers				
	All establishments	5	c	D	D
	Establishments with 1 to 4 employees	3	X	X	X
	Establishments with 5 to 9 employees	—	X	X	X
	Establishments with 10 to 19 employees	1	X	X	X
	Establishments with 20 to 49 employees	—	X	X	X
	Establishments with 50 to 99 employees	—	X	X	X
	Establishments with 100 to 249 employees	1	X	X	X
	Establishments with 250 to 499 employees	—	X	X	X
	Establishments with 500 to 999 employees	—	X	X	X
	Establishments with 1,000 employees or more	—	X	X	X
424340	Footwear merchant wholesalers				
	All establishments	5	c	D	D
	Establishments with 1 to 4 employees	3	X	X	X
	Establishments with 5 to 9 employees	—	X	X	X
	Establishments with 10 to 19 employees	1	X	X	X
	Establishments with 20 to 49 employees	—	X	X	X
	Establishments with 50 to 99 employees	—	X	X	X
	Establishments with 100 to 249 employees	1	X	X	X
	Establishments with 250 to 499 employees	—	X	X	X
	Establishments with 500 to 999 employees	—	X	X	X
	Establishments with 1,000 employees or more	—	X	X	X
4244	Grocery and related product merchant wholesalers				
	All establishments	97	1 477	12 844	55 333
	Establishments with 1 to 4 employees	49	X	X	X
	Establishments with 5 to 9 employees	16	X	X	X
	Establishments with 10 to 19 employees	11	X	X	X
	Establishments with 20 to 49 employees	12	X	X	X
	Establishments with 50 to 99 employees	7	X	X	X
	Establishments with 100 to 249 employees	2	X	X	X
	Establishments with 250 to 499 employees	—	X	X	X
	Establishments with 500 to 999 employees	—	X	X	X
	Establishments with 1,000 employees or more	—	X	X	X

See footnotes at end of table.

Table 5. Establishments, Employees, and Payroll by Industry and Employment Size of Establishments by County: 2004—Con.

[Excludes most government employees, railroad employees, and self-employed persons. Size class 1 to 4 employees includes establishments having payroll, but no employees, during mid-March pay period. For meaning of abbreviations and symbols, see introductory text. For explanation of terms, see Appendix A. For statement on reliability, see the note at the end of the table and Appendix C]

NAICS code	Geography, kind of business, and employment size class	Establishments (number)	Paid employees for pay period including March 12 (number)	First-quarter payroll (\$1,000)	Annual payroll (\$1,000)
42	PASSAIC—Con.				
	Wholesale trade—Con.				
424	Nondurable goods merchant wholesalers—Con.				
4244	Grocery and related product merchant wholesalers—Con.				
42443	Dairy product (except dried or canned) merchant wholesalers				
	All establishments	14	362	2 747	12 167
	Establishments with 1 to 4 employees	4	X	X	X
	Establishments with 5 to 9 employees	3	X	X	X
	Establishments with 10 to 19 employees	3	X	X	X
	Establishments with 20 to 49 employees	2	X	X	X
	Establishments with 50 to 99 employees	1	X	X	X
	Establishments with 100 to 249 employees	1	X	X	X
	Establishments with 250 to 499 employees	—	X	X	X
	Establishments with 500 to 999 employees	—	X	X	X
	Establishments with 1,000 employees or more	—	X	X	X
424430	Dairy product (except dried or canned) merchant wholesalers				
	All establishments	14	362	2 747	12 167
	Establishments with 1 to 4 employees	4	X	X	X
	Establishments with 5 to 9 employees	3	X	X	X
	Establishments with 10 to 19 employees	3	X	X	X
	Establishments with 20 to 49 employees	2	X	X	X
	Establishments with 50 to 99 employees	1	X	X	X
	Establishments with 100 to 249 employees	1	X	X	X
	Establishments with 250 to 499 employees	—	X	X	X
	Establishments with 500 to 999 employees	—	X	X	X
	Establishments with 1,000 employees or more	—	X	X	X
42447	Meat and meat product merchant wholesalers				
	All establishments	11	145	1 402	5 817
	Establishments with 1 to 4 employees	8	X	X	X
	Establishments with 5 to 9 employees	1	X	X	X
	Establishments with 10 to 19 employees	—	X	X	X
	Establishments with 20 to 49 employees	1	X	X	X
	Establishments with 50 to 99 employees	1	X	X	X
	Establishments with 100 to 249 employees	—	X	X	X
	Establishments with 250 to 499 employees	—	X	X	X
	Establishments with 500 to 999 employees	—	X	X	X
	Establishments with 1,000 employees or more	—	X	X	X
424470	Meat and meat product merchant wholesalers				
	All establishments	11	145	1 402	5 817
	Establishments with 1 to 4 employees	8	X	X	X
	Establishments with 5 to 9 employees	1	X	X	X
	Establishments with 10 to 19 employees	—	X	X	X
	Establishments with 20 to 49 employees	1	X	X	X
	Establishments with 50 to 99 employees	1	X	X	X
	Establishments with 100 to 249 employees	—	X	X	X
	Establishments with 250 to 499 employees	—	X	X	X
	Establishments with 500 to 999 employees	—	X	X	X
	Establishments with 1,000 employees or more	—	X	X	X
42449	Other grocery and related products merchant wholesalers				
	All establishments	42	744	6 727	29 078
	Establishments with 1 to 4 employees	17	X	X	X
	Establishments with 5 to 9 employees	8	X	X	X
	Establishments with 10 to 19 employees	4	X	X	X
	Establishments with 20 to 49 employees	8	X	X	X
	Establishments with 50 to 99 employees	4	X	X	X
	Establishments with 100 to 249 employees	1	X	X	X
	Establishments with 250 to 499 employees	—	X	X	X
	Establishments with 500 to 999 employees	—	X	X	X
	Establishments with 1,000 employees or more	—	X	X	X
424490	Other grocery and related products merchant wholesalers				
	All establishments	42	744	6 727	29 078
	Establishments with 1 to 4 employees	17	X	X	X
	Establishments with 5 to 9 employees	8	X	X	X
	Establishments with 10 to 19 employees	4	X	X	X
	Establishments with 20 to 49 employees	8	X	X	X
	Establishments with 50 to 99 employees	4	X	X	X
	Establishments with 100 to 249 employees	1	X	X	X
	Establishments with 250 to 499 employees	—	X	X	X
	Establishments with 500 to 999 employees	—	X	X	X
	Establishments with 1,000 employees or more	—	X	X	X
4246	Chemical and allied products merchant wholesalers				
	All establishments	43	e	D	D
	Establishments with 1 to 4 employees	27	X	X	X
	Establishments with 5 to 9 employees	8	X	X	X
	Establishments with 10 to 19 employees	5	X	X	X
	Establishments with 20 to 49 employees	2	X	X	X
	Establishments with 50 to 99 employees	1	X	X	X
	Establishments with 100 to 249 employees	—	X	X	X
	Establishments with 250 to 499 employees	—	X	X	X
	Establishments with 500 to 999 employees	—	X	X	X
	Establishments with 1,000 employees or more	—	X	X	X

See footnotes at end of table.

Table 5. Establishments, Employees, and Payroll by Industry and Employment Size of Establishments by County: 2004—Con.

[Excludes most government employees, railroad employees, and self-employed persons. Size class 1 to 4 employees includes establishments having payroll, but no employees, during mid-March pay period. For meaning of abbreviations and symbols, see introductory text. For explanation of terms, see Appendix A. For statement on reliability, see the note at the end of the table and Appendix C]

NAICS code	Geography, kind of business, and employment size class	Establishments (number)	Paid employees for pay period including March 12 (number)	First-quarter payroll (\$1,000)	Annual payroll (\$1,000)
42	PASSAIC—Con.				
	Wholesale trade—Con.				
424	Nondurable goods merchant wholesalers—Con.				
4246	Chemical and allied products merchant wholesalers—Con.				
42469	Other chemical and allied products merchant wholesalers				
	All establishments	31	220	2 750	12 373
	Establishments with 1 to 4 employees	20	X	X	X
	Establishments with 5 to 9 employees	5	X	X	X
	Establishments with 10 to 19 employees	3	X	X	X
	Establishments with 20 to 49 employees	2	X	X	X
	Establishments with 50 to 99 employees	1	X	X	X
	Establishments with 100 to 249 employees	—	X	X	X
	Establishments with 250 to 499 employees	—	X	X	X
	Establishments with 500 to 999 employees	—	X	X	X
	Establishments with 1,000 employees or more	—	X	X	X
424690	Other chemical and allied products merchant wholesalers				
	All establishments	31	220	2 750	12 373
	Establishments with 1 to 4 employees	20	X	X	X
	Establishments with 5 to 9 employees	5	X	X	X
	Establishments with 10 to 19 employees	3	X	X	X
	Establishments with 20 to 49 employees	2	X	X	X
	Establishments with 50 to 99 employees	1	X	X	X
	Establishments with 100 to 249 employees	—	X	X	X
	Establishments with 250 to 499 employees	—	X	X	X
	Establishments with 500 to 999 employees	—	X	X	X
	Establishments with 1,000 employees or more	—	X	X	X
4247	Petroleum and petroleum products merchant wholesalers				
	All establishments	6	c	D	D
	Establishments with 1 to 4 employees	3	X	X	X
	Establishments with 5 to 9 employees	1	X	X	X
	Establishments with 10 to 19 employees	—	X	X	X
	Establishments with 20 to 49 employees	1	X	X	X
	Establishments with 50 to 99 employees	—	X	X	X
	Establishments with 100 to 249 employees	1	X	X	X
	Establishments with 250 to 499 employees	—	X	X	X
	Establishments with 500 to 999 employees	—	X	X	X
	Establishments with 1,000 employees or more	—	X	X	X
42472	Petroleum and petroleum products merchant wholesalers (except bulk stations and terminals)				
	All establishments	3	c	D	D
	Establishments with 1 to 4 employees	2	X	X	X
	Establishments with 5 to 9 employees	—	X	X	X
	Establishments with 10 to 19 employees	—	X	X	X
	Establishments with 20 to 49 employees	—	X	X	X
	Establishments with 50 to 99 employees	—	X	X	X
	Establishments with 100 to 249 employees	1	X	X	X
	Establishments with 250 to 499 employees	—	X	X	X
	Establishments with 500 to 999 employees	—	X	X	X
	Establishments with 1,000 employees or more	—	X	X	X
424720	Petroleum and petroleum products merchant wholesalers (except bulk stations and terminals)				
	All establishments	3	c	D	D
	Establishments with 1 to 4 employees	2	X	X	X
	Establishments with 5 to 9 employees	—	X	X	X
	Establishments with 10 to 19 employees	—	X	X	X
	Establishments with 20 to 49 employees	—	X	X	X
	Establishments with 50 to 99 employees	—	X	X	X
	Establishments with 100 to 249 employees	1	X	X	X
	Establishments with 250 to 499 employees	—	X	X	X
	Establishments with 500 to 999 employees	—	X	X	X
	Establishments with 1,000 employees or more	—	X	X	X
4249	Miscellaneous nondurable goods merchant wholesalers				
	All establishments	89	854	10 832	49 826
	Establishments with 1 to 4 employees	55	X	X	X
	Establishments with 5 to 9 employees	10	X	X	X
	Establishments with 10 to 19 employees	14	X	X	X
	Establishments with 20 to 49 employees	8	X	X	X
	Establishments with 50 to 99 employees	1	X	X	X
	Establishments with 100 to 249 employees	1	X	X	X
	Establishments with 250 to 499 employees	—	X	X	X
	Establishments with 500 to 999 employees	—	X	X	X
	Establishments with 1,000 employees or more	—	X	X	X
42499	Other miscellaneous nondurable goods merchant wholesalers				
	All establishments	44	526	6 982	34 408
	Establishments with 1 to 4 employees	30	X	X	X
	Establishments with 5 to 9 employees	4	X	X	X
	Establishments with 10 to 19 employees	5	X	X	X
	Establishments with 20 to 49 employees	3	X	X	X
	Establishments with 50 to 99 employees	1	X	X	X
	Establishments with 100 to 249 employees	1	X	X	X
	Establishments with 250 to 499 employees	—	X	X	X
	Establishments with 500 to 999 employees	—	X	X	X

See footnotes at end of table.

Table 5. Establishments, Employees, and Payroll by Industry and Employment Size of Establishments by County: 2004—Con.

[Excludes most government employees, railroad employees, and self-employed persons. Size class 1 to 4 employees includes establishments having payroll, but no employees, during mid-March pay period. For meaning of abbreviations and symbols, see introductory text. For explanation of terms, see Appendix A. For statement on reliability, see the note at the end of the table and Appendix C]

NAICS code	Geography, kind of business, and employment size class	Establishments (number)	Paid employees for pay period including March 12 (number)	First-quarter payroll (\$1,000)	Annual payroll (\$1,000)
	PASSAIC—Con.				
42	Wholesale trade—Con.				
424	Nondurable goods merchant wholesalers—Con.				
4249	Miscellaneous nondurable goods merchant wholesalers—Con.				
42499	Other miscellaneous nondurable goods merchant wholesalers—Con.				
	All establishments—Con.				
	Establishments with 1,000 employees or more	—	X	X	X
424990	Other miscellaneous nondurable goods merchant wholesalers				
	All establishments	44	526	6 982	34 408
	Establishments with 1 to 4 employees	30	X	X	X
	Establishments with 5 to 9 employees	4	X	X	X
	Establishments with 10 to 19 employees	5	X	X	X
	Establishments with 20 to 49 employees	3	X	X	X
	Establishments with 50 to 99 employees	1	X	X	X
	Establishments with 100 to 249 employees	1	X	X	X
	Establishments with 250 to 499 employees	—	X	X	X
	Establishments with 500 to 999 employees	—	X	X	X
	Establishments with 1,000 employees or more	—	X	X	X
425	Wholesale electronic markets and agents and brokers				
	All establishments	105	457	5 673	28 045
	Establishments with 1 to 4 employees	79	X	X	X
	Establishments with 5 to 9 employees	16	X	X	X
	Establishments with 10 to 19 employees	7	X	X	X
	Establishments with 20 to 49 employees	2	X	X	X
	Establishments with 50 to 99 employees	1	X	X	X
	Establishments with 100 to 249 employees	—	X	X	X
	Establishments with 250 to 499 employees	—	X	X	X
	Establishments with 500 to 999 employees	—	X	X	X
	Establishments with 1,000 employees or more	—	X	X	X
4251	Wholesale electronic markets and agents and brokers				
	All establishments	105	457	5 673	28 045
	Establishments with 1 to 4 employees	79	X	X	X
	Establishments with 5 to 9 employees	16	X	X	X
	Establishments with 10 to 19 employees	7	X	X	X
	Establishments with 20 to 49 employees	2	X	X	X
	Establishments with 50 to 99 employees	1	X	X	X
	Establishments with 100 to 249 employees	—	X	X	X
	Establishments with 250 to 499 employees	—	X	X	X
	Establishments with 500 to 999 employees	—	X	X	X
	Establishments with 1,000 employees or more	—	X	X	X
42512	Wholesale trade agents and brokers				
	All establishments	102	454	5 643	27 882
	Establishments with 1 to 4 employees	76	X	X	X
	Establishments with 5 to 9 employees	16	X	X	X
	Establishments with 10 to 19 employees	7	X	X	X
	Establishments with 20 to 49 employees	2	X	X	X
	Establishments with 50 to 99 employees	1	X	X	X
	Establishments with 100 to 249 employees	—	X	X	X
	Establishments with 250 to 499 employees	—	X	X	X
	Establishments with 500 to 999 employees	—	X	X	X
	Establishments with 1,000 employees or more	—	X	X	X
425120	Wholesale trade agents and brokers				
	All establishments	102	454	5 643	27 882
	Establishments with 1 to 4 employees	76	X	X	X
	Establishments with 5 to 9 employees	16	X	X	X
	Establishments with 10 to 19 employees	7	X	X	X
	Establishments with 20 to 49 employees	2	X	X	X
	Establishments with 50 to 99 employees	1	X	X	X
	Establishments with 100 to 249 employees	—	X	X	X
	Establishments with 250 to 499 employees	—	X	X	X
	Establishments with 500 to 999 employees	—	X	X	X
	Establishments with 1,000 employees or more	—	X	X	X
44-45	Retail trade				
	All establishments	1 928	25 220	137 532	587 227
	Establishments with 1 to 4 employees	1 133	X	X	X
	Establishments with 5 to 9 employees	311	X	X	X
	Establishments with 10 to 19 employees	221	X	X	X
	Establishments with 20 to 49 employees	159	X	X	X
	Establishments with 50 to 99 employees	53	X	X	X
	Establishments with 100 to 249 employees	40	X	X	X
	Establishments with 250 to 499 employees	10	X	X	X
	Establishments with 500 to 999 employees	1	X	X	X
	Establishments with 1,000 employees or more	—	X	X	X
441	Motor vehicle and parts dealers				

See footnotes at end of table.

Table 5. Establishments, Employees, and Payroll by Industry and Employment Size of Establishments by County: 2004—Con.

[Excludes most government employees, railroad employees, and self-employed persons. Size class 1 to 4 employees includes establishments having payroll, but no employees, during mid-March pay period. For meaning of abbreviations and symbols, see introductory text. For explanation of terms, see Appendix A. For statement on reliability, see the note at the end of the table and Appendix C]

NAICS code	Geography, kind of business, and employment size class	Establishments (number)	Paid employees for pay period including March 12 (number)	First-quarter payroll (\$1,000)	Annual payroll (\$1,000)
44-45	PASSAIC—Con.				
	Retail trade—Con.				
441	Motor vehicle and parts dealers—Con.				
	All establishments	145	2 440	21 806	94 078
	Establishments with 1 to 4 employees	70	X	X	X
	Establishments with 5 to 9 employees	20	X	X	X
	Establishments with 10 to 19 employees	18	X	X	X
	Establishments with 20 to 49 employees	24	X	X	X
	Establishments with 50 to 99 employees	7	X	X	X
	Establishments with 100 to 249 employees	6	X	X	X
	Establishments with 250 to 499 employees	—	X	X	X
	Establishments with 500 to 999 employees	—	X	X	X
	Establishments with 1,000 employees or more	—	X	X	X
4411	Automobile dealers				
	All establishments	64	1 751	17 581	76 369
	Establishments with 1 to 4 employees	30	X	X	X
	Establishments with 5 to 9 employees	3	X	X	X
	Establishments with 10 to 19 employees	5	X	X	X
	Establishments with 20 to 49 employees	13	X	X	X
	Establishments with 50 to 99 employees	7	X	X	X
	Establishments with 100 to 249 employees	6	X	X	X
	Establishments with 250 to 499 employees	—	X	X	X
	Establishments with 500 to 999 employees	—	X	X	X
	Establishments with 1,000 employees or more	—	X	X	X
44111	New car dealers				
	All establishments	34	1 676	17 077	74 160
	Establishments with 1 to 4 employees	4	X	X	X
	Establishments with 5 to 9 employees	—	X	X	X
	Establishments with 10 to 19 employees	5	X	X	X
	Establishments with 20 to 49 employees	12	X	X	X
	Establishments with 50 to 99 employees	7	X	X	X
	Establishments with 100 to 249 employees	6	X	X	X
	Establishments with 250 to 499 employees	—	X	X	X
	Establishments with 500 to 999 employees	—	X	X	X
	Establishments with 1,000 employees or more	—	X	X	X
441110	New car dealers				
	All establishments	34	1 676	17 077	74 160
	Establishments with 1 to 4 employees	4	X	X	X
	Establishments with 5 to 9 employees	—	X	X	X
	Establishments with 10 to 19 employees	5	X	X	X
	Establishments with 20 to 49 employees	12	X	X	X
	Establishments with 50 to 99 employees	7	X	X	X
	Establishments with 100 to 249 employees	6	X	X	X
	Establishments with 250 to 499 employees	—	X	X	X
	Establishments with 500 to 999 employees	—	X	X	X
	Establishments with 1,000 employees or more	—	X	X	X
4413	Automotive parts, accessories, and tire stores				
	All establishments	75	652	3 935	16 414
	Establishments with 1 to 4 employees	36	X	X	X
	Establishments with 5 to 9 employees	17	X	X	X
	Establishments with 10 to 19 employees	12	X	X	X
	Establishments with 20 to 49 employees	10	X	X	X
	Establishments with 50 to 99 employees	—	X	X	X
	Establishments with 100 to 249 employees	—	X	X	X
	Establishments with 250 to 499 employees	—	X	X	X
	Establishments with 500 to 999 employees	—	X	X	X
	Establishments with 1,000 employees or more	—	X	X	X
44131	Automotive parts and accessories stores				
	All establishments	50	506	2 731	11 320
	Establishments with 1 to 4 employees	23	X	X	X
	Establishments with 5 to 9 employees	11	X	X	X
	Establishments with 10 to 19 employees	7	X	X	X
	Establishments with 20 to 49 employees	9	X	X	X
	Establishments with 50 to 99 employees	—	X	X	X
	Establishments with 100 to 249 employees	—	X	X	X
	Establishments with 250 to 499 employees	—	X	X	X
	Establishments with 500 to 999 employees	—	X	X	X
	Establishments with 1,000 employees or more	—	X	X	X
441310	Automotive parts and accessories stores				
	All establishments	50	506	2 731	11 320
	Establishments with 1 to 4 employees	23	X	X	X
	Establishments with 5 to 9 employees	11	X	X	X
	Establishments with 10 to 19 employees	7	X	X	X
	Establishments with 20 to 49 employees	9	X	X	X
	Establishments with 50 to 99 employees	—	X	X	X
	Establishments with 100 to 249 employees	—	X	X	X
	Establishments with 250 to 499 employees	—	X	X	X
	Establishments with 500 to 999 employees	—	X	X	X
	Establishments with 1,000 employees or more	—	X	X	X

See footnotes at end of table.

Table 5. Establishments, Employees, and Payroll by Industry and Employment Size of Establishments by County: 2004—Con.

[Excludes most government employees, railroad employees, and self-employed persons. Size class 1 to 4 employees includes establishments having payroll, but no employees, during mid-March pay period. For meaning of abbreviations and symbols, see introductory text. For explanation of terms, see Appendix A. For statement on reliability, see the note at the end of the table and Appendix C]

NAICS code	Geography, kind of business, and employment size class	Establishments (number)	Paid employees for pay period including March 12 (number)	First-quarter payroll (\$1,000)	Annual payroll (\$1,000)
PASSAIC—Con.					
44-45	Retail trade—Con.				
441	Motor vehicle and parts dealers—Con.				
4413	Automotive parts, accessories, and tire stores—Con.				
44132	Tire dealers				
	All establishments	25	146	1 204	5 094
	Establishments with 1 to 4 employees	13	X	X	X
	Establishments with 5 to 9 employees	6	X	X	X
	Establishments with 10 to 19 employees	5	X	X	X
	Establishments with 20 to 49 employees	1	X	X	X
	Establishments with 50 to 99 employees	—	X	X	X
	Establishments with 100 to 249 employees	—	X	X	X
	Establishments with 250 to 499 employees	—	X	X	X
	Establishments with 500 to 999 employees	—	X	X	X
	Establishments with 1,000 employees or more	—	X	X	X
441320	Tire dealers				
	All establishments	25	146	1 204	5 094
	Establishments with 1 to 4 employees	13	X	X	X
	Establishments with 5 to 9 employees	6	X	X	X
	Establishments with 10 to 19 employees	5	X	X	X
	Establishments with 20 to 49 employees	1	X	X	X
	Establishments with 50 to 99 employees	—	X	X	X
	Establishments with 100 to 249 employees	—	X	X	X
	Establishments with 250 to 499 employees	—	X	X	X
	Establishments with 500 to 999 employees	—	X	X	X
	Establishments with 1,000 employees or more	—	X	X	X
442	Furniture and home furnishings stores				
	All establishments	105	1 334	8 719	36 824
	Establishments with 1 to 4 employees	66	X	X	X
	Establishments with 5 to 9 employees	13	X	X	X
	Establishments with 10 to 19 employees	14	X	X	X
	Establishments with 20 to 49 employees	6	X	X	X
	Establishments with 50 to 99 employees	3	X	X	X
	Establishments with 100 to 249 employees	2	X	X	X
	Establishments with 250 to 499 employees	1	X	X	X
	Establishments with 500 to 999 employees	—	X	X	X
	Establishments with 1,000 employees or more	—	X	X	X
4421	Furniture stores				
	All establishments	63	554	4 334	17 352
	Establishments with 1 to 4 employees	41	X	X	X
	Establishments with 5 to 9 employees	6	X	X	X
	Establishments with 10 to 19 employees	9	X	X	X
	Establishments with 20 to 49 employees	5	X	X	X
	Establishments with 50 to 99 employees	2	X	X	X
	Establishments with 100 to 249 employees	—	X	X	X
	Establishments with 250 to 499 employees	—	X	X	X
	Establishments with 500 to 999 employees	—	X	X	X
	Establishments with 1,000 employees or more	—	X	X	X
44211	Furniture stores				
	All establishments	63	554	4 334	17 352
	Establishments with 1 to 4 employees	41	X	X	X
	Establishments with 5 to 9 employees	6	X	X	X
	Establishments with 10 to 19 employees	9	X	X	X
	Establishments with 20 to 49 employees	5	X	X	X
	Establishments with 50 to 99 employees	2	X	X	X
	Establishments with 100 to 249 employees	—	X	X	X
	Establishments with 250 to 499 employees	—	X	X	X
	Establishments with 500 to 999 employees	—	X	X	X
	Establishments with 1,000 employees or more	—	X	X	X
442110	Furniture stores				
	All establishments	63	554	4 334	17 352
	Establishments with 1 to 4 employees	41	X	X	X
	Establishments with 5 to 9 employees	6	X	X	X
	Establishments with 10 to 19 employees	9	X	X	X
	Establishments with 20 to 49 employees	5	X	X	X
	Establishments with 50 to 99 employees	2	X	X	X
	Establishments with 100 to 249 employees	—	X	X	X
	Establishments with 250 to 499 employees	—	X	X	X
	Establishments with 500 to 999 employees	—	X	X	X
	Establishments with 1,000 employees or more	—	X	X	X
4422	Home furnishings stores				
	All establishments	42	780	4 385	19 472
	Establishments with 1 to 4 employees	25	X	X	X
	Establishments with 5 to 9 employees	7	X	X	X
	Establishments with 10 to 19 employees	5	X	X	X
	Establishments with 20 to 49 employees	1	X	X	X
	Establishments with 50 to 99 employees	1	X	X	X
	Establishments with 100 to 249 employees	2	X	X	X
	Establishments with 250 to 499 employees	1	X	X	X
	Establishments with 500 to 999 employees	—	X	X	X
	Establishments with 1,000 employees or more	—	X	X	X

See footnotes at end of table.

Table 5. Establishments, Employees, and Payroll by Industry and Employment Size of Establishments by County: 2004—Con.

[Excludes most government employees, railroad employees, and self-employed persons. Size class 1 to 4 employees includes establishments having payroll, but no employees, during mid-March pay period. For meaning of abbreviations and symbols, see introductory text. For explanation of terms, see Appendix A. For statement on reliability, see the note at the end of the table and Appendix C]

NAICS code	Geography, kind of business, and employment size class	Establishments (number)	Paid employees for pay period including March 12 (number)	First-quarter payroll (\$1,000)	Annual payroll (\$1,000)
	PASSAIC—Con.				
44-45	Retail trade—Con.				
442	Furniture and home furnishings stores—Con.				
4422	Home furnishings stores—Con.				
44229	Other home furnishings stores				
	All establishments	25	707	3 789	16 954
	Establishments with 1 to 4 employees	13	X	X	X
	Establishments with 5 to 9 employees	4	X	X	X
	Establishments with 10 to 19 employees	3	X	X	X
	Establishments with 20 to 49 employees	1	X	X	X
	Establishments with 50 to 99 employees	1	X	X	X
	Establishments with 100 to 249 employees	2	X	X	X
	Establishments with 250 to 499 employees	1	X	X	X
	Establishments with 500 to 999 employees	—	X	X	X
	Establishments with 1,000 employees or more	—	X	X	X
442299	All other home furnishings stores				
	All establishments	19	673	3 651	16 354
	Establishments with 1 to 4 employees	9	X	X	X
	Establishments with 5 to 9 employees	3	X	X	X
	Establishments with 10 to 19 employees	2	X	X	X
	Establishments with 20 to 49 employees	1	X	X	X
	Establishments with 50 to 99 employees	1	X	X	X
	Establishments with 100 to 249 employees	2	X	X	X
	Establishments with 250 to 499 employees	1	X	X	X
	Establishments with 500 to 999 employees	—	X	X	X
	Establishments with 1,000 employees or more	—	X	X	X
443	Electronics and appliance stores				
	All establishments	91	844	5 418	23 391
	Establishments with 1 to 4 employees	53	X	X	X
	Establishments with 5 to 9 employees	19	X	X	X
	Establishments with 10 to 19 employees	12	X	X	X
	Establishments with 20 to 49 employees	3	X	X	X
	Establishments with 50 to 99 employees	3	X	X	X
	Establishments with 100 to 249 employees	1	X	X	X
	Establishments with 250 to 499 employees	—	X	X	X
	Establishments with 500 to 999 employees	—	X	X	X
	Establishments with 1,000 employees or more	—	X	X	X
4431	Electronics and appliance stores				
	All establishments	91	844	5 418	23 391
	Establishments with 1 to 4 employees	53	X	X	X
	Establishments with 5 to 9 employees	19	X	X	X
	Establishments with 10 to 19 employees	12	X	X	X
	Establishments with 20 to 49 employees	3	X	X	X
	Establishments with 50 to 99 employees	3	X	X	X
	Establishments with 100 to 249 employees	1	X	X	X
	Establishments with 250 to 499 employees	—	X	X	X
	Establishments with 500 to 999 employees	—	X	X	X
	Establishments with 1,000 employees or more	—	X	X	X
44311	Appliance, television, and other electronics stores				
	All establishments	65	589	3 134	13 224
	Establishments with 1 to 4 employees	41	X	X	X
	Establishments with 5 to 9 employees	9	X	X	X
	Establishments with 10 to 19 employees	11	X	X	X
	Establishments with 20 to 49 employees	1	X	X	X
	Establishments with 50 to 99 employees	2	X	X	X
	Establishments with 100 to 249 employees	1	X	X	X
	Establishments with 250 to 499 employees	—	X	X	X
	Establishments with 500 to 999 employees	—	X	X	X
	Establishments with 1,000 employees or more	—	X	X	X
443111	Household appliance stores				
	All establishments	17	119	929	3 732
	Establishments with 1 to 4 employees	11	X	X	X
	Establishments with 5 to 9 employees	3	X	X	X
	Establishments with 10 to 19 employees	2	X	X	X
	Establishments with 20 to 49 employees	—	X	X	X
	Establishments with 50 to 99 employees	1	X	X	X
	Establishments with 100 to 249 employees	—	X	X	X
	Establishments with 250 to 499 employees	—	X	X	X
	Establishments with 500 to 999 employees	—	X	X	X
	Establishments with 1,000 employees or more	—	X	X	X
443112	Radio, television, and other electronics stores				
	All establishments	48	470	2 205	9 492
	Establishments with 1 to 4 employees	30	X	X	X
	Establishments with 5 to 9 employees	6	X	X	X
	Establishments with 10 to 19 employees	9	X	X	X
	Establishments with 20 to 49 employees	1	X	X	X
	Establishments with 50 to 99 employees	1	X	X	X
	Establishments with 100 to 249 employees	1	X	X	X
	Establishments with 250 to 499 employees	—	X	X	X
	Establishments with 500 to 999 employees	—	X	X	X
	Establishments with 1,000 employees or more	—	X	X	X

See footnotes at end of table.

Table 5. Establishments, Employees, and Payroll by Industry and Employment Size of Establishments by County: 2004—Con.

[Excludes most government employees, railroad employees, and self-employed persons. Size class 1 to 4 employees includes establishments having payroll, but no employees, during mid-March pay period. For meaning of abbreviations and symbols, see introductory text. For explanation of terms, see Appendix A. For statement on reliability, see the note at the end of the table and Appendix C]

NAICS code	Geography, kind of business, and employment size class	Establishments (number)	Paid employees for pay period including March 12 (number)	First-quarter payroll (\$1,000)	Annual payroll (\$1,000)
	PASSAIC—Con.				
44-45	Retail trade—Con.				
443	Electronics and appliance stores—Con.				
4431	Electronics and appliance stores—Con.				
44312	Computer and software stores				
	All establishments	21	242	2 200	9 839
	Establishments with 1 to 4 employees	8	X	X	X
	Establishments with 5 to 9 employees	9	X	X	X
	Establishments with 10 to 19 employees	1	X	X	X
	Establishments with 20 to 49 employees	2	X	X	X
	Establishments with 50 to 99 employees	1	X	X	X
	Establishments with 100 to 249 employees	—	X	X	X
	Establishments with 250 to 499 employees	—	X	X	X
	Establishments with 500 to 999 employees	—	X	X	X
	Establishments with 1,000 employees or more	—	X	X	X
443120	Computer and software stores				
	All establishments	21	242	2 200	9 839
	Establishments with 1 to 4 employees	8	X	X	X
	Establishments with 5 to 9 employees	9	X	X	X
	Establishments with 10 to 19 employees	1	X	X	X
	Establishments with 20 to 49 employees	2	X	X	X
	Establishments with 50 to 99 employees	1	X	X	X
	Establishments with 100 to 249 employees	—	X	X	X
	Establishments with 250 to 499 employees	—	X	X	X
	Establishments with 500 to 999 employees	—	X	X	X
	Establishments with 1,000 employees or more	—	X	X	X
444	Building material and garden equipment and supplies dealers				
	All establishments	106	1 882	14 871	66 992
	Establishments with 1 to 4 employees	46	X	X	X
	Establishments with 5 to 9 employees	20	X	X	X
	Establishments with 10 to 19 employees	22	X	X	X
	Establishments with 20 to 49 employees	12	X	X	X
	Establishments with 50 to 99 employees	2	X	X	X
	Establishments with 100 to 249 employees	2	X	X	X
	Establishments with 250 to 499 employees	2	X	X	X
	Establishments with 500 to 999 employees	—	X	X	X
	Establishments with 1,000 employees or more	—	X	X	X
4441	Building material and supplies dealers				
	All establishments	91	1 736	14 369	63 377
	Establishments with 1 to 4 employees	40	X	X	X
	Establishments with 5 to 9 employees	17	X	X	X
	Establishments with 10 to 19 employees	18	X	X	X
	Establishments with 20 to 49 employees	10	X	X	X
	Establishments with 50 to 99 employees	2	X	X	X
	Establishments with 100 to 249 employees	2	X	X	X
	Establishments with 250 to 499 employees	2	X	X	X
	Establishments with 500 to 999 employees	—	X	X	X
	Establishments with 1,000 employees or more	—	X	X	X
44411	Home centers				
	All establishments	6	f	D	D
	Establishments with 1 to 4 employees	—	X	X	X
	Establishments with 5 to 9 employees	—	X	X	X
	Establishments with 10 to 19 employees	2	X	X	X
	Establishments with 20 to 49 employees	1	X	X	X
	Establishments with 50 to 99 employees	—	X	X	X
	Establishments with 100 to 249 employees	1	X	X	X
	Establishments with 250 to 499 employees	2	X	X	X
	Establishments with 500 to 999 employees	—	X	X	X
	Establishments with 1,000 employees or more	—	X	X	X
444110	Home centers				
	All establishments	6	f	D	D
	Establishments with 1 to 4 employees	—	X	X	X
	Establishments with 5 to 9 employees	—	X	X	X
	Establishments with 10 to 19 employees	2	X	X	X
	Establishments with 20 to 49 employees	1	X	X	X
	Establishments with 50 to 99 employees	—	X	X	X
	Establishments with 100 to 249 employees	1	X	X	X
	Establishments with 250 to 499 employees	2	X	X	X
	Establishments with 500 to 999 employees	—	X	X	X
	Establishments with 1,000 employees or more	—	X	X	X
44413	Hardware stores				
	All establishments	24	154	782	3 123
	Establishments with 1 to 4 employees	14	X	X	X
	Establishments with 5 to 9 employees	8	X	X	X
	Establishments with 10 to 19 employees	1	X	X	X
	Establishments with 20 to 49 employees	—	X	X	X
	Establishments with 50 to 99 employees	1	X	X	X
	Establishments with 100 to 249 employees	—	X	X	X
	Establishments with 250 to 499 employees	—	X	X	X
	Establishments with 500 to 999 employees	—	X	X	X
	Establishments with 1,000 employees or more	—	X	X	X

See footnotes at end of table.

Table 5. Establishments, Employees, and Payroll by Industry and Employment Size of Establishments by County: 2004—Con.

[Excludes most government employees, railroad employees, and self-employed persons. Size class 1 to 4 employees includes establishments having payroll, but no employees, during mid-March pay period. For meaning of abbreviations and symbols, see introductory text. For explanation of terms, see Appendix A. For statement on reliability, see the note at the end of the table and Appendix C]

NAICS code	Geography, kind of business, and employment size class	Establishments (number)	Paid employees for pay period including March 12 (number)	First-quarter payroll (\$1,000)	Annual payroll (\$1,000)
44-45	PASSAIC—Con.				
	Retail trade—Con.				
444	Building material and garden equipment and supplies dealers—Con.				
4441	Building material and supplies dealers—Con.				
44413	Hardware stores—Con.				
444130	Hardware stores				
	All establishments	24	154	782	3 123
	Establishments with 1 to 4 employees	14	X	X	X
	Establishments with 5 to 9 employees	8	X	X	X
	Establishments with 10 to 19 employees	1	X	X	X
	Establishments with 20 to 49 employees	—	X	X	X
	Establishments with 50 to 99 employees	1	X	X	X
	Establishments with 100 to 249 employees	—	X	X	X
	Establishments with 250 to 499 employees	—	X	X	X
	Establishments with 500 to 999 employees	—	X	X	X
	Establishments with 1,000 employees or more	—	X	X	X
44419	Other building material dealers				
	All establishments	52	718	7 829	37 368
	Establishments with 1 to 4 employees	21	X	X	X
	Establishments with 5 to 9 employees	7	X	X	X
	Establishments with 10 to 19 employees	13	X	X	X
	Establishments with 20 to 49 employees	9	X	X	X
	Establishments with 50 to 99 employees	1	X	X	X
	Establishments with 100 to 249 employees	1	X	X	X
	Establishments with 250 to 499 employees	—	X	X	X
	Establishments with 500 to 999 employees	—	X	X	X
	Establishments with 1,000 employees or more	—	X	X	X
444190	Other building material dealers				
	All establishments	52	718	7 829	37 368
	Establishments with 1 to 4 employees	21	X	X	X
	Establishments with 5 to 9 employees	7	X	X	X
	Establishments with 10 to 19 employees	13	X	X	X
	Establishments with 20 to 49 employees	9	X	X	X
	Establishments with 50 to 99 employees	1	X	X	X
	Establishments with 100 to 249 employees	1	X	X	X
	Establishments with 250 to 499 employees	—	X	X	X
	Establishments with 500 to 999 employees	—	X	X	X
	Establishments with 1,000 employees or more	—	X	X	X
4442	Lawn and garden equipment and supplies stores				
	All establishments	15	146	502	3 615
	Establishments with 1 to 4 employees	6	X	X	X
	Establishments with 5 to 9 employees	3	X	X	X
	Establishments with 10 to 19 employees	4	X	X	X
	Establishments with 20 to 49 employees	2	X	X	X
	Establishments with 50 to 99 employees	—	X	X	X
	Establishments with 100 to 249 employees	—	X	X	X
	Establishments with 250 to 499 employees	—	X	X	X
	Establishments with 500 to 999 employees	—	X	X	X
	Establishments with 1,000 employees or more	—	X	X	X
44422	Nursery, garden center, and farm supply stores				
	All establishments	12	132	422	3 268
	Establishments with 1 to 4 employees	4	X	X	X
	Establishments with 5 to 9 employees	3	X	X	X
	Establishments with 10 to 19 employees	3	X	X	X
	Establishments with 20 to 49 employees	2	X	X	X
	Establishments with 50 to 99 employees	—	X	X	X
	Establishments with 100 to 249 employees	—	X	X	X
	Establishments with 250 to 499 employees	—	X	X	X
	Establishments with 500 to 999 employees	—	X	X	X
	Establishments with 1,000 employees or more	—	X	X	X
444220	Nursery, garden center, and farm supply stores				
	All establishments	12	132	422	3 268
	Establishments with 1 to 4 employees	4	X	X	X
	Establishments with 5 to 9 employees	3	X	X	X
	Establishments with 10 to 19 employees	3	X	X	X
	Establishments with 20 to 49 employees	2	X	X	X
	Establishments with 50 to 99 employees	—	X	X	X
	Establishments with 100 to 249 employees	—	X	X	X
	Establishments with 250 to 499 employees	—	X	X	X
	Establishments with 500 to 999 employees	—	X	X	X
	Establishments with 1,000 employees or more	—	X	X	X
445	Food and beverage stores				
	All establishments	502	5 413	25 051	102 848
	Establishments with 1 to 4 employees	378	X	X	X
	Establishments with 5 to 9 employees	62	X	X	X
	Establishments with 10 to 19 employees	22	X	X	X
	Establishments with 20 to 49 employees	16	X	X	X
	Establishments with 50 to 99 employees	6	X	X	X
	Establishments with 100 to 249 employees	16	X	X	X
	Establishments with 250 to 499 employees	2	X	X	X
	Establishments with 500 to 999 employees	—	X	X	X
	Establishments with 1,000 employees or more	—	X	X	X

See footnotes at end of table.

Table 5. Establishments, Employees, and Payroll by Industry and Employment Size of Establishments by County: 2004—Con.

[Excludes most government employees, railroad employees, and self-employed persons. Size class 1 to 4 employees includes establishments having payroll, but no employees, during mid-March pay period. For meaning of abbreviations and symbols, see introductory text. For explanation of terms, see Appendix A. For statement on reliability, see the note at the end of the table and Appendix C]

NAICS code	Geography, kind of business, and employment size class	Establishments (number)	Paid employees for pay period including March 12 (number)	First-quarter payroll (\$1,000)	Annual payroll (\$1,000)
	PASSAIC—Con.				
44-45	Retail trade—Con.				
445	Food and beverage stores—Con.				
4451	Grocery stores				
	All establishments	271	4 620	21 508	86 555
	Establishments with 1 to 4 employees	196	X	X	X
	Establishments with 5 to 9 employees	28	X	X	X
	Establishments with 10 to 19 employees	11	X	X	X
	Establishments with 20 to 49 employees	12	X	X	X
	Establishments with 50 to 99 employees	6	X	X	X
	Establishments with 100 to 249 employees	16	X	X	X
	Establishments with 250 to 499 employees	2	X	X	X
	Establishments with 500 to 999 employees	—	X	X	X
	Establishments with 1,000 employees or more	—	X	X	X
44511	Supermarkets and other grocery (except convenience) stores				
	All establishments	206	4 345	20 263	81 030
	Establishments with 1 to 4 employees	145	X	X	X
	Establishments with 5 to 9 employees	23	X	X	X
	Establishments with 10 to 19 employees	5	X	X	X
	Establishments with 20 to 49 employees	9	X	X	X
	Establishments with 50 to 99 employees	6	X	X	X
	Establishments with 100 to 249 employees	16	X	X	X
	Establishments with 250 to 499 employees	2	X	X	X
	Establishments with 500 to 999 employees	—	X	X	X
	Establishments with 1,000 employees or more	—	X	X	X
445110	Supermarkets and other grocery (except convenience) stores				
	All establishments	206	4 345	20 263	81 030
	Establishments with 1 to 4 employees	145	X	X	X
	Establishments with 5 to 9 employees	23	X	X	X
	Establishments with 10 to 19 employees	5	X	X	X
	Establishments with 20 to 49 employees	9	X	X	X
	Establishments with 50 to 99 employees	6	X	X	X
	Establishments with 100 to 249 employees	16	X	X	X
	Establishments with 250 to 499 employees	2	X	X	X
	Establishments with 500 to 999 employees	—	X	X	X
	Establishments with 1,000 employees or more	—	X	X	X
44512	Convenience stores				
	All establishments	65	275	1 245	5 525
	Establishments with 1 to 4 employees	51	X	X	X
	Establishments with 5 to 9 employees	5	X	X	X
	Establishments with 10 to 19 employees	6	X	X	X
	Establishments with 20 to 49 employees	3	X	X	X
	Establishments with 50 to 99 employees	—	X	X	X
	Establishments with 100 to 249 employees	—	X	X	X
	Establishments with 250 to 499 employees	—	X	X	X
	Establishments with 500 to 999 employees	—	X	X	X
	Establishments with 1,000 employees or more	—	X	X	X
445120	Convenience stores				
	All establishments	65	275	1 245	5 525
	Establishments with 1 to 4 employees	51	X	X	X
	Establishments with 5 to 9 employees	5	X	X	X
	Establishments with 10 to 19 employees	6	X	X	X
	Establishments with 20 to 49 employees	3	X	X	X
	Establishments with 50 to 99 employees	—	X	X	X
	Establishments with 100 to 249 employees	—	X	X	X
	Establishments with 250 to 499 employees	—	X	X	X
	Establishments with 500 to 999 employees	—	X	X	X
	Establishments with 1,000 employees or more	—	X	X	X
4452	Specialty food stores				
	All establishments	85	299	1 540	7 598
	Establishments with 1 to 4 employees	61	X	X	X
	Establishments with 5 to 9 employees	18	X	X	X
	Establishments with 10 to 19 employees	6	X	X	X
	Establishments with 20 to 49 employees	—	X	X	X
	Establishments with 50 to 99 employees	—	X	X	X
	Establishments with 100 to 249 employees	—	X	X	X
	Establishments with 250 to 499 employees	—	X	X	X
	Establishments with 500 to 999 employees	—	X	X	X
	Establishments with 1,000 employees or more	—	X	X	X
44529	Other specialty food stores				
	All establishments	45	158	839	4 726
	Establishments with 1 to 4 employees	31	X	X	X
	Establishments with 5 to 9 employees	11	X	X	X
	Establishments with 10 to 19 employees	3	X	X	X
	Establishments with 20 to 49 employees	—	X	X	X
	Establishments with 50 to 99 employees	—	X	X	X
	Establishments with 100 to 249 employees	—	X	X	X
	Establishments with 250 to 499 employees	—	X	X	X
	Establishments with 500 to 999 employees	—	X	X	X
	Establishments with 1,000 employees or more	—	X	X	X

See footnotes at end of table.

Table 5. Establishments, Employees, and Payroll by Industry and Employment Size of Establishments by County: 2004—Con.

[Excludes most government employees, railroad employees, and self-employed persons. Size class 1 to 4 employees includes establishments having payroll, but no employees, during mid-March pay period. For meaning of abbreviations and symbols, see introductory text. For explanation of terms, see Appendix A. For statement on reliability, see the note at the end of the table and Appendix C]

NAICS code	Geography, kind of business, and employment size class	Establishments (number)	Paid employees for pay period including March 12 (number)	First-quarter payroll (\$1,000)	Annual payroll (\$1,000)
	PASSAIC—Con.				
44-45	Retail trade—Con.				
445	Food and beverage stores—Con.				
4453	Beer, wine, and liquor stores				
	All establishments	146	494	2 003	8 695
	Establishments with 1 to 4 employees	121	X	X	X
	Establishments with 5 to 9 employees	16	X	X	X
	Establishments with 10 to 19 employees	5	X	X	X
	Establishments with 20 to 49 employees	4	X	X	X
	Establishments with 50 to 99 employees	—	X	X	X
	Establishments with 100 to 249 employees	—	X	X	X
	Establishments with 250 to 499 employees	—	X	X	X
	Establishments with 500 to 999 employees	—	X	X	X
	Establishments with 1,000 employees or more	—	X	X	X
44531	Beer, wine, and liquor stores				
	All establishments	146	494	2 003	8 695
	Establishments with 1 to 4 employees	121	X	X	X
	Establishments with 5 to 9 employees	16	X	X	X
	Establishments with 10 to 19 employees	5	X	X	X
	Establishments with 20 to 49 employees	4	X	X	X
	Establishments with 50 to 99 employees	—	X	X	X
	Establishments with 100 to 249 employees	—	X	X	X
	Establishments with 250 to 499 employees	—	X	X	X
	Establishments with 500 to 999 employees	—	X	X	X
	Establishments with 1,000 employees or more	—	X	X	X
445310	Beer, wine, and liquor stores				
	All establishments	146	494	2 003	8 695
	Establishments with 1 to 4 employees	121	X	X	X
	Establishments with 5 to 9 employees	16	X	X	X
	Establishments with 10 to 19 employees	5	X	X	X
	Establishments with 20 to 49 employees	4	X	X	X
	Establishments with 50 to 99 employees	—	X	X	X
	Establishments with 100 to 249 employees	—	X	X	X
	Establishments with 250 to 499 employees	—	X	X	X
	Establishments with 500 to 999 employees	—	X	X	X
	Establishments with 1,000 employees or more	—	X	X	X
446	Health and personal care stores				
	All establishments	149	1 924	9 400	39 184
	Establishments with 1 to 4 employees	53	X	X	X
	Establishments with 5 to 9 employees	28	X	X	X
	Establishments with 10 to 19 employees	36	X	X	X
	Establishments with 20 to 49 employees	30	X	X	X
	Establishments with 50 to 99 employees	2	X	X	X
	Establishments with 100 to 249 employees	—	X	X	X
	Establishments with 250 to 499 employees	—	X	X	X
	Establishments with 500 to 999 employees	—	X	X	X
	Establishments with 1,000 employees or more	—	X	X	X
4461	Health and personal care stores				
	All establishments	149	1 924	9 400	39 184
	Establishments with 1 to 4 employees	53	X	X	X
	Establishments with 5 to 9 employees	28	X	X	X
	Establishments with 10 to 19 employees	36	X	X	X
	Establishments with 20 to 49 employees	30	X	X	X
	Establishments with 50 to 99 employees	2	X	X	X
	Establishments with 100 to 249 employees	—	X	X	X
	Establishments with 250 to 499 employees	—	X	X	X
	Establishments with 500 to 999 employees	—	X	X	X
	Establishments with 1,000 employees or more	—	X	X	X
44611	Pharmacies and drug stores				
	All establishments	86	1 477	7 432	31 489
	Establishments with 1 to 4 employees	14	X	X	X
	Establishments with 5 to 9 employees	19	X	X	X
	Establishments with 10 to 19 employees	26	X	X	X
	Establishments with 20 to 49 employees	25	X	X	X
	Establishments with 50 to 99 employees	2	X	X	X
	Establishments with 100 to 249 employees	—	X	X	X
	Establishments with 250 to 499 employees	—	X	X	X
	Establishments with 500 to 999 employees	—	X	X	X
	Establishments with 1,000 employees or more	—	X	X	X
446110	Pharmacies and drug stores				
	All establishments	86	1 477	7 432	31 489
	Establishments with 1 to 4 employees	14	X	X	X
	Establishments with 5 to 9 employees	19	X	X	X
	Establishments with 10 to 19 employees	26	X	X	X
	Establishments with 20 to 49 employees	25	X	X	X
	Establishments with 50 to 99 employees	2	X	X	X
	Establishments with 100 to 249 employees	—	X	X	X
	Establishments with 250 to 499 employees	—	X	X	X
	Establishments with 500 to 999 employees	—	X	X	X
	Establishments with 1,000 employees or more	—	X	X	X

See footnotes at end of table.

Table 5. Establishments, Employees, and Payroll by Industry and Employment Size of Establishments by County: 2004—Con.

[Excludes most government employees, railroad employees, and self-employed persons. Size class 1 to 4 employees includes establishments having payroll, but no employees, during mid-March pay period. For meaning of abbreviations and symbols, see introductory text. For explanation of terms, see Appendix A. For statement on reliability, see the note at the end of the table and Appendix C]

NAICS code	Geography, kind of business, and employment size class	Establishments (number)	Paid employees for pay period including March 12 (number)	First-quarter payroll (\$1,000)	Annual payroll (\$1,000)
	PASSAIC—Con.				
44-45	Retail trade—Con.				
446	Health and personal care stores—Con.				
4461	Health and personal care stores—Con.				
44612	Cosmetics, beauty supplies, and perfume stores				
	All establishments	23	c	D	D
	Establishments with 1 to 4 employees	12	X	X	X
	Establishments with 5 to 9 employees	2	X	X	X
	Establishments with 10 to 19 employees	6	X	X	X
	Establishments with 20 to 49 employees	3	X	X	X
	Establishments with 50 to 99 employees	—	X	X	X
	Establishments with 100 to 249 employees	—	X	X	X
	Establishments with 250 to 499 employees	—	X	X	X
	Establishments with 500 to 999 employees	—	X	X	X
	Establishments with 1,000 employees or more	—	X	X	X
446120	Cosmetics, beauty supplies, and perfume stores				
	All establishments	23	c	D	D
	Establishments with 1 to 4 employees	12	X	X	X
	Establishments with 5 to 9 employees	2	X	X	X
	Establishments with 10 to 19 employees	6	X	X	X
	Establishments with 20 to 49 employees	3	X	X	X
	Establishments with 50 to 99 employees	—	X	X	X
	Establishments with 100 to 249 employees	—	X	X	X
	Establishments with 250 to 499 employees	—	X	X	X
	Establishments with 500 to 999 employees	—	X	X	X
	Establishments with 1,000 employees or more	—	X	X	X
44613	Optical goods stores				
	All establishments	18	156	897	3 624
	Establishments with 1 to 4 employees	8	X	X	X
	Establishments with 5 to 9 employees	6	X	X	X
	Establishments with 10 to 19 employees	2	X	X	X
	Establishments with 20 to 49 employees	2	X	X	X
	Establishments with 50 to 99 employees	—	X	X	X
	Establishments with 100 to 249 employees	—	X	X	X
	Establishments with 250 to 499 employees	—	X	X	X
	Establishments with 500 to 999 employees	—	X	X	X
	Establishments with 1,000 employees or more	—	X	X	X
446130	Optical goods stores				
	All establishments	18	156	897	3 624
	Establishments with 1 to 4 employees	8	X	X	X
	Establishments with 5 to 9 employees	6	X	X	X
	Establishments with 10 to 19 employees	2	X	X	X
	Establishments with 20 to 49 employees	2	X	X	X
	Establishments with 50 to 99 employees	—	X	X	X
	Establishments with 100 to 249 employees	—	X	X	X
	Establishments with 250 to 499 employees	—	X	X	X
	Establishments with 500 to 999 employees	—	X	X	X
	Establishments with 1,000 employees or more	—	X	X	X
447	Gasoline stations				
	All establishments	152	578	2 861	11 550
	Establishments with 1 to 4 employees	112	X	X	X
	Establishments with 5 to 9 employees	27	X	X	X
	Establishments with 10 to 19 employees	10	X	X	X
	Establishments with 20 to 49 employees	3	X	X	X
	Establishments with 50 to 99 employees	—	X	X	X
	Establishments with 100 to 249 employees	—	X	X	X
	Establishments with 250 to 499 employees	—	X	X	X
	Establishments with 500 to 999 employees	—	X	X	X
	Establishments with 1,000 employees or more	—	X	X	X
4471	Gasoline stations				
	All establishments	152	578	2 861	11 550
	Establishments with 1 to 4 employees	112	X	X	X
	Establishments with 5 to 9 employees	27	X	X	X
	Establishments with 10 to 19 employees	10	X	X	X
	Establishments with 20 to 49 employees	3	X	X	X
	Establishments with 50 to 99 employees	—	X	X	X
	Establishments with 100 to 249 employees	—	X	X	X
	Establishments with 250 to 499 employees	—	X	X	X
	Establishments with 500 to 999 employees	—	X	X	X
	Establishments with 1,000 employees or more	—	X	X	X
44711	Gasoline stations with convenience stores				
	All establishments	36	169	636	2 499
	Establishments with 1 to 4 employees	20	X	X	X
	Establishments with 5 to 9 employees	10	X	X	X
	Establishments with 10 to 19 employees	6	X	X	X
	Establishments with 20 to 49 employees	—	X	X	X
	Establishments with 50 to 99 employees	—	X	X	X
	Establishments with 100 to 249 employees	—	X	X	X
	Establishments with 250 to 499 employees	—	X	X	X
	Establishments with 500 to 999 employees	—	X	X	X
	Establishments with 1,000 employees or more	—	X	X	X

See footnotes at end of table.

Table 5. Establishments, Employees, and Payroll by Industry and Employment Size of Establishments by County: 2004—Con.

[Excludes most government employees, railroad employees, and self-employed persons. Size class 1 to 4 employees includes establishments having payroll, but no employees, during mid-March pay period. For meaning of abbreviations and symbols, see introductory text. For explanation of terms, see Appendix A. For statement on reliability, see the note at the end of the table and Appendix C]

NAICS code	Geography, kind of business, and employment size class	Establishments (number)	Paid employees for pay period including March 12 (number)	First-quarter payroll (\$1,000)	Annual payroll (\$1,000)
44-45	PASSAIC—Con.				
	Retail trade—Con.				
447	Gasoline stations—Con.				
4471	Gasoline stations—Con.				
44711	Gasoline stations with convenience stores—Con.				
447110	Gasoline stations with convenience stores				
	All establishments	36	169	636	2 499
	Establishments with 1 to 4 employees	20	X	X	X
	Establishments with 5 to 9 employees	10	X	X	X
	Establishments with 10 to 19 employees	6	X	X	X
	Establishments with 20 to 49 employees	—	X	X	X
	Establishments with 50 to 99 employees	—	X	X	X
	Establishments with 100 to 249 employees	—	X	X	X
	Establishments with 250 to 499 employees	—	X	X	X
	Establishments with 500 to 999 employees	—	X	X	X
	Establishments with 1,000 employees or more	—	X	X	X
44719	Other gasoline stations				
	All establishments	116	409	2 225	9 051
	Establishments with 1 to 4 employees	92	X	X	X
	Establishments with 5 to 9 employees	17	X	X	X
	Establishments with 10 to 19 employees	4	X	X	X
	Establishments with 20 to 49 employees	3	X	X	X
	Establishments with 50 to 99 employees	—	X	X	X
	Establishments with 100 to 249 employees	—	X	X	X
	Establishments with 250 to 499 employees	—	X	X	X
	Establishments with 500 to 999 employees	—	X	X	X
	Establishments with 1,000 employees or more	—	X	X	X
447190	Other gasoline stations				
	All establishments	116	409	2 225	9 051
	Establishments with 1 to 4 employees	92	X	X	X
	Establishments with 5 to 9 employees	17	X	X	X
	Establishments with 10 to 19 employees	4	X	X	X
	Establishments with 20 to 49 employees	3	X	X	X
	Establishments with 50 to 99 employees	—	X	X	X
	Establishments with 100 to 249 employees	—	X	X	X
	Establishments with 250 to 499 employees	—	X	X	X
	Establishments with 500 to 999 employees	—	X	X	X
	Establishments with 1,000 employees or more	—	X	X	X
448	Clothing and clothing accessories stores				
	All establishments	319	4 284	16 560	65 216
	Establishments with 1 to 4 employees	153	X	X	X
	Establishments with 5 to 9 employees	69	X	X	X
	Establishments with 10 to 19 employees	48	X	X	X
	Establishments with 20 to 49 employees	25	X	X	X
	Establishments with 50 to 99 employees	20	X	X	X
	Establishments with 100 to 249 employees	3	X	X	X
	Establishments with 250 to 499 employees	1	X	X	X
	Establishments with 500 to 999 employees	—	X	X	X
	Establishments with 1,000 employees or more	—	X	X	X
4481	Clothing stores				
	All establishments	188	3 479	12 563	48 337
	Establishments with 1 to 4 employees	79	X	X	X
	Establishments with 5 to 9 employees	35	X	X	X
	Establishments with 10 to 19 employees	30	X	X	X
	Establishments with 20 to 49 employees	21	X	X	X
	Establishments with 50 to 99 employees	19	X	X	X
	Establishments with 100 to 249 employees	3	X	X	X
	Establishments with 250 to 499 employees	1	X	X	X
	Establishments with 500 to 999 employees	—	X	X	X
	Establishments with 1,000 employees or more	—	X	X	X
44811	Men's clothing stores				
	All establishments	25	118	567	2 576
	Establishments with 1 to 4 employees	18	X	X	X
	Establishments with 5 to 9 employees	4	X	X	X
	Establishments with 10 to 19 employees	2	X	X	X
	Establishments with 20 to 49 employees	1	X	X	X
	Establishments with 50 to 99 employees	—	X	X	X
	Establishments with 100 to 249 employees	—	X	X	X
	Establishments with 250 to 499 employees	—	X	X	X
	Establishments with 500 to 999 employees	—	X	X	X
	Establishments with 1,000 employees or more	—	X	X	X
448110	Men's clothing stores				
	All establishments	25	118	567	2 576
	Establishments with 1 to 4 employees	18	X	X	X
	Establishments with 5 to 9 employees	4	X	X	X
	Establishments with 10 to 19 employees	2	X	X	X
	Establishments with 20 to 49 employees	1	X	X	X
	Establishments with 50 to 99 employees	—	X	X	X
	Establishments with 100 to 249 employees	—	X	X	X
	Establishments with 250 to 499 employees	—	X	X	X
	Establishments with 500 to 999 employees	—	X	X	X
	Establishments with 1,000 employees or more	—	X	X	X

See footnotes at end of table.

Table 5. Establishments, Employees, and Payroll by Industry and Employment Size of Establishments by County: 2004—Con.

[Excludes most government employees, railroad employees, and self-employed persons. Size class 1 to 4 employees includes establishments having payroll, but no employees, during mid-March pay period. For meaning of abbreviations and symbols, see introductory text. For explanation of terms, see Appendix A. For statement on reliability, see the note at the end of the table and Appendix C]

NAICS code	Geography, kind of business, and employment size class	Establishments (number)	Paid employees for pay period including March 12 (number)	First-quarter payroll (\$1,000)	Annual payroll (\$1,000)
	PASSAIC—Con.				
44-45	Retail trade—Con.				
448	Clothing and clothing accessories stores—Con.				
4481	Clothing stores—Con.				
44812	Women's clothing stores				
	All establishments	76	1 393	3 242	13 354
	Establishments with 1 to 4 employees	25	X	X	X
	Establishments with 5 to 9 employees	17	X	X	X
	Establishments with 10 to 19 employees	16	X	X	X
	Establishments with 20 to 49 employees	8	X	X	X
	Establishments with 50 to 99 employees	9	X	X	X
	Establishments with 100 to 249 employees	1	X	X	X
	Establishments with 250 to 499 employees	—	X	X	X
	Establishments with 500 to 999 employees	—	X	X	X
	Establishments with 1,000 employees or more	—	X	X	X
448120	Women's clothing stores				
	All establishments	76	1 393	3 242	13 354
	Establishments with 1 to 4 employees	25	X	X	X
	Establishments with 5 to 9 employees	17	X	X	X
	Establishments with 10 to 19 employees	16	X	X	X
	Establishments with 20 to 49 employees	8	X	X	X
	Establishments with 50 to 99 employees	9	X	X	X
	Establishments with 100 to 249 employees	1	X	X	X
	Establishments with 250 to 499 employees	—	X	X	X
	Establishments with 500 to 999 employees	—	X	X	X
	Establishments with 1,000 employees or more	—	X	X	X
44813	Children's and infants' clothing stores				
	All establishments	16	301	1 022	4 216
	Establishments with 1 to 4 employees	4	X	X	X
	Establishments with 5 to 9 employees	1	X	X	X
	Establishments with 10 to 19 employees	5	X	X	X
	Establishments with 20 to 49 employees	4	X	X	X
	Establishments with 50 to 99 employees	2	X	X	X
	Establishments with 100 to 249 employees	—	X	X	X
	Establishments with 250 to 499 employees	—	X	X	X
	Establishments with 500 to 999 employees	—	X	X	X
	Establishments with 1,000 employees or more	—	X	X	X
448130	Children's and infants' clothing stores				
	All establishments	16	301	1 022	4 216
	Establishments with 1 to 4 employees	4	X	X	X
	Establishments with 5 to 9 employees	1	X	X	X
	Establishments with 10 to 19 employees	5	X	X	X
	Establishments with 20 to 49 employees	4	X	X	X
	Establishments with 50 to 99 employees	2	X	X	X
	Establishments with 100 to 249 employees	—	X	X	X
	Establishments with 250 to 499 employees	—	X	X	X
	Establishments with 500 to 999 employees	—	X	X	X
	Establishments with 1,000 employees or more	—	X	X	X
44814	Family clothing stores				
	All establishments	38	1 310	3 451	14 505
	Establishments with 1 to 4 employees	12	X	X	X
	Establishments with 5 to 9 employees	6	X	X	X
	Establishments with 10 to 19 employees	6	X	X	X
	Establishments with 20 to 49 employees	5	X	X	X
	Establishments with 50 to 99 employees	7	X	X	X
	Establishments with 100 to 249 employees	1	X	X	X
	Establishments with 250 to 499 employees	1	X	X	X
	Establishments with 500 to 999 employees	—	X	X	X
	Establishments with 1,000 employees or more	—	X	X	X
448140	Family clothing stores				
	All establishments	38	1 310	3 451	14 505
	Establishments with 1 to 4 employees	12	X	X	X
	Establishments with 5 to 9 employees	6	X	X	X
	Establishments with 10 to 19 employees	6	X	X	X
	Establishments with 20 to 49 employees	5	X	X	X
	Establishments with 50 to 99 employees	7	X	X	X
	Establishments with 100 to 249 employees	1	X	X	X
	Establishments with 250 to 499 employees	1	X	X	X
	Establishments with 500 to 999 employees	—	X	X	X
	Establishments with 1,000 employees or more	—	X	X	X
44819	Other clothing stores				
	All establishments	24	315	3 882	12 072
	Establishments with 1 to 4 employees	14	X	X	X
	Establishments with 5 to 9 employees	5	X	X	X
	Establishments with 10 to 19 employees	—	X	X	X
	Establishments with 20 to 49 employees	3	X	X	X
	Establishments with 50 to 99 employees	1	X	X	X
	Establishments with 100 to 249 employees	1	X	X	X
	Establishments with 250 to 499 employees	—	X	X	X
	Establishments with 500 to 999 employees	—	X	X	X
	Establishments with 1,000 employees or more	—	X	X	X

See footnotes at end of table.

Table 5. Establishments, Employees, and Payroll by Industry and Employment Size of Establishments by County: 2004—Con.

[Excludes most government employees, railroad employees, and self-employed persons. Size class 1 to 4 employees includes establishments having payroll, but no employees, during mid-March pay period. For meaning of abbreviations and symbols, see introductory text. For explanation of terms, see Appendix A. For statement on reliability, see the note at the end of the table and Appendix C]

NAICS code	Geography, kind of business, and employment size class	Establishments (number)	Paid employees for pay period including March 12 (number)	First-quarter payroll (\$1,000)	Annual payroll (\$1,000)
44-45	PASSAIC—Con.				
	Retail trade—Con.				
448	Clothing and clothing accessories stores—Con.				
4481	Clothing stores—Con.				
44819	Other clothing stores—Con.				
448190	Other clothing stores				
	All establishments	24	315	3 882	12 072
	Establishments with 1 to 4 employees	14	X	X	X
	Establishments with 5 to 9 employees	5	X	X	X
	Establishments with 10 to 19 employees	—	X	X	X
	Establishments with 20 to 49 employees	3	X	X	X
	Establishments with 50 to 99 employees	1	X	X	X
	Establishments with 100 to 249 employees	1	X	X	X
	Establishments with 250 to 499 employees	—	X	X	X
	Establishments with 500 to 999 employees	—	X	X	X
	Establishments with 1,000 employees or more	—	X	X	X
4482	Shoe stores				
	All establishments	58	443	1 722	7 435
	Establishments with 1 to 4 employees	20	X	X	X
	Establishments with 5 to 9 employees	22	X	X	X
	Establishments with 10 to 19 employees	12	X	X	X
	Establishments with 20 to 49 employees	4	X	X	X
	Establishments with 50 to 99 employees	—	X	X	X
	Establishments with 100 to 249 employees	—	X	X	X
	Establishments with 250 to 499 employees	—	X	X	X
	Establishments with 500 to 999 employees	—	X	X	X
	Establishments with 1,000 employees or more	—	X	X	X
44821	Shoe stores				
	All establishments	58	443	1 722	7 435
	Establishments with 1 to 4 employees	20	X	X	X
	Establishments with 5 to 9 employees	22	X	X	X
	Establishments with 10 to 19 employees	12	X	X	X
	Establishments with 20 to 49 employees	4	X	X	X
	Establishments with 50 to 99 employees	—	X	X	X
	Establishments with 100 to 249 employees	—	X	X	X
	Establishments with 250 to 499 employees	—	X	X	X
	Establishments with 500 to 999 employees	—	X	X	X
	Establishments with 1,000 employees or more	—	X	X	X
448210	Shoe stores				
	All establishments	58	443	1 722	7 435
	Establishments with 1 to 4 employees	20	X	X	X
	Establishments with 5 to 9 employees	22	X	X	X
	Establishments with 10 to 19 employees	12	X	X	X
	Establishments with 20 to 49 employees	4	X	X	X
	Establishments with 50 to 99 employees	—	X	X	X
	Establishments with 100 to 249 employees	—	X	X	X
	Establishments with 250 to 499 employees	—	X	X	X
	Establishments with 500 to 999 employees	—	X	X	X
	Establishments with 1,000 employees or more	—	X	X	X
4483	Jewelry, luggage, and leather goods stores				
	All establishments	73	362	2 275	9 444
	Establishments with 1 to 4 employees	54	X	X	X
	Establishments with 5 to 9 employees	12	X	X	X
	Establishments with 10 to 19 employees	6	X	X	X
	Establishments with 20 to 49 employees	—	X	X	X
	Establishments with 50 to 99 employees	1	X	X	X
	Establishments with 100 to 249 employees	—	X	X	X
	Establishments with 250 to 499 employees	—	X	X	X
	Establishments with 500 to 999 employees	—	X	X	X
	Establishments with 1,000 employees or more	—	X	X	X
44831	Jewelry stores				
	All establishments	72	e	D	D
	Establishments with 1 to 4 employees	53	X	X	X
	Establishments with 5 to 9 employees	12	X	X	X
	Establishments with 10 to 19 employees	6	X	X	X
	Establishments with 20 to 49 employees	—	X	X	X
	Establishments with 50 to 99 employees	1	X	X	X
	Establishments with 100 to 249 employees	—	X	X	X
	Establishments with 250 to 499 employees	—	X	X	X
	Establishments with 500 to 999 employees	—	X	X	X
	Establishments with 1,000 employees or more	—	X	X	X
448310	Jewelry stores				
	All establishments	72	e	D	D
	Establishments with 1 to 4 employees	53	X	X	X
	Establishments with 5 to 9 employees	12	X	X	X
	Establishments with 10 to 19 employees	6	X	X	X
	Establishments with 20 to 49 employees	—	X	X	X
	Establishments with 50 to 99 employees	1	X	X	X
	Establishments with 100 to 249 employees	—	X	X	X
	Establishments with 250 to 499 employees	—	X	X	X
	Establishments with 500 to 999 employees	—	X	X	X
	Establishments with 1,000 employees or more	—	X	X	X

See footnotes at end of table.

Table 5. Establishments, Employees, and Payroll by Industry and Employment Size of Establishments by County: 2004—Con.

[Excludes most government employees, railroad employees, and self-employed persons. Size class 1 to 4 employees includes establishments having payroll, but no employees, during mid-March pay period. For meaning of abbreviations and symbols, see introductory text. For explanation of terms, see Appendix A. For statement on reliability, see the note at the end of the table and Appendix C]

NAICS code	Geography, kind of business, and employment size class	Establishments (number)	Paid employees for pay period including March 12 (number)	First-quarter payroll (\$1,000)	Annual payroll (\$1,000)
44-45	PASSAIC—Con.				
	Retail trade—Con.				
451	Sporting goods, hobby, book, and music stores				
	All establishments	76	1 156	4 306	17 528
	Establishments with 1 to 4 employees	41	X	X	X
	Establishments with 5 to 9 employees	7	X	X	X
	Establishments with 10 to 19 employees	10	X	X	X
	Establishments with 20 to 49 employees	12	X	X	X
	Establishments with 50 to 99 employees	6	X	X	X
	Establishments with 100 to 249 employees	—	X	X	X
	Establishments with 250 to 499 employees	—	X	X	X
	Establishments with 500 to 999 employees	—	X	X	X
	Establishments with 1,000 employees or more	—	X	X	X
4511	Sporting goods, hobby, and musical instrument stores				
	All establishments	44	798	3 205	13 156
	Establishments with 1 to 4 employees	22	X	X	X
	Establishments with 5 to 9 employees	4	X	X	X
	Establishments with 10 to 19 employees	5	X	X	X
	Establishments with 20 to 49 employees	8	X	X	X
	Establishments with 50 to 99 employees	5	X	X	X
	Establishments with 100 to 249 employees	—	X	X	X
	Establishments with 250 to 499 employees	—	X	X	X
	Establishments with 500 to 999 employees	—	X	X	X
	Establishments with 1,000 employees or more	—	X	X	X
45111	Sporting goods stores				
	All establishments	18	296	1 262	4 756
	Establishments with 1 to 4 employees	12	X	X	X
	Establishments with 5 to 9 employees	—	X	X	X
	Establishments with 10 to 19 employees	1	X	X	X
	Establishments with 20 to 49 employees	3	X	X	X
	Establishments with 50 to 99 employees	2	X	X	X
	Establishments with 100 to 249 employees	—	X	X	X
	Establishments with 250 to 499 employees	—	X	X	X
	Establishments with 500 to 999 employees	—	X	X	X
	Establishments with 1,000 employees or more	—	X	X	X
451110	Sporting goods stores				
	All establishments	18	296	1 262	4 756
	Establishments with 1 to 4 employees	12	X	X	X
	Establishments with 5 to 9 employees	—	X	X	X
	Establishments with 10 to 19 employees	1	X	X	X
	Establishments with 20 to 49 employees	3	X	X	X
	Establishments with 50 to 99 employees	2	X	X	X
	Establishments with 100 to 249 employees	—	X	X	X
	Establishments with 250 to 499 employees	—	X	X	X
	Establishments with 500 to 999 employees	—	X	X	X
	Establishments with 1,000 employees or more	—	X	X	X
45112	Hobby, toy, and game stores				
	All establishments	21	442	1 576	7 030
	Establishments with 1 to 4 employees	7	X	X	X
	Establishments with 5 to 9 employees	4	X	X	X
	Establishments with 10 to 19 employees	3	X	X	X
	Establishments with 20 to 49 employees	4	X	X	X
	Establishments with 50 to 99 employees	3	X	X	X
	Establishments with 100 to 249 employees	—	X	X	X
	Establishments with 250 to 499 employees	—	X	X	X
	Establishments with 500 to 999 employees	—	X	X	X
	Establishments with 1,000 employees or more	—	X	X	X
451120	Hobby, toy, and game stores				
	All establishments	21	442	1 576	7 030
	Establishments with 1 to 4 employees	7	X	X	X
	Establishments with 5 to 9 employees	4	X	X	X
	Establishments with 10 to 19 employees	3	X	X	X
	Establishments with 20 to 49 employees	4	X	X	X
	Establishments with 50 to 99 employees	3	X	X	X
	Establishments with 100 to 249 employees	—	X	X	X
	Establishments with 250 to 499 employees	—	X	X	X
	Establishments with 500 to 999 employees	—	X	X	X
	Establishments with 1,000 employees or more	—	X	X	X
4512	Book, periodical, and music stores				
	All establishments	32	358	1 101	4 372
	Establishments with 1 to 4 employees	19	X	X	X
	Establishments with 5 to 9 employees	3	X	X	X
	Establishments with 10 to 19 employees	5	X	X	X
	Establishments with 20 to 49 employees	4	X	X	X
	Establishments with 50 to 99 employees	1	X	X	X
	Establishments with 100 to 249 employees	—	X	X	X
	Establishments with 250 to 499 employees	—	X	X	X
	Establishments with 500 to 999 employees	—	X	X	X
	Establishments with 1,000 employees or more	—	X	X	X

See footnotes at end of table.

Table 5. Establishments, Employees, and Payroll by Industry and Employment Size of Establishments by County: 2004—Con.

[Excludes most government employees, railroad employees, and self-employed persons. Size class 1 to 4 employees includes establishments having payroll, but no employees, during mid-March pay period. For meaning of abbreviations and symbols, see introductory text. For explanation of terms, see Appendix A. For statement on reliability, see the note at the end of the table and Appendix C]

NAICS code	Geography, kind of business, and employment size class	Establishments (number)	Paid employees for pay period including March 12 (number)	First-quarter payroll (\$1,000)	Annual payroll (\$1,000)
	PASSAIC—Con.				
44-45	Retail trade—Con.				
451	Sporting goods, hobby, book, and music stores—Con.				
4512	Book, periodical, and music stores—Con.				
45121	Book stores and news dealers				
	All establishments	17	238	819	3 268
	Establishments with 1 to 4 employees	10	X	X	X
	Establishments with 5 to 9 employees	2	X	X	X
	Establishments with 10 to 19 employees	2	X	X	X
	Establishments with 20 to 49 employees	2	X	X	X
	Establishments with 50 to 99 employees	1	X	X	X
	Establishments with 100 to 249 employees	—	X	X	X
	Establishments with 250 to 499 employees	—	X	X	X
	Establishments with 500 to 999 employees	—	X	X	X
	Establishments with 1,000 employees or more	—	X	X	X
451211	Book stores				
	All establishments	12	230	783	3 096
	Establishments with 1 to 4 employees	5	X	X	X
	Establishments with 5 to 9 employees	2	X	X	X
	Establishments with 10 to 19 employees	2	X	X	X
	Establishments with 20 to 49 employees	2	X	X	X
	Establishments with 50 to 99 employees	1	X	X	X
	Establishments with 100 to 249 employees	—	X	X	X
	Establishments with 250 to 499 employees	—	X	X	X
	Establishments with 500 to 999 employees	—	X	X	X
	Establishments with 1,000 employees or more	—	X	X	X
45122	Prerecorded tape, compact disc, and record stores				
	All establishments	15	120	282	1 104
	Establishments with 1 to 4 employees	9	X	X	X
	Establishments with 5 to 9 employees	1	X	X	X
	Establishments with 10 to 19 employees	3	X	X	X
	Establishments with 20 to 49 employees	2	X	X	X
	Establishments with 50 to 99 employees	—	X	X	X
	Establishments with 100 to 249 employees	—	X	X	X
	Establishments with 250 to 499 employees	—	X	X	X
	Establishments with 500 to 999 employees	—	X	X	X
	Establishments with 1,000 employees or more	—	X	X	X
451220	Prerecorded tape, compact disc, and record stores				
	All establishments	15	120	282	1 104
	Establishments with 1 to 4 employees	9	X	X	X
	Establishments with 5 to 9 employees	1	X	X	X
	Establishments with 10 to 19 employees	3	X	X	X
	Establishments with 20 to 49 employees	2	X	X	X
	Establishments with 50 to 99 employees	—	X	X	X
	Establishments with 100 to 249 employees	—	X	X	X
	Establishments with 250 to 499 employees	—	X	X	X
	Establishments with 500 to 999 employees	—	X	X	X
	Establishments with 1,000 employees or more	—	X	X	X
452	General merchandise stores				
	All establishments	65	3 532	16 002	72 164
	Establishments with 1 to 4 employees	36	X	X	X
	Establishments with 5 to 9 employees	6	X	X	X
	Establishments with 10 to 19 employees	3	X	X	X
	Establishments with 20 to 49 employees	6	X	X	X
	Establishments with 50 to 99 employees	—	X	X	X
	Establishments with 100 to 249 employees	9	X	X	X
	Establishments with 250 to 499 employees	4	X	X	X
	Establishments with 500 to 999 employees	1	X	X	X
	Establishments with 1,000 employees or more	—	X	X	X
4521	Department stores				
	All establishments	16	2 705	11 183	48 437
	Establishments with 1 to 4 employees	5	X	X	X
	Establishments with 5 to 9 employees	—	X	X	X
	Establishments with 10 to 19 employees	—	X	X	X
	Establishments with 20 to 49 employees	—	X	X	X
	Establishments with 50 to 99 employees	—	X	X	X
	Establishments with 100 to 249 employees	6	X	X	X
	Establishments with 250 to 499 employees	4	X	X	X
	Establishments with 500 to 999 employees	1	X	X	X
	Establishments with 1,000 employees or more	—	X	X	X
45211	Department stores				
	All establishments	16	2 705	11 183	48 437
	Establishments with 1 to 4 employees	5	X	X	X
	Establishments with 5 to 9 employees	—	X	X	X
	Establishments with 10 to 19 employees	—	X	X	X
	Establishments with 20 to 49 employees	—	X	X	X
	Establishments with 50 to 99 employees	—	X	X	X
	Establishments with 100 to 249 employees	6	X	X	X
	Establishments with 250 to 499 employees	4	X	X	X
	Establishments with 500 to 999 employees	1	X	X	X
	Establishments with 1,000 employees or more	—	X	X	X

See footnotes at end of table.

Table 5. Establishments, Employees, and Payroll by Industry and Employment Size of Establishments by County: 2004—Con.

[Excludes most government employees, railroad employees, and self-employed persons. Size class 1 to 4 employees includes establishments having payroll, but no employees, during mid-March pay period. For meaning of abbreviations and symbols, see introductory text. For explanation of terms, see Appendix A. For statement on reliability, see the note at the end of the table and Appendix C]

NAICS code	Geography, kind of business, and employment size class	Establishments (number)	Paid employees for pay period including March 12 (number)	First-quarter payroll (\$1,000)	Annual payroll (\$1,000)
44-45	PASSAIC—Con.				
	Retail trade—Con.				
452	General merchandise stores—Con.				
4521	Department stores—Con.				
45211	Department stores—Con.				
452111	Department stores (except discount department stores)				
	All establishments	6	1 731	7 810	33 709
	Establishments with 1 to 4 employees	1	X	X	X
	Establishments with 5 to 9 employees	—	X	X	X
	Establishments with 10 to 19 employees	—	X	X	X
	Establishments with 20 to 49 employees	—	X	X	X
	Establishments with 50 to 99 employees	—	X	X	X
	Establishments with 100 to 249 employees	1	X	X	X
	Establishments with 250 to 499 employees	3	X	X	X
	Establishments with 500 to 999 employees	1	X	X	X
	Establishments with 1,000 employees or more	—	X	X	X
452112	Discount department stores				
	All establishments	10	974	3 373	14 728
	Establishments with 1 to 4 employees	4	X	X	X
	Establishments with 5 to 9 employees	—	X	X	X
	Establishments with 10 to 19 employees	—	X	X	X
	Establishments with 20 to 49 employees	—	X	X	X
	Establishments with 50 to 99 employees	—	X	X	X
	Establishments with 100 to 249 employees	5	X	X	X
	Establishments with 250 to 499 employees	1	X	X	X
	Establishments with 500 to 999 employees	—	X	X	X
	Establishments with 1,000 employees or more	—	X	X	X
4529	Other general merchandise stores				
	All establishments	49	827	4 819	23 727
	Establishments with 1 to 4 employees	31	X	X	X
	Establishments with 5 to 9 employees	6	X	X	X
	Establishments with 10 to 19 employees	3	X	X	X
	Establishments with 20 to 49 employees	6	X	X	X
	Establishments with 50 to 99 employees	—	X	X	X
	Establishments with 100 to 249 employees	3	X	X	X
	Establishments with 250 to 499 employees	—	X	X	X
	Establishments with 500 to 999 employees	—	X	X	X
	Establishments with 1,000 employees or more	—	X	X	X
45291	Warehouse clubs and supercenters				
	All establishments	2	e	D	D
	Establishments with 1 to 4 employees	—	X	X	X
	Establishments with 5 to 9 employees	—	X	X	X
	Establishments with 10 to 19 employees	—	X	X	X
	Establishments with 20 to 49 employees	—	X	X	X
	Establishments with 50 to 99 employees	—	X	X	X
	Establishments with 100 to 249 employees	2	X	X	X
	Establishments with 250 to 499 employees	—	X	X	X
	Establishments with 500 to 999 employees	—	X	X	X
	Establishments with 1,000 employees or more	—	X	X	X
452910	Warehouse clubs and supercenters				
	All establishments	2	e	D	D
	Establishments with 1 to 4 employees	—	X	X	X
	Establishments with 5 to 9 employees	—	X	X	X
	Establishments with 10 to 19 employees	—	X	X	X
	Establishments with 20 to 49 employees	—	X	X	X
	Establishments with 50 to 99 employees	—	X	X	X
	Establishments with 100 to 249 employees	2	X	X	X
	Establishments with 250 to 499 employees	—	X	X	X
	Establishments with 500 to 999 employees	—	X	X	X
	Establishments with 1,000 employees or more	—	X	X	X
45299	All other general merchandise stores				
	All establishments	47	e	D	D
	Establishments with 1 to 4 employees	31	X	X	X
	Establishments with 5 to 9 employees	6	X	X	X
	Establishments with 10 to 19 employees	3	X	X	X
	Establishments with 20 to 49 employees	6	X	X	X
	Establishments with 50 to 99 employees	—	X	X	X
	Establishments with 100 to 249 employees	1	X	X	X
	Establishments with 250 to 499 employees	—	X	X	X
	Establishments with 500 to 999 employees	—	X	X	X
	Establishments with 1,000 employees or more	—	X	X	X
452990	All other general merchandise stores				
	All establishments	47	e	D	D
	Establishments with 1 to 4 employees	31	X	X	X
	Establishments with 5 to 9 employees	6	X	X	X
	Establishments with 10 to 19 employees	3	X	X	X
	Establishments with 20 to 49 employees	6	X	X	X
	Establishments with 50 to 99 employees	—	X	X	X
	Establishments with 100 to 249 employees	1	X	X	X
	Establishments with 250 to 499 employees	—	X	X	X
	Establishments with 500 to 999 employees	—	X	X	X
	Establishments with 1,000 employees or more	—	X	X	X

See footnotes at end of table.

Table 5. Establishments, Employees, and Payroll by Industry and Employment Size of Establishments by County: 2004—Con.

[Excludes most government employees, railroad employees, and self-employed persons. Size class 1 to 4 employees includes establishments having payroll, but no employees, during mid-March pay period. For meaning of abbreviations and symbols, see introductory text. For explanation of terms, see Appendix A. For statement on reliability, see the note at the end of the table and Appendix C]

NAICS code	Geography, kind of business, and employment size class	Establishments (number)	Paid employees for pay period including March 12 (number)	First-quarter payroll (\$1,000)	Annual payroll (\$1,000)
	PASSAIC—Con.				
44-45	Retail trade—Con.				
452	General merchandise stores—Con.				
4529	Other general merchandise stores—Con.				
45299	All other general merchandise stores—Con.				
452990	All other general merchandise stores—Con.				
	All establishments—Con.				
	Establishments with 1,000 employees or more	—	X	X	X
453	Miscellaneous store retailers				
	All establishments	149	1 158	5 537	26 145
	Establishments with 1 to 4 employees	86	X	X	X
	Establishments with 5 to 9 employees	25	X	X	X
	Establishments with 10 to 19 employees	20	X	X	X
	Establishments with 20 to 49 employees	15	X	X	X
	Establishments with 50 to 99 employees	3	X	X	X
	Establishments with 100 to 249 employees	—	X	X	X
	Establishments with 250 to 499 employees	—	X	X	X
	Establishments with 500 to 999 employees	—	X	X	X
	Establishments with 1,000 employees or more	—	X	X	X
4531	Florists				
	All establishments	32	133	473	2 073
	Establishments with 1 to 4 employees	22	X	X	X
	Establishments with 5 to 9 employees	6	X	X	X
	Establishments with 10 to 19 employees	4	X	X	X
	Establishments with 20 to 49 employees	—	X	X	X
	Establishments with 50 to 99 employees	—	X	X	X
	Establishments with 100 to 249 employees	—	X	X	X
	Establishments with 250 to 499 employees	—	X	X	X
	Establishments with 500 to 999 employees	—	X	X	X
	Establishments with 1,000 employees or more	—	X	X	X
45311	Florists				
	All establishments	32	133	473	2 073
	Establishments with 1 to 4 employees	22	X	X	X
	Establishments with 5 to 9 employees	6	X	X	X
	Establishments with 10 to 19 employees	4	X	X	X
	Establishments with 20 to 49 employees	—	X	X	X
	Establishments with 50 to 99 employees	—	X	X	X
	Establishments with 100 to 249 employees	—	X	X	X
	Establishments with 250 to 499 employees	—	X	X	X
	Establishments with 500 to 999 employees	—	X	X	X
	Establishments with 1,000 employees or more	—	X	X	X
453110	Florists				
	All establishments	32	133	473	2 073
	Establishments with 1 to 4 employees	22	X	X	X
	Establishments with 5 to 9 employees	6	X	X	X
	Establishments with 10 to 19 employees	4	X	X	X
	Establishments with 20 to 49 employees	—	X	X	X
	Establishments with 50 to 99 employees	—	X	X	X
	Establishments with 100 to 249 employees	—	X	X	X
	Establishments with 250 to 499 employees	—	X	X	X
	Establishments with 500 to 999 employees	—	X	X	X
	Establishments with 1,000 employees or more	—	X	X	X
4532	Office supplies, stationery, and gift stores				
	All establishments	45	516	2 414	9 504
	Establishments with 1 to 4 employees	20	X	X	X
	Establishments with 5 to 9 employees	8	X	X	X
	Establishments with 10 to 19 employees	5	X	X	X
	Establishments with 20 to 49 employees	11	X	X	X
	Establishments with 50 to 99 employees	1	X	X	X
	Establishments with 100 to 249 employees	—	X	X	X
	Establishments with 250 to 499 employees	—	X	X	X
	Establishments with 500 to 999 employees	—	X	X	X
	Establishments with 1,000 employees or more	—	X	X	X
45321	Office supplies and stationery stores				
	All establishments	10	189	1 074	4 263
	Establishments with 1 to 4 employees	3	X	X	X
	Establishments with 5 to 9 employees	1	X	X	X
	Establishments with 10 to 19 employees	—	X	X	X
	Establishments with 20 to 49 employees	6	X	X	X
	Establishments with 50 to 99 employees	—	X	X	X
	Establishments with 100 to 249 employees	—	X	X	X
	Establishments with 250 to 499 employees	—	X	X	X
	Establishments with 500 to 999 employees	—	X	X	X
	Establishments with 1,000 employees or more	—	X	X	X

See footnotes at end of table.

Table 5. Establishments, Employees, and Payroll by Industry and Employment Size of Establishments by County: 2004—Con.

[Excludes most government employees, railroad employees, and self-employed persons. Size class 1 to 4 employees includes establishments having payroll, but no employees, during mid-March pay period. For meaning of abbreviations and symbols, see introductory text. For explanation of terms, see Appendix A. For statement on reliability, see the note at the end of the table and Appendix C]

NAICS code	Geography, kind of business, and employment size class	Establishments (number)	Paid employees for pay period including March 12 (number)	First-quarter payroll (\$1,000)	Annual payroll (\$1,000)
44-45	PASSAIC—Con.				
	Retail trade—Con.				
453	Miscellaneous store retailers—Con.				
4532	Office supplies, stationery, and gift stores—Con.				
45321	Office supplies and stationery stores—Con.				
453210	Office supplies and stationery stores				
	All establishments	10	189	1 074	4 263
	Establishments with 1 to 4 employees	3	X	X	X
	Establishments with 5 to 9 employees	1	X	X	X
	Establishments with 10 to 19 employees	—	X	X	X
	Establishments with 20 to 49 employees	6	X	X	X
	Establishments with 50 to 99 employees	—	X	X	X
	Establishments with 100 to 249 employees	—	X	X	X
	Establishments with 250 to 499 employees	—	X	X	X
	Establishments with 500 to 999 employees	—	X	X	X
	Establishments with 1,000 employees or more	—	X	X	X
45322	Gift, novelty, and souvenir stores				
	All establishments	35	327	1 340	5 241
	Establishments with 1 to 4 employees	17	X	X	X
	Establishments with 5 to 9 employees	7	X	X	X
	Establishments with 10 to 19 employees	5	X	X	X
	Establishments with 20 to 49 employees	5	X	X	X
	Establishments with 50 to 99 employees	1	X	X	X
	Establishments with 100 to 249 employees	—	X	X	X
	Establishments with 250 to 499 employees	—	X	X	X
	Establishments with 500 to 999 employees	—	X	X	X
	Establishments with 1,000 employees or more	—	X	X	X
453220	Gift, novelty, and souvenir stores				
	All establishments	35	327	1 340	5 241
	Establishments with 1 to 4 employees	17	X	X	X
	Establishments with 5 to 9 employees	7	X	X	X
	Establishments with 10 to 19 employees	5	X	X	X
	Establishments with 20 to 49 employees	5	X	X	X
	Establishments with 50 to 99 employees	1	X	X	X
	Establishments with 100 to 249 employees	—	X	X	X
	Establishments with 250 to 499 employees	—	X	X	X
	Establishments with 500 to 999 employees	—	X	X	X
	Establishments with 1,000 employees or more	—	X	X	X
4533	Used merchandise stores				
	All establishments	11	112	470	2 251
	Establishments with 1 to 4 employees	5	X	X	X
	Establishments with 5 to 9 employees	2	X	X	X
	Establishments with 10 to 19 employees	3	X	X	X
	Establishments with 20 to 49 employees	—	X	X	X
	Establishments with 50 to 99 employees	1	X	X	X
	Establishments with 100 to 249 employees	—	X	X	X
	Establishments with 250 to 499 employees	—	X	X	X
	Establishments with 500 to 999 employees	—	X	X	X
	Establishments with 1,000 employees or more	—	X	X	X
45331	Used merchandise stores				
	All establishments	11	112	470	2 251
	Establishments with 1 to 4 employees	5	X	X	X
	Establishments with 5 to 9 employees	2	X	X	X
	Establishments with 10 to 19 employees	3	X	X	X
	Establishments with 20 to 49 employees	—	X	X	X
	Establishments with 50 to 99 employees	1	X	X	X
	Establishments with 100 to 249 employees	—	X	X	X
	Establishments with 250 to 499 employees	—	X	X	X
	Establishments with 500 to 999 employees	—	X	X	X
	Establishments with 1,000 employees or more	—	X	X	X
453310	Used merchandise stores				
	All establishments	11	112	470	2 251
	Establishments with 1 to 4 employees	5	X	X	X
	Establishments with 5 to 9 employees	2	X	X	X
	Establishments with 10 to 19 employees	3	X	X	X
	Establishments with 20 to 49 employees	—	X	X	X
	Establishments with 50 to 99 employees	1	X	X	X
	Establishments with 100 to 249 employees	—	X	X	X
	Establishments with 250 to 499 employees	—	X	X	X
	Establishments with 500 to 999 employees	—	X	X	X
	Establishments with 1,000 employees or more	—	X	X	X
4539	Other miscellaneous store retailers				
	All establishments	61	397	2 180	12 317
	Establishments with 1 to 4 employees	39	X	X	X
	Establishments with 5 to 9 employees	9	X	X	X
	Establishments with 10 to 19 employees	8	X	X	X
	Establishments with 20 to 49 employees	4	X	X	X
	Establishments with 50 to 99 employees	1	X	X	X
	Establishments with 100 to 249 employees	—	X	X	X
	Establishments with 250 to 499 employees	—	X	X	X
	Establishments with 500 to 999 employees	—	X	X	X
	Establishments with 1,000 employees or more	—	X	X	X

See footnotes at end of table.

Table 5. Establishments, Employees, and Payroll by Industry and Employment Size of Establishments by County: 2004—Con.

[Excludes most government employees, railroad employees, and self-employed persons. Size class 1 to 4 employees includes establishments having payroll, but no employees, during mid-March pay period. For meaning of abbreviations and symbols, see introductory text. For explanation of terms, see Appendix A. For statement on reliability, see the note at the end of the table and Appendix C]

NAICS code	Geography, kind of business, and employment size class	Establishments (number)	Paid employees for pay period including March 12 (number)	First-quarter payroll (\$1,000)	Annual payroll (\$1,000)
PASSAIC—Con.					
44-45	Retail trade—Con.				
453	Miscellaneous store retailers—Con.				
4539	Other miscellaneous store retailers—Con.				
45391	Pet and pet supplies stores				
	All establishments	18	187	731	3 460
	Establishments with 1 to 4 employees	8	X	X	X
	Establishments with 5 to 9 employees	3	X	X	X
	Establishments with 10 to 19 employees	4	X	X	X
	Establishments with 20 to 49 employees	3	X	X	X
	Establishments with 50 to 99 employees	—	X	X	X
	Establishments with 100 to 249 employees	—	X	X	X
	Establishments with 250 to 499 employees	—	X	X	X
	Establishments with 500 to 999 employees	—	X	X	X
	Establishments with 1,000 employees or more	—	X	X	X
453910	Pet and pet supplies stores				
	All establishments	18	187	731	3 460
	Establishments with 1 to 4 employees	8	X	X	X
	Establishments with 5 to 9 employees	3	X	X	X
	Establishments with 10 to 19 employees	4	X	X	X
	Establishments with 20 to 49 employees	3	X	X	X
	Establishments with 50 to 99 employees	—	X	X	X
	Establishments with 100 to 249 employees	—	X	X	X
	Establishments with 250 to 499 employees	—	X	X	X
	Establishments with 500 to 999 employees	—	X	X	X
	Establishments with 1,000 employees or more	—	X	X	X
45399	All other miscellaneous store retailers				
	All establishments	39	201	1 397	8 731
	Establishments with 1 to 4 employees	28	X	X	X
	Establishments with 5 to 9 employees	5	X	X	X
	Establishments with 10 to 19 employees	4	X	X	X
	Establishments with 20 to 49 employees	1	X	X	X
	Establishments with 50 to 99 employees	1	X	X	X
	Establishments with 100 to 249 employees	—	X	X	X
	Establishments with 250 to 499 employees	—	X	X	X
	Establishments with 500 to 999 employees	—	X	X	X
	Establishments with 1,000 employees or more	—	X	X	X
453998	All other miscellaneous store retailers (except tobacco stores)				
	All establishments	33	179	1 338	8 591
	Establishments with 1 to 4 employees	23	X	X	X
	Establishments with 5 to 9 employees	5	X	X	X
	Establishments with 10 to 19 employees	3	X	X	X
	Establishments with 20 to 49 employees	1	X	X	X
	Establishments with 50 to 99 employees	1	X	X	X
	Establishments with 100 to 249 employees	—	X	X	X
	Establishments with 250 to 499 employees	—	X	X	X
	Establishments with 500 to 999 employees	—	X	X	X
	Establishments with 1,000 employees or more	—	X	X	X
454	Nonstore retailers				
	All establishments	69	675	7 001	31 307
	Establishments with 1 to 4 employees	39	X	X	X
	Establishments with 5 to 9 employees	15	X	X	X
	Establishments with 10 to 19 employees	6	X	X	X
	Establishments with 20 to 49 employees	7	X	X	X
	Establishments with 50 to 99 employees	1	X	X	X
	Establishments with 100 to 249 employees	1	X	X	X
	Establishments with 250 to 499 employees	—	X	X	X
	Establishments with 500 to 999 employees	—	X	X	X
	Establishments with 1,000 employees or more	—	X	X	X
4541	Electronic shopping and mail-order houses				
	All establishments	16	269	3 077	15 159
	Establishments with 1 to 4 employees	7	X	X	X
	Establishments with 5 to 9 employees	5	X	X	X
	Establishments with 10 to 19 employees	1	X	X	X
	Establishments with 20 to 49 employees	2	X	X	X
	Establishments with 50 to 99 employees	—	X	X	X
	Establishments with 100 to 249 employees	1	X	X	X
	Establishments with 250 to 499 employees	—	X	X	X
	Establishments with 500 to 999 employees	—	X	X	X
	Establishments with 1,000 employees or more	—	X	X	X
45411	Electronic shopping and mail-order houses				
	All establishments	16	269	3 077	15 159
	Establishments with 1 to 4 employees	7	X	X	X
	Establishments with 5 to 9 employees	5	X	X	X
	Establishments with 10 to 19 employees	1	X	X	X
	Establishments with 20 to 49 employees	2	X	X	X
	Establishments with 50 to 99 employees	—	X	X	X
	Establishments with 100 to 249 employees	1	X	X	X
	Establishments with 250 to 499 employees	—	X	X	X
	Establishments with 500 to 999 employees	—	X	X	X
	Establishments with 1,000 employees or more	—	X	X	X

See footnotes at end of table.

Table 5. Establishments, Employees, and Payroll by Industry and Employment Size of Establishments by County: 2004—Con.

[Excludes most government employees, railroad employees, and self-employed persons. Size class 1 to 4 employees includes establishments having payroll, but no employees, during mid-March pay period. For meaning of abbreviations and symbols, see introductory text. For explanation of terms, see Appendix A. For statement on reliability, see the note at the end of the table and Appendix C]

NAICS code	Geography, kind of business, and employment size class	Establishments (number)	Paid employees for pay period including March 12 (number)	First-quarter payroll (\$1,000)	Annual payroll (\$1,000)
44-45	PASSAIC—Con.				
	Retail trade—Con.				
454	Nonstore retailers—Con.				
4541	Electronic shopping and mail-order houses—Con.				
45411	Electronic shopping and mail-order houses—Con.				
454111	Electronic shopping				
	All establishments	8	193	2 272	12 051
	Establishments with 1 to 4 employees	3	X	X	X
	Establishments with 5 to 9 employees	3	X	X	X
	Establishments with 10 to 19 employees	—	X	X	X
	Establishments with 20 to 49 employees	1	X	X	X
	Establishments with 50 to 99 employees	—	X	X	X
	Establishments with 100 to 249 employees	1	X	X	X
	Establishments with 250 to 499 employees	—	X	X	X
	Establishments with 500 to 999 employees	—	X	X	X
	Establishments with 1,000 employees or more	—	X	X	X
4543	Direct selling establishments				
	All establishments	44	330	3 286	13 887
	Establishments with 1 to 4 employees	26	X	X	X
	Establishments with 5 to 9 employees	9	X	X	X
	Establishments with 10 to 19 employees	4	X	X	X
	Establishments with 20 to 49 employees	4	X	X	X
	Establishments with 50 to 99 employees	1	X	X	X
	Establishments with 100 to 249 employees	—	X	X	X
	Establishments with 250 to 499 employees	—	X	X	X
	Establishments with 500 to 999 employees	—	X	X	X
	Establishments with 1,000 employees or more	—	X	X	X
45431	Fuel dealers				
	All establishments	14	238	2 786	11 725
	Establishments with 1 to 4 employees	4	X	X	X
	Establishments with 5 to 9 employees	2	X	X	X
	Establishments with 10 to 19 employees	3	X	X	X
	Establishments with 20 to 49 employees	4	X	X	X
	Establishments with 50 to 99 employees	1	X	X	X
	Establishments with 100 to 249 employees	—	X	X	X
	Establishments with 250 to 499 employees	—	X	X	X
	Establishments with 500 to 999 employees	—	X	X	X
	Establishments with 1,000 employees or more	—	X	X	X
454311	Heating oil dealers				
	All establishments	12	c	D	D
	Establishments with 1 to 4 employees	3	X	X	X
	Establishments with 5 to 9 employees	2	X	X	X
	Establishments with 10 to 19 employees	3	X	X	X
	Establishments with 20 to 49 employees	4	X	X	X
	Establishments with 50 to 99 employees	—	X	X	X
	Establishments with 100 to 249 employees	—	X	X	X
	Establishments with 250 to 499 employees	—	X	X	X
	Establishments with 500 to 999 employees	—	X	X	X
	Establishments with 1,000 employees or more	—	X	X	X
48-49	Transportation and warehousing				
	All establishments	328	4 214	29 154	125 932
	Establishments with 1 to 4 employees	208	X	X	X
	Establishments with 5 to 9 employees	48	X	X	X
	Establishments with 10 to 19 employees	26	X	X	X
	Establishments with 20 to 49 employees	26	X	X	X
	Establishments with 50 to 99 employees	11	X	X	X
	Establishments with 100 to 249 employees	8	X	X	X
	Establishments with 250 to 499 employees	1	X	X	X
	Establishments with 500 to 999 employees	—	X	X	X
	Establishments with 1,000 employees or more	—	X	X	X
484	Truck transportation				
	All establishments	159	2 038	17 268	75 681
	Establishments with 1 to 4 employees	105	X	X	X
	Establishments with 5 to 9 employees	19	X	X	X
	Establishments with 10 to 19 employees	13	X	X	X
	Establishments with 20 to 49 employees	13	X	X	X
	Establishments with 50 to 99 employees	6	X	X	X
	Establishments with 100 to 249 employees	2	X	X	X
	Establishments with 250 to 499 employees	1	X	X	X
	Establishments with 500 to 999 employees	—	X	X	X
	Establishments with 1,000 employees or more	—	X	X	X
4841	General freight trucking				
	All establishments	92	1 274	12 157	52 119
	Establishments with 1 to 4 employees	65	X	X	X
	Establishments with 5 to 9 employees	9	X	X	X
	Establishments with 10 to 19 employees	5	X	X	X
	Establishments with 20 to 49 employees	8	X	X	X
	Establishments with 50 to 99 employees	3	X	X	X
	Establishments with 100 to 249 employees	1	X	X	X
	Establishments with 250 to 499 employees	1	X	X	X
	Establishments with 500 to 999 employees	—	X	X	X
	Establishments with 1,000 employees or more	—	X	X	X

See footnotes at end of table.

Table 5. Establishments, Employees, and Payroll by Industry and Employment Size of Establishments by County: 2004—Con.

[Excludes most government employees, railroad employees, and self-employed persons. Size class 1 to 4 employees includes establishments having payroll, but no employees, during mid-March pay period. For meaning of abbreviations and symbols, see introductory text. For explanation of terms, see Appendix A. For statement on reliability, see the note at the end of the table and Appendix C]

NAICS code	Geography, kind of business, and employment size class	Establishments (number)	Paid employees for pay period including March 12 (number)	First-quarter payroll (\$1,000)	Annual payroll (\$1,000)
	PASSAIC—Con.				
48-49	Transportation and warehousing—Con.				
484	Truck transportation—Con.				
4841	General freight trucking—Con.				
48411	General freight trucking, local				
	All establishments	60	568	4 764	22 113
	Establishments with 1 to 4 employees	42	X	X	X
	Establishments with 5 to 9 employees	8	X	X	X
	Establishments with 10 to 19 employees	4	X	X	X
	Establishments with 20 to 49 employees	3	X	X	X
	Establishments with 50 to 99 employees	2	X	X	X
	Establishments with 100 to 249 employees	1	X	X	X
	Establishments with 250 to 499 employees	—	X	X	X
	Establishments with 500 to 999 employees	—	X	X	X
	Establishments with 1,000 employees or more	—	X	X	X
484110	General freight trucking, local				
	All establishments	60	568	4 764	22 113
	Establishments with 1 to 4 employees	42	X	X	X
	Establishments with 5 to 9 employees	8	X	X	X
	Establishments with 10 to 19 employees	4	X	X	X
	Establishments with 20 to 49 employees	3	X	X	X
	Establishments with 50 to 99 employees	2	X	X	X
	Establishments with 100 to 249 employees	1	X	X	X
	Establishments with 250 to 499 employees	—	X	X	X
	Establishments with 500 to 999 employees	—	X	X	X
	Establishments with 1,000 employees or more	—	X	X	X
48412	General freight trucking, long-distance				
	All establishments	32	706	7 393	30 006
	Establishments with 1 to 4 employees	23	X	X	X
	Establishments with 5 to 9 employees	1	X	X	X
	Establishments with 10 to 19 employees	1	X	X	X
	Establishments with 20 to 49 employees	5	X	X	X
	Establishments with 50 to 99 employees	1	X	X	X
	Establishments with 100 to 249 employees	—	X	X	X
	Establishments with 250 to 499 employees	1	X	X	X
	Establishments with 500 to 999 employees	—	X	X	X
	Establishments with 1,000 employees or more	—	X	X	X
484121	General freight trucking, long-distance, truckload (tl)				
	All establishments	23	518	5 514	22 046
	Establishments with 1 to 4 employees	18	X	X	X
	Establishments with 5 to 9 employees	1	X	X	X
	Establishments with 10 to 19 employees	—	X	X	X
	Establishments with 20 to 49 employees	3	X	X	X
	Establishments with 50 to 99 employees	—	X	X	X
	Establishments with 100 to 249 employees	—	X	X	X
	Establishments with 250 to 499 employees	1	X	X	X
	Establishments with 500 to 999 employees	—	X	X	X
	Establishments with 1,000 employees or more	—	X	X	X
484122	General freight trucking, long-distance, less than truckload (ltl)				
	All establishments	9	188	1 879	7 960
	Establishments with 1 to 4 employees	5	X	X	X
	Establishments with 5 to 9 employees	—	X	X	X
	Establishments with 10 to 19 employees	1	X	X	X
	Establishments with 20 to 49 employees	2	X	X	X
	Establishments with 50 to 99 employees	1	X	X	X
	Establishments with 100 to 249 employees	—	X	X	X
	Establishments with 250 to 499 employees	—	X	X	X
	Establishments with 500 to 999 employees	—	X	X	X
	Establishments with 1,000 employees or more	—	X	X	X
4842	Specialized freight trucking				
	All establishments	67	764	5 111	23 562
	Establishments with 1 to 4 employees	40	X	X	X
	Establishments with 5 to 9 employees	10	X	X	X
	Establishments with 10 to 19 employees	8	X	X	X
	Establishments with 20 to 49 employees	5	X	X	X
	Establishments with 50 to 99 employees	3	X	X	X
	Establishments with 100 to 249 employees	1	X	X	X
	Establishments with 250 to 499 employees	—	X	X	X
	Establishments with 500 to 999 employees	—	X	X	X
	Establishments with 1,000 employees or more	—	X	X	X
48421	Used household and office goods moving				
	All establishments	16	144	990	4 814
	Establishments with 1 to 4 employees	9	X	X	X
	Establishments with 5 to 9 employees	3	X	X	X
	Establishments with 10 to 19 employees	2	X	X	X
	Establishments with 20 to 49 employees	2	X	X	X
	Establishments with 50 to 99 employees	—	X	X	X
	Establishments with 100 to 249 employees	—	X	X	X
	Establishments with 250 to 499 employees	—	X	X	X
	Establishments with 500 to 999 employees	—	X	X	X
	Establishments with 1,000 employees or more	—	X	X	X

See footnotes at end of table.

Table 5. Establishments, Employees, and Payroll by Industry and Employment Size of Establishments by County: 2004—Con.

[Excludes most government employees, railroad employees, and self-employed persons. Size class 1 to 4 employees includes establishments having payroll, but no employees, during mid-March pay period. For meaning of abbreviations and symbols, see introductory text. For explanation of terms, see Appendix A. For statement on reliability, see the note at the end of the table and Appendix C]

NAICS code	Geography, kind of business, and employment size class	Establishments (number)	Paid employees for pay period including March 12 (number)	First-quarter payroll (\$1,000)	Annual payroll (\$1,000)
48-49	PASSAIC—Con.				
	Transportation and warehousing—Con.				
484	Truck transportation—Con.				
4842	Specialized freight trucking—Con.				
48421	Used household and office goods moving—Con.				
484210	Used household and office goods moving				
	All establishments	16	144	990	4 814
	Establishments with 1 to 4 employees	9	X	X	X
	Establishments with 5 to 9 employees	3	X	X	X
	Establishments with 10 to 19 employees	2	X	X	X
	Establishments with 20 to 49 employees	2	X	X	X
	Establishments with 50 to 99 employees	—	X	X	X
	Establishments with 100 to 249 employees	—	X	X	X
	Establishments with 250 to 499 employees	—	X	X	X
	Establishments with 500 to 999 employees	—	X	X	X
	Establishments with 1,000 employees or more	—	X	X	X
48422	Specialized freight (except used goods) trucking, local				
	All establishments	38	428	2 367	11 361
	Establishments with 1 to 4 employees	26	X	X	X
	Establishments with 5 to 9 employees	4	X	X	X
	Establishments with 10 to 19 employees	4	X	X	X
	Establishments with 20 to 49 employees	1	X	X	X
	Establishments with 50 to 99 employees	2	X	X	X
	Establishments with 100 to 249 employees	1	X	X	X
	Establishments with 250 to 499 employees	—	X	X	X
	Establishments with 500 to 999 employees	—	X	X	X
	Establishments with 1,000 employees or more	—	X	X	X
484220	Specialized freight (except used goods) trucking, local				
	All establishments	38	428	2 367	11 361
	Establishments with 1 to 4 employees	26	X	X	X
	Establishments with 5 to 9 employees	4	X	X	X
	Establishments with 10 to 19 employees	4	X	X	X
	Establishments with 20 to 49 employees	1	X	X	X
	Establishments with 50 to 99 employees	2	X	X	X
	Establishments with 100 to 249 employees	1	X	X	X
	Establishments with 250 to 499 employees	—	X	X	X
	Establishments with 500 to 999 employees	—	X	X	X
	Establishments with 1,000 employees or more	—	X	X	X
48423	Specialized freight (except used goods) trucking, long-distance				
	All establishments	13	192	1 754	7 387
	Establishments with 1 to 4 employees	5	X	X	X
	Establishments with 5 to 9 employees	3	X	X	X
	Establishments with 10 to 19 employees	2	X	X	X
	Establishments with 20 to 49 employees	2	X	X	X
	Establishments with 50 to 99 employees	1	X	X	X
	Establishments with 100 to 249 employees	—	X	X	X
	Establishments with 250 to 499 employees	—	X	X	X
	Establishments with 500 to 999 employees	—	X	X	X
	Establishments with 1,000 employees or more	—	X	X	X
484230	Specialized freight (except used goods) trucking, long-distance				
	All establishments	13	192	1 754	7 387
	Establishments with 1 to 4 employees	5	X	X	X
	Establishments with 5 to 9 employees	3	X	X	X
	Establishments with 10 to 19 employees	2	X	X	X
	Establishments with 20 to 49 employees	2	X	X	X
	Establishments with 50 to 99 employees	1	X	X	X
	Establishments with 100 to 249 employees	—	X	X	X
	Establishments with 250 to 499 employees	—	X	X	X
	Establishments with 500 to 999 employees	—	X	X	X
	Establishments with 1,000 employees or more	—	X	X	X
485	Transit and ground passenger transportation				
	All establishments	72	1 218	5 194	21 911
	Establishments with 1 to 4 employees	43	X	X	X
	Establishments with 5 to 9 employees	11	X	X	X
	Establishments with 10 to 19 employees	8	X	X	X
	Establishments with 20 to 49 employees	4	X	X	X
	Establishments with 50 to 99 employees	1	X	X	X
	Establishments with 100 to 249 employees	5	X	X	X
	Establishments with 250 to 499 employees	—	X	X	X
	Establishments with 500 to 999 employees	—	X	X	X
	Establishments with 1,000 employees or more	—	X	X	X
4851	Urban transit systems				
	All establishments	7	c	D	D
	Establishments with 1 to 4 employees	4	X	X	X
	Establishments with 5 to 9 employees	1	X	X	X
	Establishments with 10 to 19 employees	1	X	X	X
	Establishments with 20 to 49 employees	—	X	X	X
	Establishments with 50 to 99 employees	—	X	X	X
	Establishments with 100 to 249 employees	1	X	X	X
	Establishments with 250 to 499 employees	—	X	X	X
	Establishments with 500 to 999 employees	—	X	X	X
	Establishments with 1,000 employees or more	—	X	X	X

See footnotes at end of table.

Table 5. Establishments, Employees, and Payroll by Industry and Employment Size of Establishments by County: 2004—Con.

[Excludes most government employees, railroad employees, and self-employed persons. Size class 1 to 4 employees includes establishments having payroll, but no employees, during mid-March pay period. For meaning of abbreviations and symbols, see introductory text. For explanation of terms, see Appendix A. For statement on reliability, see the note at the end of the table and Appendix C]

NAICS code	Geography, kind of business, and employment size class	Establishments (number)	Paid employees for pay period including March 12 (number)	First-quarter payroll (\$1,000)	Annual payroll (\$1,000)
PASSAIC—Con.					
48-49	Transportation and warehousing—Con.				
485	Transit and ground passenger transportation—Con.				
4851	Urban transit systems—Con.				
48511	Urban transit systems				
	All establishments	7	c	D	D
	Establishments with 1 to 4 employees	4	X	X	X
	Establishments with 5 to 9 employees	1	X	X	X
	Establishments with 10 to 19 employees	1	X	X	X
	Establishments with 20 to 49 employees	—	X	X	X
	Establishments with 50 to 99 employees	—	X	X	X
	Establishments with 100 to 249 employees	1	X	X	X
	Establishments with 250 to 499 employees	—	X	X	X
	Establishments with 500 to 999 employees	—	X	X	X
	Establishments with 1,000 employees or more	—	X	X	X
485113	Bus and motor vehicle transit systems				
	All establishments	7	c	D	D
	Establishments with 1 to 4 employees	4	X	X	X
	Establishments with 5 to 9 employees	1	X	X	X
	Establishments with 10 to 19 employees	1	X	X	X
	Establishments with 20 to 49 employees	—	X	X	X
	Establishments with 50 to 99 employees	—	X	X	X
	Establishments with 100 to 249 employees	1	X	X	X
	Establishments with 250 to 499 employees	—	X	X	X
	Establishments with 500 to 999 employees	—	X	X	X
	Establishments with 1,000 employees or more	—	X	X	X
4853	Taxi and limousine service				
	All establishments	33	130	480	2 271
	Establishments with 1 to 4 employees	24	X	X	X
	Establishments with 5 to 9 employees	3	X	X	X
	Establishments with 10 to 19 employees	5	X	X	X
	Establishments with 20 to 49 employees	1	X	X	X
	Establishments with 50 to 99 employees	—	X	X	X
	Establishments with 100 to 249 employees	—	X	X	X
	Establishments with 250 to 499 employees	—	X	X	X
	Establishments with 500 to 999 employees	—	X	X	X
	Establishments with 1,000 employees or more	—	X	X	X
4854	School and employee bus transportation				
	All establishments	15	724	2 384	9 625
	Establishments with 1 to 4 employees	4	X	X	X
	Establishments with 5 to 9 employees	3	X	X	X
	Establishments with 10 to 19 employees	1	X	X	X
	Establishments with 20 to 49 employees	3	X	X	X
	Establishments with 50 to 99 employees	—	X	X	X
	Establishments with 100 to 249 employees	4	X	X	X
	Establishments with 250 to 499 employees	—	X	X	X
	Establishments with 500 to 999 employees	—	X	X	X
	Establishments with 1,000 employees or more	—	X	X	X
48541	School and employee bus transportation				
	All establishments	15	724	2 384	9 625
	Establishments with 1 to 4 employees	4	X	X	X
	Establishments with 5 to 9 employees	3	X	X	X
	Establishments with 10 to 19 employees	1	X	X	X
	Establishments with 20 to 49 employees	3	X	X	X
	Establishments with 50 to 99 employees	—	X	X	X
	Establishments with 100 to 249 employees	4	X	X	X
	Establishments with 250 to 499 employees	—	X	X	X
	Establishments with 500 to 999 employees	—	X	X	X
	Establishments with 1,000 employees or more	—	X	X	X
485410	School and employee bus transportation				
	All establishments	15	724	2 384	9 625
	Establishments with 1 to 4 employees	4	X	X	X
	Establishments with 5 to 9 employees	3	X	X	X
	Establishments with 10 to 19 employees	1	X	X	X
	Establishments with 20 to 49 employees	3	X	X	X
	Establishments with 50 to 99 employees	—	X	X	X
	Establishments with 100 to 249 employees	4	X	X	X
	Establishments with 250 to 499 employees	—	X	X	X
	Establishments with 500 to 999 employees	—	X	X	X
	Establishments with 1,000 employees or more	—	X	X	X
488	Support activities for transportation				
	All establishments	51	c	D	D
	Establishments with 1 to 4 employees	37	X	X	X
	Establishments with 5 to 9 employees	12	X	X	X
	Establishments with 10 to 19 employees	—	X	X	X
	Establishments with 20 to 49 employees	1	X	X	X
	Establishments with 50 to 99 employees	1	X	X	X
	Establishments with 100 to 249 employees	—	X	X	X
	Establishments with 250 to 499 employees	—	X	X	X
	Establishments with 500 to 999 employees	—	X	X	X
	Establishments with 1,000 employees or more	—	X	X	X

See footnotes at end of table.

Table 5. Establishments, Employees, and Payroll by Industry and Employment Size of Establishments by County: 2004—Con.

[Excludes most government employees, railroad employees, and self-employed persons. Size class 1 to 4 employees includes establishments having payroll, but no employees, during mid-March pay period. For meaning of abbreviations and symbols, see introductory text. For explanation of terms, see Appendix A. For statement on reliability, see the note at the end of the table and Appendix C]

NAICS code	Geography, kind of business, and employment size class	Establishments (number)	Paid employees for pay period including March 12 (number)	First-quarter payroll (\$1,000)	Annual payroll (\$1,000)
PASSAIC—Con.					
48-49	Transportation and warehousing—Con.				
488	Support activities for transportation—Con.				
4885	Freight transportation arrangement				
	All establishments	27	132	1 150	5 376
	Establishments with 1 to 4 employees	20	X	X	X
	Establishments with 5 to 9 employees	6	X	X	X
	Establishments with 10 to 19 employees	—	X	X	X
	Establishments with 20 to 49 employees	—	X	X	X
	Establishments with 50 to 99 employees	1	X	X	X
	Establishments with 100 to 249 employees	—	X	X	X
	Establishments with 250 to 499 employees	—	X	X	X
	Establishments with 500 to 999 employees	—	X	X	X
	Establishments with 1,000 employees or more	—	X	X	X
48851	Freight transportation arrangement				
	All establishments	27	132	1 150	5 376
	Establishments with 1 to 4 employees	20	X	X	X
	Establishments with 5 to 9 employees	6	X	X	X
	Establishments with 10 to 19 employees	—	X	X	X
	Establishments with 20 to 49 employees	—	X	X	X
	Establishments with 50 to 99 employees	1	X	X	X
	Establishments with 100 to 249 employees	—	X	X	X
	Establishments with 250 to 499 employees	—	X	X	X
	Establishments with 500 to 999 employees	—	X	X	X
	Establishments with 1,000 employees or more	—	X	X	X
488510	Freight transportation arrangement				
	All establishments	27	132	1 150	5 376
	Establishments with 1 to 4 employees	20	X	X	X
	Establishments with 5 to 9 employees	6	X	X	X
	Establishments with 10 to 19 employees	—	X	X	X
	Establishments with 20 to 49 employees	—	X	X	X
	Establishments with 50 to 99 employees	1	X	X	X
	Establishments with 100 to 249 employees	—	X	X	X
	Establishments with 250 to 499 employees	—	X	X	X
	Establishments with 500 to 999 employees	—	X	X	X
	Establishments with 1,000 employees or more	—	X	X	X
492	Couriers and messengers				
	All establishments	19	c	D	D
	Establishments with 1 to 4 employees	12	X	X	X
	Establishments with 5 to 9 employees	2	X	X	X
	Establishments with 10 to 19 employees	3	X	X	X
	Establishments with 20 to 49 employees	2	X	X	X
	Establishments with 50 to 99 employees	—	X	X	X
	Establishments with 100 to 249 employees	—	X	X	X
	Establishments with 250 to 499 employees	—	X	X	X
	Establishments with 500 to 999 employees	—	X	X	X
	Establishments with 1,000 employees or more	—	X	X	X
493	Warehousing and storage				
	All establishments	25	584	3 894	16 019
	Establishments with 1 to 4 employees	9	X	X	X
	Establishments with 5 to 9 employees	4	X	X	X
	Establishments with 10 to 19 employees	2	X	X	X
	Establishments with 20 to 49 employees	6	X	X	X
	Establishments with 50 to 99 employees	3	X	X	X
	Establishments with 100 to 249 employees	1	X	X	X
	Establishments with 250 to 499 employees	—	X	X	X
	Establishments with 500 to 999 employees	—	X	X	X
	Establishments with 1,000 employees or more	—	X	X	X
4931	Warehousing and storage				
	All establishments	25	584	3 894	16 019
	Establishments with 1 to 4 employees	9	X	X	X
	Establishments with 5 to 9 employees	4	X	X	X
	Establishments with 10 to 19 employees	2	X	X	X
	Establishments with 20 to 49 employees	6	X	X	X
	Establishments with 50 to 99 employees	3	X	X	X
	Establishments with 100 to 249 employees	1	X	X	X
	Establishments with 250 to 499 employees	—	X	X	X
	Establishments with 500 to 999 employees	—	X	X	X
	Establishments with 1,000 employees or more	—	X	X	X
49311	General warehousing and storage				
	All establishments	22	511	3 426	14 220
	Establishments with 1 to 4 employees	9	X	X	X
	Establishments with 5 to 9 employees	3	X	X	X
	Establishments with 10 to 19 employees	2	X	X	X
	Establishments with 20 to 49 employees	4	X	X	X
	Establishments with 50 to 99 employees	3	X	X	X
	Establishments with 100 to 249 employees	1	X	X	X
	Establishments with 250 to 499 employees	—	X	X	X
	Establishments with 500 to 999 employees	—	X	X	X
	Establishments with 1,000 employees or more	—	X	X	X

See footnotes at end of table.

Table 5. Establishments, Employees, and Payroll by Industry and Employment Size of Establishments by County: 2004—Con.

[Excludes most government employees, railroad employees, and self-employed persons. Size class 1 to 4 employees includes establishments having payroll, but no employees, during mid-March pay period. For meaning of abbreviations and symbols, see introductory text. For explanation of terms, see Appendix A. For statement on reliability, see the note at the end of the table and Appendix C]

NAICS code	Geography, kind of business, and employment size class	Establishments (number)	Paid employees for pay period including March 12 (number)	First-quarter payroll (\$1,000)	Annual payroll (\$1,000)
	PASSAIC—Con.				
48-49	Transportation and warehousing—Con.				
493	Warehousing and storage—Con.				
4931	Warehousing and storage—Con.				
49311	General warehousing and storage—Con.				
493110	General warehousing and storage				
	All establishments	22	511	3 426	14 220
	Establishments with 1 to 4 employees	9	X	X	X
	Establishments with 5 to 9 employees	3	X	X	X
	Establishments with 10 to 19 employees	2	X	X	X
	Establishments with 20 to 49 employees	4	X	X	X
	Establishments with 50 to 99 employees	3	X	X	X
	Establishments with 100 to 249 employees	1	X	X	X
	Establishments with 250 to 499 employees	—	X	X	X
	Establishments with 500 to 999 employees	—	X	X	X
	Establishments with 1,000 employees or more	—	X	X	X
51	Information				
	All establishments	148	2 920	35 211	140 861
	Establishments with 1 to 4 employees	74	X	X	X
	Establishments with 5 to 9 employees	23	X	X	X
	Establishments with 10 to 19 employees	18	X	X	X
	Establishments with 20 to 49 employees	17	X	X	X
	Establishments with 50 to 99 employees	11	X	X	X
	Establishments with 100 to 249 employees	4	X	X	X
	Establishments with 250 to 499 employees	1	X	X	X
	Establishments with 500 to 999 employees	—	X	X	X
	Establishments with 1,000 employees or more	—	X	X	X
511	Publishing industries (except Internet)				
	All establishments	36	978	13 986	59 352
	Establishments with 1 to 4 employees	15	X	X	X
	Establishments with 5 to 9 employees	6	X	X	X
	Establishments with 10 to 19 employees	7	X	X	X
	Establishments with 20 to 49 employees	4	X	X	X
	Establishments with 50 to 99 employees	3	X	X	X
	Establishments with 100 to 249 employees	—	X	X	X
	Establishments with 250 to 499 employees	1	X	X	X
	Establishments with 500 to 999 employees	—	X	X	X
	Establishments with 1,000 employees or more	—	X	X	X
5111	Newspaper, periodical, book, and directory publishers				
	All establishments	23	650	5 624	24 436
	Establishments with 1 to 4 employees	11	X	X	X
	Establishments with 5 to 9 employees	4	X	X	X
	Establishments with 10 to 19 employees	4	X	X	X
	Establishments with 20 to 49 employees	3	X	X	X
	Establishments with 50 to 99 employees	—	X	X	X
	Establishments with 100 to 249 employees	—	X	X	X
	Establishments with 250 to 499 employees	1	X	X	X
	Establishments with 500 to 999 employees	—	X	X	X
	Establishments with 1,000 employees or more	—	X	X	X
51111	Newspaper publishers				
	All establishments	9	512	4 039	16 684
	Establishments with 1 to 4 employees	4	X	X	X
	Establishments with 5 to 9 employees	1	X	X	X
	Establishments with 10 to 19 employees	3	X	X	X
	Establishments with 20 to 49 employees	—	X	X	X
	Establishments with 50 to 99 employees	—	X	X	X
	Establishments with 100 to 249 employees	—	X	X	X
	Establishments with 250 to 499 employees	1	X	X	X
	Establishments with 500 to 999 employees	—	X	X	X
	Establishments with 1,000 employees or more	—	X	X	X
511110	Newspaper publishers				
	All establishments	9	512	4 039	16 684
	Establishments with 1 to 4 employees	4	X	X	X
	Establishments with 5 to 9 employees	1	X	X	X
	Establishments with 10 to 19 employees	3	X	X	X
	Establishments with 20 to 49 employees	—	X	X	X
	Establishments with 50 to 99 employees	—	X	X	X
	Establishments with 100 to 249 employees	—	X	X	X
	Establishments with 250 to 499 employees	1	X	X	X
	Establishments with 500 to 999 employees	—	X	X	X
	Establishments with 1,000 employees or more	—	X	X	X
5112	Software publishers				
	All establishments	13	328	8 362	34 916
	Establishments with 1 to 4 employees	4	X	X	X
	Establishments with 5 to 9 employees	2	X	X	X
	Establishments with 10 to 19 employees	3	X	X	X
	Establishments with 20 to 49 employees	1	X	X	X
	Establishments with 50 to 99 employees	3	X	X	X
	Establishments with 100 to 249 employees	—	X	X	X
	Establishments with 250 to 499 employees	—	X	X	X
	Establishments with 500 to 999 employees	—	X	X	X
	Establishments with 1,000 employees or more	—	X	X	X

See footnotes at end of table.

Table 5. Establishments, Employees, and Payroll by Industry and Employment Size of Establishments by County: 2004—Con.

[Excludes most government employees, railroad employees, and self-employed persons. Size class 1 to 4 employees includes establishments having payroll, but no employees, during mid-March pay period. For meaning of abbreviations and symbols, see introductory text. For explanation of terms, see Appendix A. For statement on reliability, see the note at the end of the table and Appendix C]

NAICS code	Geography, kind of business, and employment size class	Establishments (number)	Paid employees for pay period including March 12 (number)	First-quarter payroll (\$1,000)	Annual payroll (\$1,000)
51	PASSAIC—Con.				
	Information—Con.				
511	Publishing industries (except Internet)—Con.				
5112	Software publishers—Con.				
51121	Software publishers				
	All establishments	13	328	8 362	34 916
	Establishments with 1 to 4 employees	4	X	X	X
	Establishments with 5 to 9 employees	2	X	X	X
	Establishments with 10 to 19 employees	3	X	X	X
	Establishments with 20 to 49 employees	1	X	X	X
	Establishments with 50 to 99 employees	3	X	X	X
	Establishments with 100 to 249 employees	—	X	X	X
	Establishments with 250 to 499 employees	—	X	X	X
	Establishments with 500 to 999 employees	—	X	X	X
	Establishments with 1,000 employees or more	—	X	X	X
511210	Software publishers				
	All establishments	13	328	8 362	34 916
	Establishments with 1 to 4 employees	4	X	X	X
	Establishments with 5 to 9 employees	2	X	X	X
	Establishments with 10 to 19 employees	3	X	X	X
	Establishments with 20 to 49 employees	1	X	X	X
	Establishments with 50 to 99 employees	3	X	X	X
	Establishments with 100 to 249 employees	—	X	X	X
	Establishments with 250 to 499 employees	—	X	X	X
	Establishments with 500 to 999 employees	—	X	X	X
	Establishments with 1,000 employees or more	—	X	X	X
512	Motion picture and sound recording industries				
	All establishments	25	296	1 011	4 991
	Establishments with 1 to 4 employees	17	X	X	X
	Establishments with 5 to 9 employees	2	X	X	X
	Establishments with 10 to 19 employees	—	X	X	X
	Establishments with 20 to 49 employees	4	X	X	X
	Establishments with 50 to 99 employees	2	X	X	X
	Establishments with 100 to 249 employees	—	X	X	X
	Establishments with 250 to 499 employees	—	X	X	X
	Establishments with 500 to 999 employees	—	X	X	X
	Establishments with 1,000 employees or more	—	X	X	X
5121	Motion picture and video industries				
	All establishments	22	e	D	D
	Establishments with 1 to 4 employees	14	X	X	X
	Establishments with 5 to 9 employees	2	X	X	X
	Establishments with 10 to 19 employees	—	X	X	X
	Establishments with 20 to 49 employees	4	X	X	X
	Establishments with 50 to 99 employees	2	X	X	X
	Establishments with 100 to 249 employees	—	X	X	X
	Establishments with 250 to 499 employees	—	X	X	X
	Establishments with 500 to 999 employees	—	X	X	X
	Establishments with 1,000 employees or more	—	X	X	X
51213	Motion picture and video exhibition				
	All establishments	6	225	567	2 561
	Establishments with 1 to 4 employees	1	X	X	X
	Establishments with 5 to 9 employees	—	X	X	X
	Establishments with 10 to 19 employees	—	X	X	X
	Establishments with 20 to 49 employees	3	X	X	X
	Establishments with 50 to 99 employees	2	X	X	X
	Establishments with 100 to 249 employees	—	X	X	X
	Establishments with 250 to 499 employees	—	X	X	X
	Establishments with 500 to 999 employees	—	X	X	X
	Establishments with 1,000 employees or more	—	X	X	X
512131	Motion picture theaters (except drive-ins)				
	All establishments	6	225	567	2 561
	Establishments with 1 to 4 employees	1	X	X	X
	Establishments with 5 to 9 employees	—	X	X	X
	Establishments with 10 to 19 employees	—	X	X	X
	Establishments with 20 to 49 employees	3	X	X	X
	Establishments with 50 to 99 employees	2	X	X	X
	Establishments with 100 to 249 employees	—	X	X	X
	Establishments with 250 to 499 employees	—	X	X	X
	Establishments with 500 to 999 employees	—	X	X	X
	Establishments with 1,000 employees or more	—	X	X	X
517	Telecommunications				
	All establishments	61	1 109	15 473	57 918
	Establishments with 1 to 4 employees	28	X	X	X
	Establishments with 5 to 9 employees	12	X	X	X
	Establishments with 10 to 19 employees	8	X	X	X
	Establishments with 20 to 49 employees	5	X	X	X
	Establishments with 50 to 99 employees	6	X	X	X
	Establishments with 100 to 249 employees	2	X	X	X
	Establishments with 250 to 499 employees	—	X	X	X
	Establishments with 500 to 999 employees	—	X	X	X
	Establishments with 1,000 employees or more	—	X	X	X

See footnotes at end of table.

Table 5. Establishments, Employees, and Payroll by Industry and Employment Size of Establishments by County: 2004—Con.

[Excludes most government employees, railroad employees, and self-employed persons. Size class 1 to 4 employees includes establishments having payroll, but no employees, during mid-March pay period. For meaning of abbreviations and symbols, see introductory text. For explanation of terms, see Appendix A. For statement on reliability, see the note at the end of the table and Appendix C]

NAICS code	Geography, kind of business, and employment size class	Establishments (number)	Paid employees for pay period including March 12 (number)	First-quarter payroll (\$1,000)	Annual payroll (\$1,000)
51	PASSAIC—Con.				
	Information—Con.				
517	Telecommunications—Con.				
5171	Wired telecommunications carriers				
	All establishments	30	f	D	D
	Establishments with 1 to 4 employees	18	X	X	X
	Establishments with 5 to 9 employees	2	X	X	X
	Establishments with 10 to 19 employees	3	X	X	X
	Establishments with 20 to 49 employees	2	X	X	X
	Establishments with 50 to 99 employees	3	X	X	X
	Establishments with 100 to 249 employees	2	X	X	X
	Establishments with 250 to 499 employees	—	X	X	X
	Establishments with 500 to 999 employees	—	X	X	X
	Establishments with 1,000 employees or more	—	X	X	X
51711	Wired telecommunications carriers				
	All establishments	30	f	D	D
	Establishments with 1 to 4 employees	18	X	X	X
	Establishments with 5 to 9 employees	2	X	X	X
	Establishments with 10 to 19 employees	3	X	X	X
	Establishments with 20 to 49 employees	2	X	X	X
	Establishments with 50 to 99 employees	3	X	X	X
	Establishments with 100 to 249 employees	2	X	X	X
	Establishments with 250 to 499 employees	—	X	X	X
	Establishments with 500 to 999 employees	—	X	X	X
	Establishments with 1,000 employees or more	—	X	X	X
517110	Wired telecommunications carriers				
	All establishments	30	f	D	D
	Establishments with 1 to 4 employees	18	X	X	X
	Establishments with 5 to 9 employees	2	X	X	X
	Establishments with 10 to 19 employees	3	X	X	X
	Establishments with 20 to 49 employees	2	X	X	X
	Establishments with 50 to 99 employees	3	X	X	X
	Establishments with 100 to 249 employees	2	X	X	X
	Establishments with 250 to 499 employees	—	X	X	X
	Establishments with 500 to 999 employees	—	X	X	X
	Establishments with 1,000 employees or more	—	X	X	X
5172	Wireless telecommunications carriers (except satellite)				
	All establishments	17	230	2 430	9 363
	Establishments with 1 to 4 employees	4	X	X	X
	Establishments with 5 to 9 employees	6	X	X	X
	Establishments with 10 to 19 employees	4	X	X	X
	Establishments with 20 to 49 employees	2	X	X	X
	Establishments with 50 to 99 employees	1	X	X	X
	Establishments with 100 to 249 employees	—	X	X	X
	Establishments with 250 to 499 employees	—	X	X	X
	Establishments with 500 to 999 employees	—	X	X	X
	Establishments with 1,000 employees or more	—	X	X	X
51721	Wireless telecommunications carriers (except satellite)				
	All establishments	17	230	2 430	9 363
	Establishments with 1 to 4 employees	4	X	X	X
	Establishments with 5 to 9 employees	6	X	X	X
	Establishments with 10 to 19 employees	4	X	X	X
	Establishments with 20 to 49 employees	2	X	X	X
	Establishments with 50 to 99 employees	1	X	X	X
	Establishments with 100 to 249 employees	—	X	X	X
	Establishments with 250 to 499 employees	—	X	X	X
	Establishments with 500 to 999 employees	—	X	X	X
	Establishments with 1,000 employees or more	—	X	X	X
517212	Cellular and other wireless telecommunications				
	All establishments	14	176	2 059	8 646
	Establishments with 1 to 4 employees	4	X	X	X
	Establishments with 5 to 9 employees	5	X	X	X
	Establishments with 10 to 19 employees	3	X	X	X
	Establishments with 20 to 49 employees	1	X	X	X
	Establishments with 50 to 99 employees	1	X	X	X
	Establishments with 100 to 249 employees	—	X	X	X
	Establishments with 250 to 499 employees	—	X	X	X
	Establishments with 500 to 999 employees	—	X	X	X
	Establishments with 1,000 employees or more	—	X	X	X
5175	Cable and other program distribution				
	All establishments	5	c	D	D
	Establishments with 1 to 4 employees	1	X	X	X
	Establishments with 5 to 9 employees	1	X	X	X
	Establishments with 10 to 19 employees	1	X	X	X
	Establishments with 20 to 49 employees	—	X	X	X
	Establishments with 50 to 99 employees	2	X	X	X
	Establishments with 100 to 249 employees	—	X	X	X
	Establishments with 250 to 499 employees	—	X	X	X
	Establishments with 500 to 999 employees	—	X	X	X
	Establishments with 1,000 employees or more	—	X	X	X

See footnotes at end of table.

Table 5. Establishments, Employees, and Payroll by Industry and Employment Size of Establishments by County: 2004—Con.

[Excludes most government employees, railroad employees, and self-employed persons. Size class 1 to 4 employees includes establishments having payroll, but no employees, during mid-March pay period. For meaning of abbreviations and symbols, see introductory text. For explanation of terms, see Appendix A. For statement on reliability, see the note at the end of the table and Appendix C]

NAICS code	Geography, kind of business, and employment size class	Establishments (number)	Paid employees for pay period including March 12 (number)	First-quarter payroll (\$1,000)	Annual payroll (\$1,000)
51	PASSAIC—Con.				
	Information—Con.				
517	Telecommunications—Con.				
5175	Cable and other program distribution—Con.				
51751	Cable and other program distribution				
	All establishments	5	c	D	D
	Establishments with 1 to 4 employees	1	X	X	X
	Establishments with 5 to 9 employees	1	X	X	X
	Establishments with 10 to 19 employees	1	X	X	X
	Establishments with 20 to 49 employees	—	X	X	X
	Establishments with 50 to 99 employees	2	X	X	X
	Establishments with 100 to 249 employees	—	X	X	X
	Establishments with 250 to 499 employees	—	X	X	X
	Establishments with 500 to 999 employees	—	X	X	X
	Establishments with 1,000 employees or more	—	X	X	X
517510	Cable and other program distribution				
	All establishments	5	c	D	D
	Establishments with 1 to 4 employees	1	X	X	X
	Establishments with 5 to 9 employees	1	X	X	X
	Establishments with 10 to 19 employees	1	X	X	X
	Establishments with 20 to 49 employees	—	X	X	X
	Establishments with 50 to 99 employees	2	X	X	X
	Establishments with 100 to 249 employees	—	X	X	X
	Establishments with 250 to 499 employees	—	X	X	X
	Establishments with 500 to 999 employees	—	X	X	X
	Establishments with 1,000 employees or more	—	X	X	X
518	Internet service providers, web search portals, and data processing services				
	All establishments	20	e	D	D
	Establishments with 1 to 4 employees	12	X	X	X
	Establishments with 5 to 9 employees	3	X	X	X
	Establishments with 10 to 19 employees	1	X	X	X
	Establishments with 20 to 49 employees	2	X	X	X
	Establishments with 50 to 99 employees	—	X	X	X
	Establishments with 100 to 249 employees	2	X	X	X
	Establishments with 250 to 499 employees	—	X	X	X
	Establishments with 500 to 999 employees	—	X	X	X
	Establishments with 1,000 employees or more	—	X	X	X
5182	Data processing, hosting, and related services				
	All establishments	19	e	D	D
	Establishments with 1 to 4 employees	11	X	X	X
	Establishments with 5 to 9 employees	3	X	X	X
	Establishments with 10 to 19 employees	1	X	X	X
	Establishments with 20 to 49 employees	2	X	X	X
	Establishments with 50 to 99 employees	—	X	X	X
	Establishments with 100 to 249 employees	2	X	X	X
	Establishments with 250 to 499 employees	—	X	X	X
	Establishments with 500 to 999 employees	—	X	X	X
	Establishments with 1,000 employees or more	—	X	X	X
51821	Data processing, hosting, and related services				
	All establishments	19	e	D	D
	Establishments with 1 to 4 employees	11	X	X	X
	Establishments with 5 to 9 employees	3	X	X	X
	Establishments with 10 to 19 employees	1	X	X	X
	Establishments with 20 to 49 employees	2	X	X	X
	Establishments with 50 to 99 employees	—	X	X	X
	Establishments with 100 to 249 employees	2	X	X	X
	Establishments with 250 to 499 employees	—	X	X	X
	Establishments with 500 to 999 employees	—	X	X	X
	Establishments with 1,000 employees or more	—	X	X	X
518210	Data processing, hosting, and related services				
	All establishments	19	e	D	D
	Establishments with 1 to 4 employees	11	X	X	X
	Establishments with 5 to 9 employees	3	X	X	X
	Establishments with 10 to 19 employees	1	X	X	X
	Establishments with 20 to 49 employees	2	X	X	X
	Establishments with 50 to 99 employees	—	X	X	X
	Establishments with 100 to 249 employees	2	X	X	X
	Establishments with 250 to 499 employees	—	X	X	X
	Establishments with 500 to 999 employees	—	X	X	X
	Establishments with 1,000 employees or more	—	X	X	X
52	Finance and insurance				
	All establishments	592	6 266	93 007	358 663
	Establishments with 1 to 4 employees	289	X	X	X
	Establishments with 5 to 9 employees	152	X	X	X
	Establishments with 10 to 19 employees	88	X	X	X
	Establishments with 20 to 49 employees	41	X	X	X
	Establishments with 50 to 99 employees	15	X	X	X
	Establishments with 100 to 249 employees	5	X	X	X
	Establishments with 250 to 499 employees	2	X	X	X
	Establishments with 500 to 999 employees	—	X	X	X
	Establishments with 1,000 employees or more	—	X	X	X

See footnotes at end of table.

Table 5. Establishments, Employees, and Payroll by Industry and Employment Size of Establishments by County: 2004—Con.

[Excludes most government employees, railroad employees, and self-employed persons. Size class 1 to 4 employees includes establishments having payroll, but no employees, during mid-March pay period. For meaning of abbreviations and symbols, see introductory text. For explanation of terms, see Appendix A. For statement on reliability, see the note at the end of the table and Appendix C]

NAICS code	Geography, kind of business, and employment size class	Establishments (number)	Paid employees for pay period including March 12 (number)	First-quarter payroll (\$1,000)	Annual payroll (\$1,000)
	PASSAIC—Con.				
52	Finance and insurance—Con.				
522	Credit intermediation and related activities				
	All establishments	335	4 495	57 981	213 292
	Establishments with 1 to 4 employees	116	X	X	X
	Establishments with 5 to 9 employees	110	X	X	X
	Establishments with 10 to 19 employees	68	X	X	X
	Establishments with 20 to 49 employees	27	X	X	X
	Establishments with 50 to 99 employees	9	X	X	X
	Establishments with 100 to 249 employees	3	X	X	X
	Establishments with 250 to 499 employees	2	X	X	X
	Establishments with 500 to 999 employees	—	X	X	X
	Establishments with 1,000 employees or more	—	X	X	X
5221	Depository credit intermediation				
	All establishments	219	3 062	40 203	141 571
	Establishments with 1 to 4 employees	55	X	X	X
	Establishments with 5 to 9 employees	84	X	X	X
	Establishments with 10 to 19 employees	53	X	X	X
	Establishments with 20 to 49 employees	19	X	X	X
	Establishments with 50 to 99 employees	4	X	X	X
	Establishments with 100 to 249 employees	3	X	X	X
	Establishments with 250 to 499 employees	1	X	X	X
	Establishments with 500 to 999 employees	—	X	X	X
	Establishments with 1,000 employees or more	—	X	X	X
52211	Commercial banking				
	All establishments	153	2 481	31 026	116 038
	Establishments with 1 to 4 employees	23	X	X	X
	Establishments with 5 to 9 employees	69	X	X	X
	Establishments with 10 to 19 employees	41	X	X	X
	Establishments with 20 to 49 employees	13	X	X	X
	Establishments with 50 to 99 employees	4	X	X	X
	Establishments with 100 to 249 employees	2	X	X	X
	Establishments with 250 to 499 employees	1	X	X	X
	Establishments with 500 to 999 employees	—	X	X	X
	Establishments with 1,000 employees or more	—	X	X	X
522110	Commercial banking				
	All establishments	153	2 481	31 026	116 038
	Establishments with 1 to 4 employees	23	X	X	X
	Establishments with 5 to 9 employees	69	X	X	X
	Establishments with 10 to 19 employees	41	X	X	X
	Establishments with 20 to 49 employees	13	X	X	X
	Establishments with 50 to 99 employees	4	X	X	X
	Establishments with 100 to 249 employees	2	X	X	X
	Establishments with 250 to 499 employees	1	X	X	X
	Establishments with 500 to 999 employees	—	X	X	X
	Establishments with 1,000 employees or more	—	X	X	X
52212	Savings institutions				
	All establishments	57	490	8 697	23 334
	Establishments with 1 to 4 employees	26	X	X	X
	Establishments with 5 to 9 employees	15	X	X	X
	Establishments with 10 to 19 employees	11	X	X	X
	Establishments with 20 to 49 employees	4	X	X	X
	Establishments with 50 to 99 employees	—	X	X	X
	Establishments with 100 to 249 employees	1	X	X	X
	Establishments with 250 to 499 employees	—	X	X	X
	Establishments with 500 to 999 employees	—	X	X	X
	Establishments with 1,000 employees or more	—	X	X	X
522120	Savings institutions				
	All establishments	57	490	8 697	23 334
	Establishments with 1 to 4 employees	26	X	X	X
	Establishments with 5 to 9 employees	15	X	X	X
	Establishments with 10 to 19 employees	11	X	X	X
	Establishments with 20 to 49 employees	4	X	X	X
	Establishments with 50 to 99 employees	—	X	X	X
	Establishments with 100 to 249 employees	1	X	X	X
	Establishments with 250 to 499 employees	—	X	X	X
	Establishments with 500 to 999 employees	—	X	X	X
	Establishments with 1,000 employees or more	—	X	X	X
5222	Nondepository credit intermediation				
	All establishments	65	717	10 537	47 885
	Establishments with 1 to 4 employees	33	X	X	X
	Establishments with 5 to 9 employees	15	X	X	X
	Establishments with 10 to 19 employees	7	X	X	X
	Establishments with 20 to 49 employees	6	X	X	X
	Establishments with 50 to 99 employees	4	X	X	X
	Establishments with 100 to 249 employees	—	X	X	X
	Establishments with 250 to 499 employees	—	X	X	X
	Establishments with 500 to 999 employees	—	X	X	X
	Establishments with 1,000 employees or more	—	X	X	X

See footnotes at end of table.

Table 5. Establishments, Employees, and Payroll by Industry and Employment Size of Establishments by County: 2004—Con.

[Excludes most government employees, railroad employees, and self-employed persons. Size class 1 to 4 employees includes establishments having payroll, but no employees, during mid-March pay period. For meaning of abbreviations and symbols, see introductory text. For explanation of terms, see Appendix A. For statement on reliability, see the note at the end of the table and Appendix C]

NAICS code	Geography, kind of business, and employment size class	Establishments (number)	Paid employees for pay period including March 12 (number)	First-quarter payroll (\$1,000)	Annual payroll (\$1,000)
52	PASSAIC—Con.				
	Finance and insurance—Con.				
522	Credit intermediation and related activities—Con.				
5222	Nondepository credit intermediation—Con.				
52229	Other nondepository credit intermediation				
	All establishments	59	698	9 989	46 384
	Establishments with 1 to 4 employees	29	X	X	X
	Establishments with 5 to 9 employees	14	X	X	X
	Establishments with 10 to 19 employees	6	X	X	X
	Establishments with 20 to 49 employees	6	X	X	X
	Establishments with 50 to 99 employees	4	X	X	X
	Establishments with 100 to 249 employees	—	X	X	X
	Establishments with 250 to 499 employees	—	X	X	X
	Establishments with 500 to 999 employees	—	X	X	X
	Establishments with 1,000 employees or more	—	X	X	X
522292	Real estate credit				
	All establishments	44	648	9 526	44 411
	Establishments with 1 to 4 employees	17	X	X	X
	Establishments with 5 to 9 employees	11	X	X	X
	Establishments with 10 to 19 employees	6	X	X	X
	Establishments with 20 to 49 employees	6	X	X	X
	Establishments with 50 to 99 employees	4	X	X	X
	Establishments with 100 to 249 employees	—	X	X	X
	Establishments with 250 to 499 employees	—	X	X	X
	Establishments with 500 to 999 employees	—	X	X	X
	Establishments with 1,000 employees or more	—	X	X	X
5223	Activities related to credit intermediation				
	All establishments	51	716	7 241	23 836
	Establishments with 1 to 4 employees	28	X	X	X
	Establishments with 5 to 9 employees	11	X	X	X
	Establishments with 10 to 19 employees	8	X	X	X
	Establishments with 20 to 49 employees	2	X	X	X
	Establishments with 50 to 99 employees	1	X	X	X
	Establishments with 100 to 249 employees	—	X	X	X
	Establishments with 250 to 499 employees	1	X	X	X
	Establishments with 500 to 999 employees	—	X	X	X
	Establishments with 1,000 employees or more	—	X	X	X
52232	Financial transactions processing, reserve, and clearinghouse activities				
	All establishments	16	436	4 446	12 395
	Establishments with 1 to 4 employees	9	X	X	X
	Establishments with 5 to 9 employees	3	X	X	X
	Establishments with 10 to 19 employees	3	X	X	X
	Establishments with 20 to 49 employees	—	X	X	X
	Establishments with 50 to 99 employees	—	X	X	X
	Establishments with 100 to 249 employees	—	X	X	X
	Establishments with 250 to 499 employees	1	X	X	X
	Establishments with 500 to 999 employees	—	X	X	X
	Establishments with 1,000 employees or more	—	X	X	X
522320	Financial transactions processing, reserve, and clearinghouse activities				
	All establishments	16	436	4 446	12 395
	Establishments with 1 to 4 employees	9	X	X	X
	Establishments with 5 to 9 employees	3	X	X	X
	Establishments with 10 to 19 employees	3	X	X	X
	Establishments with 20 to 49 employees	—	X	X	X
	Establishments with 50 to 99 employees	—	X	X	X
	Establishments with 100 to 249 employees	—	X	X	X
	Establishments with 250 to 499 employees	1	X	X	X
	Establishments with 500 to 999 employees	—	X	X	X
	Establishments with 1,000 employees or more	—	X	X	X
52239	Other activities related to credit intermediation				
	All establishments	21	196	1 594	6 730
	Establishments with 1 to 4 employees	10	X	X	X
	Establishments with 5 to 9 employees	6	X	X	X
	Establishments with 10 to 19 employees	3	X	X	X
	Establishments with 20 to 49 employees	1	X	X	X
	Establishments with 50 to 99 employees	1	X	X	X
	Establishments with 100 to 249 employees	—	X	X	X
	Establishments with 250 to 499 employees	—	X	X	X
	Establishments with 500 to 999 employees	—	X	X	X
	Establishments with 1,000 employees or more	—	X	X	X
522390	Other activities related to credit intermediation				
	All establishments	21	196	1 594	6 730
	Establishments with 1 to 4 employees	10	X	X	X
	Establishments with 5 to 9 employees	6	X	X	X
	Establishments with 10 to 19 employees	3	X	X	X
	Establishments with 20 to 49 employees	1	X	X	X
	Establishments with 50 to 99 employees	1	X	X	X
	Establishments with 100 to 249 employees	—	X	X	X
	Establishments with 250 to 499 employees	—	X	X	X
	Establishments with 500 to 999 employees	—	X	X	X
	Establishments with 1,000 employees or more	—	X	X	X

See footnotes at end of table.

Table 5. Establishments, Employees, and Payroll by Industry and Employment Size of Establishments by County: 2004—Con.

[Excludes most government employees, railroad employees, and self-employed persons. Size class 1 to 4 employees includes establishments having payroll, but no employees, during mid-March pay period. For meaning of abbreviations and symbols, see introductory text. For explanation of terms, see Appendix A. For statement on reliability, see the note at the end of the table and Appendix C]

NAICS code	Geography, kind of business, and employment size class	Establishments (number)	Paid employees for pay period including March 12 (number)	First-quarter payroll (\$1,000)	Annual payroll (\$1,000)
	PASSAIC—Con.				
52	Finance and insurance—Con.				
522	Credit intermediation and related activities—Con.				
5223	Activities related to credit intermediation—Con.				
52239	Other activities related to credit intermediation—Con.				
522390	Other activities related to credit intermediation—Con.				
	All establishments—Con.				
	Establishments with 1,000 employees or more	—	X	X	X
523	Securities, commodity contracts, other financial investments, and related activities				
	All establishments	95	f	D	D
	Establishments with 1 to 4 employees	70	X	X	X
	Establishments with 5 to 9 employees	10	X	X	X
	Establishments with 10 to 19 employees	6	X	X	X
	Establishments with 20 to 49 employees	5	X	X	X
	Establishments with 50 to 99 employees	3	X	X	X
	Establishments with 100 to 249 employees	1	X	X	X
	Establishments with 250 to 499 employees	—	X	X	X
	Establishments with 500 to 999 employees	—	X	X	X
	Establishments with 1,000 employees or more	—	X	X	X
5231	Securities and commodity contracts intermediation and brokerage				
	All establishments	54	494	17 209	65 871
	Establishments with 1 to 4 employees	41	X	X	X
	Establishments with 5 to 9 employees	3	X	X	X
	Establishments with 10 to 19 employees	2	X	X	X
	Establishments with 20 to 49 employees	4	X	X	X
	Establishments with 50 to 99 employees	3	X	X	X
	Establishments with 100 to 249 employees	1	X	X	X
	Establishments with 250 to 499 employees	—	X	X	X
	Establishments with 500 to 999 employees	—	X	X	X
	Establishments with 1,000 employees or more	—	X	X	X
52311	Investment banking and securities dealing				
	All establishments	25	c	D	D
	Establishments with 1 to 4 employees	22	X	X	X
	Establishments with 5 to 9 employees	1	X	X	X
	Establishments with 10 to 19 employees	1	X	X	X
	Establishments with 20 to 49 employees	—	X	X	X
	Establishments with 50 to 99 employees	—	X	X	X
	Establishments with 100 to 249 employees	1	X	X	X
	Establishments with 250 to 499 employees	—	X	X	X
	Establishments with 500 to 999 employees	—	X	X	X
	Establishments with 1,000 employees or more	—	X	X	X
523110	Investment banking and securities dealing				
	All establishments	25	c	D	D
	Establishments with 1 to 4 employees	22	X	X	X
	Establishments with 5 to 9 employees	1	X	X	X
	Establishments with 10 to 19 employees	1	X	X	X
	Establishments with 20 to 49 employees	—	X	X	X
	Establishments with 50 to 99 employees	—	X	X	X
	Establishments with 100 to 249 employees	1	X	X	X
	Establishments with 250 to 499 employees	—	X	X	X
	Establishments with 500 to 999 employees	—	X	X	X
	Establishments with 1,000 employees or more	—	X	X	X
52312	Securities brokerage				
	All establishments	24	311	10 965	38 541
	Establishments with 1 to 4 employees	16	X	X	X
	Establishments with 5 to 9 employees	1	X	X	X
	Establishments with 10 to 19 employees	1	X	X	X
	Establishments with 20 to 49 employees	3	X	X	X
	Establishments with 50 to 99 employees	3	X	X	X
	Establishments with 100 to 249 employees	—	X	X	X
	Establishments with 250 to 499 employees	—	X	X	X
	Establishments with 500 to 999 employees	—	X	X	X
	Establishments with 1,000 employees or more	—	X	X	X
523120	Securities brokerage				
	All establishments	24	311	10 965	38 541
	Establishments with 1 to 4 employees	16	X	X	X
	Establishments with 5 to 9 employees	1	X	X	X
	Establishments with 10 to 19 employees	1	X	X	X
	Establishments with 20 to 49 employees	3	X	X	X
	Establishments with 50 to 99 employees	3	X	X	X
	Establishments with 100 to 249 employees	—	X	X	X
	Establishments with 250 to 499 employees	—	X	X	X
	Establishments with 500 to 999 employees	—	X	X	X
	Establishments with 1,000 employees or more	—	X	X	X

See footnotes at end of table.

Table 5. Establishments, Employees, and Payroll by Industry and Employment Size of Establishments by County: 2004—Con.

[Excludes most government employees, railroad employees, and self-employed persons. Size class 1 to 4 employees includes establishments having payroll, but no employees, during mid-March pay period. For meaning of abbreviations and symbols, see introductory text. For explanation of terms, see Appendix A. For statement on reliability, see the note at the end of the table and Appendix C]

NAICS code	Geography, kind of business, and employment size class	Establishments (number)	Paid employees for pay period including March 12 (number)	First-quarter payroll (\$1,000)	Annual payroll (\$1,000)
	PASSAIC—Con.				
52	Finance and insurance—Con.				
523	Securities, commodity contracts, other financial investments, and related activities—Con.				
5239	Other financial investment activities				
	All establishments	41	c	D	D
	Establishments with 1 to 4 employees	29	X	X	X
	Establishments with 5 to 9 employees	7	X	X	X
	Establishments with 10 to 19 employees	4	X	X	X
	Establishments with 20 to 49 employees	1	X	X	X
	Establishments with 50 to 99 employees	—	X	X	X
	Establishments with 100 to 249 employees	—	X	X	X
	Establishments with 250 to 499 employees	—	X	X	X
	Establishments with 500 to 999 employees	—	X	X	X
	Establishments with 1,000 employees or more	—	X	X	X
524	Insurance carriers and related activities				
	All establishments	160	g	D	D
	Establishments with 1 to 4 employees	101	X	X	X
	Establishments with 5 to 9 employees	32	X	X	X
	Establishments with 10 to 19 employees	14	X	X	X
	Establishments with 20 to 49 employees	9	X	X	X
	Establishments with 50 to 99 employees	3	X	X	X
	Establishments with 100 to 249 employees	1	X	X	X
	Establishments with 250 to 499 employees	—	X	X	X
	Establishments with 500 to 999 employees	—	X	X	X
	Establishments with 1,000 employees or more	—	X	X	X
5241	Insurance carriers				
	All establishments	16	e	D	D
	Establishments with 1 to 4 employees	9	X	X	X
	Establishments with 5 to 9 employees	2	X	X	X
	Establishments with 10 to 19 employees	1	X	X	X
	Establishments with 20 to 49 employees	2	X	X	X
	Establishments with 50 to 99 employees	1	X	X	X
	Establishments with 100 to 249 employees	1	X	X	X
	Establishments with 250 to 499 employees	—	X	X	X
	Establishments with 500 to 999 employees	—	X	X	X
	Establishments with 1,000 employees or more	—	X	X	X
52411	Direct life, health, and medical insurance carriers				
	All establishments	7	242	4 197	19 118
	Establishments with 1 to 4 employees	2	X	X	X
	Establishments with 5 to 9 employees	—	X	X	X
	Establishments with 10 to 19 employees	1	X	X	X
	Establishments with 20 to 49 employees	2	X	X	X
	Establishments with 50 to 99 employees	1	X	X	X
	Establishments with 100 to 249 employees	1	X	X	X
	Establishments with 250 to 499 employees	—	X	X	X
	Establishments with 500 to 999 employees	—	X	X	X
	Establishments with 1,000 employees or more	—	X	X	X
524113	Direct life insurance carriers				
	All establishments	6	c	D	D
	Establishments with 1 to 4 employees	2	X	X	X
	Establishments with 5 to 9 employees	—	X	X	X
	Establishments with 10 to 19 employees	1	X	X	X
	Establishments with 20 to 49 employees	2	X	X	X
	Establishments with 50 to 99 employees	1	X	X	X
	Establishments with 100 to 249 employees	—	X	X	X
	Establishments with 250 to 499 employees	—	X	X	X
	Establishments with 500 to 999 employees	—	X	X	X
	Establishments with 1,000 employees or more	—	X	X	X
524114	Direct health and medical insurance carriers				
	All establishments	1	c	D	D
	Establishments with 1 to 4 employees	—	X	X	X
	Establishments with 5 to 9 employees	—	X	X	X
	Establishments with 10 to 19 employees	—	X	X	X
	Establishments with 20 to 49 employees	—	X	X	X
	Establishments with 50 to 99 employees	—	X	X	X
	Establishments with 100 to 249 employees	1	X	X	X
	Establishments with 250 to 499 employees	—	X	X	X
	Establishments with 500 to 999 employees	—	X	X	X
	Establishments with 1,000 employees or more	—	X	X	X
5242	Agencies, brokerages, and other insurance related activities				
	All establishments	144	821	10 219	46 028
	Establishments with 1 to 4 employees	92	X	X	X
	Establishments with 5 to 9 employees	30	X	X	X
	Establishments with 10 to 19 employees	13	X	X	X
	Establishments with 20 to 49 employees	7	X	X	X
	Establishments with 50 to 99 employees	2	X	X	X
	Establishments with 100 to 249 employees	—	X	X	X
	Establishments with 250 to 499 employees	—	X	X	X
	Establishments with 500 to 999 employees	—	X	X	X
	Establishments with 1,000 employees or more	—	X	X	X

See footnotes at end of table.

Table 5. Establishments, Employees, and Payroll by Industry and Employment Size of Establishments by County: 2004—Con.

[Excludes most government employees, railroad employees, and self-employed persons. Size class 1 to 4 employees includes establishments having payroll, but no employees, during mid-March pay period. For meaning of abbreviations and symbols, see introductory text. For explanation of terms, see Appendix A. For statement on reliability, see the note at the end of the table and Appendix C]

NAICS code	Geography, kind of business, and employment size class	Establishments (number)	Paid employees for pay period including March 12 (number)	First-quarter payroll (\$1,000)	Annual payroll (\$1,000)
PASSAIC—Con.					
52	Finance and insurance—Con.				
524	Insurance carriers and related activities—Con.				
5242	Agencies, brokerages, and other insurance related activities—Con.				
52421	Insurance agencies and brokerages				
	All establishments	128	686	8 674	39 071
	Establishments with 1 to 4 employees	83	X	X	X
	Establishments with 5 to 9 employees	26	X	X	X
	Establishments with 10 to 19 employees	12	X	X	X
	Establishments with 20 to 49 employees	6	X	X	X
	Establishments with 50 to 99 employees	1	X	X	X
	Establishments with 100 to 249 employees	—	X	X	X
	Establishments with 250 to 499 employees	—	X	X	X
	Establishments with 500 to 999 employees	—	X	X	X
	Establishments with 1,000 employees or more	—	X	X	X
524210	Insurance agencies and brokerages				
	All establishments	128	686	8 674	39 071
	Establishments with 1 to 4 employees	83	X	X	X
	Establishments with 5 to 9 employees	26	X	X	X
	Establishments with 10 to 19 employees	12	X	X	X
	Establishments with 20 to 49 employees	6	X	X	X
	Establishments with 50 to 99 employees	1	X	X	X
	Establishments with 100 to 249 employees	—	X	X	X
	Establishments with 250 to 499 employees	—	X	X	X
	Establishments with 500 to 999 employees	—	X	X	X
	Establishments with 1,000 employees or more	—	X	X	X
52429	Other insurance related activities				
	All establishments	16	135	1 545	6 957
	Establishments with 1 to 4 employees	9	X	X	X
	Establishments with 5 to 9 employees	4	X	X	X
	Establishments with 10 to 19 employees	1	X	X	X
	Establishments with 20 to 49 employees	1	X	X	X
	Establishments with 50 to 99 employees	1	X	X	X
	Establishments with 100 to 249 employees	—	X	X	X
	Establishments with 250 to 499 employees	—	X	X	X
	Establishments with 500 to 999 employees	—	X	X	X
	Establishments with 1,000 employees or more	—	X	X	X
524291	Claims adjusting				
	All establishments	9	100	1 253	5 586
	Establishments with 1 to 4 employees	6	X	X	X
	Establishments with 5 to 9 employees	1	X	X	X
	Establishments with 10 to 19 employees	—	X	X	X
	Establishments with 20 to 49 employees	1	X	X	X
	Establishments with 50 to 99 employees	1	X	X	X
	Establishments with 100 to 249 employees	—	X	X	X
	Establishments with 250 to 499 employees	—	X	X	X
	Establishments with 500 to 999 employees	—	X	X	X
	Establishments with 1,000 employees or more	—	X	X	X
53	Real estate and rental and leasing				
	All establishments	424	4 617	35 688	160 245
	Establishments with 1 to 4 employees	301	X	X	X
	Establishments with 5 to 9 employees	78	X	X	X
	Establishments with 10 to 19 employees	28	X	X	X
	Establishments with 20 to 49 employees	11	X	X	X
	Establishments with 50 to 99 employees	3	X	X	X
	Establishments with 100 to 249 employees	2	X	X	X
	Establishments with 250 to 499 employees	—	X	X	X
	Establishments with 500 to 999 employees	—	X	X	X
	Establishments with 1,000 employees or more	1	X	X	X
531	Real estate				
	All establishments	356	g	D	D
	Establishments with 1 to 4 employees	266	X	X	X
	Establishments with 5 to 9 employees	63	X	X	X
	Establishments with 10 to 19 employees	17	X	X	X
	Establishments with 20 to 49 employees	6	X	X	X
	Establishments with 50 to 99 employees	2	X	X	X
	Establishments with 100 to 249 employees	2	X	X	X
	Establishments with 250 to 499 employees	—	X	X	X
	Establishments with 500 to 999 employees	—	X	X	X
	Establishments with 1,000 employees or more	—	X	X	X
5311	Lessors of real estate				
	All establishments	183	f	D	D
	Establishments with 1 to 4 employees	141	X	X	X
	Establishments with 5 to 9 employees	34	X	X	X
	Establishments with 10 to 19 employees	6	X	X	X
	Establishments with 20 to 49 employees	2	X	X	X
	Establishments with 50 to 99 employees	—	X	X	X
	Establishments with 100 to 249 employees	—	X	X	X
	Establishments with 250 to 499 employees	—	X	X	X
	Establishments with 500 to 999 employees	—	X	X	X
	Establishments with 1,000 employees or more	—	X	X	X

See footnotes at end of table.

Table 5. Establishments, Employees, and Payroll by Industry and Employment Size of Establishments by County: 2004—Con.

[Excludes most government employees, railroad employees, and self-employed persons. Size class 1 to 4 employees includes establishments having payroll, but no employees, during mid-March pay period. For meaning of abbreviations and symbols, see introductory text. For explanation of terms, see Appendix A. For statement on reliability, see the note at the end of the table and Appendix C]

NAICS code	Geography, kind of business, and employment size class	Establishments (number)	Paid employees for pay period including March 12 (number)	First-quarter payroll (\$1,000)	Annual payroll (\$1,000)
53	PASSAIC—Con.				
	Real estate and rental and leasing—Con.				
531	Real estate—Con.				
5311	Lessors of real estate—Con.				
53111	Lessors of residential buildings and dwellings				
	All establishments	94	350	1 680	7 178
	Establishments with 1 to 4 employees	69	X	X	X
	Establishments with 5 to 9 employees	19	X	X	X
	Establishments with 10 to 19 employees	4	X	X	X
	Establishments with 20 to 49 employees	2	X	X	X
	Establishments with 50 to 99 employees	—	X	X	X
	Establishments with 100 to 249 employees	—	X	X	X
	Establishments with 250 to 499 employees	—	X	X	X
	Establishments with 500 to 999 employees	—	X	X	X
	Establishments with 1,000 employees or more	—	X	X	X
531110	Lessors of residential buildings and dwellings				
	All establishments	94	350	1 680	7 178
	Establishments with 1 to 4 employees	69	X	X	X
	Establishments with 5 to 9 employees	19	X	X	X
	Establishments with 10 to 19 employees	4	X	X	X
	Establishments with 20 to 49 employees	2	X	X	X
	Establishments with 50 to 99 employees	—	X	X	X
	Establishments with 100 to 249 employees	—	X	X	X
	Establishments with 250 to 499 employees	—	X	X	X
	Establishments with 500 to 999 employees	—	X	X	X
	Establishments with 1,000 employees or more	—	X	X	X
53112	Lessors of nonresidential buildings (except miniwarehouses)				
	All establishments	65	178	1 376	6 048
	Establishments with 1 to 4 employees	54	X	X	X
	Establishments with 5 to 9 employees	10	X	X	X
	Establishments with 10 to 19 employees	1	X	X	X
	Establishments with 20 to 49 employees	—	X	X	X
	Establishments with 50 to 99 employees	—	X	X	X
	Establishments with 100 to 249 employees	—	X	X	X
	Establishments with 250 to 499 employees	—	X	X	X
	Establishments with 500 to 999 employees	—	X	X	X
	Establishments with 1,000 employees or more	—	X	X	X
531120	Lessors of nonresidential buildings (except miniwarehouses)				
	All establishments	65	178	1 376	6 048
	Establishments with 1 to 4 employees	54	X	X	X
	Establishments with 5 to 9 employees	10	X	X	X
	Establishments with 10 to 19 employees	1	X	X	X
	Establishments with 20 to 49 employees	—	X	X	X
	Establishments with 50 to 99 employees	—	X	X	X
	Establishments with 100 to 249 employees	—	X	X	X
	Establishments with 250 to 499 employees	—	X	X	X
	Establishments with 500 to 999 employees	—	X	X	X
	Establishments with 1,000 employees or more	—	X	X	X
5312	Offices of real estate agents and brokers				
	All establishments	65	172	1 503	7 041
	Establishments with 1 to 4 employees	54	X	X	X
	Establishments with 5 to 9 employees	10	X	X	X
	Establishments with 10 to 19 employees	1	X	X	X
	Establishments with 20 to 49 employees	—	X	X	X
	Establishments with 50 to 99 employees	—	X	X	X
	Establishments with 100 to 249 employees	—	X	X	X
	Establishments with 250 to 499 employees	—	X	X	X
	Establishments with 500 to 999 employees	—	X	X	X
	Establishments with 1,000 employees or more	—	X	X	X
53121	Offices of real estate agents and brokers				
	All establishments	65	172	1 503	7 041
	Establishments with 1 to 4 employees	54	X	X	X
	Establishments with 5 to 9 employees	10	X	X	X
	Establishments with 10 to 19 employees	1	X	X	X
	Establishments with 20 to 49 employees	—	X	X	X
	Establishments with 50 to 99 employees	—	X	X	X
	Establishments with 100 to 249 employees	—	X	X	X
	Establishments with 250 to 499 employees	—	X	X	X
	Establishments with 500 to 999 employees	—	X	X	X
	Establishments with 1,000 employees or more	—	X	X	X
531210	Offices of real estate agents and brokers				
	All establishments	65	172	1 503	7 041
	Establishments with 1 to 4 employees	54	X	X	X
	Establishments with 5 to 9 employees	10	X	X	X
	Establishments with 10 to 19 employees	1	X	X	X
	Establishments with 20 to 49 employees	—	X	X	X
	Establishments with 50 to 99 employees	—	X	X	X
	Establishments with 100 to 249 employees	—	X	X	X
	Establishments with 250 to 499 employees	—	X	X	X
	Establishments with 500 to 999 employees	—	X	X	X
	Establishments with 1,000 employees or more	—	X	X	X

See footnotes at end of table.

Table 5. Establishments, Employees, and Payroll by Industry and Employment Size of Establishments by County: 2004—Con.

[Excludes most government employees, railroad employees, and self-employed persons. Size class 1 to 4 employees includes establishments having payroll, but no employees, during mid-March pay period. For meaning of abbreviations and symbols, see introductory text. For explanation of terms, see Appendix A. For statement on reliability, see the note at the end of the table and Appendix C]

NAICS code	Geography, kind of business, and employment size class	Establishments (number)	Paid employees for pay period including March 12 (number)	First-quarter payroll (\$1,000)	Annual payroll (\$1,000)
53	PASSAIC—Con.				
	Real estate and rental and leasing—Con.				
531	Real estate—Con.				
5313	Activities related to real estate				
	All establishments	108	851	7 155	32 434
	Establishments with 1 to 4 employees	71	X	X	X
	Establishments with 5 to 9 employees	19	X	X	X
	Establishments with 10 to 19 employees	10	X	X	X
	Establishments with 20 to 49 employees	4	X	X	X
	Establishments with 50 to 99 employees	2	X	X	X
	Establishments with 100 to 249 employees	2	X	X	X
	Establishments with 250 to 499 employees	—	X	X	X
	Establishments with 500 to 999 employees	—	X	X	X
	Establishments with 1,000 employees or more	—	X	X	X
53131	Real estate property managers				
	All establishments	68	721	6 139	27 345
	Establishments with 1 to 4 employees	38	X	X	X
	Establishments with 5 to 9 employees	17	X	X	X
	Establishments with 10 to 19 employees	6	X	X	X
	Establishments with 20 to 49 employees	3	X	X	X
	Establishments with 50 to 99 employees	2	X	X	X
	Establishments with 100 to 249 employees	2	X	X	X
	Establishments with 250 to 499 employees	—	X	X	X
	Establishments with 500 to 999 employees	—	X	X	X
	Establishments with 1,000 employees or more	—	X	X	X
531311	Residential property managers				
	All establishments	38	393	3 002	13 053
	Establishments with 1 to 4 employees	23	X	X	X
	Establishments with 5 to 9 employees	9	X	X	X
	Establishments with 10 to 19 employees	2	X	X	X
	Establishments with 20 to 49 employees	2	X	X	X
	Establishments with 50 to 99 employees	1	X	X	X
	Establishments with 100 to 249 employees	1	X	X	X
	Establishments with 250 to 499 employees	—	X	X	X
	Establishments with 500 to 999 employees	—	X	X	X
	Establishments with 1,000 employees or more	—	X	X	X
531312	Nonresidential property managers				
	All establishments	30	328	3 137	14 292
	Establishments with 1 to 4 employees	15	X	X	X
	Establishments with 5 to 9 employees	8	X	X	X
	Establishments with 10 to 19 employees	4	X	X	X
	Establishments with 20 to 49 employees	1	X	X	X
	Establishments with 50 to 99 employees	1	X	X	X
	Establishments with 100 to 249 employees	1	X	X	X
	Establishments with 250 to 499 employees	—	X	X	X
	Establishments with 500 to 999 employees	—	X	X	X
	Establishments with 1,000 employees or more	—	X	X	X
532	Rental and leasing services				
	All establishments	66	2 963	23 341	104 516
	Establishments with 1 to 4 employees	35	X	X	X
	Establishments with 5 to 9 employees	14	X	X	X
	Establishments with 10 to 19 employees	10	X	X	X
	Establishments with 20 to 49 employees	5	X	X	X
	Establishments with 50 to 99 employees	1	X	X	X
	Establishments with 100 to 249 employees	—	X	X	X
	Establishments with 250 to 499 employees	—	X	X	X
	Establishments with 500 to 999 employees	—	X	X	X
	Establishments with 1,000 employees or more	1	X	X	X
5321	Automotive equipment rental and leasing				
	All establishments	13	h	D	D
	Establishments with 1 to 4 employees	9	X	X	X
	Establishments with 5 to 9 employees	1	X	X	X
	Establishments with 10 to 19 employees	—	X	X	X
	Establishments with 20 to 49 employees	2	X	X	X
	Establishments with 50 to 99 employees	—	X	X	X
	Establishments with 100 to 249 employees	—	X	X	X
	Establishments with 250 to 499 employees	—	X	X	X
	Establishments with 500 to 999 employees	—	X	X	X
	Establishments with 1,000 employees or more	1	X	X	X
53211	Passenger car rental and leasing				
	All establishments	5	g	D	D
	Establishments with 1 to 4 employees	3	X	X	X
	Establishments with 5 to 9 employees	—	X	X	X
	Establishments with 10 to 19 employees	—	X	X	X
	Establishments with 20 to 49 employees	1	X	X	X
	Establishments with 50 to 99 employees	—	X	X	X
	Establishments with 100 to 249 employees	—	X	X	X
	Establishments with 250 to 499 employees	—	X	X	X
	Establishments with 500 to 999 employees	—	X	X	X
	Establishments with 1,000 employees or more	1	X	X	X

See footnotes at end of table.

Table 5. Establishments, Employees, and Payroll by Industry and Employment Size of Establishments by County: 2004—Con.

[Excludes most government employees, railroad employees, and self-employed persons. Size class 1 to 4 employees includes establishments having payroll, but no employees, during mid-March pay period. For meaning of abbreviations and symbols, see introductory text. For explanation of terms, see Appendix A. For statement on reliability, see the note at the end of the table and Appendix C]

NAICS code	Geography, kind of business, and employment size class	Establishments (number)	Paid employees for pay period including March 12 (number)	First-quarter payroll (\$1,000)	Annual payroll (\$1,000)
	PASSAIC—Con.				
53	Real estate and rental and leasing—Con.				
532	Rental and leasing services—Con.				
5321	Automotive equipment rental and leasing—Con.				
53211	Passenger car rental and leasing—Con.				
532111	Passenger car rental				
	All establishments	4	g	D	D
	Establishments with 1 to 4 employees	2	X	X	X
	Establishments with 5 to 9 employees	—	X	X	X
	Establishments with 10 to 19 employees	—	X	X	X
	Establishments with 20 to 49 employees	1	X	X	X
	Establishments with 50 to 99 employees	—	X	X	X
	Establishments with 100 to 249 employees	—	X	X	X
	Establishments with 250 to 499 employees	—	X	X	X
	Establishments with 500 to 999 employees	—	X	X	X
	Establishments with 1,000 employees or more	1	X	X	X
5322	Consumer goods rental				
	All establishments	35	e	D	D
	Establishments with 1 to 4 employees	19	X	X	X
	Establishments with 5 to 9 employees	7	X	X	X
	Establishments with 10 to 19 employees	6	X	X	X
	Establishments with 20 to 49 employees	2	X	X	X
	Establishments with 50 to 99 employees	1	X	X	X
	Establishments with 100 to 249 employees	—	X	X	X
	Establishments with 250 to 499 employees	—	X	X	X
	Establishments with 500 to 999 employees	—	X	X	X
	Establishments with 1,000 employees or more	—	X	X	X
5324	Commercial and industrial machinery and equipment rental and leasing				
	All establishments	16	c	D	D
	Establishments with 1 to 4 employees	6	X	X	X
	Establishments with 5 to 9 employees	5	X	X	X
	Establishments with 10 to 19 employees	4	X	X	X
	Establishments with 20 to 49 employees	1	X	X	X
	Establishments with 50 to 99 employees	—	X	X	X
	Establishments with 100 to 249 employees	—	X	X	X
	Establishments with 250 to 499 employees	—	X	X	X
	Establishments with 500 to 999 employees	—	X	X	X
	Establishments with 1,000 employees or more	—	X	X	X
53249	Other commercial and industrial machinery and equipment rental and leasing				
	All establishments	9	102	1 520	6 483
	Establishments with 1 to 4 employees	3	X	X	X
	Establishments with 5 to 9 employees	2	X	X	X
	Establishments with 10 to 19 employees	3	X	X	X
	Establishments with 20 to 49 employees	1	X	X	X
	Establishments with 50 to 99 employees	—	X	X	X
	Establishments with 100 to 249 employees	—	X	X	X
	Establishments with 250 to 499 employees	—	X	X	X
	Establishments with 500 to 999 employees	—	X	X	X
	Establishments with 1,000 employees or more	—	X	X	X
532490	Other commercial and industrial machinery and equipment rental and leasing				
	All establishments	9	102	1 520	6 483
	Establishments with 1 to 4 employees	3	X	X	X
	Establishments with 5 to 9 employees	2	X	X	X
	Establishments with 10 to 19 employees	3	X	X	X
	Establishments with 20 to 49 employees	1	X	X	X
	Establishments with 50 to 99 employees	—	X	X	X
	Establishments with 100 to 249 employees	—	X	X	X
	Establishments with 250 to 499 employees	—	X	X	X
	Establishments with 500 to 999 employees	—	X	X	X
	Establishments with 1,000 employees or more	—	X	X	X
54	Professional, scientific, and technical services				
	All establishments	1 246	8 912	115 943	445 678
	Establishments with 1 to 4 employees	898	X	X	X
	Establishments with 5 to 9 employees	175	X	X	X
	Establishments with 10 to 19 employees	101	X	X	X
	Establishments with 20 to 49 employees	47	X	X	X
	Establishments with 50 to 99 employees	14	X	X	X
	Establishments with 100 to 249 employees	7	X	X	X
	Establishments with 250 to 499 employees	3	X	X	X
	Establishments with 500 to 999 employees	1	X	X	X
	Establishments with 1,000 employees or more	—	X	X	X
541	Professional, scientific, and technical services				

See footnotes at end of table.

Table 5. Establishments, Employees, and Payroll by Industry and Employment Size of Establishments by County: 2004—Con.

[Excludes most government employees, railroad employees, and self-employed persons. Size class 1 to 4 employees includes establishments having payroll, but no employees, during mid-March pay period. For meaning of abbreviations and symbols, see introductory text. For explanation of terms, see Appendix A. For statement on reliability, see the note at the end of the table and Appendix C]

NAICS code	Geography, kind of business, and employment size class	Establishments (number)	Paid employees for pay period including March 12 (number)	First-quarter payroll (\$1,000)	Annual payroll (\$1,000)
	PASSAIC—Con.				
54	Professional, scientific, and technical services—Con.				
541	Professional, scientific, and technical services—Con.				
	All establishments	1 246	8 912	115 943	445 678
	Establishments with 1 to 4 employees	898	X	X	X
	Establishments with 5 to 9 employees	175	X	X	X
	Establishments with 10 to 19 employees	101	X	X	X
	Establishments with 20 to 49 employees	47	X	X	X
	Establishments with 50 to 99 employees	14	X	X	X
	Establishments with 100 to 249 employees	7	X	X	X
	Establishments with 250 to 499 employees	3	X	X	X
	Establishments with 500 to 999 employees	1	X	X	X
	Establishments with 1,000 employees or more	—	X	X	X
5411	Legal services				
	All establishments	319	1 286	11 904	52 017
	Establishments with 1 to 4 employees	233	X	X	X
	Establishments with 5 to 9 employees	59	X	X	X
	Establishments with 10 to 19 employees	21	X	X	X
	Establishments with 20 to 49 employees	5	X	X	X
	Establishments with 50 to 99 employees	1	X	X	X
	Establishments with 100 to 249 employees	—	X	X	X
	Establishments with 250 to 499 employees	—	X	X	X
	Establishments with 500 to 999 employees	—	X	X	X
	Establishments with 1,000 employees or more	—	X	X	X
54111	Offices of lawyers				
	All establishments	308	1 247	11 537	50 245
	Establishments with 1 to 4 employees	225	X	X	X
	Establishments with 5 to 9 employees	57	X	X	X
	Establishments with 10 to 19 employees	20	X	X	X
	Establishments with 20 to 49 employees	5	X	X	X
	Establishments with 50 to 99 employees	1	X	X	X
	Establishments with 100 to 249 employees	—	X	X	X
	Establishments with 250 to 499 employees	—	X	X	X
	Establishments with 500 to 999 employees	—	X	X	X
	Establishments with 1,000 employees or more	—	X	X	X
541110	Offices of lawyers				
	All establishments	308	1 247	11 537	50 245
	Establishments with 1 to 4 employees	225	X	X	X
	Establishments with 5 to 9 employees	57	X	X	X
	Establishments with 10 to 19 employees	20	X	X	X
	Establishments with 20 to 49 employees	5	X	X	X
	Establishments with 50 to 99 employees	1	X	X	X
	Establishments with 100 to 249 employees	—	X	X	X
	Establishments with 250 to 499 employees	—	X	X	X
	Establishments with 500 to 999 employees	—	X	X	X
	Establishments with 1,000 employees or more	—	X	X	X
5412	Accounting, tax preparation, bookkeeping, and payroll services				
	All establishments	191	1 409	16 671	44 953
	Establishments with 1 to 4 employees	139	X	X	X
	Establishments with 5 to 9 employees	28	X	X	X
	Establishments with 10 to 19 employees	14	X	X	X
	Establishments with 20 to 49 employees	6	X	X	X
	Establishments with 50 to 99 employees	3	X	X	X
	Establishments with 100 to 249 employees	—	X	X	X
	Establishments with 250 to 499 employees	1	X	X	X
	Establishments with 500 to 999 employees	—	X	X	X
	Establishments with 1,000 employees or more	—	X	X	X
54121	Accounting, tax preparation, bookkeeping, and payroll services				
	All establishments	191	1 409	16 671	44 953
	Establishments with 1 to 4 employees	139	X	X	X
	Establishments with 5 to 9 employees	28	X	X	X
	Establishments with 10 to 19 employees	14	X	X	X
	Establishments with 20 to 49 employees	6	X	X	X
	Establishments with 50 to 99 employees	3	X	X	X
	Establishments with 100 to 249 employees	—	X	X	X
	Establishments with 250 to 499 employees	1	X	X	X
	Establishments with 500 to 999 employees	—	X	X	X
	Establishments with 1,000 employees or more	—	X	X	X
541211	Offices of certified public accountants				
	All establishments	99	448	5 023	21 404
	Establishments with 1 to 4 employees	77	X	X	X
	Establishments with 5 to 9 employees	15	X	X	X
	Establishments with 10 to 19 employees	4	X	X	X
	Establishments with 20 to 49 employees	2	X	X	X
	Establishments with 50 to 99 employees	1	X	X	X
	Establishments with 100 to 249 employees	—	X	X	X
	Establishments with 250 to 499 employees	—	X	X	X
	Establishments with 500 to 999 employees	—	X	X	X
	Establishments with 1,000 employees or more	—	X	X	X

See footnotes at end of table.

Table 5. Establishments, Employees, and Payroll by Industry and Employment Size of Establishments by County: 2004—Con.

[Excludes most government employees, railroad employees, and self-employed persons. Size class 1 to 4 employees includes establishments having payroll, but no employees, during mid-March pay period. For meaning of abbreviations and symbols, see introductory text. For explanation of terms, see Appendix A. For statement on reliability, see the note at the end of the table and Appendix C]

NAICS code	Geography, kind of business, and employment size class	Establishments (number)	Paid employees for pay period including March 12 (number)	First-quarter payroll (\$1,000)	Annual payroll (\$1,000)
	PASSAIC—Con.				
54	Professional, scientific, and technical services—Con.				
541	Professional, scientific, and technical services—Con.				
5412	Accounting, tax preparation, bookkeeping, and payroll services—Con.				
54121	Accounting, tax preparation, bookkeeping, and payroll services—Con.				
541213	Tax preparation services				
	All establishments	32	231	848	2 438
	Establishments with 1 to 4 employees	20	X	X	X
	Establishments with 5 to 9 employees	3	X	X	X
	Establishments with 10 to 19 employees	6	X	X	X
	Establishments with 20 to 49 employees	3	X	X	X
	Establishments with 50 to 99 employees	—	X	X	X
	Establishments with 100 to 249 employees	—	X	X	X
	Establishments with 250 to 499 employees	—	X	X	X
	Establishments with 500 to 999 employees	—	X	X	X
	Establishments with 1,000 employees or more	—	X	X	X
541214	Payroll services				
	All establishments	11	576	9 688	15 213
	Establishments with 1 to 4 employees	4	X	X	X
	Establishments with 5 to 9 employees	3	X	X	X
	Establishments with 10 to 19 employees	—	X	X	X
	Establishments with 20 to 49 employees	1	X	X	X
	Establishments with 50 to 99 employees	2	X	X	X
	Establishments with 100 to 249 employees	—	X	X	X
	Establishments with 250 to 499 employees	1	X	X	X
	Establishments with 500 to 999 employees	—	X	X	X
	Establishments with 1,000 employees or more	—	X	X	X
541219	Other accounting services				
	All establishments	49	154	1 112	5 898
	Establishments with 1 to 4 employees	38	X	X	X
	Establishments with 5 to 9 employees	7	X	X	X
	Establishments with 10 to 19 employees	4	X	X	X
	Establishments with 20 to 49 employees	—	X	X	X
	Establishments with 50 to 99 employees	—	X	X	X
	Establishments with 100 to 249 employees	—	X	X	X
	Establishments with 250 to 499 employees	—	X	X	X
	Establishments with 500 to 999 employees	—	X	X	X
	Establishments with 1,000 employees or more	—	X	X	X
5413	Architectural, engineering, and related services				
	All establishments	128	1 177	15 715	74 541
	Establishments with 1 to 4 employees	82	X	X	X
	Establishments with 5 to 9 employees	17	X	X	X
	Establishments with 10 to 19 employees	13	X	X	X
	Establishments with 20 to 49 employees	13	X	X	X
	Establishments with 50 to 99 employees	1	X	X	X
	Establishments with 100 to 249 employees	2	X	X	X
	Establishments with 250 to 499 employees	—	X	X	X
	Establishments with 500 to 999 employees	—	X	X	X
	Establishments with 1,000 employees or more	—	X	X	X
54131	Architectural services				
	All establishments	27	178	2 077	12 131
	Establishments with 1 to 4 employees	20	X	X	X
	Establishments with 5 to 9 employees	3	X	X	X
	Establishments with 10 to 19 employees	2	X	X	X
	Establishments with 20 to 49 employees	1	X	X	X
	Establishments with 50 to 99 employees	1	X	X	X
	Establishments with 100 to 249 employees	—	X	X	X
	Establishments with 250 to 499 employees	—	X	X	X
	Establishments with 500 to 999 employees	—	X	X	X
	Establishments with 1,000 employees or more	—	X	X	X
541310	Architectural services				
	All establishments	27	178	2 077	12 131
	Establishments with 1 to 4 employees	20	X	X	X
	Establishments with 5 to 9 employees	3	X	X	X
	Establishments with 10 to 19 employees	2	X	X	X
	Establishments with 20 to 49 employees	1	X	X	X
	Establishments with 50 to 99 employees	1	X	X	X
	Establishments with 100 to 249 employees	—	X	X	X
	Establishments with 250 to 499 employees	—	X	X	X
	Establishments with 500 to 999 employees	—	X	X	X
	Establishments with 1,000 employees or more	—	X	X	X
54133	Engineering services				
	All establishments	62	755	11 347	51 247
	Establishments with 1 to 4 employees	34	X	X	X
	Establishments with 5 to 9 employees	11	X	X	X
	Establishments with 10 to 19 employees	8	X	X	X
	Establishments with 20 to 49 employees	7	X	X	X
	Establishments with 50 to 99 employees	—	X	X	X
	Establishments with 100 to 249 employees	2	X	X	X
	Establishments with 250 to 499 employees	—	X	X	X
	Establishments with 500 to 999 employees	—	X	X	X

See footnotes at end of table.

Table 5. Establishments, Employees, and Payroll by Industry and Employment Size of Establishments by County: 2004—Con.

[Excludes most government employees, railroad employees, and self-employed persons. Size class 1 to 4 employees includes establishments having payroll, but no employees, during mid-March pay period. For meaning of abbreviations and symbols, see introductory text. For explanation of terms, see Appendix A. For statement on reliability, see the note at the end of the table and Appendix C]

NAICS code	Geography, kind of business, and employment size class	Establishments (number)	Paid employees for pay period including March 12 (number)	First-quarter payroll (\$1,000)	Annual payroll (\$1,000)
	PASSAIC—Con.				
54	Professional, scientific, and technical services—Con.				
541	Professional, scientific, and technical services—Con.				
5413	Architectural, engineering, and related services—Con.				
54133	Engineering services—Con.				
	All establishments—Con.				
	Establishments with 1,000 employees or more	—	X	X	X
541330	Engineering services				
	All establishments	62	755	11 347	51 247
	Establishments with 1 to 4 employees	34	X	X	X
	Establishments with 5 to 9 employees	11	X	X	X
	Establishments with 10 to 19 employees	8	X	X	X
	Establishments with 20 to 49 employees	7	X	X	X
	Establishments with 50 to 99 employees	2	X	X	X
	Establishments with 100 to 249 employees	2	X	X	X
	Establishments with 250 to 499 employees	—	X	X	X
	Establishments with 500 to 999 employees	—	X	X	X
	Establishments with 1,000 employees or more	—	X	X	X
5414	Specialized design services				
	All establishments	63	192	1 680	7 455
	Establishments with 1 to 4 employees	53	X	X	X
	Establishments with 5 to 9 employees	7	X	X	X
	Establishments with 10 to 19 employees	2	X	X	X
	Establishments with 20 to 49 employees	1	X	X	X
	Establishments with 50 to 99 employees	—	X	X	X
	Establishments with 100 to 249 employees	—	X	X	X
	Establishments with 250 to 499 employees	—	X	X	X
	Establishments with 500 to 999 employees	—	X	X	X
	Establishments with 1,000 employees or more	—	X	X	X
54143	Graphic design services				
	All establishments	40	121	1 221	5 445
	Establishments with 1 to 4 employees	33	X	X	X
	Establishments with 5 to 9 employees	6	X	X	X
	Establishments with 10 to 19 employees	—	X	X	X
	Establishments with 20 to 49 employees	1	X	X	X
	Establishments with 50 to 99 employees	—	X	X	X
	Establishments with 100 to 249 employees	—	X	X	X
	Establishments with 250 to 499 employees	—	X	X	X
	Establishments with 500 to 999 employees	—	X	X	X
	Establishments with 1,000 employees or more	—	X	X	X
541430	Graphic design services				
	All establishments	40	121	1 221	5 445
	Establishments with 1 to 4 employees	33	X	X	X
	Establishments with 5 to 9 employees	6	X	X	X
	Establishments with 10 to 19 employees	—	X	X	X
	Establishments with 20 to 49 employees	1	X	X	X
	Establishments with 50 to 99 employees	—	X	X	X
	Establishments with 100 to 249 employees	—	X	X	X
	Establishments with 250 to 499 employees	—	X	X	X
	Establishments with 500 to 999 employees	—	X	X	X
	Establishments with 1,000 employees or more	—	X	X	X
5415	Computer systems design and related services				
	All establishments	194	930	14 195	57 853
	Establishments with 1 to 4 employees	154	X	X	X
	Establishments with 5 to 9 employees	22	X	X	X
	Establishments with 10 to 19 employees	9	X	X	X
	Establishments with 20 to 49 employees	5	X	X	X
	Establishments with 50 to 99 employees	3	X	X	X
	Establishments with 100 to 249 employees	1	X	X	X
	Establishments with 250 to 499 employees	—	X	X	X
	Establishments with 500 to 999 employees	—	X	X	X
	Establishments with 1,000 employees or more	—	X	X	X
54151	Computer systems design and related services				
	All establishments	194	930	14 195	57 853
	Establishments with 1 to 4 employees	154	X	X	X
	Establishments with 5 to 9 employees	22	X	X	X
	Establishments with 10 to 19 employees	9	X	X	X
	Establishments with 20 to 49 employees	5	X	X	X
	Establishments with 50 to 99 employees	3	X	X	X
	Establishments with 100 to 249 employees	1	X	X	X
	Establishments with 250 to 499 employees	—	X	X	X
	Establishments with 500 to 999 employees	—	X	X	X
	Establishments with 1,000 employees or more	—	X	X	X
541511	Custom computer programming services				

See footnotes at end of table.

Table 5. Establishments, Employees, and Payroll by Industry and Employment Size of Establishments by County: 2004—Con.

[Excludes most government employees, railroad employees, and self-employed persons. Size class 1 to 4 employees includes establishments having payroll, but no employees, during mid-March pay period. For meaning of abbreviations and symbols, see introductory text. For explanation of terms, see Appendix A. For statement on reliability, see the note at the end of the table and Appendix C]

NAICS code	Geography, kind of business, and employment size class	Establishments (number)	Paid employees for pay period including March 12 (number)	First-quarter payroll (\$1,000)	Annual payroll (\$1,000)
54	PASSAIC—Con.				
	Professional, scientific, and technical services—Con.				
541	Professional, scientific, and technical services—Con.				
5415	Computer systems design and related services—Con.				
54151	Computer systems design and related services—Con.				
541511	Custom computer programming services—Con.				
	All establishments	88	288	4 584	17 423
	Establishments with 1 to 4 employees	73	X	X	X
	Establishments with 5 to 9 employees	8	X	X	X
	Establishments with 10 to 19 employees	5	X	X	X
	Establishments with 20 to 49 employees	2	X	X	X
	Establishments with 50 to 99 employees	—	X	X	X
	Establishments with 100 to 249 employees	—	X	X	X
	Establishments with 250 to 499 employees	—	X	X	X
	Establishments with 500 to 999 employees	—	X	X	X
	Establishments with 1,000 employees or more	—	X	X	X
541512	Computer systems design services				
	All establishments	69	423	6 892	28 310
	Establishments with 1 to 4 employees	56	X	X	X
	Establishments with 5 to 9 employees	8	X	X	X
	Establishments with 10 to 19 employees	1	X	X	X
	Establishments with 20 to 49 employees	1	X	X	X
	Establishments with 50 to 99 employees	2	X	X	X
	Establishments with 100 to 249 employees	1	X	X	X
	Establishments with 250 to 499 employees	—	X	X	X
	Establishments with 500 to 999 employees	—	X	X	X
	Establishments with 1,000 employees or more	—	X	X	X
541513	Computer facilities management services				
	All establishments	9	c	D	D
	Establishments with 1 to 4 employees	2	X	X	X
	Establishments with 5 to 9 employees	1	X	X	X
	Establishments with 10 to 19 employees	3	X	X	X
	Establishments with 20 to 49 employees	2	X	X	X
	Establishments with 50 to 99 employees	1	X	X	X
	Establishments with 100 to 249 employees	—	X	X	X
	Establishments with 250 to 499 employees	—	X	X	X
	Establishments with 500 to 999 employees	—	X	X	X
	Establishments with 1,000 employees or more	—	X	X	X
5416	Management, scientific, and technical consulting services				
	All establishments	183	1 943	31 660	118 083
	Establishments with 1 to 4 employees	139	X	X	X
	Establishments with 5 to 9 employees	15	X	X	X
	Establishments with 10 to 19 employees	18	X	X	X
	Establishments with 20 to 49 employees	5	X	X	X
	Establishments with 50 to 99 employees	3	X	X	X
	Establishments with 100 to 249 employees	1	X	X	X
	Establishments with 250 to 499 employees	1	X	X	X
	Establishments with 500 to 999 employees	1	X	X	X
	Establishments with 1,000 employees or more	—	X	X	X
54161	Management consulting services				
	All establishments	153	1 703	27 950	104 200
	Establishments with 1 to 4 employees	118	X	X	X
	Establishments with 5 to 9 employees	14	X	X	X
	Establishments with 10 to 19 employees	12	X	X	X
	Establishments with 20 to 49 employees	5	X	X	X
	Establishments with 50 to 99 employees	1	X	X	X
	Establishments with 100 to 249 employees	1	X	X	X
	Establishments with 250 to 499 employees	1	X	X	X
	Establishments with 500 to 999 employees	1	X	X	X
	Establishments with 1,000 employees or more	—	X	X	X
541611	Administrative management and general management consulting services				
	All establishments	67	242	3 558	13 255
	Establishments with 1 to 4 employees	54	X	X	X
	Establishments with 5 to 9 employees	5	X	X	X
	Establishments with 10 to 19 employees	7	X	X	X
	Establishments with 20 to 49 employees	1	X	X	X
	Establishments with 50 to 99 employees	—	X	X	X
	Establishments with 100 to 249 employees	—	X	X	X
	Establishments with 250 to 499 employees	—	X	X	X
	Establishments with 500 to 999 employees	—	X	X	X
	Establishments with 1,000 employees or more	—	X	X	X
541612	Human resources and executive search consulting services				
	All establishments	36	924	13 774	46 976
	Establishments with 1 to 4 employees	24	X	X	X
	Establishments with 5 to 9 employees	5	X	X	X
	Establishments with 10 to 19 employees	4	X	X	X
	Establishments with 20 to 49 employees	1	X	X	X
	Establishments with 50 to 99 employees	—	X	X	X
	Establishments with 100 to 249 employees	1	X	X	X
	Establishments with 250 to 499 employees	—	X	X	X

See footnotes at end of table.

Table 5. Establishments, Employees, and Payroll by Industry and Employment Size of Establishments by County: 2004—Con.

[Excludes most government employees, railroad employees, and self-employed persons. Size class 1 to 4 employees includes establishments having payroll, but no employees, during mid-March pay period. For meaning of abbreviations and symbols, see introductory text. For explanation of terms, see Appendix A. For statement on reliability, see the note at the end of the table and Appendix C]

NAICS code	Geography, kind of business, and employment size class	Establishments (number)	Paid employees for pay period including March 12 (number)	First-quarter payroll (\$1,000)	Annual payroll (\$1,000)
	PASSAIC—Con.				
54	Professional, scientific, and technical services—Con.				
541	Professional, scientific, and technical services—Con.				
5416	Management, scientific, and technical consulting services—Con.				
54161	Management consulting services—Con.				
541612	Human resources and executive search consulting services—Con.				
	All establishments—Con.				
	Establishments with 500 to 999 employees	1	X	X	X
	Establishments with 1,000 employees or more	—	X	X	X
541613	Marketing consulting services				
	All establishments	39	445	9 366	38 991
	Establishments with 1 to 4 employees	32	X	X	X
	Establishments with 5 to 9 employees	2	X	X	X
	Establishments with 10 to 19 employees	1	X	X	X
	Establishments with 20 to 49 employees	3	X	X	X
	Establishments with 50 to 99 employees	—	X	X	X
	Establishments with 100 to 249 employees	—	X	X	X
	Establishments with 250 to 499 employees	1	X	X	X
	Establishments with 500 to 999 employees	—	X	X	X
	Establishments with 1,000 employees or more	—	X	X	X
54162	Environmental consulting services				
	All establishments	10	123	1 940	7 366
	Establishments with 1 to 4 employees	4	X	X	X
	Establishments with 5 to 9 employees	1	X	X	X
	Establishments with 10 to 19 employees	4	X	X	X
	Establishments with 20 to 49 employees	—	X	X	X
	Establishments with 50 to 99 employees	1	X	X	X
	Establishments with 100 to 249 employees	—	X	X	X
	Establishments with 250 to 499 employees	—	X	X	X
	Establishments with 500 to 999 employees	—	X	X	X
	Establishments with 1,000 employees or more	—	X	X	X
541620	Environmental consulting services				
	All establishments	10	123	1 940	7 366
	Establishments with 1 to 4 employees	4	X	X	X
	Establishments with 5 to 9 employees	1	X	X	X
	Establishments with 10 to 19 employees	4	X	X	X
	Establishments with 20 to 49 employees	—	X	X	X
	Establishments with 50 to 99 employees	1	X	X	X
	Establishments with 100 to 249 employees	—	X	X	X
	Establishments with 250 to 499 employees	—	X	X	X
	Establishments with 500 to 999 employees	—	X	X	X
	Establishments with 1,000 employees or more	—	X	X	X
54169	Other scientific and technical consulting services				
	All establishments	20	117	1 770	6 517
	Establishments with 1 to 4 employees	17	X	X	X
	Establishments with 5 to 9 employees	—	X	X	X
	Establishments with 10 to 19 employees	2	X	X	X
	Establishments with 20 to 49 employees	—	X	X	X
	Establishments with 50 to 99 employees	1	X	X	X
	Establishments with 100 to 249 employees	—	X	X	X
	Establishments with 250 to 499 employees	—	X	X	X
	Establishments with 500 to 999 employees	—	X	X	X
	Establishments with 1,000 employees or more	—	X	X	X
541690	Other scientific and technical consulting services				
	All establishments	20	117	1 770	6 517
	Establishments with 1 to 4 employees	17	X	X	X
	Establishments with 5 to 9 employees	—	X	X	X
	Establishments with 10 to 19 employees	2	X	X	X
	Establishments with 20 to 49 employees	—	X	X	X
	Establishments with 50 to 99 employees	1	X	X	X
	Establishments with 100 to 249 employees	—	X	X	X
	Establishments with 250 to 499 employees	—	X	X	X
	Establishments with 500 to 999 employees	—	X	X	X
	Establishments with 1,000 employees or more	—	X	X	X
5418	Advertising and related services				
	All establishments	55	670	8 459	37 241
	Establishments with 1 to 4 employees	37	X	X	X
	Establishments with 5 to 9 employees	6	X	X	X
	Establishments with 10 to 19 employees	2	X	X	X
	Establishments with 20 to 49 employees	6	X	X	X
	Establishments with 50 to 99 employees	3	X	X	X
	Establishments with 100 to 249 employees	1	X	X	X
	Establishments with 250 to 499 employees	—	X	X	X
	Establishments with 500 to 999 employees	—	X	X	X
	Establishments with 1,000 employees or more	—	X	X	X

See footnotes at end of table.

Table 5. Establishments, Employees, and Payroll by Industry and Employment Size of Establishments by County: 2004—Con.

[Excludes most government employees, railroad employees, and self-employed persons. Size class 1 to 4 employees includes establishments having payroll, but no employees, during mid-March pay period. For meaning of abbreviations and symbols, see introductory text. For explanation of terms, see Appendix A. For statement on reliability, see the note at the end of the table and Appendix C]

NAICS code	Geography, kind of business, and employment size class	Establishments (number)	Paid employees for pay period including March 12 (number)	First-quarter payroll (\$1,000)	Annual payroll (\$1,000)
	PASSAIC—Con.				
54	Professional, scientific, and technical services—Con.				
541	Professional, scientific, and technical services—Con.				
5418	Advertising and related services—Con.				
54181	Advertising agencies				
	All establishments	15	181	3 054	12 831
	Establishments with 1 to 4 employees	10	X	X	X
	Establishments with 5 to 9 employees	2	X	X	X
	Establishments with 10 to 19 employees	—	X	X	X
	Establishments with 20 to 49 employees	1	X	X	X
	Establishments with 50 to 99 employees	2	X	X	X
	Establishments with 100 to 249 employees	—	X	X	X
	Establishments with 250 to 499 employees	—	X	X	X
	Establishments with 500 to 999 employees	—	X	X	X
	Establishments with 1,000 employees or more	—	X	X	X
541810	Advertising agencies				
	All establishments	15	181	3 054	12 831
	Establishments with 1 to 4 employees	10	X	X	X
	Establishments with 5 to 9 employees	2	X	X	X
	Establishments with 10 to 19 employees	—	X	X	X
	Establishments with 20 to 49 employees	1	X	X	X
	Establishments with 50 to 99 employees	2	X	X	X
	Establishments with 100 to 249 employees	—	X	X	X
	Establishments with 250 to 499 employees	—	X	X	X
	Establishments with 500 to 999 employees	—	X	X	X
	Establishments with 1,000 employees or more	—	X	X	X
54189	Other services related to advertising				
	All establishments	17	266	3 375	14 542
	Establishments with 1 to 4 employees	13	X	X	X
	Establishments with 5 to 9 employees	2	X	X	X
	Establishments with 10 to 19 employees	—	X	X	X
	Establishments with 20 to 49 employees	—	X	X	X
	Establishments with 50 to 99 employees	1	X	X	X
	Establishments with 100 to 249 employees	1	X	X	X
	Establishments with 250 to 499 employees	—	X	X	X
	Establishments with 500 to 999 employees	—	X	X	X
	Establishments with 1,000 employees or more	—	X	X	X
541890	Other services related to advertising				
	All establishments	17	266	3 375	14 542
	Establishments with 1 to 4 employees	13	X	X	X
	Establishments with 5 to 9 employees	2	X	X	X
	Establishments with 10 to 19 employees	—	X	X	X
	Establishments with 20 to 49 employees	—	X	X	X
	Establishments with 50 to 99 employees	1	X	X	X
	Establishments with 100 to 249 employees	1	X	X	X
	Establishments with 250 to 499 employees	—	X	X	X
	Establishments with 500 to 999 employees	—	X	X	X
	Establishments with 1,000 employees or more	—	X	X	X
5419	Other professional, scientific, and technical services				
	All establishments	104	1 241	14 647	48 771
	Establishments with 1 to 4 employees	57	X	X	X
	Establishments with 5 to 9 employees	20	X	X	X
	Establishments with 10 to 19 employees	18	X	X	X
	Establishments with 20 to 49 employees	6	X	X	X
	Establishments with 50 to 99 employees	—	X	X	X
	Establishments with 100 to 249 employees	2	X	X	X
	Establishments with 250 to 499 employees	1	X	X	X
	Establishments with 500 to 999 employees	—	X	X	X
	Establishments with 1,000 employees or more	—	X	X	X
54191	Marketing research and public opinion polling				
	All establishments	16	750	11 144	33 824
	Establishments with 1 to 4 employees	6	X	X	X
	Establishments with 5 to 9 employees	2	X	X	X
	Establishments with 10 to 19 employees	3	X	X	X
	Establishments with 20 to 49 employees	2	X	X	X
	Establishments with 50 to 99 employees	—	X	X	X
	Establishments with 100 to 249 employees	2	X	X	X
	Establishments with 250 to 499 employees	1	X	X	X
	Establishments with 500 to 999 employees	—	X	X	X
	Establishments with 1,000 employees or more	—	X	X	X
541910	Marketing research and public opinion polling				
	All establishments	16	750	11 144	33 824
	Establishments with 1 to 4 employees	6	X	X	X
	Establishments with 5 to 9 employees	2	X	X	X
	Establishments with 10 to 19 employees	3	X	X	X
	Establishments with 20 to 49 employees	2	X	X	X
	Establishments with 50 to 99 employees	—	X	X	X
	Establishments with 100 to 249 employees	2	X	X	X
	Establishments with 250 to 499 employees	1	X	X	X
	Establishments with 500 to 999 employees	—	X	X	X
	Establishments with 1,000 employees or more	—	X	X	X

See footnotes at end of table.

Table 5. Establishments, Employees, and Payroll by Industry and Employment Size of Establishments by County: 2004—Con.

[Excludes most government employees, railroad employees, and self-employed persons. Size class 1 to 4 employees includes establishments having payroll, but no employees, during mid-March pay period. For meaning of abbreviations and symbols, see introductory text. For explanation of terms, see Appendix A. For statement on reliability, see the note at the end of the table and Appendix C]

NAICS code	Geography, kind of business, and employment size class	Establishments (number)	Paid employees for pay period including March 12 (number)	First-quarter payroll (\$1,000)	Annual payroll (\$1,000)
	PASSAIC—Con.				
54	Professional, scientific, and technical services—Con.				
541	Professional, scientific, and technical services—Con.				
5419	Other professional, scientific, and technical services—Con.				
54192	Photographic services				
	All establishments	25	107	648	2 798
	Establishments with 1 to 4 employees	15	X	X	X
	Establishments with 5 to 9 employees	7	X	X	X
	Establishments with 10 to 19 employees	3	X	X	X
	Establishments with 20 to 49 employees	—	X	X	X
	Establishments with 50 to 99 employees	—	X	X	X
	Establishments with 100 to 249 employees	—	X	X	X
	Establishments with 250 to 499 employees	—	X	X	X
	Establishments with 500 to 999 employees	—	X	X	X
	Establishments with 1,000 employees or more	—	X	X	X
54194	Veterinary services				
	All establishments	23	284	2 165	9 360
	Establishments with 1 to 4 employees	1	X	X	X
	Establishments with 5 to 9 employees	7	X	X	X
	Establishments with 10 to 19 employees	12	X	X	X
	Establishments with 20 to 49 employees	3	X	X	X
	Establishments with 50 to 99 employees	—	X	X	X
	Establishments with 100 to 249 employees	—	X	X	X
	Establishments with 250 to 499 employees	—	X	X	X
	Establishments with 500 to 999 employees	—	X	X	X
	Establishments with 1,000 employees or more	—	X	X	X
541940	Veterinary services				
	All establishments	23	284	2 165	9 360
	Establishments with 1 to 4 employees	1	X	X	X
	Establishments with 5 to 9 employees	7	X	X	X
	Establishments with 10 to 19 employees	12	X	X	X
	Establishments with 20 to 49 employees	3	X	X	X
	Establishments with 50 to 99 employees	—	X	X	X
	Establishments with 100 to 249 employees	—	X	X	X
	Establishments with 250 to 499 employees	—	X	X	X
	Establishments with 500 to 999 employees	—	X	X	X
	Establishments with 1,000 employees or more	—	X	X	X
54199	All other professional, scientific, and technical services				
	All establishments	40	100	690	2 789
	Establishments with 1 to 4 employees	35	X	X	X
	Establishments with 5 to 9 employees	4	X	X	X
	Establishments with 10 to 19 employees	—	X	X	X
	Establishments with 20 to 49 employees	1	X	X	X
	Establishments with 50 to 99 employees	—	X	X	X
	Establishments with 100 to 249 employees	—	X	X	X
	Establishments with 250 to 499 employees	—	X	X	X
	Establishments with 500 to 999 employees	—	X	X	X
	Establishments with 1,000 employees or more	—	X	X	X
541990	All other professional, scientific, and technical services				
	All establishments	40	100	690	2 789
	Establishments with 1 to 4 employees	35	X	X	X
	Establishments with 5 to 9 employees	4	X	X	X
	Establishments with 10 to 19 employees	—	X	X	X
	Establishments with 20 to 49 employees	1	X	X	X
	Establishments with 50 to 99 employees	—	X	X	X
	Establishments with 100 to 249 employees	—	X	X	X
	Establishments with 250 to 499 employees	—	X	X	X
	Establishments with 500 to 999 employees	—	X	X	X
	Establishments with 1,000 employees or more	—	X	X	X
55	Management of companies and enterprises				
	All establishments	58	6 509	154 437	583 513
	Establishments with 1 to 4 employees	19	X	X	X
	Establishments with 5 to 9 employees	8	X	X	X
	Establishments with 10 to 19 employees	7	X	X	X
	Establishments with 20 to 49 employees	6	X	X	X
	Establishments with 50 to 99 employees	6	X	X	X
	Establishments with 100 to 249 employees	4	X	X	X
	Establishments with 250 to 499 employees	6	X	X	X
	Establishments with 500 to 999 employees	1	X	X	X
	Establishments with 1,000 employees or more	1	X	X	X
551	Management of companies and enterprises				
	All establishments	58	6 509	154 437	583 513
	Establishments with 1 to 4 employees	19	X	X	X
	Establishments with 5 to 9 employees	8	X	X	X
	Establishments with 10 to 19 employees	7	X	X	X
	Establishments with 20 to 49 employees	6	X	X	X
	Establishments with 50 to 99 employees	6	X	X	X
	Establishments with 100 to 249 employees	4	X	X	X
	Establishments with 250 to 499 employees	6	X	X	X
	Establishments with 500 to 999 employees	1	X	X	X
	Establishments with 1,000 employees or more	1	X	X	X

See footnotes at end of table.

Table 5. Establishments, Employees, and Payroll by Industry and Employment Size of Establishments by County: 2004—Con.

[Excludes most government employees, railroad employees, and self-employed persons. Size class 1 to 4 employees includes establishments having payroll, but no employees, during mid-March pay period. For meaning of abbreviations and symbols, see introductory text. For explanation of terms, see Appendix A. For statement on reliability, see the note at the end of the table and Appendix C]

NAICS code	Geography, kind of business, and employment size class	Establishments (number)	Paid employees for pay period including March 12 (number)	First-quarter payroll (\$1,000)	Annual payroll (\$1,000)
	PASSAIC—Con.				
55	Management of companies and enterprises—Con.				
551	Management of companies and enterprises—Con.				
5511	Management of companies and enterprises				
	All establishments	58	6 509	154 437	583 513
	Establishments with 1 to 4 employees	19	X	X	X
	Establishments with 5 to 9 employees	8	X	X	X
	Establishments with 10 to 19 employees	7	X	X	X
	Establishments with 20 to 49 employees	6	X	X	X
	Establishments with 50 to 99 employees	6	X	X	X
	Establishments with 100 to 249 employees	4	X	X	X
	Establishments with 250 to 499 employees	6	X	X	X
	Establishments with 500 to 999 employees	1	X	X	X
	Establishments with 1,000 employees or more	1	X	X	X
55111	Management of companies and enterprises				
	All establishments	58	6 509	154 437	583 513
	Establishments with 1 to 4 employees	19	X	X	X
	Establishments with 5 to 9 employees	8	X	X	X
	Establishments with 10 to 19 employees	7	X	X	X
	Establishments with 20 to 49 employees	6	X	X	X
	Establishments with 50 to 99 employees	6	X	X	X
	Establishments with 100 to 249 employees	4	X	X	X
	Establishments with 250 to 499 employees	6	X	X	X
	Establishments with 500 to 999 employees	1	X	X	X
	Establishments with 1,000 employees or more	1	X	X	X
551114	Corporate, subsidiary, and regional managing offices				
	All establishments	48	6 476	154 069	581 999
	Establishments with 1 to 4 employees	11	X	X	X
	Establishments with 5 to 9 employees	7	X	X	X
	Establishments with 10 to 19 employees	6	X	X	X
	Establishments with 20 to 49 employees	6	X	X	X
	Establishments with 50 to 99 employees	6	X	X	X
	Establishments with 100 to 249 employees	4	X	X	X
	Establishments with 250 to 499 employees	6	X	X	X
	Establishments with 500 to 999 employees	1	X	X	X
	Establishments with 1,000 employees or more	1	X	X	X
56	Administrative and support and waste management and remediation services				
	All establishments	739	17 874	94 110	402 926
	Establishments with 1 to 4 employees	481	X	X	X
	Establishments with 5 to 9 employees	98	X	X	X
	Establishments with 10 to 19 employees	71	X	X	X
	Establishments with 20 to 49 employees	44	X	X	X
	Establishments with 50 to 99 employees	20	X	X	X
	Establishments with 100 to 249 employees	13	X	X	X
	Establishments with 250 to 499 employees	8	X	X	X
	Establishments with 500 to 999 employees	2	X	X	X
	Establishments with 1,000 employees or more	2	X	X	X
561	Administrative and support services				
	All establishments	688	16 588	85 219	355 978
	Establishments with 1 to 4 employees	459	X	X	X
	Establishments with 5 to 9 employees	89	X	X	X
	Establishments with 10 to 19 employees	65	X	X	X
	Establishments with 20 to 49 employees	35	X	X	X
	Establishments with 50 to 99 employees	18	X	X	X
	Establishments with 100 to 249 employees	11	X	X	X
	Establishments with 250 to 499 employees	7	X	X	X
	Establishments with 500 to 999 employees	2	X	X	X
	Establishments with 1,000 employees or more	2	X	X	X
5611	Office administrative services				
	All establishments	52	1 493	24 935	85 232
	Establishments with 1 to 4 employees	22	X	X	X
	Establishments with 5 to 9 employees	8	X	X	X
	Establishments with 10 to 19 employees	9	X	X	X
	Establishments with 20 to 49 employees	7	X	X	X
	Establishments with 50 to 99 employees	3	X	X	X
	Establishments with 100 to 249 employees	2	X	X	X
	Establishments with 250 to 499 employees	1	X	X	X
	Establishments with 500 to 999 employees	—	X	X	X
	Establishments with 1,000 employees or more	—	X	X	X
56111	Office administrative services				
	All establishments	52	1 493	24 935	85 232
	Establishments with 1 to 4 employees	22	X	X	X
	Establishments with 5 to 9 employees	8	X	X	X
	Establishments with 10 to 19 employees	9	X	X	X
	Establishments with 20 to 49 employees	7	X	X	X
	Establishments with 50 to 99 employees	3	X	X	X
	Establishments with 100 to 249 employees	2	X	X	X
	Establishments with 250 to 499 employees	1	X	X	X
	Establishments with 500 to 999 employees	—	X	X	X
	Establishments with 1,000 employees or more	—	X	X	X

See footnotes at end of table.

Table 5. Establishments, Employees, and Payroll by Industry and Employment Size of Establishments by County: 2004—Con.

[Excludes most government employees, railroad employees, and self-employed persons. Size class 1 to 4 employees includes establishments having payroll, but no employees, during mid-March pay period. For meaning of abbreviations and symbols, see introductory text. For explanation of terms, see Appendix A. For statement on reliability, see the note at the end of the table and Appendix C]

NAICS code	Geography, kind of business, and employment size class	Establishments (number)	Paid employees for pay period including March 12 (number)	First-quarter payroll (\$1,000)	Annual payroll (\$1,000)
56	PASSAIC—Con.				
	Administrative and support and waste management and remediation services—Con.				
561	Administrative and support services—Con.				
5611	Office administrative services—Con.				
56111	Office administrative services—Con.				
561110	Office administrative services				
	All establishments	52	1 493	24 935	85 232
	Establishments with 1 to 4 employees	22	X	X	X
	Establishments with 5 to 9 employees	8	X	X	X
	Establishments with 10 to 19 employees	9	X	X	X
	Establishments with 20 to 49 employees	7	X	X	X
	Establishments with 50 to 99 employees	3	X	X	X
	Establishments with 100 to 249 employees	2	X	X	X
	Establishments with 250 to 499 employees	1	X	X	X
	Establishments with 500 to 999 employees	—	X	X	X
	Establishments with 1,000 employees or more	—	X	X	X
5613	Employment services				
	All establishments	58	9 128	23 801	103 700
	Establishments with 1 to 4 employees	26	X	X	X
	Establishments with 5 to 9 employees	8	X	X	X
	Establishments with 10 to 19 employees	5	X	X	X
	Establishments with 20 to 49 employees	6	X	X	X
	Establishments with 50 to 99 employees	4	X	X	X
	Establishments with 100 to 249 employees	3	X	X	X
	Establishments with 250 to 499 employees	4	X	X	X
	Establishments with 500 to 999 employees	—	X	X	X
	Establishments with 1,000 employees or more	2	X	X	X
56132	Temporary help services				
	All establishments	42	i	D	D
	Establishments with 1 to 4 employees	17	X	X	X
	Establishments with 5 to 9 employees	4	X	X	X
	Establishments with 10 to 19 employees	4	X	X	X
	Establishments with 20 to 49 employees	5	X	X	X
	Establishments with 50 to 99 employees	4	X	X	X
	Establishments with 100 to 249 employees	3	X	X	X
	Establishments with 250 to 499 employees	4	X	X	X
	Establishments with 500 to 999 employees	—	X	X	X
	Establishments with 1,000 employees or more	1	X	X	X
561320	Temporary help services				
	All establishments	42	i	D	D
	Establishments with 1 to 4 employees	17	X	X	X
	Establishments with 5 to 9 employees	4	X	X	X
	Establishments with 10 to 19 employees	4	X	X	X
	Establishments with 20 to 49 employees	5	X	X	X
	Establishments with 50 to 99 employees	4	X	X	X
	Establishments with 100 to 249 employees	3	X	X	X
	Establishments with 250 to 499 employees	4	X	X	X
	Establishments with 500 to 999 employees	—	X	X	X
	Establishments with 1,000 employees or more	1	X	X	X
56133	Professional employer organizations				
	All establishments	5	g	D	D
	Establishments with 1 to 4 employees	2	X	X	X
	Establishments with 5 to 9 employees	2	X	X	X
	Establishments with 10 to 19 employees	—	X	X	X
	Establishments with 20 to 49 employees	—	X	X	X
	Establishments with 50 to 99 employees	—	X	X	X
	Establishments with 100 to 249 employees	—	X	X	X
	Establishments with 250 to 499 employees	—	X	X	X
	Establishments with 500 to 999 employees	—	X	X	X
	Establishments with 1,000 employees or more	1	X	X	X
561330	Professional employer organizations				
	All establishments	5	g	D	D
	Establishments with 1 to 4 employees	2	X	X	X
	Establishments with 5 to 9 employees	2	X	X	X
	Establishments with 10 to 19 employees	—	X	X	X
	Establishments with 20 to 49 employees	—	X	X	X
	Establishments with 50 to 99 employees	—	X	X	X
	Establishments with 100 to 249 employees	—	X	X	X
	Establishments with 250 to 499 employees	—	X	X	X
	Establishments with 500 to 999 employees	—	X	X	X
	Establishments with 1,000 employees or more	1	X	X	X
5614	Business support services				
	All establishments	47	626	6 525	24 445
	Establishments with 1 to 4 employees	27	X	X	X
	Establishments with 5 to 9 employees	9	X	X	X
	Establishments with 10 to 19 employees	7	X	X	X
	Establishments with 20 to 49 employees	2	X	X	X
	Establishments with 50 to 99 employees	1	X	X	X
	Establishments with 100 to 249 employees	—	X	X	X
	Establishments with 250 to 499 employees	1	X	X	X

See footnotes at end of table.

Table 5. Establishments, Employees, and Payroll by Industry and Employment Size of Establishments by County: 2004—Con.

[Excludes most government employees, railroad employees, and self-employed persons. Size class 1 to 4 employees includes establishments having payroll, but no employees, during mid-March pay period. For meaning of abbreviations and symbols, see introductory text. For explanation of terms, see Appendix A. For statement on reliability, see the note at the end of the table and Appendix C]

NAICS code	Geography, kind of business, and employment size class	Establishments (number)	Paid employees for pay period including March 12 (number)	First-quarter payroll (\$1,000)	Annual payroll (\$1,000)
	PASSAIC—Con.				
56	Administrative and support and waste management and remediation services—Con.				
561	Administrative and support services—Con.				
5614	Business support services—Con.				
	All establishments—Con.				
	Establishments with 500 to 999 employees	—	X	X	X
	Establishments with 1,000 employees or more	—	X	X	X
56144	Collection agencies				
	All establishments	12	137	963	4 093
	Establishments with 1 to 4 employees	6	X	X	X
	Establishments with 5 to 9 employees	1	X	X	X
	Establishments with 10 to 19 employees	3	X	X	X
	Establishments with 20 to 49 employees	2	X	X	X
	Establishments with 50 to 99 employees	—	X	X	X
	Establishments with 100 to 249 employees	—	X	X	X
	Establishments with 250 to 499 employees	—	X	X	X
	Establishments with 500 to 999 employees	—	X	X	X
	Establishments with 1,000 employees or more	—	X	X	X
561440	Collection agencies				
	All establishments	12	137	963	4 093
	Establishments with 1 to 4 employees	6	X	X	X
	Establishments with 5 to 9 employees	1	X	X	X
	Establishments with 10 to 19 employees	3	X	X	X
	Establishments with 20 to 49 employees	2	X	X	X
	Establishments with 50 to 99 employees	—	X	X	X
	Establishments with 100 to 249 employees	—	X	X	X
	Establishments with 250 to 499 employees	—	X	X	X
	Establishments with 500 to 999 employees	—	X	X	X
	Establishments with 1,000 employees or more	—	X	X	X
56149	Other business support services				
	All establishments	9	363	4 498	16 551
	Establishments with 1 to 4 employees	6	X	X	X
	Establishments with 5 to 9 employees	1	X	X	X
	Establishments with 10 to 19 employees	—	X	X	X
	Establishments with 20 to 49 employees	—	X	X	X
	Establishments with 50 to 99 employees	1	X	X	X
	Establishments with 100 to 249 employees	—	X	X	X
	Establishments with 250 to 499 employees	1	X	X	X
	Establishments with 500 to 999 employees	—	X	X	X
	Establishments with 1,000 employees or more	—	X	X	X
561499	All other business support services				
	All establishments	5	e	D	D
	Establishments with 1 to 4 employees	2	X	X	X
	Establishments with 5 to 9 employees	1	X	X	X
	Establishments with 10 to 19 employees	—	X	X	X
	Establishments with 20 to 49 employees	—	X	X	X
	Establishments with 50 to 99 employees	1	X	X	X
	Establishments with 100 to 249 employees	—	X	X	X
	Establishments with 250 to 499 employees	1	X	X	X
	Establishments with 500 to 999 employees	—	X	X	X
	Establishments with 1,000 employees or more	—	X	X	X
5615	Travel arrangement and reservation services				
	All establishments	58	e	D	D
	Establishments with 1 to 4 employees	42	X	X	X
	Establishments with 5 to 9 employees	11	X	X	X
	Establishments with 10 to 19 employees	2	X	X	X
	Establishments with 20 to 49 employees	2	X	X	X
	Establishments with 50 to 99 employees	—	X	X	X
	Establishments with 100 to 249 employees	1	X	X	X
	Establishments with 250 to 499 employees	—	X	X	X
	Establishments with 500 to 999 employees	—	X	X	X
	Establishments with 1,000 employees or more	—	X	X	X
56151	Travel agencies				
	All establishments	52	233	1 771	7 692
	Establishments with 1 to 4 employees	38	X	X	X
	Establishments with 5 to 9 employees	10	X	X	X
	Establishments with 10 to 19 employees	2	X	X	X
	Establishments with 20 to 49 employees	2	X	X	X
	Establishments with 50 to 99 employees	—	X	X	X
	Establishments with 100 to 249 employees	—	X	X	X
	Establishments with 250 to 499 employees	—	X	X	X
	Establishments with 500 to 999 employees	—	X	X	X
	Establishments with 1,000 employees or more	—	X	X	X
561510	Travel agencies				

See footnotes at end of table.

Table 5. Establishments, Employees, and Payroll by Industry and Employment Size of Establishments by County: 2004—Con.

[Excludes most government employees, railroad employees, and self-employed persons. Size class 1 to 4 employees includes establishments having payroll, but no employees, during mid-March pay period. For meaning of abbreviations and symbols, see introductory text. For explanation of terms, see Appendix A. For statement on reliability, see the note at the end of the table and Appendix C]

NAICS code	Geography, kind of business, and employment size class	Establishments (number)	Paid employees for pay period including March 12 (number)	First-quarter payroll (\$1,000)	Annual payroll (\$1,000)
56	PASSAIC—Con.				
	Administrative and support and waste management and remediation services—Con.				
561	Administrative and support services—Con.				
5615	Travel arrangement and reservation services—Con.				
56151	Travel agencies—Con.				
561510	Travel agencies—Con.				
	All establishments	52	233	1 771	7 692
	Establishments with 1 to 4 employees	38	X	X	X
	Establishments with 5 to 9 employees	10	X	X	X
	Establishments with 10 to 19 employees	2	X	X	X
	Establishments with 20 to 49 employees	2	X	X	X
	Establishments with 50 to 99 employees	—	X	X	X
	Establishments with 100 to 249 employees	—	X	X	X
	Establishments with 250 to 499 employees	—	X	X	X
	Establishments with 500 to 999 employees	—	X	X	X
	Establishments with 1,000 employees or more	—	X	X	X
56159	Other travel arrangement and reservation services				
	All establishments	2	c	D	D
	Establishments with 1 to 4 employees	—	X	X	X
	Establishments with 5 to 9 employees	1	X	X	X
	Establishments with 10 to 19 employees	—	X	X	X
	Establishments with 20 to 49 employees	—	X	X	X
	Establishments with 50 to 99 employees	—	X	X	X
	Establishments with 100 to 249 employees	1	X	X	X
	Establishments with 250 to 499 employees	—	X	X	X
	Establishments with 500 to 999 employees	—	X	X	X
	Establishments with 1,000 employees or more	—	X	X	X
561599	All other travel arrangement and reservation services				
	All establishments	2	c	D	D
	Establishments with 1 to 4 employees	—	X	X	X
	Establishments with 5 to 9 employees	1	X	X	X
	Establishments with 10 to 19 employees	—	X	X	X
	Establishments with 20 to 49 employees	—	X	X	X
	Establishments with 50 to 99 employees	—	X	X	X
	Establishments with 100 to 249 employees	1	X	X	X
	Establishments with 250 to 499 employees	—	X	X	X
	Establishments with 500 to 999 employees	—	X	X	X
	Establishments with 1,000 employees or more	—	X	X	X
5616	Investigation and security services				
	All establishments	36	1 392	8 570	35 050
	Establishments with 1 to 4 employees	21	X	X	X
	Establishments with 5 to 9 employees	3	X	X	X
	Establishments with 10 to 19 employees	7	X	X	X
	Establishments with 20 to 49 employees	1	X	X	X
	Establishments with 50 to 99 employees	1	X	X	X
	Establishments with 100 to 249 employees	1	X	X	X
	Establishments with 250 to 499 employees	1	X	X	X
	Establishments with 500 to 999 employees	1	X	X	X
	Establishments with 1,000 employees or more	—	X	X	X
56161	Investigation, guard, and armored car services				
	All establishments	12	1 099	5 032	19 787
	Establishments with 1 to 4 employees	2	X	X	X
	Establishments with 5 to 9 employees	1	X	X	X
	Establishments with 10 to 19 employees	5	X	X	X
	Establishments with 20 to 49 employees	1	X	X	X
	Establishments with 50 to 99 employees	1	X	X	X
	Establishments with 100 to 249 employees	—	X	X	X
	Establishments with 250 to 499 employees	1	X	X	X
	Establishments with 500 to 999 employees	1	X	X	X
	Establishments with 1,000 employees or more	—	X	X	X
561612	Security guards and patrol services				
	All establishments	11	g	D	D
	Establishments with 1 to 4 employees	2	X	X	X
	Establishments with 5 to 9 employees	1	X	X	X
	Establishments with 10 to 19 employees	4	X	X	X
	Establishments with 20 to 49 employees	1	X	X	X
	Establishments with 50 to 99 employees	1	X	X	X
	Establishments with 100 to 249 employees	—	X	X	X
	Establishments with 250 to 499 employees	1	X	X	X
	Establishments with 500 to 999 employees	1	X	X	X
	Establishments with 1,000 employees or more	—	X	X	X
56162	Security systems services				
	All establishments	24	293	3 538	15 263
	Establishments with 1 to 4 employees	19	X	X	X
	Establishments with 5 to 9 employees	2	X	X	X
	Establishments with 10 to 19 employees	2	X	X	X
	Establishments with 20 to 49 employees	—	X	X	X
	Establishments with 50 to 99 employees	—	X	X	X
	Establishments with 100 to 249 employees	1	X	X	X
	Establishments with 250 to 499 employees	—	X	X	X

See footnotes at end of table.

Table 5. Establishments, Employees, and Payroll by Industry and Employment Size of Establishments by County: 2004—Con.

[Excludes most government employees, railroad employees, and self-employed persons. Size class 1 to 4 employees includes establishments having payroll, but no employees, during mid-March pay period. For meaning of abbreviations and symbols, see introductory text. For explanation of terms, see Appendix A. For statement on reliability, see the note at the end of the table and Appendix C]

NAICS code	Geography, kind of business, and employment size class	Establishments (number)	Paid employees for pay period including March 12 (number)	First-quarter payroll (\$1,000)	Annual payroll (\$1,000)
	PASSAIC—Con.				
56	Administrative and support and waste management and remediation services—Con.				
561	Administrative and support services—Con.				
5616	Investigation and security services—Con.				
56162	Security systems services—Con.				
	All establishments—Con.				
	Establishments with 500 to 999 employees	—	X	X	X
	Establishments with 1,000 employees or more	—	X	X	X
561621	Security systems services (except locksmiths)				
	All establishments	17	283	3 486	14 891
	Establishments with 1 to 4 employees	12	X	X	X
	Establishments with 5 to 9 employees	2	X	X	X
	Establishments with 10 to 19 employees	2	X	X	X
	Establishments with 20 to 49 employees	—	X	X	X
	Establishments with 50 to 99 employees	—	X	X	X
	Establishments with 100 to 249 employees	1	X	X	X
	Establishments with 250 to 499 employees	—	X	X	X
	Establishments with 500 to 999 employees	—	X	X	X
	Establishments with 1,000 employees or more	—	X	X	X
5617	Services to buildings and dwellings				
	All establishments	382	1 702	8 879	52 178
	Establishments with 1 to 4 employees	296	X	X	X
	Establishments with 5 to 9 employees	40	X	X	X
	Establishments with 10 to 19 employees	30	X	X	X
	Establishments with 20 to 49 employees	12	X	X	X
	Establishments with 50 to 99 employees	3	X	X	X
	Establishments with 100 to 249 employees	1	X	X	X
	Establishments with 250 to 499 employees	—	X	X	X
	Establishments with 500 to 999 employees	—	X	X	X
	Establishments with 1,000 employees or more	—	X	X	X
56171	Exterminating and pest control services				
	All establishments	26	143	1 144	5 057
	Establishments with 1 to 4 employees	17	X	X	X
	Establishments with 5 to 9 employees	5	X	X	X
	Establishments with 10 to 19 employees	2	X	X	X
	Establishments with 20 to 49 employees	2	X	X	X
	Establishments with 50 to 99 employees	—	X	X	X
	Establishments with 100 to 249 employees	—	X	X	X
	Establishments with 250 to 499 employees	—	X	X	X
	Establishments with 500 to 999 employees	—	X	X	X
	Establishments with 1,000 employees or more	—	X	X	X
561710	Exterminating and pest control services				
	All establishments	26	143	1 144	5 057
	Establishments with 1 to 4 employees	17	X	X	X
	Establishments with 5 to 9 employees	5	X	X	X
	Establishments with 10 to 19 employees	2	X	X	X
	Establishments with 20 to 49 employees	2	X	X	X
	Establishments with 50 to 99 employees	—	X	X	X
	Establishments with 100 to 249 employees	—	X	X	X
	Establishments with 250 to 499 employees	—	X	X	X
	Establishments with 500 to 999 employees	—	X	X	X
	Establishments with 1,000 employees or more	—	X	X	X
56172	Janitorial services				
	All establishments	96	951	4 203	18 099
	Establishments with 1 to 4 employees	54	X	X	X
	Establishments with 5 to 9 employees	15	X	X	X
	Establishments with 10 to 19 employees	17	X	X	X
	Establishments with 20 to 49 employees	6	X	X	X
	Establishments with 50 to 99 employees	3	X	X	X
	Establishments with 100 to 249 employees	1	X	X	X
	Establishments with 250 to 499 employees	—	X	X	X
	Establishments with 500 to 999 employees	—	X	X	X
	Establishments with 1,000 employees or more	—	X	X	X
561720	Janitorial services				
	All establishments	96	951	4 203	18 099
	Establishments with 1 to 4 employees	54	X	X	X
	Establishments with 5 to 9 employees	15	X	X	X
	Establishments with 10 to 19 employees	17	X	X	X
	Establishments with 20 to 49 employees	6	X	X	X
	Establishments with 50 to 99 employees	3	X	X	X
	Establishments with 100 to 249 employees	1	X	X	X
	Establishments with 250 to 499 employees	—	X	X	X
	Establishments with 500 to 999 employees	—	X	X	X
	Establishments with 1,000 employees or more	—	X	X	X

See footnotes at end of table.

Table 5. Establishments, Employees, and Payroll by Industry and Employment Size of Establishments by County: 2004—Con.

[Excludes most government employees, railroad employees, and self-employed persons. Size class 1 to 4 employees includes establishments having payroll, but no employees, during mid-March pay period. For meaning of abbreviations and symbols, see introductory text. For explanation of terms, see Appendix A. For statement on reliability, see the note at the end of the table and Appendix C]

NAICS code	Geography, kind of business, and employment size class	Establishments (number)	Paid employees for pay period including March 12 (number)	First-quarter payroll (\$1,000)	Annual payroll (\$1,000)
56	PASSAIC—Con.				
	Administrative and support and waste management and remediation services—Con.				
561	Administrative and support services—Con.				
5617	Services to buildings and dwellings—Con.				
56173	Landscaping services				
	All establishments	222	464	2 542	23 907
	Establishments with 1 to 4 employees	195	X	X	X
	Establishments with 5 to 9 employees	15	X	X	X
	Establishments with 10 to 19 employees	10	X	X	X
	Establishments with 20 to 49 employees	2	X	X	X
	Establishments with 50 to 99 employees	—	X	X	X
	Establishments with 100 to 249 employees	—	X	X	X
	Establishments with 250 to 499 employees	—	X	X	X
	Establishments with 500 to 999 employees	—	X	X	X
	Establishments with 1,000 employees or more	—	X	X	X
561730	Landscaping services				
	All establishments	222	464	2 542	23 907
	Establishments with 1 to 4 employees	195	X	X	X
	Establishments with 5 to 9 employees	15	X	X	X
	Establishments with 10 to 19 employees	10	X	X	X
	Establishments with 20 to 49 employees	2	X	X	X
	Establishments with 50 to 99 employees	—	X	X	X
	Establishments with 100 to 249 employees	—	X	X	X
	Establishments with 250 to 499 employees	—	X	X	X
	Establishments with 500 to 999 employees	—	X	X	X
	Establishments with 1,000 employees or more	—	X	X	X
56179	Other services to buildings and dwellings				
	All establishments	22	113	867	4 463
	Establishments with 1 to 4 employees	16	X	X	X
	Establishments with 5 to 9 employees	3	X	X	X
	Establishments with 10 to 19 employees	1	X	X	X
	Establishments with 20 to 49 employees	2	X	X	X
	Establishments with 50 to 99 employees	—	X	X	X
	Establishments with 100 to 249 employees	—	X	X	X
	Establishments with 250 to 499 employees	—	X	X	X
	Establishments with 500 to 999 employees	—	X	X	X
	Establishments with 1,000 employees or more	—	X	X	X
561790	Other services to buildings and dwellings				
	All establishments	22	113	867	4 463
	Establishments with 1 to 4 employees	16	X	X	X
	Establishments with 5 to 9 employees	3	X	X	X
	Establishments with 10 to 19 employees	1	X	X	X
	Establishments with 20 to 49 employees	2	X	X	X
	Establishments with 50 to 99 employees	—	X	X	X
	Establishments with 100 to 249 employees	—	X	X	X
	Establishments with 250 to 499 employees	—	X	X	X
	Establishments with 500 to 999 employees	—	X	X	X
	Establishments with 1,000 employees or more	—	X	X	X
5619	Other support services				
	All establishments	51	1 835	9 092	40 609
	Establishments with 1 to 4 employees	23	X	X	X
	Establishments with 5 to 9 employees	10	X	X	X
	Establishments with 10 to 19 employees	4	X	X	X
	Establishments with 20 to 49 employees	4	X	X	X
	Establishments with 50 to 99 employees	6	X	X	X
	Establishments with 100 to 249 employees	3	X	X	X
	Establishments with 250 to 499 employees	—	X	X	X
	Establishments with 500 to 999 employees	1	X	X	X
	Establishments with 1,000 employees or more	—	X	X	X
56191	Packaging and labeling services				
	All establishments	15	838	4 567	21 102
	Establishments with 1 to 4 employees	3	X	X	X
	Establishments with 5 to 9 employees	1	X	X	X
	Establishments with 10 to 19 employees	2	X	X	X
	Establishments with 20 to 49 employees	3	X	X	X
	Establishments with 50 to 99 employees	4	X	X	X
	Establishments with 100 to 249 employees	2	X	X	X
	Establishments with 250 to 499 employees	—	X	X	X
	Establishments with 500 to 999 employees	—	X	X	X
	Establishments with 1,000 employees or more	—	X	X	X
561910	Packaging and labeling services				
	All establishments	15	838	4 567	21 102
	Establishments with 1 to 4 employees	3	X	X	X
	Establishments with 5 to 9 employees	1	X	X	X
	Establishments with 10 to 19 employees	2	X	X	X
	Establishments with 20 to 49 employees	3	X	X	X
	Establishments with 50 to 99 employees	4	X	X	X
	Establishments with 100 to 249 employees	2	X	X	X
	Establishments with 250 to 499 employees	—	X	X	X
	Establishments with 500 to 999 employees	—	X	X	X
	Establishments with 1,000 employees or more	—	X	X	X

See footnotes at end of table.

Table 5. Establishments, Employees, and Payroll by Industry and Employment Size of Establishments by County: 2004—Con.

[Excludes most government employees, railroad employees, and self-employed persons. Size class 1 to 4 employees includes establishments having payroll, but no employees, during mid-March pay period. For meaning of abbreviations and symbols, see introductory text. For explanation of terms, see Appendix A. For statement on reliability, see the note at the end of the table and Appendix C]

NAICS code	Geography, kind of business, and employment size class	Establishments (number)	Paid employees for pay period including March 12 (number)	First-quarter payroll (\$1,000)	Annual payroll (\$1,000)
56	PASSAIC—Con.				
	Administrative and support and waste management and remediation services—Con.				
561	Administrative and support services—Con.				
5619	Other support services—Con.				
56199	All other support services				
	All establishments	28	963	4 155	17 828
	Establishments with 1 to 4 employees	15	X	X	X
	Establishments with 5 to 9 employees	7	X	X	X
	Establishments with 10 to 19 employees	1	X	X	X
	Establishments with 20 to 49 employees	1	X	X	X
	Establishments with 50 to 99 employees	2	X	X	X
	Establishments with 100 to 249 employees	1	X	X	X
	Establishments with 250 to 499 employees	—	X	X	X
	Establishments with 500 to 999 employees	1	X	X	X
	Establishments with 1,000 employees or more	—	X	X	X
561990	All other support services				
	All establishments	28	963	4 155	17 828
	Establishments with 1 to 4 employees	15	X	X	X
	Establishments with 5 to 9 employees	7	X	X	X
	Establishments with 10 to 19 employees	1	X	X	X
	Establishments with 20 to 49 employees	1	X	X	X
	Establishments with 50 to 99 employees	2	X	X	X
	Establishments with 100 to 249 employees	1	X	X	X
	Establishments with 250 to 499 employees	—	X	X	X
	Establishments with 500 to 999 employees	1	X	X	X
	Establishments with 1,000 employees or more	—	X	X	X
562	Waste management and remediation services				
	All establishments	51	1 286	8 891	46 948
	Establishments with 1 to 4 employees	22	X	X	X
	Establishments with 5 to 9 employees	9	X	X	X
	Establishments with 10 to 19 employees	6	X	X	X
	Establishments with 20 to 49 employees	9	X	X	X
	Establishments with 50 to 99 employees	2	X	X	X
	Establishments with 100 to 249 employees	2	X	X	X
	Establishments with 250 to 499 employees	1	X	X	X
	Establishments with 500 to 999 employees	—	X	X	X
	Establishments with 1,000 employees or more	—	X	X	X
5621	Waste collection				
	All establishments	14	271	3 271	14 706
	Establishments with 1 to 4 employees	5	X	X	X
	Establishments with 5 to 9 employees	3	X	X	X
	Establishments with 10 to 19 employees	2	X	X	X
	Establishments with 20 to 49 employees	3	X	X	X
	Establishments with 50 to 99 employees	—	X	X	X
	Establishments with 100 to 249 employees	1	X	X	X
	Establishments with 250 to 499 employees	—	X	X	X
	Establishments with 500 to 999 employees	—	X	X	X
	Establishments with 1,000 employees or more	—	X	X	X
56211	Waste collection				
	All establishments	14	271	3 271	14 706
	Establishments with 1 to 4 employees	5	X	X	X
	Establishments with 5 to 9 employees	3	X	X	X
	Establishments with 10 to 19 employees	2	X	X	X
	Establishments with 20 to 49 employees	3	X	X	X
	Establishments with 50 to 99 employees	—	X	X	X
	Establishments with 100 to 249 employees	1	X	X	X
	Establishments with 250 to 499 employees	—	X	X	X
	Establishments with 500 to 999 employees	—	X	X	X
	Establishments with 1,000 employees or more	—	X	X	X
562111	Solid waste collection				
	All establishments	12	C	D	D
	Establishments with 1 to 4 employees	5	X	X	X
	Establishments with 5 to 9 employees	2	X	X	X
	Establishments with 10 to 19 employees	2	X	X	X
	Establishments with 20 to 49 employees	2	X	X	X
	Establishments with 50 to 99 employees	—	X	X	X
	Establishments with 100 to 249 employees	1	X	X	X
	Establishments with 250 to 499 employees	—	X	X	X
	Establishments with 500 to 999 employees	—	X	X	X
	Establishments with 1,000 employees or more	—	X	X	X
5629	Remediation and other waste management services				
	All establishments	33	929	4 897	28 573
	Establishments with 1 to 4 employees	17	X	X	X
	Establishments with 5 to 9 employees	4	X	X	X
	Establishments with 10 to 19 employees	4	X	X	X
	Establishments with 20 to 49 employees	5	X	X	X
	Establishments with 50 to 99 employees	1	X	X	X
	Establishments with 100 to 249 employees	1	X	X	X
	Establishments with 250 to 499 employees	1	X	X	X
	Establishments with 500 to 999 employees	—	X	X	X
	Establishments with 1,000 employees or more	—	X	X	X

See footnotes at end of table.

Table 5. Establishments, Employees, and Payroll by Industry and Employment Size of Establishments by County: 2004—Con.

[Excludes most government employees, railroad employees, and self-employed persons. Size class 1 to 4 employees includes establishments having payroll, but no employees, during mid-March pay period. For meaning of abbreviations and symbols, see introductory text. For explanation of terms, see Appendix A. For statement on reliability, see the note at the end of the table and Appendix C]

NAICS code	Geography, kind of business, and employment size class	Establishments (number)	Paid employees for pay period including March 12 (number)	First-quarter payroll (\$1,000)	Annual payroll (\$1,000)
56	PASSAIC—Con.				
	Administrative and support and waste management and remediation services—Con.				
562	Waste management and remediation services—Con.				
5629	Remediation and other waste management services—Con.				
56291	Remediation services				
	All establishments	25	855	4 139	24 591
	Establishments with 1 to 4 employees	12	X	X	X
	Establishments with 5 to 9 employees	4	X	X	X
	Establishments with 10 to 19 employees	2	X	X	X
	Establishments with 20 to 49 employees	4	X	X	X
	Establishments with 50 to 99 employees	1	X	X	X
	Establishments with 100 to 249 employees	1	X	X	X
	Establishments with 250 to 499 employees	1	X	X	X
	Establishments with 500 to 999 employees	—	X	X	X
	Establishments with 1,000 employees or more	—	X	X	X
562910	Remediation services				
	All establishments	25	855	4 139	24 591
	Establishments with 1 to 4 employees	12	X	X	X
	Establishments with 5 to 9 employees	4	X	X	X
	Establishments with 10 to 19 employees	2	X	X	X
	Establishments with 20 to 49 employees	4	X	X	X
	Establishments with 50 to 99 employees	1	X	X	X
	Establishments with 100 to 249 employees	1	X	X	X
	Establishments with 250 to 499 employees	1	X	X	X
	Establishments with 500 to 999 employees	—	X	X	X
	Establishments with 1,000 employees or more	—	X	X	X
61	Educational services				
	All establishments	130	3 174	22 986	89 377
	Establishments with 1 to 4 employees	54	X	X	X
	Establishments with 5 to 9 employees	22	X	X	X
	Establishments with 10 to 19 employees	15	X	X	X
	Establishments with 20 to 49 employees	24	X	X	X
	Establishments with 50 to 99 employees	8	X	X	X
	Establishments with 100 to 249 employees	5	X	X	X
	Establishments with 250 to 499 employees	2	X	X	X
	Establishments with 500 to 999 employees	—	X	X	X
	Establishments with 1,000 employees or more	—	X	X	X
611	Educational services				
	All establishments	130	3 174	22 986	89 377
	Establishments with 1 to 4 employees	54	X	X	X
	Establishments with 5 to 9 employees	22	X	X	X
	Establishments with 10 to 19 employees	15	X	X	X
	Establishments with 20 to 49 employees	24	X	X	X
	Establishments with 50 to 99 employees	8	X	X	X
	Establishments with 100 to 249 employees	5	X	X	X
	Establishments with 250 to 499 employees	2	X	X	X
	Establishments with 500 to 999 employees	—	X	X	X
	Establishments with 1,000 employees or more	—	X	X	X
6111	Elementary and secondary schools				
	All establishments	36	2 022	15 708	59 624
	Establishments with 1 to 4 employees	1	X	X	X
	Establishments with 5 to 9 employees	3	X	X	X
	Establishments with 10 to 19 employees	2	X	X	X
	Establishments with 20 to 49 employees	16	X	X	X
	Establishments with 50 to 99 employees	8	X	X	X
	Establishments with 100 to 249 employees	5	X	X	X
	Establishments with 250 to 499 employees	1	X	X	X
	Establishments with 500 to 999 employees	—	X	X	X
	Establishments with 1,000 employees or more	—	X	X	X
61111	Elementary and secondary schools				
	All establishments	36	2 022	15 708	59 624
	Establishments with 1 to 4 employees	1	X	X	X
	Establishments with 5 to 9 employees	3	X	X	X
	Establishments with 10 to 19 employees	2	X	X	X
	Establishments with 20 to 49 employees	16	X	X	X
	Establishments with 50 to 99 employees	8	X	X	X
	Establishments with 100 to 249 employees	5	X	X	X
	Establishments with 250 to 499 employees	1	X	X	X
	Establishments with 500 to 999 employees	—	X	X	X
	Establishments with 1,000 employees or more	—	X	X	X
611110	Elementary and secondary schools				
	All establishments	36	2 022	15 708	59 624
	Establishments with 1 to 4 employees	1	X	X	X
	Establishments with 5 to 9 employees	3	X	X	X
	Establishments with 10 to 19 employees	2	X	X	X
	Establishments with 20 to 49 employees	16	X	X	X
	Establishments with 50 to 99 employees	8	X	X	X
	Establishments with 100 to 249 employees	5	X	X	X
	Establishments with 250 to 499 employees	1	X	X	X
	Establishments with 500 to 999 employees	—	X	X	X
	Establishments with 1,000 employees or more	—	X	X	X

See footnotes at end of table.

Table 5. Establishments, Employees, and Payroll by Industry and Employment Size of Establishments by County: 2004—Con.

[Excludes most government employees, railroad employees, and self-employed persons. Size class 1 to 4 employees includes establishments having payroll, but no employees, during mid-March pay period. For meaning of abbreviations and symbols, see introductory text. For explanation of terms, see Appendix A. For statement on reliability, see the note at the end of the table and Appendix C]

NAICS code	Geography, kind of business, and employment size class	Establishments (number)	Paid employees for pay period including March 12 (number)	First-quarter payroll (\$1,000)	Annual payroll (\$1,000)
PASSAIC—Con.					
61	Educational services—Con.				
611	Educational services—Con.				
6112	Junior colleges				
	All establishments	4	f	D	D
	Establishments with 1 to 4 employees	2	X	X	X
	Establishments with 5 to 9 employees	—	X	X	X
	Establishments with 10 to 19 employees	—	X	X	X
	Establishments with 20 to 49 employees	1	X	X	X
	Establishments with 50 to 99 employees	—	X	X	X
	Establishments with 100 to 249 employees	—	X	X	X
	Establishments with 250 to 499 employees	1	X	X	X
	Establishments with 500 to 999 employees	—	X	X	X
	Establishments with 1,000 employees or more	—	X	X	X
61121	Junior colleges				
	All establishments	4	f	D	D
	Establishments with 1 to 4 employees	2	X	X	X
	Establishments with 5 to 9 employees	—	X	X	X
	Establishments with 10 to 19 employees	—	X	X	X
	Establishments with 20 to 49 employees	1	X	X	X
	Establishments with 50 to 99 employees	—	X	X	X
	Establishments with 100 to 249 employees	—	X	X	X
	Establishments with 250 to 499 employees	1	X	X	X
	Establishments with 500 to 999 employees	—	X	X	X
	Establishments with 1,000 employees or more	—	X	X	X
611210	Junior colleges				
	All establishments	4	f	D	D
	Establishments with 1 to 4 employees	2	X	X	X
	Establishments with 5 to 9 employees	—	X	X	X
	Establishments with 10 to 19 employees	—	X	X	X
	Establishments with 20 to 49 employees	1	X	X	X
	Establishments with 50 to 99 employees	—	X	X	X
	Establishments with 100 to 249 employees	—	X	X	X
	Establishments with 250 to 499 employees	1	X	X	X
	Establishments with 500 to 999 employees	—	X	X	X
	Establishments with 1,000 employees or more	—	X	X	X
6116	Other schools and instruction				
	All establishments	61	400	1 774	6 408
	Establishments with 1 to 4 employees	35	X	X	X
	Establishments with 5 to 9 employees	14	X	X	X
	Establishments with 10 to 19 employees	7	X	X	X
	Establishments with 20 to 49 employees	5	X	X	X
	Establishments with 50 to 99 employees	—	X	X	X
	Establishments with 100 to 249 employees	—	X	X	X
	Establishments with 250 to 499 employees	—	X	X	X
	Establishments with 500 to 999 employees	—	X	X	X
	Establishments with 1,000 employees or more	—	X	X	X
61161	Fine arts schools				
	All establishments	21	101	336	1 309
	Establishments with 1 to 4 employees	14	X	X	X
	Establishments with 5 to 9 employees	3	X	X	X
	Establishments with 10 to 19 employees	4	X	X	X
	Establishments with 20 to 49 employees	—	X	X	X
	Establishments with 50 to 99 employees	—	X	X	X
	Establishments with 100 to 249 employees	—	X	X	X
	Establishments with 250 to 499 employees	—	X	X	X
	Establishments with 500 to 999 employees	—	X	X	X
	Establishments with 1,000 employees or more	—	X	X	X
611610	Fine arts schools				
	All establishments	21	101	336	1 309
	Establishments with 1 to 4 employees	14	X	X	X
	Establishments with 5 to 9 employees	3	X	X	X
	Establishments with 10 to 19 employees	4	X	X	X
	Establishments with 20 to 49 employees	—	X	X	X
	Establishments with 50 to 99 employees	—	X	X	X
	Establishments with 100 to 249 employees	—	X	X	X
	Establishments with 250 to 499 employees	—	X	X	X
	Establishments with 500 to 999 employees	—	X	X	X
	Establishments with 1,000 employees or more	—	X	X	X
61169	All other schools and instruction				
	All establishments	22	245	1 309	4 396
	Establishments with 1 to 4 employees	9	X	X	X
	Establishments with 5 to 9 employees	6	X	X	X
	Establishments with 10 to 19 employees	2	X	X	X
	Establishments with 20 to 49 employees	5	X	X	X
	Establishments with 50 to 99 employees	—	X	X	X
	Establishments with 100 to 249 employees	—	X	X	X
	Establishments with 250 to 499 employees	—	X	X	X
	Establishments with 500 to 999 employees	—	X	X	X
	Establishments with 1,000 employees or more	—	X	X	X

See footnotes at end of table.

Table 5. Establishments, Employees, and Payroll by Industry and Employment Size of Establishments by County: 2004—Con.

[Excludes most government employees, railroad employees, and self-employed persons. Size class 1 to 4 employees includes establishments having payroll, but no employees, during mid-March pay period. For meaning of abbreviations and symbols, see introductory text. For explanation of terms, see Appendix A. For statement on reliability, see the note at the end of the table and Appendix C]

NAICS code	Geography, kind of business, and employment size class	Establishments (number)	Paid employees for pay period including March 12 (number)	First-quarter payroll (\$1,000)	Annual payroll (\$1,000)
61	PASSAIC—Con.				
	Educational services—Con.				
611	Educational services—Con.				
6116	Other schools and instruction—Con.				
61169	All other schools and instruction—Con.				
611691	Exam preparation and tutoring				
	All establishments	16	171	977	3 340
	Establishments with 1 to 4 employees	7	X	X	X
	Establishments with 5 to 9 employees	4	X	X	X
	Establishments with 10 to 19 employees	1	X	X	X
	Establishments with 20 to 49 employees	4	X	X	X
	Establishments with 50 to 99 employees	—	X	X	X
	Establishments with 100 to 249 employees	—	X	X	X
	Establishments with 250 to 499 employees	—	X	X	X
	Establishments with 500 to 999 employees	—	X	X	X
	Establishments with 1,000 employees or more	—	X	X	X
62	Health care and social assistance				
	All establishments	1 286	22 945	191 267	838 231
	Establishments with 1 to 4 employees	645	X	X	X
	Establishments with 5 to 9 employees	298	X	X	X
	Establishments with 10 to 19 employees	191	X	X	X
	Establishments with 20 to 49 employees	87	X	X	X
	Establishments with 50 to 99 employees	27	X	X	X
	Establishments with 100 to 249 employees	28	X	X	X
	Establishments with 250 to 499 employees	5	X	X	X
	Establishments with 500 to 999 employees	3	X	X	X
	Establishments with 1,000 employees or more	2	X	X	X
621	Ambulatory health care services				
	All establishments	1 031	8 393	73 036	332 813
	Establishments with 1 to 4 employees	590	X	X	X
	Establishments with 5 to 9 employees	247	X	X	X
	Establishments with 10 to 19 employees	128	X	X	X
	Establishments with 20 to 49 employees	44	X	X	X
	Establishments with 50 to 99 employees	10	X	X	X
	Establishments with 100 to 249 employees	11	X	X	X
	Establishments with 250 to 499 employees	1	X	X	X
	Establishments with 500 to 999 employees	—	X	X	X
	Establishments with 1,000 employees or more	—	X	X	X
6211	Offices of physicians				
	All establishments	504	3 081	35 513	168 733
	Establishments with 1 to 4 employees	300	X	X	X
	Establishments with 5 to 9 employees	115	X	X	X
	Establishments with 10 to 19 employees	60	X	X	X
	Establishments with 20 to 49 employees	26	X	X	X
	Establishments with 50 to 99 employees	2	X	X	X
	Establishments with 100 to 249 employees	1	X	X	X
	Establishments with 250 to 499 employees	—	X	X	X
	Establishments with 500 to 999 employees	—	X	X	X
	Establishments with 1,000 employees or more	—	X	X	X
62111	Offices of physicians				
	All establishments	504	3 081	35 513	168 733
	Establishments with 1 to 4 employees	300	X	X	X
	Establishments with 5 to 9 employees	115	X	X	X
	Establishments with 10 to 19 employees	60	X	X	X
	Establishments with 20 to 49 employees	26	X	X	X
	Establishments with 50 to 99 employees	2	X	X	X
	Establishments with 100 to 249 employees	1	X	X	X
	Establishments with 250 to 499 employees	—	X	X	X
	Establishments with 500 to 999 employees	—	X	X	X
	Establishments with 1,000 employees or more	—	X	X	X
621111	Offices of physicians (except mental health specialists)				
	All establishments	486	3 026	34 944	165 868
	Establishments with 1 to 4 employees	284	X	X	X
	Establishments with 5 to 9 employees	114	X	X	X
	Establishments with 10 to 19 employees	59	X	X	X
	Establishments with 20 to 49 employees	26	X	X	X
	Establishments with 50 to 99 employees	2	X	X	X
	Establishments with 100 to 249 employees	1	X	X	X
	Establishments with 250 to 499 employees	—	X	X	X
	Establishments with 500 to 999 employees	—	X	X	X
	Establishments with 1,000 employees or more	—	X	X	X
6212	Offices of dentists				
	All establishments	214	1 296	10 678	47 296
	Establishments with 1 to 4 employees	104	X	X	X
	Establishments with 5 to 9 employees	68	X	X	X
	Establishments with 10 to 19 employees	37	X	X	X
	Establishments with 20 to 49 employees	4	X	X	X
	Establishments with 50 to 99 employees	1	X	X	X
	Establishments with 100 to 249 employees	—	X	X	X
	Establishments with 250 to 499 employees	—	X	X	X
	Establishments with 500 to 999 employees	—	X	X	X
	Establishments with 1,000 employees or more	—	X	X	X

See footnotes at end of table.

Table 5. Establishments, Employees, and Payroll by Industry and Employment Size of Establishments by County: 2004—Con.

[Excludes most government employees, railroad employees, and self-employed persons. Size class 1 to 4 employees includes establishments having payroll, but no employees, during mid-March pay period. For meaning of abbreviations and symbols, see introductory text. For explanation of terms, see Appendix A. For statement on reliability, see the note at the end of the table and Appendix C]

NAICS code	Geography, kind of business, and employment size class	Establishments (number)	Paid employees for pay period including March 12 (number)	First-quarter payroll (\$1,000)	Annual payroll (\$1,000)
PASSAIC—Con.					
62	Health care and social assistance—Con.				
621	Ambulatory health care services—Con.				
6212	Offices of dentists—Con.				
62121	Offices of dentists				
	All establishments	214	1 296	10 678	47 296
	Establishments with 1 to 4 employees	104	X	X	X
	Establishments with 5 to 9 employees	68	X	X	X
	Establishments with 10 to 19 employees	37	X	X	X
	Establishments with 20 to 49 employees	4	X	X	X
	Establishments with 50 to 99 employees	1	X	X	X
	Establishments with 100 to 249 employees	—	X	X	X
	Establishments with 250 to 499 employees	—	X	X	X
	Establishments with 500 to 999 employees	—	X	X	X
	Establishments with 1,000 employees or more	—	X	X	X
621210	Offices of dentists				
	All establishments	214	1 296	10 678	47 296
	Establishments with 1 to 4 employees	104	X	X	X
	Establishments with 5 to 9 employees	68	X	X	X
	Establishments with 10 to 19 employees	37	X	X	X
	Establishments with 20 to 49 employees	4	X	X	X
	Establishments with 50 to 99 employees	1	X	X	X
	Establishments with 100 to 249 employees	—	X	X	X
	Establishments with 250 to 499 employees	—	X	X	X
	Establishments with 500 to 999 employees	—	X	X	X
	Establishments with 1,000 employees or more	—	X	X	X
6213	Offices of other health practitioners				
	All establishments	225	1 234	7 419	32 846
	Establishments with 1 to 4 employees	150	X	X	X
	Establishments with 5 to 9 employees	47	X	X	X
	Establishments with 10 to 19 employees	21	X	X	X
	Establishments with 20 to 49 employees	5	X	X	X
	Establishments with 50 to 99 employees	1	X	X	X
	Establishments with 100 to 249 employees	1	X	X	X
	Establishments with 250 to 499 employees	—	X	X	X
	Establishments with 500 to 999 employees	—	X	X	X
	Establishments with 1,000 employees or more	—	X	X	X
62131	Offices of chiropractors				
	All establishments	97	446	2 274	8 936
	Establishments with 1 to 4 employees	76	X	X	X
	Establishments with 5 to 9 employees	17	X	X	X
	Establishments with 10 to 19 employees	1	X	X	X
	Establishments with 20 to 49 employees	2	X	X	X
	Establishments with 50 to 99 employees	—	X	X	X
	Establishments with 100 to 249 employees	1	X	X	X
	Establishments with 250 to 499 employees	—	X	X	X
	Establishments with 500 to 999 employees	—	X	X	X
	Establishments with 1,000 employees or more	—	X	X	X
621310	Offices of chiropractors				
	All establishments	97	446	2 274	8 936
	Establishments with 1 to 4 employees	76	X	X	X
	Establishments with 5 to 9 employees	17	X	X	X
	Establishments with 10 to 19 employees	1	X	X	X
	Establishments with 20 to 49 employees	2	X	X	X
	Establishments with 50 to 99 employees	—	X	X	X
	Establishments with 100 to 249 employees	1	X	X	X
	Establishments with 250 to 499 employees	—	X	X	X
	Establishments with 500 to 999 employees	—	X	X	X
	Establishments with 1,000 employees or more	—	X	X	X
62132	Offices of optometrists				
	All establishments	25	150	864	3 740
	Establishments with 1 to 4 employees	12	X	X	X
	Establishments with 5 to 9 employees	7	X	X	X
	Establishments with 10 to 19 employees	6	X	X	X
	Establishments with 20 to 49 employees	—	X	X	X
	Establishments with 50 to 99 employees	—	X	X	X
	Establishments with 100 to 249 employees	—	X	X	X
	Establishments with 250 to 499 employees	—	X	X	X
	Establishments with 500 to 999 employees	—	X	X	X
	Establishments with 1,000 employees or more	—	X	X	X
621320	Offices of optometrists				
	All establishments	25	150	864	3 740
	Establishments with 1 to 4 employees	12	X	X	X
	Establishments with 5 to 9 employees	7	X	X	X
	Establishments with 10 to 19 employees	6	X	X	X
	Establishments with 20 to 49 employees	—	X	X	X
	Establishments with 50 to 99 employees	—	X	X	X
	Establishments with 100 to 249 employees	—	X	X	X
	Establishments with 250 to 499 employees	—	X	X	X
	Establishments with 500 to 999 employees	—	X	X	X
	Establishments with 1,000 employees or more	—	X	X	X

See footnotes at end of table.

Table 5. Establishments, Employees, and Payroll by Industry and Employment Size of Establishments by County: 2004—Con.

[Excludes most government employees, railroad employees, and self-employed persons. Size class 1 to 4 employees includes establishments having payroll, but no employees, during mid-March pay period. For meaning of abbreviations and symbols, see introductory text. For explanation of terms, see Appendix A. For statement on reliability, see the note at the end of the table and Appendix C]

NAICS code	Geography, kind of business, and employment size class	Establishments (number)	Paid employees for pay period including March 12 (number)	First-quarter payroll (\$1,000)	Annual payroll (\$1,000)
PASSAIC—Con.					
62	Health care and social assistance—Con.				
621	Ambulatory health care services—Con.				
6213	Offices of other health practitioners—Con.				
62133	Offices of mental health practitioners (except physicians)				
	All establishments	15	121	723	3 473
	Establishments with 1 to 4 employees	7	X	X	X
	Establishments with 5 to 9 employees	5	X	X	X
	Establishments with 10 to 19 employees	2	X	X	X
	Establishments with 20 to 49 employees	1	X	X	X
	Establishments with 50 to 99 employees	—	X	X	X
	Establishments with 100 to 249 employees	—	X	X	X
	Establishments with 250 to 499 employees	—	X	X	X
	Establishments with 500 to 999 employees	—	X	X	X
	Establishments with 1,000 employees or more	—	X	X	X
621330	Offices of mental health practitioners (except physicians)				
	All establishments	15	121	723	3 473
	Establishments with 1 to 4 employees	7	X	X	X
	Establishments with 5 to 9 employees	5	X	X	X
	Establishments with 10 to 19 employees	2	X	X	X
	Establishments with 20 to 49 employees	1	X	X	X
	Establishments with 50 to 99 employees	—	X	X	X
	Establishments with 100 to 249 employees	—	X	X	X
	Establishments with 250 to 499 employees	—	X	X	X
	Establishments with 500 to 999 employees	—	X	X	X
	Establishments with 1,000 employees or more	—	X	X	X
62134	Offices of physical, occupational and speech therapists, and audiologists				
	All establishments	49	380	2 857	13 050
	Establishments with 1 to 4 employees	24	X	X	X
	Establishments with 5 to 9 employees	13	X	X	X
	Establishments with 10 to 19 employees	10	X	X	X
	Establishments with 20 to 49 employees	1	X	X	X
	Establishments with 50 to 99 employees	1	X	X	X
	Establishments with 100 to 249 employees	—	X	X	X
	Establishments with 250 to 499 employees	—	X	X	X
	Establishments with 500 to 999 employees	—	X	X	X
	Establishments with 1,000 employees or more	—	X	X	X
621340	Offices of physical, occupational, and speech therapists and audiologists				
	All establishments	49	380	2 857	13 050
	Establishments with 1 to 4 employees	24	X	X	X
	Establishments with 5 to 9 employees	13	X	X	X
	Establishments with 10 to 19 employees	10	X	X	X
	Establishments with 20 to 49 employees	1	X	X	X
	Establishments with 50 to 99 employees	1	X	X	X
	Establishments with 100 to 249 employees	—	X	X	X
	Establishments with 250 to 499 employees	—	X	X	X
	Establishments with 500 to 999 employees	—	X	X	X
	Establishments with 1,000 employees or more	—	X	X	X
62139	Offices of all other health practitioners				
	All establishments	39	137	701	3 647
	Establishments with 1 to 4 employees	31	X	X	X
	Establishments with 5 to 9 employees	5	X	X	X
	Establishments with 10 to 19 employees	2	X	X	X
	Establishments with 20 to 49 employees	1	X	X	X
	Establishments with 50 to 99 employees	—	X	X	X
	Establishments with 100 to 249 employees	—	X	X	X
	Establishments with 250 to 499 employees	—	X	X	X
	Establishments with 500 to 999 employees	—	X	X	X
	Establishments with 1,000 employees or more	—	X	X	X
621391	Offices of podiatrists				
	All establishments	29	119	614	2 687
	Establishments with 1 to 4 employees	22	X	X	X
	Establishments with 5 to 9 employees	4	X	X	X
	Establishments with 10 to 19 employees	2	X	X	X
	Establishments with 20 to 49 employees	1	X	X	X
	Establishments with 50 to 99 employees	—	X	X	X
	Establishments with 100 to 249 employees	—	X	X	X
	Establishments with 250 to 499 employees	—	X	X	X
	Establishments with 500 to 999 employees	—	X	X	X
	Establishments with 1,000 employees or more	—	X	X	X
6214	Outpatient care centers				
	All establishments	36	591	4 979	22 423
	Establishments with 1 to 4 employees	17	X	X	X
	Establishments with 5 to 9 employees	5	X	X	X
	Establishments with 10 to 19 employees	6	X	X	X
	Establishments with 20 to 49 employees	5	X	X	X
	Establishments with 50 to 99 employees	2	X	X	X
	Establishments with 100 to 249 employees	1	X	X	X
	Establishments with 250 to 499 employees	—	X	X	X
	Establishments with 500 to 999 employees	—	X	X	X

See footnotes at end of table.

Table 5. Establishments, Employees, and Payroll by Industry and Employment Size of Establishments by County: 2004—Con.

[Excludes most government employees, railroad employees, and self-employed persons. Size class 1 to 4 employees includes establishments having payroll, but no employees, during mid-March pay period. For meaning of abbreviations and symbols, see introductory text. For explanation of terms, see Appendix A. For statement on reliability, see the note at the end of the table and Appendix C]

NAICS code	Geography, kind of business, and employment size class	Establishments (number)	Paid employees for pay period including March 12 (number)	First-quarter payroll (\$1,000)	Annual payroll (\$1,000)
62	PASSAIC—Con.				
	Health care and social assistance—Con.				
621	Ambulatory health care services—Con.				
6214	Outpatient care centers—Con.				
	All establishments—Con.				
	Establishments with 1,000 employees or more	—	X	X	X
62142	Outpatient mental health and substance abuse centers				
	All establishments	11	136	1 032	4 082
	Establishments with 1 to 4 employees	5	X	X	X
	Establishments with 5 to 9 employees	—	X	X	X
	Establishments with 10 to 19 employees	3	X	X	X
	Establishments with 20 to 49 employees	3	X	X	X
	Establishments with 50 to 99 employees	—	X	X	X
	Establishments with 100 to 249 employees	—	X	X	X
	Establishments with 250 to 499 employees	—	X	X	X
	Establishments with 500 to 999 employees	—	X	X	X
	Establishments with 1,000 employees or more	—	X	X	X
621420	Outpatient mental health and substance abuse centers				
	All establishments	11	136	1 032	4 082
	Establishments with 1 to 4 employees	5	X	X	X
	Establishments with 5 to 9 employees	—	X	X	X
	Establishments with 10 to 19 employees	3	X	X	X
	Establishments with 20 to 49 employees	3	X	X	X
	Establishments with 50 to 99 employees	—	X	X	X
	Establishments with 100 to 249 employees	—	X	X	X
	Establishments with 250 to 499 employees	—	X	X	X
	Establishments with 500 to 999 employees	—	X	X	X
	Establishments with 1,000 employees or more	—	X	X	X
62149	Other outpatient care centers				
	All establishments	21	443	3 824	17 479
	Establishments with 1 to 4 employees	9	X	X	X
	Establishments with 5 to 9 employees	4	X	X	X
	Establishments with 10 to 19 employees	3	X	X	X
	Establishments with 20 to 49 employees	2	X	X	X
	Establishments with 50 to 99 employees	2	X	X	X
	Establishments with 100 to 249 employees	1	X	X	X
	Establishments with 250 to 499 employees	—	X	X	X
	Establishments with 500 to 999 employees	—	X	X	X
	Establishments with 1,000 employees or more	—	X	X	X
621498	All other outpatient care centers				
	All establishments	16	379	3 078	10 807
	Establishments with 1 to 4 employees	7	X	X	X
	Establishments with 5 to 9 employees	3	X	X	X
	Establishments with 10 to 19 employees	2	X	X	X
	Establishments with 20 to 49 employees	1	X	X	X
	Establishments with 50 to 99 employees	2	X	X	X
	Establishments with 100 to 249 employees	1	X	X	X
	Establishments with 250 to 499 employees	—	X	X	X
	Establishments with 500 to 999 employees	—	X	X	X
	Establishments with 1,000 employees or more	—	X	X	X
6215	Medical and diagnostic laboratories				
	All establishments	22	169	2 417	9 851
	Establishments with 1 to 4 employees	13	X	X	X
	Establishments with 5 to 9 employees	5	X	X	X
	Establishments with 10 to 19 employees	2	X	X	X
	Establishments with 20 to 49 employees	1	X	X	X
	Establishments with 50 to 99 employees	1	X	X	X
	Establishments with 100 to 249 employees	—	X	X	X
	Establishments with 250 to 499 employees	—	X	X	X
	Establishments with 500 to 999 employees	—	X	X	X
	Establishments with 1,000 employees or more	—	X	X	X
62151	Medical and diagnostic laboratories				
	All establishments	22	169	2 417	9 851
	Establishments with 1 to 4 employees	13	X	X	X
	Establishments with 5 to 9 employees	5	X	X	X
	Establishments with 10 to 19 employees	2	X	X	X
	Establishments with 20 to 49 employees	1	X	X	X
	Establishments with 50 to 99 employees	1	X	X	X
	Establishments with 100 to 249 employees	—	X	X	X
	Establishments with 250 to 499 employees	—	X	X	X
	Establishments with 500 to 999 employees	—	X	X	X
	Establishments with 1,000 employees or more	—	X	X	X
621512	Diagnostic imaging centers				
	All establishments	17	144	2 165	9 035
	Establishments with 1 to 4 employees	11	X	X	X
	Establishments with 5 to 9 employees	3	X	X	X
	Establishments with 10 to 19 employees	1	X	X	X
	Establishments with 20 to 49 employees	1	X	X	X
	Establishments with 50 to 99 employees	1	X	X	X
	Establishments with 100 to 249 employees	—	X	X	X
	Establishments with 250 to 499 employees	—	X	X	X

See footnotes at end of table.

Table 5. Establishments, Employees, and Payroll by Industry and Employment Size of Establishments by County: 2004—Con.

[Excludes most government employees, railroad employees, and self-employed persons. Size class 1 to 4 employees includes establishments having payroll, but no employees, during mid-March pay period. For meaning of abbreviations and symbols, see introductory text. For explanation of terms, see Appendix A. For statement on reliability, see the note at the end of the table and Appendix C]

NAICS code	Geography, kind of business, and employment size class	Establishments (number)	Paid employees for pay period including March 12 (number)	First-quarter payroll (\$1,000)	Annual payroll (\$1,000)
	PASSAIC—Con.				
62	Health care and social assistance—Con.				
621	Ambulatory health care services—Con.				
6215	Medical and diagnostic laboratories—Con.				
62151	Medical and diagnostic laboratories—Con.				
621512	Diagnostic imaging centers—Con.				
	All establishments—Con.				
	Establishments with 500 to 999 employees	—	X	X	X
	Establishments with 1,000 employees or more	—	X	X	X
6216	Home health care services				
	All establishments	21	1 671	10 104	42 394
	Establishments with 1 to 4 employees	4	X	X	X
	Establishments with 5 to 9 employees	3	X	X	X
	Establishments with 10 to 19 employees	1	X	X	X
	Establishments with 20 to 49 employees	3	X	X	X
	Establishments with 50 to 99 employees	3	X	X	X
	Establishments with 100 to 249 employees	6	X	X	X
	Establishments with 250 to 499 employees	1	X	X	X
	Establishments with 500 to 999 employees	—	X	X	X
	Establishments with 1,000 employees or more	—	X	X	X
62161	Home health care services				
	All establishments	21	1 671	10 104	42 394
	Establishments with 1 to 4 employees	4	X	X	X
	Establishments with 5 to 9 employees	3	X	X	X
	Establishments with 10 to 19 employees	1	X	X	X
	Establishments with 20 to 49 employees	3	X	X	X
	Establishments with 50 to 99 employees	3	X	X	X
	Establishments with 100 to 249 employees	6	X	X	X
	Establishments with 250 to 499 employees	1	X	X	X
	Establishments with 500 to 999 employees	—	X	X	X
	Establishments with 1,000 employees or more	—	X	X	X
621610	Home health care services				
	All establishments	21	1 671	10 104	42 394
	Establishments with 1 to 4 employees	4	X	X	X
	Establishments with 5 to 9 employees	3	X	X	X
	Establishments with 10 to 19 employees	1	X	X	X
	Establishments with 20 to 49 employees	3	X	X	X
	Establishments with 50 to 99 employees	3	X	X	X
	Establishments with 100 to 249 employees	6	X	X	X
	Establishments with 250 to 499 employees	1	X	X	X
	Establishments with 500 to 999 employees	—	X	X	X
	Establishments with 1,000 employees or more	—	X	X	X
6219	Other ambulatory health care services				
	All establishments	9	351	1 926	9 270
	Establishments with 1 to 4 employees	2	X	X	X
	Establishments with 5 to 9 employees	4	X	X	X
	Establishments with 10 to 19 employees	1	X	X	X
	Establishments with 20 to 49 employees	—	X	X	X
	Establishments with 50 to 99 employees	—	X	X	X
	Establishments with 100 to 249 employees	2	X	X	X
	Establishments with 250 to 499 employees	—	X	X	X
	Establishments with 500 to 999 employees	—	X	X	X
	Establishments with 1,000 employees or more	—	X	X	X
62191	Ambulance services				
	All establishments	5	e	D	D
	Establishments with 1 to 4 employees	2	X	X	X
	Establishments with 5 to 9 employees	1	X	X	X
	Establishments with 10 to 19 employees	—	X	X	X
	Establishments with 20 to 49 employees	—	X	X	X
	Establishments with 50 to 99 employees	—	X	X	X
	Establishments with 100 to 249 employees	2	X	X	X
	Establishments with 250 to 499 employees	—	X	X	X
	Establishments with 500 to 999 employees	—	X	X	X
	Establishments with 1,000 employees or more	—	X	X	X
621910	Ambulance services				
	All establishments	5	e	D	D
	Establishments with 1 to 4 employees	2	X	X	X
	Establishments with 5 to 9 employees	1	X	X	X
	Establishments with 10 to 19 employees	—	X	X	X
	Establishments with 20 to 49 employees	—	X	X	X
	Establishments with 50 to 99 employees	—	X	X	X
	Establishments with 100 to 249 employees	2	X	X	X
	Establishments with 250 to 499 employees	—	X	X	X
	Establishments with 500 to 999 employees	—	X	X	X
	Establishments with 1,000 employees or more	—	X	X	X

See footnotes at end of table.

Table 5. Establishments, Employees, and Payroll by Industry and Employment Size of Establishments by County: 2004—Con.

[Excludes most government employees, railroad employees, and self-employed persons. Size class 1 to 4 employees includes establishments having payroll, but no employees, during mid-March pay period. For meaning of abbreviations and symbols, see introductory text. For explanation of terms, see Appendix A. For statement on reliability, see the note at the end of the table and Appendix C]

NAICS code	Geography, kind of business, and employment size class	Establishments (number)	Paid employees for pay period including March 12 (number)	First-quarter payroll (\$1,000)	Annual payroll (\$1,000)
	PASSAIC—Con.				
62	Health care and social assistance—Con.				
622	Hospitals				
	All establishments	6	i	D	D
	Establishments with 1 to 4 employees	1	X	X	X
	Establishments with 5 to 9 employees	—	X	X	X
	Establishments with 10 to 19 employees	—	X	X	X
	Establishments with 20 to 49 employees	—	X	X	X
	Establishments with 50 to 99 employees	—	X	X	X
	Establishments with 100 to 249 employees	—	X	X	X
	Establishments with 250 to 499 employees	—	X	X	X
	Establishments with 500 to 999 employees	3	X	X	X
	Establishments with 1,000 employees or more	2	X	X	X
6221	General medical and surgical hospitals				
	All establishments	5	6 875	72 534	319 268
	Establishments with 1 to 4 employees	—	X	X	X
	Establishments with 5 to 9 employees	—	X	X	X
	Establishments with 10 to 19 employees	—	X	X	X
	Establishments with 20 to 49 employees	—	X	X	X
	Establishments with 50 to 99 employees	—	X	X	X
	Establishments with 100 to 249 employees	—	X	X	X
	Establishments with 250 to 499 employees	—	X	X	X
	Establishments with 500 to 999 employees	3	X	X	X
	Establishments with 1,000 employees or more	2	X	X	X
62211	General medical and surgical hospitals				
	All establishments	5	6 875	72 534	319 268
	Establishments with 1 to 4 employees	—	X	X	X
	Establishments with 5 to 9 employees	—	X	X	X
	Establishments with 10 to 19 employees	—	X	X	X
	Establishments with 20 to 49 employees	—	X	X	X
	Establishments with 50 to 99 employees	—	X	X	X
	Establishments with 100 to 249 employees	—	X	X	X
	Establishments with 250 to 499 employees	—	X	X	X
	Establishments with 500 to 999 employees	3	X	X	X
	Establishments with 1,000 employees or more	2	X	X	X
622110	General medical and surgical hospitals				
	All establishments	5	6 875	72 534	319 268
	Establishments with 1 to 4 employees	—	X	X	X
	Establishments with 5 to 9 employees	—	X	X	X
	Establishments with 10 to 19 employees	—	X	X	X
	Establishments with 20 to 49 employees	—	X	X	X
	Establishments with 50 to 99 employees	—	X	X	X
	Establishments with 100 to 249 employees	—	X	X	X
	Establishments with 250 to 499 employees	—	X	X	X
	Establishments with 500 to 999 employees	3	X	X	X
	Establishments with 1,000 employees or more	2	X	X	X
623	Nursing and residential care facilities				
	All establishments	65	4 367	26 693	114 020
	Establishments with 1 to 4 employees	7	X	X	X
	Establishments with 5 to 9 employees	11	X	X	X
	Establishments with 10 to 19 employees	11	X	X	X
	Establishments with 20 to 49 employees	8	X	X	X
	Establishments with 50 to 99 employees	11	X	X	X
	Establishments with 100 to 249 employees	15	X	X	X
	Establishments with 250 to 499 employees	2	X	X	X
	Establishments with 500 to 999 employees	—	X	X	X
	Establishments with 1,000 employees or more	—	X	X	X
6231	Nursing care facilities				
	All establishments	26	3 149	20 193	85 351
	Establishments with 1 to 4 employees	1	X	X	X
	Establishments with 5 to 9 employees	—	X	X	X
	Establishments with 10 to 19 employees	1	X	X	X
	Establishments with 20 to 49 employees	2	X	X	X
	Establishments with 50 to 99 employees	8	X	X	X
	Establishments with 100 to 249 employees	13	X	X	X
	Establishments with 250 to 499 employees	1	X	X	X
	Establishments with 500 to 999 employees	—	X	X	X
	Establishments with 1,000 employees or more	—	X	X	X
62311	Nursing care facilities				
	All establishments	26	3 149	20 193	85 351
	Establishments with 1 to 4 employees	1	X	X	X
	Establishments with 5 to 9 employees	—	X	X	X
	Establishments with 10 to 19 employees	1	X	X	X
	Establishments with 20 to 49 employees	2	X	X	X
	Establishments with 50 to 99 employees	8	X	X	X
	Establishments with 100 to 249 employees	13	X	X	X
	Establishments with 250 to 499 employees	1	X	X	X
	Establishments with 500 to 999 employees	—	X	X	X
	Establishments with 1,000 employees or more	—	X	X	X

See footnotes at end of table.

Table 5. Establishments, Employees, and Payroll by Industry and Employment Size of Establishments by County: 2004—Con.

[Excludes most government employees, railroad employees, and self-employed persons. Size class 1 to 4 employees includes establishments having payroll, but no employees, during mid-March pay period. For meaning of abbreviations and symbols, see introductory text. For explanation of terms, see Appendix A. For statement on reliability, see the note at the end of the table and Appendix C]

NAICS code	Geography, kind of business, and employment size class	Establishments (number)	Paid employees for pay period including March 12 (number)	First-quarter payroll (\$1,000)	Annual payroll (\$1,000)
62	PASSAIC—Con.				
	Health care and social assistance—Con.				
623	Nursing and residential care facilities—Con.				
6231	Nursing care facilities—Con.				
62311	Nursing care facilities—Con.				
623110	Nursing care facilities				
	All establishments	26	3 149	20 193	85 351
	Establishments with 1 to 4 employees	1	X	X	X
	Establishments with 5 to 9 employees	—	X	X	X
	Establishments with 10 to 19 employees	1	X	X	X
	Establishments with 20 to 49 employees	2	X	X	X
	Establishments with 50 to 99 employees	8	X	X	X
	Establishments with 100 to 249 employees	13	X	X	X
	Establishments with 250 to 499 employees	1	X	X	X
	Establishments with 500 to 999 employees	—	X	X	X
	Establishments with 1,000 employees or more	—	X	X	X
6232	Residential mental retardation, mental health and substance abuse facilities				
	All establishments	25	764	4 021	17 236
	Establishments with 1 to 4 employees	4	X	X	X
	Establishments with 5 to 9 employees	8	X	X	X
	Establishments with 10 to 19 employees	7	X	X	X
	Establishments with 20 to 49 employees	3	X	X	X
	Establishments with 50 to 99 employees	1	X	X	X
	Establishments with 100 to 249 employees	1	X	X	X
	Establishments with 250 to 499 employees	1	X	X	X
	Establishments with 500 to 999 employees	—	X	X	X
	Establishments with 1,000 employees or more	—	X	X	X
62321	Residential mental retardation facilities				
	All establishments	19	e	D	D
	Establishments with 1 to 4 employees	1	X	X	X
	Establishments with 5 to 9 employees	7	X	X	X
	Establishments with 10 to 19 employees	7	X	X	X
	Establishments with 20 to 49 employees	2	X	X	X
	Establishments with 50 to 99 employees	1	X	X	X
	Establishments with 100 to 249 employees	1	X	X	X
	Establishments with 250 to 499 employees	—	X	X	X
	Establishments with 500 to 999 employees	—	X	X	X
	Establishments with 1,000 employees or more	—	X	X	X
623210	Residential mental retardation facilities				
	All establishments	19	e	D	D
	Establishments with 1 to 4 employees	1	X	X	X
	Establishments with 5 to 9 employees	7	X	X	X
	Establishments with 10 to 19 employees	7	X	X	X
	Establishments with 20 to 49 employees	2	X	X	X
	Establishments with 50 to 99 employees	1	X	X	X
	Establishments with 100 to 249 employees	1	X	X	X
	Establishments with 250 to 499 employees	—	X	X	X
	Establishments with 500 to 999 employees	—	X	X	X
	Establishments with 1,000 employees or more	—	X	X	X
62322	Residential mental health and substance abuse facilities				
	All establishments	6	e	D	D
	Establishments with 1 to 4 employees	3	X	X	X
	Establishments with 5 to 9 employees	1	X	X	X
	Establishments with 10 to 19 employees	—	X	X	X
	Establishments with 20 to 49 employees	1	X	X	X
	Establishments with 50 to 99 employees	—	X	X	X
	Establishments with 100 to 249 employees	—	X	X	X
	Establishments with 250 to 499 employees	1	X	X	X
	Establishments with 500 to 999 employees	—	X	X	X
	Establishments with 1,000 employees or more	—	X	X	X
623220	Residential mental health and substance abuse facilities				
	All establishments	6	e	D	D
	Establishments with 1 to 4 employees	3	X	X	X
	Establishments with 5 to 9 employees	1	X	X	X
	Establishments with 10 to 19 employees	—	X	X	X
	Establishments with 20 to 49 employees	1	X	X	X
	Establishments with 50 to 99 employees	—	X	X	X
	Establishments with 100 to 249 employees	—	X	X	X
	Establishments with 250 to 499 employees	1	X	X	X
	Establishments with 500 to 999 employees	—	X	X	X
	Establishments with 1,000 employees or more	—	X	X	X
6233	Community care facilities for the elderly				
	All establishments	7	282	1 477	7 188
	Establishments with 1 to 4 employees	2	X	X	X
	Establishments with 5 to 9 employees	2	X	X	X
	Establishments with 10 to 19 employees	—	X	X	X
	Establishments with 20 to 49 employees	—	X	X	X
	Establishments with 50 to 99 employees	2	X	X	X
	Establishments with 100 to 249 employees	1	X	X	X
	Establishments with 250 to 499 employees	—	X	X	X

See footnotes at end of table.

Table 5. Establishments, Employees, and Payroll by Industry and Employment Size of Establishments by County: 2004—Con.

[Excludes most government employees, railroad employees, and self-employed persons. Size class 1 to 4 employees includes establishments having payroll, but no employees, during mid-March pay period. For meaning of abbreviations and symbols, see introductory text. For explanation of terms, see Appendix A. For statement on reliability, see the note at the end of the table and Appendix C]

NAICS code	Geography, kind of business, and employment size class	Establishments (number)	Paid employees for pay period including March 12 (number)	First-quarter payroll (\$1,000)	Annual payroll (\$1,000)
PASSAIC—Con.					
62	Health care and social assistance—Con.				
623	Nursing and residential care facilities—Con.				
6233	Community care facilities for the elderly—Con.				
	All establishments—Con.				
	Establishments with 500 to 999 employees	—	X	X	X
	Establishments with 1,000 employees or more	—	X	X	X
62331	Community care facilities for the elderly				
	All establishments	7	282	1 477	7 188
	Establishments with 1 to 4 employees	2	X	X	X
	Establishments with 5 to 9 employees	2	X	X	X
	Establishments with 10 to 19 employees	—	X	X	X
	Establishments with 20 to 49 employees	—	X	X	X
	Establishments with 50 to 99 employees	2	X	X	X
	Establishments with 100 to 249 employees	1	X	X	X
	Establishments with 250 to 499 employees	—	X	X	X
	Establishments with 500 to 999 employees	—	X	X	X
	Establishments with 1,000 employees or more	—	X	X	X
623311	Continuing care retirement communities				
	All establishments	1	c	D	D
	Establishments with 1 to 4 employees	—	X	X	X
	Establishments with 5 to 9 employees	—	X	X	X
	Establishments with 10 to 19 employees	—	X	X	X
	Establishments with 20 to 49 employees	—	X	X	X
	Establishments with 50 to 99 employees	—	X	X	X
	Establishments with 100 to 249 employees	1	X	X	X
	Establishments with 250 to 499 employees	—	X	X	X
	Establishments with 500 to 999 employees	—	X	X	X
	Establishments with 1,000 employees or more	—	X	X	X
623312	Homes for the elderly				
	All establishments	6	c	D	D
	Establishments with 1 to 4 employees	2	X	X	X
	Establishments with 5 to 9 employees	2	X	X	X
	Establishments with 10 to 19 employees	—	X	X	X
	Establishments with 20 to 49 employees	—	X	X	X
	Establishments with 50 to 99 employees	2	X	X	X
	Establishments with 100 to 249 employees	—	X	X	X
	Establishments with 250 to 499 employees	—	X	X	X
	Establishments with 500 to 999 employees	—	X	X	X
	Establishments with 1,000 employees or more	—	X	X	X
6239	Other residential care facilities				
	All establishments	7	172	1 002	4 245
	Establishments with 1 to 4 employees	—	X	X	X
	Establishments with 5 to 9 employees	1	X	X	X
	Establishments with 10 to 19 employees	3	X	X	X
	Establishments with 20 to 49 employees	3	X	X	X
	Establishments with 50 to 99 employees	—	X	X	X
	Establishments with 100 to 249 employees	—	X	X	X
	Establishments with 250 to 499 employees	—	X	X	X
	Establishments with 500 to 999 employees	—	X	X	X
	Establishments with 1,000 employees or more	—	X	X	X
62399	Other residential care facilities				
	All establishments	7	172	1 002	4 245
	Establishments with 1 to 4 employees	—	X	X	X
	Establishments with 5 to 9 employees	1	X	X	X
	Establishments with 10 to 19 employees	3	X	X	X
	Establishments with 20 to 49 employees	3	X	X	X
	Establishments with 50 to 99 employees	—	X	X	X
	Establishments with 100 to 249 employees	—	X	X	X
	Establishments with 250 to 499 employees	—	X	X	X
	Establishments with 500 to 999 employees	—	X	X	X
	Establishments with 1,000 employees or more	—	X	X	X
623990	Other residential care facilities				
	All establishments	7	172	1 002	4 245
	Establishments with 1 to 4 employees	—	X	X	X
	Establishments with 5 to 9 employees	1	X	X	X
	Establishments with 10 to 19 employees	3	X	X	X
	Establishments with 20 to 49 employees	3	X	X	X
	Establishments with 50 to 99 employees	—	X	X	X
	Establishments with 100 to 249 employees	—	X	X	X
	Establishments with 250 to 499 employees	—	X	X	X
	Establishments with 500 to 999 employees	—	X	X	X
	Establishments with 1,000 employees or more	—	X	X	X
624	Social assistance				
	All establishments	184	h	D	D
	Establishments with 1 to 4 employees	47	X	X	X
	Establishments with 5 to 9 employees	40	X	X	X
	Establishments with 10 to 19 employees	52	X	X	X
	Establishments with 20 to 49 employees	35	X	X	X
	Establishments with 50 to 99 employees	6	X	X	X
	Establishments with 100 to 249 employees	2	X	X	X

See footnotes at end of table.

Table 5. Establishments, Employees, and Payroll by Industry and Employment Size of Establishments by County: 2004—Con.

[Excludes most government employees, railroad employees, and self-employed persons. Size class 1 to 4 employees includes establishments having payroll, but no employees, during mid-March pay period. For meaning of abbreviations and symbols, see introductory text. For explanation of terms, see Appendix A. For statement on reliability, see the note at the end of the table and Appendix C]

NAICS code	Geography, kind of business, and employment size class	Establishments (number)	Paid employees for pay period including March 12 (number)	First-quarter payroll (\$1,000)	Annual payroll (\$1,000)
62	PASSAIC—Con.				
	Health care and social assistance—Con.				
624	Social assistance—Con.				
	All establishments—Con.				
	Establishments with 250 to 499 employees	2	X	X	X
	Establishments with 500 to 999 employees	—	X	X	X
	Establishments with 1,000 employees or more	—	X	X	X
6241	Individual and family services				
	All establishments	46	908	4 880	21 514
	Establishments with 1 to 4 employees	15	X	X	X
	Establishments with 5 to 9 employees	4	X	X	X
	Establishments with 10 to 19 employees	17	X	X	X
	Establishments with 20 to 49 employees	7	X	X	X
	Establishments with 50 to 99 employees	2	X	X	X
	Establishments with 100 to 249 employees	—	X	X	X
	Establishments with 250 to 499 employees	1	X	X	X
	Establishments with 500 to 999 employees	—	X	X	X
	Establishments with 1,000 employees or more	—	X	X	X
62411	Child and youth services				
	All establishments	8	342	1 802	7 814
	Establishments with 1 to 4 employees	4	X	X	X
	Establishments with 5 to 9 employees	—	X	X	X
	Establishments with 10 to 19 employees	1	X	X	X
	Establishments with 20 to 49 employees	2	X	X	X
	Establishments with 50 to 99 employees	—	X	X	X
	Establishments with 100 to 249 employees	—	X	X	X
	Establishments with 250 to 499 employees	1	X	X	X
	Establishments with 500 to 999 employees	—	X	X	X
	Establishments with 1,000 employees or more	—	X	X	X
624110	Child and youth services				
	All establishments	8	342	1 802	7 814
	Establishments with 1 to 4 employees	4	X	X	X
	Establishments with 5 to 9 employees	—	X	X	X
	Establishments with 10 to 19 employees	1	X	X	X
	Establishments with 20 to 49 employees	2	X	X	X
	Establishments with 50 to 99 employees	—	X	X	X
	Establishments with 100 to 249 employees	—	X	X	X
	Establishments with 250 to 499 employees	1	X	X	X
	Establishments with 500 to 999 employees	—	X	X	X
	Establishments with 1,000 employees or more	—	X	X	X
62412	Services for the elderly and persons with disabilities				
	All establishments	14	268	1 288	6 269
	Establishments with 1 to 4 employees	2	X	X	X
	Establishments with 5 to 9 employees	1	X	X	X
	Establishments with 10 to 19 employees	7	X	X	X
	Establishments with 20 to 49 employees	3	X	X	X
	Establishments with 50 to 99 employees	1	X	X	X
	Establishments with 100 to 249 employees	—	X	X	X
	Establishments with 250 to 499 employees	—	X	X	X
	Establishments with 500 to 999 employees	—	X	X	X
	Establishments with 1,000 employees or more	—	X	X	X
624120	Services for the elderly and persons with disabilities				
	All establishments	14	268	1 288	6 269
	Establishments with 1 to 4 employees	2	X	X	X
	Establishments with 5 to 9 employees	1	X	X	X
	Establishments with 10 to 19 employees	7	X	X	X
	Establishments with 20 to 49 employees	3	X	X	X
	Establishments with 50 to 99 employees	1	X	X	X
	Establishments with 100 to 249 employees	—	X	X	X
	Establishments with 250 to 499 employees	—	X	X	X
	Establishments with 500 to 999 employees	—	X	X	X
	Establishments with 1,000 employees or more	—	X	X	X
62419	Other individual and family services				
	All establishments	24	298	1 790	7 431
	Establishments with 1 to 4 employees	9	X	X	X
	Establishments with 5 to 9 employees	3	X	X	X
	Establishments with 10 to 19 employees	9	X	X	X
	Establishments with 20 to 49 employees	2	X	X	X
	Establishments with 50 to 99 employees	1	X	X	X
	Establishments with 100 to 249 employees	—	X	X	X
	Establishments with 250 to 499 employees	—	X	X	X
	Establishments with 500 to 999 employees	—	X	X	X
	Establishments with 1,000 employees or more	—	X	X	X
624190	Other individual and family services				
	All establishments	24	298	1 790	7 431
	Establishments with 1 to 4 employees	9	X	X	X
	Establishments with 5 to 9 employees	3	X	X	X
	Establishments with 10 to 19 employees	9	X	X	X
	Establishments with 20 to 49 employees	2	X	X	X
	Establishments with 50 to 99 employees	1	X	X	X
	Establishments with 100 to 249 employees	—	X	X	X
	Establishments with 250 to 499 employees	—	X	X	X

See footnotes at end of table.

Table 5. Establishments, Employees, and Payroll by Industry and Employment Size of Establishments by County: 2004—Con.

[Excludes most government employees, railroad employees, and self-employed persons. Size class 1 to 4 employees includes establishments having payroll, but no employees, during mid-March pay period. For meaning of abbreviations and symbols, see introductory text. For explanation of terms, see Appendix A. For statement on reliability, see the note at the end of the table and Appendix C]

NAICS code	Geography, kind of business, and employment size class	Establishments (number)	Paid employees for pay period including March 12 (number)	First-quarter payroll (\$1,000)	Annual payroll (\$1,000)
PASSAIC—Con.					
62	Health care and social assistance—Con.				
624	Social assistance—Con.				
6241	Individual and family services—Con.				
62419	Other individual and family services—Con.				
624190	Other individual and family services—Con.				
	All establishments—Con.				
	Establishments with 500 to 999 employees	—	X	X	X
	Establishments with 1,000 employees or more	—	X	X	X
6242	Community food and housing, and emergency and other relief services				
	All establishments	16	f	D	D
	Establishments with 1 to 4 employees	6	X	X	X
	Establishments with 5 to 9 employees	3	X	X	X
	Establishments with 10 to 19 employees	2	X	X	X
	Establishments with 20 to 49 employees	3	X	X	X
	Establishments with 50 to 99 employees	—	X	X	X
	Establishments with 100 to 249 employees	1	X	X	X
	Establishments with 250 to 499 employees	1	X	X	X
	Establishments with 500 to 999 employees	—	X	X	X
	Establishments with 1,000 employees or more	—	X	X	X
62421	Community food services				
	All establishments	3	c	D	D
	Establishments with 1 to 4 employees	1	X	X	X
	Establishments with 5 to 9 employees	—	X	X	X
	Establishments with 10 to 19 employees	1	X	X	X
	Establishments with 20 to 49 employees	—	X	X	X
	Establishments with 50 to 99 employees	—	X	X	X
	Establishments with 100 to 249 employees	1	X	X	X
	Establishments with 250 to 499 employees	—	X	X	X
	Establishments with 500 to 999 employees	—	X	X	X
	Establishments with 1,000 employees or more	—	X	X	X
624210	Community food services				
	All establishments	3	c	D	D
	Establishments with 1 to 4 employees	1	X	X	X
	Establishments with 5 to 9 employees	—	X	X	X
	Establishments with 10 to 19 employees	1	X	X	X
	Establishments with 20 to 49 employees	—	X	X	X
	Establishments with 50 to 99 employees	—	X	X	X
	Establishments with 100 to 249 employees	1	X	X	X
	Establishments with 250 to 499 employees	—	X	X	X
	Establishments with 500 to 999 employees	—	X	X	X
	Establishments with 1,000 employees or more	—	X	X	X
62422	Community housing services				
	All establishments	12	376	3 677	9 013
	Establishments with 1 to 4 employees	5	X	X	X
	Establishments with 5 to 9 employees	2	X	X	X
	Establishments with 10 to 19 employees	1	X	X	X
	Establishments with 20 to 49 employees	3	X	X	X
	Establishments with 50 to 99 employees	—	X	X	X
	Establishments with 100 to 249 employees	—	X	X	X
	Establishments with 250 to 499 employees	1	X	X	X
	Establishments with 500 to 999 employees	—	X	X	X
	Establishments with 1,000 employees or more	—	X	X	X
624221	Temporary shelters				
	All establishments	8	c	D	D
	Establishments with 1 to 4 employees	3	X	X	X
	Establishments with 5 to 9 employees	2	X	X	X
	Establishments with 10 to 19 employees	—	X	X	X
	Establishments with 20 to 49 employees	3	X	X	X
	Establishments with 50 to 99 employees	—	X	X	X
	Establishments with 100 to 249 employees	—	X	X	X
	Establishments with 250 to 499 employees	—	X	X	X
	Establishments with 500 to 999 employees	—	X	X	X
	Establishments with 1,000 employees or more	—	X	X	X
624229	Other community housing services				
	All establishments	4	e	D	D
	Establishments with 1 to 4 employees	2	X	X	X
	Establishments with 5 to 9 employees	—	X	X	X
	Establishments with 10 to 19 employees	1	X	X	X
	Establishments with 20 to 49 employees	—	X	X	X
	Establishments with 50 to 99 employees	—	X	X	X
	Establishments with 100 to 249 employees	—	X	X	X
	Establishments with 250 to 499 employees	1	X	X	X
	Establishments with 500 to 999 employees	—	X	X	X
	Establishments with 1,000 employees or more	—	X	X	X

See footnotes at end of table.

Table 5. Establishments, Employees, and Payroll by Industry and Employment Size of Establishments by County: 2004—Con.

[Excludes most government employees, railroad employees, and self-employed persons. Size class 1 to 4 employees includes establishments having payroll, but no employees, during mid-March pay period. For meaning of abbreviations and symbols, see introductory text. For explanation of terms, see Appendix A. For statement on reliability, see the note at the end of the table and Appendix C]

NAICS code	Geography, kind of business, and employment size class	Establishments (number)	Paid employees for pay period including March 12 (number)	First-quarter payroll (\$1,000)	Annual payroll (\$1,000)
	PASSAIC—Con.				
62	Health care and social assistance—Con.				
624	Social assistance—Con.				
6243	Vocational rehabilitation services				
	All establishments	7	161	1 125	4 925
	Establishments with 1 to 4 employees	—	X	X	X
	Establishments with 5 to 9 employees	2	X	X	X
	Establishments with 10 to 19 employees	1	X	X	X
	Establishments with 20 to 49 employees	4	X	X	X
	Establishments with 50 to 99 employees	—	X	X	X
	Establishments with 100 to 249 employees	—	X	X	X
	Establishments with 250 to 499 employees	—	X	X	X
	Establishments with 500 to 999 employees	—	X	X	X
	Establishments with 1,000 employees or more	—	X	X	X
62431	Vocational rehabilitation services				
	All establishments	7	161	1 125	4 925
	Establishments with 1 to 4 employees	—	X	X	X
	Establishments with 5 to 9 employees	2	X	X	X
	Establishments with 10 to 19 employees	1	X	X	X
	Establishments with 20 to 49 employees	4	X	X	X
	Establishments with 50 to 99 employees	—	X	X	X
	Establishments with 100 to 249 employees	—	X	X	X
	Establishments with 250 to 499 employees	—	X	X	X
	Establishments with 500 to 999 employees	—	X	X	X
	Establishments with 1,000 employees or more	—	X	X	X
624310	Vocational rehabilitation services				
	All establishments	7	161	1 125	4 925
	Establishments with 1 to 4 employees	—	X	X	X
	Establishments with 5 to 9 employees	2	X	X	X
	Establishments with 10 to 19 employees	1	X	X	X
	Establishments with 20 to 49 employees	4	X	X	X
	Establishments with 50 to 99 employees	—	X	X	X
	Establishments with 100 to 249 employees	—	X	X	X
	Establishments with 250 to 499 employees	—	X	X	X
	Establishments with 500 to 999 employees	—	X	X	X
	Establishments with 1,000 employees or more	—	X	X	X
6244	Child day care services				
	All establishments	115	1 736	8 481	33 757
	Establishments with 1 to 4 employees	26	X	X	X
	Establishments with 5 to 9 employees	31	X	X	X
	Establishments with 10 to 19 employees	32	X	X	X
	Establishments with 20 to 49 employees	21	X	X	X
	Establishments with 50 to 99 employees	4	X	X	X
	Establishments with 100 to 249 employees	1	X	X	X
	Establishments with 250 to 499 employees	—	X	X	X
	Establishments with 500 to 999 employees	—	X	X	X
	Establishments with 1,000 employees or more	—	X	X	X
62441	Child day care services				
	All establishments	115	1 736	8 481	33 757
	Establishments with 1 to 4 employees	26	X	X	X
	Establishments with 5 to 9 employees	31	X	X	X
	Establishments with 10 to 19 employees	32	X	X	X
	Establishments with 20 to 49 employees	21	X	X	X
	Establishments with 50 to 99 employees	4	X	X	X
	Establishments with 100 to 249 employees	1	X	X	X
	Establishments with 250 to 499 employees	—	X	X	X
	Establishments with 500 to 999 employees	—	X	X	X
	Establishments with 1,000 employees or more	—	X	X	X
624410	Child day care services				
	All establishments	115	1 736	8 481	33 757
	Establishments with 1 to 4 employees	26	X	X	X
	Establishments with 5 to 9 employees	31	X	X	X
	Establishments with 10 to 19 employees	32	X	X	X
	Establishments with 20 to 49 employees	21	X	X	X
	Establishments with 50 to 99 employees	4	X	X	X
	Establishments with 100 to 249 employees	1	X	X	X
	Establishments with 250 to 499 employees	—	X	X	X
	Establishments with 500 to 999 employees	—	X	X	X
	Establishments with 1,000 employees or more	—	X	X	X
71	Arts, entertainment, and recreation				
	All establishments	134	1 591	10 828	51 259
	Establishments with 1 to 4 employees	77	X	X	X
	Establishments with 5 to 9 employees	27	X	X	X
	Establishments with 10 to 19 employees	9	X	X	X
	Establishments with 20 to 49 employees	10	X	X	X
	Establishments with 50 to 99 employees	8	X	X	X
	Establishments with 100 to 249 employees	3	X	X	X
	Establishments with 250 to 499 employees	—	X	X	X
	Establishments with 500 to 999 employees	—	X	X	X
	Establishments with 1,000 employees or more	—	X	X	X

See footnotes at end of table.

Table 5. Establishments, Employees, and Payroll by Industry and Employment Size of Establishments by County: 2004—Con.

[Excludes most government employees, railroad employees, and self-employed persons. Size class 1 to 4 employees includes establishments having payroll, but no employees, during mid-March pay period. For meaning of abbreviations and symbols, see introductory text. For explanation of terms, see Appendix A. For statement on reliability, see the note at the end of the table and Appendix C]

NAICS code	Geography, kind of business, and employment size class	Establishments (number)	Paid employees for pay period including March 12 (number)	First-quarter payroll (\$1,000)	Annual payroll (\$1,000)
	PASSAIC—Con.				
71	Arts, entertainment, and recreation—Con.				
711	Performing arts, spectator sports, and related industries				
	All establishments	34	281	1 081	5 912
	Establishments with 1 to 4 employees	21	X	X	X
	Establishments with 5 to 9 employees	9	X	X	X
	Establishments with 10 to 19 employees	1	X	X	X
	Establishments with 20 to 49 employees	1	X	X	X
	Establishments with 50 to 99 employees	2	X	X	X
	Establishments with 100 to 249 employees	—	X	X	X
	Establishments with 250 to 499 employees	—	X	X	X
	Establishments with 500 to 999 employees	—	X	X	X
	Establishments with 1,000 employees or more	—	X	X	X
7113	Promoters of performing arts, sports, and similar events				
	All establishments	6	105	444	2 774
	Establishments with 1 to 4 employees	4	X	X	X
	Establishments with 5 to 9 employees	1	X	X	X
	Establishments with 10 to 19 employees	—	X	X	X
	Establishments with 20 to 49 employees	—	X	X	X
	Establishments with 50 to 99 employees	1	X	X	X
	Establishments with 100 to 249 employees	—	X	X	X
	Establishments with 250 to 499 employees	—	X	X	X
	Establishments with 500 to 999 employees	—	X	X	X
	Establishments with 1,000 employees or more	—	X	X	X
713	Amusement, gambling, and recreation industries				
	All establishments	95	1 292	9 623	44 820
	Establishments with 1 to 4 employees	53	X	X	X
	Establishments with 5 to 9 employees	16	X	X	X
	Establishments with 10 to 19 employees	8	X	X	X
	Establishments with 20 to 49 employees	9	X	X	X
	Establishments with 50 to 99 employees	6	X	X	X
	Establishments with 100 to 249 employees	3	X	X	X
	Establishments with 250 to 499 employees	—	X	X	X
	Establishments with 500 to 999 employees	—	X	X	X
	Establishments with 1,000 employees or more	—	X	X	X
7132	Gambling industries				
	All establishments	1	c	D	D
	Establishments with 1 to 4 employees	—	X	X	X
	Establishments with 5 to 9 employees	—	X	X	X
	Establishments with 10 to 19 employees	—	X	X	X
	Establishments with 20 to 49 employees	—	X	X	X
	Establishments with 50 to 99 employees	—	X	X	X
	Establishments with 100 to 249 employees	1	X	X	X
	Establishments with 250 to 499 employees	—	X	X	X
	Establishments with 500 to 999 employees	—	X	X	X
	Establishments with 1,000 employees or more	—	X	X	X
71329	Other gambling industries				
	All establishments	1	c	D	D
	Establishments with 1 to 4 employees	—	X	X	X
	Establishments with 5 to 9 employees	—	X	X	X
	Establishments with 10 to 19 employees	—	X	X	X
	Establishments with 20 to 49 employees	—	X	X	X
	Establishments with 50 to 99 employees	—	X	X	X
	Establishments with 100 to 249 employees	1	X	X	X
	Establishments with 250 to 499 employees	—	X	X	X
	Establishments with 500 to 999 employees	—	X	X	X
	Establishments with 1,000 employees or more	—	X	X	X
713290	Other gambling industries				
	All establishments	1	c	D	D
	Establishments with 1 to 4 employees	—	X	X	X
	Establishments with 5 to 9 employees	—	X	X	X
	Establishments with 10 to 19 employees	—	X	X	X
	Establishments with 20 to 49 employees	—	X	X	X
	Establishments with 50 to 99 employees	—	X	X	X
	Establishments with 100 to 249 employees	1	X	X	X
	Establishments with 250 to 499 employees	—	X	X	X
	Establishments with 500 to 999 employees	—	X	X	X
	Establishments with 1,000 employees or more	—	X	X	X
7139	Other amusement and recreation services				
	All establishments	91	g	D	D
	Establishments with 1 to 4 employees	50	X	X	X
	Establishments with 5 to 9 employees	16	X	X	X
	Establishments with 10 to 19 employees	8	X	X	X
	Establishments with 20 to 49 employees	9	X	X	X
	Establishments with 50 to 99 employees	6	X	X	X
	Establishments with 100 to 249 employees	2	X	X	X
	Establishments with 250 to 499 employees	—	X	X	X
	Establishments with 500 to 999 employees	—	X	X	X
	Establishments with 1,000 employees or more	—	X	X	X

See footnotes at end of table.

Table 5. Establishments, Employees, and Payroll by Industry and Employment Size of Establishments by County: 2004—Con.

[Excludes most government employees, railroad employees, and self-employed persons. Size class 1 to 4 employees includes establishments having payroll, but no employees, during mid-March pay period. For meaning of abbreviations and symbols, see introductory text. For explanation of terms, see Appendix A. For statement on reliability, see the note at the end of the table and Appendix C]

NAICS code	Geography, kind of business, and employment size class	Establishments (number)	Paid employees for pay period including March 12 (number)	First-quarter payroll (\$1,000)	Annual payroll (\$1,000)
	PASSAIC—Con.				
71	Arts, entertainment, and recreation—Con.				
713	Amusement, gambling, and recreation industries—Con.				
7139	Other amusement and recreation services—Con.				
71391	Golf courses and country clubs				
	All establishments	7	234	1 221	9 864
	Establishments with 1 to 4 employees	2	X	X	X
	Establishments with 5 to 9 employees	1	X	X	X
	Establishments with 10 to 19 employees	—	X	X	X
	Establishments with 20 to 49 employees	1	X	X	X
	Establishments with 50 to 99 employees	3	X	X	X
	Establishments with 100 to 249 employees	—	X	X	X
	Establishments with 250 to 499 employees	—	X	X	X
	Establishments with 500 to 999 employees	—	X	X	X
	Establishments with 1,000 employees or more	—	X	X	X
713910	Golf courses and country clubs				
	All establishments	7	234	1 221	9 864
	Establishments with 1 to 4 employees	2	X	X	X
	Establishments with 5 to 9 employees	1	X	X	X
	Establishments with 10 to 19 employees	—	X	X	X
	Establishments with 20 to 49 employees	1	X	X	X
	Establishments with 50 to 99 employees	3	X	X	X
	Establishments with 100 to 249 employees	—	X	X	X
	Establishments with 250 to 499 employees	—	X	X	X
	Establishments with 500 to 999 employees	—	X	X	X
	Establishments with 1,000 employees or more	—	X	X	X
71394	Fitness and recreational sports centers				
	All establishments	54	797	2 950	12 576
	Establishments with 1 to 4 employees	26	X	X	X
	Establishments with 5 to 9 employees	10	X	X	X
	Establishments with 10 to 19 employees	6	X	X	X
	Establishments with 20 to 49 employees	7	X	X	X
	Establishments with 50 to 99 employees	3	X	X	X
	Establishments with 100 to 249 employees	2	X	X	X
	Establishments with 250 to 499 employees	—	X	X	X
	Establishments with 500 to 999 employees	—	X	X	X
	Establishments with 1,000 employees or more	—	X	X	X
713940	Fitness and recreational sports centers				
	All establishments	54	797	2 950	12 576
	Establishments with 1 to 4 employees	26	X	X	X
	Establishments with 5 to 9 employees	10	X	X	X
	Establishments with 10 to 19 employees	6	X	X	X
	Establishments with 20 to 49 employees	7	X	X	X
	Establishments with 50 to 99 employees	3	X	X	X
	Establishments with 100 to 249 employees	2	X	X	X
	Establishments with 250 to 499 employees	—	X	X	X
	Establishments with 500 to 999 employees	—	X	X	X
	Establishments with 1,000 employees or more	—	X	X	X
72	Accommodation and food services				
	All establishments	874	9 285	28 825	126 992
	Establishments with 1 to 4 employees	497	X	X	X
	Establishments with 5 to 9 employees	150	X	X	X
	Establishments with 10 to 19 employees	102	X	X	X
	Establishments with 20 to 49 employees	88	X	X	X
	Establishments with 50 to 99 employees	29	X	X	X
	Establishments with 100 to 249 employees	6	X	X	X
	Establishments with 250 to 499 employees	2	X	X	X
	Establishments with 500 to 999 employees	—	X	X	X
	Establishments with 1,000 employees or more	—	X	X	X
721	Accommodation				
	All establishments	18	189	889	4 190
	Establishments with 1 to 4 employees	10	X	X	X
	Establishments with 5 to 9 employees	1	X	X	X
	Establishments with 10 to 19 employees	3	X	X	X
	Establishments with 20 to 49 employees	4	X	X	X
	Establishments with 50 to 99 employees	—	X	X	X
	Establishments with 100 to 249 employees	—	X	X	X
	Establishments with 250 to 499 employees	—	X	X	X
	Establishments with 500 to 999 employees	—	X	X	X
	Establishments with 1,000 employees or more	—	X	X	X
7211	Traveler accommodation				
	All establishments	11	143	693	3 112
	Establishments with 1 to 4 employees	5	X	X	X
	Establishments with 5 to 9 employees	—	X	X	X
	Establishments with 10 to 19 employees	3	X	X	X
	Establishments with 20 to 49 employees	3	X	X	X
	Establishments with 50 to 99 employees	—	X	X	X
	Establishments with 100 to 249 employees	—	X	X	X
	Establishments with 250 to 499 employees	—	X	X	X
	Establishments with 500 to 999 employees	—	X	X	X
	Establishments with 1,000 employees or more	—	X	X	X

See footnotes at end of table.

Table 5. Establishments, Employees, and Payroll by Industry and Employment Size of Establishments by County: 2004—Con.

[Excludes most government employees, railroad employees, and self-employed persons. Size class 1 to 4 employees includes establishments having payroll, but no employees, during mid-March pay period. For meaning of abbreviations and symbols, see introductory text. For explanation of terms, see Appendix A. For statement on reliability, see the note at the end of the table and Appendix C]

NAICS code	Geography, kind of business, and employment size class	Establishments (number)	Paid employees for pay period including March 12 (number)	First-quarter payroll (\$1,000)	Annual payroll (\$1,000)
72	PASSAIC—Con.				
	Accommodation and food services—Con.				
721	Accommodation—Con.				
7211	Traveler accommodation—Con.				
72111	Hotels (except casino hotels) and motels				
	All establishments	11	143	693	3 112
	Establishments with 1 to 4 employees	5	X	X	X
	Establishments with 5 to 9 employees	—	X	X	X
	Establishments with 10 to 19 employees	3	X	X	X
	Establishments with 20 to 49 employees	3	X	X	X
	Establishments with 50 to 99 employees	—	X	X	X
	Establishments with 100 to 249 employees	—	X	X	X
	Establishments with 250 to 499 employees	—	X	X	X
	Establishments with 500 to 999 employees	—	X	X	X
	Establishments with 1,000 employees or more	—	X	X	X
721110	Hotels (except casino hotels) and motels				
	All establishments	11	143	693	3 112
	Establishments with 1 to 4 employees	5	X	X	X
	Establishments with 5 to 9 employees	—	X	X	X
	Establishments with 10 to 19 employees	3	X	X	X
	Establishments with 20 to 49 employees	3	X	X	X
	Establishments with 50 to 99 employees	—	X	X	X
	Establishments with 100 to 249 employees	—	X	X	X
	Establishments with 250 to 499 employees	—	X	X	X
	Establishments with 500 to 999 employees	—	X	X	X
	Establishments with 1,000 employees or more	—	X	X	X
722	Food services and drinking places				
	All establishments	856	9 096	27 936	122 802
	Establishments with 1 to 4 employees	487	X	X	X
	Establishments with 5 to 9 employees	149	X	X	X
	Establishments with 10 to 19 employees	99	X	X	X
	Establishments with 20 to 49 employees	84	X	X	X
	Establishments with 50 to 99 employees	29	X	X	X
	Establishments with 100 to 249 employees	6	X	X	X
	Establishments with 250 to 499 employees	2	X	X	X
	Establishments with 500 to 999 employees	—	X	X	X
	Establishments with 1,000 employees or more	—	X	X	X
7221	Full-service restaurants				
	All establishments	259	3 550	11 696	49 135
	Establishments with 1 to 4 employees	130	X	X	X
	Establishments with 5 to 9 employees	51	X	X	X
	Establishments with 10 to 19 employees	32	X	X	X
	Establishments with 20 to 49 employees	27	X	X	X
	Establishments with 50 to 99 employees	15	X	X	X
	Establishments with 100 to 249 employees	3	X	X	X
	Establishments with 250 to 499 employees	1	X	X	X
	Establishments with 500 to 999 employees	—	X	X	X
	Establishments with 1,000 employees or more	—	X	X	X
72211	Full-service restaurants				
	All establishments	259	3 550	11 696	49 135
	Establishments with 1 to 4 employees	130	X	X	X
	Establishments with 5 to 9 employees	51	X	X	X
	Establishments with 10 to 19 employees	32	X	X	X
	Establishments with 20 to 49 employees	27	X	X	X
	Establishments with 50 to 99 employees	15	X	X	X
	Establishments with 100 to 249 employees	3	X	X	X
	Establishments with 250 to 499 employees	1	X	X	X
	Establishments with 500 to 999 employees	—	X	X	X
	Establishments with 1,000 employees or more	—	X	X	X
722110	Full-service restaurants				
	All establishments	259	3 550	11 696	49 135
	Establishments with 1 to 4 employees	130	X	X	X
	Establishments with 5 to 9 employees	51	X	X	X
	Establishments with 10 to 19 employees	32	X	X	X
	Establishments with 20 to 49 employees	27	X	X	X
	Establishments with 50 to 99 employees	15	X	X	X
	Establishments with 100 to 249 employees	3	X	X	X
	Establishments with 250 to 499 employees	1	X	X	X
	Establishments with 500 to 999 employees	—	X	X	X
	Establishments with 1,000 employees or more	—	X	X	X
7222	Limited-service eating places				
	All establishments	432	3 872	10 941	48 671
	Establishments with 1 to 4 employees	254	X	X	X
	Establishments with 5 to 9 employees	68	X	X	X
	Establishments with 10 to 19 employees	49	X	X	X
	Establishments with 20 to 49 employees	51	X	X	X
	Establishments with 50 to 99 employees	9	X	X	X
	Establishments with 100 to 249 employees	—	X	X	X
	Establishments with 250 to 499 employees	1	X	X	X
	Establishments with 500 to 999 employees	—	X	X	X
	Establishments with 1,000 employees or more	—	X	X	X

See footnotes at end of table.

Table 5. Establishments, Employees, and Payroll by Industry and Employment Size of Establishments by County: 2004—Con.

[Excludes most government employees, railroad employees, and self-employed persons. Size class 1 to 4 employees includes establishments having payroll, but no employees, during mid-March pay period. For meaning of abbreviations and symbols, see introductory text. For explanation of terms, see Appendix A. For statement on reliability, see the note at the end of the table and Appendix C]

NAICS code	Geography, kind of business, and employment size class	Establishments (number)	Paid employees for pay period including March 12 (number)	First-quarter payroll (\$1,000)	Annual payroll (\$1,000)
	PASSAIC—Con.				
72	Accommodation and food services—Con.				
722	Food services and drinking places—Con.				
7222	Limited-service eating places—Con.				
72221	Limited-service eating places				
	All establishments	432	3 872	10 941	48 671
	Establishments with 1 to 4 employees	254	X	X	X
	Establishments with 5 to 9 employees	68	X	X	X
	Establishments with 10 to 19 employees	49	X	X	X
	Establishments with 20 to 49 employees	51	X	X	X
	Establishments with 50 to 99 employees	9	X	X	X
	Establishments with 100 to 249 employees	—	X	X	X
	Establishments with 250 to 499 employees	1	X	X	X
	Establishments with 500 to 999 employees	—	X	X	X
	Establishments with 1,000 employees or more	—	X	X	X
722211	Limited-service restaurants				
	All establishments	348	3 051	8 588	37 079
	Establishments with 1 to 4 employees	208	X	X	X
	Establishments with 5 to 9 employees	52	X	X	X
	Establishments with 10 to 19 employees	35	X	X	X
	Establishments with 20 to 49 employees	44	X	X	X
	Establishments with 50 to 99 employees	9	X	X	X
	Establishments with 100 to 249 employees	—	X	X	X
	Establishments with 250 to 499 employees	—	X	X	X
	Establishments with 500 to 999 employees	—	X	X	X
	Establishments with 1,000 employees or more	—	X	X	X
722213	Snack and nonalcoholic beverage bars				
	All establishments	75	791	2 277	11 245
	Establishments with 1 to 4 employees	39	X	X	X
	Establishments with 5 to 9 employees	15	X	X	X
	Establishments with 10 to 19 employees	13	X	X	X
	Establishments with 20 to 49 employees	7	X	X	X
	Establishments with 50 to 99 employees	—	X	X	X
	Establishments with 100 to 249 employees	—	X	X	X
	Establishments with 250 to 499 employees	1	X	X	X
	Establishments with 500 to 999 employees	—	X	X	X
	Establishments with 1,000 employees or more	—	X	X	X
7223	Special food services				
	All establishments	64	1 211	4 075	19 996
	Establishments with 1 to 4 employees	31	X	X	X
	Establishments with 5 to 9 employees	13	X	X	X
	Establishments with 10 to 19 employees	9	X	X	X
	Establishments with 20 to 49 employees	4	X	X	X
	Establishments with 50 to 99 employees	4	X	X	X
	Establishments with 100 to 249 employees	3	X	X	X
	Establishments with 250 to 499 employees	—	X	X	X
	Establishments with 500 to 999 employees	—	X	X	X
	Establishments with 1,000 employees or more	—	X	X	X
72231	Food service contractors				
	All establishments	33	e	D	D
	Establishments with 1 to 4 employees	12	X	X	X
	Establishments with 5 to 9 employees	11	X	X	X
	Establishments with 10 to 19 employees	6	X	X	X
	Establishments with 20 to 49 employees	2	X	X	X
	Establishments with 50 to 99 employees	2	X	X	X
	Establishments with 100 to 249 employees	—	X	X	X
	Establishments with 250 to 499 employees	—	X	X	X
	Establishments with 500 to 999 employees	—	X	X	X
	Establishments with 1,000 employees or more	—	X	X	X
722310	Food service contractors				
	All establishments	33	e	D	D
	Establishments with 1 to 4 employees	12	X	X	X
	Establishments with 5 to 9 employees	11	X	X	X
	Establishments with 10 to 19 employees	6	X	X	X
	Establishments with 20 to 49 employees	2	X	X	X
	Establishments with 50 to 99 employees	2	X	X	X
	Establishments with 100 to 249 employees	—	X	X	X
	Establishments with 250 to 499 employees	—	X	X	X
	Establishments with 500 to 999 employees	—	X	X	X
	Establishments with 1,000 employees or more	—	X	X	X
72232	Caterers				
	All establishments	24	702	2 024	9 872
	Establishments with 1 to 4 employees	14	X	X	X
	Establishments with 5 to 9 employees	1	X	X	X
	Establishments with 10 to 19 employees	3	X	X	X
	Establishments with 20 to 49 employees	2	X	X	X
	Establishments with 50 to 99 employees	1	X	X	X
	Establishments with 100 to 249 employees	3	X	X	X
	Establishments with 250 to 499 employees	—	X	X	X
	Establishments with 500 to 999 employees	—	X	X	X
	Establishments with 1,000 employees or more	—	X	X	X

See footnotes at end of table.

Table 5. Establishments, Employees, and Payroll by Industry and Employment Size of Establishments by County: 2004—Con.

[Excludes most government employees, railroad employees, and self-employed persons. Size class 1 to 4 employees includes establishments having payroll, but no employees, during mid-March pay period. For meaning of abbreviations and symbols, see introductory text. For explanation of terms, see Appendix A. For statement on reliability, see the note at the end of the table and Appendix C]

NAICS code	Geography, kind of business, and employment size class	Establishments (number)	Paid employees for pay period including March 12 (number)	First-quarter payroll (\$1,000)	Annual payroll (\$1,000)
72	PASSAIC—Con.				
	Accommodation and food services—Con.				
722	Food services and drinking places—Con.				
7223	Special food services—Con.				
72232	Caterers—Con.				
722320	Caterers				
	All establishments	24	702	2 024	9 872
	Establishments with 1 to 4 employees	14	X	X	X
	Establishments with 5 to 9 employees	1	X	X	X
	Establishments with 10 to 19 employees	3	X	X	X
	Establishments with 20 to 49 employees	2	X	X	X
	Establishments with 50 to 99 employees	1	X	X	X
	Establishments with 100 to 249 employees	3	X	X	X
	Establishments with 250 to 499 employees	—	X	X	X
	Establishments with 500 to 999 employees	—	X	X	X
	Establishments with 1,000 employees or more	—	X	X	X
7224	Drinking places (alcoholic beverages)				
	All establishments	101	463	1 224	5 000
	Establishments with 1 to 4 employees	72	X	X	X
	Establishments with 5 to 9 employees	17	X	X	X
	Establishments with 10 to 19 employees	9	X	X	X
	Establishments with 20 to 49 employees	2	X	X	X
	Establishments with 50 to 99 employees	1	X	X	X
	Establishments with 100 to 249 employees	—	X	X	X
	Establishments with 250 to 499 employees	—	X	X	X
	Establishments with 500 to 999 employees	—	X	X	X
	Establishments with 1,000 employees or more	—	X	X	X
72241	Drinking places (alcoholic beverages)				
	All establishments	101	463	1 224	5 000
	Establishments with 1 to 4 employees	72	X	X	X
	Establishments with 5 to 9 employees	17	X	X	X
	Establishments with 10 to 19 employees	9	X	X	X
	Establishments with 20 to 49 employees	2	X	X	X
	Establishments with 50 to 99 employees	1	X	X	X
	Establishments with 100 to 249 employees	—	X	X	X
	Establishments with 250 to 499 employees	—	X	X	X
	Establishments with 500 to 999 employees	—	X	X	X
	Establishments with 1,000 employees or more	—	X	X	X
722410	Drinking places (alcoholic beverages)				
	All establishments	101	463	1 224	5 000
	Establishments with 1 to 4 employees	72	X	X	X
	Establishments with 5 to 9 employees	17	X	X	X
	Establishments with 10 to 19 employees	9	X	X	X
	Establishments with 20 to 49 employees	2	X	X	X
	Establishments with 50 to 99 employees	1	X	X	X
	Establishments with 100 to 249 employees	—	X	X	X
	Establishments with 250 to 499 employees	—	X	X	X
	Establishments with 500 to 999 employees	—	X	X	X
	Establishments with 1,000 employees or more	—	X	X	X
81	Other services (except public administration)				
	All establishments	1 272	7 864	44 685	187 429
	Establishments with 1 to 4 employees	877	X	X	X
	Establishments with 5 to 9 employees	217	X	X	X
	Establishments with 10 to 19 employees	109	X	X	X
	Establishments with 20 to 49 employees	53	X	X	X
	Establishments with 50 to 99 employees	10	X	X	X
	Establishments with 100 to 249 employees	5	X	X	X
	Establishments with 250 to 499 employees	—	X	X	X
	Establishments with 500 to 999 employees	1	X	X	X
	Establishments with 1,000 employees or more	—	X	X	X
811	Repair and maintenance				
	All establishments	411	1 704	11 870	51 842
	Establishments with 1 to 4 employees	303	X	X	X
	Establishments with 5 to 9 employees	69	X	X	X
	Establishments with 10 to 19 employees	33	X	X	X
	Establishments with 20 to 49 employees	4	X	X	X
	Establishments with 50 to 99 employees	2	X	X	X
	Establishments with 100 to 249 employees	—	X	X	X
	Establishments with 250 to 499 employees	—	X	X	X
	Establishments with 500 to 999 employees	—	X	X	X
	Establishments with 1,000 employees or more	—	X	X	X
8111	Automotive repair and maintenance				
	All establishments	308	1 229	7 988	33 836
	Establishments with 1 to 4 employees	229	X	X	X
	Establishments with 5 to 9 employees	55	X	X	X
	Establishments with 10 to 19 employees	20	X	X	X
	Establishments with 20 to 49 employees	3	X	X	X
	Establishments with 50 to 99 employees	1	X	X	X
	Establishments with 100 to 249 employees	—	X	X	X
	Establishments with 250 to 499 employees	—	X	X	X
	Establishments with 500 to 999 employees	—	X	X	X
	Establishments with 1,000 employees or more	—	X	X	X

See footnotes at end of table.

Table 5. Establishments, Employees, and Payroll by Industry and Employment Size of Establishments by County: 2004—Con.

[Excludes most government employees, railroad employees, and self-employed persons. Size class 1 to 4 employees includes establishments having payroll, but no employees, during mid-March pay period. For meaning of abbreviations and symbols, see introductory text. For explanation of terms, see Appendix A. For statement on reliability, see the note at the end of the table and Appendix C]

NAICS code	Geography, kind of business, and employment size class	Establishments (number)	Paid employees for pay period including March 12 (number)	First-quarter payroll (\$1,000)	Annual payroll (\$1,000)
81	PASSAIC—Con.				
	Other services (except public administration)—Con.				
811	Repair and maintenance—Con.				
8111	Automotive repair and maintenance—Con.				
81111	Automotive mechanical and electrical repair and maintenance				
	All establishments	170	614	3 863	16 308
	Establishments with 1 to 4 employees	137	X	X	X
	Establishments with 5 to 9 employees	22	X	X	X
	Establishments with 10 to 19 employees	9	X	X	X
	Establishments with 20 to 49 employees	1	X	X	X
	Establishments with 50 to 99 employees	1	X	X	X
	Establishments with 100 to 249 employees	—	X	X	X
	Establishments with 250 to 499 employees	—	X	X	X
	Establishments with 500 to 999 employees	—	X	X	X
	Establishments with 1,000 employees or more	—	X	X	X
811111	General automotive repair				
	All establishments	143	403	2 343	9 922
	Establishments with 1 to 4 employees	121	X	X	X
	Establishments with 5 to 9 employees	17	X	X	X
	Establishments with 10 to 19 employees	5	X	X	X
	Establishments with 20 to 49 employees	—	X	X	X
	Establishments with 50 to 99 employees	—	X	X	X
	Establishments with 100 to 249 employees	—	X	X	X
	Establishments with 250 to 499 employees	—	X	X	X
	Establishments with 500 to 999 employees	—	X	X	X
	Establishments with 1,000 employees or more	—	X	X	X
811118	Other automotive mechanical and electrical repair and maintenance				
	All establishments	9	110	686	2 851
	Establishments with 1 to 4 employees	4	X	X	X
	Establishments with 5 to 9 employees	2	X	X	X
	Establishments with 10 to 19 employees	2	X	X	X
	Establishments with 20 to 49 employees	—	X	X	X
	Establishments with 50 to 99 employees	1	X	X	X
	Establishments with 100 to 249 employees	—	X	X	X
	Establishments with 250 to 499 employees	—	X	X	X
	Establishments with 500 to 999 employees	—	X	X	X
	Establishments with 1,000 employees or more	—	X	X	X
81112	Automotive body, paint, interior, and glass repair				
	All establishments	99	442	3 419	14 556
	Establishments with 1 to 4 employees	66	X	X	X
	Establishments with 5 to 9 employees	25	X	X	X
	Establishments with 10 to 19 employees	7	X	X	X
	Establishments with 20 to 49 employees	1	X	X	X
	Establishments with 50 to 99 employees	—	X	X	X
	Establishments with 100 to 249 employees	—	X	X	X
	Establishments with 250 to 499 employees	—	X	X	X
	Establishments with 500 to 999 employees	—	X	X	X
	Establishments with 1,000 employees or more	—	X	X	X
811121	Automotive body, paint, and interior repair and maintenance				
	All establishments	93	388	2 982	12 890
	Establishments with 1 to 4 employees	62	X	X	X
	Establishments with 5 to 9 employees	24	X	X	X
	Establishments with 10 to 19 employees	7	X	X	X
	Establishments with 20 to 49 employees	—	X	X	X
	Establishments with 50 to 99 employees	—	X	X	X
	Establishments with 100 to 249 employees	—	X	X	X
	Establishments with 250 to 499 employees	—	X	X	X
	Establishments with 500 to 999 employees	—	X	X	X
	Establishments with 1,000 employees or more	—	X	X	X
81119	Other automotive repair and maintenance				
	All establishments	39	173	706	2 972
	Establishments with 1 to 4 employees	26	X	X	X
	Establishments with 5 to 9 employees	8	X	X	X
	Establishments with 10 to 19 employees	4	X	X	X
	Establishments with 20 to 49 employees	1	X	X	X
	Establishments with 50 to 99 employees	—	X	X	X
	Establishments with 100 to 249 employees	—	X	X	X
	Establishments with 250 to 499 employees	—	X	X	X
	Establishments with 500 to 999 employees	—	X	X	X
	Establishments with 1,000 employees or more	—	X	X	X
811192	Car washes				
	All establishments	32	148	520	2 460
	Establishments with 1 to 4 employees	21	X	X	X
	Establishments with 5 to 9 employees	6	X	X	X
	Establishments with 10 to 19 employees	4	X	X	X
	Establishments with 20 to 49 employees	1	X	X	X
	Establishments with 50 to 99 employees	—	X	X	X
	Establishments with 100 to 249 employees	—	X	X	X
	Establishments with 250 to 499 employees	—	X	X	X
	Establishments with 500 to 999 employees	—	X	X	X
	Establishments with 1,000 employees or more	—	X	X	X

See footnotes at end of table.

Table 5. Establishments, Employees, and Payroll by Industry and Employment Size of Establishments by County: 2004—Con.

[Excludes most government employees, railroad employees, and self-employed persons. Size class 1 to 4 employees includes establishments having payroll, but no employees, during mid-March pay period. For meaning of abbreviations and symbols, see introductory text. For explanation of terms, see Appendix A. For statement on reliability, see the note at the end of the table and Appendix C]

NAICS code	Geography, kind of business, and employment size class	Establishments (number)	Paid employees for pay period including March 12 (number)	First-quarter payroll (\$1,000)	Annual payroll (\$1,000)
81	PASSAIC—Con.				
	Other services (except public administration)—Con.				
811	Repair and maintenance—Con.				
8113	Commercial and industrial machinery and equipment (except automotive and electronic) repair and maintenance				
	All establishments	53	252	2 367	10 856
	Establishments with 1 to 4 employees	36	X	X	X
	Establishments with 5 to 9 employees	8	X	X	X
	Establishments with 10 to 19 employees	8	X	X	X
	Establishments with 20 to 49 employees	1	X	X	X
	Establishments with 50 to 99 employees	—	X	X	X
	Establishments with 100 to 249 employees	—	X	X	X
	Establishments with 250 to 499 employees	—	X	X	X
	Establishments with 500 to 999 employees	—	X	X	X
	Establishments with 1,000 employees or more	—	X	X	X
81131	Commercial and industrial machinery and equipment (except automotive and electronic) repair and maintenance				
	All establishments	53	252	2 367	10 856
	Establishments with 1 to 4 employees	36	X	X	X
	Establishments with 5 to 9 employees	8	X	X	X
	Establishments with 10 to 19 employees	8	X	X	X
	Establishments with 20 to 49 employees	1	X	X	X
	Establishments with 50 to 99 employees	—	X	X	X
	Establishments with 100 to 249 employees	—	X	X	X
	Establishments with 250 to 499 employees	—	X	X	X
	Establishments with 500 to 999 employees	—	X	X	X
	Establishments with 1,000 employees or more	—	X	X	X
811310	Commercial and industrial machinery and equipment (except automotive and electronic) repair and maintenance				
	All establishments	53	252	2 367	10 856
	Establishments with 1 to 4 employees	36	X	X	X
	Establishments with 5 to 9 employees	8	X	X	X
	Establishments with 10 to 19 employees	8	X	X	X
	Establishments with 20 to 49 employees	1	X	X	X
	Establishments with 50 to 99 employees	—	X	X	X
	Establishments with 100 to 249 employees	—	X	X	X
	Establishments with 250 to 499 employees	—	X	X	X
	Establishments with 500 to 999 employees	—	X	X	X
	Establishments with 1,000 employees or more	—	X	X	X
8114	Personal and household goods repair and maintenance				
	All establishments	33	156	1 016	4 794
	Establishments with 1 to 4 employees	25	X	X	X
	Establishments with 5 to 9 employees	5	X	X	X
	Establishments with 10 to 19 employees	2	X	X	X
	Establishments with 20 to 49 employees	—	X	X	X
	Establishments with 50 to 99 employees	1	X	X	X
	Establishments with 100 to 249 employees	—	X	X	X
	Establishments with 250 to 499 employees	—	X	X	X
	Establishments with 500 to 999 employees	—	X	X	X
	Establishments with 1,000 employees or more	—	X	X	X
812	Personal and laundry services				
	All establishments	497	2 398	11 568	49 773
	Establishments with 1 to 4 employees	373	X	X	X
	Establishments with 5 to 9 employees	76	X	X	X
	Establishments with 10 to 19 employees	29	X	X	X
	Establishments with 20 to 49 employees	14	X	X	X
	Establishments with 50 to 99 employees	3	X	X	X
	Establishments with 100 to 249 employees	2	X	X	X
	Establishments with 250 to 499 employees	—	X	X	X
	Establishments with 500 to 999 employees	—	X	X	X
	Establishments with 1,000 employees or more	—	X	X	X
8121	Personal care services				
	All establishments	282	976	3 220	14 369
	Establishments with 1 to 4 employees	220	X	X	X
	Establishments with 5 to 9 employees	42	X	X	X
	Establishments with 10 to 19 employees	15	X	X	X
	Establishments with 20 to 49 employees	5	X	X	X
	Establishments with 50 to 99 employees	—	X	X	X
	Establishments with 100 to 249 employees	—	X	X	X
	Establishments with 250 to 499 employees	—	X	X	X
	Establishments with 500 to 999 employees	—	X	X	X
	Establishments with 1,000 employees or more	—	X	X	X
81211	Hair, nail, and skin care services				
	All establishments	255	871	2 899	12 771
	Establishments with 1 to 4 employees	204	X	X	X
	Establishments with 5 to 9 employees	32	X	X	X
	Establishments with 10 to 19 employees	14	X	X	X
	Establishments with 20 to 49 employees	5	X	X	X
	Establishments with 50 to 99 employees	—	X	X	X
	Establishments with 100 to 249 employees	—	X	X	X
	Establishments with 250 to 499 employees	—	X	X	X
	Establishments with 500 to 999 employees	—	X	X	X
	Establishments with 1,000 employees or more	—	X	X	X

See footnotes at end of table.

Table 5. Establishments, Employees, and Payroll by Industry and Employment Size of Establishments by County: 2004—Con.

[Excludes most government employees, railroad employees, and self-employed persons. Size class 1 to 4 employees includes establishments having payroll, but no employees, during mid-March pay period. For meaning of abbreviations and symbols, see introductory text. For explanation of terms, see Appendix A. For statement on reliability, see the note at the end of the table and Appendix C]

NAICS code	Geography, kind of business, and employment size class	Establishments (number)	Paid employees for pay period including March 12 (number)	First-quarter payroll (\$1,000)	Annual payroll (\$1,000)
81	PASSAIC—Con.				
	Other services (except public administration)—Con.				
812	Personal and laundry services—Con.				
8121	Personal care services—Con.				
81211	Hair, nail, and skin care services—Con.				
812112	Beauty salons				
	All establishments	181	729	2 460	10 910
	Establishments with 1 to 4 employees	133	X	X	X
	Establishments with 5 to 9 employees	30	X	X	X
	Establishments with 10 to 19 employees	14	X	X	X
	Establishments with 20 to 49 employees	4	X	X	X
	Establishments with 50 to 99 employees	—	X	X	X
	Establishments with 100 to 249 employees	—	X	X	X
	Establishments with 250 to 499 employees	—	X	X	X
	Establishments with 500 to 999 employees	—	X	X	X
	Establishments with 1,000 employees or more	—	X	X	X
812113	Nail salons				
	All establishments	56	111	345	1 447
	Establishments with 1 to 4 employees	54	X	X	X
	Establishments with 5 to 9 employees	1	X	X	X
	Establishments with 10 to 19 employees	—	X	X	X
	Establishments with 20 to 49 employees	1	X	X	X
	Establishments with 50 to 99 employees	—	X	X	X
	Establishments with 100 to 249 employees	—	X	X	X
	Establishments with 250 to 499 employees	—	X	X	X
	Establishments with 500 to 999 employees	—	X	X	X
	Establishments with 1,000 employees or more	—	X	X	X
81219	Other personal care services				
	All establishments	27	105	321	1 598
	Establishments with 1 to 4 employees	16	X	X	X
	Establishments with 5 to 9 employees	10	X	X	X
	Establishments with 10 to 19 employees	1	X	X	X
	Establishments with 20 to 49 employees	—	X	X	X
	Establishments with 50 to 99 employees	—	X	X	X
	Establishments with 100 to 249 employees	—	X	X	X
	Establishments with 250 to 499 employees	—	X	X	X
	Establishments with 500 to 999 employees	—	X	X	X
	Establishments with 1,000 employees or more	—	X	X	X
8122	Death care services				
	All establishments	32	237	2 042	9 027
	Establishments with 1 to 4 employees	16	X	X	X
	Establishments with 5 to 9 employees	6	X	X	X
	Establishments with 10 to 19 employees	7	X	X	X
	Establishments with 20 to 49 employees	3	X	X	X
	Establishments with 50 to 99 employees	—	X	X	X
	Establishments with 100 to 249 employees	—	X	X	X
	Establishments with 250 to 499 employees	—	X	X	X
	Establishments with 500 to 999 employees	—	X	X	X
	Establishments with 1,000 employees or more	—	X	X	X
81221	Funeral homes and funeral services				
	All establishments	28	184	1 449	6 712
	Establishments with 1 to 4 employees	15	X	X	X
	Establishments with 5 to 9 employees	6	X	X	X
	Establishments with 10 to 19 employees	5	X	X	X
	Establishments with 20 to 49 employees	2	X	X	X
	Establishments with 50 to 99 employees	—	X	X	X
	Establishments with 100 to 249 employees	—	X	X	X
	Establishments with 250 to 499 employees	—	X	X	X
	Establishments with 500 to 999 employees	—	X	X	X
	Establishments with 1,000 employees or more	—	X	X	X
812210	Funeral homes and funeral services				
	All establishments	28	184	1 449	6 712
	Establishments with 1 to 4 employees	15	X	X	X
	Establishments with 5 to 9 employees	6	X	X	X
	Establishments with 10 to 19 employees	5	X	X	X
	Establishments with 20 to 49 employees	2	X	X	X
	Establishments with 50 to 99 employees	—	X	X	X
	Establishments with 100 to 249 employees	—	X	X	X
	Establishments with 250 to 499 employees	—	X	X	X
	Establishments with 500 to 999 employees	—	X	X	X
	Establishments with 1,000 employees or more	—	X	X	X
8123	Drycleaning and laundry services				
	All establishments	132	1 025	5 177	21 436
	Establishments with 1 to 4 employees	93	X	X	X
	Establishments with 5 to 9 employees	24	X	X	X
	Establishments with 10 to 19 employees	5	X	X	X
	Establishments with 20 to 49 employees	5	X	X	X
	Establishments with 50 to 99 employees	3	X	X	X
	Establishments with 100 to 249 employees	2	X	X	X
	Establishments with 250 to 499 employees	—	X	X	X
	Establishments with 500 to 999 employees	—	X	X	X
	Establishments with 1,000 employees or more	—	X	X	X

See footnotes at end of table.

Table 5. Establishments, Employees, and Payroll by Industry and Employment Size of Establishments by County: 2004—Con.

[Excludes most government employees, railroad employees, and self-employed persons. Size class 1 to 4 employees includes establishments having payroll, but no employees, during mid-March pay period. For meaning of abbreviations and symbols, see introductory text. For explanation of terms, see Appendix A. For statement on reliability, see the note at the end of the table and Appendix C]

NAICS code	Geography, kind of business, and employment size class	Establishments (number)	Paid employees for pay period including March 12 (number)	First-quarter payroll (\$1,000)	Annual payroll (\$1,000)
	PASSAIC—Con.				
81	Other services (except public administration)—Con.				
812	Personal and laundry services—Con.				
8123	Drycleaning and laundry services—Con.				
81231	Coin-operated laundries and drycleaners				
	All establishments	51	185	549	2 182
	Establishments with 1 to 4 employees	41	X	X	X
	Establishments with 5 to 9 employees	8	X	X	X
	Establishments with 10 to 19 employees	—	X	X	X
	Establishments with 20 to 49 employees	2	X	X	X
	Establishments with 50 to 99 employees	—	X	X	X
	Establishments with 100 to 249 employees	—	X	X	X
	Establishments with 250 to 499 employees	—	X	X	X
	Establishments with 500 to 999 employees	—	X	X	X
	Establishments with 1,000 employees or more	—	X	X	X
812310	Coin-operated laundries and drycleaners				
	All establishments	51	185	549	2 182
	Establishments with 1 to 4 employees	41	X	X	X
	Establishments with 5 to 9 employees	8	X	X	X
	Establishments with 10 to 19 employees	—	X	X	X
	Establishments with 20 to 49 employees	2	X	X	X
	Establishments with 50 to 99 employees	—	X	X	X
	Establishments with 100 to 249 employees	—	X	X	X
	Establishments with 250 to 499 employees	—	X	X	X
	Establishments with 500 to 999 employees	—	X	X	X
	Establishments with 1,000 employees or more	—	X	X	X
81232	Drycleaning and laundry services (except coin-operated)				
	All establishments	68	330	1 426	5 941
	Establishments with 1 to 4 employees	47	X	X	X
	Establishments with 5 to 9 employees	14	X	X	X
	Establishments with 10 to 19 employees	5	X	X	X
	Establishments with 20 to 49 employees	2	X	X	X
	Establishments with 50 to 99 employees	—	X	X	X
	Establishments with 100 to 249 employees	—	X	X	X
	Establishments with 250 to 499 employees	—	X	X	X
	Establishments with 500 to 999 employees	—	X	X	X
	Establishments with 1,000 employees or more	—	X	X	X
812320	Drycleaning and laundry services (except coin-operated)				
	All establishments	68	330	1 426	5 941
	Establishments with 1 to 4 employees	47	X	X	X
	Establishments with 5 to 9 employees	14	X	X	X
	Establishments with 10 to 19 employees	5	X	X	X
	Establishments with 20 to 49 employees	2	X	X	X
	Establishments with 50 to 99 employees	—	X	X	X
	Establishments with 100 to 249 employees	—	X	X	X
	Establishments with 250 to 499 employees	—	X	X	X
	Establishments with 500 to 999 employees	—	X	X	X
	Establishments with 1,000 employees or more	—	X	X	X
81233	Linen and uniform supply				
	All establishments	13	510	3 202	13 313
	Establishments with 1 to 4 employees	5	X	X	X
	Establishments with 5 to 9 employees	2	X	X	X
	Establishments with 10 to 19 employees	—	X	X	X
	Establishments with 20 to 49 employees	1	X	X	X
	Establishments with 50 to 99 employees	3	X	X	X
	Establishments with 100 to 249 employees	2	X	X	X
	Establishments with 250 to 499 employees	—	X	X	X
	Establishments with 500 to 999 employees	—	X	X	X
	Establishments with 1,000 employees or more	—	X	X	X
812331	Linen supply				
	All establishments	6	e	D	D
	Establishments with 1 to 4 employees	—	X	X	X
	Establishments with 5 to 9 employees	1	X	X	X
	Establishments with 10 to 19 employees	—	X	X	X
	Establishments with 20 to 49 employees	1	X	X	X
	Establishments with 50 to 99 employees	3	X	X	X
	Establishments with 100 to 249 employees	1	X	X	X
	Establishments with 250 to 499 employees	—	X	X	X
	Establishments with 500 to 999 employees	—	X	X	X
	Establishments with 1,000 employees or more	—	X	X	X
812332	Industrial launderers				
	All establishments	7	c	D	D
	Establishments with 1 to 4 employees	5	X	X	X
	Establishments with 5 to 9 employees	1	X	X	X
	Establishments with 10 to 19 employees	—	X	X	X
	Establishments with 20 to 49 employees	—	X	X	X
	Establishments with 50 to 99 employees	—	X	X	X
	Establishments with 100 to 249 employees	1	X	X	X
	Establishments with 250 to 499 employees	—	X	X	X
	Establishments with 500 to 999 employees	—	X	X	X
	Establishments with 1,000 employees or more	—	X	X	X

See footnotes at end of table.

Table 5. Establishments, Employees, and Payroll by Industry and Employment Size of Establishments by County: 2004—Con.

[Excludes most government employees, railroad employees, and self-employed persons. Size class 1 to 4 employees includes establishments having payroll, but no employees, during mid-March pay period. For meaning of abbreviations and symbols, see introductory text. For explanation of terms, see Appendix A. For statement on reliability, see the note at the end of the table and Appendix C]

NAICS code	Geography, kind of business, and employment size class	Establishments (number)	Paid employees for pay period including March 12 (number)	First-quarter payroll (\$1,000)	Annual payroll (\$1,000)
	PASSAIC—Con.				
81	Other services (except public administration)—Con.				
812	Personal and laundry services—Con.				
8129	Other personal services				
	All establishments	51	160	1 129	4 941
	Establishments with 1 to 4 employees	44	X	X	X
	Establishments with 5 to 9 employees	4	X	X	X
	Establishments with 10 to 19 employees	2	X	X	X
	Establishments with 20 to 49 employees	1	X	X	X
	Establishments with 50 to 99 employees	—	X	X	X
	Establishments with 100 to 249 employees	—	X	X	X
	Establishments with 250 to 499 employees	—	X	X	X
	Establishments with 500 to 999 employees	—	X	X	X
	Establishments with 1,000 employees or more	—	X	X	X
81299	All other personal services				
	All establishments	25	112	946	4 046
	Establishments with 1 to 4 employees	20	X	X	X
	Establishments with 5 to 9 employees	2	X	X	X
	Establishments with 10 to 19 employees	2	X	X	X
	Establishments with 20 to 49 employees	1	X	X	X
	Establishments with 50 to 99 employees	—	X	X	X
	Establishments with 100 to 249 employees	—	X	X	X
	Establishments with 250 to 499 employees	—	X	X	X
	Establishments with 500 to 999 employees	—	X	X	X
	Establishments with 1,000 employees or more	—	X	X	X
812990	All other personal services				
	All establishments	25	112	946	4 046
	Establishments with 1 to 4 employees	20	X	X	X
	Establishments with 5 to 9 employees	2	X	X	X
	Establishments with 10 to 19 employees	2	X	X	X
	Establishments with 20 to 49 employees	1	X	X	X
	Establishments with 50 to 99 employees	—	X	X	X
	Establishments with 100 to 249 employees	—	X	X	X
	Establishments with 250 to 499 employees	—	X	X	X
	Establishments with 500 to 999 employees	—	X	X	X
	Establishments with 1,000 employees or more	—	X	X	X
813	Religious, grantmaking, civic, professional, and similar organizations				
	All establishments	364	3 762	21 247	85 814
	Establishments with 1 to 4 employees	201	X	X	X
	Establishments with 5 to 9 employees	72	X	X	X
	Establishments with 10 to 19 employees	47	X	X	X
	Establishments with 20 to 49 employees	35	X	X	X
	Establishments with 50 to 99 employees	5	X	X	X
	Establishments with 100 to 249 employees	3	X	X	X
	Establishments with 250 to 499 employees	—	X	X	X
	Establishments with 500 to 999 employees	1	X	X	X
	Establishments with 1,000 employees or more	—	X	X	X
8131	Religious organizations				
	All establishments	213	2 666	14 531	57 936
	Establishments with 1 to 4 employees	112	X	X	X
	Establishments with 5 to 9 employees	39	X	X	X
	Establishments with 10 to 19 employees	26	X	X	X
	Establishments with 20 to 49 employees	31	X	X	X
	Establishments with 50 to 99 employees	3	X	X	X
	Establishments with 100 to 249 employees	1	X	X	X
	Establishments with 250 to 499 employees	—	X	X	X
	Establishments with 500 to 999 employees	1	X	X	X
	Establishments with 1,000 employees or more	—	X	X	X
81311	Religious organizations				
	All establishments	213	2 666	14 531	57 936
	Establishments with 1 to 4 employees	112	X	X	X
	Establishments with 5 to 9 employees	39	X	X	X
	Establishments with 10 to 19 employees	26	X	X	X
	Establishments with 20 to 49 employees	31	X	X	X
	Establishments with 50 to 99 employees	3	X	X	X
	Establishments with 100 to 249 employees	1	X	X	X
	Establishments with 250 to 499 employees	—	X	X	X
	Establishments with 500 to 999 employees	1	X	X	X
	Establishments with 1,000 employees or more	—	X	X	X
813110	Religious organizations				
	All establishments	213	2 666	14 531	57 936
	Establishments with 1 to 4 employees	112	X	X	X
	Establishments with 5 to 9 employees	39	X	X	X
	Establishments with 10 to 19 employees	26	X	X	X
	Establishments with 20 to 49 employees	31	X	X	X
	Establishments with 50 to 99 employees	3	X	X	X
	Establishments with 100 to 249 employees	1	X	X	X
	Establishments with 250 to 499 employees	—	X	X	X
	Establishments with 500 to 999 employees	1	X	X	X
	Establishments with 1,000 employees or more	—	X	X	X

See footnotes at end of table.

Table 5. Establishments, Employees, and Payroll by Industry and Employment Size of Establishments by County: 2004—Con.

[Excludes most government employees, railroad employees, and self-employed persons. Size class 1 to 4 employees includes establishments having payroll, but no employees, during mid-March pay period. For meaning of abbreviations and symbols, see introductory text. For explanation of terms, see Appendix A. For statement on reliability, see the note at the end of the table and Appendix C]

NAICS code	Geography, kind of business, and employment size class	Establishments (number)	Paid employees for pay period including March 12 (number)	First-quarter payroll (\$1,000)	Annual payroll (\$1,000)
	PASSAIC—Con.				
81	Other services (except public administration)—Con.				
813	Religious, grantmaking, civic, professional, and similar organizations—Con.				
8132	Grantmaking and giving services				
	All establishments	15	201	1 150	4 679
	Establishments with 1 to 4 employees	6	X	X	X
	Establishments with 5 to 9 employees	5	X	X	X
	Establishments with 10 to 19 employees	3	X	X	X
	Establishments with 20 to 49 employees	—	X	X	X
	Establishments with 50 to 99 employees	—	X	X	X
	Establishments with 100 to 249 employees	1	X	X	X
	Establishments with 250 to 499 employees	—	X	X	X
	Establishments with 500 to 999 employees	—	X	X	X
	Establishments with 1,000 employees or more	—	X	X	X
81321	Grantmaking and giving services				
	All establishments	15	201	1 150	4 679
	Establishments with 1 to 4 employees	6	X	X	X
	Establishments with 5 to 9 employees	5	X	X	X
	Establishments with 10 to 19 employees	3	X	X	X
	Establishments with 20 to 49 employees	—	X	X	X
	Establishments with 50 to 99 employees	—	X	X	X
	Establishments with 100 to 249 employees	1	X	X	X
	Establishments with 250 to 499 employees	—	X	X	X
	Establishments with 500 to 999 employees	—	X	X	X
	Establishments with 1,000 employees or more	—	X	X	X
813219	Other grantmaking and giving services				
	All establishments	5	142	759	3 017
	Establishments with 1 to 4 employees	1	X	X	X
	Establishments with 5 to 9 employees	2	X	X	X
	Establishments with 10 to 19 employees	1	X	X	X
	Establishments with 20 to 49 employees	—	X	X	X
	Establishments with 50 to 99 employees	—	X	X	X
	Establishments with 100 to 249 employees	1	X	X	X
	Establishments with 250 to 499 employees	—	X	X	X
	Establishments with 500 to 999 employees	—	X	X	X
	Establishments with 1,000 employees or more	—	X	X	X
8134	Civic and social organizations				
	All establishments	30	353	1 234	5 277
	Establishments with 1 to 4 employees	16	X	X	X
	Establishments with 5 to 9 employees	5	X	X	X
	Establishments with 10 to 19 employees	5	X	X	X
	Establishments with 20 to 49 employees	2	X	X	X
	Establishments with 50 to 99 employees	1	X	X	X
	Establishments with 100 to 249 employees	1	X	X	X
	Establishments with 250 to 499 employees	—	X	X	X
	Establishments with 500 to 999 employees	—	X	X	X
	Establishments with 1,000 employees or more	—	X	X	X
81341	Civic and social organizations				
	All establishments	30	353	1 234	5 277
	Establishments with 1 to 4 employees	16	X	X	X
	Establishments with 5 to 9 employees	5	X	X	X
	Establishments with 10 to 19 employees	5	X	X	X
	Establishments with 20 to 49 employees	2	X	X	X
	Establishments with 50 to 99 employees	1	X	X	X
	Establishments with 100 to 249 employees	1	X	X	X
	Establishments with 250 to 499 employees	—	X	X	X
	Establishments with 500 to 999 employees	—	X	X	X
	Establishments with 1,000 employees or more	—	X	X	X
813410	Civic and social organizations				
	All establishments	30	353	1 234	5 277
	Establishments with 1 to 4 employees	16	X	X	X
	Establishments with 5 to 9 employees	5	X	X	X
	Establishments with 10 to 19 employees	5	X	X	X
	Establishments with 20 to 49 employees	2	X	X	X
	Establishments with 50 to 99 employees	1	X	X	X
	Establishments with 100 to 249 employees	1	X	X	X
	Establishments with 250 to 499 employees	—	X	X	X
	Establishments with 500 to 999 employees	—	X	X	X
	Establishments with 1,000 employees or more	—	X	X	X
8139	Business, professional, labor, political, and similar organizations				
	All establishments	97	495	4 179	17 289
	Establishments with 1 to 4 employees	63	X	X	X
	Establishments with 5 to 9 employees	19	X	X	X
	Establishments with 10 to 19 employees	12	X	X	X
	Establishments with 20 to 49 employees	2	X	X	X
	Establishments with 50 to 99 employees	1	X	X	X
	Establishments with 100 to 249 employees	—	X	X	X
	Establishments with 250 to 499 employees	—	X	X	X
	Establishments with 500 to 999 employees	—	X	X	X
	Establishments with 1,000 employees or more	—	X	X	X

See footnotes at end of table.

Table 5. Establishments, Employees, and Payroll by Industry and Employment Size of Establishments by County: 2004—Con.

[Excludes most government employees, railroad employees, and self-employed persons. Size class 1 to 4 employees includes establishments having payroll, but no employees, during mid-March pay period. For meaning of abbreviations and symbols, see introductory text. For explanation of terms, see Appendix A. For statement on reliability, see the note at the end of the table and Appendix C]

NAICS code	Geography, kind of business, and employment size class	Establishments (number)	Paid employees for pay period including March 12 (number)	First-quarter payroll (\$1,000)	Annual payroll (\$1,000)
	PASSAIC—Con.				
81	Other services (except public administration)—Con.				
813	Religious, grantmaking, civic, professional, and similar organizations—Con.				
8139	Business, professional, labor, political, and similar organizations—Con.				
81393	Labor Unions and Similar Labor Organizations				
	All establishments	29	289	3 149	12 762
	Establishments with 1 to 4 employees	7	X	X	X
	Establishments with 5 to 9 employees	14	X	X	X
	Establishments with 10 to 19 employees	6	X	X	X
	Establishments with 20 to 49 employees	1	X	X	X
	Establishments with 50 to 99 employees	1	X	X	X
	Establishments with 100 to 249 employees	—	X	X	X
	Establishments with 250 to 499 employees	—	X	X	X
	Establishments with 500 to 999 employees	—	X	X	X
	Establishments with 1,000 employees or more	—	X	X	X
813930	Labor Unions and Similar Labor Organizations				
	All establishments	29	289	3 149	12 762
	Establishments with 1 to 4 employees	7	X	X	X
	Establishments with 5 to 9 employees	14	X	X	X
	Establishments with 10 to 19 employees	6	X	X	X
	Establishments with 20 to 49 employees	1	X	X	X
	Establishments with 50 to 99 employees	1	X	X	X
	Establishments with 100 to 249 employees	—	X	X	X
	Establishments with 250 to 499 employees	—	X	X	X
	Establishments with 500 to 999 employees	—	X	X	X
	Establishments with 1,000 employees or more	—	X	X	X
99	Industries not classified				
	All establishments	89	91	327	1 759
	Establishments with 1 to 4 employees	86	X	X	X
	Establishments with 5 to 9 employees	3	X	X	X
	Establishments with 10 to 19 employees	—	X	X	X
	Establishments with 20 to 49 employees	—	X	X	X
	Establishments with 50 to 99 employees	—	X	X	X
	Establishments with 100 to 249 employees	—	X	X	X
	Establishments with 250 to 499 employees	—	X	X	X
	Establishments with 500 to 999 employees	—	X	X	X
	Establishments with 1,000 employees or more	—	X	X	X
	SALEM				
	Total for all sectors				
	All establishments	1 320	19 414	194 682	814 635
	Establishments with 1 to 4 employees	744	X	X	X
	Establishments with 5 to 9 employees	256	X	X	X
	Establishments with 10 to 19 employees	148	X	X	X
	Establishments with 20 to 49 employees	112	X	X	X
	Establishments with 50 to 99 employees	31	X	X	X
	Establishments with 100 to 249 employees	19	X	X	X
	Establishments with 250 to 499 employees	5	X	X	X
	Establishments with 500 to 999 employees	4	X	X	X
	Establishments with 1,000 employees or more	1	X	X	X
11	Forestry, fishing & hunting, and agricultural support services (NAICS 113-115)				
	All establishments	7	b	D	D
	Establishments with 1 to 4 employees	4	X	X	X
	Establishments with 5 to 9 employees	2	X	X	X
	Establishments with 10 to 19 employees	—	X	X	X
	Establishments with 20 to 49 employees	1	X	X	X
	Establishments with 50 to 99 employees	—	X	X	X
	Establishments with 100 to 249 employees	—	X	X	X
	Establishments with 250 to 499 employees	—	X	X	X
	Establishments with 500 to 999 employees	—	X	X	X
	Establishments with 1,000 employees or more	—	X	X	X
22	Utilities				
	All establishments	7	g	D	D
	Establishments with 1 to 4 employees	1	X	X	X
	Establishments with 5 to 9 employees	1	X	X	X
	Establishments with 10 to 19 employees	—	X	X	X
	Establishments with 20 to 49 employees	1	X	X	X
	Establishments with 50 to 99 employees	2	X	X	X
	Establishments with 100 to 249 employees	—	X	X	X
	Establishments with 250 to 499 employees	1	X	X	X
	Establishments with 500 to 999 employees	—	X	X	X
	Establishments with 1,000 employees or more	1	X	X	X

See footnotes at end of table.

Table 5. Establishments, Employees, and Payroll by Industry and Employment Size of Establishments by County: 2004—Con.

[Excludes most government employees, railroad employees, and self-employed persons. Size class 1 to 4 employees includes establishments having payroll, but no employees, during mid-March pay period. For meaning of abbreviations and symbols, see introductory text. For explanation of terms, see Appendix A. For statement on reliability, see the note at the end of the table and Appendix C]

NAICS code	Geography, kind of business, and employment size class	Establishments (number)	Paid employees for pay period including March 12 (number)	First-quarter payroll (\$1,000)	Annual payroll (\$1,000)
22	SALEM—Con.				
	Utilities—Con.				
221	Utilities				
	All establishments	7	g	D	D
	Establishments with 1 to 4 employees	1	X	X	X
	Establishments with 5 to 9 employees	1	X	X	X
	Establishments with 10 to 19 employees	—	X	X	X
	Establishments with 20 to 49 employees	1	X	X	X
	Establishments with 50 to 99 employees	2	X	X	X
	Establishments with 100 to 249 employees	—	X	X	X
	Establishments with 250 to 499 employees	1	X	X	X
	Establishments with 500 to 999 employees	—	X	X	X
	Establishments with 1,000 employees or more	1	X	X	X
2211	Electric power generation, transmission, and distribution				
	All establishments	7	g	D	D
	Establishments with 1 to 4 employees	1	X	X	X
	Establishments with 5 to 9 employees	1	X	X	X
	Establishments with 10 to 19 employees	—	X	X	X
	Establishments with 20 to 49 employees	1	X	X	X
	Establishments with 50 to 99 employees	2	X	X	X
	Establishments with 100 to 249 employees	—	X	X	X
	Establishments with 250 to 499 employees	1	X	X	X
	Establishments with 500 to 999 employees	—	X	X	X
	Establishments with 1,000 employees or more	1	X	X	X
22111	Electric power generation				
	All establishments	5	g	D	D
	Establishments with 1 to 4 employees	1	X	X	X
	Establishments with 5 to 9 employees	1	X	X	X
	Establishments with 10 to 19 employees	—	X	X	X
	Establishments with 20 to 49 employees	—	X	X	X
	Establishments with 50 to 99 employees	1	X	X	X
	Establishments with 100 to 249 employees	—	X	X	X
	Establishments with 250 to 499 employees	1	X	X	X
	Establishments with 500 to 999 employees	—	X	X	X
	Establishments with 1,000 employees or more	1	X	X	X
221112	Fossil fuel electric power generation				
	All establishments	4	g	D	D
	Establishments with 1 to 4 employees	1	X	X	X
	Establishments with 5 to 9 employees	—	X	X	X
	Establishments with 10 to 19 employees	—	X	X	X
	Establishments with 20 to 49 employees	—	X	X	X
	Establishments with 50 to 99 employees	1	X	X	X
	Establishments with 100 to 249 employees	—	X	X	X
	Establishments with 250 to 499 employees	1	X	X	X
	Establishments with 500 to 999 employees	—	X	X	X
	Establishments with 1,000 employees or more	1	X	X	X
22112	Electric power transmission, control, and distribution				
	All establishments	2	c	D	D
	Establishments with 1 to 4 employees	—	X	X	X
	Establishments with 5 to 9 employees	—	X	X	X
	Establishments with 10 to 19 employees	—	X	X	X
	Establishments with 20 to 49 employees	1	X	X	X
	Establishments with 50 to 99 employees	1	X	X	X
	Establishments with 100 to 249 employees	—	X	X	X
	Establishments with 250 to 499 employees	—	X	X	X
	Establishments with 500 to 999 employees	—	X	X	X
	Establishments with 1,000 employees or more	—	X	X	X
221122	Electric power distribution				
	All establishments	2	c	D	D
	Establishments with 1 to 4 employees	—	X	X	X
	Establishments with 5 to 9 employees	—	X	X	X
	Establishments with 10 to 19 employees	—	X	X	X
	Establishments with 20 to 49 employees	1	X	X	X
	Establishments with 50 to 99 employees	1	X	X	X
	Establishments with 100 to 249 employees	—	X	X	X
	Establishments with 250 to 499 employees	—	X	X	X
	Establishments with 500 to 999 employees	—	X	X	X
	Establishments with 1,000 employees or more	—	X	X	X
23	Construction				
	All establishments	170	g	D	D
	Establishments with 1 to 4 employees	122	X	X	X
	Establishments with 5 to 9 employees	27	X	X	X
	Establishments with 10 to 19 employees	13	X	X	X
	Establishments with 20 to 49 employees	6	X	X	X
	Establishments with 50 to 99 employees	—	X	X	X
	Establishments with 100 to 249 employees	1	X	X	X
	Establishments with 250 to 499 employees	1	X	X	X
	Establishments with 500 to 999 employees	—	X	X	X
	Establishments with 1,000 employees or more	—	X	X	X

See footnotes at end of table.

Table 5. Establishments, Employees, and Payroll by Industry and Employment Size of Establishments by County: 2004—Con.

[Excludes most government employees, railroad employees, and self-employed persons. Size class 1 to 4 employees includes establishments having payroll, but no employees, during mid-March pay period. For meaning of abbreviations and symbols, see introductory text. For explanation of terms, see Appendix A. For statement on reliability, see the note at the end of the table and Appendix C]

NAICS code	Geography, kind of business, and employment size class	Establishments (number)	Paid employees for pay period including March 12 (number)	First-quarter payroll (\$1,000)	Annual payroll (\$1,000)
23	SALEM—Con.				
	Construction—Con.				
236	Construction of buildings				
	All establishments	50	202	1 679	7 799
	Establishments with 1 to 4 employees	37	X	X	X
	Establishments with 5 to 9 employees	7	X	X	X
	Establishments with 10 to 19 employees	5	X	X	X
	Establishments with 20 to 49 employees	1	X	X	X
	Establishments with 50 to 99 employees	—	X	X	X
	Establishments with 100 to 249 employees	—	X	X	X
	Establishments with 250 to 499 employees	—	X	X	X
	Establishments with 500 to 999 employees	—	X	X	X
	Establishments with 1,000 employees or more	—	X	X	X
2361	Residential building construction				
	All establishments	40	123	679	3 325
	Establishments with 1 to 4 employees	33	X	X	X
	Establishments with 5 to 9 employees	4	X	X	X
	Establishments with 10 to 19 employees	3	X	X	X
	Establishments with 20 to 49 employees	—	X	X	X
	Establishments with 50 to 99 employees	—	X	X	X
	Establishments with 100 to 249 employees	—	X	X	X
	Establishments with 250 to 499 employees	—	X	X	X
	Establishments with 500 to 999 employees	—	X	X	X
	Establishments with 1,000 employees or more	—	X	X	X
23611	Residential building construction				
	All establishments	40	123	679	3 325
	Establishments with 1 to 4 employees	33	X	X	X
	Establishments with 5 to 9 employees	4	X	X	X
	Establishments with 10 to 19 employees	3	X	X	X
	Establishments with 20 to 49 employees	—	X	X	X
	Establishments with 50 to 99 employees	—	X	X	X
	Establishments with 100 to 249 employees	—	X	X	X
	Establishments with 250 to 499 employees	—	X	X	X
	Establishments with 500 to 999 employees	—	X	X	X
	Establishments with 1,000 employees or more	—	X	X	X
238	Specialty trade contractors				
	All establishments	117	f	D	D
	Establishments with 1 to 4 employees	84	X	X	X
	Establishments with 5 to 9 employees	19	X	X	X
	Establishments with 10 to 19 employees	8	X	X	X
	Establishments with 20 to 49 employees	4	X	X	X
	Establishments with 50 to 99 employees	—	X	X	X
	Establishments with 100 to 249 employees	1	X	X	X
	Establishments with 250 to 499 employees	1	X	X	X
	Establishments with 500 to 999 employees	—	X	X	X
	Establishments with 1,000 employees or more	—	X	X	X
2382	Building equipment contractors				
	All establishments	39	e	D	D
	Establishments with 1 to 4 employees	23	X	X	X
	Establishments with 5 to 9 employees	10	X	X	X
	Establishments with 10 to 19 employees	3	X	X	X
	Establishments with 20 to 49 employees	2	X	X	X
	Establishments with 50 to 99 employees	—	X	X	X
	Establishments with 100 to 249 employees	1	X	X	X
	Establishments with 250 to 499 employees	—	X	X	X
	Establishments with 500 to 999 employees	—	X	X	X
	Establishments with 1,000 employees or more	—	X	X	X
23821	Electrical Contractors				
	All establishments	16	c	D	D
	Establishments with 1 to 4 employees	7	X	X	X
	Establishments with 5 to 9 employees	6	X	X	X
	Establishments with 10 to 19 employees	1	X	X	X
	Establishments with 20 to 49 employees	1	X	X	X
	Establishments with 50 to 99 employees	—	X	X	X
	Establishments with 100 to 249 employees	1	X	X	X
	Establishments with 250 to 499 employees	—	X	X	X
	Establishments with 500 to 999 employees	—	X	X	X
	Establishments with 1,000 employees or more	—	X	X	X
238210	Electrical Contractors				
	All establishments	16	c	D	D
	Establishments with 1 to 4 employees	7	X	X	X
	Establishments with 5 to 9 employees	6	X	X	X
	Establishments with 10 to 19 employees	1	X	X	X
	Establishments with 20 to 49 employees	1	X	X	X
	Establishments with 50 to 99 employees	—	X	X	X
	Establishments with 100 to 249 employees	1	X	X	X
	Establishments with 250 to 499 employees	—	X	X	X
	Establishments with 500 to 999 employees	—	X	X	X
	Establishments with 1,000 employees or more	—	X	X	X

See footnotes at end of table.

Table 5. Establishments, Employees, and Payroll by Industry and Employment Size of Establishments by County: 2004—Con.

[Excludes most government employees, railroad employees, and self-employed persons. Size class 1 to 4 employees includes establishments having payroll, but no employees, during mid-March pay period. For meaning of abbreviations and symbols, see introductory text. For explanation of terms, see Appendix A. For statement on reliability, see the note at the end of the table and Appendix C]

NAICS code	Geography, kind of business, and employment size class	Establishments (number)	Paid employees for pay period including March 12 (number)	First-quarter payroll (\$1,000)	Annual payroll (\$1,000)
23	SALEM—Con.				
	Construction—Con.				
238	Specialty trade contractors—Con.				
2382	Building equipment contractors—Con.				
23822	Plumbing, heating, and air-conditioning contractors				
	All establishments	22	c	D	D
	Establishments with 1 to 4 employees	15	X	X	X
	Establishments with 5 to 9 employees	4	X	X	X
	Establishments with 10 to 19 employees	2	X	X	X
	Establishments with 20 to 49 employees	1	X	X	X
	Establishments with 50 to 99 employees	—	X	X	X
	Establishments with 100 to 249 employees	—	X	X	X
	Establishments with 250 to 499 employees	—	X	X	X
	Establishments with 500 to 999 employees	—	X	X	X
	Establishments with 1,000 employees or more	—	X	X	X
238220	Plumbing, heating, and air-conditioning contractors				
	All establishments	22	c	D	D
	Establishments with 1 to 4 employees	15	X	X	X
	Establishments with 5 to 9 employees	4	X	X	X
	Establishments with 10 to 19 employees	2	X	X	X
	Establishments with 20 to 49 employees	1	X	X	X
	Establishments with 50 to 99 employees	—	X	X	X
	Establishments with 100 to 249 employees	—	X	X	X
	Establishments with 250 to 499 employees	—	X	X	X
	Establishments with 500 to 999 employees	—	X	X	X
	Establishments with 1,000 employees or more	—	X	X	X
2383	Building finishing contractors				
	All establishments	28	c	D	D
	Establishments with 1 to 4 employees	22	X	X	X
	Establishments with 5 to 9 employees	2	X	X	X
	Establishments with 10 to 19 employees	3	X	X	X
	Establishments with 20 to 49 employees	1	X	X	X
	Establishments with 50 to 99 employees	—	X	X	X
	Establishments with 100 to 249 employees	—	X	X	X
	Establishments with 250 to 499 employees	—	X	X	X
	Establishments with 500 to 999 employees	—	X	X	X
	Establishments with 1,000 employees or more	—	X	X	X
2389	Other specialty trade contractors				
	All establishments	23	383	5 452	28 394
	Establishments with 1 to 4 employees	18	X	X	X
	Establishments with 5 to 9 employees	3	X	X	X
	Establishments with 10 to 19 employees	—	X	X	X
	Establishments with 20 to 49 employees	1	X	X	X
	Establishments with 50 to 99 employees	—	X	X	X
	Establishments with 100 to 249 employees	—	X	X	X
	Establishments with 250 to 499 employees	1	X	X	X
	Establishments with 500 to 999 employees	—	X	X	X
	Establishments with 1,000 employees or more	—	X	X	X
23891	Site preparation contractors				
	All establishments	12	368	5 406	27 992
	Establishments with 1 to 4 employees	7	X	X	X
	Establishments with 5 to 9 employees	3	X	X	X
	Establishments with 10 to 19 employees	—	X	X	X
	Establishments with 20 to 49 employees	1	X	X	X
	Establishments with 50 to 99 employees	—	X	X	X
	Establishments with 100 to 249 employees	—	X	X	X
	Establishments with 250 to 499 employees	1	X	X	X
	Establishments with 500 to 999 employees	—	X	X	X
	Establishments with 1,000 employees or more	—	X	X	X
238910	Site preparation contractors				
	All establishments	12	368	5 406	27 992
	Establishments with 1 to 4 employees	7	X	X	X
	Establishments with 5 to 9 employees	3	X	X	X
	Establishments with 10 to 19 employees	—	X	X	X
	Establishments with 20 to 49 employees	1	X	X	X
	Establishments with 50 to 99 employees	—	X	X	X
	Establishments with 100 to 249 employees	—	X	X	X
	Establishments with 250 to 499 employees	1	X	X	X
	Establishments with 500 to 999 employees	—	X	X	X
	Establishments with 1,000 employees or more	—	X	X	X
31-33	Manufacturing				
	All establishments	44	3 233	51 852	197 889
	Establishments with 1 to 4 employees	17	X	X	X
	Establishments with 5 to 9 employees	4	X	X	X
	Establishments with 10 to 19 employees	4	X	X	X
	Establishments with 20 to 49 employees	8	X	X	X
	Establishments with 50 to 99 employees	5	X	X	X
	Establishments with 100 to 249 employees	3	X	X	X
	Establishments with 250 to 499 employees	1	X	X	X
	Establishments with 500 to 999 employees	2	X	X	X
	Establishments with 1,000 employees or more	—	X	X	X

See footnotes at end of table.

Table 5. Establishments, Employees, and Payroll by Industry and Employment Size of Establishments by County: 2004—Con.

[Excludes most government employees, railroad employees, and self-employed persons. Size class 1 to 4 employees includes establishments having payroll, but no employees, during mid-March pay period. For meaning of abbreviations and symbols, see introductory text. For explanation of terms, see Appendix A. For statement on reliability, see the note at the end of the table and Appendix C]

NAICS code	Geography, kind of business, and employment size class	Establishments (number)	Paid employees for pay period including March 12 (number)	First-quarter payroll (\$1,000)	Annual payroll (\$1,000)
	SALEM—Con.				
31-33	Manufacturing—Con.				
311	Food manufacturing				
	All establishments	6	234	1 883	8 675
	Establishments with 1 to 4 employees	1	X	X	X
	Establishments with 5 to 9 employees	—	X	X	X
	Establishments with 10 to 19 employees	2	X	X	X
	Establishments with 20 to 49 employees	1	X	X	X
	Establishments with 50 to 99 employees	1	X	X	X
	Establishments with 100 to 249 employees	1	X	X	X
	Establishments with 250 to 499 employees	—	X	X	X
	Establishments with 500 to 999 employees	—	X	X	X
	Establishments with 1,000 employees or more	—	X	X	X
3116	Animal slaughtering and processing				
	All establishments	4	c	D	D
	Establishments with 1 to 4 employees	—	X	X	X
	Establishments with 5 to 9 employees	—	X	X	X
	Establishments with 10 to 19 employees	1	X	X	X
	Establishments with 20 to 49 employees	1	X	X	X
	Establishments with 50 to 99 employees	1	X	X	X
	Establishments with 100 to 249 employees	1	X	X	X
	Establishments with 250 to 499 employees	—	X	X	X
	Establishments with 500 to 999 employees	—	X	X	X
	Establishments with 1,000 employees or more	—	X	X	X
31161	Animal slaughtering and processing				
	All establishments	4	c	D	D
	Establishments with 1 to 4 employees	—	X	X	X
	Establishments with 5 to 9 employees	—	X	X	X
	Establishments with 10 to 19 employees	1	X	X	X
	Establishments with 20 to 49 employees	1	X	X	X
	Establishments with 50 to 99 employees	1	X	X	X
	Establishments with 100 to 249 employees	1	X	X	X
	Establishments with 250 to 499 employees	—	X	X	X
	Establishments with 500 to 999 employees	—	X	X	X
	Establishments with 1,000 employees or more	—	X	X	X
311615	Poultry processing				
	All establishments	1	c	D	D
	Establishments with 1 to 4 employees	—	X	X	X
	Establishments with 5 to 9 employees	—	X	X	X
	Establishments with 10 to 19 employees	—	X	X	X
	Establishments with 20 to 49 employees	—	X	X	X
	Establishments with 50 to 99 employees	—	X	X	X
	Establishments with 100 to 249 employees	1	X	X	X
	Establishments with 250 to 499 employees	—	X	X	X
	Establishments with 500 to 999 employees	—	X	X	X
	Establishments with 1,000 employees or more	—	X	X	X
325	Chemical manufacturing				
	All establishments	10	1 430	27 809	109 564
	Establishments with 1 to 4 employees	2	X	X	X
	Establishments with 5 to 9 employees	1	X	X	X
	Establishments with 10 to 19 employees	1	X	X	X
	Establishments with 20 to 49 employees	2	X	X	X
	Establishments with 50 to 99 employees	2	X	X	X
	Establishments with 100 to 249 employees	1	X	X	X
	Establishments with 250 to 499 employees	—	X	X	X
	Establishments with 500 to 999 employees	1	X	X	X
	Establishments with 1,000 employees or more	—	X	X	X
3251	Basic chemical manufacturing				
	All establishments	2	f	D	D
	Establishments with 1 to 4 employees	—	X	X	X
	Establishments with 5 to 9 employees	—	X	X	X
	Establishments with 10 to 19 employees	1	X	X	X
	Establishments with 20 to 49 employees	—	X	X	X
	Establishments with 50 to 99 employees	—	X	X	X
	Establishments with 100 to 249 employees	—	X	X	X
	Establishments with 250 to 499 employees	—	X	X	X
	Establishments with 500 to 999 employees	1	X	X	X
	Establishments with 1,000 employees or more	—	X	X	X
32512	Industrial gas manufacturing				
	All establishments	2	f	D	D
	Establishments with 1 to 4 employees	—	X	X	X
	Establishments with 5 to 9 employees	—	X	X	X
	Establishments with 10 to 19 employees	1	X	X	X
	Establishments with 20 to 49 employees	—	X	X	X
	Establishments with 50 to 99 employees	—	X	X	X
	Establishments with 100 to 249 employees	—	X	X	X
	Establishments with 250 to 499 employees	—	X	X	X
	Establishments with 500 to 999 employees	1	X	X	X
	Establishments with 1,000 employees or more	—	X	X	X

See footnotes at end of table.

Table 5. Establishments, Employees, and Payroll by Industry and Employment Size of Establishments by County: 2004—Con.

[Excludes most government employees, railroad employees, and self-employed persons. Size class 1 to 4 employees includes establishments having payroll, but no employees, during mid-March pay period. For meaning of abbreviations and symbols, see introductory text. For explanation of terms, see Appendix A. For statement on reliability, see the note at the end of the table and Appendix C]

NAICS code	Geography, kind of business, and employment size class	Establishments (number)	Paid employees for pay period including March 12 (number)	First-quarter payroll (\$1,000)	Annual payroll (\$1,000)
31-33	SALEM—Con.				
	Manufacturing—Con.				
325	Chemical manufacturing—Con.				
3251	Basic chemical manufacturing—Con.				
32512	Industrial gas manufacturing—Con.				
325120	Industrial gas manufacturing				
	All establishments	2	f	D	D
	Establishments with 1 to 4 employees	—	X	X	X
	Establishments with 5 to 9 employees	—	X	X	X
	Establishments with 10 to 19 employees	1	X	X	X
	Establishments with 20 to 49 employees	—	X	X	X
	Establishments with 50 to 99 employees	—	X	X	X
	Establishments with 100 to 249 employees	—	X	X	X
	Establishments with 250 to 499 employees	—	X	X	X
	Establishments with 500 to 999 employees	1	X	X	X
	Establishments with 1,000 employees or more	—	X	X	X
3252	Resin, synthetic rubber, and artificial synthetic fibers and filaments manufacturing				
	All establishments	4	c	D	D
	Establishments with 1 to 4 employees	—	X	X	X
	Establishments with 5 to 9 employees	—	X	X	X
	Establishments with 10 to 19 employees	—	X	X	X
	Establishments with 20 to 49 employees	2	X	X	X
	Establishments with 50 to 99 employees	2	X	X	X
	Establishments with 100 to 249 employees	—	X	X	X
	Establishments with 250 to 499 employees	—	X	X	X
	Establishments with 500 to 999 employees	—	X	X	X
	Establishments with 1,000 employees or more	—	X	X	X
32521	Resin and synthetic rubber manufacturing				
	All establishments	4	c	D	D
	Establishments with 1 to 4 employees	—	X	X	X
	Establishments with 5 to 9 employees	—	X	X	X
	Establishments with 10 to 19 employees	—	X	X	X
	Establishments with 20 to 49 employees	2	X	X	X
	Establishments with 50 to 99 employees	2	X	X	X
	Establishments with 100 to 249 employees	—	X	X	X
	Establishments with 250 to 499 employees	—	X	X	X
	Establishments with 500 to 999 employees	—	X	X	X
	Establishments with 1,000 employees or more	—	X	X	X
325211	Plastics material and resin manufacturing				
	All establishments	3	c	D	D
	Establishments with 1 to 4 employees	—	X	X	X
	Establishments with 5 to 9 employees	—	X	X	X
	Establishments with 10 to 19 employees	—	X	X	X
	Establishments with 20 to 49 employees	2	X	X	X
	Establishments with 50 to 99 employees	1	X	X	X
	Establishments with 100 to 249 employees	—	X	X	X
	Establishments with 250 to 499 employees	—	X	X	X
	Establishments with 500 to 999 employees	—	X	X	X
	Establishments with 1,000 employees or more	—	X	X	X
3254	Pharmaceutical and medicine manufacturing				
	All establishments	1	c	D	D
	Establishments with 1 to 4 employees	—	X	X	X
	Establishments with 5 to 9 employees	—	X	X	X
	Establishments with 10 to 19 employees	—	X	X	X
	Establishments with 20 to 49 employees	—	X	X	X
	Establishments with 50 to 99 employees	—	X	X	X
	Establishments with 100 to 249 employees	1	X	X	X
	Establishments with 250 to 499 employees	—	X	X	X
	Establishments with 500 to 999 employees	—	X	X	X
	Establishments with 1,000 employees or more	—	X	X	X
32541	Pharmaceutical and medicine manufacturing				
	All establishments	1	c	D	D
	Establishments with 1 to 4 employees	—	X	X	X
	Establishments with 5 to 9 employees	—	X	X	X
	Establishments with 10 to 19 employees	—	X	X	X
	Establishments with 20 to 49 employees	—	X	X	X
	Establishments with 50 to 99 employees	—	X	X	X
	Establishments with 100 to 249 employees	1	X	X	X
	Establishments with 250 to 499 employees	—	X	X	X
	Establishments with 500 to 999 employees	—	X	X	X
	Establishments with 1,000 employees or more	—	X	X	X
325412	Pharmaceutical preparation manufacturing				
	All establishments	1	c	D	D
	Establishments with 1 to 4 employees	—	X	X	X
	Establishments with 5 to 9 employees	—	X	X	X
	Establishments with 10 to 19 employees	—	X	X	X
	Establishments with 20 to 49 employees	—	X	X	X
	Establishments with 50 to 99 employees	—	X	X	X
	Establishments with 100 to 249 employees	1	X	X	X
	Establishments with 250 to 499 employees	—	X	X	X

See footnotes at end of table.

Table 5. Establishments, Employees, and Payroll by Industry and Employment Size of Establishments by County: 2004—Con.

[Excludes most government employees, railroad employees, and self-employed persons. Size class 1 to 4 employees includes establishments having payroll, but no employees, during mid-March pay period. For meaning of abbreviations and symbols, see introductory text. For explanation of terms, see Appendix A. For statement on reliability, see the note at the end of the table and Appendix C]

NAICS code	Geography, kind of business, and employment size class	Establishments (number)	Paid employees for pay period including March 12 (number)	First-quarter payroll (\$1,000)	Annual payroll (\$1,000)
	SALEM—Con.				
31-33	Manufacturing—Con.				
325	Chemical manufacturing—Con.				
3254	Pharmaceutical and medicine manufacturing—Con.				
32541	Pharmaceutical and medicine manufacturing—Con.				
325412	Pharmaceutical preparation manufacturing—Con.				
	All establishments—Con.				
	Establishments with 500 to 999 employees	—	X	X	X
	Establishments with 1,000 employees or more	—	X	X	X
326	Plastics and rubber products manufacturing				
	All establishments	4	f	D	D
	Establishments with 1 to 4 employees	1	X	X	X
	Establishments with 5 to 9 employees	1	X	X	X
	Establishments with 10 to 19 employees	1	X	X	X
	Establishments with 20 to 49 employees	—	X	X	X
	Establishments with 50 to 99 employees	—	X	X	X
	Establishments with 100 to 249 employees	—	X	X	X
	Establishments with 250 to 499 employees	—	X	X	X
	Establishments with 500 to 999 employees	1	X	X	X
	Establishments with 1,000 employees or more	—	X	X	X
3261	Plastics product manufacturing				
	All establishments	3	f	D	D
	Establishments with 1 to 4 employees	1	X	X	X
	Establishments with 5 to 9 employees	—	X	X	X
	Establishments with 10 to 19 employees	1	X	X	X
	Establishments with 20 to 49 employees	—	X	X	X
	Establishments with 50 to 99 employees	—	X	X	X
	Establishments with 100 to 249 employees	—	X	X	X
	Establishments with 250 to 499 employees	—	X	X	X
	Establishments with 500 to 999 employees	1	X	X	X
	Establishments with 1,000 employees or more	—	X	X	X
32619	Other plastics product manufacturing				
	All establishments	2	f	D	D
	Establishments with 1 to 4 employees	1	X	X	X
	Establishments with 5 to 9 employees	—	X	X	X
	Establishments with 10 to 19 employees	—	X	X	X
	Establishments with 20 to 49 employees	—	X	X	X
	Establishments with 50 to 99 employees	—	X	X	X
	Establishments with 100 to 249 employees	—	X	X	X
	Establishments with 250 to 499 employees	—	X	X	X
	Establishments with 500 to 999 employees	1	X	X	X
	Establishments with 1,000 employees or more	—	X	X	X
326192	Resilient floor covering manufacturing				
	All establishments	1	f	D	D
	Establishments with 1 to 4 employees	—	X	X	X
	Establishments with 5 to 9 employees	—	X	X	X
	Establishments with 10 to 19 employees	—	X	X	X
	Establishments with 20 to 49 employees	—	X	X	X
	Establishments with 50 to 99 employees	—	X	X	X
	Establishments with 100 to 249 employees	—	X	X	X
	Establishments with 250 to 499 employees	—	X	X	X
	Establishments with 500 to 999 employees	1	X	X	X
	Establishments with 1,000 employees or more	—	X	X	X
327	Nonmetallic mineral product manufacturing				
	All establishments	5	e	D	D
	Establishments with 1 to 4 employees	1	X	X	X
	Establishments with 5 to 9 employees	2	X	X	X
	Establishments with 10 to 19 employees	—	X	X	X
	Establishments with 20 to 49 employees	—	X	X	X
	Establishments with 50 to 99 employees	1	X	X	X
	Establishments with 100 to 249 employees	—	X	X	X
	Establishments with 250 to 499 employees	1	X	X	X
	Establishments with 500 to 999 employees	—	X	X	X
	Establishments with 1,000 employees or more	—	X	X	X
3272	Glass and glass product manufacturing				
	All establishments	3	e	D	D
	Establishments with 1 to 4 employees	1	X	X	X
	Establishments with 5 to 9 employees	—	X	X	X
	Establishments with 10 to 19 employees	—	X	X	X
	Establishments with 20 to 49 employees	—	X	X	X
	Establishments with 50 to 99 employees	1	X	X	X
	Establishments with 100 to 249 employees	—	X	X	X
	Establishments with 250 to 499 employees	1	X	X	X
	Establishments with 500 to 999 employees	—	X	X	X
	Establishments with 1,000 employees or more	—	X	X	X

See footnotes at end of table.

Table 5. Establishments, Employees, and Payroll by Industry and Employment Size of Establishments by County: 2004—Con.

[Excludes most government employees, railroad employees, and self-employed persons. Size class 1 to 4 employees includes establishments having payroll, but no employees, during mid-March pay period. For meaning of abbreviations and symbols, see introductory text. For explanation of terms, see Appendix A. For statement on reliability, see the note at the end of the table and Appendix C]

NAICS code	Geography, kind of business, and employment size class	Establishments (number)	Paid employees for pay period including March 12 (number)	First-quarter payroll (\$1,000)	Annual payroll (\$1,000)
31-33	SALEM—Con.				
	Manufacturing—Con.				
327	Nonmetallic mineral product manufacturing—Con.				
3272	Glass and glass product manufacturing—Con.				
32721	Glass and glass product manufacturing				
	All establishments	3	e	D	D
	Establishments with 1 to 4 employees	1	X	X	X
	Establishments with 5 to 9 employees	—	X	X	X
	Establishments with 10 to 19 employees	—	X	X	X
	Establishments with 20 to 49 employees	—	X	X	X
	Establishments with 50 to 99 employees	1	X	X	X
	Establishments with 100 to 249 employees	—	X	X	X
	Establishments with 250 to 499 employees	1	X	X	X
	Establishments with 500 to 999 employees	—	X	X	X
	Establishments with 1,000 employees or more	—	X	X	X
327213	Glass container manufacturing				
	All establishments	1	e	D	D
	Establishments with 1 to 4 employees	—	X	X	X
	Establishments with 5 to 9 employees	—	X	X	X
	Establishments with 10 to 19 employees	—	X	X	X
	Establishments with 20 to 49 employees	—	X	X	X
	Establishments with 50 to 99 employees	—	X	X	X
	Establishments with 100 to 249 employees	—	X	X	X
	Establishments with 250 to 499 employees	1	X	X	X
	Establishments with 500 to 999 employees	—	X	X	X
	Establishments with 1,000 employees or more	—	X	X	X
334	Computer and electronic product manufacturing				
	All establishments	1	c	D	D
	Establishments with 1 to 4 employees	—	X	X	X
	Establishments with 5 to 9 employees	—	X	X	X
	Establishments with 10 to 19 employees	—	X	X	X
	Establishments with 20 to 49 employees	—	X	X	X
	Establishments with 50 to 99 employees	—	X	X	X
	Establishments with 100 to 249 employees	1	X	X	X
	Establishments with 250 to 499 employees	—	X	X	X
	Establishments with 500 to 999 employees	—	X	X	X
	Establishments with 1,000 employees or more	—	X	X	X
3344	Semiconductor and other electronic component manufacturing				
	All establishments	1	c	D	D
	Establishments with 1 to 4 employees	—	X	X	X
	Establishments with 5 to 9 employees	—	X	X	X
	Establishments with 10 to 19 employees	—	X	X	X
	Establishments with 20 to 49 employees	—	X	X	X
	Establishments with 50 to 99 employees	—	X	X	X
	Establishments with 100 to 249 employees	1	X	X	X
	Establishments with 250 to 499 employees	—	X	X	X
	Establishments with 500 to 999 employees	—	X	X	X
	Establishments with 1,000 employees or more	—	X	X	X
33441	Semiconductor and other electronic component manufacturing				
	All establishments	1	c	D	D
	Establishments with 1 to 4 employees	—	X	X	X
	Establishments with 5 to 9 employees	—	X	X	X
	Establishments with 10 to 19 employees	—	X	X	X
	Establishments with 20 to 49 employees	—	X	X	X
	Establishments with 50 to 99 employees	—	X	X	X
	Establishments with 100 to 249 employees	1	X	X	X
	Establishments with 250 to 499 employees	—	X	X	X
	Establishments with 500 to 999 employees	—	X	X	X
	Establishments with 1,000 employees or more	—	X	X	X
334417	Electronic connector manufacturing				
	All establishments	1	c	D	D
	Establishments with 1 to 4 employees	—	X	X	X
	Establishments with 5 to 9 employees	—	X	X	X
	Establishments with 10 to 19 employees	—	X	X	X
	Establishments with 20 to 49 employees	—	X	X	X
	Establishments with 50 to 99 employees	—	X	X	X
	Establishments with 100 to 249 employees	1	X	X	X
	Establishments with 250 to 499 employees	—	X	X	X
	Establishments with 500 to 999 employees	—	X	X	X
	Establishments with 1,000 employees or more	—	X	X	X
42	Wholesale trade				
	All establishments	53	1 251	11 871	62 924
	Establishments with 1 to 4 employees	24	X	X	X
	Establishments with 5 to 9 employees	7	X	X	X
	Establishments with 10 to 19 employees	11	X	X	X
	Establishments with 20 to 49 employees	7	X	X	X
	Establishments with 50 to 99 employees	2	X	X	X
	Establishments with 100 to 249 employees	—	X	X	X
	Establishments with 250 to 499 employees	2	X	X	X
	Establishments with 500 to 999 employees	—	X	X	X
	Establishments with 1,000 employees or more	—	X	X	X

See footnotes at end of table.

Table 5. Establishments, Employees, and Payroll by Industry and Employment Size of Establishments by County: 2004—Con.

[Excludes most government employees, railroad employees, and self-employed persons. Size class 1 to 4 employees includes establishments having payroll, but no employees, during mid-March pay period. For meaning of abbreviations and symbols, see introductory text. For explanation of terms, see Appendix A. For statement on reliability, see the note at the end of the table and Appendix C]

NAICS code	Geography, kind of business, and employment size class	Establishments (number)	Paid employees for pay period including March 12 (number)	First-quarter payroll (\$1,000)	Annual payroll (\$1,000)
42	SALEM—Con.				
	Wholesale trade—Con.				
423	Durable goods merchant wholesalers				
	All establishments	27	299	2 680	11 193
	Establishments with 1 to 4 employees	11	X	X	X
	Establishments with 5 to 9 employees	6	X	X	X
	Establishments with 10 to 19 employees	5	X	X	X
	Establishments with 20 to 49 employees	4	X	X	X
	Establishments with 50 to 99 employees	1	X	X	X
	Establishments with 100 to 249 employees	—	X	X	X
	Establishments with 250 to 499 employees	—	X	X	X
	Establishments with 500 to 999 employees	—	X	X	X
	Establishments with 1,000 employees or more	—	X	X	X
4238	Machinery, equipment, and supplies merchant wholesalers				
	All establishments	15	123	1 069	4 903
	Establishments with 1 to 4 employees	7	X	X	X
	Establishments with 5 to 9 employees	2	X	X	X
	Establishments with 10 to 19 employees	4	X	X	X
	Establishments with 20 to 49 employees	2	X	X	X
	Establishments with 50 to 99 employees	—	X	X	X
	Establishments with 100 to 249 employees	—	X	X	X
	Establishments with 250 to 499 employees	—	X	X	X
	Establishments with 500 to 999 employees	—	X	X	X
	Establishments with 1,000 employees or more	—	X	X	X
424	Nondurable goods merchant wholesalers				
	All establishments	22	920	9 116	51 328
	Establishments with 1 to 4 employees	11	X	X	X
	Establishments with 5 to 9 employees	1	X	X	X
	Establishments with 10 to 19 employees	4	X	X	X
	Establishments with 20 to 49 employees	3	X	X	X
	Establishments with 50 to 99 employees	1	X	X	X
	Establishments with 100 to 249 employees	—	X	X	X
	Establishments with 250 to 499 employees	2	X	X	X
	Establishments with 500 to 999 employees	—	X	X	X
	Establishments with 1,000 employees or more	—	X	X	X
4244	Grocery and related product merchant wholesalers				
	All establishments	9	772	7 973	46 725
	Establishments with 1 to 4 employees	5	X	X	X
	Establishments with 5 to 9 employees	—	X	X	X
	Establishments with 10 to 19 employees	—	X	X	X
	Establishments with 20 to 49 employees	2	X	X	X
	Establishments with 50 to 99 employees	—	X	X	X
	Establishments with 100 to 249 employees	—	X	X	X
	Establishments with 250 to 499 employees	2	X	X	X
	Establishments with 500 to 999 employees	—	X	X	X
	Establishments with 1,000 employees or more	—	X	X	X
42442	Packaged frozen food merchant wholesalers				
	All establishments	1	e	D	D
	Establishments with 1 to 4 employees	—	X	X	X
	Establishments with 5 to 9 employees	—	X	X	X
	Establishments with 10 to 19 employees	—	X	X	X
	Establishments with 20 to 49 employees	—	X	X	X
	Establishments with 50 to 99 employees	—	X	X	X
	Establishments with 100 to 249 employees	—	X	X	X
	Establishments with 250 to 499 employees	1	X	X	X
	Establishments with 500 to 999 employees	—	X	X	X
	Establishments with 1,000 employees or more	—	X	X	X
424420	Packaged frozen food merchant wholesalers				
	All establishments	1	e	D	D
	Establishments with 1 to 4 employees	—	X	X	X
	Establishments with 5 to 9 employees	—	X	X	X
	Establishments with 10 to 19 employees	—	X	X	X
	Establishments with 20 to 49 employees	—	X	X	X
	Establishments with 50 to 99 employees	—	X	X	X
	Establishments with 100 to 249 employees	—	X	X	X
	Establishments with 250 to 499 employees	1	X	X	X
	Establishments with 500 to 999 employees	—	X	X	X
	Establishments with 1,000 employees or more	—	X	X	X
42449	Other grocery and related products merchant wholesalers				
	All establishments	2	e	D	D
	Establishments with 1 to 4 employees	—	X	X	X
	Establishments with 5 to 9 employees	—	X	X	X
	Establishments with 10 to 19 employees	—	X	X	X
	Establishments with 20 to 49 employees	1	X	X	X
	Establishments with 50 to 99 employees	—	X	X	X
	Establishments with 100 to 249 employees	—	X	X	X
	Establishments with 250 to 499 employees	1	X	X	X
	Establishments with 500 to 999 employees	—	X	X	X
	Establishments with 1,000 employees or more	—	X	X	X

See footnotes at end of table.

Table 5. Establishments, Employees, and Payroll by Industry and Employment Size of Establishments by County: 2004—Con.

[Excludes most government employees, railroad employees, and self-employed persons. Size class 1 to 4 employees includes establishments having payroll, but no employees, during mid-March pay period. For meaning of abbreviations and symbols, see introductory text. For explanation of terms, see Appendix A. For statement on reliability, see the note at the end of the table and Appendix C]

NAICS code	Geography, kind of business, and employment size class	Establishments (number)	Paid employees for pay period including March 12 (number)	First-quarter payroll (\$1,000)	Annual payroll (\$1,000)
42	SALEM—Con.				
	Wholesale trade—Con.				
424	Nondurable goods merchant wholesalers—Con.				
4244	Grocery and related product merchant wholesalers—Con.				
42449	Other grocery and related products merchant wholesalers—Con.				
424490	Other grocery and related products merchant wholesalers				
	All establishments	2	e	D	D
	Establishments with 1 to 4 employees	—	X	X	X
	Establishments with 5 to 9 employees	—	X	X	X
	Establishments with 10 to 19 employees	—	X	X	X
	Establishments with 20 to 49 employees	1	X	X	X
	Establishments with 50 to 99 employees	—	X	X	X
	Establishments with 100 to 249 employees	—	X	X	X
	Establishments with 250 to 499 employees	1	X	X	X
	Establishments with 500 to 999 employees	—	X	X	X
	Establishments with 1,000 employees or more	—	X	X	X
44-45	Retail trade				
	All establishments	211	2 671	12 705	53 830
	Establishments with 1 to 4 employees	101	X	X	X
	Establishments with 5 to 9 employees	39	X	X	X
	Establishments with 10 to 19 employees	34	X	X	X
	Establishments with 20 to 49 employees	26	X	X	X
	Establishments with 50 to 99 employees	7	X	X	X
	Establishments with 100 to 249 employees	4	X	X	X
	Establishments with 250 to 499 employees	—	X	X	X
	Establishments with 500 to 999 employees	—	X	X	X
	Establishments with 1,000 employees or more	—	X	X	X
441	Motor vehicle and parts dealers				
	All establishments	33	389	2 479	10 486
	Establishments with 1 to 4 employees	17	X	X	X
	Establishments with 5 to 9 employees	4	X	X	X
	Establishments with 10 to 19 employees	5	X	X	X
	Establishments with 20 to 49 employees	5	X	X	X
	Establishments with 50 to 99 employees	2	X	X	X
	Establishments with 100 to 249 employees	—	X	X	X
	Establishments with 250 to 499 employees	—	X	X	X
	Establishments with 500 to 999 employees	—	X	X	X
	Establishments with 1,000 employees or more	—	X	X	X
4411	Automobile dealers				
	All establishments	14	c	D	D
	Establishments with 1 to 4 employees	8	X	X	X
	Establishments with 5 to 9 employees	1	X	X	X
	Establishments with 10 to 19 employees	—	X	X	X
	Establishments with 20 to 49 employees	4	X	X	X
	Establishments with 50 to 99 employees	1	X	X	X
	Establishments with 100 to 249 employees	—	X	X	X
	Establishments with 250 to 499 employees	—	X	X	X
	Establishments with 500 to 999 employees	—	X	X	X
	Establishments with 1,000 employees or more	—	X	X	X
44111	New car dealers				
	All establishments	9	187	1 398	6 504
	Establishments with 1 to 4 employees	4	X	X	X
	Establishments with 5 to 9 employees	—	X	X	X
	Establishments with 10 to 19 employees	—	X	X	X
	Establishments with 20 to 49 employees	4	X	X	X
	Establishments with 50 to 99 employees	1	X	X	X
	Establishments with 100 to 249 employees	—	X	X	X
	Establishments with 250 to 499 employees	—	X	X	X
	Establishments with 500 to 999 employees	—	X	X	X
	Establishments with 1,000 employees or more	—	X	X	X
441110	New car dealers				
	All establishments	9	187	1 398	6 504
	Establishments with 1 to 4 employees	4	X	X	X
	Establishments with 5 to 9 employees	—	X	X	X
	Establishments with 10 to 19 employees	—	X	X	X
	Establishments with 20 to 49 employees	4	X	X	X
	Establishments with 50 to 99 employees	1	X	X	X
	Establishments with 100 to 249 employees	—	X	X	X
	Establishments with 250 to 499 employees	—	X	X	X
	Establishments with 500 to 999 employees	—	X	X	X
	Establishments with 1,000 employees or more	—	X	X	X
4413	Automotive parts, accessories, and tire stores				
	All establishments	15	c	D	D
	Establishments with 1 to 4 employees	7	X	X	X
	Establishments with 5 to 9 employees	2	X	X	X
	Establishments with 10 to 19 employees	5	X	X	X
	Establishments with 20 to 49 employees	—	X	X	X
	Establishments with 50 to 99 employees	1	X	X	X
	Establishments with 100 to 249 employees	—	X	X	X
	Establishments with 250 to 499 employees	—	X	X	X
	Establishments with 500 to 999 employees	—	X	X	X
	Establishments with 1,000 employees or more	—	X	X	X

See footnotes at end of table.

Table 5. Establishments, Employees, and Payroll by Industry and Employment Size of Establishments by County: 2004—Con.

[Excludes most government employees, railroad employees, and self-employed persons. Size class 1 to 4 employees includes establishments having payroll, but no employees, during mid-March pay period. For meaning of abbreviations and symbols, see introductory text. For explanation of terms, see Appendix A. For statement on reliability, see the note at the end of the table and Appendix C]

NAICS code	Geography, kind of business, and employment size class	Establishments (number)	Paid employees for pay period including March 12 (number)	First-quarter payroll (\$1,000)	Annual payroll (\$1,000)
44-45	SALEM—Con.				
	Retail trade—Con.				
441	Motor vehicle and parts dealers—Con.				
4413	Automotive parts, accessories, and tire stores—Con.				
44131	Automotive parts and accessories stores				
	All establishments	9	118	601	1 923
	Establishments with 1 to 4 employees	4	X	X	X
	Establishments with 5 to 9 employees	1	X	X	X
	Establishments with 10 to 19 employees	3	X	X	X
	Establishments with 20 to 49 employees	—	X	X	X
	Establishments with 50 to 99 employees	1	X	X	X
	Establishments with 100 to 249 employees	—	X	X	X
	Establishments with 250 to 499 employees	—	X	X	X
	Establishments with 500 to 999 employees	—	X	X	X
	Establishments with 1,000 employees or more	—	X	X	X
441310	Automotive parts and accessories stores				
	All establishments	9	118	601	1 923
	Establishments with 1 to 4 employees	4	X	X	X
	Establishments with 5 to 9 employees	1	X	X	X
	Establishments with 10 to 19 employees	3	X	X	X
	Establishments with 20 to 49 employees	—	X	X	X
	Establishments with 50 to 99 employees	1	X	X	X
	Establishments with 100 to 249 employees	—	X	X	X
	Establishments with 250 to 499 employees	—	X	X	X
	Establishments with 500 to 999 employees	—	X	X	X
	Establishments with 1,000 employees or more	—	X	X	X
444	Building material and garden equipment and supplies dealers				
	All establishments	22	172	1 025	4 411
	Establishments with 1 to 4 employees	11	X	X	X
	Establishments with 5 to 9 employees	3	X	X	X
	Establishments with 10 to 19 employees	6	X	X	X
	Establishments with 20 to 49 employees	2	X	X	X
	Establishments with 50 to 99 employees	—	X	X	X
	Establishments with 100 to 249 employees	—	X	X	X
	Establishments with 250 to 499 employees	—	X	X	X
	Establishments with 500 to 999 employees	—	X	X	X
	Establishments with 1,000 employees or more	—	X	X	X
4441	Building material and supplies dealers				
	All establishments	15	c	D	D
	Establishments with 1 to 4 employees	8	X	X	X
	Establishments with 5 to 9 employees	2	X	X	X
	Establishments with 10 to 19 employees	4	X	X	X
	Establishments with 20 to 49 employees	1	X	X	X
	Establishments with 50 to 99 employees	—	X	X	X
	Establishments with 100 to 249 employees	—	X	X	X
	Establishments with 250 to 499 employees	—	X	X	X
	Establishments with 500 to 999 employees	—	X	X	X
	Establishments with 1,000 employees or more	—	X	X	X
445	Food and beverage stores				
	All establishments	55	840	3 721	16 222
	Establishments with 1 to 4 employees	25	X	X	X
	Establishments with 5 to 9 employees	10	X	X	X
	Establishments with 10 to 19 employees	9	X	X	X
	Establishments with 20 to 49 employees	6	X	X	X
	Establishments with 50 to 99 employees	3	X	X	X
	Establishments with 100 to 249 employees	2	X	X	X
	Establishments with 250 to 499 employees	—	X	X	X
	Establishments with 500 to 999 employees	—	X	X	X
	Establishments with 1,000 employees or more	—	X	X	X
4451	Grocery stores				
	All establishments	31	f	D	D
	Establishments with 1 to 4 employees	9	X	X	X
	Establishments with 5 to 9 employees	5	X	X	X
	Establishments with 10 to 19 employees	6	X	X	X
	Establishments with 20 to 49 employees	6	X	X	X
	Establishments with 50 to 99 employees	3	X	X	X
	Establishments with 100 to 249 employees	2	X	X	X
	Establishments with 250 to 499 employees	—	X	X	X
	Establishments with 500 to 999 employees	—	X	X	X
	Establishments with 1,000 employees or more	—	X	X	X
44511	Supermarkets and other grocery (except convenience) stores				
	All establishments	18	624	3 045	13 239
	Establishments with 1 to 4 employees	5	X	X	X
	Establishments with 5 to 9 employees	2	X	X	X
	Establishments with 10 to 19 employees	1	X	X	X
	Establishments with 20 to 49 employees	5	X	X	X
	Establishments with 50 to 99 employees	3	X	X	X
	Establishments with 100 to 249 employees	2	X	X	X
	Establishments with 250 to 499 employees	—	X	X	X
	Establishments with 500 to 999 employees	—	X	X	X
	Establishments with 1,000 employees or more	—	X	X	X

See footnotes at end of table.

Table 5. Establishments, Employees, and Payroll by Industry and Employment Size of Establishments by County: 2004—Con.

[Excludes most government employees, railroad employees, and self-employed persons. Size class 1 to 4 employees includes establishments having payroll, but no employees, during mid-March pay period. For meaning of abbreviations and symbols, see introductory text. For explanation of terms, see Appendix A. For statement on reliability, see the note at the end of the table and Appendix C]

NAICS code	Geography, kind of business, and employment size class	Establishments (number)	Paid employees for pay period including March 12 (number)	First-quarter payroll (\$1,000)	Annual payroll (\$1,000)
	SALEM—Con.				
44-45	Retail trade—Con.				
445	Food and beverage stores—Con.				
4451	Grocery stores—Con.				
44511	Supermarkets and other grocery (except convenience) stores—Con.				
445110	Supermarkets and other grocery (except convenience) stores				
	All establishments	18	624	3 045	13 239
	Establishments with 1 to 4 employees	5	X	X	X
	Establishments with 5 to 9 employees	2	X	X	X
	Establishments with 10 to 19 employees	1	X	X	X
	Establishments with 20 to 49 employees	5	X	X	X
	Establishments with 50 to 99 employees	3	X	X	X
	Establishments with 100 to 249 employees	2	X	X	X
	Establishments with 250 to 499 employees	—	X	X	X
	Establishments with 500 to 999 employees	—	X	X	X
	Establishments with 1,000 employees or more	—	X	X	X
44512	Convenience stores				
	All establishments	13	c	D	D
	Establishments with 1 to 4 employees	4	X	X	X
	Establishments with 5 to 9 employees	3	X	X	X
	Establishments with 10 to 19 employees	5	X	X	X
	Establishments with 20 to 49 employees	1	X	X	X
	Establishments with 50 to 99 employees	—	X	X	X
	Establishments with 100 to 249 employees	—	X	X	X
	Establishments with 250 to 499 employees	—	X	X	X
	Establishments with 500 to 999 employees	—	X	X	X
	Establishments with 1,000 employees or more	—	X	X	X
445120	Convenience stores				
	All establishments	13	c	D	D
	Establishments with 1 to 4 employees	4	X	X	X
	Establishments with 5 to 9 employees	3	X	X	X
	Establishments with 10 to 19 employees	5	X	X	X
	Establishments with 20 to 49 employees	1	X	X	X
	Establishments with 50 to 99 employees	—	X	X	X
	Establishments with 100 to 249 employees	—	X	X	X
	Establishments with 250 to 499 employees	—	X	X	X
	Establishments with 500 to 999 employees	—	X	X	X
	Establishments with 1,000 employees or more	—	X	X	X
446	Health and personal care stores				
	All establishments	12	215	1 264	4 635
	Establishments with 1 to 4 employees	4	X	X	X
	Establishments with 5 to 9 employees	1	X	X	X
	Establishments with 10 to 19 employees	1	X	X	X
	Establishments with 20 to 49 employees	5	X	X	X
	Establishments with 50 to 99 employees	1	X	X	X
	Establishments with 100 to 249 employees	—	X	X	X
	Establishments with 250 to 499 employees	—	X	X	X
	Establishments with 500 to 999 employees	—	X	X	X
	Establishments with 1,000 employees or more	—	X	X	X
4461	Health and personal care stores				
	All establishments	12	215	1 264	4 635
	Establishments with 1 to 4 employees	4	X	X	X
	Establishments with 5 to 9 employees	1	X	X	X
	Establishments with 10 to 19 employees	1	X	X	X
	Establishments with 20 to 49 employees	5	X	X	X
	Establishments with 50 to 99 employees	1	X	X	X
	Establishments with 100 to 249 employees	—	X	X	X
	Establishments with 250 to 499 employees	—	X	X	X
	Establishments with 500 to 999 employees	—	X	X	X
	Establishments with 1,000 employees or more	—	X	X	X
44611	Pharmacies and drug stores				
	All establishments	8	211	1 243	4 501
	Establishments with 1 to 4 employees	—	X	X	X
	Establishments with 5 to 9 employees	1	X	X	X
	Establishments with 10 to 19 employees	1	X	X	X
	Establishments with 20 to 49 employees	5	X	X	X
	Establishments with 50 to 99 employees	1	X	X	X
	Establishments with 100 to 249 employees	—	X	X	X
	Establishments with 250 to 499 employees	—	X	X	X
	Establishments with 500 to 999 employees	—	X	X	X
	Establishments with 1,000 employees or more	—	X	X	X
446110	Pharmacies and drug stores				
	All establishments	8	211	1 243	4 501
	Establishments with 1 to 4 employees	—	X	X	X
	Establishments with 5 to 9 employees	1	X	X	X
	Establishments with 10 to 19 employees	1	X	X	X
	Establishments with 20 to 49 employees	5	X	X	X
	Establishments with 50 to 99 employees	1	X	X	X
	Establishments with 100 to 249 employees	—	X	X	X
	Establishments with 250 to 499 employees	—	X	X	X
	Establishments with 500 to 999 employees	—	X	X	X
	Establishments with 1,000 employees or more	—	X	X	X

See footnotes at end of table.

Table 5. Establishments, Employees, and Payroll by Industry and Employment Size of Establishments by County: 2004—Con.

[Excludes most government employees, railroad employees, and self-employed persons. Size class 1 to 4 employees includes establishments having payroll, but no employees, during mid-March pay period. For meaning of abbreviations and symbols, see introductory text. For explanation of terms, see Appendix A. For statement on reliability, see the note at the end of the table and Appendix C]

NAICS code	Geography, kind of business, and employment size class	Establishments (number)	Paid employees for pay period including March 12 (number)	First-quarter payroll (\$1,000)	Annual payroll (\$1,000)
	SALEM—Con.				
44-45	Retail trade—Con.				
447	Gasoline stations				
	All establishments	25	422	1 533	6 378
	Establishments with 1 to 4 employees	11	X	X	X
	Establishments with 5 to 9 employees	2	X	X	X
	Establishments with 10 to 19 employees	5	X	X	X
	Establishments with 20 to 49 employees	6	X	X	X
	Establishments with 50 to 99 employees	—	X	X	X
	Establishments with 100 to 249 employees	1	X	X	X
	Establishments with 250 to 499 employees	—	X	X	X
	Establishments with 500 to 999 employees	—	X	X	X
	Establishments with 1,000 employees or more	—	X	X	X
4471	Gasoline stations				
	All establishments	25	422	1 533	6 378
	Establishments with 1 to 4 employees	11	X	X	X
	Establishments with 5 to 9 employees	2	X	X	X
	Establishments with 10 to 19 employees	5	X	X	X
	Establishments with 20 to 49 employees	6	X	X	X
	Establishments with 50 to 99 employees	—	X	X	X
	Establishments with 100 to 249 employees	1	X	X	X
	Establishments with 250 to 499 employees	—	X	X	X
	Establishments with 500 to 999 employees	—	X	X	X
	Establishments with 1,000 employees or more	—	X	X	X
44711	Gasoline stations with convenience stores				
	All establishments	14	229	797	3 256
	Establishments with 1 to 4 employees	4	X	X	X
	Establishments with 5 to 9 employees	1	X	X	X
	Establishments with 10 to 19 employees	4	X	X	X
	Establishments with 20 to 49 employees	5	X	X	X
	Establishments with 50 to 99 employees	—	X	X	X
	Establishments with 100 to 249 employees	—	X	X	X
	Establishments with 250 to 499 employees	—	X	X	X
	Establishments with 500 to 999 employees	—	X	X	X
	Establishments with 1,000 employees or more	—	X	X	X
447110	Gasoline stations with convenience stores				
	All establishments	14	229	797	3 256
	Establishments with 1 to 4 employees	4	X	X	X
	Establishments with 5 to 9 employees	1	X	X	X
	Establishments with 10 to 19 employees	4	X	X	X
	Establishments with 20 to 49 employees	5	X	X	X
	Establishments with 50 to 99 employees	—	X	X	X
	Establishments with 100 to 249 employees	—	X	X	X
	Establishments with 250 to 499 employees	—	X	X	X
	Establishments with 500 to 999 employees	—	X	X	X
	Establishments with 1,000 employees or more	—	X	X	X
44719	Other gasoline stations				
	All establishments	11	193	736	3 122
	Establishments with 1 to 4 employees	7	X	X	X
	Establishments with 5 to 9 employees	1	X	X	X
	Establishments with 10 to 19 employees	1	X	X	X
	Establishments with 20 to 49 employees	1	X	X	X
	Establishments with 50 to 99 employees	—	X	X	X
	Establishments with 100 to 249 employees	1	X	X	X
	Establishments with 250 to 499 employees	—	X	X	X
	Establishments with 500 to 999 employees	—	X	X	X
	Establishments with 1,000 employees or more	—	X	X	X
447190	Other gasoline stations				
	All establishments	11	193	736	3 122
	Establishments with 1 to 4 employees	7	X	X	X
	Establishments with 5 to 9 employees	1	X	X	X
	Establishments with 10 to 19 employees	1	X	X	X
	Establishments with 20 to 49 employees	1	X	X	X
	Establishments with 50 to 99 employees	—	X	X	X
	Establishments with 100 to 249 employees	1	X	X	X
	Establishments with 250 to 499 employees	—	X	X	X
	Establishments with 500 to 999 employees	—	X	X	X
	Establishments with 1,000 employees or more	—	X	X	X
448	Clothing and clothing accessories stores				
	All establishments	10	102	293	1 251
	Establishments with 1 to 4 employees	3	X	X	X
	Establishments with 5 to 9 employees	3	X	X	X
	Establishments with 10 to 19 employees	2	X	X	X
	Establishments with 20 to 49 employees	2	X	X	X
	Establishments with 50 to 99 employees	—	X	X	X
	Establishments with 100 to 249 employees	—	X	X	X
	Establishments with 250 to 499 employees	—	X	X	X
	Establishments with 500 to 999 employees	—	X	X	X
	Establishments with 1,000 employees or more	—	X	X	X

See footnotes at end of table.

Table 5. Establishments, Employees, and Payroll by Industry and Employment Size of Establishments by County: 2004—Con.

[Excludes most government employees, railroad employees, and self-employed persons. Size class 1 to 4 employees includes establishments having payroll, but no employees, during mid-March pay period. For meaning of abbreviations and symbols, see introductory text. For explanation of terms, see Appendix A. For statement on reliability, see the note at the end of the table and Appendix C]

NAICS code	Geography, kind of business, and employment size class	Establishments (number)	Paid employees for pay period including March 12 (number)	First-quarter payroll (\$1,000)	Annual payroll (\$1,000)
	SALEM—Con.				
44-45	Retail trade—Con.				
452	General merchandise stores				
	All establishments	8	279	1 098	4 669
	Establishments with 1 to 4 employees	3	X	X	X
	Establishments with 5 to 9 employees	3	X	X	X
	Establishments with 10 to 19 employees	1	X	X	X
	Establishments with 20 to 49 employees	—	X	X	X
	Establishments with 50 to 99 employees	—	X	X	X
	Establishments with 100 to 249 employees	1	X	X	X
	Establishments with 250 to 499 employees	—	X	X	X
	Establishments with 500 to 999 employees	—	X	X	X
	Establishments with 1,000 employees or more	—	X	X	X
4521	Department stores				
	All establishments	1	c	D	D
	Establishments with 1 to 4 employees	—	X	X	X
	Establishments with 5 to 9 employees	—	X	X	X
	Establishments with 10 to 19 employees	—	X	X	X
	Establishments with 20 to 49 employees	—	X	X	X
	Establishments with 50 to 99 employees	—	X	X	X
	Establishments with 100 to 249 employees	1	X	X	X
	Establishments with 250 to 499 employees	—	X	X	X
	Establishments with 500 to 999 employees	—	X	X	X
	Establishments with 1,000 employees or more	—	X	X	X
45211	Department stores				
	All establishments	1	c	D	D
	Establishments with 1 to 4 employees	—	X	X	X
	Establishments with 5 to 9 employees	—	X	X	X
	Establishments with 10 to 19 employees	—	X	X	X
	Establishments with 20 to 49 employees	—	X	X	X
	Establishments with 50 to 99 employees	—	X	X	X
	Establishments with 100 to 249 employees	1	X	X	X
	Establishments with 250 to 499 employees	—	X	X	X
	Establishments with 500 to 999 employees	—	X	X	X
	Establishments with 1,000 employees or more	—	X	X	X
452112	Discount department stores				
	All establishments	1	c	D	D
	Establishments with 1 to 4 employees	—	X	X	X
	Establishments with 5 to 9 employees	—	X	X	X
	Establishments with 10 to 19 employees	—	X	X	X
	Establishments with 20 to 49 employees	—	X	X	X
	Establishments with 50 to 99 employees	—	X	X	X
	Establishments with 100 to 249 employees	1	X	X	X
	Establishments with 250 to 499 employees	—	X	X	X
	Establishments with 500 to 999 employees	—	X	X	X
	Establishments with 1,000 employees or more	—	X	X	X
48-49	Transportation and warehousing				
	All establishments	59	802	5 413	24 814
	Establishments with 1 to 4 employees	34	X	X	X
	Establishments with 5 to 9 employees	7	X	X	X
	Establishments with 10 to 19 employees	8	X	X	X
	Establishments with 20 to 49 employees	5	X	X	X
	Establishments with 50 to 99 employees	4	X	X	X
	Establishments with 100 to 249 employees	1	X	X	X
	Establishments with 250 to 499 employees	—	X	X	X
	Establishments with 500 to 999 employees	—	X	X	X
	Establishments with 1,000 employees or more	—	X	X	X
484	Truck transportation				
	All establishments	41	387	3 363	15 452
	Establishments with 1 to 4 employees	26	X	X	X
	Establishments with 5 to 9 employees	5	X	X	X
	Establishments with 10 to 19 employees	6	X	X	X
	Establishments with 20 to 49 employees	2	X	X	X
	Establishments with 50 to 99 employees	2	X	X	X
	Establishments with 100 to 249 employees	—	X	X	X
	Establishments with 250 to 499 employees	—	X	X	X
	Establishments with 500 to 999 employees	—	X	X	X
	Establishments with 1,000 employees or more	—	X	X	X
4841	General freight trucking				
	All establishments	17	135	850	3 842
	Establishments with 1 to 4 employees	15	X	X	X
	Establishments with 5 to 9 employees	—	X	X	X
	Establishments with 10 to 19 employees	—	X	X	X
	Establishments with 20 to 49 employees	1	X	X	X
	Establishments with 50 to 99 employees	1	X	X	X
	Establishments with 100 to 249 employees	—	X	X	X
	Establishments with 250 to 499 employees	—	X	X	X
	Establishments with 500 to 999 employees	—	X	X	X
	Establishments with 1,000 employees or more	—	X	X	X

See footnotes at end of table.

Table 5. Establishments, Employees, and Payroll by Industry and Employment Size of Establishments by County: 2004—Con.

[Excludes most government employees, railroad employees, and self-employed persons. Size class 1 to 4 employees includes establishments having payroll, but no employees, during mid-March pay period. For meaning of abbreviations and symbols, see introductory text. For explanation of terms, see Appendix A. For statement on reliability, see the note at the end of the table and Appendix C]

NAICS code	Geography, kind of business, and employment size class	Establishments (number)	Paid employees for pay period including March 12 (number)	First-quarter payroll (\$1,000)	Annual payroll (\$1,000)
	SALEM—Con.				
48-49	Transportation and warehousing—Con.				
484	Truck transportation—Con.				
4841	General freight trucking—Con.				
48411	General freight trucking, local				
	All establishments	10	c	D	D
	Establishments with 1 to 4 employees	8	X	X	X
	Establishments with 5 to 9 employees	—	X	X	X
	Establishments with 10 to 19 employees	—	X	X	X
	Establishments with 20 to 49 employees	1	X	X	X
	Establishments with 50 to 99 employees	1	X	X	X
	Establishments with 100 to 249 employees	—	X	X	X
	Establishments with 250 to 499 employees	—	X	X	X
	Establishments with 500 to 999 employees	—	X	X	X
	Establishments with 1,000 employees or more	—	X	X	X
484110	General freight trucking, local				
	All establishments	10	c	D	D
	Establishments with 1 to 4 employees	8	X	X	X
	Establishments with 5 to 9 employees	—	X	X	X
	Establishments with 10 to 19 employees	—	X	X	X
	Establishments with 20 to 49 employees	1	X	X	X
	Establishments with 50 to 99 employees	1	X	X	X
	Establishments with 100 to 249 employees	—	X	X	X
	Establishments with 250 to 499 employees	—	X	X	X
	Establishments with 500 to 999 employees	—	X	X	X
	Establishments with 1,000 employees or more	—	X	X	X
4842	Specialized freight trucking				
	All establishments	24	252	2 513	11 610
	Establishments with 1 to 4 employees	11	X	X	X
	Establishments with 5 to 9 employees	5	X	X	X
	Establishments with 10 to 19 employees	6	X	X	X
	Establishments with 20 to 49 employees	1	X	X	X
	Establishments with 50 to 99 employees	1	X	X	X
	Establishments with 100 to 249 employees	—	X	X	X
	Establishments with 250 to 499 employees	—	X	X	X
	Establishments with 500 to 999 employees	—	X	X	X
	Establishments with 1,000 employees or more	—	X	X	X
48422	Specialized freight (except used goods) trucking, local				
	All establishments	17	140	1 238	6 071
	Establishments with 1 to 4 employees	7	X	X	X
	Establishments with 5 to 9 employees	4	X	X	X
	Establishments with 10 to 19 employees	5	X	X	X
	Establishments with 20 to 49 employees	1	X	X	X
	Establishments with 50 to 99 employees	—	X	X	X
	Establishments with 100 to 249 employees	—	X	X	X
	Establishments with 250 to 499 employees	—	X	X	X
	Establishments with 500 to 999 employees	—	X	X	X
	Establishments with 1,000 employees or more	—	X	X	X
484220	Specialized freight (except used goods) trucking, local				
	All establishments	17	140	1 238	6 071
	Establishments with 1 to 4 employees	7	X	X	X
	Establishments with 5 to 9 employees	4	X	X	X
	Establishments with 10 to 19 employees	5	X	X	X
	Establishments with 20 to 49 employees	1	X	X	X
	Establishments with 50 to 99 employees	—	X	X	X
	Establishments with 100 to 249 employees	—	X	X	X
	Establishments with 250 to 499 employees	—	X	X	X
	Establishments with 500 to 999 employees	—	X	X	X
	Establishments with 1,000 employees or more	—	X	X	X
48423	Specialized freight (except used goods) trucking, long-distance				
	All establishments	5	c	D	D
	Establishments with 1 to 4 employees	2	X	X	X
	Establishments with 5 to 9 employees	1	X	X	X
	Establishments with 10 to 19 employees	1	X	X	X
	Establishments with 20 to 49 employees	—	X	X	X
	Establishments with 50 to 99 employees	1	X	X	X
	Establishments with 100 to 249 employees	—	X	X	X
	Establishments with 250 to 499 employees	—	X	X	X
	Establishments with 500 to 999 employees	—	X	X	X
	Establishments with 1,000 employees or more	—	X	X	X
484230	Specialized freight (except used goods) trucking, long-distance				
	All establishments	5	c	D	D
	Establishments with 1 to 4 employees	2	X	X	X
	Establishments with 5 to 9 employees	1	X	X	X
	Establishments with 10 to 19 employees	1	X	X	X
	Establishments with 20 to 49 employees	—	X	X	X
	Establishments with 50 to 99 employees	1	X	X	X
	Establishments with 100 to 249 employees	—	X	X	X
	Establishments with 250 to 499 employees	—	X	X	X
	Establishments with 500 to 999 employees	—	X	X	X
	Establishments with 1,000 employees or more	—	X	X	X

See footnotes at end of table.

Table 5. Establishments, Employees, and Payroll by Industry and Employment Size of Establishments by County: 2004—Con.

[Excludes most government employees, railroad employees, and self-employed persons. Size class 1 to 4 employees includes establishments having payroll, but no employees, during mid-March pay period. For meaning of abbreviations and symbols, see introductory text. For explanation of terms, see Appendix A. For statement on reliability, see the note at the end of the table and Appendix C]

NAICS code	Geography, kind of business, and employment size class	Establishments (number)	Paid employees for pay period including March 12 (number)	First-quarter payroll (\$1,000)	Annual payroll (\$1,000)
	SALEM—Con.				
48-49	Transportation and warehousing—Con.				
485	Transit and ground passenger transportation				
	All establishments	4	246	721	3 123
	Establishments with 1 to 4 employees	—	X	X	X
	Establishments with 5 to 9 employees	—	X	X	X
	Establishments with 10 to 19 employees	1	X	X	X
	Establishments with 20 to 49 employees	1	X	X	X
	Establishments with 50 to 99 employees	1	X	X	X
	Establishments with 100 to 249 employees	1	X	X	X
	Establishments with 250 to 499 employees	—	X	X	X
	Establishments with 500 to 999 employees	—	X	X	X
	Establishments with 1,000 employees or more	—	X	X	X
4854	School and employee bus transportation				
	All establishments	3	c	D	D
	Establishments with 1 to 4 employees	—	X	X	X
	Establishments with 5 to 9 employees	—	X	X	X
	Establishments with 10 to 19 employees	—	X	X	X
	Establishments with 20 to 49 employees	1	X	X	X
	Establishments with 50 to 99 employees	1	X	X	X
	Establishments with 100 to 249 employees	1	X	X	X
	Establishments with 250 to 499 employees	—	X	X	X
	Establishments with 500 to 999 employees	—	X	X	X
	Establishments with 1,000 employees or more	—	X	X	X
48541	School and employee bus transportation				
	All establishments	3	c	D	D
	Establishments with 1 to 4 employees	—	X	X	X
	Establishments with 5 to 9 employees	—	X	X	X
	Establishments with 10 to 19 employees	—	X	X	X
	Establishments with 20 to 49 employees	1	X	X	X
	Establishments with 50 to 99 employees	1	X	X	X
	Establishments with 100 to 249 employees	1	X	X	X
	Establishments with 250 to 499 employees	—	X	X	X
	Establishments with 500 to 999 employees	—	X	X	X
	Establishments with 1,000 employees or more	—	X	X	X
485410	School and employee bus transportation				
	All establishments	3	c	D	D
	Establishments with 1 to 4 employees	—	X	X	X
	Establishments with 5 to 9 employees	—	X	X	X
	Establishments with 10 to 19 employees	—	X	X	X
	Establishments with 20 to 49 employees	1	X	X	X
	Establishments with 50 to 99 employees	1	X	X	X
	Establishments with 100 to 249 employees	1	X	X	X
	Establishments with 250 to 499 employees	—	X	X	X
	Establishments with 500 to 999 employees	—	X	X	X
	Establishments with 1,000 employees or more	—	X	X	X
51	Information				
	All establishments	17	165	1 744	5 992
	Establishments with 1 to 4 employees	9	X	X	X
	Establishments with 5 to 9 employees	4	X	X	X
	Establishments with 10 to 19 employees	1	X	X	X
	Establishments with 20 to 49 employees	2	X	X	X
	Establishments with 50 to 99 employees	1	X	X	X
	Establishments with 100 to 249 employees	—	X	X	X
	Establishments with 250 to 499 employees	—	X	X	X
	Establishments with 500 to 999 employees	—	X	X	X
	Establishments with 1,000 employees or more	—	X	X	X
52	Finance and insurance				
	All establishments	62	532	4 402	18 914
	Establishments with 1 to 4 employees	24	X	X	X
	Establishments with 5 to 9 employees	24	X	X	X
	Establishments with 10 to 19 employees	8	X	X	X
	Establishments with 20 to 49 employees	6	X	X	X
	Establishments with 50 to 99 employees	—	X	X	X
	Establishments with 100 to 249 employees	—	X	X	X
	Establishments with 250 to 499 employees	—	X	X	X
	Establishments with 500 to 999 employees	—	X	X	X
	Establishments with 1,000 employees or more	—	X	X	X
522	Credit intermediation and related activities				
	All establishments	37	e	D	D
	Establishments with 1 to 4 employees	9	X	X	X
	Establishments with 5 to 9 employees	20	X	X	X
	Establishments with 10 to 19 employees	3	X	X	X
	Establishments with 20 to 49 employees	5	X	X	X
	Establishments with 50 to 99 employees	—	X	X	X
	Establishments with 100 to 249 employees	—	X	X	X
	Establishments with 250 to 499 employees	—	X	X	X
	Establishments with 500 to 999 employees	—	X	X	X
	Establishments with 1,000 employees or more	—	X	X	X

See footnotes at end of table.

Table 5. Establishments, Employees, and Payroll by Industry and Employment Size of Establishments by County: 2004—Con.

[Excludes most government employees, railroad employees, and self-employed persons. Size class 1 to 4 employees includes establishments having payroll, but no employees, during mid-March pay period. For meaning of abbreviations and symbols, see introductory text. For explanation of terms, see Appendix A. For statement on reliability, see the note at the end of the table and Appendix C]

NAICS code	Geography, kind of business, and employment size class	Establishments (number)	Paid employees for pay period including March 12 (number)	First-quarter payroll (\$1,000)	Annual payroll (\$1,000)
52	SALEM—Con.				
	Finance and insurance—Con.				
522	Credit intermediation and related activities—Con.				
5221	Depository credit intermediation				
	All establishments	35	e	D	D
	Establishments with 1 to 4 employees	8	X	X	X
	Establishments with 5 to 9 employees	19	X	X	X
	Establishments with 10 to 19 employees	3	X	X	X
	Establishments with 20 to 49 employees	5	X	X	X
	Establishments with 50 to 99 employees	—	X	X	X
	Establishments with 100 to 249 employees	—	X	X	X
	Establishments with 250 to 499 employees	—	X	X	X
	Establishments with 500 to 999 employees	—	X	X	X
	Establishments with 1,000 employees or more	—	X	X	X
52211	Commercial banking				
	All establishments	26	e	D	D
	Establishments with 1 to 4 employees	4	X	X	X
	Establishments with 5 to 9 employees	16	X	X	X
	Establishments with 10 to 19 employees	2	X	X	X
	Establishments with 20 to 49 employees	4	X	X	X
	Establishments with 50 to 99 employees	—	X	X	X
	Establishments with 100 to 249 employees	—	X	X	X
	Establishments with 250 to 499 employees	—	X	X	X
	Establishments with 500 to 999 employees	—	X	X	X
	Establishments with 1,000 employees or more	—	X	X	X
522110	Commercial banking				
	All establishments	26	e	D	D
	Establishments with 1 to 4 employees	4	X	X	X
	Establishments with 5 to 9 employees	16	X	X	X
	Establishments with 10 to 19 employees	2	X	X	X
	Establishments with 20 to 49 employees	4	X	X	X
	Establishments with 50 to 99 employees	—	X	X	X
	Establishments with 100 to 249 employees	—	X	X	X
	Establishments with 250 to 499 employees	—	X	X	X
	Establishments with 500 to 999 employees	—	X	X	X
	Establishments with 1,000 employees or more	—	X	X	X
524	Insurance carriers and related activities				
	All establishments	20	c	D	D
	Establishments with 1 to 4 employees	10	X	X	X
	Establishments with 5 to 9 employees	4	X	X	X
	Establishments with 10 to 19 employees	5	X	X	X
	Establishments with 20 to 49 employees	1	X	X	X
	Establishments with 50 to 99 employees	—	X	X	X
	Establishments with 100 to 249 employees	—	X	X	X
	Establishments with 250 to 499 employees	—	X	X	X
	Establishments with 500 to 999 employees	—	X	X	X
	Establishments with 1,000 employees or more	—	X	X	X
5242	Agencies, brokerages, and other insurance related activities				
	All establishments	17	c	D	D
	Establishments with 1 to 4 employees	8	X	X	X
	Establishments with 5 to 9 employees	4	X	X	X
	Establishments with 10 to 19 employees	5	X	X	X
	Establishments with 20 to 49 employees	—	X	X	X
	Establishments with 50 to 99 employees	—	X	X	X
	Establishments with 100 to 249 employees	—	X	X	X
	Establishments with 250 to 499 employees	—	X	X	X
	Establishments with 500 to 999 employees	—	X	X	X
	Establishments with 1,000 employees or more	—	X	X	X
52421	Insurance agencies and brokerages				
	All establishments	17	c	D	D
	Establishments with 1 to 4 employees	8	X	X	X
	Establishments with 5 to 9 employees	4	X	X	X
	Establishments with 10 to 19 employees	5	X	X	X
	Establishments with 20 to 49 employees	—	X	X	X
	Establishments with 50 to 99 employees	—	X	X	X
	Establishments with 100 to 249 employees	—	X	X	X
	Establishments with 250 to 499 employees	—	X	X	X
	Establishments with 500 to 999 employees	—	X	X	X
	Establishments with 1,000 employees or more	—	X	X	X
524210	Insurance agencies and brokerages				
	All establishments	17	c	D	D
	Establishments with 1 to 4 employees	8	X	X	X
	Establishments with 5 to 9 employees	4	X	X	X
	Establishments with 10 to 19 employees	5	X	X	X
	Establishments with 20 to 49 employees	—	X	X	X
	Establishments with 50 to 99 employees	—	X	X	X
	Establishments with 100 to 249 employees	—	X	X	X
	Establishments with 250 to 499 employees	—	X	X	X
	Establishments with 500 to 999 employees	—	X	X	X
	Establishments with 1,000 employees or more	—	X	X	X

See footnotes at end of table.

Table 5. Establishments, Employees, and Payroll by Industry and Employment Size of Establishments by County: 2004—Con.

[Excludes most government employees, railroad employees, and self-employed persons. Size class 1 to 4 employees includes establishments having payroll, but no employees, during mid-March pay period. For meaning of abbreviations and symbols, see introductory text. For explanation of terms, see Appendix A. For statement on reliability, see the note at the end of the table and Appendix C]

NAICS code	Geography, kind of business, and employment size class	Establishments (number)	Paid employees for pay period including March 12 (number)	First-quarter payroll (\$1,000)	Annual payroll (\$1,000)
	SALEM—Con.				
53	Real estate and rental and leasing				
	All establishments	45	c	D	D
	Establishments with 1 to 4 employees	27	X	X	X
	Establishments with 5 to 9 employees	14	X	X	X
	Establishments with 10 to 19 employees	2	X	X	X
	Establishments with 20 to 49 employees	2	X	X	X
	Establishments with 50 to 99 employees	—	X	X	X
	Establishments with 100 to 249 employees	—	X	X	X
	Establishments with 250 to 499 employees	—	X	X	X
	Establishments with 500 to 999 employees	—	X	X	X
	Establishments with 1,000 employees or more	—	X	X	X
531	Real estate				
	All establishments	36	c	D	D
	Establishments with 1 to 4 employees	24	X	X	X
	Establishments with 5 to 9 employees	10	X	X	X
	Establishments with 10 to 19 employees	1	X	X	X
	Establishments with 20 to 49 employees	1	X	X	X
	Establishments with 50 to 99 employees	—	X	X	X
	Establishments with 100 to 249 employees	—	X	X	X
	Establishments with 250 to 499 employees	—	X	X	X
	Establishments with 500 to 999 employees	—	X	X	X
	Establishments with 1,000 employees or more	—	X	X	X
5311	Lessors of real estate				
	All establishments	23	c	D	D
	Establishments with 1 to 4 employees	12	X	X	X
	Establishments with 5 to 9 employees	9	X	X	X
	Establishments with 10 to 19 employees	1	X	X	X
	Establishments with 20 to 49 employees	1	X	X	X
	Establishments with 50 to 99 employees	—	X	X	X
	Establishments with 100 to 249 employees	—	X	X	X
	Establishments with 250 to 499 employees	—	X	X	X
	Establishments with 500 to 999 employees	—	X	X	X
	Establishments with 1,000 employees or more	—	X	X	X
54	Professional, scientific, and technical services				
	All establishments	96	353	2 624	11 731
	Establishments with 1 to 4 employees	70	X	X	X
	Establishments with 5 to 9 employees	17	X	X	X
	Establishments with 10 to 19 employees	8	X	X	X
	Establishments with 20 to 49 employees	1	X	X	X
	Establishments with 50 to 99 employees	—	X	X	X
	Establishments with 100 to 249 employees	—	X	X	X
	Establishments with 250 to 499 employees	—	X	X	X
	Establishments with 500 to 999 employees	—	X	X	X
	Establishments with 1,000 employees or more	—	X	X	X
541	Professional, scientific, and technical services				
	All establishments	96	353	2 624	11 731
	Establishments with 1 to 4 employees	70	X	X	X
	Establishments with 5 to 9 employees	17	X	X	X
	Establishments with 10 to 19 employees	8	X	X	X
	Establishments with 20 to 49 employees	1	X	X	X
	Establishments with 50 to 99 employees	—	X	X	X
	Establishments with 100 to 249 employees	—	X	X	X
	Establishments with 250 to 499 employees	—	X	X	X
	Establishments with 500 to 999 employees	—	X	X	X
	Establishments with 1,000 employees or more	—	X	X	X
55	Management of companies and enterprises				
	All establishments	4	b	D	D
	Establishments with 1 to 4 employees	2	X	X	X
	Establishments with 5 to 9 employees	1	X	X	X
	Establishments with 10 to 19 employees	—	X	X	X
	Establishments with 20 to 49 employees	1	X	X	X
	Establishments with 50 to 99 employees	—	X	X	X
	Establishments with 100 to 249 employees	—	X	X	X
	Establishments with 250 to 499 employees	—	X	X	X
	Establishments with 500 to 999 employees	—	X	X	X
	Establishments with 1,000 employees or more	—	X	X	X
56	Administrative and support and waste management and remediation services				
	All establishments	64	695	4 607	22 752
	Establishments with 1 to 4 employees	35	X	X	X
	Establishments with 5 to 9 employees	12	X	X	X
	Establishments with 10 to 19 employees	8	X	X	X
	Establishments with 20 to 49 employees	6	X	X	X
	Establishments with 50 to 99 employees	2	X	X	X
	Establishments with 100 to 249 employees	1	X	X	X
	Establishments with 250 to 499 employees	—	X	X	X
	Establishments with 500 to 999 employees	—	X	X	X
	Establishments with 1,000 employees or more	—	X	X	X

See footnotes at end of table.

Table 5. Establishments, Employees, and Payroll by Industry and Employment Size of Establishments by County: 2004—Con.

[Excludes most government employees, railroad employees, and self-employed persons. Size class 1 to 4 employees includes establishments having payroll, but no employees, during mid-March pay period. For meaning of abbreviations and symbols, see introductory text. For explanation of terms, see Appendix A. For statement on reliability, see the note at the end of the table and Appendix C]

NAICS code	Geography, kind of business, and employment size class	Establishments (number)	Paid employees for pay period including March 12 (number)	First-quarter payroll (\$1,000)	Annual payroll (\$1,000)
56	SALEM—Con.				
	Administrative and support and waste management and remediation services—Con.				
561	Administrative and support services				
	All establishments	56	568	3 676	18 533
	Establishments with 1 to 4 employees	34	X	X	X
	Establishments with 5 to 9 employees	9	X	X	X
	Establishments with 10 to 19 employees	5	X	X	X
	Establishments with 20 to 49 employees	6	X	X	X
	Establishments with 50 to 99 employees	1	X	X	X
	Establishments with 100 to 249 employees	1	X	X	X
	Establishments with 250 to 499 employees	—	X	X	X
	Establishments with 500 to 999 employees	—	X	X	X
	Establishments with 1,000 employees or more	—	X	X	X
5616	Investigation and security services				
	All establishments	3	c	D	D
	Establishments with 1 to 4 employees	2	X	X	X
	Establishments with 5 to 9 employees	—	X	X	X
	Establishments with 10 to 19 employees	—	X	X	X
	Establishments with 20 to 49 employees	—	X	X	X
	Establishments with 50 to 99 employees	—	X	X	X
	Establishments with 100 to 249 employees	1	X	X	X
	Establishments with 250 to 499 employees	—	X	X	X
	Establishments with 500 to 999 employees	—	X	X	X
	Establishments with 1,000 employees or more	—	X	X	X
56161	Investigation, guard, and armored car services				
	All establishments	2	c	D	D
	Establishments with 1 to 4 employees	1	X	X	X
	Establishments with 5 to 9 employees	—	X	X	X
	Establishments with 10 to 19 employees	—	X	X	X
	Establishments with 20 to 49 employees	—	X	X	X
	Establishments with 50 to 99 employees	—	X	X	X
	Establishments with 100 to 249 employees	1	X	X	X
	Establishments with 250 to 499 employees	—	X	X	X
	Establishments with 500 to 999 employees	—	X	X	X
	Establishments with 1,000 employees or more	—	X	X	X
561612	Security guards and patrol services				
	All establishments	1	c	D	D
	Establishments with 1 to 4 employees	—	X	X	X
	Establishments with 5 to 9 employees	—	X	X	X
	Establishments with 10 to 19 employees	—	X	X	X
	Establishments with 20 to 49 employees	—	X	X	X
	Establishments with 50 to 99 employees	—	X	X	X
	Establishments with 100 to 249 employees	1	X	X	X
	Establishments with 250 to 499 employees	—	X	X	X
	Establishments with 500 to 999 employees	—	X	X	X
	Establishments with 1,000 employees or more	—	X	X	X
5617	Services to buildings and dwellings				
	All establishments	45	320	1 472	9 804
	Establishments with 1 to 4 employees	29	X	X	X
	Establishments with 5 to 9 employees	6	X	X	X
	Establishments with 10 to 19 employees	5	X	X	X
	Establishments with 20 to 49 employees	4	X	X	X
	Establishments with 50 to 99 employees	1	X	X	X
	Establishments with 100 to 249 employees	—	X	X	X
	Establishments with 250 to 499 employees	—	X	X	X
	Establishments with 500 to 999 employees	—	X	X	X
	Establishments with 1,000 employees or more	—	X	X	X
56173	Landscaping services				
	All establishments	34	223	1 104	8 229
	Establishments with 1 to 4 employees	25	X	X	X
	Establishments with 5 to 9 employees	3	X	X	X
	Establishments with 10 to 19 employees	2	X	X	X
	Establishments with 20 to 49 employees	3	X	X	X
	Establishments with 50 to 99 employees	1	X	X	X
	Establishments with 100 to 249 employees	—	X	X	X
	Establishments with 250 to 499 employees	—	X	X	X
	Establishments with 500 to 999 employees	—	X	X	X
	Establishments with 1,000 employees or more	—	X	X	X
561730	Landscaping services				
	All establishments	34	223	1 104	8 229
	Establishments with 1 to 4 employees	25	X	X	X
	Establishments with 5 to 9 employees	3	X	X	X
	Establishments with 10 to 19 employees	2	X	X	X
	Establishments with 20 to 49 employees	3	X	X	X
	Establishments with 50 to 99 employees	1	X	X	X
	Establishments with 100 to 249 employees	—	X	X	X
	Establishments with 250 to 499 employees	—	X	X	X
	Establishments with 500 to 999 employees	—	X	X	X
	Establishments with 1,000 employees or more	—	X	X	X

See footnotes at end of table.

Table 5. Establishments, Employees, and Payroll by Industry and Employment Size of Establishments by County: 2004—Con.

[Excludes most government employees, railroad employees, and self-employed persons. Size class 1 to 4 employees includes establishments having payroll, but no employees, during mid-March pay period. For meaning of abbreviations and symbols, see introductory text. For explanation of terms, see Appendix A. For statement on reliability, see the note at the end of the table and Appendix C]

NAICS code	Geography, kind of business, and employment size class	Establishments (number)	Paid employees for pay period including March 12 (number)	First-quarter payroll (\$1,000)	Annual payroll (\$1,000)
	SALEM—Con.				
56	Administrative and support and waste management and remediation services—Con.				
562	Waste management and remediation services				
	All establishments	8	127	931	4 219
	Establishments with 1 to 4 employees	1	X	X	X
	Establishments with 5 to 9 employees	3	X	X	X
	Establishments with 10 to 19 employees	3	X	X	X
	Establishments with 20 to 49 employees	—	X	X	X
	Establishments with 50 to 99 employees	1	X	X	X
	Establishments with 100 to 249 employees	—	X	X	X
	Establishments with 250 to 499 employees	—	X	X	X
	Establishments with 500 to 999 employees	—	X	X	X
	Establishments with 1,000 employees or more	—	X	X	X
61	Educational services				
	All establishments	5	a	D	D
	Establishments with 1 to 4 employees	3	X	X	X
	Establishments with 5 to 9 employees	1	X	X	X
	Establishments with 10 to 19 employees	1	X	X	X
	Establishments with 20 to 49 employees	—	X	X	X
	Establishments with 50 to 99 employees	—	X	X	X
	Establishments with 100 to 249 employees	—	X	X	X
	Establishments with 250 to 499 employees	—	X	X	X
	Establishments with 500 to 999 employees	—	X	X	X
	Establishments with 1,000 employees or more	—	X	X	X
62	Health care and social assistance				
	All establishments	154	h	D	D
	Establishments with 1 to 4 employees	72	X	X	X
	Establishments with 5 to 9 employees	39	X	X	X
	Establishments with 10 to 19 employees	18	X	X	X
	Establishments with 20 to 49 employees	14	X	X	X
	Establishments with 50 to 99 employees	1	X	X	X
	Establishments with 100 to 249 employees	8	X	X	X
	Establishments with 250 to 499 employees	—	X	X	X
	Establishments with 500 to 999 employees	2	X	X	X
	Establishments with 1,000 employees or more	—	X	X	X
621	Ambulatory health care services				
	All establishments	107	f	D	D
	Establishments with 1 to 4 employees	63	X	X	X
	Establishments with 5 to 9 employees	29	X	X	X
	Establishments with 10 to 19 employees	8	X	X	X
	Establishments with 20 to 49 employees	6	X	X	X
	Establishments with 50 to 99 employees	—	X	X	X
	Establishments with 100 to 249 employees	1	X	X	X
	Establishments with 250 to 499 employees	—	X	X	X
	Establishments with 500 to 999 employees	—	X	X	X
	Establishments with 1,000 employees or more	—	X	X	X
6211	Offices of physicians				
	All establishments	54	e	D	D
	Establishments with 1 to 4 employees	35	X	X	X
	Establishments with 5 to 9 employees	11	X	X	X
	Establishments with 10 to 19 employees	5	X	X	X
	Establishments with 20 to 49 employees	3	X	X	X
	Establishments with 50 to 99 employees	—	X	X	X
	Establishments with 100 to 249 employees	—	X	X	X
	Establishments with 250 to 499 employees	—	X	X	X
	Establishments with 500 to 999 employees	—	X	X	X
	Establishments with 1,000 employees or more	—	X	X	X
62111	Offices of physicians				
	All establishments	54	e	D	D
	Establishments with 1 to 4 employees	35	X	X	X
	Establishments with 5 to 9 employees	11	X	X	X
	Establishments with 10 to 19 employees	5	X	X	X
	Establishments with 20 to 49 employees	3	X	X	X
	Establishments with 50 to 99 employees	—	X	X	X
	Establishments with 100 to 249 employees	—	X	X	X
	Establishments with 250 to 499 employees	—	X	X	X
	Establishments with 500 to 999 employees	—	X	X	X
	Establishments with 1,000 employees or more	—	X	X	X
621111	Offices of physicians (except mental health specialists)				
	All establishments	52	e	D	D
	Establishments with 1 to 4 employees	33	X	X	X
	Establishments with 5 to 9 employees	11	X	X	X
	Establishments with 10 to 19 employees	5	X	X	X
	Establishments with 20 to 49 employees	3	X	X	X
	Establishments with 50 to 99 employees	—	X	X	X
	Establishments with 100 to 249 employees	—	X	X	X
	Establishments with 250 to 499 employees	—	X	X	X
	Establishments with 500 to 999 employees	—	X	X	X
	Establishments with 1,000 employees or more	—	X	X	X

See footnotes at end of table.

Table 5. Establishments, Employees, and Payroll by Industry and Employment Size of Establishments by County: 2004—Con.

[Excludes most government employees, railroad employees, and self-employed persons. Size class 1 to 4 employees includes establishments having payroll, but no employees, during mid-March pay period. For meaning of abbreviations and symbols, see introductory text. For explanation of terms, see Appendix A. For statement on reliability, see the note at the end of the table and Appendix C]

NAICS code	Geography, kind of business, and employment size class	Establishments (number)	Paid employees for pay period including March 12 (number)	First-quarter payroll (\$1,000)	Annual payroll (\$1,000)
62	SALEM—Con.				
	Health care and social assistance—Con.				
621	Ambulatory health care services—Con.				
6212	Offices of dentists				
	All establishments	20	107	1 004	4 978
	Establishments with 1 to 4 employees	7	X	X	X
	Establishments with 5 to 9 employees	11	X	X	X
	Establishments with 10 to 19 employees	2	X	X	X
	Establishments with 20 to 49 employees	—	X	X	X
	Establishments with 50 to 99 employees	—	X	X	X
	Establishments with 100 to 249 employees	—	X	X	X
	Establishments with 250 to 499 employees	—	X	X	X
	Establishments with 500 to 999 employees	—	X	X	X
	Establishments with 1,000 employees or more	—	X	X	X
62121	Offices of dentists				
	All establishments	20	107	1 004	4 978
	Establishments with 1 to 4 employees	7	X	X	X
	Establishments with 5 to 9 employees	11	X	X	X
	Establishments with 10 to 19 employees	2	X	X	X
	Establishments with 20 to 49 employees	—	X	X	X
	Establishments with 50 to 99 employees	—	X	X	X
	Establishments with 100 to 249 employees	—	X	X	X
	Establishments with 250 to 499 employees	—	X	X	X
	Establishments with 500 to 999 employees	—	X	X	X
	Establishments with 1,000 employees or more	—	X	X	X
621210	Offices of dentists				
	All establishments	20	107	1 004	4 978
	Establishments with 1 to 4 employees	7	X	X	X
	Establishments with 5 to 9 employees	11	X	X	X
	Establishments with 10 to 19 employees	2	X	X	X
	Establishments with 20 to 49 employees	—	X	X	X
	Establishments with 50 to 99 employees	—	X	X	X
	Establishments with 100 to 249 employees	—	X	X	X
	Establishments with 250 to 499 employees	—	X	X	X
	Establishments with 500 to 999 employees	—	X	X	X
	Establishments with 1,000 employees or more	—	X	X	X
6216	Home health care services				
	All establishments	3	c	D	D
	Establishments with 1 to 4 employees	—	X	X	X
	Establishments with 5 to 9 employees	—	X	X	X
	Establishments with 10 to 19 employees	—	X	X	X
	Establishments with 20 to 49 employees	2	X	X	X
	Establishments with 50 to 99 employees	—	X	X	X
	Establishments with 100 to 249 employees	1	X	X	X
	Establishments with 250 to 499 employees	—	X	X	X
	Establishments with 500 to 999 employees	—	X	X	X
	Establishments with 1,000 employees or more	—	X	X	X
62161	Home health care services				
	All establishments	3	c	D	D
	Establishments with 1 to 4 employees	—	X	X	X
	Establishments with 5 to 9 employees	—	X	X	X
	Establishments with 10 to 19 employees	—	X	X	X
	Establishments with 20 to 49 employees	2	X	X	X
	Establishments with 50 to 99 employees	—	X	X	X
	Establishments with 100 to 249 employees	1	X	X	X
	Establishments with 250 to 499 employees	—	X	X	X
	Establishments with 500 to 999 employees	—	X	X	X
	Establishments with 1,000 employees or more	—	X	X	X
621610	Home health care services				
	All establishments	3	c	D	D
	Establishments with 1 to 4 employees	—	X	X	X
	Establishments with 5 to 9 employees	—	X	X	X
	Establishments with 10 to 19 employees	—	X	X	X
	Establishments with 20 to 49 employees	2	X	X	X
	Establishments with 50 to 99 employees	—	X	X	X
	Establishments with 100 to 249 employees	1	X	X	X
	Establishments with 250 to 499 employees	—	X	X	X
	Establishments with 500 to 999 employees	—	X	X	X
	Establishments with 1,000 employees or more	—	X	X	X
622	Hospitals				
	All establishments	2	g	D	D
	Establishments with 1 to 4 employees	—	X	X	X
	Establishments with 5 to 9 employees	—	X	X	X
	Establishments with 10 to 19 employees	—	X	X	X
	Establishments with 20 to 49 employees	—	X	X	X
	Establishments with 50 to 99 employees	—	X	X	X
	Establishments with 100 to 249 employees	—	X	X	X
	Establishments with 250 to 499 employees	—	X	X	X
	Establishments with 500 to 999 employees	2	X	X	X
	Establishments with 1,000 employees or more	—	X	X	X

See footnotes at end of table.

Table 5. Establishments, Employees, and Payroll by Industry and Employment Size of Establishments by County: 2004—Con.

[Excludes most government employees, railroad employees, and self-employed persons. Size class 1 to 4 employees includes establishments having payroll, but no employees, during mid-March pay period. For meaning of abbreviations and symbols, see introductory text. For explanation of terms, see Appendix A. For statement on reliability, see the note at the end of the table and Appendix C]

NAICS code	Geography, kind of business, and employment size class	Establishments (number)	Paid employees for pay period including March 12 (number)	First-quarter payroll (\$1,000)	Annual payroll (\$1,000)
62	SALEM—Con.				
	Health care and social assistance—Con.				
622	Hospitals—Con.				
6221	General medical and surgical hospitals				
	All establishments	2	g	D	D
	Establishments with 1 to 4 employees	—	X	X	X
	Establishments with 5 to 9 employees	—	X	X	X
	Establishments with 10 to 19 employees	—	X	X	X
	Establishments with 20 to 49 employees	—	X	X	X
	Establishments with 50 to 99 employees	—	X	X	X
	Establishments with 100 to 249 employees	—	X	X	X
	Establishments with 250 to 499 employees	—	X	X	X
	Establishments with 500 to 999 employees	2	X	X	X
	Establishments with 1,000 employees or more	—	X	X	X
62211	General medical and surgical hospitals				
	All establishments	2	g	D	D
	Establishments with 1 to 4 employees	—	X	X	X
	Establishments with 5 to 9 employees	—	X	X	X
	Establishments with 10 to 19 employees	—	X	X	X
	Establishments with 20 to 49 employees	—	X	X	X
	Establishments with 50 to 99 employees	—	X	X	X
	Establishments with 100 to 249 employees	—	X	X	X
	Establishments with 250 to 499 employees	—	X	X	X
	Establishments with 500 to 999 employees	2	X	X	X
	Establishments with 1,000 employees or more	—	X	X	X
622110	General medical and surgical hospitals				
	All establishments	2	g	D	D
	Establishments with 1 to 4 employees	—	X	X	X
	Establishments with 5 to 9 employees	—	X	X	X
	Establishments with 10 to 19 employees	—	X	X	X
	Establishments with 20 to 49 employees	—	X	X	X
	Establishments with 50 to 99 employees	—	X	X	X
	Establishments with 100 to 249 employees	—	X	X	X
	Establishments with 250 to 499 employees	—	X	X	X
	Establishments with 500 to 999 employees	2	X	X	X
	Establishments with 1,000 employees or more	—	X	X	X
623	Nursing and residential care facilities				
	All establishments	15	970	5 144	21 442
	Establishments with 1 to 4 employees	2	X	X	X
	Establishments with 5 to 9 employees	2	X	X	X
	Establishments with 10 to 19 employees	2	X	X	X
	Establishments with 20 to 49 employees	3	X	X	X
	Establishments with 50 to 99 employees	—	X	X	X
	Establishments with 100 to 249 employees	6	X	X	X
	Establishments with 250 to 499 employees	—	X	X	X
	Establishments with 500 to 999 employees	—	X	X	X
	Establishments with 1,000 employees or more	—	X	X	X
6231	Nursing care facilities				
	All establishments	5	555	2 583	11 114
	Establishments with 1 to 4 employees	—	X	X	X
	Establishments with 5 to 9 employees	1	X	X	X
	Establishments with 10 to 19 employees	—	X	X	X
	Establishments with 20 to 49 employees	—	X	X	X
	Establishments with 50 to 99 employees	—	X	X	X
	Establishments with 100 to 249 employees	4	X	X	X
	Establishments with 250 to 499 employees	—	X	X	X
	Establishments with 500 to 999 employees	—	X	X	X
	Establishments with 1,000 employees or more	—	X	X	X
62311	Nursing care facilities				
	All establishments	5	555	2 583	11 114
	Establishments with 1 to 4 employees	—	X	X	X
	Establishments with 5 to 9 employees	1	X	X	X
	Establishments with 10 to 19 employees	—	X	X	X
	Establishments with 20 to 49 employees	—	X	X	X
	Establishments with 50 to 99 employees	—	X	X	X
	Establishments with 100 to 249 employees	4	X	X	X
	Establishments with 250 to 499 employees	—	X	X	X
	Establishments with 500 to 999 employees	—	X	X	X
	Establishments with 1,000 employees or more	—	X	X	X
623110	Nursing care facilities				
	All establishments	5	555	2 583	11 114
	Establishments with 1 to 4 employees	—	X	X	X
	Establishments with 5 to 9 employees	1	X	X	X
	Establishments with 10 to 19 employees	—	X	X	X
	Establishments with 20 to 49 employees	—	X	X	X
	Establishments with 50 to 99 employees	—	X	X	X
	Establishments with 100 to 249 employees	4	X	X	X
	Establishments with 250 to 499 employees	—	X	X	X
	Establishments with 500 to 999 employees	—	X	X	X
	Establishments with 1,000 employees or more	—	X	X	X

See footnotes at end of table.

Table 5. Establishments, Employees, and Payroll by Industry and Employment Size of Establishments by County: 2004—Con.

[Excludes most government employees, railroad employees, and self-employed persons. Size class 1 to 4 employees includes establishments having payroll, but no employees, during mid-March pay period. For meaning of abbreviations and symbols, see introductory text. For explanation of terms, see Appendix A. For statement on reliability, see the note at the end of the table and Appendix C]

NAICS code	Geography, kind of business, and employment size class	Establishments (number)	Paid employees for pay period including March 12 (number)	First-quarter payroll (\$1,000)	Annual payroll (\$1,000)
	SALEM—Con.				
62	Health care and social assistance—Con.				
623	Nursing and residential care facilities—Con.				
6233	Community care facilities for the elderly				
	All establishments	4	215	1 102	4 567
	Establishments with 1 to 4 employees	—	X	X	X
	Establishments with 5 to 9 employees	1	X	X	X
	Establishments with 10 to 19 employees	—	X	X	X
	Establishments with 20 to 49 employees	2	X	X	X
	Establishments with 50 to 99 employees	—	X	X	X
	Establishments with 100 to 249 employees	1	X	X	X
	Establishments with 250 to 499 employees	—	X	X	X
	Establishments with 500 to 999 employees	—	X	X	X
	Establishments with 1,000 employees or more	—	X	X	X
62331	Community care facilities for the elderly				
	All establishments	4	215	1 102	4 567
	Establishments with 1 to 4 employees	—	X	X	X
	Establishments with 5 to 9 employees	1	X	X	X
	Establishments with 10 to 19 employees	—	X	X	X
	Establishments with 20 to 49 employees	2	X	X	X
	Establishments with 50 to 99 employees	—	X	X	X
	Establishments with 100 to 249 employees	1	X	X	X
	Establishments with 250 to 499 employees	—	X	X	X
	Establishments with 500 to 999 employees	—	X	X	X
	Establishments with 1,000 employees or more	—	X	X	X
623311	Continuing care retirement communities				
	All establishments	2	c	D	D
	Establishments with 1 to 4 employees	—	X	X	X
	Establishments with 5 to 9 employees	—	X	X	X
	Establishments with 10 to 19 employees	—	X	X	X
	Establishments with 20 to 49 employees	1	X	X	X
	Establishments with 50 to 99 employees	—	X	X	X
	Establishments with 100 to 249 employees	1	X	X	X
	Establishments with 250 to 499 employees	—	X	X	X
	Establishments with 500 to 999 employees	—	X	X	X
	Establishments with 1,000 employees or more	—	X	X	X
6239	Other residential care facilities				
	All establishments	3	c	D	D
	Establishments with 1 to 4 employees	2	X	X	X
	Establishments with 5 to 9 employees	—	X	X	X
	Establishments with 10 to 19 employees	—	X	X	X
	Establishments with 20 to 49 employees	—	X	X	X
	Establishments with 50 to 99 employees	—	X	X	X
	Establishments with 100 to 249 employees	1	X	X	X
	Establishments with 250 to 499 employees	—	X	X	X
	Establishments with 500 to 999 employees	—	X	X	X
	Establishments with 1,000 employees or more	—	X	X	X
62399	Other residential care facilities				
	All establishments	3	c	D	D
	Establishments with 1 to 4 employees	2	X	X	X
	Establishments with 5 to 9 employees	—	X	X	X
	Establishments with 10 to 19 employees	—	X	X	X
	Establishments with 20 to 49 employees	—	X	X	X
	Establishments with 50 to 99 employees	—	X	X	X
	Establishments with 100 to 249 employees	1	X	X	X
	Establishments with 250 to 499 employees	—	X	X	X
	Establishments with 500 to 999 employees	—	X	X	X
	Establishments with 1,000 employees or more	—	X	X	X
623990	Other residential care facilities				
	All establishments	3	c	D	D
	Establishments with 1 to 4 employees	2	X	X	X
	Establishments with 5 to 9 employees	—	X	X	X
	Establishments with 10 to 19 employees	—	X	X	X
	Establishments with 20 to 49 employees	—	X	X	X
	Establishments with 50 to 99 employees	—	X	X	X
	Establishments with 100 to 249 employees	1	X	X	X
	Establishments with 250 to 499 employees	—	X	X	X
	Establishments with 500 to 999 employees	—	X	X	X
	Establishments with 1,000 employees or more	—	X	X	X
624	Social assistance				
	All establishments	30	626	1 903	7 925
	Establishments with 1 to 4 employees	7	X	X	X
	Establishments with 5 to 9 employees	8	X	X	X
	Establishments with 10 to 19 employees	8	X	X	X
	Establishments with 20 to 49 employees	5	X	X	X
	Establishments with 50 to 99 employees	1	X	X	X
	Establishments with 100 to 249 employees	1	X	X	X
	Establishments with 250 to 499 employees	—	X	X	X
	Establishments with 500 to 999 employees	—	X	X	X
	Establishments with 1,000 employees or more	—	X	X	X

See footnotes at end of table.

Table 5. Establishments, Employees, and Payroll by Industry and Employment Size of Establishments by County: 2004—Con.

[Excludes most government employees, railroad employees, and self-employed persons. Size class 1 to 4 employees includes establishments having payroll, but no employees, during mid-March pay period. For meaning of abbreviations and symbols, see introductory text. For explanation of terms, see Appendix A. For statement on reliability, see the note at the end of the table and Appendix C]

NAICS code	Geography, kind of business, and employment size class	Establishments (number)	Paid employees for pay period including March 12 (number)	First-quarter payroll (\$1,000)	Annual payroll (\$1,000)
	SALEM—Con.				
62	Health care and social assistance—Con.				
624	Social assistance—Con.				
6241	Individual and family services				
	All establishments	8	c	D	D
	Establishments with 1 to 4 employees	4	X	X	X
	Establishments with 5 to 9 employees	1	X	X	X
	Establishments with 10 to 19 employees	1	X	X	X
	Establishments with 20 to 49 employees	1	X	X	X
	Establishments with 50 to 99 employees	1	X	X	X
	Establishments with 100 to 249 employees	—	X	X	X
	Establishments with 250 to 499 employees	—	X	X	X
	Establishments with 500 to 999 employees	—	X	X	X
	Establishments with 1,000 employees or more	—	X	X	X
62419	Other individual and family services				
	All establishments	5	132	871	3 684
	Establishments with 1 to 4 employees	1	X	X	X
	Establishments with 5 to 9 employees	1	X	X	X
	Establishments with 10 to 19 employees	1	X	X	X
	Establishments with 20 to 49 employees	1	X	X	X
	Establishments with 50 to 99 employees	1	X	X	X
	Establishments with 100 to 249 employees	—	X	X	X
	Establishments with 250 to 499 employees	—	X	X	X
	Establishments with 500 to 999 employees	—	X	X	X
	Establishments with 1,000 employees or more	—	X	X	X
624190	Other individual and family services				
	All establishments	5	132	871	3 684
	Establishments with 1 to 4 employees	1	X	X	X
	Establishments with 5 to 9 employees	1	X	X	X
	Establishments with 10 to 19 employees	1	X	X	X
	Establishments with 20 to 49 employees	1	X	X	X
	Establishments with 50 to 99 employees	1	X	X	X
	Establishments with 100 to 249 employees	—	X	X	X
	Establishments with 250 to 499 employees	—	X	X	X
	Establishments with 500 to 999 employees	—	X	X	X
	Establishments with 1,000 employees or more	—	X	X	X
6243	Vocational rehabilitation services				
	All establishments	1	c	D	D
	Establishments with 1 to 4 employees	—	X	X	X
	Establishments with 5 to 9 employees	—	X	X	X
	Establishments with 10 to 19 employees	—	X	X	X
	Establishments with 20 to 49 employees	—	X	X	X
	Establishments with 50 to 99 employees	—	X	X	X
	Establishments with 100 to 249 employees	1	X	X	X
	Establishments with 250 to 499 employees	—	X	X	X
	Establishments with 500 to 999 employees	—	X	X	X
	Establishments with 1,000 employees or more	—	X	X	X
62431	Vocational rehabilitation services				
	All establishments	1	c	D	D
	Establishments with 1 to 4 employees	—	X	X	X
	Establishments with 5 to 9 employees	—	X	X	X
	Establishments with 10 to 19 employees	—	X	X	X
	Establishments with 20 to 49 employees	—	X	X	X
	Establishments with 50 to 99 employees	—	X	X	X
	Establishments with 100 to 249 employees	1	X	X	X
	Establishments with 250 to 499 employees	—	X	X	X
	Establishments with 500 to 999 employees	—	X	X	X
	Establishments with 1,000 employees or more	—	X	X	X
624310	Vocational rehabilitation services				
	All establishments	1	c	D	D
	Establishments with 1 to 4 employees	—	X	X	X
	Establishments with 5 to 9 employees	—	X	X	X
	Establishments with 10 to 19 employees	—	X	X	X
	Establishments with 20 to 49 employees	—	X	X	X
	Establishments with 50 to 99 employees	—	X	X	X
	Establishments with 100 to 249 employees	1	X	X	X
	Establishments with 250 to 499 employees	—	X	X	X
	Establishments with 500 to 999 employees	—	X	X	X
	Establishments with 1,000 employees or more	—	X	X	X
6244	Child day care services				
	All establishments	19	262	622	2 636
	Establishments with 1 to 4 employees	2	X	X	X
	Establishments with 5 to 9 employees	6	X	X	X
	Establishments with 10 to 19 employees	7	X	X	X
	Establishments with 20 to 49 employees	4	X	X	X
	Establishments with 50 to 99 employees	—	X	X	X
	Establishments with 100 to 249 employees	—	X	X	X
	Establishments with 250 to 499 employees	—	X	X	X
	Establishments with 500 to 999 employees	—	X	X	X
	Establishments with 1,000 employees or more	—	X	X	X

See footnotes at end of table.

Table 5. Establishments, Employees, and Payroll by Industry and Employment Size of Establishments by County: 2004—Con.

[Excludes most government employees, railroad employees, and self-employed persons. Size class 1 to 4 employees includes establishments having payroll, but no employees, during mid-March pay period. For meaning of abbreviations and symbols, see introductory text. For explanation of terms, see Appendix A. For statement on reliability, see the note at the end of the table and Appendix C]

NAICS code	Geography, kind of business, and employment size class	Establishments (number)	Paid employees for pay period including March 12 (number)	First-quarter payroll (\$1,000)	Annual payroll (\$1,000)
62	SALEM—Con.				
	Health care and social assistance—Con.				
624	Social assistance—Con.				
6244	Child day care services—Con.				
62441	Child day care services				
	All establishments	19	262	622	2 636
	Establishments with 1 to 4 employees	2	X	X	X
	Establishments with 5 to 9 employees	6	X	X	X
	Establishments with 10 to 19 employees	7	X	X	X
	Establishments with 20 to 49 employees	4	X	X	X
	Establishments with 50 to 99 employees	—	X	X	X
	Establishments with 100 to 249 employees	—	X	X	X
	Establishments with 250 to 499 employees	—	X	X	X
	Establishments with 500 to 999 employees	—	X	X	X
	Establishments with 1,000 employees or more	—	X	X	X
624410	Child day care services				
	All establishments	19	262	622	2 636
	Establishments with 1 to 4 employees	2	X	X	X
	Establishments with 5 to 9 employees	6	X	X	X
	Establishments with 10 to 19 employees	7	X	X	X
	Establishments with 20 to 49 employees	4	X	X	X
	Establishments with 50 to 99 employees	—	X	X	X
	Establishments with 100 to 249 employees	—	X	X	X
	Establishments with 250 to 499 employees	—	X	X	X
	Establishments with 500 to 999 employees	—	X	X	X
	Establishments with 1,000 employees or more	—	X	X	X
71	Arts, entertainment, and recreation				
	All establishments	23	c	D	D
	Establishments with 1 to 4 employees	11	X	X	X
	Establishments with 5 to 9 employees	7	X	X	X
	Establishments with 10 to 19 employees	3	X	X	X
	Establishments with 20 to 49 employees	2	X	X	X
	Establishments with 50 to 99 employees	—	X	X	X
	Establishments with 100 to 249 employees	—	X	X	X
	Establishments with 250 to 499 employees	—	X	X	X
	Establishments with 500 to 999 employees	—	X	X	X
	Establishments with 1,000 employees or more	—	X	X	X
713	Amusement, gambling, and recreation industries				
	All establishments	21	c	D	D
	Establishments with 1 to 4 employees	10	X	X	X
	Establishments with 5 to 9 employees	6	X	X	X
	Establishments with 10 to 19 employees	3	X	X	X
	Establishments with 20 to 49 employees	2	X	X	X
	Establishments with 50 to 99 employees	—	X	X	X
	Establishments with 100 to 249 employees	—	X	X	X
	Establishments with 250 to 499 employees	—	X	X	X
	Establishments with 500 to 999 employees	—	X	X	X
	Establishments with 1,000 employees or more	—	X	X	X
7139	Other amusement and recreation services				
	All establishments	21	c	D	D
	Establishments with 1 to 4 employees	10	X	X	X
	Establishments with 5 to 9 employees	6	X	X	X
	Establishments with 10 to 19 employees	3	X	X	X
	Establishments with 20 to 49 employees	2	X	X	X
	Establishments with 50 to 99 employees	—	X	X	X
	Establishments with 100 to 249 employees	—	X	X	X
	Establishments with 250 to 499 employees	—	X	X	X
	Establishments with 500 to 999 employees	—	X	X	X
	Establishments with 1,000 employees or more	—	X	X	X
72	Accommodation and food services				
	All establishments	107	1 701	4 926	22 387
	Establishments with 1 to 4 employees	42	X	X	X
	Establishments with 5 to 9 employees	16	X	X	X
	Establishments with 10 to 19 employees	19	X	X	X
	Establishments with 20 to 49 employees	22	X	X	X
	Establishments with 50 to 99 employees	7	X	X	X
	Establishments with 100 to 249 employees	1	X	X	X
	Establishments with 250 to 499 employees	—	X	X	X
	Establishments with 500 to 999 employees	—	X	X	X
	Establishments with 1,000 employees or more	—	X	X	X
721	Accommodation				
	All establishments	13	215	735	3 323
	Establishments with 1 to 4 employees	6	X	X	X
	Establishments with 5 to 9 employees	—	X	X	X
	Establishments with 10 to 19 employees	4	X	X	X
	Establishments with 20 to 49 employees	2	X	X	X
	Establishments with 50 to 99 employees	1	X	X	X
	Establishments with 100 to 249 employees	—	X	X	X
	Establishments with 250 to 499 employees	—	X	X	X
	Establishments with 500 to 999 employees	—	X	X	X
	Establishments with 1,000 employees or more	—	X	X	X

See footnotes at end of table.

Table 5. Establishments, Employees, and Payroll by Industry and Employment Size of Establishments by County: 2004—Con.

[Excludes most government employees, railroad employees, and self-employed persons. Size class 1 to 4 employees includes establishments having payroll, but no employees, during mid-March pay period. For meaning of abbreviations and symbols, see introductory text. For explanation of terms, see Appendix A. For statement on reliability, see the note at the end of the table and Appendix C]

NAICS code	Geography, kind of business, and employment size class	Establishments (number)	Paid employees for pay period including March 12 (number)	First-quarter payroll (\$1,000)	Annual payroll (\$1,000)
72	SALEM—Con.				
	Accommodation and food services—Con.				
721	Accommodation—Con.				
7211	Traveler accommodation				
	All establishments	9	188	674	2 834
	Establishments with 1 to 4 employees	4	X	X	X
	Establishments with 5 to 9 employees	—	X	X	X
	Establishments with 10 to 19 employees	2	X	X	X
	Establishments with 20 to 49 employees	2	X	X	X
	Establishments with 50 to 99 employees	1	X	X	X
	Establishments with 100 to 249 employees	—	X	X	X
	Establishments with 250 to 499 employees	—	X	X	X
	Establishments with 500 to 999 employees	—	X	X	X
	Establishments with 1,000 employees or more	—	X	X	X
72111	Hotels (except casino hotels) and motels				
	All establishments	9	188	674	2 834
	Establishments with 1 to 4 employees	4	X	X	X
	Establishments with 5 to 9 employees	—	X	X	X
	Establishments with 10 to 19 employees	2	X	X	X
	Establishments with 20 to 49 employees	2	X	X	X
	Establishments with 50 to 99 employees	1	X	X	X
	Establishments with 100 to 249 employees	—	X	X	X
	Establishments with 250 to 499 employees	—	X	X	X
	Establishments with 500 to 999 employees	—	X	X	X
	Establishments with 1,000 employees or more	—	X	X	X
721110	Hotels (except casino hotels) and motels				
	All establishments	9	188	674	2 834
	Establishments with 1 to 4 employees	4	X	X	X
	Establishments with 5 to 9 employees	—	X	X	X
	Establishments with 10 to 19 employees	2	X	X	X
	Establishments with 20 to 49 employees	2	X	X	X
	Establishments with 50 to 99 employees	1	X	X	X
	Establishments with 100 to 249 employees	—	X	X	X
	Establishments with 250 to 499 employees	—	X	X	X
	Establishments with 500 to 999 employees	—	X	X	X
	Establishments with 1,000 employees or more	—	X	X	X
722	Food services and drinking places				
	All establishments	94	1 486	4 191	19 064
	Establishments with 1 to 4 employees	36	X	X	X
	Establishments with 5 to 9 employees	16	X	X	X
	Establishments with 10 to 19 employees	15	X	X	X
	Establishments with 20 to 49 employees	20	X	X	X
	Establishments with 50 to 99 employees	6	X	X	X
	Establishments with 100 to 249 employees	1	X	X	X
	Establishments with 250 to 499 employees	—	X	X	X
	Establishments with 500 to 999 employees	—	X	X	X
	Establishments with 1,000 employees or more	—	X	X	X
7221	Full-service restaurants				
	All establishments	21	538	1 637	7 114
	Establishments with 1 to 4 employees	4	X	X	X
	Establishments with 5 to 9 employees	3	X	X	X
	Establishments with 10 to 19 employees	5	X	X	X
	Establishments with 20 to 49 employees	6	X	X	X
	Establishments with 50 to 99 employees	2	X	X	X
	Establishments with 100 to 249 employees	1	X	X	X
	Establishments with 250 to 499 employees	—	X	X	X
	Establishments with 500 to 999 employees	—	X	X	X
	Establishments with 1,000 employees or more	—	X	X	X
72211	Full-service restaurants				
	All establishments	21	538	1 637	7 114
	Establishments with 1 to 4 employees	4	X	X	X
	Establishments with 5 to 9 employees	3	X	X	X
	Establishments with 10 to 19 employees	5	X	X	X
	Establishments with 20 to 49 employees	6	X	X	X
	Establishments with 50 to 99 employees	2	X	X	X
	Establishments with 100 to 249 employees	1	X	X	X
	Establishments with 250 to 499 employees	—	X	X	X
	Establishments with 500 to 999 employees	—	X	X	X
	Establishments with 1,000 employees or more	—	X	X	X
722110	Full-service restaurants				
	All establishments	21	538	1 637	7 114
	Establishments with 1 to 4 employees	4	X	X	X
	Establishments with 5 to 9 employees	3	X	X	X
	Establishments with 10 to 19 employees	5	X	X	X
	Establishments with 20 to 49 employees	6	X	X	X
	Establishments with 50 to 99 employees	2	X	X	X
	Establishments with 100 to 249 employees	1	X	X	X
	Establishments with 250 to 499 employees	—	X	X	X
	Establishments with 500 to 999 employees	—	X	X	X
	Establishments with 1,000 employees or more	—	X	X	X

See footnotes at end of table.

Table 5. Establishments, Employees, and Payroll by Industry and Employment Size of Establishments by County: 2004—Con.

[Excludes most government employees, railroad employees, and self-employed persons. Size class 1 to 4 employees includes establishments having payroll, but no employees, during mid-March pay period. For meaning of abbreviations and symbols, see introductory text. For explanation of terms, see Appendix A. For statement on reliability, see the note at the end of the table and Appendix C]

NAICS code	Geography, kind of business, and employment size class	Establishments (number)	Paid employees for pay period including March 12 (number)	First-quarter payroll (\$1,000)	Annual payroll (\$1,000)
72	SALEM—Con.				
	Accommodation and food services—Con.				
722	Food services and drinking places—Con.				
7222	Limited-service eating places				
	All establishments	50	673	1 710	8 706
	Establishments with 1 to 4 employees	25	X	X	X
	Establishments with 5 to 9 employees	7	X	X	X
	Establishments with 10 to 19 employees	7	X	X	X
	Establishments with 20 to 49 employees	7	X	X	X
	Establishments with 50 to 99 employees	4	X	X	X
	Establishments with 100 to 249 employees	—	X	X	X
	Establishments with 250 to 499 employees	—	X	X	X
	Establishments with 500 to 999 employees	—	X	X	X
	Establishments with 1,000 employees or more	—	X	X	X
72221	Limited-service eating places				
	All establishments	50	673	1 710	8 706
	Establishments with 1 to 4 employees	25	X	X	X
	Establishments with 5 to 9 employees	7	X	X	X
	Establishments with 10 to 19 employees	7	X	X	X
	Establishments with 20 to 49 employees	7	X	X	X
	Establishments with 50 to 99 employees	4	X	X	X
	Establishments with 100 to 249 employees	—	X	X	X
	Establishments with 250 to 499 employees	—	X	X	X
	Establishments with 500 to 999 employees	—	X	X	X
	Establishments with 1,000 employees or more	—	X	X	X
722211	Limited-service restaurants				
	All establishments	42	653	1 691	8 463
	Establishments with 1 to 4 employees	19	X	X	X
	Establishments with 5 to 9 employees	6	X	X	X
	Establishments with 10 to 19 employees	6	X	X	X
	Establishments with 20 to 49 employees	7	X	X	X
	Establishments with 50 to 99 employees	4	X	X	X
	Establishments with 100 to 249 employees	—	X	X	X
	Establishments with 250 to 499 employees	—	X	X	X
	Establishments with 500 to 999 employees	—	X	X	X
	Establishments with 1,000 employees or more	—	X	X	X
7223	Special food services				
	All establishments	13	208	718	2 796
	Establishments with 1 to 4 employees	5	X	X	X
	Establishments with 5 to 9 employees	—	X	X	X
	Establishments with 10 to 19 employees	1	X	X	X
	Establishments with 20 to 49 employees	7	X	X	X
	Establishments with 50 to 99 employees	—	X	X	X
	Establishments with 100 to 249 employees	—	X	X	X
	Establishments with 250 to 499 employees	—	X	X	X
	Establishments with 500 to 999 employees	—	X	X	X
	Establishments with 1,000 employees or more	—	X	X	X
72231	Food service contractors				
	All establishments	12	c	D	D
	Establishments with 1 to 4 employees	4	X	X	X
	Establishments with 5 to 9 employees	—	X	X	X
	Establishments with 10 to 19 employees	1	X	X	X
	Establishments with 20 to 49 employees	7	X	X	X
	Establishments with 50 to 99 employees	—	X	X	X
	Establishments with 100 to 249 employees	—	X	X	X
	Establishments with 250 to 499 employees	—	X	X	X
	Establishments with 500 to 999 employees	—	X	X	X
	Establishments with 1,000 employees or more	—	X	X	X
722310	Food service contractors				
	All establishments	12	c	D	D
	Establishments with 1 to 4 employees	4	X	X	X
	Establishments with 5 to 9 employees	—	X	X	X
	Establishments with 10 to 19 employees	1	X	X	X
	Establishments with 20 to 49 employees	7	X	X	X
	Establishments with 50 to 99 employees	—	X	X	X
	Establishments with 100 to 249 employees	—	X	X	X
	Establishments with 250 to 499 employees	—	X	X	X
	Establishments with 500 to 999 employees	—	X	X	X
	Establishments with 1,000 employees or more	—	X	X	X
81	Other services (except public administration)				
	All establishments	179	f	D	D
	Establishments with 1 to 4 employees	135	X	X	X
	Establishments with 5 to 9 employees	33	X	X	X
	Establishments with 10 to 19 employees	9	X	X	X
	Establishments with 20 to 49 employees	2	X	X	X
	Establishments with 50 to 99 employees	—	X	X	X
	Establishments with 100 to 249 employees	—	X	X	X
	Establishments with 250 to 499 employees	—	X	X	X
	Establishments with 500 to 999 employees	—	X	X	X
	Establishments with 1,000 employees or more	—	X	X	X

See footnotes at end of table.

Table 5. Establishments, Employees, and Payroll by Industry and Employment Size of Establishments by County: 2004—Con.

[Excludes most government employees, railroad employees, and self-employed persons. Size class 1 to 4 employees includes establishments having payroll, but no employees, during mid-March pay period. For meaning of abbreviations and symbols, see introductory text. For explanation of terms, see Appendix A. For statement on reliability, see the note at the end of the table and Appendix C]

NAICS code	Geography, kind of business, and employment size class	Establishments (number)	Paid employees for pay period including March 12 (number)	First-quarter payroll (\$1,000)	Annual payroll (\$1,000)
81	SALEM—Con.				
	Other services (except public administration)—Con.				
811	Repair and maintenance				
	All establishments	46	c	D	D
	Establishments with 1 to 4 employees	34	X	X	X
	Establishments with 5 to 9 employees	9	X	X	X
	Establishments with 10 to 19 employees	2	X	X	X
	Establishments with 20 to 49 employees	1	X	X	X
	Establishments with 50 to 99 employees	—	X	X	X
	Establishments with 100 to 249 employees	—	X	X	X
	Establishments with 250 to 499 employees	—	X	X	X
	Establishments with 500 to 999 employees	—	X	X	X
	Establishments with 1,000 employees or more	—	X	X	X
8111	Automotive repair and maintenance				
	All establishments	32	c	D	D
	Establishments with 1 to 4 employees	24	X	X	X
	Establishments with 5 to 9 employees	7	X	X	X
	Establishments with 10 to 19 employees	1	X	X	X
	Establishments with 20 to 49 employees	—	X	X	X
	Establishments with 50 to 99 employees	—	X	X	X
	Establishments with 100 to 249 employees	—	X	X	X
	Establishments with 250 to 499 employees	—	X	X	X
	Establishments with 500 to 999 employees	—	X	X	X
	Establishments with 1,000 employees or more	—	X	X	X
812	Personal and laundry services				
	All establishments	58	151	432	1 986
	Establishments with 1 to 4 employees	52	X	X	X
	Establishments with 5 to 9 employees	4	X	X	X
	Establishments with 10 to 19 employees	2	X	X	X
	Establishments with 20 to 49 employees	—	X	X	X
	Establishments with 50 to 99 employees	—	X	X	X
	Establishments with 100 to 249 employees	—	X	X	X
	Establishments with 250 to 499 employees	—	X	X	X
	Establishments with 500 to 999 employees	—	X	X	X
	Establishments with 1,000 employees or more	—	X	X	X
8121	Personal care services				
	All establishments	40	117	279	1 348
	Establishments with 1 to 4 employees	34	X	X	X
	Establishments with 5 to 9 employees	4	X	X	X
	Establishments with 10 to 19 employees	2	X	X	X
	Establishments with 20 to 49 employees	—	X	X	X
	Establishments with 50 to 99 employees	—	X	X	X
	Establishments with 100 to 249 employees	—	X	X	X
	Establishments with 250 to 499 employees	—	X	X	X
	Establishments with 500 to 999 employees	—	X	X	X
	Establishments with 1,000 employees or more	—	X	X	X
81211	Hair, nail, and skin care services				
	All establishments	38	c	D	D
	Establishments with 1 to 4 employees	34	X	X	X
	Establishments with 5 to 9 employees	3	X	X	X
	Establishments with 10 to 19 employees	1	X	X	X
	Establishments with 20 to 49 employees	—	X	X	X
	Establishments with 50 to 99 employees	—	X	X	X
	Establishments with 100 to 249 employees	—	X	X	X
	Establishments with 250 to 499 employees	—	X	X	X
	Establishments with 500 to 999 employees	—	X	X	X
	Establishments with 1,000 employees or more	—	X	X	X
813	Religious, grantmaking, civic, professional, and similar organizations				
	All establishments	75	e	D	D
	Establishments with 1 to 4 employees	49	X	X	X
	Establishments with 5 to 9 employees	20	X	X	X
	Establishments with 10 to 19 employees	5	X	X	X
	Establishments with 20 to 49 employees	1	X	X	X
	Establishments with 50 to 99 employees	—	X	X	X
	Establishments with 100 to 249 employees	—	X	X	X
	Establishments with 250 to 499 employees	—	X	X	X
	Establishments with 500 to 999 employees	—	X	X	X
	Establishments with 1,000 employees or more	—	X	X	X
8131	Religious organizations				
	All establishments	53	231	611	2 491
	Establishments with 1 to 4 employees	31	X	X	X
	Establishments with 5 to 9 employees	19	X	X	X
	Establishments with 10 to 19 employees	3	X	X	X
	Establishments with 20 to 49 employees	—	X	X	X
	Establishments with 50 to 99 employees	—	X	X	X
	Establishments with 100 to 249 employees	—	X	X	X
	Establishments with 250 to 499 employees	—	X	X	X
	Establishments with 500 to 999 employees	—	X	X	X
	Establishments with 1,000 employees or more	—	X	X	X

See footnotes at end of table.

Table 5. Establishments, Employees, and Payroll by Industry and Employment Size of Establishments by County: 2004—Con.

[Excludes most government employees, railroad employees, and self-employed persons. Size class 1 to 4 employees includes establishments having payroll, but no employees, during mid-March pay period. For meaning of abbreviations and symbols, see introductory text. For explanation of terms, see Appendix A. For statement on reliability, see the note at the end of the table and Appendix C]

NAICS code	Geography, kind of business, and employment size class	Establishments (number)	Paid employees for pay period including March 12 (number)	First-quarter payroll (\$1,000)	Annual payroll (\$1,000)
	SALEM—Con.				
81	Other services (except public administration)—Con.				
813	Religious, grantmaking, civic, professional, and similar organizations—Con.				
8131	Religious organizations—Con.				
81311	Religious organizations				
	All establishments	53	231	611	2 491
	Establishments with 1 to 4 employees	31	X	X	X
	Establishments with 5 to 9 employees	19	X	X	X
	Establishments with 10 to 19 employees	3	X	X	X
	Establishments with 20 to 49 employees	—	X	X	X
	Establishments with 50 to 99 employees	—	X	X	X
	Establishments with 100 to 249 employees	—	X	X	X
	Establishments with 250 to 499 employees	—	X	X	X
	Establishments with 500 to 999 employees	—	X	X	X
	Establishments with 1,000 employees or more	—	X	X	X
813110	Religious organizations				
	All establishments	53	231	611	2 491
	Establishments with 1 to 4 employees	31	X	X	X
	Establishments with 5 to 9 employees	19	X	X	X
	Establishments with 10 to 19 employees	3	X	X	X
	Establishments with 20 to 49 employees	—	X	X	X
	Establishments with 50 to 99 employees	—	X	X	X
	Establishments with 100 to 249 employees	—	X	X	X
	Establishments with 250 to 499 employees	—	X	X	X
	Establishments with 500 to 999 employees	—	X	X	X
	Establishments with 1,000 employees or more	—	X	X	X
99	Industries not classified				
	All establishments	13	b	D	D
	Establishments with 1 to 4 employees	11	X	X	X
	Establishments with 5 to 9 employees	1	X	X	X
	Establishments with 10 to 19 employees	1	X	X	X
	Establishments with 20 to 49 employees	—	X	X	X
	Establishments with 50 to 99 employees	—	X	X	X
	Establishments with 100 to 249 employees	—	X	X	X
	Establishments with 250 to 499 employees	—	X	X	X
	Establishments with 500 to 999 employees	—	X	X	X
	Establishments with 1,000 employees or more	—	X	X	X
	SOMERSET				
	Total for all sectors				
	All establishments	9 896	174 859	2 796 375	10 267 205
	Establishments with 1 to 4 employees	5 723	X	X	X
	Establishments with 5 to 9 employees	1 693	X	X	X
	Establishments with 10 to 19 employees	1 131	X	X	X
	Establishments with 20 to 49 employees	747	X	X	X
	Establishments with 50 to 99 employees	313	X	X	X
	Establishments with 100 to 249 employees	196	X	X	X
	Establishments with 250 to 499 employees	55	X	X	X
	Establishments with 500 to 999 employees	20	X	X	X
	Establishments with 1,000 employees or more	18	X	X	X
11	Forestry, fishing & hunting, and agricultural support services (NAICS 113-115)				
	All establishments	13	b	D	D
	Establishments with 1 to 4 employees	12	X	X	X
	Establishments with 5 to 9 employees	1	X	X	X
	Establishments with 10 to 19 employees	—	X	X	X
	Establishments with 20 to 49 employees	—	X	X	X
	Establishments with 50 to 99 employees	—	X	X	X
	Establishments with 100 to 249 employees	—	X	X	X
	Establishments with 250 to 499 employees	—	X	X	X
	Establishments with 500 to 999 employees	—	X	X	X
	Establishments with 1,000 employees or more	—	X	X	X
21	Mining				
	All establishments	7	394	5 197	25 379
	Establishments with 1 to 4 employees	2	X	X	X
	Establishments with 5 to 9 employees	2	X	X	X
	Establishments with 10 to 19 employees	—	X	X	X
	Establishments with 20 to 49 employees	1	X	X	X
	Establishments with 50 to 99 employees	1	X	X	X
	Establishments with 100 to 249 employees	1	X	X	X
	Establishments with 250 to 499 employees	—	X	X	X
	Establishments with 500 to 999 employees	—	X	X	X
	Establishments with 1,000 employees or more	—	X	X	X
212	Mining (except oil and gas)				

See footnotes at end of table.

Table 5. Establishments, Employees, and Payroll by Industry and Employment Size of Establishments by County: 2004—Con.

[Excludes most government employees, railroad employees, and self-employed persons. Size class 1 to 4 employees includes establishments having payroll, but no employees, during mid-March pay period. For meaning of abbreviations and symbols, see introductory text. For explanation of terms, see Appendix A. For statement on reliability, see the note at the end of the table and Appendix C]

NAICS code	Geography, kind of business, and employment size class	Establishments (number)	Paid employees for pay period including March 12 (number)	First-quarter payroll (\$1,000)	Annual payroll (\$1,000)
	SOMERSET—Con.				
21	Mining—Con.				
212	Mining (except oil and gas)—Con.				
	All establishments	4	376	5 050	24 792
	Establishments with 1 to 4 employees	1	X	X	X
	Establishments with 5 to 9 employees	—	X	X	X
	Establishments with 10 to 19 employees	—	X	X	X
	Establishments with 20 to 49 employees	1	X	X	X
	Establishments with 50 to 99 employees	1	X	X	X
	Establishments with 100 to 249 employees	1	X	X	X
	Establishments with 250 to 499 employees	—	X	X	X
	Establishments with 500 to 999 employees	—	X	X	X
	Establishments with 1,000 employees or more	—	X	X	X
2123	Nonmetallic mineral mining and quarrying				
	All establishments	4	376	5 050	24 792
	Establishments with 1 to 4 employees	1	X	X	X
	Establishments with 5 to 9 employees	—	X	X	X
	Establishments with 10 to 19 employees	—	X	X	X
	Establishments with 20 to 49 employees	1	X	X	X
	Establishments with 50 to 99 employees	1	X	X	X
	Establishments with 100 to 249 employees	1	X	X	X
	Establishments with 250 to 499 employees	—	X	X	X
	Establishments with 500 to 999 employees	—	X	X	X
	Establishments with 1,000 employees or more	—	X	X	X
21231	Stone mining and quarrying				
	All establishments	3	e	D	D
	Establishments with 1 to 4 employees	—	X	X	X
	Establishments with 5 to 9 employees	—	X	X	X
	Establishments with 10 to 19 employees	—	X	X	X
	Establishments with 20 to 49 employees	1	X	X	X
	Establishments with 50 to 99 employees	1	X	X	X
	Establishments with 100 to 249 employees	1	X	X	X
	Establishments with 250 to 499 employees	—	X	X	X
	Establishments with 500 to 999 employees	—	X	X	X
	Establishments with 1,000 employees or more	—	X	X	X
212319	Other crushed and broken stone mining and quarrying				
	All establishments	3	e	D	D
	Establishments with 1 to 4 employees	—	X	X	X
	Establishments with 5 to 9 employees	—	X	X	X
	Establishments with 10 to 19 employees	—	X	X	X
	Establishments with 20 to 49 employees	1	X	X	X
	Establishments with 50 to 99 employees	1	X	X	X
	Establishments with 100 to 249 employees	1	X	X	X
	Establishments with 250 to 499 employees	—	X	X	X
	Establishments with 500 to 999 employees	—	X	X	X
	Establishments with 1,000 employees or more	—	X	X	X
22	Utilities				
	All establishments	12	900	17 188	70 405
	Establishments with 1 to 4 employees	1	X	X	X
	Establishments with 5 to 9 employees	1	X	X	X
	Establishments with 10 to 19 employees	2	X	X	X
	Establishments with 20 to 49 employees	3	X	X	X
	Establishments with 50 to 99 employees	3	X	X	X
	Establishments with 100 to 249 employees	1	X	X	X
	Establishments with 250 to 499 employees	1	X	X	X
	Establishments with 500 to 999 employees	—	X	X	X
	Establishments with 1,000 employees or more	—	X	X	X
221	Utilities				
	All establishments	12	900	17 188	70 405
	Establishments with 1 to 4 employees	1	X	X	X
	Establishments with 5 to 9 employees	1	X	X	X
	Establishments with 10 to 19 employees	2	X	X	X
	Establishments with 20 to 49 employees	3	X	X	X
	Establishments with 50 to 99 employees	3	X	X	X
	Establishments with 100 to 249 employees	1	X	X	X
	Establishments with 250 to 499 employees	1	X	X	X
	Establishments with 500 to 999 employees	—	X	X	X
	Establishments with 1,000 employees or more	—	X	X	X
2211	Electric power generation, transmission, and distribution				
	All establishments	4	e	D	D
	Establishments with 1 to 4 employees	1	X	X	X
	Establishments with 5 to 9 employees	1	X	X	X
	Establishments with 10 to 19 employees	—	X	X	X
	Establishments with 20 to 49 employees	1	X	X	X
	Establishments with 50 to 99 employees	—	X	X	X
	Establishments with 100 to 249 employees	—	X	X	X
	Establishments with 250 to 499 employees	1	X	X	X
	Establishments with 500 to 999 employees	—	X	X	X
	Establishments with 1,000 employees or more	—	X	X	X

See footnotes at end of table.

Table 5. Establishments, Employees, and Payroll by Industry and Employment Size of Establishments by County: 2004—Con.

[Excludes most government employees, railroad employees, and self-employed persons. Size class 1 to 4 employees includes establishments having payroll, but no employees, during mid-March pay period. For meaning of abbreviations and symbols, see introductory text. For explanation of terms, see Appendix A. For statement on reliability, see the note at the end of the table and Appendix C]

NAICS code	Geography, kind of business, and employment size class	Establishments (number)	Paid employees for pay period including March 12 (number)	First-quarter payroll (\$1,000)	Annual payroll (\$1,000)
	SOMERSET—Con.				
22	Utilities—Con.				
221	Utilities—Con.				
2211	Electric power generation, transmission, and distribution—Con.				
22111	Electric power generation				
	All establishments	3	e	D	D
	Establishments with 1 to 4 employees	—	X	X	X
	Establishments with 5 to 9 employees	1	X	X	X
	Establishments with 10 to 19 employees	—	X	X	X
	Establishments with 20 to 49 employees	1	X	X	X
	Establishments with 50 to 99 employees	—	X	X	X
	Establishments with 100 to 249 employees	—	X	X	X
	Establishments with 250 to 499 employees	1	X	X	X
	Establishments with 500 to 999 employees	—	X	X	X
	Establishments with 1,000 employees or more	—	X	X	X
221112	Fossil fuel electric power generation				
	All establishments	3	e	D	D
	Establishments with 1 to 4 employees	—	X	X	X
	Establishments with 5 to 9 employees	1	X	X	X
	Establishments with 10 to 19 employees	—	X	X	X
	Establishments with 20 to 49 employees	1	X	X	X
	Establishments with 50 to 99 employees	—	X	X	X
	Establishments with 100 to 249 employees	—	X	X	X
	Establishments with 250 to 499 employees	1	X	X	X
	Establishments with 500 to 999 employees	—	X	X	X
	Establishments with 1,000 employees or more	—	X	X	X
2212	Natural gas distribution				
	All establishments	3	c	D	D
	Establishments with 1 to 4 employees	—	X	X	X
	Establishments with 5 to 9 employees	—	X	X	X
	Establishments with 10 to 19 employees	—	X	X	X
	Establishments with 20 to 49 employees	1	X	X	X
	Establishments with 50 to 99 employees	2	X	X	X
	Establishments with 100 to 249 employees	—	X	X	X
	Establishments with 250 to 499 employees	—	X	X	X
	Establishments with 500 to 999 employees	—	X	X	X
	Establishments with 1,000 employees or more	—	X	X	X
22121	Natural gas distribution				
	All establishments	3	c	D	D
	Establishments with 1 to 4 employees	—	X	X	X
	Establishments with 5 to 9 employees	—	X	X	X
	Establishments with 10 to 19 employees	—	X	X	X
	Establishments with 20 to 49 employees	1	X	X	X
	Establishments with 50 to 99 employees	2	X	X	X
	Establishments with 100 to 249 employees	—	X	X	X
	Establishments with 250 to 499 employees	—	X	X	X
	Establishments with 500 to 999 employees	—	X	X	X
	Establishments with 1,000 employees or more	—	X	X	X
221210	Natural gas distribution				
	All establishments	3	c	D	D
	Establishments with 1 to 4 employees	—	X	X	X
	Establishments with 5 to 9 employees	—	X	X	X
	Establishments with 10 to 19 employees	—	X	X	X
	Establishments with 20 to 49 employees	1	X	X	X
	Establishments with 50 to 99 employees	2	X	X	X
	Establishments with 100 to 249 employees	—	X	X	X
	Establishments with 250 to 499 employees	—	X	X	X
	Establishments with 500 to 999 employees	—	X	X	X
	Establishments with 1,000 employees or more	—	X	X	X
2213	Water, sewage, and other systems				
	All establishments	5	e	D	D
	Establishments with 1 to 4 employees	—	X	X	X
	Establishments with 5 to 9 employees	—	X	X	X
	Establishments with 10 to 19 employees	2	X	X	X
	Establishments with 20 to 49 employees	1	X	X	X
	Establishments with 50 to 99 employees	1	X	X	X
	Establishments with 100 to 249 employees	1	X	X	X
	Establishments with 250 to 499 employees	—	X	X	X
	Establishments with 500 to 999 employees	—	X	X	X
	Establishments with 1,000 employees or more	—	X	X	X
22131	Water supply and irrigation systems				
	All establishments	5	e	D	D
	Establishments with 1 to 4 employees	—	X	X	X
	Establishments with 5 to 9 employees	—	X	X	X
	Establishments with 10 to 19 employees	2	X	X	X
	Establishments with 20 to 49 employees	1	X	X	X
	Establishments with 50 to 99 employees	1	X	X	X
	Establishments with 100 to 249 employees	1	X	X	X
	Establishments with 250 to 499 employees	—	X	X	X
	Establishments with 500 to 999 employees	—	X	X	X
	Establishments with 1,000 employees or more	—	X	X	X

See footnotes at end of table.

Table 5. Establishments, Employees, and Payroll by Industry and Employment Size of Establishments by County: 2004—Con.

[Excludes most government employees, railroad employees, and self-employed persons. Size class 1 to 4 employees includes establishments having payroll, but no employees, during mid-March pay period. For meaning of abbreviations and symbols, see introductory text. For explanation of terms, see Appendix A. For statement on reliability, see the note at the end of the table and Appendix C]

NAICS code	Geography, kind of business, and employment size class	Establishments (number)	Paid employees for pay period including March 12 (number)	First-quarter payroll (\$1,000)	Annual payroll (\$1,000)
	SOMERSET—Con.				
22	Utilities—Con.				
221	Utilities—Con.				
2213	Water, sewage, and other systems—Con.				
22131	Water supply and irrigation systems—Con.				
221310	Water supply and irrigation systems				
	All establishments	5	e	D	D
	Establishments with 1 to 4 employees	—	X	X	X
	Establishments with 5 to 9 employees	—	X	X	X
	Establishments with 10 to 19 employees	2	X	X	X
	Establishments with 20 to 49 employees	1	X	X	X
	Establishments with 50 to 99 employees	1	X	X	X
	Establishments with 100 to 249 employees	1	X	X	X
	Establishments with 250 to 499 employees	—	X	X	X
	Establishments with 500 to 999 employees	—	X	X	X
	Establishments with 1,000 employees or more	—	X	X	X
23	Construction				
	All establishments	955	6 725	74 548	341 323
	Establishments with 1 to 4 employees	651	X	X	X
	Establishments with 5 to 9 employees	170	X	X	X
	Establishments with 10 to 19 employees	76	X	X	X
	Establishments with 20 to 49 employees	39	X	X	X
	Establishments with 50 to 99 employees	12	X	X	X
	Establishments with 100 to 249 employees	4	X	X	X
	Establishments with 250 to 499 employees	3	X	X	X
	Establishments with 500 to 999 employees	—	X	X	X
	Establishments with 1,000 employees or more	—	X	X	X
236	Construction of buildings				
	All establishments	288	1 878	24 537	109 644
	Establishments with 1 to 4 employees	209	X	X	X
	Establishments with 5 to 9 employees	43	X	X	X
	Establishments with 10 to 19 employees	20	X	X	X
	Establishments with 20 to 49 employees	9	X	X	X
	Establishments with 50 to 99 employees	5	X	X	X
	Establishments with 100 to 249 employees	1	X	X	X
	Establishments with 250 to 499 employees	1	X	X	X
	Establishments with 500 to 999 employees	—	X	X	X
	Establishments with 1,000 employees or more	—	X	X	X
2361	Residential building construction				
	All establishments	237	1 021	12 437	57 042
	Establishments with 1 to 4 employees	186	X	X	X
	Establishments with 5 to 9 employees	30	X	X	X
	Establishments with 10 to 19 employees	14	X	X	X
	Establishments with 20 to 49 employees	4	X	X	X
	Establishments with 50 to 99 employees	2	X	X	X
	Establishments with 100 to 249 employees	1	X	X	X
	Establishments with 250 to 499 employees	—	X	X	X
	Establishments with 500 to 999 employees	—	X	X	X
	Establishments with 1,000 employees or more	—	X	X	X
23611	Residential building construction				
	All establishments	237	1 021	12 437	57 042
	Establishments with 1 to 4 employees	186	X	X	X
	Establishments with 5 to 9 employees	30	X	X	X
	Establishments with 10 to 19 employees	14	X	X	X
	Establishments with 20 to 49 employees	4	X	X	X
	Establishments with 50 to 99 employees	2	X	X	X
	Establishments with 100 to 249 employees	1	X	X	X
	Establishments with 250 to 499 employees	—	X	X	X
	Establishments with 500 to 999 employees	—	X	X	X
	Establishments with 1,000 employees or more	—	X	X	X
236115	New single-family housing construction (except operative builders)				
	All establishments	128	605	8 705	37 976
	Establishments with 1 to 4 employees	100	X	X	X
	Establishments with 5 to 9 employees	19	X	X	X
	Establishments with 10 to 19 employees	5	X	X	X
	Establishments with 20 to 49 employees	1	X	X	X
	Establishments with 50 to 99 employees	2	X	X	X
	Establishments with 100 to 249 employees	1	X	X	X
	Establishments with 250 to 499 employees	—	X	X	X
	Establishments with 500 to 999 employees	—	X	X	X
	Establishments with 1,000 employees or more	—	X	X	X
236118	Residential remodelers				
	All establishments	91	315	2 575	12 879
	Establishments with 1 to 4 employees	76	X	X	X
	Establishments with 5 to 9 employees	7	X	X	X
	Establishments with 10 to 19 employees	6	X	X	X
	Establishments with 20 to 49 employees	2	X	X	X
	Establishments with 50 to 99 employees	—	X	X	X
	Establishments with 100 to 249 employees	—	X	X	X
	Establishments with 250 to 499 employees	—	X	X	X
	Establishments with 500 to 999 employees	—	X	X	X
	Establishments with 1,000 employees or more	—	X	X	X

See footnotes at end of table.

Table 5. Establishments, Employees, and Payroll by Industry and Employment Size of Establishments by County: 2004—Con.

[Excludes most government employees, railroad employees, and self-employed persons. Size class 1 to 4 employees includes establishments having payroll, but no employees, during mid-March pay period. For meaning of abbreviations and symbols, see introductory text. For explanation of terms, see Appendix A. For statement on reliability, see the note at the end of the table and Appendix C]

NAICS code	Geography, kind of business, and employment size class	Establishments (number)	Paid employees for pay period including March 12 (number)	First-quarter payroll (\$1,000)	Annual payroll (\$1,000)
	SOMERSET—Con.				
23	Construction—Con.				
236	Construction of buildings—Con.				
2362	Nonresidential building construction				
	All establishments	51	857	12 100	52 602
	Establishments with 1 to 4 employees	23	X	X	X
	Establishments with 5 to 9 employees	13	X	X	X
	Establishments with 10 to 19 employees	6	X	X	X
	Establishments with 20 to 49 employees	5	X	X	X
	Establishments with 50 to 99 employees	3	X	X	X
	Establishments with 100 to 249 employees	—	X	X	X
	Establishments with 250 to 499 employees	1	X	X	X
	Establishments with 500 to 999 employees	—	X	X	X
	Establishments with 1,000 employees or more	—	X	X	X
23622	Commercial and institutional building construction				
	All establishments	50	f	D	D
	Establishments with 1 to 4 employees	23	X	X	X
	Establishments with 5 to 9 employees	13	X	X	X
	Establishments with 10 to 19 employees	6	X	X	X
	Establishments with 20 to 49 employees	4	X	X	X
	Establishments with 50 to 99 employees	3	X	X	X
	Establishments with 100 to 249 employees	—	X	X	X
	Establishments with 250 to 499 employees	1	X	X	X
	Establishments with 500 to 999 employees	—	X	X	X
	Establishments with 1,000 employees or more	—	X	X	X
236220	Commercial and institutional building construction				
	All establishments	50	f	D	D
	Establishments with 1 to 4 employees	23	X	X	X
	Establishments with 5 to 9 employees	13	X	X	X
	Establishments with 10 to 19 employees	6	X	X	X
	Establishments with 20 to 49 employees	4	X	X	X
	Establishments with 50 to 99 employees	3	X	X	X
	Establishments with 100 to 249 employees	—	X	X	X
	Establishments with 250 to 499 employees	1	X	X	X
	Establishments with 500 to 999 employees	—	X	X	X
	Establishments with 1,000 employees or more	—	X	X	X
237	Heavy and civil engineering construction				
	All establishments	48	740	10 597	49 436
	Establishments with 1 to 4 employees	24	X	X	X
	Establishments with 5 to 9 employees	10	X	X	X
	Establishments with 10 to 19 employees	7	X	X	X
	Establishments with 20 to 49 employees	4	X	X	X
	Establishments with 50 to 99 employees	1	X	X	X
	Establishments with 100 to 249 employees	2	X	X	X
	Establishments with 250 to 499 employees	—	X	X	X
	Establishments with 500 to 999 employees	—	X	X	X
	Establishments with 1,000 employees or more	—	X	X	X
2371	Utility system construction				
	All establishments	22	484	7 566	31 068
	Establishments with 1 to 4 employees	10	X	X	X
	Establishments with 5 to 9 employees	4	X	X	X
	Establishments with 10 to 19 employees	3	X	X	X
	Establishments with 20 to 49 employees	3	X	X	X
	Establishments with 50 to 99 employees	1	X	X	X
	Establishments with 100 to 249 employees	1	X	X	X
	Establishments with 250 to 499 employees	—	X	X	X
	Establishments with 500 to 999 employees	—	X	X	X
	Establishments with 1,000 employees or more	—	X	X	X
23711	Water and sewer line and related structures construction				
	All establishments	19	440	7 002	28 263
	Establishments with 1 to 4 employees	9	X	X	X
	Establishments with 5 to 9 employees	3	X	X	X
	Establishments with 10 to 19 employees	3	X	X	X
	Establishments with 20 to 49 employees	2	X	X	X
	Establishments with 50 to 99 employees	1	X	X	X
	Establishments with 100 to 249 employees	1	X	X	X
	Establishments with 250 to 499 employees	—	X	X	X
	Establishments with 500 to 999 employees	—	X	X	X
	Establishments with 1,000 employees or more	—	X	X	X
237110	Water and sewer line and related structures construction				
	All establishments	19	440	7 002	28 263
	Establishments with 1 to 4 employees	9	X	X	X
	Establishments with 5 to 9 employees	3	X	X	X
	Establishments with 10 to 19 employees	3	X	X	X
	Establishments with 20 to 49 employees	2	X	X	X
	Establishments with 50 to 99 employees	1	X	X	X
	Establishments with 100 to 249 employees	1	X	X	X
	Establishments with 250 to 499 employees	—	X	X	X
	Establishments with 500 to 999 employees	—	X	X	X
	Establishments with 1,000 employees or more	—	X	X	X

See footnotes at end of table.

Table 5. Establishments, Employees, and Payroll by Industry and Employment Size of Establishments by County: 2004—Con.

[Excludes most government employees, railroad employees, and self-employed persons. Size class 1 to 4 employees includes establishments having payroll, but no employees, during mid-March pay period. For meaning of abbreviations and symbols, see introductory text. For explanation of terms, see Appendix A. For statement on reliability, see the note at the end of the table and Appendix C]

NAICS code	Geography, kind of business, and employment size class	Establishments (number)	Paid employees for pay period including March 12 (number)	First-quarter payroll (\$1,000)	Annual payroll (\$1,000)
	SOMERSET—Con.				
23	Construction—Con.				
237	Heavy and civil engineering construction—Con.				
2373	Highway, street, and bridge construction				
	All establishments	13	203	2 429	15 149
	Establishments with 1 to 4 employees	4	X	X	X
	Establishments with 5 to 9 employees	4	X	X	X
	Establishments with 10 to 19 employees	4	X	X	X
	Establishments with 20 to 49 employees	—	X	X	X
	Establishments with 50 to 99 employees	—	X	X	X
	Establishments with 100 to 249 employees	1	X	X	X
	Establishments with 250 to 499 employees	—	X	X	X
	Establishments with 500 to 999 employees	—	X	X	X
	Establishments with 1,000 employees or more	—	X	X	X
23731	Highway, street, and bridge construction				
	All establishments	13	203	2 429	15 149
	Establishments with 1 to 4 employees	4	X	X	X
	Establishments with 5 to 9 employees	4	X	X	X
	Establishments with 10 to 19 employees	4	X	X	X
	Establishments with 20 to 49 employees	—	X	X	X
	Establishments with 50 to 99 employees	—	X	X	X
	Establishments with 100 to 249 employees	1	X	X	X
	Establishments with 250 to 499 employees	—	X	X	X
	Establishments with 500 to 999 employees	—	X	X	X
	Establishments with 1,000 employees or more	—	X	X	X
237310	Highway, street, and bridge construction				
	All establishments	13	203	2 429	15 149
	Establishments with 1 to 4 employees	4	X	X	X
	Establishments with 5 to 9 employees	4	X	X	X
	Establishments with 10 to 19 employees	4	X	X	X
	Establishments with 20 to 49 employees	—	X	X	X
	Establishments with 50 to 99 employees	—	X	X	X
	Establishments with 100 to 249 employees	1	X	X	X
	Establishments with 250 to 499 employees	—	X	X	X
	Establishments with 500 to 999 employees	—	X	X	X
	Establishments with 1,000 employees or more	—	X	X	X
238	Specialty trade contractors				
	All establishments	619	4 107	39 414	182 243
	Establishments with 1 to 4 employees	418	X	X	X
	Establishments with 5 to 9 employees	117	X	X	X
	Establishments with 10 to 19 employees	49	X	X	X
	Establishments with 20 to 49 employees	26	X	X	X
	Establishments with 50 to 99 employees	6	X	X	X
	Establishments with 100 to 249 employees	1	X	X	X
	Establishments with 250 to 499 employees	2	X	X	X
	Establishments with 500 to 999 employees	—	X	X	X
	Establishments with 1,000 employees or more	—	X	X	X
2381	Foundation, structure, and building exterior contractors				
	All establishments	109	694	7 198	33 309
	Establishments with 1 to 4 employees	76	X	X	X
	Establishments with 5 to 9 employees	15	X	X	X
	Establishments with 10 to 19 employees	11	X	X	X
	Establishments with 20 to 49 employees	5	X	X	X
	Establishments with 50 to 99 employees	1	X	X	X
	Establishments with 100 to 249 employees	1	X	X	X
	Establishments with 250 to 499 employees	—	X	X	X
	Establishments with 500 to 999 employees	—	X	X	X
	Establishments with 1,000 employees or more	—	X	X	X
23811	Poured concrete foundation and structure contractors				
	All establishments	15	104	680	3 733
	Establishments with 1 to 4 employees	13	X	X	X
	Establishments with 5 to 9 employees	1	X	X	X
	Establishments with 10 to 19 employees	—	X	X	X
	Establishments with 20 to 49 employees	—	X	X	X
	Establishments with 50 to 99 employees	1	X	X	X
	Establishments with 100 to 249 employees	—	X	X	X
	Establishments with 250 to 499 employees	—	X	X	X
	Establishments with 500 to 999 employees	—	X	X	X
	Establishments with 1,000 employees or more	—	X	X	X
238110	Poured concrete foundation and structure contractors				
	All establishments	15	104	680	3 733
	Establishments with 1 to 4 employees	13	X	X	X
	Establishments with 5 to 9 employees	1	X	X	X
	Establishments with 10 to 19 employees	—	X	X	X
	Establishments with 20 to 49 employees	—	X	X	X
	Establishments with 50 to 99 employees	1	X	X	X
	Establishments with 100 to 249 employees	—	X	X	X
	Establishments with 250 to 499 employees	—	X	X	X
	Establishments with 500 to 999 employees	—	X	X	X
	Establishments with 1,000 employees or more	—	X	X	X

See footnotes at end of table.

Table 5. Establishments, Employees, and Payroll by Industry and Employment Size of Establishments by County: 2004—Con.

[Excludes most government employees, railroad employees, and self-employed persons. Size class 1 to 4 employees includes establishments having payroll, but no employees, during mid-March pay period. For meaning of abbreviations and symbols, see introductory text. For explanation of terms, see Appendix A. For statement on reliability, see the note at the end of the table and Appendix C]

NAICS code	Geography, kind of business, and employment size class	Establishments (number)	Paid employees for pay period including March 12 (number)	First-quarter payroll (\$1,000)	Annual payroll (\$1,000)
23	SOMERSET—Con.				
	Construction—Con.				
238	Specialty trade contractors—Con.				
2381	Foundation, structure, and building exterior contractors—Con.				
23812	Structural steel and precast concrete contractors				
	All establishments	3	c	D	D
	Establishments with 1 to 4 employees	—	X	X	X
	Establishments with 5 to 9 employees	—	X	X	X
	Establishments with 10 to 19 employees	1	X	X	X
	Establishments with 20 to 49 employees	1	X	X	X
	Establishments with 50 to 99 employees	—	X	X	X
	Establishments with 100 to 249 employees	1	X	X	X
	Establishments with 250 to 499 employees	—	X	X	X
	Establishments with 500 to 999 employees	—	X	X	X
	Establishments with 1,000 employees or more	—	X	X	X
238120	Structural steel and precast concrete contractors				
	All establishments	3	c	D	D
	Establishments with 1 to 4 employees	—	X	X	X
	Establishments with 5 to 9 employees	—	X	X	X
	Establishments with 10 to 19 employees	1	X	X	X
	Establishments with 20 to 49 employees	1	X	X	X
	Establishments with 50 to 99 employees	—	X	X	X
	Establishments with 100 to 249 employees	1	X	X	X
	Establishments with 250 to 499 employees	—	X	X	X
	Establishments with 500 to 999 employees	—	X	X	X
	Establishments with 1,000 employees or more	—	X	X	X
23814	Masonry contractors				
	All establishments	42	162	1 277	6 792
	Establishments with 1 to 4 employees	31	X	X	X
	Establishments with 5 to 9 employees	7	X	X	X
	Establishments with 10 to 19 employees	2	X	X	X
	Establishments with 20 to 49 employees	2	X	X	X
	Establishments with 50 to 99 employees	—	X	X	X
	Establishments with 100 to 249 employees	—	X	X	X
	Establishments with 250 to 499 employees	—	X	X	X
	Establishments with 500 to 999 employees	—	X	X	X
	Establishments with 1,000 employees or more	—	X	X	X
238140	Masonry contractors				
	All establishments	42	162	1 277	6 792
	Establishments with 1 to 4 employees	31	X	X	X
	Establishments with 5 to 9 employees	7	X	X	X
	Establishments with 10 to 19 employees	2	X	X	X
	Establishments with 20 to 49 employees	2	X	X	X
	Establishments with 50 to 99 employees	—	X	X	X
	Establishments with 100 to 249 employees	—	X	X	X
	Establishments with 250 to 499 employees	—	X	X	X
	Establishments with 500 to 999 employees	—	X	X	X
	Establishments with 1,000 employees or more	—	X	X	X
2382	Building equipment contractors				
	All establishments	257	1 915	19 995	83 446
	Establishments with 1 to 4 employees	155	X	X	X
	Establishments with 5 to 9 employees	66	X	X	X
	Establishments with 10 to 19 employees	22	X	X	X
	Establishments with 20 to 49 employees	11	X	X	X
	Establishments with 50 to 99 employees	2	X	X	X
	Establishments with 100 to 249 employees	—	X	X	X
	Establishments with 250 to 499 employees	1	X	X	X
	Establishments with 500 to 999 employees	—	X	X	X
	Establishments with 1,000 employees or more	—	X	X	X
23821	Electrical Contractors				
	All establishments	107	558	5 703	26 569
	Establishments with 1 to 4 employees	59	X	X	X
	Establishments with 5 to 9 employees	34	X	X	X
	Establishments with 10 to 19 employees	13	X	X	X
	Establishments with 20 to 49 employees	1	X	X	X
	Establishments with 50 to 99 employees	—	X	X	X
	Establishments with 100 to 249 employees	—	X	X	X
	Establishments with 250 to 499 employees	—	X	X	X
	Establishments with 500 to 999 employees	—	X	X	X
	Establishments with 1,000 employees or more	—	X	X	X
238210	Electrical Contractors				
	All establishments	107	558	5 703	26 569
	Establishments with 1 to 4 employees	59	X	X	X
	Establishments with 5 to 9 employees	34	X	X	X
	Establishments with 10 to 19 employees	13	X	X	X
	Establishments with 20 to 49 employees	1	X	X	X
	Establishments with 50 to 99 employees	—	X	X	X
	Establishments with 100 to 249 employees	—	X	X	X
	Establishments with 250 to 499 employees	—	X	X	X
	Establishments with 500 to 999 employees	—	X	X	X
	Establishments with 1,000 employees or more	—	X	X	X

See footnotes at end of table.

Table 5. Establishments, Employees, and Payroll by Industry and Employment Size of Establishments by County: 2004—Con.

[Excludes most government employees, railroad employees, and self-employed persons. Size class 1 to 4 employees includes establishments having payroll, but no employees, during mid-March pay period. For meaning of abbreviations and symbols, see introductory text. For explanation of terms, see Appendix A. For statement on reliability, see the note at the end of the table and Appendix C]

NAICS code	Geography, kind of business, and employment size class	Establishments (number)	Paid employees for pay period including March 12 (number)	First-quarter payroll (\$1,000)	Annual payroll (\$1,000)
	SOMERSET—Con.				
23	Construction—Con.				
238	Specialty trade contractors—Con.				
2382	Building equipment contractors—Con.				
23822	Plumbing, heating, and air-conditioning contractors				
	All establishments	141	1 305	13 767	54 574
	Establishments with 1 to 4 employees	90	X	X	X
	Establishments with 5 to 9 employees	30	X	X	X
	Establishments with 10 to 19 employees	9	X	X	X
	Establishments with 20 to 49 employees	9	X	X	X
	Establishments with 50 to 99 employees	2	X	X	X
	Establishments with 100 to 249 employees	—	X	X	X
	Establishments with 250 to 499 employees	1	X	X	X
	Establishments with 500 to 999 employees	—	X	X	X
	Establishments with 1,000 employees or more	—	X	X	X
238220	Plumbing, heating, and air-conditioning contractors				
	All establishments	141	1 305	13 767	54 574
	Establishments with 1 to 4 employees	90	X	X	X
	Establishments with 5 to 9 employees	30	X	X	X
	Establishments with 10 to 19 employees	9	X	X	X
	Establishments with 20 to 49 employees	9	X	X	X
	Establishments with 50 to 99 employees	2	X	X	X
	Establishments with 100 to 249 employees	—	X	X	X
	Establishments with 250 to 499 employees	1	X	X	X
	Establishments with 500 to 999 employees	—	X	X	X
	Establishments with 1,000 employees or more	—	X	X	X
2383	Building finishing contractors				
	All establishments	167	902	7 139	33 708
	Establishments with 1 to 4 employees	123	X	X	X
	Establishments with 5 to 9 employees	25	X	X	X
	Establishments with 10 to 19 employees	7	X	X	X
	Establishments with 20 to 49 employees	10	X	X	X
	Establishments with 50 to 99 employees	2	X	X	X
	Establishments with 100 to 249 employees	—	X	X	X
	Establishments with 250 to 499 employees	—	X	X	X
	Establishments with 500 to 999 employees	—	X	X	X
	Establishments with 1,000 employees or more	—	X	X	X
23831	Drywall and insulation contractors				
	All establishments	9	116	1 233	6 138
	Establishments with 1 to 4 employees	3	X	X	X
	Establishments with 5 to 9 employees	3	X	X	X
	Establishments with 10 to 19 employees	1	X	X	X
	Establishments with 20 to 49 employees	2	X	X	X
	Establishments with 50 to 99 employees	—	X	X	X
	Establishments with 100 to 249 employees	—	X	X	X
	Establishments with 250 to 499 employees	—	X	X	X
	Establishments with 500 to 999 employees	—	X	X	X
	Establishments with 1,000 employees or more	—	X	X	X
238310	Drywall and insulation contractors				
	All establishments	9	116	1 233	6 138
	Establishments with 1 to 4 employees	3	X	X	X
	Establishments with 5 to 9 employees	3	X	X	X
	Establishments with 10 to 19 employees	1	X	X	X
	Establishments with 20 to 49 employees	2	X	X	X
	Establishments with 50 to 99 employees	—	X	X	X
	Establishments with 100 to 249 employees	—	X	X	X
	Establishments with 250 to 499 employees	—	X	X	X
	Establishments with 500 to 999 employees	—	X	X	X
	Establishments with 1,000 employees or more	—	X	X	X
23832	Painting and wall covering contractors				
	All establishments	75	310	2 152	10 770
	Establishments with 1 to 4 employees	57	X	X	X
	Establishments with 5 to 9 employees	8	X	X	X
	Establishments with 10 to 19 employees	6	X	X	X
	Establishments with 20 to 49 employees	4	X	X	X
	Establishments with 50 to 99 employees	—	X	X	X
	Establishments with 100 to 249 employees	—	X	X	X
	Establishments with 250 to 499 employees	—	X	X	X
	Establishments with 500 to 999 employees	—	X	X	X
	Establishments with 1,000 employees or more	—	X	X	X
238320	Painting and wall covering contractors				
	All establishments	75	310	2 152	10 770
	Establishments with 1 to 4 employees	57	X	X	X
	Establishments with 5 to 9 employees	8	X	X	X
	Establishments with 10 to 19 employees	6	X	X	X
	Establishments with 20 to 49 employees	4	X	X	X
	Establishments with 50 to 99 employees	—	X	X	X
	Establishments with 100 to 249 employees	—	X	X	X
	Establishments with 250 to 499 employees	—	X	X	X
	Establishments with 500 to 999 employees	—	X	X	X
	Establishments with 1,000 employees or more	—	X	X	X

See footnotes at end of table.

Table 5. Establishments, Employees, and Payroll by Industry and Employment Size of Establishments by County: 2004—Con.

[Excludes most government employees, railroad employees, and self-employed persons. Size class 1 to 4 employees includes establishments having payroll, but no employees, during mid-March pay period. For meaning of abbreviations and symbols, see introductory text. For explanation of terms, see Appendix A. For statement on reliability, see the note at the end of the table and Appendix C]

NAICS code	Geography, kind of business, and employment size class	Establishments (number)	Paid employees for pay period including March 12 (number)	First-quarter payroll (\$1,000)	Annual payroll (\$1,000)
	SOMERSET—Con.				
23	Construction—Con.				
238	Specialty trade contractors—Con.				
2383	Building finishing contractors—Con.				
23835	Finish carpentry contractors				
	All establishments	49	263	1 795	8 365
	Establishments with 1 to 4 employees	38	X	X	X
	Establishments with 5 to 9 employees	7	X	X	X
	Establishments with 10 to 19 employees	—	X	X	X
	Establishments with 20 to 49 employees	4	X	X	X
	Establishments with 50 to 99 employees	—	X	X	X
	Establishments with 100 to 249 employees	—	X	X	X
	Establishments with 250 to 499 employees	—	X	X	X
	Establishments with 500 to 999 employees	—	X	X	X
	Establishments with 1,000 employees or more	—	X	X	X
238350	Finish carpentry contractors				
	All establishments	49	263	1 795	8 365
	Establishments with 1 to 4 employees	38	X	X	X
	Establishments with 5 to 9 employees	7	X	X	X
	Establishments with 10 to 19 employees	—	X	X	X
	Establishments with 20 to 49 employees	4	X	X	X
	Establishments with 50 to 99 employees	—	X	X	X
	Establishments with 100 to 249 employees	—	X	X	X
	Establishments with 250 to 499 employees	—	X	X	X
	Establishments with 500 to 999 employees	—	X	X	X
	Establishments with 1,000 employees or more	—	X	X	X
2389	Other specialty trade contractors				
	All establishments	86	596	5 082	31 780
	Establishments with 1 to 4 employees	64	X	X	X
	Establishments with 5 to 9 employees	11	X	X	X
	Establishments with 10 to 19 employees	9	X	X	X
	Establishments with 20 to 49 employees	—	X	X	X
	Establishments with 50 to 99 employees	1	X	X	X
	Establishments with 100 to 249 employees	—	X	X	X
	Establishments with 250 to 499 employees	1	X	X	X
	Establishments with 500 to 999 employees	—	X	X	X
	Establishments with 1,000 employees or more	—	X	X	X
23891	Site preparation contractors				
	All establishments	38	430	3 429	23 143
	Establishments with 1 to 4 employees	28	X	X	X
	Establishments with 5 to 9 employees	5	X	X	X
	Establishments with 10 to 19 employees	3	X	X	X
	Establishments with 20 to 49 employees	—	X	X	X
	Establishments with 50 to 99 employees	1	X	X	X
	Establishments with 100 to 249 employees	—	X	X	X
	Establishments with 250 to 499 employees	1	X	X	X
	Establishments with 500 to 999 employees	—	X	X	X
	Establishments with 1,000 employees or more	—	X	X	X
238910	Site preparation contractors				
	All establishments	38	430	3 429	23 143
	Establishments with 1 to 4 employees	28	X	X	X
	Establishments with 5 to 9 employees	5	X	X	X
	Establishments with 10 to 19 employees	3	X	X	X
	Establishments with 20 to 49 employees	—	X	X	X
	Establishments with 50 to 99 employees	1	X	X	X
	Establishments with 100 to 249 employees	—	X	X	X
	Establishments with 250 to 499 employees	1	X	X	X
	Establishments with 500 to 999 employees	—	X	X	X
	Establishments with 1,000 employees or more	—	X	X	X
23899	All other specialty trade contractors				
	All establishments	48	166	1 653	8 637
	Establishments with 1 to 4 employees	36	X	X	X
	Establishments with 5 to 9 employees	6	X	X	X
	Establishments with 10 to 19 employees	6	X	X	X
	Establishments with 20 to 49 employees	—	X	X	X
	Establishments with 50 to 99 employees	—	X	X	X
	Establishments with 100 to 249 employees	—	X	X	X
	Establishments with 250 to 499 employees	—	X	X	X
	Establishments with 500 to 999 employees	—	X	X	X
	Establishments with 1,000 employees or more	—	X	X	X
238990	All other specialty trade contractors				
	All establishments	48	166	1 653	8 637
	Establishments with 1 to 4 employees	36	X	X	X
	Establishments with 5 to 9 employees	6	X	X	X
	Establishments with 10 to 19 employees	6	X	X	X
	Establishments with 20 to 49 employees	—	X	X	X
	Establishments with 50 to 99 employees	—	X	X	X
	Establishments with 100 to 249 employees	—	X	X	X
	Establishments with 250 to 499 employees	—	X	X	X
	Establishments with 500 to 999 employees	—	X	X	X
	Establishments with 1,000 employees or more	—	X	X	X

See footnotes at end of table.

Table 5. Establishments, Employees, and Payroll by Industry and Employment Size of Establishments by County: 2004—Con.

[Excludes most government employees, railroad employees, and self-employed persons. Size class 1 to 4 employees includes establishments having payroll, but no employees, during mid-March pay period. For meaning of abbreviations and symbols, see introductory text. For explanation of terms, see Appendix A. For statement on reliability, see the note at the end of the table and Appendix C]

NAICS code	Geography, kind of business, and employment size class	Establishments (number)	Paid employees for pay period including March 12 (number)	First-quarter payroll (\$1,000)	Annual payroll (\$1,000)
	SOMERSET—Con.				
31-33	Manufacturing				
	All establishments	338	13 236	235 691	957 991
	Establishments with 1 to 4 employees	123	X	X	X
	Establishments with 5 to 9 employees	59	X	X	X
	Establishments with 10 to 19 employees	49	X	X	X
	Establishments with 20 to 49 employees	43	X	X	X
	Establishments with 50 to 99 employees	34	X	X	X
	Establishments with 100 to 249 employees	21	X	X	X
	Establishments with 250 to 499 employees	7	X	X	X
	Establishments with 500 to 999 employees	—	X	X	X
	Establishments with 1,000 employees or more	2	X	X	X
311	Food manufacturing				
	All establishments	28	474	4 795	24 655
	Establishments with 1 to 4 employees	14	X	X	X
	Establishments with 5 to 9 employees	4	X	X	X
	Establishments with 10 to 19 employees	4	X	X	X
	Establishments with 20 to 49 employees	5	X	X	X
	Establishments with 50 to 99 employees	—	X	X	X
	Establishments with 100 to 249 employees	1	X	X	X
	Establishments with 250 to 499 employees	—	X	X	X
	Establishments with 500 to 999 employees	—	X	X	X
	Establishments with 1,000 employees or more	—	X	X	X
3116	Animal slaughtering and processing				
	All establishments	2	c	D	D
	Establishments with 1 to 4 employees	—	X	X	X
	Establishments with 5 to 9 employees	—	X	X	X
	Establishments with 10 to 19 employees	—	X	X	X
	Establishments with 20 to 49 employees	1	X	X	X
	Establishments with 50 to 99 employees	—	X	X	X
	Establishments with 100 to 249 employees	1	X	X	X
	Establishments with 250 to 499 employees	—	X	X	X
	Establishments with 500 to 999 employees	—	X	X	X
	Establishments with 1,000 employees or more	—	X	X	X
31161	Animal slaughtering and processing				
	All establishments	2	c	D	D
	Establishments with 1 to 4 employees	—	X	X	X
	Establishments with 5 to 9 employees	—	X	X	X
	Establishments with 10 to 19 employees	—	X	X	X
	Establishments with 20 to 49 employees	1	X	X	X
	Establishments with 50 to 99 employees	—	X	X	X
	Establishments with 100 to 249 employees	1	X	X	X
	Establishments with 250 to 499 employees	—	X	X	X
	Establishments with 500 to 999 employees	—	X	X	X
	Establishments with 1,000 employees or more	—	X	X	X
311612	Meat processed from carcasses				
	All establishments	1	c	D	D
	Establishments with 1 to 4 employees	—	X	X	X
	Establishments with 5 to 9 employees	—	X	X	X
	Establishments with 10 to 19 employees	—	X	X	X
	Establishments with 20 to 49 employees	—	X	X	X
	Establishments with 50 to 99 employees	—	X	X	X
	Establishments with 100 to 249 employees	1	X	X	X
	Establishments with 250 to 499 employees	—	X	X	X
	Establishments with 500 to 999 employees	—	X	X	X
	Establishments with 1,000 employees or more	—	X	X	X
3118	Bakeries and tortilla manufacturing				
	All establishments	17	126	796	3 243
	Establishments with 1 to 4 employees	9	X	X	X
	Establishments with 5 to 9 employees	4	X	X	X
	Establishments with 10 to 19 employees	2	X	X	X
	Establishments with 20 to 49 employees	2	X	X	X
	Establishments with 50 to 99 employees	—	X	X	X
	Establishments with 100 to 249 employees	—	X	X	X
	Establishments with 250 to 499 employees	—	X	X	X
	Establishments with 500 to 999 employees	—	X	X	X
	Establishments with 1,000 employees or more	—	X	X	X
313	Textile mills				
	All establishments	3	c	D	D
	Establishments with 1 to 4 employees	1	X	X	X
	Establishments with 5 to 9 employees	1	X	X	X
	Establishments with 10 to 19 employees	—	X	X	X
	Establishments with 20 to 49 employees	—	X	X	X
	Establishments with 50 to 99 employees	1	X	X	X
	Establishments with 100 to 249 employees	—	X	X	X
	Establishments with 250 to 499 employees	—	X	X	X
	Establishments with 500 to 999 employees	—	X	X	X
	Establishments with 1,000 employees or more	—	X	X	X

See footnotes at end of table.

Table 5. Establishments, Employees, and Payroll by Industry and Employment Size of Establishments by County: 2004—Con.

[Excludes most government employees, railroad employees, and self-employed persons. Size class 1 to 4 employees includes establishments having payroll, but no employees, during mid-March pay period. For meaning of abbreviations and symbols, see introductory text. For explanation of terms, see Appendix A. For statement on reliability, see the note at the end of the table and Appendix C]

NAICS code	Geography, kind of business, and employment size class	Establishments (number)	Paid employees for pay period including March 12 (number)	First-quarter payroll (\$1,000)	Annual payroll (\$1,000)
	SOMERSET—Con.				
31-33	Manufacturing—Con.				
321	Wood product manufacturing				
	All establishments	7	373	3 527	17 291
	Establishments with 1 to 4 employees	2	X	X	X
	Establishments with 5 to 9 employees	1	X	X	X
	Establishments with 10 to 19 employees	1	X	X	X
	Establishments with 20 to 49 employees	1	X	X	X
	Establishments with 50 to 99 employees	—	X	X	X
	Establishments with 100 to 249 employees	2	X	X	X
	Establishments with 250 to 499 employees	—	X	X	X
	Establishments with 500 to 999 employees	—	X	X	X
	Establishments with 1,000 employees or more	—	X	X	X
3212	Veneer, plywood, and engineered wood product manufacturing				
	All establishments	1	c	D	D
	Establishments with 1 to 4 employees	—	X	X	X
	Establishments with 5 to 9 employees	—	X	X	X
	Establishments with 10 to 19 employees	—	X	X	X
	Establishments with 20 to 49 employees	—	X	X	X
	Establishments with 50 to 99 employees	—	X	X	X
	Establishments with 100 to 249 employees	1	X	X	X
	Establishments with 250 to 499 employees	—	X	X	X
	Establishments with 500 to 999 employees	—	X	X	X
	Establishments with 1,000 employees or more	—	X	X	X
32121	Veneer, plywood, and engineered wood product manufacturing				
	All establishments	1	c	D	D
	Establishments with 1 to 4 employees	—	X	X	X
	Establishments with 5 to 9 employees	—	X	X	X
	Establishments with 10 to 19 employees	—	X	X	X
	Establishments with 20 to 49 employees	—	X	X	X
	Establishments with 50 to 99 employees	—	X	X	X
	Establishments with 100 to 249 employees	1	X	X	X
	Establishments with 250 to 499 employees	—	X	X	X
	Establishments with 500 to 999 employees	—	X	X	X
	Establishments with 1,000 employees or more	—	X	X	X
321214	Truss manufacturing				
	All establishments	1	c	D	D
	Establishments with 1 to 4 employees	—	X	X	X
	Establishments with 5 to 9 employees	—	X	X	X
	Establishments with 10 to 19 employees	—	X	X	X
	Establishments with 20 to 49 employees	—	X	X	X
	Establishments with 50 to 99 employees	—	X	X	X
	Establishments with 100 to 249 employees	1	X	X	X
	Establishments with 250 to 499 employees	—	X	X	X
	Establishments with 500 to 999 employees	—	X	X	X
	Establishments with 1,000 employees or more	—	X	X	X
3219	Other wood product manufacturing				
	All establishments	6	c	D	D
	Establishments with 1 to 4 employees	2	X	X	X
	Establishments with 5 to 9 employees	1	X	X	X
	Establishments with 10 to 19 employees	1	X	X	X
	Establishments with 20 to 49 employees	1	X	X	X
	Establishments with 50 to 99 employees	—	X	X	X
	Establishments with 100 to 249 employees	1	X	X	X
	Establishments with 250 to 499 employees	—	X	X	X
	Establishments with 500 to 999 employees	—	X	X	X
	Establishments with 1,000 employees or more	—	X	X	X
32191	Millwork				
	All establishments	5	c	D	D
	Establishments with 1 to 4 employees	1	X	X	X
	Establishments with 5 to 9 employees	1	X	X	X
	Establishments with 10 to 19 employees	1	X	X	X
	Establishments with 20 to 49 employees	1	X	X	X
	Establishments with 50 to 99 employees	—	X	X	X
	Establishments with 100 to 249 employees	1	X	X	X
	Establishments with 250 to 499 employees	—	X	X	X
	Establishments with 500 to 999 employees	—	X	X	X
	Establishments with 1,000 employees or more	—	X	X	X
321911	Wood window and door manufacturing				
	All establishments	3	c	D	D
	Establishments with 1 to 4 employees	1	X	X	X
	Establishments with 5 to 9 employees	—	X	X	X
	Establishments with 10 to 19 employees	1	X	X	X
	Establishments with 20 to 49 employees	—	X	X	X
	Establishments with 50 to 99 employees	—	X	X	X
	Establishments with 100 to 249 employees	1	X	X	X
	Establishments with 250 to 499 employees	—	X	X	X
	Establishments with 500 to 999 employees	—	X	X	X
	Establishments with 1,000 employees or more	—	X	X	X

See footnotes at end of table.

Table 5. Establishments, Employees, and Payroll by Industry and Employment Size of Establishments by County: 2004—Con.

[Excludes most government employees, railroad employees, and self-employed persons. Size class 1 to 4 employees includes establishments having payroll, but no employees, during mid-March pay period. For meaning of abbreviations and symbols, see introductory text. For explanation of terms, see Appendix A. For statement on reliability, see the note at the end of the table and Appendix C]

NAICS code	Geography, kind of business, and employment size class	Establishments (number)	Paid employees for pay period including March 12 (number)	First-quarter payroll (\$1,000)	Annual payroll (\$1,000)
	SOMERSET—Con.				
31-33	Manufacturing—Con.				
323	Printing and related support activities				
	All establishments	44	409	4 781	19 540
	Establishments with 1 to 4 employees	22	X	X	X
	Establishments with 5 to 9 employees	11	X	X	X
	Establishments with 10 to 19 employees	7	X	X	X
	Establishments with 20 to 49 employees	3	X	X	X
	Establishments with 50 to 99 employees	—	X	X	X
	Establishments with 100 to 249 employees	1	X	X	X
	Establishments with 250 to 499 employees	—	X	X	X
	Establishments with 500 to 999 employees	—	X	X	X
	Establishments with 1,000 employees or more	—	X	X	X
3231	Printing and related support activities				
	All establishments	44	409	4 781	19 540
	Establishments with 1 to 4 employees	22	X	X	X
	Establishments with 5 to 9 employees	11	X	X	X
	Establishments with 10 to 19 employees	7	X	X	X
	Establishments with 20 to 49 employees	3	X	X	X
	Establishments with 50 to 99 employees	—	X	X	X
	Establishments with 100 to 249 employees	1	X	X	X
	Establishments with 250 to 499 employees	—	X	X	X
	Establishments with 500 to 999 employees	—	X	X	X
	Establishments with 1,000 employees or more	—	X	X	X
32311	Printing				
	All establishments	43	e	D	D
	Establishments with 1 to 4 employees	22	X	X	X
	Establishments with 5 to 9 employees	11	X	X	X
	Establishments with 10 to 19 employees	6	X	X	X
	Establishments with 20 to 49 employees	3	X	X	X
	Establishments with 50 to 99 employees	—	X	X	X
	Establishments with 100 to 249 employees	1	X	X	X
	Establishments with 250 to 499 employees	—	X	X	X
	Establishments with 500 to 999 employees	—	X	X	X
	Establishments with 1,000 employees or more	—	X	X	X
323110	Commercial lithographic printing				
	All establishments	23	243	3 176	13 029
	Establishments with 1 to 4 employees	15	X	X	X
	Establishments with 5 to 9 employees	4	X	X	X
	Establishments with 10 to 19 employees	2	X	X	X
	Establishments with 20 to 49 employees	1	X	X	X
	Establishments with 50 to 99 employees	—	X	X	X
	Establishments with 100 to 249 employees	1	X	X	X
	Establishments with 250 to 499 employees	—	X	X	X
	Establishments with 500 to 999 employees	—	X	X	X
	Establishments with 1,000 employees or more	—	X	X	X
324	Petroleum and coal products manufacturing				
	All establishments	5	132	1 409	5 673
	Establishments with 1 to 4 employees	2	X	X	X
	Establishments with 5 to 9 employees	2	X	X	X
	Establishments with 10 to 19 employees	—	X	X	X
	Establishments with 20 to 49 employees	—	X	X	X
	Establishments with 50 to 99 employees	—	X	X	X
	Establishments with 100 to 249 employees	1	X	X	X
	Establishments with 250 to 499 employees	—	X	X	X
	Establishments with 500 to 999 employees	—	X	X	X
	Establishments with 1,000 employees or more	—	X	X	X
3241	Petroleum and coal products manufacturing				
	All establishments	5	132	1 409	5 673
	Establishments with 1 to 4 employees	2	X	X	X
	Establishments with 5 to 9 employees	2	X	X	X
	Establishments with 10 to 19 employees	—	X	X	X
	Establishments with 20 to 49 employees	—	X	X	X
	Establishments with 50 to 99 employees	—	X	X	X
	Establishments with 100 to 249 employees	1	X	X	X
	Establishments with 250 to 499 employees	—	X	X	X
	Establishments with 500 to 999 employees	—	X	X	X
	Establishments with 1,000 employees or more	—	X	X	X
32412	Asphalt paving, roofing, and saturated materials manufacturing				
	All establishments	5	132	1 409	5 673
	Establishments with 1 to 4 employees	2	X	X	X
	Establishments with 5 to 9 employees	2	X	X	X
	Establishments with 10 to 19 employees	—	X	X	X
	Establishments with 20 to 49 employees	—	X	X	X
	Establishments with 50 to 99 employees	—	X	X	X
	Establishments with 100 to 249 employees	1	X	X	X
	Establishments with 250 to 499 employees	—	X	X	X
	Establishments with 500 to 999 employees	—	X	X	X
	Establishments with 1,000 employees or more	—	X	X	X

See footnotes at end of table.

Table 5. Establishments, Employees, and Payroll by Industry and Employment Size of Establishments by County: 2004—Con.

[Excludes most government employees, railroad employees, and self-employed persons. Size class 1 to 4 employees includes establishments having payroll, but no employees, during mid-March pay period. For meaning of abbreviations and symbols, see introductory text. For explanation of terms, see Appendix A. For statement on reliability, see the note at the end of the table and Appendix C]

NAICS code	Geography, kind of business, and employment size class	Establishments (number)	Paid employees for pay period including March 12 (number)	First-quarter payroll (\$1,000)	Annual payroll (\$1,000)
	SOMERSET—Con.				
31-33	Manufacturing—Con.				
324	Petroleum and coal products manufacturing—Con.				
3241	Petroleum and coal products manufacturing—Con.				
32412	Asphalt paving, roofing, and saturated materials manufacturing—Con.				
324122	Asphalt shingle and coating materials manufacturing				
	All establishments	1	c	D	D
	Establishments with 1 to 4 employees	—	X	X	X
	Establishments with 5 to 9 employees	—	X	X	X
	Establishments with 10 to 19 employees	—	X	X	X
	Establishments with 20 to 49 employees	—	X	X	X
	Establishments with 50 to 99 employees	—	X	X	X
	Establishments with 100 to 249 employees	1	X	X	X
	Establishments with 250 to 499 employees	—	X	X	X
	Establishments with 500 to 999 employees	—	X	X	X
	Establishments with 1,000 employees or more	—	X	X	X
325	Chemical manufacturing				
	All establishments	36	5 081	123 611	496 728
	Establishments with 1 to 4 employees	4	X	X	X
	Establishments with 5 to 9 employees	3	X	X	X
	Establishments with 10 to 19 employees	3	X	X	X
	Establishments with 20 to 49 employees	5	X	X	X
	Establishments with 50 to 99 employees	12	X	X	X
	Establishments with 100 to 249 employees	4	X	X	X
	Establishments with 250 to 499 employees	3	X	X	X
	Establishments with 500 to 999 employees	—	X	X	X
	Establishments with 1,000 employees or more	2	X	X	X
3251	Basic chemical manufacturing				
	All establishments	2	c	D	D
	Establishments with 1 to 4 employees	—	X	X	X
	Establishments with 5 to 9 employees	—	X	X	X
	Establishments with 10 to 19 employees	—	X	X	X
	Establishments with 20 to 49 employees	1	X	X	X
	Establishments with 50 to 99 employees	1	X	X	X
	Establishments with 100 to 249 employees	—	X	X	X
	Establishments with 250 to 499 employees	—	X	X	X
	Establishments with 500 to 999 employees	—	X	X	X
	Establishments with 1,000 employees or more	—	X	X	X
3252	Resin, synthetic rubber, and artificial synthetic fibers and filaments manufacturing				
	All establishments	4	208	3 902	7 882
	Establishments with 1 to 4 employees	—	X	X	X
	Establishments with 5 to 9 employees	—	X	X	X
	Establishments with 10 to 19 employees	1	X	X	X
	Establishments with 20 to 49 employees	—	X	X	X
	Establishments with 50 to 99 employees	3	X	X	X
	Establishments with 100 to 249 employees	—	X	X	X
	Establishments with 250 to 499 employees	—	X	X	X
	Establishments with 500 to 999 employees	—	X	X	X
	Establishments with 1,000 employees or more	—	X	X	X
32521	Resin and synthetic rubber manufacturing				
	All establishments	4	208	3 902	7 882
	Establishments with 1 to 4 employees	—	X	X	X
	Establishments with 5 to 9 employees	—	X	X	X
	Establishments with 10 to 19 employees	1	X	X	X
	Establishments with 20 to 49 employees	—	X	X	X
	Establishments with 50 to 99 employees	3	X	X	X
	Establishments with 100 to 249 employees	—	X	X	X
	Establishments with 250 to 499 employees	—	X	X	X
	Establishments with 500 to 999 employees	—	X	X	X
	Establishments with 1,000 employees or more	—	X	X	X
325211	Plastics material and resin manufacturing				
	All establishments	4	208	3 902	7 882
	Establishments with 1 to 4 employees	—	X	X	X
	Establishments with 5 to 9 employees	—	X	X	X
	Establishments with 10 to 19 employees	1	X	X	X
	Establishments with 20 to 49 employees	—	X	X	X
	Establishments with 50 to 99 employees	3	X	X	X
	Establishments with 100 to 249 employees	—	X	X	X
	Establishments with 250 to 499 employees	—	X	X	X
	Establishments with 500 to 999 employees	—	X	X	X
	Establishments with 1,000 employees or more	—	X	X	X
3254	Pharmaceutical and medicine manufacturing				
	All establishments	14	3 363	97 225	399 835
	Establishments with 1 to 4 employees	3	X	X	X
	Establishments with 5 to 9 employees	1	X	X	X
	Establishments with 10 to 19 employees	—	X	X	X
	Establishments with 20 to 49 employees	2	X	X	X
	Establishments with 50 to 99 employees	4	X	X	X
	Establishments with 100 to 249 employees	—	X	X	X
	Establishments with 250 to 499 employees	2	X	X	X
	Establishments with 500 to 999 employees	—	X	X	X

See footnotes at end of table.

Table 5. Establishments, Employees, and Payroll by Industry and Employment Size of Establishments by County: 2004—Con.

[Excludes most government employees, railroad employees, and self-employed persons. Size class 1 to 4 employees includes establishments having payroll, but no employees, during mid-March pay period. For meaning of abbreviations and symbols, see introductory text. For explanation of terms, see Appendix A. For statement on reliability, see the note at the end of the table and Appendix C]

NAICS code	Geography, kind of business, and employment size class	Establishments (number)	Paid employees for pay period including March 12 (number)	First-quarter payroll (\$1,000)	Annual payroll (\$1,000)
	SOMERSET—Con.				
31-33	Manufacturing—Con.				
325	Chemical manufacturing—Con.				
3254	Pharmaceutical and medicine manufacturing—Con.				
	All establishments—Con.				
	Establishments with 1,000 employees or more	2	X	X	X
32541	Pharmaceutical and medicine manufacturing				
	All establishments	14	3 363	97 225	399 835
	Establishments with 1 to 4 employees	3	X	X	X
	Establishments with 5 to 9 employees	1	X	X	X
	Establishments with 10 to 19 employees	—	X	X	X
	Establishments with 20 to 49 employees	2	X	X	X
	Establishments with 50 to 99 employees	4	X	X	X
	Establishments with 100 to 249 employees	—	X	X	X
	Establishments with 250 to 499 employees	2	X	X	X
	Establishments with 500 to 999 employees	—	X	X	X
	Establishments with 1,000 employees or more	2	X	X	X
325412	Pharmaceutical preparation manufacturing				
	All establishments	10	g	D	D
	Establishments with 1 to 4 employees	2	X	X	X
	Establishments with 5 to 9 employees	1	X	X	X
	Establishments with 10 to 19 employees	—	X	X	X
	Establishments with 20 to 49 employees	1	X	X	X
	Establishments with 50 to 99 employees	3	X	X	X
	Establishments with 100 to 249 employees	—	X	X	X
	Establishments with 250 to 499 employees	2	X	X	X
	Establishments with 500 to 999 employees	—	X	X	X
	Establishments with 1,000 employees or more	1	X	X	X
325413	In-vitro diagnostic substance manufacturing				
	All establishments	2	g	D	D
	Establishments with 1 to 4 employees	—	X	X	X
	Establishments with 5 to 9 employees	—	X	X	X
	Establishments with 10 to 19 employees	—	X	X	X
	Establishments with 20 to 49 employees	—	X	X	X
	Establishments with 50 to 99 employees	1	X	X	X
	Establishments with 100 to 249 employees	—	X	X	X
	Establishments with 250 to 499 employees	—	X	X	X
	Establishments with 500 to 999 employees	—	X	X	X
	Establishments with 1,000 employees or more	1	X	X	X
3256	Soap, cleaning compound, and toilet preparation manufacturing				
	All establishments	5	738	10 876	41 876
	Establishments with 1 to 4 employees	—	X	X	X
	Establishments with 5 to 9 employees	—	X	X	X
	Establishments with 10 to 19 employees	—	X	X	X
	Establishments with 20 to 49 employees	1	X	X	X
	Establishments with 50 to 99 employees	2	X	X	X
	Establishments with 100 to 249 employees	1	X	X	X
	Establishments with 250 to 499 employees	1	X	X	X
	Establishments with 500 to 999 employees	—	X	X	X
	Establishments with 1,000 employees or more	—	X	X	X
32561	Soap and cleaning compound manufacturing				
	All establishments	1	c	D	D
	Establishments with 1 to 4 employees	—	X	X	X
	Establishments with 5 to 9 employees	—	X	X	X
	Establishments with 10 to 19 employees	—	X	X	X
	Establishments with 20 to 49 employees	—	X	X	X
	Establishments with 50 to 99 employees	—	X	X	X
	Establishments with 100 to 249 employees	1	X	X	X
	Establishments with 250 to 499 employees	—	X	X	X
	Establishments with 500 to 999 employees	—	X	X	X
	Establishments with 1,000 employees or more	—	X	X	X
325612	Polish and other sanitation good manufacturing				
	All establishments	1	c	D	D
	Establishments with 1 to 4 employees	—	X	X	X
	Establishments with 5 to 9 employees	—	X	X	X
	Establishments with 10 to 19 employees	—	X	X	X
	Establishments with 20 to 49 employees	—	X	X	X
	Establishments with 50 to 99 employees	—	X	X	X
	Establishments with 100 to 249 employees	1	X	X	X
	Establishments with 250 to 499 employees	—	X	X	X
	Establishments with 500 to 999 employees	—	X	X	X
	Establishments with 1,000 employees or more	—	X	X	X
32562	Toilet preparation manufacturing				
	All establishments	4	f	D	D
	Establishments with 1 to 4 employees	—	X	X	X
	Establishments with 5 to 9 employees	—	X	X	X
	Establishments with 10 to 19 employees	—	X	X	X
	Establishments with 20 to 49 employees	1	X	X	X
	Establishments with 50 to 99 employees	2	X	X	X
	Establishments with 100 to 249 employees	—	X	X	X
	Establishments with 250 to 499 employees	1	X	X	X

See footnotes at end of table.

Table 5. Establishments, Employees, and Payroll by Industry and Employment Size of Establishments by County: 2004—Con.

[Excludes most government employees, railroad employees, and self-employed persons. Size class 1 to 4 employees includes establishments having payroll, but no employees, during mid-March pay period. For meaning of abbreviations and symbols, see introductory text. For explanation of terms, see Appendix A. For statement on reliability, see the note at the end of the table and Appendix C]

NAICS code	Geography, kind of business, and employment size class	Establishments (number)	Paid employees for pay period including March 12 (number)	First-quarter payroll (\$1,000)	Annual payroll (\$1,000)
	SOMERSET—Con.				
31-33	Manufacturing—Con.				
325	Chemical manufacturing—Con.				
3256	Soap, cleaning compound, and toilet preparation manufacturing—Con.				
32562	Toilet preparation manufacturing—Con.				
	All establishments—Con.				
	Establishments with 500 to 999 employees	—	X	X	X
	Establishments with 1,000 employees or more	—	X	X	X
325620	Toilet preparation manufacturing				
	All establishments	4	f	D	D
	Establishments with 1 to 4 employees	—	X	X	X
	Establishments with 5 to 9 employees	—	X	X	X
	Establishments with 10 to 19 employees	—	X	X	X
	Establishments with 20 to 49 employees	1	X	X	X
	Establishments with 50 to 99 employees	2	X	X	X
	Establishments with 100 to 249 employees	—	X	X	X
	Establishments with 250 to 499 employees	1	X	X	X
	Establishments with 500 to 999 employees	—	X	X	X
	Establishments with 1,000 employees or more	—	X	X	X
3259	Other chemical product and preparation manufacturing				
	All establishments	10	596	9 531	37 881
	Establishments with 1 to 4 employees	1	X	X	X
	Establishments with 5 to 9 employees	2	X	X	X
	Establishments with 10 to 19 employees	2	X	X	X
	Establishments with 20 to 49 employees	1	X	X	X
	Establishments with 50 to 99 employees	1	X	X	X
	Establishments with 100 to 249 employees	3	X	X	X
	Establishments with 250 to 499 employees	—	X	X	X
	Establishments with 500 to 999 employees	—	X	X	X
	Establishments with 1,000 employees or more	—	X	X	X
32599	All other chemical product and preparation manufacturing				
	All establishments	9	f	D	D
	Establishments with 1 to 4 employees	1	X	X	X
	Establishments with 5 to 9 employees	2	X	X	X
	Establishments with 10 to 19 employees	1	X	X	X
	Establishments with 20 to 49 employees	1	X	X	X
	Establishments with 50 to 99 employees	1	X	X	X
	Establishments with 100 to 249 employees	3	X	X	X
	Establishments with 250 to 499 employees	—	X	X	X
	Establishments with 500 to 999 employees	—	X	X	X
	Establishments with 1,000 employees or more	—	X	X	X
325992	Photographic film, paper, plate, and chemical manufacturing				
	All establishments	2	e	D	D
	Establishments with 1 to 4 employees	—	X	X	X
	Establishments with 5 to 9 employees	—	X	X	X
	Establishments with 10 to 19 employees	—	X	X	X
	Establishments with 20 to 49 employees	—	X	X	X
	Establishments with 50 to 99 employees	—	X	X	X
	Establishments with 100 to 249 employees	2	X	X	X
	Establishments with 250 to 499 employees	—	X	X	X
	Establishments with 500 to 999 employees	—	X	X	X
	Establishments with 1,000 employees or more	—	X	X	X
325998	All other miscellaneous chemical product and preparation manufacturing				
	All establishments	5	c	D	D
	Establishments with 1 to 4 employees	—	X	X	X
	Establishments with 5 to 9 employees	1	X	X	X
	Establishments with 10 to 19 employees	1	X	X	X
	Establishments with 20 to 49 employees	1	X	X	X
	Establishments with 50 to 99 employees	1	X	X	X
	Establishments with 100 to 249 employees	1	X	X	X
	Establishments with 250 to 499 employees	—	X	X	X
	Establishments with 500 to 999 employees	—	X	X	X
	Establishments with 1,000 employees or more	—	X	X	X
326	Plastics and rubber products manufacturing				
	All establishments	25	1 252	15 666	69 108
	Establishments with 1 to 4 employees	5	X	X	X
	Establishments with 5 to 9 employees	1	X	X	X
	Establishments with 10 to 19 employees	5	X	X	X
	Establishments with 20 to 49 employees	3	X	X	X
	Establishments with 50 to 99 employees	7	X	X	X
	Establishments with 100 to 249 employees	4	X	X	X
	Establishments with 250 to 499 employees	—	X	X	X
	Establishments with 500 to 999 employees	—	X	X	X
	Establishments with 1,000 employees or more	—	X	X	X

See footnotes at end of table.

Table 5. Establishments, Employees, and Payroll by Industry and Employment Size of Establishments by County: 2004—Con.

[Excludes most government employees, railroad employees, and self-employed persons. Size class 1 to 4 employees includes establishments having payroll, but no employees, during mid-March pay period. For meaning of abbreviations and symbols, see introductory text. For explanation of terms, see Appendix A. For statement on reliability, see the note at the end of the table and Appendix C]

NAICS code	Geography, kind of business, and employment size class	Establishments (number)	Paid employees for pay period including March 12 (number)	First-quarter payroll (\$1,000)	Annual payroll (\$1,000)
	SOMERSET—Con.				
31-33	Manufacturing—Con.				
326	Plastics and rubber products manufacturing—Con.				
3261	Plastics product manufacturing				
	All establishments	24	g	D	D
	Establishments with 1 to 4 employees	5	X	X	X
	Establishments with 5 to 9 employees	1	X	X	X
	Establishments with 10 to 19 employees	5	X	X	X
	Establishments with 20 to 49 employees	2	X	X	X
	Establishments with 50 to 99 employees	7	X	X	X
	Establishments with 100 to 249 employees	4	X	X	X
	Establishments with 250 to 499 employees	—	X	X	X
	Establishments with 500 to 999 employees	—	X	X	X
	Establishments with 1,000 employees or more	—	X	X	X
32612	Plastics pipe, pipe fitting, and unlaminated profile shape manufacturing				
	All establishments	4	255	3 570	15 500
	Establishments with 1 to 4 employees	1	X	X	X
	Establishments with 5 to 9 employees	—	X	X	X
	Establishments with 10 to 19 employees	1	X	X	X
	Establishments with 20 to 49 employees	—	X	X	X
	Establishments with 50 to 99 employees	1	X	X	X
	Establishments with 100 to 249 employees	1	X	X	X
	Establishments with 250 to 499 employees	—	X	X	X
	Establishments with 500 to 999 employees	—	X	X	X
	Establishments with 1,000 employees or more	—	X	X	X
326121	Unlaminated plastics profile shape manufacturing				
	All establishments	3	c	D	D
	Establishments with 1 to 4 employees	1	X	X	X
	Establishments with 5 to 9 employees	—	X	X	X
	Establishments with 10 to 19 employees	1	X	X	X
	Establishments with 20 to 49 employees	—	X	X	X
	Establishments with 50 to 99 employees	—	X	X	X
	Establishments with 100 to 249 employees	1	X	X	X
	Establishments with 250 to 499 employees	—	X	X	X
	Establishments with 500 to 999 employees	—	X	X	X
	Establishments with 1,000 employees or more	—	X	X	X
32614	Polystyrene foam product manufacturing				
	All establishments	4	e	D	D
	Establishments with 1 to 4 employees	—	X	X	X
	Establishments with 5 to 9 employees	—	X	X	X
	Establishments with 10 to 19 employees	2	X	X	X
	Establishments with 20 to 49 employees	—	X	X	X
	Establishments with 50 to 99 employees	1	X	X	X
	Establishments with 100 to 249 employees	1	X	X	X
	Establishments with 250 to 499 employees	—	X	X	X
	Establishments with 500 to 999 employees	—	X	X	X
	Establishments with 1,000 employees or more	—	X	X	X
326140	Polystyrene foam product manufacturing				
	All establishments	4	e	D	D
	Establishments with 1 to 4 employees	—	X	X	X
	Establishments with 5 to 9 employees	—	X	X	X
	Establishments with 10 to 19 employees	2	X	X	X
	Establishments with 20 to 49 employees	—	X	X	X
	Establishments with 50 to 99 employees	1	X	X	X
	Establishments with 100 to 249 employees	1	X	X	X
	Establishments with 250 to 499 employees	—	X	X	X
	Establishments with 500 to 999 employees	—	X	X	X
	Establishments with 1,000 employees or more	—	X	X	X
32615	Urethane and other foam product (except polystyrene) manufacturing				
	All establishments	3	c	D	D
	Establishments with 1 to 4 employees	1	X	X	X
	Establishments with 5 to 9 employees	—	X	X	X
	Establishments with 10 to 19 employees	—	X	X	X
	Establishments with 20 to 49 employees	—	X	X	X
	Establishments with 50 to 99 employees	1	X	X	X
	Establishments with 100 to 249 employees	1	X	X	X
	Establishments with 250 to 499 employees	—	X	X	X
	Establishments with 500 to 999 employees	—	X	X	X
	Establishments with 1,000 employees or more	—	X	X	X
326150	Urethane and other foam product (except polystyrene) manufacturing				
	All establishments	3	c	D	D
	Establishments with 1 to 4 employees	1	X	X	X
	Establishments with 5 to 9 employees	—	X	X	X
	Establishments with 10 to 19 employees	—	X	X	X
	Establishments with 20 to 49 employees	—	X	X	X
	Establishments with 50 to 99 employees	1	X	X	X
	Establishments with 100 to 249 employees	1	X	X	X
	Establishments with 250 to 499 employees	—	X	X	X
	Establishments with 500 to 999 employees	—	X	X	X
	Establishments with 1,000 employees or more	—	X	X	X

See footnotes at end of table.

Table 5. Establishments, Employees, and Payroll by Industry and Employment Size of Establishments by County: 2004—Con.

[Excludes most government employees, railroad employees, and self-employed persons. Size class 1 to 4 employees includes establishments having payroll, but no employees, during mid-March pay period. For meaning of abbreviations and symbols, see introductory text. For explanation of terms, see Appendix A. For statement on reliability, see the note at the end of the table and Appendix C]

NAICS code	Geography, kind of business, and employment size class	Establishments (number)	Paid employees for pay period including March 12 (number)	First-quarter payroll (\$1,000)	Annual payroll (\$1,000)
	SOMERSET—Con.				
31-33	Manufacturing—Con.				
326	Plastics and rubber products manufacturing—Con.				
3261	Plastics product manufacturing—Con.				
32619	Other plastics product manufacturing				
	All establishments	13	511	5 128	22 782
	Establishments with 1 to 4 employees	3	X	X	X
	Establishments with 5 to 9 employees	1	X	X	X
	Establishments with 10 to 19 employees	2	X	X	X
	Establishments with 20 to 49 employees	2	X	X	X
	Establishments with 50 to 99 employees	4	X	X	X
	Establishments with 100 to 249 employees	1	X	X	X
	Establishments with 250 to 499 employees	—	X	X	X
	Establishments with 500 to 999 employees	—	X	X	X
	Establishments with 1,000 employees or more	—	X	X	X
326199	All other plastics product manufacturing				
	All establishments	13	511	5 128	22 782
	Establishments with 1 to 4 employees	3	X	X	X
	Establishments with 5 to 9 employees	1	X	X	X
	Establishments with 10 to 19 employees	2	X	X	X
	Establishments with 20 to 49 employees	2	X	X	X
	Establishments with 50 to 99 employees	4	X	X	X
	Establishments with 100 to 249 employees	1	X	X	X
	Establishments with 250 to 499 employees	—	X	X	X
	Establishments with 500 to 999 employees	—	X	X	X
	Establishments with 1,000 employees or more	—	X	X	X
327	Nonmetallic mineral product manufacturing				
	All establishments	9	196	2 142	9 008
	Establishments with 1 to 4 employees	3	X	X	X
	Establishments with 5 to 9 employees	2	X	X	X
	Establishments with 10 to 19 employees	2	X	X	X
	Establishments with 20 to 49 employees	3	X	X	X
	Establishments with 50 to 99 employees	1	X	X	X
	Establishments with 100 to 249 employees	—	X	X	X
	Establishments with 250 to 499 employees	—	X	X	X
	Establishments with 500 to 999 employees	—	X	X	X
	Establishments with 1,000 employees or more	—	X	X	X
3273	Cement and concrete product manufacturing				
	All establishments	4	c	D	D
	Establishments with 1 to 4 employees	—	X	X	X
	Establishments with 5 to 9 employees	1	X	X	X
	Establishments with 10 to 19 employees	—	X	X	X
	Establishments with 20 to 49 employees	2	X	X	X
	Establishments with 50 to 99 employees	1	X	X	X
	Establishments with 100 to 249 employees	—	X	X	X
	Establishments with 250 to 499 employees	—	X	X	X
	Establishments with 500 to 999 employees	—	X	X	X
	Establishments with 1,000 employees or more	—	X	X	X
331	Primary metal manufacturing				
	All establishments	6	304	3 657	13 043
	Establishments with 1 to 4 employees	1	X	X	X
	Establishments with 5 to 9 employees	1	X	X	X
	Establishments with 10 to 19 employees	1	X	X	X
	Establishments with 20 to 49 employees	1	X	X	X
	Establishments with 50 to 99 employees	1	X	X	X
	Establishments with 100 to 249 employees	1	X	X	X
	Establishments with 250 to 499 employees	—	X	X	X
	Establishments with 500 to 999 employees	—	X	X	X
	Establishments with 1,000 employees or more	—	X	X	X
3312	Steel product manufacturing from purchased steel				
	All establishments	1	c	D	D
	Establishments with 1 to 4 employees	—	X	X	X
	Establishments with 5 to 9 employees	—	X	X	X
	Establishments with 10 to 19 employees	—	X	X	X
	Establishments with 20 to 49 employees	—	X	X	X
	Establishments with 50 to 99 employees	—	X	X	X
	Establishments with 100 to 249 employees	1	X	X	X
	Establishments with 250 to 499 employees	—	X	X	X
	Establishments with 500 to 999 employees	—	X	X	X
	Establishments with 1,000 employees or more	—	X	X	X
33121	Iron and steel pipe and tube manufacturing from purchased steel				
	All establishments	1	c	D	D
	Establishments with 1 to 4 employees	—	X	X	X
	Establishments with 5 to 9 employees	—	X	X	X
	Establishments with 10 to 19 employees	—	X	X	X
	Establishments with 20 to 49 employees	—	X	X	X
	Establishments with 50 to 99 employees	—	X	X	X
	Establishments with 100 to 249 employees	1	X	X	X
	Establishments with 250 to 499 employees	—	X	X	X
	Establishments with 500 to 999 employees	—	X	X	X
	Establishments with 1,000 employees or more	—	X	X	X

See footnotes at end of table.

Table 5. Establishments, Employees, and Payroll by Industry and Employment Size of Establishments by County: 2004—Con.

[Excludes most government employees, railroad employees, and self-employed persons. Size class 1 to 4 employees includes establishments having payroll, but no employees, during mid-March pay period. For meaning of abbreviations and symbols, see introductory text. For explanation of terms, see Appendix A. For statement on reliability, see the note at the end of the table and Appendix C]

NAICS code	Geography, kind of business, and employment size class	Establishments (number)	Paid employees for pay period including March 12 (number)	First-quarter payroll (\$1,000)	Annual payroll (\$1,000)
SOMERSET—Con.					
31-33	Manufacturing—Con.				
331	Primary metal manufacturing—Con.				
3312	Steel product manufacturing from purchased steel—Con.				
33121	Iron and steel pipe and tube manufacturing from purchased steel—Con.				
331210	Iron and steel pipe and tube manufacturing from purchased steel				
	All establishments	1	c	D	D
	Establishments with 1 to 4 employees	—	X	X	X
	Establishments with 5 to 9 employees	—	X	X	X
	Establishments with 10 to 19 employees	—	X	X	X
	Establishments with 20 to 49 employees	—	X	X	X
	Establishments with 50 to 99 employees	—	X	X	X
	Establishments with 100 to 249 employees	1	X	X	X
	Establishments with 250 to 499 employees	—	X	X	X
	Establishments with 500 to 999 employees	—	X	X	X
	Establishments with 1,000 employees or more	—	X	X	X
332	Fabricated metal product manufacturing				
	All establishments	55	1 194	11 897	52 465
	Establishments with 1 to 4 employees	22	X	X	X
	Establishments with 5 to 9 employees	12	X	X	X
	Establishments with 10 to 19 employees	10	X	X	X
	Establishments with 20 to 49 employees	4	X	X	X
	Establishments with 50 to 99 employees	5	X	X	X
	Establishments with 100 to 249 employees	1	X	X	X
	Establishments with 250 to 499 employees	1	X	X	X
	Establishments with 500 to 999 employees	—	X	X	X
	Establishments with 1,000 employees or more	—	X	X	X
3321	Forging and stamping				
	All establishments	4	198	2 109	8 036
	Establishments with 1 to 4 employees	1	X	X	X
	Establishments with 5 to 9 employees	—	X	X	X
	Establishments with 10 to 19 employees	—	X	X	X
	Establishments with 20 to 49 employees	1	X	X	X
	Establishments with 50 to 99 employees	2	X	X	X
	Establishments with 100 to 249 employees	—	X	X	X
	Establishments with 250 to 499 employees	—	X	X	X
	Establishments with 500 to 999 employees	—	X	X	X
	Establishments with 1,000 employees or more	—	X	X	X
33211	Forging and stamping				
	All establishments	4	198	2 109	8 036
	Establishments with 1 to 4 employees	1	X	X	X
	Establishments with 5 to 9 employees	—	X	X	X
	Establishments with 10 to 19 employees	—	X	X	X
	Establishments with 20 to 49 employees	1	X	X	X
	Establishments with 50 to 99 employees	2	X	X	X
	Establishments with 100 to 249 employees	—	X	X	X
	Establishments with 250 to 499 employees	—	X	X	X
	Establishments with 500 to 999 employees	—	X	X	X
	Establishments with 1,000 employees or more	—	X	X	X
332116	Metal stamping				
	All establishments	3	c	D	D
	Establishments with 1 to 4 employees	1	X	X	X
	Establishments with 5 to 9 employees	—	X	X	X
	Establishments with 10 to 19 employees	—	X	X	X
	Establishments with 20 to 49 employees	—	X	X	X
	Establishments with 50 to 99 employees	2	X	X	X
	Establishments with 100 to 249 employees	—	X	X	X
	Establishments with 250 to 499 employees	—	X	X	X
	Establishments with 500 to 999 employees	—	X	X	X
	Establishments with 1,000 employees or more	—	X	X	X
3323	Architectural and structural metals manufacturing				
	All establishments	9	144	1 703	7 810
	Establishments with 1 to 4 employees	3	X	X	X
	Establishments with 5 to 9 employees	2	X	X	X
	Establishments with 10 to 19 employees	2	X	X	X
	Establishments with 20 to 49 employees	1	X	X	X
	Establishments with 50 to 99 employees	1	X	X	X
	Establishments with 100 to 249 employees	—	X	X	X
	Establishments with 250 to 499 employees	—	X	X	X
	Establishments with 500 to 999 employees	—	X	X	X
	Establishments with 1,000 employees or more	—	X	X	X
33232	Ornamental and architectural metal products manufacturing				
	All establishments	4	101	1 241	5 566
	Establishments with 1 to 4 employees	1	X	X	X
	Establishments with 5 to 9 employees	1	X	X	X
	Establishments with 10 to 19 employees	—	X	X	X
	Establishments with 20 to 49 employees	1	X	X	X
	Establishments with 50 to 99 employees	1	X	X	X
	Establishments with 100 to 249 employees	—	X	X	X
	Establishments with 250 to 499 employees	—	X	X	X
	Establishments with 500 to 999 employees	—	X	X	X
	Establishments with 1,000 employees or more	—	X	X	X

See footnotes at end of table.

Table 5. Establishments, Employees, and Payroll by Industry and Employment Size of Establishments by County: 2004—Con.

[Excludes most government employees, railroad employees, and self-employed persons. Size class 1 to 4 employees includes establishments having payroll, but no employees, during mid-March pay period. For meaning of abbreviations and symbols, see introductory text. For explanation of terms, see Appendix A. For statement on reliability, see the note at the end of the table and Appendix C]

NAICS code	Geography, kind of business, and employment size class	Establishments (number)	Paid employees for pay period including March 12 (number)	First-quarter payroll (\$1,000)	Annual payroll (\$1,000)
	SOMERSET—Con.				
31-33	Manufacturing—Con.				
332	Fabricated metal product manufacturing—Con.				
3323	Architectural and structural metals manufacturing—Con.				
33232	Ornamental and architectural metal products manufacturing—Con.				
	All establishments—Con.				
	Establishments with 1,000 employees or more	—	X	X	X
3327	Machine shops; turned product; and screw, nut, and bolt manufacturing				
	All establishments	26	607	6 530	29 855
	Establishments with 1 to 4 employees	12	X	X	X
	Establishments with 5 to 9 employees	5	X	X	X
	Establishments with 10 to 19 employees	5	X	X	X
	Establishments with 20 to 49 employees	1	X	X	X
	Establishments with 50 to 99 employees	2	X	X	X
	Establishments with 100 to 249 employees	—	X	X	X
	Establishments with 250 to 499 employees	1	X	X	X
	Establishments with 500 to 999 employees	—	X	X	X
	Establishments with 1,000 employees or more	—	X	X	X
33271	Machine shops				
	All establishments	23	e	D	D
	Establishments with 1 to 4 employees	11	X	X	X
	Establishments with 5 to 9 employees	5	X	X	X
	Establishments with 10 to 19 employees	5	X	X	X
	Establishments with 20 to 49 employees	—	X	X	X
	Establishments with 50 to 99 employees	2	X	X	X
	Establishments with 100 to 249 employees	—	X	X	X
	Establishments with 250 to 499 employees	—	X	X	X
	Establishments with 500 to 999 employees	—	X	X	X
	Establishments with 1,000 employees or more	—	X	X	X
332710	Machine shops				
	All establishments	23	e	D	D
	Establishments with 1 to 4 employees	11	X	X	X
	Establishments with 5 to 9 employees	5	X	X	X
	Establishments with 10 to 19 employees	5	X	X	X
	Establishments with 20 to 49 employees	—	X	X	X
	Establishments with 50 to 99 employees	2	X	X	X
	Establishments with 100 to 249 employees	—	X	X	X
	Establishments with 250 to 499 employees	—	X	X	X
	Establishments with 500 to 999 employees	—	X	X	X
	Establishments with 1,000 employees or more	—	X	X	X
33272	Turned product and screw, nut, and bolt manufacturing				
	All establishments	3	e	D	D
	Establishments with 1 to 4 employees	1	X	X	X
	Establishments with 5 to 9 employees	—	X	X	X
	Establishments with 10 to 19 employees	—	X	X	X
	Establishments with 20 to 49 employees	1	X	X	X
	Establishments with 50 to 99 employees	—	X	X	X
	Establishments with 100 to 249 employees	—	X	X	X
	Establishments with 250 to 499 employees	1	X	X	X
	Establishments with 500 to 999 employees	—	X	X	X
	Establishments with 1,000 employees or more	—	X	X	X
332722	Bolt, nut, screw, rivet, and washer manufacturing				
	All establishments	2	e	D	D
	Establishments with 1 to 4 employees	—	X	X	X
	Establishments with 5 to 9 employees	—	X	X	X
	Establishments with 10 to 19 employees	—	X	X	X
	Establishments with 20 to 49 employees	1	X	X	X
	Establishments with 50 to 99 employees	—	X	X	X
	Establishments with 100 to 249 employees	—	X	X	X
	Establishments with 250 to 499 employees	1	X	X	X
	Establishments with 500 to 999 employees	—	X	X	X
	Establishments with 1,000 employees or more	—	X	X	X
3329	Other fabricated metal product manufacturing				
	All establishments	5	184	1 000	4 122
	Establishments with 1 to 4 employees	—	X	X	X
	Establishments with 5 to 9 employees	2	X	X	X
	Establishments with 10 to 19 employees	1	X	X	X
	Establishments with 20 to 49 employees	1	X	X	X
	Establishments with 50 to 99 employees	—	X	X	X
	Establishments with 100 to 249 employees	1	X	X	X
	Establishments with 250 to 499 employees	—	X	X	X
	Establishments with 500 to 999 employees	—	X	X	X
	Establishments with 1,000 employees or more	—	X	X	X

See footnotes at end of table.

Table 5. Establishments, Employees, and Payroll by Industry and Employment Size of Establishments by County: 2004—Con.

[Excludes most government employees, railroad employees, and self-employed persons. Size class 1 to 4 employees includes establishments having payroll, but no employees, during mid-March pay period. For meaning of abbreviations and symbols, see introductory text. For explanation of terms, see Appendix A. For statement on reliability, see the note at the end of the table and Appendix C]

NAICS code	Geography, kind of business, and employment size class	Establishments (number)	Paid employees for pay period including March 12 (number)	First-quarter payroll (\$1,000)	Annual payroll (\$1,000)
	SOMERSET—Con.				
31-33	Manufacturing—Con.				
332	Fabricated metal product manufacturing—Con.				
3329	Other fabricated metal product manufacturing—Con.				
33299	All other fabricated metal product manufacturing				
	All establishments	5	184	1 000	4 122
	Establishments with 1 to 4 employees	—	X	X	X
	Establishments with 5 to 9 employees	2	X	X	X
	Establishments with 10 to 19 employees	1	X	X	X
	Establishments with 20 to 49 employees	1	X	X	X
	Establishments with 50 to 99 employees	—	X	X	X
	Establishments with 100 to 249 employees	1	X	X	X
	Establishments with 250 to 499 employees	—	X	X	X
	Establishments with 500 to 999 employees	—	X	X	X
	Establishments with 1,000 employees or more	—	X	X	X
332996	Fabricated pipe and pipe fitting manufacturing				
	All establishments	2	c	D	D
	Establishments with 1 to 4 employees	—	X	X	X
	Establishments with 5 to 9 employees	—	X	X	X
	Establishments with 10 to 19 employees	—	X	X	X
	Establishments with 20 to 49 employees	1	X	X	X
	Establishments with 50 to 99 employees	—	X	X	X
	Establishments with 100 to 249 employees	1	X	X	X
	Establishments with 250 to 499 employees	—	X	X	X
	Establishments with 500 to 999 employees	—	X	X	X
	Establishments with 1,000 employees or more	—	X	X	X
333	Machinery manufacturing				
	All establishments	26	755	12 306	45 940
	Establishments with 1 to 4 employees	9	X	X	X
	Establishments with 5 to 9 employees	4	X	X	X
	Establishments with 10 to 19 employees	4	X	X	X
	Establishments with 20 to 49 employees	5	X	X	X
	Establishments with 50 to 99 employees	2	X	X	X
	Establishments with 100 to 249 employees	2	X	X	X
	Establishments with 250 to 499 employees	—	X	X	X
	Establishments with 500 to 999 employees	—	X	X	X
	Establishments with 1,000 employees or more	—	X	X	X
3332	Industrial machinery manufacturing				
	All establishments	9	431	7 811	26 892
	Establishments with 1 to 4 employees	5	X	X	X
	Establishments with 5 to 9 employees	—	X	X	X
	Establishments with 10 to 19 employees	1	X	X	X
	Establishments with 20 to 49 employees	1	X	X	X
	Establishments with 50 to 99 employees	—	X	X	X
	Establishments with 100 to 249 employees	2	X	X	X
	Establishments with 250 to 499 employees	—	X	X	X
	Establishments with 500 to 999 employees	—	X	X	X
	Establishments with 1,000 employees or more	—	X	X	X
33322	Plastics and rubber industry machinery manufacturing				
	All establishments	1	c	D	D
	Establishments with 1 to 4 employees	—	X	X	X
	Establishments with 5 to 9 employees	—	X	X	X
	Establishments with 10 to 19 employees	—	X	X	X
	Establishments with 20 to 49 employees	—	X	X	X
	Establishments with 50 to 99 employees	—	X	X	X
	Establishments with 100 to 249 employees	1	X	X	X
	Establishments with 250 to 499 employees	—	X	X	X
	Establishments with 500 to 999 employees	—	X	X	X
	Establishments with 1,000 employees or more	—	X	X	X
333220	Plastics and rubber industry machinery manufacturing				
	All establishments	1	c	D	D
	Establishments with 1 to 4 employees	—	X	X	X
	Establishments with 5 to 9 employees	—	X	X	X
	Establishments with 10 to 19 employees	—	X	X	X
	Establishments with 20 to 49 employees	—	X	X	X
	Establishments with 50 to 99 employees	—	X	X	X
	Establishments with 100 to 249 employees	1	X	X	X
	Establishments with 250 to 499 employees	—	X	X	X
	Establishments with 500 to 999 employees	—	X	X	X
	Establishments with 1,000 employees or more	—	X	X	X
33329	Other industrial machinery manufacturing				
	All establishments	8	e	D	D
	Establishments with 1 to 4 employees	5	X	X	X
	Establishments with 5 to 9 employees	—	X	X	X
	Establishments with 10 to 19 employees	1	X	X	X
	Establishments with 20 to 49 employees	1	X	X	X
	Establishments with 50 to 99 employees	—	X	X	X
	Establishments with 100 to 249 employees	1	X	X	X
	Establishments with 250 to 499 employees	—	X	X	X
	Establishments with 500 to 999 employees	—	X	X	X
	Establishments with 1,000 employees or more	—	X	X	X

See footnotes at end of table.

Table 5. Establishments, Employees, and Payroll by Industry and Employment Size of Establishments by County: 2004—Con.

[Excludes most government employees, railroad employees, and self-employed persons. Size class 1 to 4 employees includes establishments having payroll, but no employees, during mid-March pay period. For meaning of abbreviations and symbols, see introductory text. For explanation of terms, see Appendix A. For statement on reliability, see the note at the end of the table and Appendix C]

NAICS code	Geography, kind of business, and employment size class	Establishments (number)	Paid employees for pay period including March 12 (number)	First-quarter payroll (\$1,000)	Annual payroll (\$1,000)
SOMERSET—Con.					
31-33	Manufacturing—Con.				
333	Machinery manufacturing—Con.				
3332	Industrial machinery manufacturing—Con.				
33329	Other industrial machinery manufacturing—Con.				
333295	Semiconductor machinery manufacturing				
	All establishments	1	c	D	D
	Establishments with 1 to 4 employees	—	X	X	X
	Establishments with 5 to 9 employees	—	X	X	X
	Establishments with 10 to 19 employees	—	X	X	X
	Establishments with 20 to 49 employees	—	X	X	X
	Establishments with 50 to 99 employees	—	X	X	X
	Establishments with 100 to 249 employees	1	X	X	X
	Establishments with 250 to 499 employees	—	X	X	X
	Establishments with 500 to 999 employees	—	X	X	X
	Establishments with 1,000 employees or more	—	X	X	X
3335	Metalworking machinery manufacturing				
	All establishments	7	c	D	D
	Establishments with 1 to 4 employees	1	X	X	X
	Establishments with 5 to 9 employees	2	X	X	X
	Establishments with 10 to 19 employees	2	X	X	X
	Establishments with 20 to 49 employees	2	X	X	X
	Establishments with 50 to 99 employees	—	X	X	X
	Establishments with 100 to 249 employees	—	X	X	X
	Establishments with 250 to 499 employees	—	X	X	X
	Establishments with 500 to 999 employees	—	X	X	X
	Establishments with 1,000 employees or more	—	X	X	X
33351	Metalworking machinery manufacturing				
	All establishments	7	c	D	D
	Establishments with 1 to 4 employees	1	X	X	X
	Establishments with 5 to 9 employees	2	X	X	X
	Establishments with 10 to 19 employees	2	X	X	X
	Establishments with 20 to 49 employees	2	X	X	X
	Establishments with 50 to 99 employees	—	X	X	X
	Establishments with 100 to 249 employees	—	X	X	X
	Establishments with 250 to 499 employees	—	X	X	X
	Establishments with 500 to 999 employees	—	X	X	X
	Establishments with 1,000 employees or more	—	X	X	X
3339	Other general purpose machinery manufacturing				
	All establishments	6	181	2 492	11 168
	Establishments with 1 to 4 employees	1	X	X	X
	Establishments with 5 to 9 employees	1	X	X	X
	Establishments with 10 to 19 employees	1	X	X	X
	Establishments with 20 to 49 employees	1	X	X	X
	Establishments with 50 to 99 employees	2	X	X	X
	Establishments with 100 to 249 employees	—	X	X	X
	Establishments with 250 to 499 employees	—	X	X	X
	Establishments with 500 to 999 employees	—	X	X	X
	Establishments with 1,000 employees or more	—	X	X	X
33399	All other general purpose machinery manufacturing				
	All establishments	4	c	D	D
	Establishments with 1 to 4 employees	1	X	X	X
	Establishments with 5 to 9 employees	—	X	X	X
	Establishments with 10 to 19 employees	1	X	X	X
	Establishments with 20 to 49 employees	1	X	X	X
	Establishments with 50 to 99 employees	1	X	X	X
	Establishments with 100 to 249 employees	—	X	X	X
	Establishments with 250 to 499 employees	—	X	X	X
	Establishments with 500 to 999 employees	—	X	X	X
	Establishments with 1,000 employees or more	—	X	X	X
334	Computer and electronic product manufacturing				
	All establishments	25	1 762	35 227	134 949
	Establishments with 1 to 4 employees	9	X	X	X
	Establishments with 5 to 9 employees	2	X	X	X
	Establishments with 10 to 19 employees	4	X	X	X
	Establishments with 20 to 49 employees	4	X	X	X
	Establishments with 50 to 99 employees	1	X	X	X
	Establishments with 100 to 249 employees	2	X	X	X
	Establishments with 250 to 499 employees	3	X	X	X
	Establishments with 500 to 999 employees	—	X	X	X
	Establishments with 1,000 employees or more	—	X	X	X
3342	Communications equipment manufacturing				
	All establishments	5	f	D	D
	Establishments with 1 to 4 employees	1	X	X	X
	Establishments with 5 to 9 employees	—	X	X	X
	Establishments with 10 to 19 employees	1	X	X	X
	Establishments with 20 to 49 employees	—	X	X	X
	Establishments with 50 to 99 employees	1	X	X	X
	Establishments with 100 to 249 employees	2	X	X	X
	Establishments with 250 to 499 employees	—	X	X	X
	Establishments with 500 to 999 employees	—	X	X	X
	Establishments with 1,000 employees or more	—	X	X	X

See footnotes at end of table.

Table 5. Establishments, Employees, and Payroll by Industry and Employment Size of Establishments by County: 2004—Con.

[Excludes most government employees, railroad employees, and self-employed persons. Size class 1 to 4 employees includes establishments having payroll, but no employees, during mid-March pay period. For meaning of abbreviations and symbols, see introductory text. For explanation of terms, see Appendix A. For statement on reliability, see the note at the end of the table and Appendix C]

NAICS code	Geography, kind of business, and employment size class	Establishments (number)	Paid employees for pay period including March 12 (number)	First-quarter payroll (\$1,000)	Annual payroll (\$1,000)
	SOMERSET—Con.				
31-33	Manufacturing—Con.				
334	Computer and electronic product manufacturing—Con.				
3342	Communications equipment manufacturing—Con.				
33422	Radio and television broadcasting and wireless communications equipment manufacturing				
	All establishments	3	509	10 945	48 940
	Establishments with 1 to 4 employees	—	X	X	X
	Establishments with 5 to 9 employees	—	X	X	X
	Establishments with 10 to 19 employees	—	X	X	X
	Establishments with 20 to 49 employees	—	X	X	X
	Establishments with 50 to 99 employees	1	X	X	X
	Establishments with 100 to 249 employees	2	X	X	X
	Establishments with 250 to 499 employees	—	X	X	X
	Establishments with 500 to 999 employees	—	X	X	X
	Establishments with 1,000 employees or more	—	X	X	X
334220	Radio and television broadcasting and wireless communications equipment manufacturing				
	All establishments	3	509	10 945	48 940
	Establishments with 1 to 4 employees	—	X	X	X
	Establishments with 5 to 9 employees	—	X	X	X
	Establishments with 10 to 19 employees	—	X	X	X
	Establishments with 20 to 49 employees	—	X	X	X
	Establishments with 50 to 99 employees	1	X	X	X
	Establishments with 100 to 249 employees	2	X	X	X
	Establishments with 250 to 499 employees	—	X	X	X
	Establishments with 500 to 999 employees	—	X	X	X
	Establishments with 1,000 employees or more	—	X	X	X
3344	Semiconductor and other electronic component manufacturing				
	All establishments	7	520	12 061	41 659
	Establishments with 1 to 4 employees	3	X	X	X
	Establishments with 5 to 9 employees	1	X	X	X
	Establishments with 10 to 19 employees	—	X	X	X
	Establishments with 20 to 49 employees	2	X	X	X
	Establishments with 50 to 99 employees	—	X	X	X
	Establishments with 100 to 249 employees	—	X	X	X
	Establishments with 250 to 499 employees	1	X	X	X
	Establishments with 500 to 999 employees	—	X	X	X
	Establishments with 1,000 employees or more	—	X	X	X
33441	Semiconductor and other electronic component manufacturing				
	All establishments	7	520	12 061	41 659
	Establishments with 1 to 4 employees	3	X	X	X
	Establishments with 5 to 9 employees	1	X	X	X
	Establishments with 10 to 19 employees	—	X	X	X
	Establishments with 20 to 49 employees	2	X	X	X
	Establishments with 50 to 99 employees	—	X	X	X
	Establishments with 100 to 249 employees	—	X	X	X
	Establishments with 250 to 499 employees	1	X	X	X
	Establishments with 500 to 999 employees	—	X	X	X
	Establishments with 1,000 employees or more	—	X	X	X
334413	Semiconductor and related device manufacturing				
	All establishments	2	e	D	D
	Establishments with 1 to 4 employees	1	X	X	X
	Establishments with 5 to 9 employees	—	X	X	X
	Establishments with 10 to 19 employees	—	X	X	X
	Establishments with 20 to 49 employees	—	X	X	X
	Establishments with 50 to 99 employees	—	X	X	X
	Establishments with 100 to 249 employees	—	X	X	X
	Establishments with 250 to 499 employees	1	X	X	X
	Establishments with 500 to 999 employees	—	X	X	X
	Establishments with 1,000 employees or more	—	X	X	X
3345	Navigational, measuring, electromedical, and control instruments manufacturing				
	All establishments	10	625	10 633	36 928
	Establishments with 1 to 4 employees	4	X	X	X
	Establishments with 5 to 9 employees	1	X	X	X
	Establishments with 10 to 19 employees	3	X	X	X
	Establishments with 20 to 49 employees	—	X	X	X
	Establishments with 50 to 99 employees	—	X	X	X
	Establishments with 100 to 249 employees	—	X	X	X
	Establishments with 250 to 499 employees	2	X	X	X
	Establishments with 500 to 999 employees	—	X	X	X
	Establishments with 1,000 employees or more	—	X	X	X
33451	Navigational, measuring, electromedical, and control instruments manufacturing				
	All establishments	10	625	10 633	36 928
	Establishments with 1 to 4 employees	4	X	X	X
	Establishments with 5 to 9 employees	1	X	X	X
	Establishments with 10 to 19 employees	3	X	X	X
	Establishments with 20 to 49 employees	—	X	X	X
	Establishments with 50 to 99 employees	—	X	X	X
	Establishments with 100 to 249 employees	—	X	X	X

See footnotes at end of table.

Table 5. Establishments, Employees, and Payroll by Industry and Employment Size of Establishments by County: 2004—Con.

[Excludes most government employees, railroad employees, and self-employed persons. Size class 1 to 4 employees includes establishments having payroll, but no employees, during mid-March pay period. For meaning of abbreviations and symbols, see introductory text. For explanation of terms, see Appendix A. For statement on reliability, see the note at the end of the table and Appendix C]

NAICS code	Geography, kind of business, and employment size class	Establishments (number)	Paid employees for pay period including March 12 (number)	First-quarter payroll (\$1,000)	Annual payroll (\$1,000)
	SOMERSET—Con.				
31-33	Manufacturing—Con.				
334	Computer and electronic product manufacturing—Con.				
3345	Navigational, measuring, electromedical, and control instruments manufacturing—Con.				
33451	Navigational, measuring, electromedical, and control instruments manufacturing—Con.				
	All establishments—Con.				
	Establishments with 250 to 499 employees	2	X	X	X
	Establishments with 500 to 999 employees	—	X	X	X
	Establishments with 1,000 employees or more	—	X	X	X
334510	Electromedical and electrotherapeutic apparatus manufacturing				
	All establishments	3	e	D	D
	Establishments with 1 to 4 employees	1	X	X	X
	Establishments with 5 to 9 employees	—	X	X	X
	Establishments with 10 to 19 employees	1	X	X	X
	Establishments with 20 to 49 employees	—	X	X	X
	Establishments with 50 to 99 employees	—	X	X	X
	Establishments with 100 to 249 employees	—	X	X	X
	Establishments with 250 to 499 employees	1	X	X	X
	Establishments with 500 to 999 employees	—	X	X	X
	Establishments with 1,000 employees or more	—	X	X	X
334513	Instruments and related products manufacturing for measuring, displaying, and controlling industrial process variables				
	All establishments	2	e	D	D
	Establishments with 1 to 4 employees	1	X	X	X
	Establishments with 5 to 9 employees	—	X	X	X
	Establishments with 10 to 19 employees	—	X	X	X
	Establishments with 20 to 49 employees	—	X	X	X
	Establishments with 50 to 99 employees	—	X	X	X
	Establishments with 100 to 249 employees	—	X	X	X
	Establishments with 250 to 499 employees	1	X	X	X
	Establishments with 500 to 999 employees	—	X	X	X
	Establishments with 1,000 employees or more	—	X	X	X
335	Electrical equipment, appliance, and component manufacturing				
	All establishments	9	101	893	4 345
	Establishments with 1 to 4 employees	3	X	X	X
	Establishments with 5 to 9 employees	1	X	X	X
	Establishments with 10 to 19 employees	3	X	X	X
	Establishments with 20 to 49 employees	2	X	X	X
	Establishments with 50 to 99 employees	—	X	X	X
	Establishments with 100 to 249 employees	—	X	X	X
	Establishments with 250 to 499 employees	—	X	X	X
	Establishments with 500 to 999 employees	—	X	X	X
	Establishments with 1,000 employees or more	—	X	X	X
336	Transportation equipment manufacturing				
	All establishments	6	113	812	3 641
	Establishments with 1 to 4 employees	2	X	X	X
	Establishments with 5 to 9 employees	1	X	X	X
	Establishments with 10 to 19 employees	1	X	X	X
	Establishments with 20 to 49 employees	1	X	X	X
	Establishments with 50 to 99 employees	1	X	X	X
	Establishments with 100 to 249 employees	—	X	X	X
	Establishments with 250 to 499 employees	—	X	X	X
	Establishments with 500 to 999 employees	—	X	X	X
	Establishments with 1,000 employees or more	—	X	X	X
337	Furniture and related product manufacturing				
	All establishments	16	210	2 112	8 205
	Establishments with 1 to 4 employees	5	X	X	X
	Establishments with 5 to 9 employees	4	X	X	X
	Establishments with 10 to 19 employees	3	X	X	X
	Establishments with 20 to 49 employees	4	X	X	X
	Establishments with 50 to 99 employees	—	X	X	X
	Establishments with 100 to 249 employees	—	X	X	X
	Establishments with 250 to 499 employees	—	X	X	X
	Establishments with 500 to 999 employees	—	X	X	X
	Establishments with 1,000 employees or more	—	X	X	X
3371	Household and institutional furniture and kitchen cabinet manufacturing				
	All establishments	11	105	897	4 292
	Establishments with 1 to 4 employees	5	X	X	X
	Establishments with 5 to 9 employees	3	X	X	X
	Establishments with 10 to 19 employees	1	X	X	X
	Establishments with 20 to 49 employees	2	X	X	X
	Establishments with 50 to 99 employees	—	X	X	X
	Establishments with 100 to 249 employees	—	X	X	X
	Establishments with 250 to 499 employees	—	X	X	X
	Establishments with 500 to 999 employees	—	X	X	X
	Establishments with 1,000 employees or more	—	X	X	X

See footnotes at end of table.

Table 5. Establishments, Employees, and Payroll by Industry and Employment Size of Establishments by County: 2004—Con.

[Excludes most government employees, railroad employees, and self-employed persons. Size class 1 to 4 employees includes establishments having payroll, but no employees, during mid-March pay period. For meaning of abbreviations and symbols, see introductory text. For explanation of terms, see Appendix A. For statement on reliability, see the note at the end of the table and Appendix C]

NAICS code	Geography, kind of business, and employment size class	Establishments (number)	Paid employees for pay period including March 12 (number)	First-quarter payroll (\$1,000)	Annual payroll (\$1,000)
	SOMERSET—Con.				
31-33	Manufacturing—Con.				
337	Furniture and related product manufacturing—Con.				
3372	Office furniture (including fixtures) manufacturing				
	All establishments	5	105	1 215	3 913
	Establishments with 1 to 4 employees	—	X	X	X
	Establishments with 5 to 9 employees	1	X	X	X
	Establishments with 10 to 19 employees	2	X	X	X
	Establishments with 20 to 49 employees	2	X	X	X
	Establishments with 50 to 99 employees	—	X	X	X
	Establishments with 100 to 249 employees	—	X	X	X
	Establishments with 250 to 499 employees	—	X	X	X
	Establishments with 500 to 999 employees	—	X	X	X
	Establishments with 1,000 employees or more	—	X	X	X
33721	Office furniture (including fixtures) manufacturing				
	All establishments	5	105	1 215	3 913
	Establishments with 1 to 4 employees	—	X	X	X
	Establishments with 5 to 9 employees	1	X	X	X
	Establishments with 10 to 19 employees	2	X	X	X
	Establishments with 20 to 49 employees	2	X	X	X
	Establishments with 50 to 99 employees	—	X	X	X
	Establishments with 100 to 249 employees	—	X	X	X
	Establishments with 250 to 499 employees	—	X	X	X
	Establishments with 500 to 999 employees	—	X	X	X
	Establishments with 1,000 employees or more	—	X	X	X
339	Miscellaneous manufacturing				
	All establishments	30	660	10 624	43 574
	Establishments with 1 to 4 employees	15	X	X	X
	Establishments with 5 to 9 employees	7	X	X	X
	Establishments with 10 to 19 employees	2	X	X	X
	Establishments with 20 to 49 employees	2	X	X	X
	Establishments with 50 to 99 employees	2	X	X	X
	Establishments with 100 to 249 employees	2	X	X	X
	Establishments with 250 to 499 employees	—	X	X	X
	Establishments with 500 to 999 employees	—	X	X	X
	Establishments with 1,000 employees or more	—	X	X	X
3391	Medical equipment and supplies manufacturing				
	All establishments	19	623	10 220	41 774
	Establishments with 1 to 4 employees	6	X	X	X
	Establishments with 5 to 9 employees	6	X	X	X
	Establishments with 10 to 19 employees	1	X	X	X
	Establishments with 20 to 49 employees	2	X	X	X
	Establishments with 50 to 99 employees	2	X	X	X
	Establishments with 100 to 249 employees	2	X	X	X
	Establishments with 250 to 499 employees	—	X	X	X
	Establishments with 500 to 999 employees	—	X	X	X
	Establishments with 1,000 employees or more	—	X	X	X
33911	Medical equipment and supplies manufacturing				
	All establishments	19	623	10 220	41 774
	Establishments with 1 to 4 employees	6	X	X	X
	Establishments with 5 to 9 employees	6	X	X	X
	Establishments with 10 to 19 employees	1	X	X	X
	Establishments with 20 to 49 employees	2	X	X	X
	Establishments with 50 to 99 employees	2	X	X	X
	Establishments with 100 to 249 employees	2	X	X	X
	Establishments with 250 to 499 employees	—	X	X	X
	Establishments with 500 to 999 employees	—	X	X	X
	Establishments with 1,000 employees or more	—	X	X	X
339113	Surgical appliance and supplies manufacturing				
	All establishments	5	410	8 191	33 480
	Establishments with 1 to 4 employees	1	X	X	X
	Establishments with 5 to 9 employees	1	X	X	X
	Establishments with 10 to 19 employees	—	X	X	X
	Establishments with 20 to 49 employees	1	X	X	X
	Establishments with 50 to 99 employees	—	X	X	X
	Establishments with 100 to 249 employees	2	X	X	X
	Establishments with 250 to 499 employees	—	X	X	X
	Establishments with 500 to 999 employees	—	X	X	X
	Establishments with 1,000 employees or more	—	X	X	X
42	Wholesale trade				
	All establishments	626	14 749	250 230	1 059 693
	Establishments with 1 to 4 employees	349	X	X	X
	Establishments with 5 to 9 employees	103	X	X	X
	Establishments with 10 to 19 employees	70	X	X	X
	Establishments with 20 to 49 employees	48	X	X	X
	Establishments with 50 to 99 employees	27	X	X	X
	Establishments with 100 to 249 employees	19	X	X	X
	Establishments with 250 to 499 employees	5	X	X	X
	Establishments with 500 to 999 employees	3	X	X	X
	Establishments with 1,000 employees or more	2	X	X	X

See footnotes at end of table.

Table 5. Establishments, Employees, and Payroll by Industry and Employment Size of Establishments by County: 2004—Con.

[Excludes most government employees, railroad employees, and self-employed persons. Size class 1 to 4 employees includes establishments having payroll, but no employees, during mid-March pay period. For meaning of abbreviations and symbols, see introductory text. For explanation of terms, see Appendix A. For statement on reliability, see the note at the end of the table and Appendix C]

NAICS code	Geography, kind of business, and employment size class	Establishments (number)	Paid employees for pay period including March 12 (number)	First-quarter payroll (\$1,000)	Annual payroll (\$1,000)
	SOMERSET—Con.				
42	Wholesale trade—Con.				
423	Durable goods merchant wholesalers				
	All establishments	381	7 631	125 600	546 277
	Establishments with 1 to 4 employees	183	X	X	X
	Establishments with 5 to 9 employees	70	X	X	X
	Establishments with 10 to 19 employees	52	X	X	X
	Establishments with 20 to 49 employees	39	X	X	X
	Establishments with 50 to 99 employees	21	X	X	X
	Establishments with 100 to 249 employees	12	X	X	X
	Establishments with 250 to 499 employees	3	X	X	X
	Establishments with 500 to 999 employees	1	X	X	X
	Establishments with 1,000 employees or more	—	X	X	X
4231	Motor vehicle and motor vehicle parts and supplies merchant wholesalers				
	All establishments	28	586	6 666	28 118
	Establishments with 1 to 4 employees	11	X	X	X
	Establishments with 5 to 9 employees	6	X	X	X
	Establishments with 10 to 19 employees	4	X	X	X
	Establishments with 20 to 49 employees	3	X	X	X
	Establishments with 50 to 99 employees	2	X	X	X
	Establishments with 100 to 249 employees	2	X	X	X
	Establishments with 250 to 499 employees	—	X	X	X
	Establishments with 500 to 999 employees	—	X	X	X
	Establishments with 1,000 employees or more	—	X	X	X
42311	Automobile and other motor vehicle merchant wholesalers				
	All establishments	7	316	4 678	19 951
	Establishments with 1 to 4 employees	2	X	X	X
	Establishments with 5 to 9 employees	1	X	X	X
	Establishments with 10 to 19 employees	—	X	X	X
	Establishments with 20 to 49 employees	1	X	X	X
	Establishments with 50 to 99 employees	2	X	X	X
	Establishments with 100 to 249 employees	1	X	X	X
	Establishments with 250 to 499 employees	—	X	X	X
	Establishments with 500 to 999 employees	—	X	X	X
	Establishments with 1,000 employees or more	—	X	X	X
423110	Automobile and other motor vehicle merchant wholesalers				
	All establishments	7	316	4 678	19 951
	Establishments with 1 to 4 employees	2	X	X	X
	Establishments with 5 to 9 employees	1	X	X	X
	Establishments with 10 to 19 employees	—	X	X	X
	Establishments with 20 to 49 employees	1	X	X	X
	Establishments with 50 to 99 employees	2	X	X	X
	Establishments with 100 to 249 employees	1	X	X	X
	Establishments with 250 to 499 employees	—	X	X	X
	Establishments with 500 to 999 employees	—	X	X	X
	Establishments with 1,000 employees or more	—	X	X	X
42312	Motor vehicle supplies and new parts merchant wholesalers				
	All establishments	16	208	1 403	5 987
	Establishments with 1 to 4 employees	7	X	X	X
	Establishments with 5 to 9 employees	4	X	X	X
	Establishments with 10 to 19 employees	4	X	X	X
	Establishments with 20 to 49 employees	—	X	X	X
	Establishments with 50 to 99 employees	—	X	X	X
	Establishments with 100 to 249 employees	1	X	X	X
	Establishments with 250 to 499 employees	—	X	X	X
	Establishments with 500 to 999 employees	—	X	X	X
	Establishments with 1,000 employees or more	—	X	X	X
423120	Motor vehicle supplies and new parts merchant wholesalers				
	All establishments	16	208	1 403	5 987
	Establishments with 1 to 4 employees	7	X	X	X
	Establishments with 5 to 9 employees	4	X	X	X
	Establishments with 10 to 19 employees	4	X	X	X
	Establishments with 20 to 49 employees	—	X	X	X
	Establishments with 50 to 99 employees	—	X	X	X
	Establishments with 100 to 249 employees	1	X	X	X
	Establishments with 250 to 499 employees	—	X	X	X
	Establishments with 500 to 999 employees	—	X	X	X
	Establishments with 1,000 employees or more	—	X	X	X
4232	Furniture and home furnishing merchant wholesalers				
	All establishments	23	565	7 948	32 296
	Establishments with 1 to 4 employees	10	X	X	X
	Establishments with 5 to 9 employees	1	X	X	X
	Establishments with 10 to 19 employees	4	X	X	X
	Establishments with 20 to 49 employees	3	X	X	X
	Establishments with 50 to 99 employees	3	X	X	X
	Establishments with 100 to 249 employees	2	X	X	X
	Establishments with 250 to 499 employees	—	X	X	X
	Establishments with 500 to 999 employees	—	X	X	X
	Establishments with 1,000 employees or more	—	X	X	X

See footnotes at end of table.

Table 5. Establishments, Employees, and Payroll by Industry and Employment Size of Establishments by County: 2004—Con.

[Excludes most government employees, railroad employees, and self-employed persons. Size class 1 to 4 employees includes establishments having payroll, but no employees, during mid-March pay period. For meaning of abbreviations and symbols, see introductory text. For explanation of terms, see Appendix A. For statement on reliability, see the note at the end of the table and Appendix C]

NAICS code	Geography, kind of business, and employment size class	Establishments (number)	Paid employees for pay period including March 12 (number)	First-quarter payroll (\$1,000)	Annual payroll (\$1,000)
	SOMERSET—Con.				
42	Wholesale trade—Con.				
423	Durable goods merchant wholesalers—Con.				
4232	Furniture and home furnishing merchant wholesalers—Con.				
42321	Furniture merchant wholesalers				
	All establishments	13	330	4 802	18 731
	Establishments with 1 to 4 employees	6	X	X	X
	Establishments with 5 to 9 employees	1	X	X	X
	Establishments with 10 to 19 employees	3	X	X	X
	Establishments with 20 to 49 employees	—	X	X	X
	Establishments with 50 to 99 employees	1	X	X	X
	Establishments with 100 to 249 employees	2	X	X	X
	Establishments with 250 to 499 employees	—	X	X	X
	Establishments with 500 to 999 employees	—	X	X	X
	Establishments with 1,000 employees or more	—	X	X	X
423210	Furniture merchant wholesalers				
	All establishments	13	330	4 802	18 731
	Establishments with 1 to 4 employees	6	X	X	X
	Establishments with 5 to 9 employees	1	X	X	X
	Establishments with 10 to 19 employees	3	X	X	X
	Establishments with 20 to 49 employees	—	X	X	X
	Establishments with 50 to 99 employees	1	X	X	X
	Establishments with 100 to 249 employees	2	X	X	X
	Establishments with 250 to 499 employees	—	X	X	X
	Establishments with 500 to 999 employees	—	X	X	X
	Establishments with 1,000 employees or more	—	X	X	X
42322	Home furnishing merchant wholesalers				
	All establishments	10	235	3 146	13 565
	Establishments with 1 to 4 employees	4	X	X	X
	Establishments with 5 to 9 employees	—	X	X	X
	Establishments with 10 to 19 employees	1	X	X	X
	Establishments with 20 to 49 employees	3	X	X	X
	Establishments with 50 to 99 employees	2	X	X	X
	Establishments with 100 to 249 employees	—	X	X	X
	Establishments with 250 to 499 employees	—	X	X	X
	Establishments with 500 to 999 employees	—	X	X	X
	Establishments with 1,000 employees or more	—	X	X	X
423220	Home furnishing merchant wholesalers				
	All establishments	10	235	3 146	13 565
	Establishments with 1 to 4 employees	4	X	X	X
	Establishments with 5 to 9 employees	—	X	X	X
	Establishments with 10 to 19 employees	1	X	X	X
	Establishments with 20 to 49 employees	3	X	X	X
	Establishments with 50 to 99 employees	2	X	X	X
	Establishments with 100 to 249 employees	—	X	X	X
	Establishments with 250 to 499 employees	—	X	X	X
	Establishments with 500 to 999 employees	—	X	X	X
	Establishments with 1,000 employees or more	—	X	X	X
4233	Lumber and other construction materials merchant wholesalers				
	All establishments	17	242	3 649	14 688
	Establishments with 1 to 4 employees	7	X	X	X
	Establishments with 5 to 9 employees	3	X	X	X
	Establishments with 10 to 19 employees	2	X	X	X
	Establishments with 20 to 49 employees	3	X	X	X
	Establishments with 50 to 99 employees	2	X	X	X
	Establishments with 100 to 249 employees	—	X	X	X
	Establishments with 250 to 499 employees	—	X	X	X
	Establishments with 500 to 999 employees	—	X	X	X
	Establishments with 1,000 employees or more	—	X	X	X
42331	Lumber, plywood, millwork, and wood panel merchant wholesalers				
	All establishments	6	108	2 061	7 506
	Establishments with 1 to 4 employees	3	X	X	X
	Establishments with 5 to 9 employees	—	X	X	X
	Establishments with 10 to 19 employees	1	X	X	X
	Establishments with 20 to 49 employees	1	X	X	X
	Establishments with 50 to 99 employees	1	X	X	X
	Establishments with 100 to 249 employees	—	X	X	X
	Establishments with 250 to 499 employees	—	X	X	X
	Establishments with 500 to 999 employees	—	X	X	X
	Establishments with 1,000 employees or more	—	X	X	X
423310	Lumber, plywood, millwork, and wood panel merchant wholesalers				
	All establishments	6	108	2 061	7 506
	Establishments with 1 to 4 employees	3	X	X	X
	Establishments with 5 to 9 employees	—	X	X	X
	Establishments with 10 to 19 employees	1	X	X	X
	Establishments with 20 to 49 employees	1	X	X	X
	Establishments with 50 to 99 employees	1	X	X	X
	Establishments with 100 to 249 employees	—	X	X	X
	Establishments with 250 to 499 employees	—	X	X	X
	Establishments with 500 to 999 employees	—	X	X	X
	Establishments with 1,000 employees or more	—	X	X	X

See footnotes at end of table.

Table 5. Establishments, Employees, and Payroll by Industry and Employment Size of Establishments by County: 2004—Con.

[Excludes most government employees, railroad employees, and self-employed persons. Size class 1 to 4 employees includes establishments having payroll, but no employees, during mid-March pay period. For meaning of abbreviations and symbols, see introductory text. For explanation of terms, see Appendix A. For statement on reliability, see the note at the end of the table and Appendix C]

NAICS code	Geography, kind of business, and employment size class	Establishments (number)	Paid employees for pay period including March 12 (number)	First-quarter payroll (\$1,000)	Annual payroll (\$1,000)
42	SOMERSET—Con.				
	Wholesale trade—Con.				
423	Durable goods merchant wholesalers—Con.				
4234	Professional and commercial equipment and supplies merchant wholesalers				
	All establishments	86	3 097	45 525	224 631
	Establishments with 1 to 4 employees	38	X	X	X
	Establishments with 5 to 9 employees	13	X	X	X
	Establishments with 10 to 19 employees	15	X	X	X
	Establishments with 20 to 49 employees	7	X	X	X
	Establishments with 50 to 99 employees	6	X	X	X
	Establishments with 100 to 249 employees	4	X	X	X
	Establishments with 250 to 499 employees	2	X	X	X
	Establishments with 500 to 999 employees	1	X	X	X
	Establishments with 1,000 employees or more	—	X	X	X
42342	Office equipment merchant wholesalers				
	All establishments	15	225	2 800	10 604
	Establishments with 1 to 4 employees	7	X	X	X
	Establishments with 5 to 9 employees	1	X	X	X
	Establishments with 10 to 19 employees	4	X	X	X
	Establishments with 20 to 49 employees	1	X	X	X
	Establishments with 50 to 99 employees	2	X	X	X
	Establishments with 100 to 249 employees	—	X	X	X
	Establishments with 250 to 499 employees	—	X	X	X
	Establishments with 500 to 999 employees	—	X	X	X
	Establishments with 1,000 employees or more	—	X	X	X
423420	Office equipment merchant wholesalers				
	All establishments	15	225	2 800	10 604
	Establishments with 1 to 4 employees	7	X	X	X
	Establishments with 5 to 9 employees	1	X	X	X
	Establishments with 10 to 19 employees	4	X	X	X
	Establishments with 20 to 49 employees	1	X	X	X
	Establishments with 50 to 99 employees	2	X	X	X
	Establishments with 100 to 249 employees	—	X	X	X
	Establishments with 250 to 499 employees	—	X	X	X
	Establishments with 500 to 999 employees	—	X	X	X
	Establishments with 1,000 employees or more	—	X	X	X
42343	Computer and computer peripheral equipment and software merchant wholesalers				
	All establishments	36	1 490	25 646	134 991
	Establishments with 1 to 4 employees	16	X	X	X
	Establishments with 5 to 9 employees	6	X	X	X
	Establishments with 10 to 19 employees	6	X	X	X
	Establishments with 20 to 49 employees	2	X	X	X
	Establishments with 50 to 99 employees	2	X	X	X
	Establishments with 100 to 249 employees	3	X	X	X
	Establishments with 250 to 499 employees	—	X	X	X
	Establishments with 500 to 999 employees	1	X	X	X
	Establishments with 1,000 employees or more	—	X	X	X
423430	Computer and computer peripheral equipment and software merchant wholesalers				
	All establishments	36	1 490	25 646	134 991
	Establishments with 1 to 4 employees	16	X	X	X
	Establishments with 5 to 9 employees	6	X	X	X
	Establishments with 10 to 19 employees	6	X	X	X
	Establishments with 20 to 49 employees	2	X	X	X
	Establishments with 50 to 99 employees	2	X	X	X
	Establishments with 100 to 249 employees	3	X	X	X
	Establishments with 250 to 499 employees	—	X	X	X
	Establishments with 500 to 999 employees	1	X	X	X
	Establishments with 1,000 employees or more	—	X	X	X
42345	Medical, dental, and hospital equipment and supplies merchant wholesalers				
	All establishments	16	651	7 059	38 513
	Establishments with 1 to 4 employees	7	X	X	X
	Establishments with 5 to 9 employees	3	X	X	X
	Establishments with 10 to 19 employees	2	X	X	X
	Establishments with 20 to 49 employees	1	X	X	X
	Establishments with 50 to 99 employees	1	X	X	X
	Establishments with 100 to 249 employees	1	X	X	X
	Establishments with 250 to 499 employees	1	X	X	X
	Establishments with 500 to 999 employees	—	X	X	X
	Establishments with 1,000 employees or more	—	X	X	X
423450	Medical, dental, and hospital equipment and supplies merchant wholesalers				
	All establishments	16	651	7 059	38 513
	Establishments with 1 to 4 employees	7	X	X	X
	Establishments with 5 to 9 employees	3	X	X	X
	Establishments with 10 to 19 employees	2	X	X	X
	Establishments with 20 to 49 employees	1	X	X	X
	Establishments with 50 to 99 employees	1	X	X	X
	Establishments with 100 to 249 employees	1	X	X	X

See footnotes at end of table.

Table 5. Establishments, Employees, and Payroll by Industry and Employment Size of Establishments by County: 2004—Con.

[Excludes most government employees, railroad employees, and self-employed persons. Size class 1 to 4 employees includes establishments having payroll, but no employees, during mid-March pay period. For meaning of abbreviations and symbols, see introductory text. For explanation of terms, see Appendix A. For statement on reliability, see the note at the end of the table and Appendix C]

NAICS code	Geography, kind of business, and employment size class	Establishments (number)	Paid employees for pay period including March 12 (number)	First-quarter payroll (\$1,000)	Annual payroll (\$1,000)
	SOMERSET—Con.				
42	Wholesale trade—Con.				
423	Durable goods merchant wholesalers—Con.				
4234	Professional and commercial equipment and supplies merchant wholesalers—Con.				
42345	Medical, dental, and hospital equipment and supplies merchant wholesalers—Con.				
423450	Medical, dental, and hospital equipment and supplies merchant wholesalers—Con.				
	All establishments—Con.				
	Establishments with 250 to 499 employees	1	X	X	X
	Establishments with 500 to 999 employees	—	X	X	X
	Establishments with 1,000 employees or more	—	X	X	X
42346	Ophthalmic goods merchant wholesalers				
	All establishments	4	f	D	D
	Establishments with 1 to 4 employees	—	X	X	X
	Establishments with 5 to 9 employees	1	X	X	X
	Establishments with 10 to 19 employees	1	X	X	X
	Establishments with 20 to 49 employees	1	X	X	X
	Establishments with 50 to 99 employees	—	X	X	X
	Establishments with 100 to 249 employees	—	X	X	X
	Establishments with 250 to 499 employees	1	X	X	X
	Establishments with 500 to 999 employees	—	X	X	X
	Establishments with 1,000 employees or more	—	X	X	X
423460	Ophthalmic goods merchant wholesalers				
	All establishments	4	f	D	D
	Establishments with 1 to 4 employees	—	X	X	X
	Establishments with 5 to 9 employees	1	X	X	X
	Establishments with 10 to 19 employees	1	X	X	X
	Establishments with 20 to 49 employees	1	X	X	X
	Establishments with 50 to 99 employees	—	X	X	X
	Establishments with 100 to 249 employees	—	X	X	X
	Establishments with 250 to 499 employees	1	X	X	X
	Establishments with 500 to 999 employees	—	X	X	X
	Establishments with 1,000 employees or more	—	X	X	X
42349	Other professional equipment and supplies merchant wholesalers				
	All establishments	8	111	1 716	6 521
	Establishments with 1 to 4 employees	4	X	X	X
	Establishments with 5 to 9 employees	1	X	X	X
	Establishments with 10 to 19 employees	2	X	X	X
	Establishments with 20 to 49 employees	—	X	X	X
	Establishments with 50 to 99 employees	1	X	X	X
	Establishments with 100 to 249 employees	—	X	X	X
	Establishments with 250 to 499 employees	—	X	X	X
	Establishments with 500 to 999 employees	—	X	X	X
	Establishments with 1,000 employees or more	—	X	X	X
423490	Other professional equipment and supplies merchant wholesalers				
	All establishments	8	111	1 716	6 521
	Establishments with 1 to 4 employees	4	X	X	X
	Establishments with 5 to 9 employees	1	X	X	X
	Establishments with 10 to 19 employees	2	X	X	X
	Establishments with 20 to 49 employees	—	X	X	X
	Establishments with 50 to 99 employees	1	X	X	X
	Establishments with 100 to 249 employees	—	X	X	X
	Establishments with 250 to 499 employees	—	X	X	X
	Establishments with 500 to 999 employees	—	X	X	X
	Establishments with 1,000 employees or more	—	X	X	X
4235	Metal and mineral (except petroleum) merchant wholesalers				
	All establishments	15	111	1 371	6 292
	Establishments with 1 to 4 employees	9	X	X	X
	Establishments with 5 to 9 employees	2	X	X	X
	Establishments with 10 to 19 employees	3	X	X	X
	Establishments with 20 to 49 employees	1	X	X	X
	Establishments with 50 to 99 employees	—	X	X	X
	Establishments with 100 to 249 employees	—	X	X	X
	Establishments with 250 to 499 employees	—	X	X	X
	Establishments with 500 to 999 employees	—	X	X	X
	Establishments with 1,000 employees or more	—	X	X	X
42351	Metal service centers and other metal merchant wholesalers				
	All establishments	14	c	D	D
	Establishments with 1 to 4 employees	8	X	X	X
	Establishments with 5 to 9 employees	2	X	X	X
	Establishments with 10 to 19 employees	3	X	X	X
	Establishments with 20 to 49 employees	1	X	X	X
	Establishments with 50 to 99 employees	—	X	X	X
	Establishments with 100 to 249 employees	—	X	X	X
	Establishments with 250 to 499 employees	—	X	X	X
	Establishments with 500 to 999 employees	—	X	X	X
	Establishments with 1,000 employees or more	—	X	X	X

See footnotes at end of table.

Table 5. Establishments, Employees, and Payroll by Industry and Employment Size of Establishments by County: 2004—Con.

[Excludes most government employees, railroad employees, and self-employed persons. Size class 1 to 4 employees includes establishments having payroll, but no employees, during mid-March pay period. For meaning of abbreviations and symbols, see introductory text. For explanation of terms, see Appendix A. For statement on reliability, see the note at the end of the table and Appendix C]

NAICS code	Geography, kind of business, and employment size class	Establishments (number)	Paid employees for pay period including March 12 (number)	First-quarter payroll (\$1,000)	Annual payroll (\$1,000)
	SOMERSET—Con.				
42	Wholesale trade—Con.				
423	Durable goods merchant wholesalers—Con.				
4235	Metal and mineral (except petroleum) merchant wholesalers—Con.				
42351	Metal service centers and other metal merchant wholesalers—Con.				
423510	Metal service centers and other metal merchant wholesalers				
	All establishments	14	c	D	D
	Establishments with 1 to 4 employees	8	X	X	X
	Establishments with 5 to 9 employees	2	X	X	X
	Establishments with 10 to 19 employees	3	X	X	X
	Establishments with 20 to 49 employees	1	X	X	X
	Establishments with 50 to 99 employees	—	X	X	X
	Establishments with 100 to 249 employees	—	X	X	X
	Establishments with 250 to 499 employees	—	X	X	X
	Establishments with 500 to 999 employees	—	X	X	X
	Establishments with 1,000 employees or more	—	X	X	X
4236	Electrical and electronic goods merchant wholesalers				
	All establishments	68	1 749	42 642	163 227
	Establishments with 1 to 4 employees	28	X	X	X
	Establishments with 5 to 9 employees	14	X	X	X
	Establishments with 10 to 19 employees	11	X	X	X
	Establishments with 20 to 49 employees	6	X	X	X
	Establishments with 50 to 99 employees	4	X	X	X
	Establishments with 100 to 249 employees	4	X	X	X
	Establishments with 250 to 499 employees	1	X	X	X
	Establishments with 500 to 999 employees	—	X	X	X
	Establishments with 1,000 employees or more	—	X	X	X
42361	Electrical apparatus and equipment, wiring supplies, and related equipment merchant wholesalers				
	All establishments	20	247	3 771	16 123
	Establishments with 1 to 4 employees	7	X	X	X
	Establishments with 5 to 9 employees	4	X	X	X
	Establishments with 10 to 19 employees	5	X	X	X
	Establishments with 20 to 49 employees	4	X	X	X
	Establishments with 50 to 99 employees	—	X	X	X
	Establishments with 100 to 249 employees	—	X	X	X
	Establishments with 250 to 499 employees	—	X	X	X
	Establishments with 500 to 999 employees	—	X	X	X
	Establishments with 1,000 employees or more	—	X	X	X
423610	Electrical apparatus and equipment, wiring supplies, and related equipment merchant wholesalers				
	All establishments	20	247	3 771	16 123
	Establishments with 1 to 4 employees	7	X	X	X
	Establishments with 5 to 9 employees	4	X	X	X
	Establishments with 10 to 19 employees	5	X	X	X
	Establishments with 20 to 49 employees	4	X	X	X
	Establishments with 50 to 99 employees	—	X	X	X
	Establishments with 100 to 249 employees	—	X	X	X
	Establishments with 250 to 499 employees	—	X	X	X
	Establishments with 500 to 999 employees	—	X	X	X
	Establishments with 1,000 employees or more	—	X	X	X
42369	Other electronic parts and equipment merchant wholesalers				
	All establishments	45	1 485	38 707	146 361
	Establishments with 1 to 4 employees	20	X	X	X
	Establishments with 5 to 9 employees	9	X	X	X
	Establishments with 10 to 19 employees	5	X	X	X
	Establishments with 20 to 49 employees	2	X	X	X
	Establishments with 50 to 99 employees	4	X	X	X
	Establishments with 100 to 249 employees	4	X	X	X
	Establishments with 250 to 499 employees	1	X	X	X
	Establishments with 500 to 999 employees	—	X	X	X
	Establishments with 1,000 employees or more	—	X	X	X
423690	Other electronic parts and equipment merchant wholesalers				
	All establishments	45	1 485	38 707	146 361
	Establishments with 1 to 4 employees	20	X	X	X
	Establishments with 5 to 9 employees	9	X	X	X
	Establishments with 10 to 19 employees	5	X	X	X
	Establishments with 20 to 49 employees	2	X	X	X
	Establishments with 50 to 99 employees	4	X	X	X
	Establishments with 100 to 249 employees	4	X	X	X
	Establishments with 250 to 499 employees	1	X	X	X
	Establishments with 500 to 999 employees	—	X	X	X
	Establishments with 1,000 employees or more	—	X	X	X

See footnotes at end of table.

Table 5. Establishments, Employees, and Payroll by Industry and Employment Size of Establishments by County: 2004—Con.

[Excludes most government employees, railroad employees, and self-employed persons. Size class 1 to 4 employees includes establishments having payroll, but no employees, during mid-March pay period. For meaning of abbreviations and symbols, see introductory text. For explanation of terms, see Appendix A. For statement on reliability, see the note at the end of the table and Appendix C]

NAICS code	Geography, kind of business, and employment size class	Establishments (number)	Paid employees for pay period including March 12 (number)	First-quarter payroll (\$1,000)	Annual payroll (\$1,000)
	SOMERSET—Con.				
42	Wholesale trade—Con.				
423	Durable goods merchant wholesalers—Con.				
4237	Hardware, and plumbing and heating equipment and supplies merchant wholesalers				
	All establishments	14	175	2 720	11 450
	Establishments with 1 to 4 employees	6	X	X	X
	Establishments with 5 to 9 employees	2	X	X	X
	Establishments with 10 to 19 employees	3	X	X	X
	Establishments with 20 to 49 employees	2	X	X	X
	Establishments with 50 to 99 employees	1	X	X	X
	Establishments with 100 to 249 employees	—	X	X	X
	Establishments with 250 to 499 employees	—	X	X	X
	Establishments with 500 to 999 employees	—	X	X	X
	Establishments with 1,000 employees or more	—	X	X	X
42373	Warm air heating and air-conditioning equipment and supplies merchant wholesalers				
	All establishments	9	141	2 293	9 477
	Establishments with 1 to 4 employees	3	X	X	X
	Establishments with 5 to 9 employees	1	X	X	X
	Establishments with 10 to 19 employees	3	X	X	X
	Establishments with 20 to 49 employees	1	X	X	X
	Establishments with 50 to 99 employees	1	X	X	X
	Establishments with 100 to 249 employees	—	X	X	X
	Establishments with 250 to 499 employees	—	X	X	X
	Establishments with 500 to 999 employees	—	X	X	X
	Establishments with 1,000 employees or more	—	X	X	X
423730	Warm air heating and air-conditioning equipment and supplies merchant wholesalers				
	All establishments	9	141	2 293	9 477
	Establishments with 1 to 4 employees	3	X	X	X
	Establishments with 5 to 9 employees	1	X	X	X
	Establishments with 10 to 19 employees	3	X	X	X
	Establishments with 20 to 49 employees	1	X	X	X
	Establishments with 50 to 99 employees	1	X	X	X
	Establishments with 100 to 249 employees	—	X	X	X
	Establishments with 250 to 499 employees	—	X	X	X
	Establishments with 500 to 999 employees	—	X	X	X
	Establishments with 1,000 employees or more	—	X	X	X
4238	Machinery, equipment, and supplies merchant wholesalers				
	All establishments	81	763	10 089	44 211
	Establishments with 1 to 4 employees	42	X	X	X
	Establishments with 5 to 9 employees	22	X	X	X
	Establishments with 10 to 19 employees	6	X	X	X
	Establishments with 20 to 49 employees	8	X	X	X
	Establishments with 50 to 99 employees	3	X	X	X
	Establishments with 100 to 249 employees	—	X	X	X
	Establishments with 250 to 499 employees	—	X	X	X
	Establishments with 500 to 999 employees	—	X	X	X
	Establishments with 1,000 employees or more	—	X	X	X
42383	Industrial machinery and equipment merchant wholesalers				
	All establishments	48	448	5 750	24 410
	Establishments with 1 to 4 employees	26	X	X	X
	Establishments with 5 to 9 employees	13	X	X	X
	Establishments with 10 to 19 employees	1	X	X	X
	Establishments with 20 to 49 employees	7	X	X	X
	Establishments with 50 to 99 employees	1	X	X	X
	Establishments with 100 to 249 employees	—	X	X	X
	Establishments with 250 to 499 employees	—	X	X	X
	Establishments with 500 to 999 employees	—	X	X	X
	Establishments with 1,000 employees or more	—	X	X	X
423830	Industrial machinery and equipment merchant wholesalers				
	All establishments	48	448	5 750	24 410
	Establishments with 1 to 4 employees	26	X	X	X
	Establishments with 5 to 9 employees	13	X	X	X
	Establishments with 10 to 19 employees	1	X	X	X
	Establishments with 20 to 49 employees	7	X	X	X
	Establishments with 50 to 99 employees	1	X	X	X
	Establishments with 100 to 249 employees	—	X	X	X
	Establishments with 250 to 499 employees	—	X	X	X
	Establishments with 500 to 999 employees	—	X	X	X
	Establishments with 1,000 employees or more	—	X	X	X
42385	Service establishment equipment and supplies merchant wholesalers				
	All establishments	12	104	1 114	5 591
	Establishments with 1 to 4 employees	7	X	X	X
	Establishments with 5 to 9 employees	4	X	X	X
	Establishments with 10 to 19 employees	—	X	X	X
	Establishments with 20 to 49 employees	—	X	X	X
	Establishments with 50 to 99 employees	1	X	X	X
	Establishments with 100 to 249 employees	—	X	X	X
	Establishments with 250 to 499 employees	—	X	X	X
	Establishments with 500 to 999 employees	—	X	X	X
	Establishments with 1,000 employees or more	—	X	X	X

See footnotes at end of table.

Table 5. Establishments, Employees, and Payroll by Industry and Employment Size of Establishments by County: 2004—Con.

[Excludes most government employees, railroad employees, and self-employed persons. Size class 1 to 4 employees includes establishments having payroll, but no employees, during mid-March pay period. For meaning of abbreviations and symbols, see introductory text. For explanation of terms, see Appendix A. For statement on reliability, see the note at the end of the table and Appendix C]

NAICS code	Geography, kind of business, and employment size class	Establishments (number)	Paid employees for pay period including March 12 (number)	First-quarter payroll (\$1,000)	Annual payroll (\$1,000)
SOMERSET—Con.					
42	Wholesale trade—Con.				
423	Durable goods merchant wholesalers—Con.				
4238	Machinery, equipment, and supplies merchant wholesalers—Con.				
42385	Service establishment equipment and supplies merchant wholesalers—Con.				
423850	Service establishment equipment and supplies merchant wholesalers				
	All establishments	12	104	1 114	5 591
	Establishments with 1 to 4 employees	7	X	X	X
	Establishments with 5 to 9 employees	4	X	X	X
	Establishments with 10 to 19 employees	—	X	X	X
	Establishments with 20 to 49 employees	—	X	X	X
	Establishments with 50 to 99 employees	1	X	X	X
	Establishments with 100 to 249 employees	—	X	X	X
	Establishments with 250 to 499 employees	—	X	X	X
	Establishments with 500 to 999 employees	—	X	X	X
	Establishments with 1,000 employees or more	—	X	X	X
4239	Miscellaneous durable goods merchant wholesalers				
	All establishments	49	343	4 990	21 364
	Establishments with 1 to 4 employees	32	X	X	X
	Establishments with 5 to 9 employees	7	X	X	X
	Establishments with 10 to 19 employees	4	X	X	X
	Establishments with 20 to 49 employees	6	X	X	X
	Establishments with 50 to 99 employees	—	X	X	X
	Establishments with 100 to 249 employees	—	X	X	X
	Establishments with 250 to 499 employees	—	X	X	X
	Establishments with 500 to 999 employees	—	X	X	X
	Establishments with 1,000 employees or more	—	X	X	X
42399	Other miscellaneous durable goods merchant wholesalers				
	All establishments	20	151	2 501	11 168
	Establishments with 1 to 4 employees	11	X	X	X
	Establishments with 5 to 9 employees	4	X	X	X
	Establishments with 10 to 19 employees	2	X	X	X
	Establishments with 20 to 49 employees	3	X	X	X
	Establishments with 50 to 99 employees	—	X	X	X
	Establishments with 100 to 249 employees	—	X	X	X
	Establishments with 250 to 499 employees	—	X	X	X
	Establishments with 500 to 999 employees	—	X	X	X
	Establishments with 1,000 employees or more	—	X	X	X
423990	Other miscellaneous durable goods merchant wholesalers				
	All establishments	20	151	2 501	11 168
	Establishments with 1 to 4 employees	11	X	X	X
	Establishments with 5 to 9 employees	4	X	X	X
	Establishments with 10 to 19 employees	2	X	X	X
	Establishments with 20 to 49 employees	3	X	X	X
	Establishments with 50 to 99 employees	—	X	X	X
	Establishments with 100 to 249 employees	—	X	X	X
	Establishments with 250 to 499 employees	—	X	X	X
	Establishments with 500 to 999 employees	—	X	X	X
	Establishments with 1,000 employees or more	—	X	X	X
424	Nondurable goods merchant wholesalers				
	All establishments	174	6 430	119 441	490 609
	Establishments with 1 to 4 employees	106	X	X	X
	Establishments with 5 to 9 employees	23	X	X	X
	Establishments with 10 to 19 employees	18	X	X	X
	Establishments with 20 to 49 employees	9	X	X	X
	Establishments with 50 to 99 employees	6	X	X	X
	Establishments with 100 to 249 employees	7	X	X	X
	Establishments with 250 to 499 employees	2	X	X	X
	Establishments with 500 to 999 employees	1	X	X	X
	Establishments with 1,000 employees or more	2	X	X	X
4241	Paper and paper product merchant wholesalers				
	All establishments	22	249	2 507	14 825
	Establishments with 1 to 4 employees	16	X	X	X
	Establishments with 5 to 9 employees	2	X	X	X
	Establishments with 10 to 19 employees	1	X	X	X
	Establishments with 20 to 49 employees	2	X	X	X
	Establishments with 50 to 99 employees	—	X	X	X
	Establishments with 100 to 249 employees	1	X	X	X
	Establishments with 250 to 499 employees	—	X	X	X
	Establishments with 500 to 999 employees	—	X	X	X
	Establishments with 1,000 employees or more	—	X	X	X
42412	Stationery and office supplies merchant wholesalers				
	All establishments	14	237	2 285	13 402
	Establishments with 1 to 4 employees	8	X	X	X
	Establishments with 5 to 9 employees	2	X	X	X
	Establishments with 10 to 19 employees	1	X	X	X
	Establishments with 20 to 49 employees	2	X	X	X
	Establishments with 50 to 99 employees	—	X	X	X
	Establishments with 100 to 249 employees	1	X	X	X
	Establishments with 250 to 499 employees	—	X	X	X
	Establishments with 500 to 999 employees	—	X	X	X

See footnotes at end of table.

Table 5. Establishments, Employees, and Payroll by Industry and Employment Size of Establishments by County: 2004—Con.

[Excludes most government employees, railroad employees, and self-employed persons. Size class 1 to 4 employees includes establishments having payroll, but no employees, during mid-March pay period. For meaning of abbreviations and symbols, see introductory text. For explanation of terms, see Appendix A. For statement on reliability, see the note at the end of the table and Appendix C]

NAICS code	Geography, kind of business, and employment size class	Establishments (number)	Paid employees for pay period including March 12 (number)	First-quarter payroll (\$1,000)	Annual payroll (\$1,000)
	SOMERSET—Con.				
42	Wholesale trade—Con.				
424	Nondurable goods merchant wholesalers—Con.				
4241	Paper and paper product merchant wholesalers—Con.				
42412	Stationery and office supplies merchant wholesalers—Con.				
	All establishments—Con.				
	Establishments with 1,000 employees or more	—	X	X	X
424120	Stationery and office supplies merchant wholesalers				
	All establishments	14	237	2 285	13 402
	Establishments with 1 to 4 employees	8	X	X	X
	Establishments with 5 to 9 employees	2	X	X	X
	Establishments with 10 to 19 employees	1	X	X	X
	Establishments with 20 to 49 employees	2	X	X	X
	Establishments with 50 to 99 employees	—	X	X	X
	Establishments with 100 to 249 employees	1	X	X	X
	Establishments with 250 to 499 employees	—	X	X	X
	Establishments with 500 to 999 employees	—	X	X	X
	Establishments with 1,000 employees or more	—	X	X	X
4242	Drugs and druggists' sundries merchant wholesalers				
	All establishments	29	3 419	85 311	327 993
	Establishments with 1 to 4 employees	16	X	X	X
	Establishments with 5 to 9 employees	2	X	X	X
	Establishments with 10 to 19 employees	2	X	X	X
	Establishments with 20 to 49 employees	3	X	X	X
	Establishments with 50 to 99 employees	2	X	X	X
	Establishments with 100 to 249 employees	1	X	X	X
	Establishments with 250 to 499 employees	1	X	X	X
	Establishments with 500 to 999 employees	—	X	X	X
	Establishments with 1,000 employees or more	2	X	X	X
42421	Drugs and druggists' sundries merchant wholesalers				
	All establishments	29	3 419	85 311	327 993
	Establishments with 1 to 4 employees	16	X	X	X
	Establishments with 5 to 9 employees	2	X	X	X
	Establishments with 10 to 19 employees	2	X	X	X
	Establishments with 20 to 49 employees	3	X	X	X
	Establishments with 50 to 99 employees	2	X	X	X
	Establishments with 100 to 249 employees	1	X	X	X
	Establishments with 250 to 499 employees	1	X	X	X
	Establishments with 500 to 999 employees	—	X	X	X
	Establishments with 1,000 employees or more	2	X	X	X
424210	Drugs and druggists' sundries merchant wholesalers				
	All establishments	29	3 419	85 311	327 993
	Establishments with 1 to 4 employees	16	X	X	X
	Establishments with 5 to 9 employees	2	X	X	X
	Establishments with 10 to 19 employees	2	X	X	X
	Establishments with 20 to 49 employees	3	X	X	X
	Establishments with 50 to 99 employees	2	X	X	X
	Establishments with 100 to 249 employees	1	X	X	X
	Establishments with 250 to 499 employees	1	X	X	X
	Establishments with 500 to 999 employees	—	X	X	X
	Establishments with 1,000 employees or more	2	X	X	X
4244	Grocery and related product merchant wholesalers				
	All establishments	44	935	8 758	43 568
	Establishments with 1 to 4 employees	26	X	X	X
	Establishments with 5 to 9 employees	5	X	X	X
	Establishments with 10 to 19 employees	6	X	X	X
	Establishments with 20 to 49 employees	3	X	X	X
	Establishments with 50 to 99 employees	2	X	X	X
	Establishments with 100 to 249 employees	1	X	X	X
	Establishments with 250 to 499 employees	1	X	X	X
	Establishments with 500 to 999 employees	—	X	X	X
	Establishments with 1,000 employees or more	—	X	X	X
42445	Confectionery merchant wholesalers				
	All establishments	7	f	D	D
	Establishments with 1 to 4 employees	4	X	X	X
	Establishments with 5 to 9 employees	—	X	X	X
	Establishments with 10 to 19 employees	—	X	X	X
	Establishments with 20 to 49 employees	1	X	X	X
	Establishments with 50 to 99 employees	—	X	X	X
	Establishments with 100 to 249 employees	1	X	X	X
	Establishments with 250 to 499 employees	1	X	X	X
	Establishments with 500 to 999 employees	—	X	X	X
	Establishments with 1,000 employees or more	—	X	X	X
424450	Confectionery merchant wholesalers				

See footnotes at end of table.

Table 5. Establishments, Employees, and Payroll by Industry and Employment Size of Establishments by County: 2004—Con.

[Excludes most government employees, railroad employees, and self-employed persons. Size class 1 to 4 employees includes establishments having payroll, but no employees, during mid-March pay period. For meaning of abbreviations and symbols, see introductory text. For explanation of terms, see Appendix A. For statement on reliability, see the note at the end of the table and Appendix C]

NAICS code	Geography, kind of business, and employment size class	Establishments (number)	Paid employees for pay period including March 12 (number)	First-quarter payroll (\$1,000)	Annual payroll (\$1,000)
42	SOMERSET—Con.				
	Wholesale trade—Con.				
424	Nondurable goods merchant wholesalers—Con.				
4244	Grocery and related product merchant wholesalers—Con.				
42445	Confectionery merchant wholesalers—Con.				
424450	Confectionery merchant wholesalers—Con.				
	All establishments	7	f	D	D
	Establishments with 1 to 4 employees	4	X	X	X
	Establishments with 5 to 9 employees	—	X	X	X
	Establishments with 10 to 19 employees	—	X	X	X
	Establishments with 20 to 49 employees	1	X	X	X
	Establishments with 50 to 99 employees	—	X	X	X
	Establishments with 100 to 249 employees	1	X	X	X
	Establishments with 250 to 499 employees	1	X	X	X
	Establishments with 500 to 999 employees	—	X	X	X
	Establishments with 1,000 employees or more	—	X	X	X
42449	Other grocery and related products merchant wholesalers				
	All establishments	18	212	3 457	16 327
	Establishments with 1 to 4 employees	9	X	X	X
	Establishments with 5 to 9 employees	2	X	X	X
	Establishments with 10 to 19 employees	5	X	X	X
	Establishments with 20 to 49 employees	—	X	X	X
	Establishments with 50 to 99 employees	2	X	X	X
	Establishments with 100 to 249 employees	—	X	X	X
	Establishments with 250 to 499 employees	—	X	X	X
	Establishments with 500 to 999 employees	—	X	X	X
	Establishments with 1,000 employees or more	—	X	X	X
424490	Other grocery and related products merchant wholesalers				
	All establishments	18	212	3 457	16 327
	Establishments with 1 to 4 employees	9	X	X	X
	Establishments with 5 to 9 employees	2	X	X	X
	Establishments with 10 to 19 employees	5	X	X	X
	Establishments with 20 to 49 employees	—	X	X	X
	Establishments with 50 to 99 employees	2	X	X	X
	Establishments with 100 to 249 employees	—	X	X	X
	Establishments with 250 to 499 employees	—	X	X	X
	Establishments with 500 to 999 employees	—	X	X	X
	Establishments with 1,000 employees or more	—	X	X	X
4246	Chemical and allied products merchant wholesalers				
	All establishments	24	267	5 054	20 809
	Establishments with 1 to 4 employees	14	X	X	X
	Establishments with 5 to 9 employees	4	X	X	X
	Establishments with 10 to 19 employees	4	X	X	X
	Establishments with 20 to 49 employees	1	X	X	X
	Establishments with 50 to 99 employees	—	X	X	X
	Establishments with 100 to 249 employees	1	X	X	X
	Establishments with 250 to 499 employees	—	X	X	X
	Establishments with 500 to 999 employees	—	X	X	X
	Establishments with 1,000 employees or more	—	X	X	X
42469	Other chemical and allied products merchant wholesalers				
	All establishments	15	214	4 281	17 356
	Establishments with 1 to 4 employees	9	X	X	X
	Establishments with 5 to 9 employees	2	X	X	X
	Establishments with 10 to 19 employees	2	X	X	X
	Establishments with 20 to 49 employees	1	X	X	X
	Establishments with 50 to 99 employees	—	X	X	X
	Establishments with 100 to 249 employees	1	X	X	X
	Establishments with 250 to 499 employees	—	X	X	X
	Establishments with 500 to 999 employees	—	X	X	X
	Establishments with 1,000 employees or more	—	X	X	X
424690	Other chemical and allied products merchant wholesalers				
	All establishments	15	214	4 281	17 356
	Establishments with 1 to 4 employees	9	X	X	X
	Establishments with 5 to 9 employees	2	X	X	X
	Establishments with 10 to 19 employees	2	X	X	X
	Establishments with 20 to 49 employees	1	X	X	X
	Establishments with 50 to 99 employees	—	X	X	X
	Establishments with 100 to 249 employees	1	X	X	X
	Establishments with 250 to 499 employees	—	X	X	X
	Establishments with 500 to 999 employees	—	X	X	X
	Establishments with 1,000 employees or more	—	X	X	X
4247	Petroleum and petroleum products merchant wholesalers				
	All establishments	5	267	3 635	15 572
	Establishments with 1 to 4 employees	1	X	X	X
	Establishments with 5 to 9 employees	2	X	X	X
	Establishments with 10 to 19 employees	—	X	X	X
	Establishments with 20 to 49 employees	—	X	X	X
	Establishments with 50 to 99 employees	1	X	X	X
	Establishments with 100 to 249 employees	1	X	X	X
	Establishments with 250 to 499 employees	—	X	X	X
	Establishments with 500 to 999 employees	—	X	X	X
	Establishments with 1,000 employees or more	—	X	X	X

See footnotes at end of table.

Table 5. Establishments, Employees, and Payroll by Industry and Employment Size of Establishments by County: 2004—Con.

[Excludes most government employees, railroad employees, and self-employed persons. Size class 1 to 4 employees includes establishments having payroll, but no employees, during mid-March pay period. For meaning of abbreviations and symbols, see introductory text. For explanation of terms, see Appendix A. For statement on reliability, see the note at the end of the table and Appendix C]

NAICS code	Geography, kind of business, and employment size class	Establishments (number)	Paid employees for pay period including March 12 (number)	First-quarter payroll (\$1,000)	Annual payroll (\$1,000)
	SOMERSET—Con.				
42	Wholesale trade—Con.				
424	Nondurable goods merchant wholesalers—Con.				
4247	Petroleum and petroleum products merchant wholesalers—Con.				
42471	Petroleum bulk stations and terminals				
	All establishments	5	267	3 635	15 572
	Establishments with 1 to 4 employees	1	X	X	X
	Establishments with 5 to 9 employees	2	X	X	X
	Establishments with 10 to 19 employees	—	X	X	X
	Establishments with 20 to 49 employees	—	X	X	X
	Establishments with 50 to 99 employees	1	X	X	X
	Establishments with 100 to 249 employees	1	X	X	X
	Establishments with 250 to 499 employees	—	X	X	X
	Establishments with 500 to 999 employees	—	X	X	X
	Establishments with 1,000 employees or more	—	X	X	X
424710	Petroleum bulk stations and terminals				
	All establishments	5	267	3 635	15 572
	Establishments with 1 to 4 employees	1	X	X	X
	Establishments with 5 to 9 employees	2	X	X	X
	Establishments with 10 to 19 employees	—	X	X	X
	Establishments with 20 to 49 employees	—	X	X	X
	Establishments with 50 to 99 employees	1	X	X	X
	Establishments with 100 to 249 employees	1	X	X	X
	Establishments with 250 to 499 employees	—	X	X	X
	Establishments with 500 to 999 employees	—	X	X	X
	Establishments with 1,000 employees or more	—	X	X	X
4248	Beer, wine, and distilled alcoholic beverage merchant wholesalers				
	All establishments	3	c	D	D
	Establishments with 1 to 4 employees	2	X	X	X
	Establishments with 5 to 9 employees	—	X	X	X
	Establishments with 10 to 19 employees	—	X	X	X
	Establishments with 20 to 49 employees	—	X	X	X
	Establishments with 50 to 99 employees	—	X	X	X
	Establishments with 100 to 249 employees	1	X	X	X
	Establishments with 250 to 499 employees	—	X	X	X
	Establishments with 500 to 999 employees	—	X	X	X
	Establishments with 1,000 employees or more	—	X	X	X
42482	Wine and distilled alcoholic beverage merchant wholesalers				
	All establishments	2	c	D	D
	Establishments with 1 to 4 employees	1	X	X	X
	Establishments with 5 to 9 employees	—	X	X	X
	Establishments with 10 to 19 employees	—	X	X	X
	Establishments with 20 to 49 employees	—	X	X	X
	Establishments with 50 to 99 employees	—	X	X	X
	Establishments with 100 to 249 employees	1	X	X	X
	Establishments with 250 to 499 employees	—	X	X	X
	Establishments with 500 to 999 employees	—	X	X	X
	Establishments with 1,000 employees or more	—	X	X	X
424820	Wine and distilled alcoholic beverage merchant wholesalers				
	All establishments	2	c	D	D
	Establishments with 1 to 4 employees	1	X	X	X
	Establishments with 5 to 9 employees	—	X	X	X
	Establishments with 10 to 19 employees	—	X	X	X
	Establishments with 20 to 49 employees	—	X	X	X
	Establishments with 50 to 99 employees	—	X	X	X
	Establishments with 100 to 249 employees	1	X	X	X
	Establishments with 250 to 499 employees	—	X	X	X
	Establishments with 500 to 999 employees	—	X	X	X
	Establishments with 1,000 employees or more	—	X	X	X
4249	Miscellaneous nondurable goods merchant wholesalers				
	All establishments	30	1 089	10 609	51 882
	Establishments with 1 to 4 employees	18	X	X	X
	Establishments with 5 to 9 employees	7	X	X	X
	Establishments with 10 to 19 employees	2	X	X	X
	Establishments with 20 to 49 employees	—	X	X	X
	Establishments with 50 to 99 employees	1	X	X	X
	Establishments with 100 to 249 employees	1	X	X	X
	Establishments with 250 to 499 employees	—	X	X	X
	Establishments with 500 to 999 employees	1	X	X	X
	Establishments with 1,000 employees or more	—	X	X	X
42492	Book, periodical, and newspaper merchant wholesalers				
	All establishments	7	f	D	D
	Establishments with 1 to 4 employees	4	X	X	X
	Establishments with 5 to 9 employees	2	X	X	X
	Establishments with 10 to 19 employees	—	X	X	X
	Establishments with 20 to 49 employees	—	X	X	X
	Establishments with 50 to 99 employees	—	X	X	X
	Establishments with 100 to 249 employees	—	X	X	X
	Establishments with 250 to 499 employees	—	X	X	X
	Establishments with 500 to 999 employees	1	X	X	X
	Establishments with 1,000 employees or more	—	X	X	X

See footnotes at end of table.

Table 5. Establishments, Employees, and Payroll by Industry and Employment Size of Establishments by County: 2004—Con.

[Excludes most government employees, railroad employees, and self-employed persons. Size class 1 to 4 employees includes establishments having payroll, but no employees, during mid-March pay period. For meaning of abbreviations and symbols, see introductory text. For explanation of terms, see Appendix A. For statement on reliability, see the note at the end of the table and Appendix C]

NAICS code	Geography, kind of business, and employment size class	Establishments (number)	Paid employees for pay period including March 12 (number)	First-quarter payroll (\$1,000)	Annual payroll (\$1,000)
	SOMERSET—Con.				
42	Wholesale trade—Con.				
424	Nondurable goods merchant wholesalers—Con.				
4249	Miscellaneous nondurable goods merchant wholesalers—Con.				
42492	Book, periodical, and newspaper merchant wholesalers—Con.				
424920	Book, periodical, and newspaper merchant wholesalers				
	All establishments	7	f	D	D
	Establishments with 1 to 4 employees	4	X	X	X
	Establishments with 5 to 9 employees	2	X	X	X
	Establishments with 10 to 19 employees	—	X	X	X
	Establishments with 20 to 49 employees	—	X	X	X
	Establishments with 50 to 99 employees	—	X	X	X
	Establishments with 100 to 249 employees	—	X	X	X
	Establishments with 250 to 499 employees	—	X	X	X
	Establishments with 500 to 999 employees	1	X	X	X
	Establishments with 1,000 employees or more	—	X	X	X
42494	Tobacco and tobacco product merchant wholesalers				
	All establishments	2	c	D	D
	Establishments with 1 to 4 employees	—	X	X	X
	Establishments with 5 to 9 employees	1	X	X	X
	Establishments with 10 to 19 employees	—	X	X	X
	Establishments with 20 to 49 employees	—	X	X	X
	Establishments with 50 to 99 employees	—	X	X	X
	Establishments with 100 to 249 employees	1	X	X	X
	Establishments with 250 to 499 employees	—	X	X	X
	Establishments with 500 to 999 employees	—	X	X	X
	Establishments with 1,000 employees or more	—	X	X	X
424940	Tobacco and tobacco product merchant wholesalers				
	All establishments	2	c	D	D
	Establishments with 1 to 4 employees	—	X	X	X
	Establishments with 5 to 9 employees	1	X	X	X
	Establishments with 10 to 19 employees	—	X	X	X
	Establishments with 20 to 49 employees	—	X	X	X
	Establishments with 50 to 99 employees	—	X	X	X
	Establishments with 100 to 249 employees	1	X	X	X
	Establishments with 250 to 499 employees	—	X	X	X
	Establishments with 500 to 999 employees	—	X	X	X
	Establishments with 1,000 employees or more	—	X	X	X
425	Wholesale electronic markets and agents and brokers				
	All establishments	71	688	5 189	22 807
	Establishments with 1 to 4 employees	60	X	X	X
	Establishments with 5 to 9 employees	10	X	X	X
	Establishments with 10 to 19 employees	—	X	X	X
	Establishments with 20 to 49 employees	—	X	X	X
	Establishments with 50 to 99 employees	—	X	X	X
	Establishments with 100 to 249 employees	—	X	X	X
	Establishments with 250 to 499 employees	—	X	X	X
	Establishments with 500 to 999 employees	1	X	X	X
	Establishments with 1,000 employees or more	—	X	X	X
4251	Wholesale electronic markets and agents and brokers				
	All establishments	71	688	5 189	22 807
	Establishments with 1 to 4 employees	60	X	X	X
	Establishments with 5 to 9 employees	10	X	X	X
	Establishments with 10 to 19 employees	—	X	X	X
	Establishments with 20 to 49 employees	—	X	X	X
	Establishments with 50 to 99 employees	—	X	X	X
	Establishments with 100 to 249 employees	—	X	X	X
	Establishments with 250 to 499 employees	—	X	X	X
	Establishments with 500 to 999 employees	1	X	X	X
	Establishments with 1,000 employees or more	—	X	X	X
42512	Wholesale trade agents and brokers				
	All establishments	69	f	D	D
	Establishments with 1 to 4 employees	58	X	X	X
	Establishments with 5 to 9 employees	10	X	X	X
	Establishments with 10 to 19 employees	—	X	X	X
	Establishments with 20 to 49 employees	—	X	X	X
	Establishments with 50 to 99 employees	—	X	X	X
	Establishments with 100 to 249 employees	—	X	X	X
	Establishments with 250 to 499 employees	—	X	X	X
	Establishments with 500 to 999 employees	1	X	X	X
	Establishments with 1,000 employees or more	—	X	X	X
425120	Wholesale trade agents and brokers				
	All establishments	69	f	D	D
	Establishments with 1 to 4 employees	58	X	X	X
	Establishments with 5 to 9 employees	10	X	X	X
	Establishments with 10 to 19 employees	—	X	X	X
	Establishments with 20 to 49 employees	—	X	X	X
	Establishments with 50 to 99 employees	—	X	X	X
	Establishments with 100 to 249 employees	—	X	X	X
	Establishments with 250 to 499 employees	—	X	X	X
	Establishments with 500 to 999 employees	1	X	X	X
	Establishments with 1,000 employees or more	—	X	X	X

See footnotes at end of table.

Table 5. Establishments, Employees, and Payroll by Industry and Employment Size of Establishments by County: 2004—Con.

[Excludes most government employees, railroad employees, and self-employed persons. Size class 1 to 4 employees includes establishments having payroll, but no employees, during mid-March pay period. For meaning of abbreviations and symbols, see introductory text. For explanation of terms, see Appendix A. For statement on reliability, see the note at the end of the table and Appendix C]

NAICS code	Geography, kind of business, and employment size class	Establishments (number)	Paid employees for pay period including March 12 (number)	First-quarter payroll (\$1,000)	Annual payroll (\$1,000)
	SOMERSET—Con.				
44-45	Retail trade				
	All establishments	1 231	20 067	111 694	471 444
	Establishments with 1 to 4 employees	603	X	X	X
	Establishments with 5 to 9 employees	244	X	X	X
	Establishments with 10 to 19 employees	172	X	X	X
	Establishments with 20 to 49 employees	123	X	X	X
	Establishments with 50 to 99 employees	46	X	X	X
	Establishments with 100 to 249 employees	34	X	X	X
	Establishments with 250 to 499 employees	9	X	X	X
	Establishments with 500 to 999 employees	—	X	X	X
	Establishments with 1,000 employees or more	—	X	X	X
441	Motor vehicle and parts dealers				
	All establishments	82	2 151	22 989	99 381
	Establishments with 1 to 4 employees	23	X	X	X
	Establishments with 5 to 9 employees	11	X	X	X
	Establishments with 10 to 19 employees	19	X	X	X
	Establishments with 20 to 49 employees	14	X	X	X
	Establishments with 50 to 99 employees	10	X	X	X
	Establishments with 100 to 249 employees	5	X	X	X
	Establishments with 250 to 499 employees	—	X	X	X
	Establishments with 500 to 999 employees	—	X	X	X
	Establishments with 1,000 employees or more	—	X	X	X
4411	Automobile dealers				
	All establishments	35	g	D	D
	Establishments with 1 to 4 employees	3	X	X	X
	Establishments with 5 to 9 employees	1	X	X	X
	Establishments with 10 to 19 employees	6	X	X	X
	Establishments with 20 to 49 employees	10	X	X	X
	Establishments with 50 to 99 employees	10	X	X	X
	Establishments with 100 to 249 employees	5	X	X	X
	Establishments with 250 to 499 employees	—	X	X	X
	Establishments with 500 to 999 employees	—	X	X	X
	Establishments with 1,000 employees or more	—	X	X	X
44111	New car dealers				
	All establishments	32	1 763	20 438	88 953
	Establishments with 1 to 4 employees	1	X	X	X
	Establishments with 5 to 9 employees	—	X	X	X
	Establishments with 10 to 19 employees	6	X	X	X
	Establishments with 20 to 49 employees	10	X	X	X
	Establishments with 50 to 99 employees	10	X	X	X
	Establishments with 100 to 249 employees	5	X	X	X
	Establishments with 250 to 499 employees	—	X	X	X
	Establishments with 500 to 999 employees	—	X	X	X
	Establishments with 1,000 employees or more	—	X	X	X
441110	New car dealers				
	All establishments	32	1 763	20 438	88 953
	Establishments with 1 to 4 employees	1	X	X	X
	Establishments with 5 to 9 employees	—	X	X	X
	Establishments with 10 to 19 employees	6	X	X	X
	Establishments with 20 to 49 employees	10	X	X	X
	Establishments with 50 to 99 employees	10	X	X	X
	Establishments with 100 to 249 employees	5	X	X	X
	Establishments with 250 to 499 employees	—	X	X	X
	Establishments with 500 to 999 employees	—	X	X	X
	Establishments with 1,000 employees or more	—	X	X	X
4413	Automotive parts, accessories, and tire stores				
	All establishments	40	325	2 122	8 626
	Establishments with 1 to 4 employees	17	X	X	X
	Establishments with 5 to 9 employees	9	X	X	X
	Establishments with 10 to 19 employees	10	X	X	X
	Establishments with 20 to 49 employees	4	X	X	X
	Establishments with 50 to 99 employees	—	X	X	X
	Establishments with 100 to 249 employees	—	X	X	X
	Establishments with 250 to 499 employees	—	X	X	X
	Establishments with 500 to 999 employees	—	X	X	X
	Establishments with 1,000 employees or more	—	X	X	X
44131	Automotive parts and accessories stores				
	All establishments	28	245	1 394	5 762
	Establishments with 1 to 4 employees	14	X	X	X
	Establishments with 5 to 9 employees	4	X	X	X
	Establishments with 10 to 19 employees	6	X	X	X
	Establishments with 20 to 49 employees	4	X	X	X
	Establishments with 50 to 99 employees	—	X	X	X
	Establishments with 100 to 249 employees	—	X	X	X
	Establishments with 250 to 499 employees	—	X	X	X
	Establishments with 500 to 999 employees	—	X	X	X
	Establishments with 1,000 employees or more	—	X	X	X

See footnotes at end of table.

Table 5. Establishments, Employees, and Payroll by Industry and Employment Size of Establishments by County: 2004—Con.

[Excludes most government employees, railroad employees, and self-employed persons. Size class 1 to 4 employees includes establishments having payroll, but no employees, during mid-March pay period. For meaning of abbreviations and symbols, see introductory text. For explanation of terms, see Appendix A. For statement on reliability, see the note at the end of the table and Appendix C]

NAICS code	Geography, kind of business, and employment size class	Establishments (number)	Paid employees for pay period including March 12 (number)	First-quarter payroll (\$1,000)	Annual payroll (\$1,000)
SOMERSET—Con.					
44-45	Retail trade—Con.				
441	Motor vehicle and parts dealers—Con.				
4413	Automotive parts, accessories, and tire stores—Con.				
44131	Automotive parts and accessories stores—Con.				
441310	Automotive parts and accessories stores				
	All establishments	28	245	1 394	5 762
	Establishments with 1 to 4 employees	14	X	X	X
	Establishments with 5 to 9 employees	4	X	X	X
	Establishments with 10 to 19 employees	6	X	X	X
	Establishments with 20 to 49 employees	4	X	X	X
	Establishments with 50 to 99 employees	—	X	X	X
	Establishments with 100 to 249 employees	—	X	X	X
	Establishments with 250 to 499 employees	—	X	X	X
	Establishments with 500 to 999 employees	—	X	X	X
	Establishments with 1,000 employees or more	—	X	X	X
442	Furniture and home furnishings stores				
	All establishments	108	830	5 588	23 614
	Establishments with 1 to 4 employees	66	X	X	X
	Establishments with 5 to 9 employees	20	X	X	X
	Establishments with 10 to 19 employees	12	X	X	X
	Establishments with 20 to 49 employees	8	X	X	X
	Establishments with 50 to 99 employees	2	X	X	X
	Establishments with 100 to 249 employees	—	X	X	X
	Establishments with 250 to 499 employees	—	X	X	X
	Establishments with 500 to 999 employees	—	X	X	X
	Establishments with 1,000 employees or more	—	X	X	X
4421	Furniture stores				
	All establishments	55	408	3 296	14 992
	Establishments with 1 to 4 employees	33	X	X	X
	Establishments with 5 to 9 employees	10	X	X	X
	Establishments with 10 to 19 employees	7	X	X	X
	Establishments with 20 to 49 employees	5	X	X	X
	Establishments with 50 to 99 employees	—	X	X	X
	Establishments with 100 to 249 employees	—	X	X	X
	Establishments with 250 to 499 employees	—	X	X	X
	Establishments with 500 to 999 employees	—	X	X	X
	Establishments with 1,000 employees or more	—	X	X	X
44211	Furniture stores				
	All establishments	55	408	3 296	14 992
	Establishments with 1 to 4 employees	33	X	X	X
	Establishments with 5 to 9 employees	10	X	X	X
	Establishments with 10 to 19 employees	7	X	X	X
	Establishments with 20 to 49 employees	5	X	X	X
	Establishments with 50 to 99 employees	—	X	X	X
	Establishments with 100 to 249 employees	—	X	X	X
	Establishments with 250 to 499 employees	—	X	X	X
	Establishments with 500 to 999 employees	—	X	X	X
	Establishments with 1,000 employees or more	—	X	X	X
442110	Furniture stores				
	All establishments	55	408	3 296	14 992
	Establishments with 1 to 4 employees	33	X	X	X
	Establishments with 5 to 9 employees	10	X	X	X
	Establishments with 10 to 19 employees	7	X	X	X
	Establishments with 20 to 49 employees	5	X	X	X
	Establishments with 50 to 99 employees	—	X	X	X
	Establishments with 100 to 249 employees	—	X	X	X
	Establishments with 250 to 499 employees	—	X	X	X
	Establishments with 500 to 999 employees	—	X	X	X
	Establishments with 1,000 employees or more	—	X	X	X
4422	Home furnishings stores				
	All establishments	53	422	2 292	8 622
	Establishments with 1 to 4 employees	33	X	X	X
	Establishments with 5 to 9 employees	10	X	X	X
	Establishments with 10 to 19 employees	5	X	X	X
	Establishments with 20 to 49 employees	3	X	X	X
	Establishments with 50 to 99 employees	2	X	X	X
	Establishments with 100 to 249 employees	—	X	X	X
	Establishments with 250 to 499 employees	—	X	X	X
	Establishments with 500 to 999 employees	—	X	X	X
	Establishments with 1,000 employees or more	—	X	X	X
44229	Other home furnishings stores				
	All establishments	36	358	1 760	6 462
	Establishments with 1 to 4 employees	22	X	X	X
	Establishments with 5 to 9 employees	5	X	X	X
	Establishments with 10 to 19 employees	4	X	X	X
	Establishments with 20 to 49 employees	3	X	X	X
	Establishments with 50 to 99 employees	2	X	X	X
	Establishments with 100 to 249 employees	—	X	X	X
	Establishments with 250 to 499 employees	—	X	X	X
	Establishments with 500 to 999 employees	—	X	X	X
	Establishments with 1,000 employees or more	—	X	X	X

See footnotes at end of table.

Table 5. Establishments, Employees, and Payroll by Industry and Employment Size of Establishments by County: 2004—Con.

[Excludes most government employees, railroad employees, and self-employed persons. Size class 1 to 4 employees includes establishments having payroll, but no employees, during mid-March pay period. For meaning of abbreviations and symbols, see introductory text. For explanation of terms, see Appendix A. For statement on reliability, see the note at the end of the table and Appendix C]

NAICS code	Geography, kind of business, and employment size class	Establishments (number)	Paid employees for pay period including March 12 (number)	First-quarter payroll (\$1,000)	Annual payroll (\$1,000)
	SOMERSET—Con.				
44-45	Retail trade—Con.				
442	Furniture and home furnishings stores—Con.				
4422	Home furnishings stores—Con.				
44229	Other home furnishings stores—Con.				
442299	All other home furnishings stores				
	All establishments	28	344	1 666	6 048
	Establishments with 1 to 4 employees	14	X	X	X
	Establishments with 5 to 9 employees	5	X	X	X
	Establishments with 10 to 19 employees	4	X	X	X
	Establishments with 20 to 49 employees	3	X	X	X
	Establishments with 50 to 99 employees	2	X	X	X
	Establishments with 100 to 249 employees	—	X	X	X
	Establishments with 250 to 499 employees	—	X	X	X
	Establishments with 500 to 999 employees	—	X	X	X
	Establishments with 1,000 employees or more	—	X	X	X
443	Electronics and appliance stores				
	All establishments	68	616	3 363	14 553
	Establishments with 1 to 4 employees	39	X	X	X
	Establishments with 5 to 9 employees	18	X	X	X
	Establishments with 10 to 19 employees	6	X	X	X
	Establishments with 20 to 49 employees	3	X	X	X
	Establishments with 50 to 99 employees	—	X	X	X
	Establishments with 100 to 249 employees	2	X	X	X
	Establishments with 250 to 499 employees	—	X	X	X
	Establishments with 500 to 999 employees	—	X	X	X
	Establishments with 1,000 employees or more	—	X	X	X
4431	Electronics and appliance stores				
	All establishments	68	616	3 363	14 553
	Establishments with 1 to 4 employees	39	X	X	X
	Establishments with 5 to 9 employees	18	X	X	X
	Establishments with 10 to 19 employees	6	X	X	X
	Establishments with 20 to 49 employees	3	X	X	X
	Establishments with 50 to 99 employees	—	X	X	X
	Establishments with 100 to 249 employees	2	X	X	X
	Establishments with 250 to 499 employees	—	X	X	X
	Establishments with 500 to 999 employees	—	X	X	X
	Establishments with 1,000 employees or more	—	X	X	X
44311	Appliance, television, and other electronics stores				
	All establishments	43	522	2 646	11 036
	Establishments with 1 to 4 employees	22	X	X	X
	Establishments with 5 to 9 employees	11	X	X	X
	Establishments with 10 to 19 employees	5	X	X	X
	Establishments with 20 to 49 employees	3	X	X	X
	Establishments with 50 to 99 employees	—	X	X	X
	Establishments with 100 to 249 employees	2	X	X	X
	Establishments with 250 to 499 employees	—	X	X	X
	Establishments with 500 to 999 employees	—	X	X	X
	Establishments with 1,000 employees or more	—	X	X	X
443111	Household appliance stores				
	All establishments	14	137	974	3 893
	Establishments with 1 to 4 employees	7	X	X	X
	Establishments with 5 to 9 employees	2	X	X	X
	Establishments with 10 to 19 employees	3	X	X	X
	Establishments with 20 to 49 employees	2	X	X	X
	Establishments with 50 to 99 employees	—	X	X	X
	Establishments with 100 to 249 employees	—	X	X	X
	Establishments with 250 to 499 employees	—	X	X	X
	Establishments with 500 to 999 employees	—	X	X	X
	Establishments with 1,000 employees or more	—	X	X	X
443112	Radio, television, and other electronics stores				
	All establishments	29	385	1 672	7 143
	Establishments with 1 to 4 employees	15	X	X	X
	Establishments with 5 to 9 employees	9	X	X	X
	Establishments with 10 to 19 employees	2	X	X	X
	Establishments with 20 to 49 employees	1	X	X	X
	Establishments with 50 to 99 employees	—	X	X	X
	Establishments with 100 to 249 employees	2	X	X	X
	Establishments with 250 to 499 employees	—	X	X	X
	Establishments with 500 to 999 employees	—	X	X	X
	Establishments with 1,000 employees or more	—	X	X	X
444	Building material and garden equipment and supplies dealers				
	All establishments	81	1 717	11 536	53 783
	Establishments with 1 to 4 employees	35	X	X	X
	Establishments with 5 to 9 employees	17	X	X	X
	Establishments with 10 to 19 employees	14	X	X	X
	Establishments with 20 to 49 employees	8	X	X	X
	Establishments with 50 to 99 employees	2	X	X	X
	Establishments with 100 to 249 employees	4	X	X	X
	Establishments with 250 to 499 employees	1	X	X	X
	Establishments with 500 to 999 employees	—	X	X	X
	Establishments with 1,000 employees or more	—	X	X	X

See footnotes at end of table.

Table 5. Establishments, Employees, and Payroll by Industry and Employment Size of Establishments by County: 2004—Con.

[Excludes most government employees, railroad employees, and self-employed persons. Size class 1 to 4 employees includes establishments having payroll, but no employees, during mid-March pay period. For meaning of abbreviations and symbols, see introductory text. For explanation of terms, see Appendix A. For statement on reliability, see the note at the end of the table and Appendix C]

NAICS code	Geography, kind of business, and employment size class	Establishments (number)	Paid employees for pay period including March 12 (number)	First-quarter payroll (\$1,000)	Annual payroll (\$1,000)
	SOMERSET—Con.				
44-45	Retail trade—Con.				
444	Building material and garden equipment and supplies dealers—Con.				
4441	Building material and supplies dealers				
	All establishments	53	1 569	10 604	47 706
	Establishments with 1 to 4 employees	18	X	X	X
	Establishments with 5 to 9 employees	11	X	X	X
	Establishments with 10 to 19 employees	10	X	X	X
	Establishments with 20 to 49 employees	7	X	X	X
	Establishments with 50 to 99 employees	2	X	X	X
	Establishments with 100 to 249 employees	4	X	X	X
	Establishments with 250 to 499 employees	1	X	X	X
	Establishments with 500 to 999 employees	—	X	X	X
	Establishments with 1,000 employees or more	—	X	X	X
44411	Home centers				
	All establishments	7	958	5 078	22 933
	Establishments with 1 to 4 employees	—	X	X	X
	Establishments with 5 to 9 employees	1	X	X	X
	Establishments with 10 to 19 employees	1	X	X	X
	Establishments with 20 to 49 employees	—	X	X	X
	Establishments with 50 to 99 employees	—	X	X	X
	Establishments with 100 to 249 employees	4	X	X	X
	Establishments with 250 to 499 employees	1	X	X	X
	Establishments with 500 to 999 employees	—	X	X	X
	Establishments with 1,000 employees or more	—	X	X	X
444110	Home centers				
	All establishments	7	958	5 078	22 933
	Establishments with 1 to 4 employees	—	X	X	X
	Establishments with 5 to 9 employees	1	X	X	X
	Establishments with 10 to 19 employees	1	X	X	X
	Establishments with 20 to 49 employees	—	X	X	X
	Establishments with 50 to 99 employees	—	X	X	X
	Establishments with 100 to 249 employees	4	X	X	X
	Establishments with 250 to 499 employees	1	X	X	X
	Establishments with 500 to 999 employees	—	X	X	X
	Establishments with 1,000 employees or more	—	X	X	X
44413	Hardware stores				
	All establishments	6	105	617	2 881
	Establishments with 1 to 4 employees	1	X	X	X
	Establishments with 5 to 9 employees	—	X	X	X
	Establishments with 10 to 19 employees	3	X	X	X
	Establishments with 20 to 49 employees	2	X	X	X
	Establishments with 50 to 99 employees	—	X	X	X
	Establishments with 100 to 249 employees	—	X	X	X
	Establishments with 250 to 499 employees	—	X	X	X
	Establishments with 500 to 999 employees	—	X	X	X
	Establishments with 1,000 employees or more	—	X	X	X
444130	Hardware stores				
	All establishments	6	105	617	2 881
	Establishments with 1 to 4 employees	1	X	X	X
	Establishments with 5 to 9 employees	—	X	X	X
	Establishments with 10 to 19 employees	3	X	X	X
	Establishments with 20 to 49 employees	2	X	X	X
	Establishments with 50 to 99 employees	—	X	X	X
	Establishments with 100 to 249 employees	—	X	X	X
	Establishments with 250 to 499 employees	—	X	X	X
	Establishments with 500 to 999 employees	—	X	X	X
	Establishments with 1,000 employees or more	—	X	X	X
44419	Other building material dealers				
	All establishments	33	469	4 689	20 992
	Establishments with 1 to 4 employees	13	X	X	X
	Establishments with 5 to 9 employees	8	X	X	X
	Establishments with 10 to 19 employees	5	X	X	X
	Establishments with 20 to 49 employees	5	X	X	X
	Establishments with 50 to 99 employees	2	X	X	X
	Establishments with 100 to 249 employees	—	X	X	X
	Establishments with 250 to 499 employees	—	X	X	X
	Establishments with 500 to 999 employees	—	X	X	X
	Establishments with 1,000 employees or more	—	X	X	X
444190	Other building material dealers				
	All establishments	33	469	4 689	20 992
	Establishments with 1 to 4 employees	13	X	X	X
	Establishments with 5 to 9 employees	8	X	X	X
	Establishments with 10 to 19 employees	5	X	X	X
	Establishments with 20 to 49 employees	5	X	X	X
	Establishments with 50 to 99 employees	2	X	X	X
	Establishments with 100 to 249 employees	—	X	X	X
	Establishments with 250 to 499 employees	—	X	X	X
	Establishments with 500 to 999 employees	—	X	X	X
	Establishments with 1,000 employees or more	—	X	X	X

See footnotes at end of table.

Table 5. Establishments, Employees, and Payroll by Industry and Employment Size of Establishments by County: 2004—Con.

[Excludes most government employees, railroad employees, and self-employed persons. Size class 1 to 4 employees includes establishments having payroll, but no employees, during mid-March pay period. For meaning of abbreviations and symbols, see introductory text. For explanation of terms, see Appendix A. For statement on reliability, see the note at the end of the table and Appendix C]

NAICS code	Geography, kind of business, and employment size class	Establishments (number)	Paid employees for pay period including March 12 (number)	First-quarter payroll (\$1,000)	Annual payroll (\$1,000)
	SOMERSET—Con.				
44-45	Retail trade—Con.				
444	Building material and garden equipment and supplies dealers—Con.				
4442	Lawn and garden equipment and supplies stores				
	All establishments	28	148	932	6 077
	Establishments with 1 to 4 employees	17	X	X	X
	Establishments with 5 to 9 employees	6	X	X	X
	Establishments with 10 to 19 employees	4	X	X	X
	Establishments with 20 to 49 employees	1	X	X	X
	Establishments with 50 to 99 employees	—	X	X	X
	Establishments with 100 to 249 employees	—	X	X	X
	Establishments with 250 to 499 employees	—	X	X	X
	Establishments with 500 to 999 employees	—	X	X	X
	Establishments with 1,000 employees or more	—	X	X	X
44422	Nursery, garden center, and farm supply stores				
	All establishments	23	124	766	5 224
	Establishments with 1 to 4 employees	14	X	X	X
	Establishments with 5 to 9 employees	5	X	X	X
	Establishments with 10 to 19 employees	3	X	X	X
	Establishments with 20 to 49 employees	1	X	X	X
	Establishments with 50 to 99 employees	—	X	X	X
	Establishments with 100 to 249 employees	—	X	X	X
	Establishments with 250 to 499 employees	—	X	X	X
	Establishments with 500 to 999 employees	—	X	X	X
	Establishments with 1,000 employees or more	—	X	X	X
444220	Nursery, garden center, and farm supply stores				
	All establishments	23	124	766	5 224
	Establishments with 1 to 4 employees	14	X	X	X
	Establishments with 5 to 9 employees	5	X	X	X
	Establishments with 10 to 19 employees	3	X	X	X
	Establishments with 20 to 49 employees	1	X	X	X
	Establishments with 50 to 99 employees	—	X	X	X
	Establishments with 100 to 249 employees	—	X	X	X
	Establishments with 250 to 499 employees	—	X	X	X
	Establishments with 500 to 999 employees	—	X	X	X
	Establishments with 1,000 employees or more	—	X	X	X
445	Food and beverage stores				
	All establishments	215	5 045	24 894	97 578
	Establishments with 1 to 4 employees	125	X	X	X
	Establishments with 5 to 9 employees	26	X	X	X
	Establishments with 10 to 19 employees	25	X	X	X
	Establishments with 20 to 49 employees	13	X	X	X
	Establishments with 50 to 99 employees	8	X	X	X
	Establishments with 100 to 249 employees	15	X	X	X
	Establishments with 250 to 499 employees	3	X	X	X
	Establishments with 500 to 999 employees	—	X	X	X
	Establishments with 1,000 employees or more	—	X	X	X
4451	Grocery stores				
	All establishments	127	4 522	22 798	87 860
	Establishments with 1 to 4 employees	73	X	X	X
	Establishments with 5 to 9 employees	8	X	X	X
	Establishments with 10 to 19 employees	12	X	X	X
	Establishments with 20 to 49 employees	8	X	X	X
	Establishments with 50 to 99 employees	8	X	X	X
	Establishments with 100 to 249 employees	15	X	X	X
	Establishments with 250 to 499 employees	3	X	X	X
	Establishments with 500 to 999 employees	—	X	X	X
	Establishments with 1,000 employees or more	—	X	X	X
44511	Supermarkets and other grocery (except convenience) stores				
	All establishments	71	4 183	21 328	81 563
	Establishments with 1 to 4 employees	34	X	X	X
	Establishments with 5 to 9 employees	4	X	X	X
	Establishments with 10 to 19 employees	3	X	X	X
	Establishments with 20 to 49 employees	4	X	X	X
	Establishments with 50 to 99 employees	8	X	X	X
	Establishments with 100 to 249 employees	15	X	X	X
	Establishments with 250 to 499 employees	3	X	X	X
	Establishments with 500 to 999 employees	—	X	X	X
	Establishments with 1,000 employees or more	—	X	X	X
445110	Supermarkets and other grocery (except convenience) stores				
	All establishments	71	4 183	21 328	81 563
	Establishments with 1 to 4 employees	34	X	X	X
	Establishments with 5 to 9 employees	4	X	X	X
	Establishments with 10 to 19 employees	3	X	X	X
	Establishments with 20 to 49 employees	4	X	X	X
	Establishments with 50 to 99 employees	8	X	X	X
	Establishments with 100 to 249 employees	15	X	X	X
	Establishments with 250 to 499 employees	3	X	X	X
	Establishments with 500 to 999 employees	—	X	X	X
	Establishments with 1,000 employees or more	—	X	X	X

See footnotes at end of table.

Table 5. Establishments, Employees, and Payroll by Industry and Employment Size of Establishments by County: 2004—Con.

[Excludes most government employees, railroad employees, and self-employed persons. Size class 1 to 4 employees includes establishments having payroll, but no employees, during mid-March pay period. For meaning of abbreviations and symbols, see introductory text. For explanation of terms, see Appendix A. For statement on reliability, see the note at the end of the table and Appendix C]

NAICS code	Geography, kind of business, and employment size class	Establishments (number)	Paid employees for pay period including March 12 (number)	First-quarter payroll (\$1,000)	Annual payroll (\$1,000)
	SOMERSET—Con.				
44-45	Retail trade—Con.				
445	Food and beverage stores—Con.				
4451	Grocery stores—Con.				
44512	Convenience stores				
	All establishments	56	339	1 470	6 297
	Establishments with 1 to 4 employees	39	X	X	X
	Establishments with 5 to 9 employees	4	X	X	X
	Establishments with 10 to 19 employees	9	X	X	X
	Establishments with 20 to 49 employees	4	X	X	X
	Establishments with 50 to 99 employees	—	X	X	X
	Establishments with 100 to 249 employees	—	X	X	X
	Establishments with 250 to 499 employees	—	X	X	X
	Establishments with 500 to 999 employees	—	X	X	X
	Establishments with 1,000 employees or more	—	X	X	X
445120	Convenience stores				
	All establishments	56	339	1 470	6 297
	Establishments with 1 to 4 employees	39	X	X	X
	Establishments with 5 to 9 employees	4	X	X	X
	Establishments with 10 to 19 employees	9	X	X	X
	Establishments with 20 to 49 employees	4	X	X	X
	Establishments with 50 to 99 employees	—	X	X	X
	Establishments with 100 to 249 employees	—	X	X	X
	Establishments with 250 to 499 employees	—	X	X	X
	Establishments with 500 to 999 employees	—	X	X	X
	Establishments with 1,000 employees or more	—	X	X	X
4452	Specialty food stores				
	All establishments	42	217	672	3 374
	Establishments with 1 to 4 employees	25	X	X	X
	Establishments with 5 to 9 employees	9	X	X	X
	Establishments with 10 to 19 employees	7	X	X	X
	Establishments with 20 to 49 employees	1	X	X	X
	Establishments with 50 to 99 employees	—	X	X	X
	Establishments with 100 to 249 employees	—	X	X	X
	Establishments with 250 to 499 employees	—	X	X	X
	Establishments with 500 to 999 employees	—	X	X	X
	Establishments with 1,000 employees or more	—	X	X	X
44529	Other specialty food stores				
	All establishments	28	139	376	1 928
	Establishments with 1 to 4 employees	16	X	X	X
	Establishments with 5 to 9 employees	7	X	X	X
	Establishments with 10 to 19 employees	5	X	X	X
	Establishments with 20 to 49 employees	—	X	X	X
	Establishments with 50 to 99 employees	—	X	X	X
	Establishments with 100 to 249 employees	—	X	X	X
	Establishments with 250 to 499 employees	—	X	X	X
	Establishments with 500 to 999 employees	—	X	X	X
	Establishments with 1,000 employees or more	—	X	X	X
4453	Beer, wine, and liquor stores				
	All establishments	46	306	1 424	6 344
	Establishments with 1 to 4 employees	27	X	X	X
	Establishments with 5 to 9 employees	9	X	X	X
	Establishments with 10 to 19 employees	6	X	X	X
	Establishments with 20 to 49 employees	4	X	X	X
	Establishments with 50 to 99 employees	—	X	X	X
	Establishments with 100 to 249 employees	—	X	X	X
	Establishments with 250 to 499 employees	—	X	X	X
	Establishments with 500 to 999 employees	—	X	X	X
	Establishments with 1,000 employees or more	—	X	X	X
44531	Beer, wine, and liquor stores				
	All establishments	46	306	1 424	6 344
	Establishments with 1 to 4 employees	27	X	X	X
	Establishments with 5 to 9 employees	9	X	X	X
	Establishments with 10 to 19 employees	6	X	X	X
	Establishments with 20 to 49 employees	4	X	X	X
	Establishments with 50 to 99 employees	—	X	X	X
	Establishments with 100 to 249 employees	—	X	X	X
	Establishments with 250 to 499 employees	—	X	X	X
	Establishments with 500 to 999 employees	—	X	X	X
	Establishments with 1,000 employees or more	—	X	X	X
445310	Beer, wine, and liquor stores				
	All establishments	46	306	1 424	6 344
	Establishments with 1 to 4 employees	27	X	X	X
	Establishments with 5 to 9 employees	9	X	X	X
	Establishments with 10 to 19 employees	6	X	X	X
	Establishments with 20 to 49 employees	4	X	X	X
	Establishments with 50 to 99 employees	—	X	X	X
	Establishments with 100 to 249 employees	—	X	X	X
	Establishments with 250 to 499 employees	—	X	X	X
	Establishments with 500 to 999 employees	—	X	X	X
	Establishments with 1,000 employees or more	—	X	X	X

See footnotes at end of table.

Table 5. Establishments, Employees, and Payroll by Industry and Employment Size of Establishments by County: 2004—Con.

[Excludes most government employees, railroad employees, and self-employed persons. Size class 1 to 4 employees includes establishments having payroll, but no employees, during mid-March pay period. For meaning of abbreviations and symbols, see introductory text. For explanation of terms, see Appendix A. For statement on reliability, see the note at the end of the table and Appendix C]

NAICS code	Geography, kind of business, and employment size class	Establishments (number)	Paid employees for pay period including March 12 (number)	First-quarter payroll (\$1,000)	Annual payroll (\$1,000)
	SOMERSET—Con.				
44-45	Retail trade—Con.				
446	Health and personal care stores				
	All establishments	106	1 362	7 013	27 914
	Establishments with 1 to 4 employees	46	X	X	X
	Establishments with 5 to 9 employees	15	X	X	X
	Establishments with 10 to 19 employees	13	X	X	X
	Establishments with 20 to 49 employees	30	X	X	X
	Establishments with 50 to 99 employees	2	X	X	X
	Establishments with 100 to 249 employees	—	X	X	X
	Establishments with 250 to 499 employees	—	X	X	X
	Establishments with 500 to 999 employees	—	X	X	X
	Establishments with 1,000 employees or more	—	X	X	X
4461	Health and personal care stores				
	All establishments	106	1 362	7 013	27 914
	Establishments with 1 to 4 employees	46	X	X	X
	Establishments with 5 to 9 employees	15	X	X	X
	Establishments with 10 to 19 employees	13	X	X	X
	Establishments with 20 to 49 employees	30	X	X	X
	Establishments with 50 to 99 employees	2	X	X	X
	Establishments with 100 to 249 employees	—	X	X	X
	Establishments with 250 to 499 employees	—	X	X	X
	Establishments with 500 to 999 employees	—	X	X	X
	Establishments with 1,000 employees or more	—	X	X	X
44611	Pharmacies and drug stores				
	All establishments	53	1 023	4 970	20 067
	Establishments with 1 to 4 employees	11	X	X	X
	Establishments with 5 to 9 employees	6	X	X	X
	Establishments with 10 to 19 employees	10	X	X	X
	Establishments with 20 to 49 employees	24	X	X	X
	Establishments with 50 to 99 employees	2	X	X	X
	Establishments with 100 to 249 employees	—	X	X	X
	Establishments with 250 to 499 employees	—	X	X	X
	Establishments with 500 to 999 employees	—	X	X	X
	Establishments with 1,000 employees or more	—	X	X	X
446110	Pharmacies and drug stores				
	All establishments	53	1 023	4 970	20 067
	Establishments with 1 to 4 employees	11	X	X	X
	Establishments with 5 to 9 employees	6	X	X	X
	Establishments with 10 to 19 employees	10	X	X	X
	Establishments with 20 to 49 employees	24	X	X	X
	Establishments with 50 to 99 employees	2	X	X	X
	Establishments with 100 to 249 employees	—	X	X	X
	Establishments with 250 to 499 employees	—	X	X	X
	Establishments with 500 to 999 employees	—	X	X	X
	Establishments with 1,000 employees or more	—	X	X	X
44612	Cosmetics, beauty supplies, and perfume stores				
	All establishments	12	109	403	1 494
	Establishments with 1 to 4 employees	7	X	X	X
	Establishments with 5 to 9 employees	2	X	X	X
	Establishments with 10 to 19 employees	—	X	X	X
	Establishments with 20 to 49 employees	3	X	X	X
	Establishments with 50 to 99 employees	—	X	X	X
	Establishments with 100 to 249 employees	—	X	X	X
	Establishments with 250 to 499 employees	—	X	X	X
	Establishments with 500 to 999 employees	—	X	X	X
	Establishments with 1,000 employees or more	—	X	X	X
446120	Cosmetics, beauty supplies, and perfume stores				
	All establishments	12	109	403	1 494
	Establishments with 1 to 4 employees	7	X	X	X
	Establishments with 5 to 9 employees	2	X	X	X
	Establishments with 10 to 19 employees	—	X	X	X
	Establishments with 20 to 49 employees	3	X	X	X
	Establishments with 50 to 99 employees	—	X	X	X
	Establishments with 100 to 249 employees	—	X	X	X
	Establishments with 250 to 499 employees	—	X	X	X
	Establishments with 500 to 999 employees	—	X	X	X
	Establishments with 1,000 employees or more	—	X	X	X
44613	Optical goods stores				
	All establishments	16	106	610	2 493
	Establishments with 1 to 4 employees	10	X	X	X
	Establishments with 5 to 9 employees	3	X	X	X
	Establishments with 10 to 19 employees	2	X	X	X
	Establishments with 20 to 49 employees	1	X	X	X
	Establishments with 50 to 99 employees	—	X	X	X
	Establishments with 100 to 249 employees	—	X	X	X
	Establishments with 250 to 499 employees	—	X	X	X
	Establishments with 500 to 999 employees	—	X	X	X
	Establishments with 1,000 employees or more	—	X	X	X

See footnotes at end of table.

Table 5. Establishments, Employees, and Payroll by Industry and Employment Size of Establishments by County: 2004—Con.

[Excludes most government employees, railroad employees, and self-employed persons. Size class 1 to 4 employees includes establishments having payroll, but no employees, during mid-March pay period. For meaning of abbreviations and symbols, see introductory text. For explanation of terms, see Appendix A. For statement on reliability, see the note at the end of the table and Appendix C]

NAICS code	Geography, kind of business, and employment size class	Establishments (number)	Paid employees for pay period including March 12 (number)	First-quarter payroll (\$1,000)	Annual payroll (\$1,000)
	SOMERSET—Con.				
44-45	Retail trade—Con.				
446	Health and personal care stores—Con.				
4461	Health and personal care stores—Con.				
44613	Optical goods stores—Con.				
446130	Optical goods stores				
	All establishments	16	106	610	2 493
	Establishments with 1 to 4 employees	10	X	X	X
	Establishments with 5 to 9 employees	3	X	X	X
	Establishments with 10 to 19 employees	2	X	X	X
	Establishments with 20 to 49 employees	1	X	X	X
	Establishments with 50 to 99 employees	—	X	X	X
	Establishments with 100 to 249 employees	—	X	X	X
	Establishments with 250 to 499 employees	—	X	X	X
	Establishments with 500 to 999 employees	—	X	X	X
	Establishments with 1,000 employees or more	—	X	X	X
44619	Other health and personal care stores				
	All establishments	25	124	1 030	3 860
	Establishments with 1 to 4 employees	18	X	X	X
	Establishments with 5 to 9 employees	4	X	X	X
	Establishments with 10 to 19 employees	1	X	X	X
	Establishments with 20 to 49 employees	2	X	X	X
	Establishments with 50 to 99 employees	—	X	X	X
	Establishments with 100 to 249 employees	—	X	X	X
	Establishments with 250 to 499 employees	—	X	X	X
	Establishments with 500 to 999 employees	—	X	X	X
	Establishments with 1,000 employees or more	—	X	X	X
447	Gasoline stations				
	All establishments	97	557	2 461	10 441
	Establishments with 1 to 4 employees	47	X	X	X
	Establishments with 5 to 9 employees	33	X	X	X
	Establishments with 10 to 19 employees	16	X	X	X
	Establishments with 20 to 49 employees	1	X	X	X
	Establishments with 50 to 99 employees	—	X	X	X
	Establishments with 100 to 249 employees	—	X	X	X
	Establishments with 250 to 499 employees	—	X	X	X
	Establishments with 500 to 999 employees	—	X	X	X
	Establishments with 1,000 employees or more	—	X	X	X
4471	Gasoline stations				
	All establishments	97	557	2 461	10 441
	Establishments with 1 to 4 employees	47	X	X	X
	Establishments with 5 to 9 employees	33	X	X	X
	Establishments with 10 to 19 employees	16	X	X	X
	Establishments with 20 to 49 employees	1	X	X	X
	Establishments with 50 to 99 employees	—	X	X	X
	Establishments with 100 to 249 employees	—	X	X	X
	Establishments with 250 to 499 employees	—	X	X	X
	Establishments with 500 to 999 employees	—	X	X	X
	Establishments with 1,000 employees or more	—	X	X	X
44711	Gasoline stations with convenience stores				
	All establishments	24	148	580	2 220
	Establishments with 1 to 4 employees	12	X	X	X
	Establishments with 5 to 9 employees	6	X	X	X
	Establishments with 10 to 19 employees	5	X	X	X
	Establishments with 20 to 49 employees	1	X	X	X
	Establishments with 50 to 99 employees	—	X	X	X
	Establishments with 100 to 249 employees	—	X	X	X
	Establishments with 250 to 499 employees	—	X	X	X
	Establishments with 500 to 999 employees	—	X	X	X
	Establishments with 1,000 employees or more	—	X	X	X
447110	Gasoline stations with convenience stores				
	All establishments	24	148	580	2 220
	Establishments with 1 to 4 employees	12	X	X	X
	Establishments with 5 to 9 employees	6	X	X	X
	Establishments with 10 to 19 employees	5	X	X	X
	Establishments with 20 to 49 employees	1	X	X	X
	Establishments with 50 to 99 employees	—	X	X	X
	Establishments with 100 to 249 employees	—	X	X	X
	Establishments with 250 to 499 employees	—	X	X	X
	Establishments with 500 to 999 employees	—	X	X	X
	Establishments with 1,000 employees or more	—	X	X	X
44719	Other gasoline stations				
	All establishments	73	409	1 881	8 221
	Establishments with 1 to 4 employees	35	X	X	X
	Establishments with 5 to 9 employees	27	X	X	X
	Establishments with 10 to 19 employees	11	X	X	X
	Establishments with 20 to 49 employees	—	X	X	X
	Establishments with 50 to 99 employees	—	X	X	X
	Establishments with 100 to 249 employees	—	X	X	X
	Establishments with 250 to 499 employees	—	X	X	X
	Establishments with 500 to 999 employees	—	X	X	X
	Establishments with 1,000 employees or more	—	X	X	X

See footnotes at end of table.

Table 5. Establishments, Employees, and Payroll by Industry and Employment Size of Establishments by County: 2004—Con.

[Excludes most government employees, railroad employees, and self-employed persons. Size class 1 to 4 employees includes establishments having payroll, but no employees, during mid-March pay period. For meaning of abbreviations and symbols, see introductory text. For explanation of terms, see Appendix A. For statement on reliability, see the note at the end of the table and Appendix C]

NAICS code	Geography, kind of business, and employment size class	Establishments (number)	Paid employees for pay period including March 12 (number)	First-quarter payroll (\$1,000)	Annual payroll (\$1,000)
	SOMERSET—Con.				
44-45	Retail trade—Con.				
447	Gasoline stations—Con.				
4471	Gasoline stations—Con.				
44719	Other gasoline stations—Con.				
447190	Other gasoline stations				
	All establishments	73	409	1 881	8 221
	Establishments with 1 to 4 employees	35	X	X	X
	Establishments with 5 to 9 employees	27	X	X	X
	Establishments with 10 to 19 employees	11	X	X	X
	Establishments with 20 to 49 employees	—	X	X	X
	Establishments with 50 to 99 employees	—	X	X	X
	Establishments with 100 to 249 employees	—	X	X	X
	Establishments with 250 to 499 employees	—	X	X	X
	Establishments with 500 to 999 employees	—	X	X	X
	Establishments with 1,000 employees or more	—	X	X	X
448	Clothing and clothing accessories stores				
	All establishments	179	2 483	8 576	33 953
	Establishments with 1 to 4 employees	69	X	X	X
	Establishments with 5 to 9 employees	47	X	X	X
	Establishments with 10 to 19 employees	34	X	X	X
	Establishments with 20 to 49 employees	18	X	X	X
	Establishments with 50 to 99 employees	9	X	X	X
	Establishments with 100 to 249 employees	1	X	X	X
	Establishments with 250 to 499 employees	1	X	X	X
	Establishments with 500 to 999 employees	—	X	X	X
	Establishments with 1,000 employees or more	—	X	X	X
4481	Clothing stores				
	All establishments	110	2 051	6 508	25 471
	Establishments with 1 to 4 employees	35	X	X	X
	Establishments with 5 to 9 employees	25	X	X	X
	Establishments with 10 to 19 employees	23	X	X	X
	Establishments with 20 to 49 employees	16	X	X	X
	Establishments with 50 to 99 employees	9	X	X	X
	Establishments with 100 to 249 employees	1	X	X	X
	Establishments with 250 to 499 employees	1	X	X	X
	Establishments with 500 to 999 employees	—	X	X	X
	Establishments with 1,000 employees or more	—	X	X	X
44812	Women's clothing stores				
	All establishments	48	907	2 627	10 876
	Establishments with 1 to 4 employees	14	X	X	X
	Establishments with 5 to 9 employees	13	X	X	X
	Establishments with 10 to 19 employees	12	X	X	X
	Establishments with 20 to 49 employees	6	X	X	X
	Establishments with 50 to 99 employees	2	X	X	X
	Establishments with 100 to 249 employees	—	X	X	X
	Establishments with 250 to 499 employees	1	X	X	X
	Establishments with 500 to 999 employees	—	X	X	X
	Establishments with 1,000 employees or more	—	X	X	X
448120	Women's clothing stores				
	All establishments	48	907	2 627	10 876
	Establishments with 1 to 4 employees	14	X	X	X
	Establishments with 5 to 9 employees	13	X	X	X
	Establishments with 10 to 19 employees	12	X	X	X
	Establishments with 20 to 49 employees	6	X	X	X
	Establishments with 50 to 99 employees	2	X	X	X
	Establishments with 100 to 249 employees	—	X	X	X
	Establishments with 250 to 499 employees	1	X	X	X
	Establishments with 500 to 999 employees	—	X	X	X
	Establishments with 1,000 employees or more	—	X	X	X
44813	Children's and infants' clothing stores				
	All establishments	12	234	785	2 813
	Establishments with 1 to 4 employees	—	X	X	X
	Establishments with 5 to 9 employees	3	X	X	X
	Establishments with 10 to 19 employees	4	X	X	X
	Establishments with 20 to 49 employees	4	X	X	X
	Establishments with 50 to 99 employees	1	X	X	X
	Establishments with 100 to 249 employees	—	X	X	X
	Establishments with 250 to 499 employees	—	X	X	X
	Establishments with 500 to 999 employees	—	X	X	X
	Establishments with 1,000 employees or more	—	X	X	X
448130	Children's and infants' clothing stores				
	All establishments	12	234	785	2 813
	Establishments with 1 to 4 employees	—	X	X	X
	Establishments with 5 to 9 employees	3	X	X	X
	Establishments with 10 to 19 employees	4	X	X	X
	Establishments with 20 to 49 employees	4	X	X	X
	Establishments with 50 to 99 employees	1	X	X	X
	Establishments with 100 to 249 employees	—	X	X	X
	Establishments with 250 to 499 employees	—	X	X	X
	Establishments with 500 to 999 employees	—	X	X	X
	Establishments with 1,000 employees or more	—	X	X	X

See footnotes at end of table.

Table 5. Establishments, Employees, and Payroll by Industry and Employment Size of Establishments by County: 2004—Con.

[Excludes most government employees, railroad employees, and self-employed persons. Size class 1 to 4 employees includes establishments having payroll, but no employees, during mid-March pay period. For meaning of abbreviations and symbols, see introductory text. For explanation of terms, see Appendix A. For statement on reliability, see the note at the end of the table and Appendix C]

NAICS code	Geography, kind of business, and employment size class	Establishments (number)	Paid employees for pay period including March 12 (number)	First-quarter payroll (\$1,000)	Annual payroll (\$1,000)
	SOMERSET—Con.				
44-45	Retail trade—Con.				
448	Clothing and clothing accessories stores—Con.				
4481	Clothing stores—Con.				
44814	Family clothing stores				
	All establishments	17	618	1 790	7 320
	Establishments with 1 to 4 employees	2	X	X	X
	Establishments with 5 to 9 employees	2	X	X	X
	Establishments with 10 to 19 employees	1	X	X	X
	Establishments with 20 to 49 employees	6	X	X	X
	Establishments with 50 to 99 employees	6	X	X	X
	Establishments with 100 to 249 employees	—	X	X	X
	Establishments with 250 to 499 employees	—	X	X	X
	Establishments with 500 to 999 employees	—	X	X	X
	Establishments with 1,000 employees or more	—	X	X	X
448140	Family clothing stores				
	All establishments	17	618	1 790	7 320
	Establishments with 1 to 4 employees	2	X	X	X
	Establishments with 5 to 9 employees	2	X	X	X
	Establishments with 10 to 19 employees	1	X	X	X
	Establishments with 20 to 49 employees	6	X	X	X
	Establishments with 50 to 99 employees	6	X	X	X
	Establishments with 100 to 249 employees	—	X	X	X
	Establishments with 250 to 499 employees	—	X	X	X
	Establishments with 500 to 999 employees	—	X	X	X
	Establishments with 1,000 employees or more	—	X	X	X
44819	Other clothing stores				
	All establishments	14	185	720	1 845
	Establishments with 1 to 4 employees	9	X	X	X
	Establishments with 5 to 9 employees	1	X	X	X
	Establishments with 10 to 19 employees	3	X	X	X
	Establishments with 20 to 49 employees	—	X	X	X
	Establishments with 50 to 99 employees	—	X	X	X
	Establishments with 100 to 249 employees	1	X	X	X
	Establishments with 250 to 499 employees	—	X	X	X
	Establishments with 500 to 999 employees	—	X	X	X
	Establishments with 1,000 employees or more	—	X	X	X
448190	Other clothing stores				
	All establishments	14	185	720	1 845
	Establishments with 1 to 4 employees	9	X	X	X
	Establishments with 5 to 9 employees	1	X	X	X
	Establishments with 10 to 19 employees	3	X	X	X
	Establishments with 20 to 49 employees	—	X	X	X
	Establishments with 50 to 99 employees	—	X	X	X
	Establishments with 100 to 249 employees	1	X	X	X
	Establishments with 250 to 499 employees	—	X	X	X
	Establishments with 500 to 999 employees	—	X	X	X
	Establishments with 1,000 employees or more	—	X	X	X
4482	Shoe stores				
	All establishments	37	242	886	3 760
	Establishments with 1 to 4 employees	18	X	X	X
	Establishments with 5 to 9 employees	12	X	X	X
	Establishments with 10 to 19 employees	5	X	X	X
	Establishments with 20 to 49 employees	2	X	X	X
	Establishments with 50 to 99 employees	—	X	X	X
	Establishments with 100 to 249 employees	—	X	X	X
	Establishments with 250 to 499 employees	—	X	X	X
	Establishments with 500 to 999 employees	—	X	X	X
	Establishments with 1,000 employees or more	—	X	X	X
44821	Shoe stores				
	All establishments	37	242	886	3 760
	Establishments with 1 to 4 employees	18	X	X	X
	Establishments with 5 to 9 employees	12	X	X	X
	Establishments with 10 to 19 employees	5	X	X	X
	Establishments with 20 to 49 employees	2	X	X	X
	Establishments with 50 to 99 employees	—	X	X	X
	Establishments with 100 to 249 employees	—	X	X	X
	Establishments with 250 to 499 employees	—	X	X	X
	Establishments with 500 to 999 employees	—	X	X	X
	Establishments with 1,000 employees or more	—	X	X	X
448210	Shoe stores				
	All establishments	37	242	886	3 760
	Establishments with 1 to 4 employees	18	X	X	X
	Establishments with 5 to 9 employees	12	X	X	X
	Establishments with 10 to 19 employees	5	X	X	X
	Establishments with 20 to 49 employees	2	X	X	X
	Establishments with 50 to 99 employees	—	X	X	X
	Establishments with 100 to 249 employees	—	X	X	X
	Establishments with 250 to 499 employees	—	X	X	X
	Establishments with 500 to 999 employees	—	X	X	X
	Establishments with 1,000 employees or more	—	X	X	X

See footnotes at end of table.

Table 5. Establishments, Employees, and Payroll by Industry and Employment Size of Establishments by County: 2004—Con.

[Excludes most government employees, railroad employees, and self-employed persons. Size class 1 to 4 employees includes establishments having payroll, but no employees, during mid-March pay period. For meaning of abbreviations and symbols, see introductory text. For explanation of terms, see Appendix A. For statement on reliability, see the note at the end of the table and Appendix C]

NAICS code	Geography, kind of business, and employment size class	Establishments (number)	Paid employees for pay period including March 12 (number)	First-quarter payroll (\$1,000)	Annual payroll (\$1,000)
	SOMERSET—Con.				
44-45	Retail trade—Con.				
448	Clothing and clothing accessories stores—Con.				
4483	Jewelry, luggage, and leather goods stores				
	All establishments	32	190	1 182	4 722
	Establishments with 1 to 4 employees	16	X	X	X
	Establishments with 5 to 9 employees	10	X	X	X
	Establishments with 10 to 19 employees	6	X	X	X
	Establishments with 20 to 49 employees	—	X	X	X
	Establishments with 50 to 99 employees	—	X	X	X
	Establishments with 100 to 249 employees	—	X	X	X
	Establishments with 250 to 499 employees	—	X	X	X
	Establishments with 500 to 999 employees	—	X	X	X
	Establishments with 1,000 employees or more	—	X	X	X
44831	Jewelry stores				
	All establishments	31	c	D	D
	Establishments with 1 to 4 employees	15	X	X	X
	Establishments with 5 to 9 employees	10	X	X	X
	Establishments with 10 to 19 employees	6	X	X	X
	Establishments with 20 to 49 employees	—	X	X	X
	Establishments with 50 to 99 employees	—	X	X	X
	Establishments with 100 to 249 employees	—	X	X	X
	Establishments with 250 to 499 employees	—	X	X	X
	Establishments with 500 to 999 employees	—	X	X	X
	Establishments with 1,000 employees or more	—	X	X	X
448310	Jewelry stores				
	All establishments	31	c	D	D
	Establishments with 1 to 4 employees	15	X	X	X
	Establishments with 5 to 9 employees	10	X	X	X
	Establishments with 10 to 19 employees	6	X	X	X
	Establishments with 20 to 49 employees	—	X	X	X
	Establishments with 50 to 99 employees	—	X	X	X
	Establishments with 100 to 249 employees	—	X	X	X
	Establishments with 250 to 499 employees	—	X	X	X
	Establishments with 500 to 999 employees	—	X	X	X
	Establishments with 1,000 employees or more	—	X	X	X
451	Sporting goods, hobby, book, and music stores				
	All establishments	71	1 060	4 641	19 788
	Establishments with 1 to 4 employees	28	X	X	X
	Establishments with 5 to 9 employees	14	X	X	X
	Establishments with 10 to 19 employees	10	X	X	X
	Establishments with 20 to 49 employees	12	X	X	X
	Establishments with 50 to 99 employees	7	X	X	X
	Establishments with 100 to 249 employees	—	X	X	X
	Establishments with 250 to 499 employees	—	X	X	X
	Establishments with 500 to 999 employees	—	X	X	X
	Establishments with 1,000 employees or more	—	X	X	X
4511	Sporting goods, hobby, and musical instrument stores				
	All establishments	53	796	3 867	16 589
	Establishments with 1 to 4 employees	19	X	X	X
	Establishments with 5 to 9 employees	11	X	X	X
	Establishments with 10 to 19 employees	8	X	X	X
	Establishments with 20 to 49 employees	10	X	X	X
	Establishments with 50 to 99 employees	5	X	X	X
	Establishments with 100 to 249 employees	—	X	X	X
	Establishments with 250 to 499 employees	—	X	X	X
	Establishments with 500 to 999 employees	—	X	X	X
	Establishments with 1,000 employees or more	—	X	X	X
45111	Sporting goods stores				
	All establishments	27	341	2 373	10 041
	Establishments with 1 to 4 employees	9	X	X	X
	Establishments with 5 to 9 employees	8	X	X	X
	Establishments with 10 to 19 employees	3	X	X	X
	Establishments with 20 to 49 employees	6	X	X	X
	Establishments with 50 to 99 employees	1	X	X	X
	Establishments with 100 to 249 employees	—	X	X	X
	Establishments with 250 to 499 employees	—	X	X	X
	Establishments with 500 to 999 employees	—	X	X	X
	Establishments with 1,000 employees or more	—	X	X	X
451110	Sporting goods stores				
	All establishments	27	341	2 373	10 041
	Establishments with 1 to 4 employees	9	X	X	X
	Establishments with 5 to 9 employees	8	X	X	X
	Establishments with 10 to 19 employees	3	X	X	X
	Establishments with 20 to 49 employees	6	X	X	X
	Establishments with 50 to 99 employees	1	X	X	X
	Establishments with 100 to 249 employees	—	X	X	X
	Establishments with 250 to 499 employees	—	X	X	X
	Establishments with 500 to 999 employees	—	X	X	X
	Establishments with 1,000 employees or more	—	X	X	X

See footnotes at end of table.

Table 5. Establishments, Employees, and Payroll by Industry and Employment Size of Establishments by County: 2004—Con.

[Excludes most government employees, railroad employees, and self-employed persons. Size class 1 to 4 employees includes establishments having payroll, but no employees, during mid-March pay period. For meaning of abbreviations and symbols, see introductory text. For explanation of terms, see Appendix A. For statement on reliability, see the note at the end of the table and Appendix C]

NAICS code	Geography, kind of business, and employment size class	Establishments (number)	Paid employees for pay period including March 12 (number)	First-quarter payroll (\$1,000)	Annual payroll (\$1,000)
	SOMERSET—Con.				
44-45	Retail trade—Con.				
451	Sporting goods, hobby, book, and music stores—Con.				
4511	Sporting goods, hobby, and musical instrument stores—Con.				
45112	Hobby, toy, and game stores				
	All establishments	21	427	1 393	6 116
	Establishments with 1 to 4 employees	6	X	X	X
	Establishments with 5 to 9 employees	3	X	X	X
	Establishments with 10 to 19 employees	4	X	X	X
	Establishments with 20 to 49 employees	4	X	X	X
	Establishments with 50 to 99 employees	4	X	X	X
	Establishments with 100 to 249 employees	—	X	X	X
	Establishments with 250 to 499 employees	—	X	X	X
	Establishments with 500 to 999 employees	—	X	X	X
	Establishments with 1,000 employees or more	—	X	X	X
451120	Hobby, toy, and game stores				
	All establishments	21	427	1 393	6 116
	Establishments with 1 to 4 employees	6	X	X	X
	Establishments with 5 to 9 employees	3	X	X	X
	Establishments with 10 to 19 employees	4	X	X	X
	Establishments with 20 to 49 employees	4	X	X	X
	Establishments with 50 to 99 employees	4	X	X	X
	Establishments with 100 to 249 employees	—	X	X	X
	Establishments with 250 to 499 employees	—	X	X	X
	Establishments with 500 to 999 employees	—	X	X	X
	Establishments with 1,000 employees or more	—	X	X	X
4512	Book, periodical, and music stores				
	All establishments	18	264	774	3 199
	Establishments with 1 to 4 employees	9	X	X	X
	Establishments with 5 to 9 employees	3	X	X	X
	Establishments with 10 to 19 employees	2	X	X	X
	Establishments with 20 to 49 employees	2	X	X	X
	Establishments with 50 to 99 employees	2	X	X	X
	Establishments with 100 to 249 employees	—	X	X	X
	Establishments with 250 to 499 employees	—	X	X	X
	Establishments with 500 to 999 employees	—	X	X	X
	Establishments with 1,000 employees or more	—	X	X	X
45121	Book stores and news dealers				
	All establishments	13	201	629	2 667
	Establishments with 1 to 4 employees	7	X	X	X
	Establishments with 5 to 9 employees	1	X	X	X
	Establishments with 10 to 19 employees	2	X	X	X
	Establishments with 20 to 49 employees	1	X	X	X
	Establishments with 50 to 99 employees	2	X	X	X
	Establishments with 100 to 249 employees	—	X	X	X
	Establishments with 250 to 499 employees	—	X	X	X
	Establishments with 500 to 999 employees	—	X	X	X
	Establishments with 1,000 employees or more	—	X	X	X
451211	Book stores				
	All establishments	13	201	629	2 667
	Establishments with 1 to 4 employees	7	X	X	X
	Establishments with 5 to 9 employees	1	X	X	X
	Establishments with 10 to 19 employees	2	X	X	X
	Establishments with 20 to 49 employees	1	X	X	X
	Establishments with 50 to 99 employees	2	X	X	X
	Establishments with 100 to 249 employees	—	X	X	X
	Establishments with 250 to 499 employees	—	X	X	X
	Establishments with 500 to 999 employees	—	X	X	X
	Establishments with 1,000 employees or more	—	X	X	X
452	General merchandise stores				
	All establishments	34	2 909	12 589	54 222
	Establishments with 1 to 4 employees	13	X	X	X
	Establishments with 5 to 9 employees	5	X	X	X
	Establishments with 10 to 19 employees	2	X	X	X
	Establishments with 20 to 49 employees	—	X	X	X
	Establishments with 50 to 99 employees	3	X	X	X
	Establishments with 100 to 249 employees	7	X	X	X
	Establishments with 250 to 499 employees	4	X	X	X
	Establishments with 500 to 999 employees	—	X	X	X
	Establishments with 1,000 employees or more	—	X	X	X
4521	Department stores				
	All establishments	13	2 488	10 084	42 859
	Establishments with 1 to 4 employees	1	X	X	X
	Establishments with 5 to 9 employees	—	X	X	X
	Establishments with 10 to 19 employees	—	X	X	X
	Establishments with 20 to 49 employees	—	X	X	X
	Establishments with 50 to 99 employees	3	X	X	X
	Establishments with 100 to 249 employees	5	X	X	X
	Establishments with 250 to 499 employees	4	X	X	X
	Establishments with 500 to 999 employees	—	X	X	X
	Establishments with 1,000 employees or more	—	X	X	X

See footnotes at end of table.

Table 5. Establishments, Employees, and Payroll by Industry and Employment Size of Establishments by County: 2004—Con.

[Excludes most government employees, railroad employees, and self-employed persons. Size class 1 to 4 employees includes establishments having payroll, but no employees, during mid-March pay period. For meaning of abbreviations and symbols, see introductory text. For explanation of terms, see Appendix A. For statement on reliability, see the note at the end of the table and Appendix C]

NAICS code	Geography, kind of business, and employment size class	Establishments (number)	Paid employees for pay period including March 12 (number)	First-quarter payroll (\$1,000)	Annual payroll (\$1,000)
	SOMERSET—Con.				
44-45	Retail trade—Con.				
452	General merchandise stores—Con.				
4521	Department stores—Con.				
45211	Department stores				
	All establishments	13	2 488	10 084	42 859
	Establishments with 1 to 4 employees	1	X	X	X
	Establishments with 5 to 9 employees	—	X	X	X
	Establishments with 10 to 19 employees	—	X	X	X
	Establishments with 20 to 49 employees	—	X	X	X
	Establishments with 50 to 99 employees	3	X	X	X
	Establishments with 100 to 249 employees	5	X	X	X
	Establishments with 250 to 499 employees	4	X	X	X
	Establishments with 500 to 999 employees	—	X	X	X
	Establishments with 1,000 employees or more	—	X	X	X
452111	Department stores (except discount department stores)				
	All establishments	3	995	4 318	18 422
	Establishments with 1 to 4 employees	—	X	X	X
	Establishments with 5 to 9 employees	—	X	X	X
	Establishments with 10 to 19 employees	—	X	X	X
	Establishments with 20 to 49 employees	—	X	X	X
	Establishments with 50 to 99 employees	—	X	X	X
	Establishments with 100 to 249 employees	1	X	X	X
	Establishments with 250 to 499 employees	2	X	X	X
	Establishments with 500 to 999 employees	—	X	X	X
	Establishments with 1,000 employees or more	—	X	X	X
452112	Discount department stores				
	All establishments	10	1 493	5 766	24 437
	Establishments with 1 to 4 employees	1	X	X	X
	Establishments with 5 to 9 employees	—	X	X	X
	Establishments with 10 to 19 employees	—	X	X	X
	Establishments with 20 to 49 employees	—	X	X	X
	Establishments with 50 to 99 employees	3	X	X	X
	Establishments with 100 to 249 employees	4	X	X	X
	Establishments with 250 to 499 employees	2	X	X	X
	Establishments with 500 to 999 employees	—	X	X	X
	Establishments with 1,000 employees or more	—	X	X	X
4529	Other general merchandise stores				
	All establishments	21	421	2 505	11 363
	Establishments with 1 to 4 employees	12	X	X	X
	Establishments with 5 to 9 employees	5	X	X	X
	Establishments with 10 to 19 employees	2	X	X	X
	Establishments with 20 to 49 employees	—	X	X	X
	Establishments with 50 to 99 employees	—	X	X	X
	Establishments with 100 to 249 employees	2	X	X	X
	Establishments with 250 to 499 employees	—	X	X	X
	Establishments with 500 to 999 employees	—	X	X	X
	Establishments with 1,000 employees or more	—	X	X	X
45291	Warehouse clubs and supercenters				
	All establishments	2	e	D	D
	Establishments with 1 to 4 employees	—	X	X	X
	Establishments with 5 to 9 employees	—	X	X	X
	Establishments with 10 to 19 employees	—	X	X	X
	Establishments with 20 to 49 employees	—	X	X	X
	Establishments with 50 to 99 employees	—	X	X	X
	Establishments with 100 to 249 employees	2	X	X	X
	Establishments with 250 to 499 employees	—	X	X	X
	Establishments with 500 to 999 employees	—	X	X	X
	Establishments with 1,000 employees or more	—	X	X	X
452910	Warehouse clubs and supercenters				
	All establishments	2	e	D	D
	Establishments with 1 to 4 employees	—	X	X	X
	Establishments with 5 to 9 employees	—	X	X	X
	Establishments with 10 to 19 employees	—	X	X	X
	Establishments with 20 to 49 employees	—	X	X	X
	Establishments with 50 to 99 employees	—	X	X	X
	Establishments with 100 to 249 employees	2	X	X	X
	Establishments with 250 to 499 employees	—	X	X	X
	Establishments with 500 to 999 employees	—	X	X	X
	Establishments with 1,000 employees or more	—	X	X	X
453	Miscellaneous store retailers				
	All establishments	134	973	4 671	21 525
	Establishments with 1 to 4 employees	74	X	X	X
	Establishments with 5 to 9 employees	29	X	X	X
	Establishments with 10 to 19 employees	16	X	X	X
	Establishments with 20 to 49 employees	14	X	X	X
	Establishments with 50 to 99 employees	1	X	X	X
	Establishments with 100 to 249 employees	—	X	X	X
	Establishments with 250 to 499 employees	—	X	X	X
	Establishments with 500 to 999 employees	—	X	X	X
	Establishments with 1,000 employees or more	—	X	X	X

See footnotes at end of table.

Table 5. Establishments, Employees, and Payroll by Industry and Employment Size of Establishments by County: 2004—Con.

[Excludes most government employees, railroad employees, and self-employed persons. Size class 1 to 4 employees includes establishments having payroll, but no employees, during mid-March pay period. For meaning of abbreviations and symbols, see introductory text. For explanation of terms, see Appendix A. For statement on reliability, see the note at the end of the table and Appendix C]

NAICS code	Geography, kind of business, and employment size class	Establishments (number)	Paid employees for pay period including March 12 (number)	First-quarter payroll (\$1,000)	Annual payroll (\$1,000)
	SOMERSET—Con.				
44-45	Retail trade—Con.				
453	Miscellaneous store retailers—Con.				
4531	Florists				
	All establishments	27	152	647	2 832
	Establishments with 1 to 4 employees	16	X	X	X
	Establishments with 5 to 9 employees	7	X	X	X
	Establishments with 10 to 19 employees	2	X	X	X
	Establishments with 20 to 49 employees	2	X	X	X
	Establishments with 50 to 99 employees	—	X	X	X
	Establishments with 100 to 249 employees	—	X	X	X
	Establishments with 250 to 499 employees	—	X	X	X
	Establishments with 500 to 999 employees	—	X	X	X
	Establishments with 1,000 employees or more	—	X	X	X
45311	Florists				
	All establishments	27	152	647	2 832
	Establishments with 1 to 4 employees	16	X	X	X
	Establishments with 5 to 9 employees	7	X	X	X
	Establishments with 10 to 19 employees	2	X	X	X
	Establishments with 20 to 49 employees	2	X	X	X
	Establishments with 50 to 99 employees	—	X	X	X
	Establishments with 100 to 249 employees	—	X	X	X
	Establishments with 250 to 499 employees	—	X	X	X
	Establishments with 500 to 999 employees	—	X	X	X
	Establishments with 1,000 employees or more	—	X	X	X
453110	Florists				
	All establishments	27	152	647	2 832
	Establishments with 1 to 4 employees	16	X	X	X
	Establishments with 5 to 9 employees	7	X	X	X
	Establishments with 10 to 19 employees	2	X	X	X
	Establishments with 20 to 49 employees	2	X	X	X
	Establishments with 50 to 99 employees	—	X	X	X
	Establishments with 100 to 249 employees	—	X	X	X
	Establishments with 250 to 499 employees	—	X	X	X
	Establishments with 500 to 999 employees	—	X	X	X
	Establishments with 1,000 employees or more	—	X	X	X
4532	Office supplies, stationery, and gift stores				
	All establishments	54	443	2 127	9 477
	Establishments with 1 to 4 employees	25	X	X	X
	Establishments with 5 to 9 employees	13	X	X	X
	Establishments with 10 to 19 employees	8	X	X	X
	Establishments with 20 to 49 employees	8	X	X	X
	Establishments with 50 to 99 employees	—	X	X	X
	Establishments with 100 to 249 employees	—	X	X	X
	Establishments with 250 to 499 employees	—	X	X	X
	Establishments with 500 to 999 employees	—	X	X	X
	Establishments with 1,000 employees or more	—	X	X	X
45321	Office supplies and stationery stores				
	All establishments	13	171	1 152	5 359
	Establishments with 1 to 4 employees	6	X	X	X
	Establishments with 5 to 9 employees	1	X	X	X
	Establishments with 10 to 19 employees	2	X	X	X
	Establishments with 20 to 49 employees	4	X	X	X
	Establishments with 50 to 99 employees	—	X	X	X
	Establishments with 100 to 249 employees	—	X	X	X
	Establishments with 250 to 499 employees	—	X	X	X
	Establishments with 500 to 999 employees	—	X	X	X
	Establishments with 1,000 employees or more	—	X	X	X
453210	Office supplies and stationery stores				
	All establishments	13	171	1 152	5 359
	Establishments with 1 to 4 employees	6	X	X	X
	Establishments with 5 to 9 employees	1	X	X	X
	Establishments with 10 to 19 employees	2	X	X	X
	Establishments with 20 to 49 employees	4	X	X	X
	Establishments with 50 to 99 employees	—	X	X	X
	Establishments with 100 to 249 employees	—	X	X	X
	Establishments with 250 to 499 employees	—	X	X	X
	Establishments with 500 to 999 employees	—	X	X	X
	Establishments with 1,000 employees or more	—	X	X	X
45322	Gift, novelty, and souvenir stores				
	All establishments	41	272	975	4 118
	Establishments with 1 to 4 employees	19	X	X	X
	Establishments with 5 to 9 employees	12	X	X	X
	Establishments with 10 to 19 employees	6	X	X	X
	Establishments with 20 to 49 employees	4	X	X	X
	Establishments with 50 to 99 employees	—	X	X	X
	Establishments with 100 to 249 employees	—	X	X	X
	Establishments with 250 to 499 employees	—	X	X	X
	Establishments with 500 to 999 employees	—	X	X	X
	Establishments with 1,000 employees or more	—	X	X	X

See footnotes at end of table.

Table 5. Establishments, Employees, and Payroll by Industry and Employment Size of Establishments by County: 2004—Con.

[Excludes most government employees, railroad employees, and self-employed persons. Size class 1 to 4 employees includes establishments having payroll, but no employees, during mid-March pay period. For meaning of abbreviations and symbols, see introductory text. For explanation of terms, see Appendix A. For statement on reliability, see the note at the end of the table and Appendix C]

NAICS code	Geography, kind of business, and employment size class	Establishments (number)	Paid employees for pay period including March 12 (number)	First-quarter payroll (\$1,000)	Annual payroll (\$1,000)
	SOMERSET—Con.				
44-45	Retail trade—Con.				
453	Miscellaneous store retailers—Con.				
4532	Office supplies, stationery, and gift stores—Con.				
45322	Gift, novelty, and souvenir stores—Con.				
453220	Gift, novelty, and souvenir stores				
	All establishments	41	272	975	4 118
	Establishments with 1 to 4 employees	19	X	X	X
	Establishments with 5 to 9 employees	12	X	X	X
	Establishments with 10 to 19 employees	6	X	X	X
	Establishments with 20 to 49 employees	4	X	X	X
	Establishments with 50 to 99 employees	—	X	X	X
	Establishments with 100 to 249 employees	—	X	X	X
	Establishments with 250 to 499 employees	—	X	X	X
	Establishments with 500 to 999 employees	—	X	X	X
	Establishments with 1,000 employees or more	—	X	X	X
4539	Other miscellaneous store retailers				
	All establishments	46	361	1 851	9 025
	Establishments with 1 to 4 employees	28	X	X	X
	Establishments with 5 to 9 employees	7	X	X	X
	Establishments with 10 to 19 employees	6	X	X	X
	Establishments with 20 to 49 employees	4	X	X	X
	Establishments with 50 to 99 employees	1	X	X	X
	Establishments with 100 to 249 employees	—	X	X	X
	Establishments with 250 to 499 employees	—	X	X	X
	Establishments with 500 to 999 employees	—	X	X	X
	Establishments with 1,000 employees or more	—	X	X	X
45391	Pet and pet supplies stores				
	All establishments	12	229	754	3 324
	Establishments with 1 to 4 employees	2	X	X	X
	Establishments with 5 to 9 employees	3	X	X	X
	Establishments with 10 to 19 employees	2	X	X	X
	Establishments with 20 to 49 employees	4	X	X	X
	Establishments with 50 to 99 employees	1	X	X	X
	Establishments with 100 to 249 employees	—	X	X	X
	Establishments with 250 to 499 employees	—	X	X	X
	Establishments with 500 to 999 employees	—	X	X	X
	Establishments with 1,000 employees or more	—	X	X	X
453910	Pet and pet supplies stores				
	All establishments	12	229	754	3 324
	Establishments with 1 to 4 employees	2	X	X	X
	Establishments with 5 to 9 employees	3	X	X	X
	Establishments with 10 to 19 employees	2	X	X	X
	Establishments with 20 to 49 employees	4	X	X	X
	Establishments with 50 to 99 employees	1	X	X	X
	Establishments with 100 to 249 employees	—	X	X	X
	Establishments with 250 to 499 employees	—	X	X	X
	Establishments with 500 to 999 employees	—	X	X	X
	Establishments with 1,000 employees or more	—	X	X	X
45399	All other miscellaneous store retailers				
	All establishments	22	106	925	4 801
	Establishments with 1 to 4 employees	16	X	X	X
	Establishments with 5 to 9 employees	2	X	X	X
	Establishments with 10 to 19 employees	4	X	X	X
	Establishments with 20 to 49 employees	—	X	X	X
	Establishments with 50 to 99 employees	—	X	X	X
	Establishments with 100 to 249 employees	—	X	X	X
	Establishments with 250 to 499 employees	—	X	X	X
	Establishments with 500 to 999 employees	—	X	X	X
	Establishments with 1,000 employees or more	—	X	X	X
453998	All other miscellaneous store retailers (except tobacco stores)				
	All establishments	21	c	D	D
	Establishments with 1 to 4 employees	15	X	X	X
	Establishments with 5 to 9 employees	2	X	X	X
	Establishments with 10 to 19 employees	4	X	X	X
	Establishments with 20 to 49 employees	—	X	X	X
	Establishments with 50 to 99 employees	—	X	X	X
	Establishments with 100 to 249 employees	—	X	X	X
	Establishments with 250 to 499 employees	—	X	X	X
	Establishments with 500 to 999 employees	—	X	X	X
	Establishments with 1,000 employees or more	—	X	X	X
454	Nonstore retailers				
	All establishments	56	364	3 373	14 692
	Establishments with 1 to 4 employees	38	X	X	X
	Establishments with 5 to 9 employees	9	X	X	X
	Establishments with 10 to 19 employees	5	X	X	X
	Establishments with 20 to 49 employees	2	X	X	X
	Establishments with 50 to 99 employees	2	X	X	X
	Establishments with 100 to 249 employees	—	X	X	X
	Establishments with 250 to 499 employees	—	X	X	X
	Establishments with 500 to 999 employees	—	X	X	X
	Establishments with 1,000 employees or more	—	X	X	X

See footnotes at end of table.

Table 5. Establishments, Employees, and Payroll by Industry and Employment Size of Establishments by County: 2004—Con.

[Excludes most government employees, railroad employees, and self-employed persons. Size class 1 to 4 employees includes establishments having payroll, but no employees, during mid-March pay period. For meaning of abbreviations and symbols, see introductory text. For explanation of terms, see Appendix A. For statement on reliability, see the note at the end of the table and Appendix C]

NAICS code	Geography, kind of business, and employment size class	Establishments (number)	Paid employees for pay period including March 12 (number)	First-quarter payroll (\$1,000)	Annual payroll (\$1,000)
	SOMERSET—Con.				
44-45	Retail trade—Con.				
454	Nonstore retailers—Con.				
4541	Electronic shopping and mail-order houses				
	All establishments	21	170	1 698	7 049
	Establishments with 1 to 4 employees	14	X	X	X
	Establishments with 5 to 9 employees	1	X	X	X
	Establishments with 10 to 19 employees	4	X	X	X
	Establishments with 20 to 49 employees	1	X	X	X
	Establishments with 50 to 99 employees	1	X	X	X
	Establishments with 100 to 249 employees	—	X	X	X
	Establishments with 250 to 499 employees	—	X	X	X
	Establishments with 500 to 999 employees	—	X	X	X
	Establishments with 1,000 employees or more	—	X	X	X
45411	Electronic shopping and mail-order houses				
	All establishments	21	170	1 698	7 049
	Establishments with 1 to 4 employees	14	X	X	X
	Establishments with 5 to 9 employees	1	X	X	X
	Establishments with 10 to 19 employees	4	X	X	X
	Establishments with 20 to 49 employees	1	X	X	X
	Establishments with 50 to 99 employees	1	X	X	X
	Establishments with 100 to 249 employees	—	X	X	X
	Establishments with 250 to 499 employees	—	X	X	X
	Establishments with 500 to 999 employees	—	X	X	X
	Establishments with 1,000 employees or more	—	X	X	X
454111	Electronic shopping				
	All establishments	10	129	1 362	5 032
	Establishments with 1 to 4 employees	5	X	X	X
	Establishments with 5 to 9 employees	1	X	X	X
	Establishments with 10 to 19 employees	2	X	X	X
	Establishments with 20 to 49 employees	1	X	X	X
	Establishments with 50 to 99 employees	1	X	X	X
	Establishments with 100 to 249 employees	—	X	X	X
	Establishments with 250 to 499 employees	—	X	X	X
	Establishments with 500 to 999 employees	—	X	X	X
	Establishments with 1,000 employees or more	—	X	X	X
4543	Direct selling establishments				
	All establishments	30	169	1 509	6 946
	Establishments with 1 to 4 employees	21	X	X	X
	Establishments with 5 to 9 employees	7	X	X	X
	Establishments with 10 to 19 employees	—	X	X	X
	Establishments with 20 to 49 employees	1	X	X	X
	Establishments with 50 to 99 employees	1	X	X	X
	Establishments with 100 to 249 employees	—	X	X	X
	Establishments with 250 to 499 employees	—	X	X	X
	Establishments with 500 to 999 employees	—	X	X	X
	Establishments with 1,000 employees or more	—	X	X	X
45431	Fuel dealers				
	All establishments	7	111	1 099	4 853
	Establishments with 1 to 4 employees	3	X	X	X
	Establishments with 5 to 9 employees	2	X	X	X
	Establishments with 10 to 19 employees	—	X	X	X
	Establishments with 20 to 49 employees	1	X	X	X
	Establishments with 50 to 99 employees	1	X	X	X
	Establishments with 100 to 249 employees	—	X	X	X
	Establishments with 250 to 499 employees	—	X	X	X
	Establishments with 500 to 999 employees	—	X	X	X
	Establishments with 1,000 employees or more	—	X	X	X
454311	Heating oil dealers				
	All establishments	6	c	D	D
	Establishments with 1 to 4 employees	2	X	X	X
	Establishments with 5 to 9 employees	2	X	X	X
	Establishments with 10 to 19 employees	—	X	X	X
	Establishments with 20 to 49 employees	1	X	X	X
	Establishments with 50 to 99 employees	1	X	X	X
	Establishments with 100 to 249 employees	—	X	X	X
	Establishments with 250 to 499 employees	—	X	X	X
	Establishments with 500 to 999 employees	—	X	X	X
	Establishments with 1,000 employees or more	—	X	X	X
48-49	Transportation and warehousing				
	All establishments	217	6 191	54 408	224 009
	Establishments with 1 to 4 employees	110	X	X	X
	Establishments with 5 to 9 employees	37	X	X	X
	Establishments with 10 to 19 employees	35	X	X	X
	Establishments with 20 to 49 employees	14	X	X	X
	Establishments with 50 to 99 employees	13	X	X	X
	Establishments with 100 to 249 employees	4	X	X	X
	Establishments with 250 to 499 employees	2	X	X	X
	Establishments with 500 to 999 employees	1	X	X	X
	Establishments with 1,000 employees or more	1	X	X	X

See footnotes at end of table.

Table 5. Establishments, Employees, and Payroll by Industry and Employment Size of Establishments by County: 2004—Con.

[Excludes most government employees, railroad employees, and self-employed persons. Size class 1 to 4 employees includes establishments having payroll, but no employees, during mid-March pay period. For meaning of abbreviations and symbols, see introductory text. For explanation of terms, see Appendix A. For statement on reliability, see the note at the end of the table and Appendix C]

NAICS code	Geography, kind of business, and employment size class	Establishments (number)	Paid employees for pay period including March 12 (number)	First-quarter payroll (\$1,000)	Annual payroll (\$1,000)
	SOMERSET—Con.				
48-49	Transportation and warehousing—Con.				
483	Water transportation				
	All establishments	2	e	D	D
	Establishments with 1 to 4 employees	1	X	X	X
	Establishments with 5 to 9 employees	—	X	X	X
	Establishments with 10 to 19 employees	—	X	X	X
	Establishments with 20 to 49 employees	—	X	X	X
	Establishments with 50 to 99 employees	—	X	X	X
	Establishments with 100 to 249 employees	—	X	X	X
	Establishments with 250 to 499 employees	1	X	X	X
	Establishments with 500 to 999 employees	—	X	X	X
	Establishments with 1,000 employees or more	—	X	X	X
4831	Deep sea, coastal, and Great Lakes water transportation				
	All establishments	1	e	D	D
	Establishments with 1 to 4 employees	—	X	X	X
	Establishments with 5 to 9 employees	—	X	X	X
	Establishments with 10 to 19 employees	—	X	X	X
	Establishments with 20 to 49 employees	—	X	X	X
	Establishments with 50 to 99 employees	—	X	X	X
	Establishments with 100 to 249 employees	—	X	X	X
	Establishments with 250 to 499 employees	1	X	X	X
	Establishments with 500 to 999 employees	—	X	X	X
	Establishments with 1,000 employees or more	—	X	X	X
48311	Deep sea, coastal, and Great Lakes water transportation				
	All establishments	1	e	D	D
	Establishments with 1 to 4 employees	—	X	X	X
	Establishments with 5 to 9 employees	—	X	X	X
	Establishments with 10 to 19 employees	—	X	X	X
	Establishments with 20 to 49 employees	—	X	X	X
	Establishments with 50 to 99 employees	—	X	X	X
	Establishments with 100 to 249 employees	—	X	X	X
	Establishments with 250 to 499 employees	1	X	X	X
	Establishments with 500 to 999 employees	—	X	X	X
	Establishments with 1,000 employees or more	—	X	X	X
483113	Coastal and Great Lakes freight transportation				
	All establishments	1	e	D	D
	Establishments with 1 to 4 employees	—	X	X	X
	Establishments with 5 to 9 employees	—	X	X	X
	Establishments with 10 to 19 employees	—	X	X	X
	Establishments with 20 to 49 employees	—	X	X	X
	Establishments with 50 to 99 employees	—	X	X	X
	Establishments with 100 to 249 employees	—	X	X	X
	Establishments with 250 to 499 employees	1	X	X	X
	Establishments with 500 to 999 employees	—	X	X	X
	Establishments with 1,000 employees or more	—	X	X	X
484	Truck transportation				
	All establishments	90	869	7 821	34 675
	Establishments with 1 to 4 employees	50	X	X	X
	Establishments with 5 to 9 employees	14	X	X	X
	Establishments with 10 to 19 employees	16	X	X	X
	Establishments with 20 to 49 employees	4	X	X	X
	Establishments with 50 to 99 employees	6	X	X	X
	Establishments with 100 to 249 employees	—	X	X	X
	Establishments with 250 to 499 employees	—	X	X	X
	Establishments with 500 to 999 employees	—	X	X	X
	Establishments with 1,000 employees or more	—	X	X	X
4841	General freight trucking				
	All establishments	44	374	3 252	13 769
	Establishments with 1 to 4 employees	27	X	X	X
	Establishments with 5 to 9 employees	6	X	X	X
	Establishments with 10 to 19 employees	6	X	X	X
	Establishments with 20 to 49 employees	3	X	X	X
	Establishments with 50 to 99 employees	2	X	X	X
	Establishments with 100 to 249 employees	—	X	X	X
	Establishments with 250 to 499 employees	—	X	X	X
	Establishments with 500 to 999 employees	—	X	X	X
	Establishments with 1,000 employees or more	—	X	X	X
48411	General freight trucking, local				
	All establishments	34	235	1 859	7 986
	Establishments with 1 to 4 employees	23	X	X	X
	Establishments with 5 to 9 employees	4	X	X	X
	Establishments with 10 to 19 employees	4	X	X	X
	Establishments with 20 to 49 employees	2	X	X	X
	Establishments with 50 to 99 employees	1	X	X	X
	Establishments with 100 to 249 employees	—	X	X	X
	Establishments with 250 to 499 employees	—	X	X	X
	Establishments with 500 to 999 employees	—	X	X	X
	Establishments with 1,000 employees or more	—	X	X	X

See footnotes at end of table.

Table 5. Establishments, Employees, and Payroll by Industry and Employment Size of Establishments by County: 2004—Con.

[Excludes most government employees, railroad employees, and self-employed persons. Size class 1 to 4 employees includes establishments having payroll, but no employees, during mid-March pay period. For meaning of abbreviations and symbols, see introductory text. For explanation of terms, see Appendix A. For statement on reliability, see the note at the end of the table and Appendix C]

NAICS code	Geography, kind of business, and employment size class	Establishments (number)	Paid employees for pay period including March 12 (number)	First-quarter payroll (\$1,000)	Annual payroll (\$1,000)
SOMERSET—Con.					
48-49	Transportation and warehousing—Con.				
484	Truck transportation—Con.				
4841	General freight trucking—Con.				
48411	General freight trucking, local—Con.				
484110	General freight trucking, local				
	All establishments	34	235	1 859	7 986
	Establishments with 1 to 4 employees	23	X	X	X
	Establishments with 5 to 9 employees	4	X	X	X
	Establishments with 10 to 19 employees	4	X	X	X
	Establishments with 20 to 49 employees	2	X	X	X
	Establishments with 50 to 99 employees	1	X	X	X
	Establishments with 100 to 249 employees	—	X	X	X
	Establishments with 250 to 499 employees	—	X	X	X
	Establishments with 500 to 999 employees	—	X	X	X
	Establishments with 1,000 employees or more	—	X	X	X
48412	General freight trucking, long-distance				
	All establishments	10	139	1 393	5 783
	Establishments with 1 to 4 employees	4	X	X	X
	Establishments with 5 to 9 employees	2	X	X	X
	Establishments with 10 to 19 employees	2	X	X	X
	Establishments with 20 to 49 employees	1	X	X	X
	Establishments with 50 to 99 employees	1	X	X	X
	Establishments with 100 to 249 employees	—	X	X	X
	Establishments with 250 to 499 employees	—	X	X	X
	Establishments with 500 to 999 employees	—	X	X	X
	Establishments with 1,000 employees or more	—	X	X	X
484121	General freight trucking, long-distance, truckload (tl)				
	All establishments	9	c	D	D
	Establishments with 1 to 4 employees	4	X	X	X
	Establishments with 5 to 9 employees	2	X	X	X
	Establishments with 10 to 19 employees	2	X	X	X
	Establishments with 20 to 49 employees	—	X	X	X
	Establishments with 50 to 99 employees	1	X	X	X
	Establishments with 100 to 249 employees	—	X	X	X
	Establishments with 250 to 499 employees	—	X	X	X
	Establishments with 500 to 999 employees	—	X	X	X
	Establishments with 1,000 employees or more	—	X	X	X
4842	Specialized freight trucking				
	All establishments	46	495	4 569	20 906
	Establishments with 1 to 4 employees	23	X	X	X
	Establishments with 5 to 9 employees	8	X	X	X
	Establishments with 10 to 19 employees	10	X	X	X
	Establishments with 20 to 49 employees	1	X	X	X
	Establishments with 50 to 99 employees	4	X	X	X
	Establishments with 100 to 249 employees	—	X	X	X
	Establishments with 250 to 499 employees	—	X	X	X
	Establishments with 500 to 999 employees	—	X	X	X
	Establishments with 1,000 employees or more	—	X	X	X
48421	Used household and office goods moving				
	All establishments	14	358	3 489	15 950
	Establishments with 1 to 4 employees	3	X	X	X
	Establishments with 5 to 9 employees	1	X	X	X
	Establishments with 10 to 19 employees	5	X	X	X
	Establishments with 20 to 49 employees	1	X	X	X
	Establishments with 50 to 99 employees	4	X	X	X
	Establishments with 100 to 249 employees	—	X	X	X
	Establishments with 250 to 499 employees	—	X	X	X
	Establishments with 500 to 999 employees	—	X	X	X
	Establishments with 1,000 employees or more	—	X	X	X
484210	Used household and office goods moving				
	All establishments	14	358	3 489	15 950
	Establishments with 1 to 4 employees	3	X	X	X
	Establishments with 5 to 9 employees	1	X	X	X
	Establishments with 10 to 19 employees	5	X	X	X
	Establishments with 20 to 49 employees	1	X	X	X
	Establishments with 50 to 99 employees	4	X	X	X
	Establishments with 100 to 249 employees	—	X	X	X
	Establishments with 250 to 499 employees	—	X	X	X
	Establishments with 500 to 999 employees	—	X	X	X
	Establishments with 1,000 employees or more	—	X	X	X
48422	Specialized freight (except used goods) trucking, local				
	All establishments	25	115	917	4 083
	Establishments with 1 to 4 employees	16	X	X	X
	Establishments with 5 to 9 employees	4	X	X	X
	Establishments with 10 to 19 employees	5	X	X	X
	Establishments with 20 to 49 employees	—	X	X	X
	Establishments with 50 to 99 employees	—	X	X	X
	Establishments with 100 to 249 employees	—	X	X	X
	Establishments with 250 to 499 employees	—	X	X	X
	Establishments with 500 to 999 employees	—	X	X	X
	Establishments with 1,000 employees or more	—	X	X	X

See footnotes at end of table.

Table 5. Establishments, Employees, and Payroll by Industry and Employment Size of Establishments by County: 2004—Con.

[Excludes most government employees, railroad employees, and self-employed persons. Size class 1 to 4 employees includes establishments having payroll, but no employees, during mid-March pay period. For meaning of abbreviations and symbols, see introductory text. For explanation of terms, see Appendix A. For statement on reliability, see the note at the end of the table and Appendix C]

NAICS code	Geography, kind of business, and employment size class	Establishments (number)	Paid employees for pay period including March 12 (number)	First-quarter payroll (\$1,000)	Annual payroll (\$1,000)
	SOMERSET—Con.				
48-49	Transportation and warehousing—Con.				
484	Truck transportation—Con.				
4842	Specialized freight trucking—Con.				
48422	Specialized freight (except used goods) trucking, local—Con.				
484220	Specialized freight (except used goods) trucking, local				
	All establishments	25	115	917	4 083
	Establishments with 1 to 4 employees	16	X	X	X
	Establishments with 5 to 9 employees	4	X	X	X
	Establishments with 10 to 19 employees	5	X	X	X
	Establishments with 20 to 49 employees	—	X	X	X
	Establishments with 50 to 99 employees	—	X	X	X
	Establishments with 100 to 249 employees	—	X	X	X
	Establishments with 250 to 499 employees	—	X	X	X
	Establishments with 500 to 999 employees	—	X	X	X
	Establishments with 1,000 employees or more	—	X	X	X
485	Transit and ground passenger transportation				
	All establishments	38	565	2 501	9 853
	Establishments with 1 to 4 employees	23	X	X	X
	Establishments with 5 to 9 employees	5	X	X	X
	Establishments with 10 to 19 employees	4	X	X	X
	Establishments with 20 to 49 employees	3	X	X	X
	Establishments with 50 to 99 employees	2	X	X	X
	Establishments with 100 to 249 employees	1	X	X	X
	Establishments with 250 to 499 employees	—	X	X	X
	Establishments with 500 to 999 employees	—	X	X	X
	Establishments with 1,000 employees or more	—	X	X	X
4854	School and employee bus transportation				
	All establishments	8	461	2 083	8 130
	Establishments with 1 to 4 employees	1	X	X	X
	Establishments with 5 to 9 employees	—	X	X	X
	Establishments with 10 to 19 employees	2	X	X	X
	Establishments with 20 to 49 employees	2	X	X	X
	Establishments with 50 to 99 employees	2	X	X	X
	Establishments with 100 to 249 employees	1	X	X	X
	Establishments with 250 to 499 employees	—	X	X	X
	Establishments with 500 to 999 employees	—	X	X	X
	Establishments with 1,000 employees or more	—	X	X	X
48541	School and employee bus transportation				
	All establishments	8	461	2 083	8 130
	Establishments with 1 to 4 employees	1	X	X	X
	Establishments with 5 to 9 employees	—	X	X	X
	Establishments with 10 to 19 employees	2	X	X	X
	Establishments with 20 to 49 employees	2	X	X	X
	Establishments with 50 to 99 employees	2	X	X	X
	Establishments with 100 to 249 employees	1	X	X	X
	Establishments with 250 to 499 employees	—	X	X	X
	Establishments with 500 to 999 employees	—	X	X	X
	Establishments with 1,000 employees or more	—	X	X	X
485410	School and employee bus transportation				
	All establishments	8	461	2 083	8 130
	Establishments with 1 to 4 employees	1	X	X	X
	Establishments with 5 to 9 employees	—	X	X	X
	Establishments with 10 to 19 employees	2	X	X	X
	Establishments with 20 to 49 employees	2	X	X	X
	Establishments with 50 to 99 employees	2	X	X	X
	Establishments with 100 to 249 employees	1	X	X	X
	Establishments with 250 to 499 employees	—	X	X	X
	Establishments with 500 to 999 employees	—	X	X	X
	Establishments with 1,000 employees or more	—	X	X	X
488	Support activities for transportation				
	All establishments	40	283	3 309	18 893
	Establishments with 1 to 4 employees	19	X	X	X
	Establishments with 5 to 9 employees	12	X	X	X
	Establishments with 10 to 19 employees	6	X	X	X
	Establishments with 20 to 49 employees	2	X	X	X
	Establishments with 50 to 99 employees	1	X	X	X
	Establishments with 100 to 249 employees	—	X	X	X
	Establishments with 250 to 499 employees	—	X	X	X
	Establishments with 500 to 999 employees	—	X	X	X
	Establishments with 1,000 employees or more	—	X	X	X
4885	Freight transportation arrangement				
	All establishments	22	188	2 679	16 228
	Establishments with 1 to 4 employees	9	X	X	X
	Establishments with 5 to 9 employees	8	X	X	X
	Establishments with 10 to 19 employees	2	X	X	X
	Establishments with 20 to 49 employees	2	X	X	X
	Establishments with 50 to 99 employees	1	X	X	X
	Establishments with 100 to 249 employees	—	X	X	X
	Establishments with 250 to 499 employees	—	X	X	X
	Establishments with 500 to 999 employees	—	X	X	X
	Establishments with 1,000 employees or more	—	X	X	X

See footnotes at end of table.

Table 5. Establishments, Employees, and Payroll by Industry and Employment Size of Establishments by County: 2004—Con.

[Excludes most government employees, railroad employees, and self-employed persons. Size class 1 to 4 employees includes establishments having payroll, but no employees, during mid-March pay period. For meaning of abbreviations and symbols, see introductory text. For explanation of terms, see Appendix A. For statement on reliability, see the note at the end of the table and Appendix C]

NAICS code	Geography, kind of business, and employment size class	Establishments (number)	Paid employees for pay period including March 12 (number)	First-quarter payroll (\$1,000)	Annual payroll (\$1,000)
	SOMERSET—Con.				
48-49	Transportation and warehousing—Con.				
488	Support activities for transportation—Con.				
4885	Freight transportation arrangement—Con.				
48851	Freight transportation arrangement				
	All establishments	22	188	2 679	16 228
	Establishments with 1 to 4 employees	9	X	X	X
	Establishments with 5 to 9 employees	8	X	X	X
	Establishments with 10 to 19 employees	2	X	X	X
	Establishments with 20 to 49 employees	2	X	X	X
	Establishments with 50 to 99 employees	1	X	X	X
	Establishments with 100 to 249 employees	—	X	X	X
	Establishments with 250 to 499 employees	—	X	X	X
	Establishments with 500 to 999 employees	—	X	X	X
	Establishments with 1,000 employees or more	—	X	X	X
488510	Freight transportation arrangement				
	All establishments	22	188	2 679	16 228
	Establishments with 1 to 4 employees	9	X	X	X
	Establishments with 5 to 9 employees	8	X	X	X
	Establishments with 10 to 19 employees	2	X	X	X
	Establishments with 20 to 49 employees	2	X	X	X
	Establishments with 50 to 99 employees	1	X	X	X
	Establishments with 100 to 249 employees	—	X	X	X
	Establishments with 250 to 499 employees	—	X	X	X
	Establishments with 500 to 999 employees	—	X	X	X
	Establishments with 1,000 employees or more	—	X	X	X
492	Couriers and messengers				
	All establishments	25	h	D	D
	Establishments with 1 to 4 employees	13	X	X	X
	Establishments with 5 to 9 employees	3	X	X	X
	Establishments with 10 to 19 employees	4	X	X	X
	Establishments with 20 to 49 employees	—	X	X	X
	Establishments with 50 to 99 employees	1	X	X	X
	Establishments with 100 to 249 employees	1	X	X	X
	Establishments with 250 to 499 employees	1	X	X	X
	Establishments with 500 to 999 employees	1	X	X	X
	Establishments with 1,000 employees or more	1	X	X	X
4921	Couriers				
	All establishments	12	h	D	D
	Establishments with 1 to 4 employees	5	X	X	X
	Establishments with 5 to 9 employees	—	X	X	X
	Establishments with 10 to 19 employees	2	X	X	X
	Establishments with 20 to 49 employees	—	X	X	X
	Establishments with 50 to 99 employees	1	X	X	X
	Establishments with 100 to 249 employees	1	X	X	X
	Establishments with 250 to 499 employees	1	X	X	X
	Establishments with 500 to 999 employees	1	X	X	X
	Establishments with 1,000 employees or more	1	X	X	X
49211	Couriers				
	All establishments	12	h	D	D
	Establishments with 1 to 4 employees	5	X	X	X
	Establishments with 5 to 9 employees	—	X	X	X
	Establishments with 10 to 19 employees	2	X	X	X
	Establishments with 20 to 49 employees	—	X	X	X
	Establishments with 50 to 99 employees	1	X	X	X
	Establishments with 100 to 249 employees	1	X	X	X
	Establishments with 250 to 499 employees	1	X	X	X
	Establishments with 500 to 999 employees	1	X	X	X
	Establishments with 1,000 employees or more	1	X	X	X
492110	Couriers				
	All establishments	12	h	D	D
	Establishments with 1 to 4 employees	5	X	X	X
	Establishments with 5 to 9 employees	—	X	X	X
	Establishments with 10 to 19 employees	2	X	X	X
	Establishments with 20 to 49 employees	—	X	X	X
	Establishments with 50 to 99 employees	1	X	X	X
	Establishments with 100 to 249 employees	1	X	X	X
	Establishments with 250 to 499 employees	1	X	X	X
	Establishments with 500 to 999 employees	1	X	X	X
	Establishments with 1,000 employees or more	1	X	X	X
493	Warehousing and storage				
	All establishments	19	710	10 323	38 388
	Establishments with 1 to 4 employees	2	X	X	X
	Establishments with 5 to 9 employees	3	X	X	X
	Establishments with 10 to 19 employees	4	X	X	X
	Establishments with 20 to 49 employees	5	X	X	X
	Establishments with 50 to 99 employees	3	X	X	X
	Establishments with 100 to 249 employees	2	X	X	X
	Establishments with 250 to 499 employees	—	X	X	X
	Establishments with 500 to 999 employees	—	X	X	X
	Establishments with 1,000 employees or more	—	X	X	X

See footnotes at end of table.

Table 5. Establishments, Employees, and Payroll by Industry and Employment Size of Establishments by County: 2004—Con.

[Excludes most government employees, railroad employees, and self-employed persons. Size class 1 to 4 employees includes establishments having payroll, but no employees, during mid-March pay period. For meaning of abbreviations and symbols, see introductory text. For explanation of terms, see Appendix A. For statement on reliability, see the note at the end of the table and Appendix C]

NAICS code	Geography, kind of business, and employment size class	Establishments (number)	Paid employees for pay period including March 12 (number)	First-quarter payroll (\$1,000)	Annual payroll (\$1,000)
	SOMERSET—Con.				
48-49	Transportation and warehousing—Con.				
493	Warehousing and storage—Con.				
4931	Warehousing and storage				
	All establishments	19	710	10 323	38 388
	Establishments with 1 to 4 employees	2	X	X	X
	Establishments with 5 to 9 employees	3	X	X	X
	Establishments with 10 to 19 employees	4	X	X	X
	Establishments with 20 to 49 employees	5	X	X	X
	Establishments with 50 to 99 employees	3	X	X	X
	Establishments with 100 to 249 employees	2	X	X	X
	Establishments with 250 to 499 employees	—	X	X	X
	Establishments with 500 to 999 employees	—	X	X	X
	Establishments with 1,000 employees or more	—	X	X	X
49311	General warehousing and storage				
	All establishments	14	578	5 891	24 781
	Establishments with 1 to 4 employees	2	X	X	X
	Establishments with 5 to 9 employees	2	X	X	X
	Establishments with 10 to 19 employees	3	X	X	X
	Establishments with 20 to 49 employees	3	X	X	X
	Establishments with 50 to 99 employees	2	X	X	X
	Establishments with 100 to 249 employees	2	X	X	X
	Establishments with 250 to 499 employees	—	X	X	X
	Establishments with 500 to 999 employees	—	X	X	X
	Establishments with 1,000 employees or more	—	X	X	X
493110	General warehousing and storage				
	All establishments	14	578	5 891	24 781
	Establishments with 1 to 4 employees	2	X	X	X
	Establishments with 5 to 9 employees	2	X	X	X
	Establishments with 10 to 19 employees	3	X	X	X
	Establishments with 20 to 49 employees	3	X	X	X
	Establishments with 50 to 99 employees	2	X	X	X
	Establishments with 100 to 249 employees	2	X	X	X
	Establishments with 250 to 499 employees	—	X	X	X
	Establishments with 500 to 999 employees	—	X	X	X
	Establishments with 1,000 employees or more	—	X	X	X
49313	Farm product warehousing and storage				
	All establishments	4	c	D	D
	Establishments with 1 to 4 employees	—	X	X	X
	Establishments with 5 to 9 employees	1	X	X	X
	Establishments with 10 to 19 employees	—	X	X	X
	Establishments with 20 to 49 employees	2	X	X	X
	Establishments with 50 to 99 employees	1	X	X	X
	Establishments with 100 to 249 employees	—	X	X	X
	Establishments with 250 to 499 employees	—	X	X	X
	Establishments with 500 to 999 employees	—	X	X	X
	Establishments with 1,000 employees or more	—	X	X	X
493130	Farm product warehousing and storage				
	All establishments	4	c	D	D
	Establishments with 1 to 4 employees	—	X	X	X
	Establishments with 5 to 9 employees	1	X	X	X
	Establishments with 10 to 19 employees	—	X	X	X
	Establishments with 20 to 49 employees	2	X	X	X
	Establishments with 50 to 99 employees	1	X	X	X
	Establishments with 100 to 249 employees	—	X	X	X
	Establishments with 250 to 499 employees	—	X	X	X
	Establishments with 500 to 999 employees	—	X	X	X
	Establishments with 1,000 employees or more	—	X	X	X
51	Information				
	All establishments	238	15 965	440 494	1 159 806
	Establishments with 1 to 4 employees	118	X	X	X
	Establishments with 5 to 9 employees	28	X	X	X
	Establishments with 10 to 19 employees	28	X	X	X
	Establishments with 20 to 49 employees	22	X	X	X
	Establishments with 50 to 99 employees	21	X	X	X
	Establishments with 100 to 249 employees	10	X	X	X
	Establishments with 250 to 499 employees	5	X	X	X
	Establishments with 500 to 999 employees	4	X	X	X
	Establishments with 1,000 employees or more	2	X	X	X
511	Publishing industries (except Internet)				
	All establishments	62	2 874	62 836	224 658
	Establishments with 1 to 4 employees	29	X	X	X
	Establishments with 5 to 9 employees	6	X	X	X
	Establishments with 10 to 19 employees	9	X	X	X
	Establishments with 20 to 49 employees	7	X	X	X
	Establishments with 50 to 99 employees	6	X	X	X
	Establishments with 100 to 249 employees	2	X	X	X
	Establishments with 250 to 499 employees	2	X	X	X
	Establishments with 500 to 999 employees	1	X	X	X
	Establishments with 1,000 employees or more	—	X	X	X

See footnotes at end of table.

Table 5. Establishments, Employees, and Payroll by Industry and Employment Size of Establishments by County: 2004—Con.

[Excludes most government employees, railroad employees, and self-employed persons. Size class 1 to 4 employees includes establishments having payroll, but no employees, during mid-March pay period. For meaning of abbreviations and symbols, see introductory text. For explanation of terms, see Appendix A. For statement on reliability, see the note at the end of the table and Appendix C]

NAICS code	Geography, kind of business, and employment size class	Establishments (number)	Paid employees for pay period including March 12 (number)	First-quarter payroll (\$1,000)	Annual payroll (\$1,000)
SOMERSET—Con.					
51	Information—Con.				
511	Publishing industries (except Internet)—Con.				
5111	Newspaper, periodical, book, and directory publishers				
	All establishments	42	2 467	47 985	172 609
	Establishments with 1 to 4 employees	19	X	X	X
	Establishments with 5 to 9 employees	5	X	X	X
	Establishments with 10 to 19 employees	6	X	X	X
	Establishments with 20 to 49 employees	2	X	X	X
	Establishments with 50 to 99 employees	6	X	X	X
	Establishments with 100 to 249 employees	1	X	X	X
	Establishments with 250 to 499 employees	2	X	X	X
	Establishments with 500 to 999 employees	1	X	X	X
	Establishments with 1,000 employees or more	—	X	X	X
51111	Newspaper publishers				
	All establishments	5	444	3 372	13 511
	Establishments with 1 to 4 employees	—	X	X	X
	Establishments with 5 to 9 employees	1	X	X	X
	Establishments with 10 to 19 employees	—	X	X	X
	Establishments with 20 to 49 employees	1	X	X	X
	Establishments with 50 to 99 employees	2	X	X	X
	Establishments with 100 to 249 employees	1	X	X	X
	Establishments with 250 to 499 employees	—	X	X	X
	Establishments with 500 to 999 employees	—	X	X	X
	Establishments with 1,000 employees or more	—	X	X	X
51110	Newspaper publishers				
	All establishments	5	444	3 372	13 511
	Establishments with 1 to 4 employees	—	X	X	X
	Establishments with 5 to 9 employees	1	X	X	X
	Establishments with 10 to 19 employees	—	X	X	X
	Establishments with 20 to 49 employees	1	X	X	X
	Establishments with 50 to 99 employees	2	X	X	X
	Establishments with 100 to 249 employees	1	X	X	X
	Establishments with 250 to 499 employees	—	X	X	X
	Establishments with 500 to 999 employees	—	X	X	X
	Establishments with 1,000 employees or more	—	X	X	X
51112	Periodical publishers				
	All establishments	17	1 070	32 977	106 332
	Establishments with 1 to 4 employees	8	X	X	X
	Establishments with 5 to 9 employees	3	X	X	X
	Establishments with 10 to 19 employees	4	X	X	X
	Establishments with 20 to 49 employees	—	X	X	X
	Establishments with 50 to 99 employees	1	X	X	X
	Establishments with 100 to 249 employees	—	X	X	X
	Establishments with 250 to 499 employees	—	X	X	X
	Establishments with 500 to 999 employees	1	X	X	X
	Establishments with 1,000 employees or more	—	X	X	X
511120	Periodical publishers				
	All establishments	17	1 070	32 977	106 332
	Establishments with 1 to 4 employees	8	X	X	X
	Establishments with 5 to 9 employees	3	X	X	X
	Establishments with 10 to 19 employees	4	X	X	X
	Establishments with 20 to 49 employees	—	X	X	X
	Establishments with 50 to 99 employees	1	X	X	X
	Establishments with 100 to 249 employees	—	X	X	X
	Establishments with 250 to 499 employees	—	X	X	X
	Establishments with 500 to 999 employees	1	X	X	X
	Establishments with 1,000 employees or more	—	X	X	X
51113	Book publishers				
	All establishments	13	761	8 808	41 579
	Establishments with 1 to 4 employees	9	X	X	X
	Establishments with 5 to 9 employees	1	X	X	X
	Establishments with 10 to 19 employees	—	X	X	X
	Establishments with 20 to 49 employees	—	X	X	X
	Establishments with 50 to 99 employees	1	X	X	X
	Establishments with 100 to 249 employees	—	X	X	X
	Establishments with 250 to 499 employees	2	X	X	X
	Establishments with 500 to 999 employees	—	X	X	X
	Establishments with 1,000 employees or more	—	X	X	X
511130	Book publishers				
	All establishments	13	761	8 808	41 579
	Establishments with 1 to 4 employees	9	X	X	X
	Establishments with 5 to 9 employees	1	X	X	X
	Establishments with 10 to 19 employees	—	X	X	X
	Establishments with 20 to 49 employees	—	X	X	X
	Establishments with 50 to 99 employees	1	X	X	X
	Establishments with 100 to 249 employees	—	X	X	X
	Establishments with 250 to 499 employees	2	X	X	X
	Establishments with 500 to 999 employees	—	X	X	X
	Establishments with 1,000 employees or more	—	X	X	X

See footnotes at end of table.

Table 5. Establishments, Employees, and Payroll by Industry and Employment Size of Establishments by County: 2004—Con.

[Excludes most government employees, railroad employees, and self-employed persons. Size class 1 to 4 employees includes establishments having payroll, but no employees, during mid-March pay period. For meaning of abbreviations and symbols, see introductory text. For explanation of terms, see Appendix A. For statement on reliability, see the note at the end of the table and Appendix C]

NAICS code	Geography, kind of business, and employment size class	Establishments (number)	Paid employees for pay period including March 12 (number)	First-quarter payroll (\$1,000)	Annual payroll (\$1,000)
51	SOMERSET—Con.				
	Information—Con.				
511	Publishing industries (except Internet)—Con.				
5111	Newspaper, periodical, book, and directory publishers—Con.				
51114	Directory and mailing list publishers				
	All establishments	4	c	D	D
	Establishments with 1 to 4 employees	—	X	X	X
	Establishments with 5 to 9 employees	—	X	X	X
	Establishments with 10 to 19 employees	2	X	X	X
	Establishments with 20 to 49 employees	—	X	X	X
	Establishments with 50 to 99 employees	2	X	X	X
	Establishments with 100 to 249 employees	—	X	X	X
	Establishments with 250 to 499 employees	—	X	X	X
	Establishments with 500 to 999 employees	—	X	X	X
	Establishments with 1,000 employees or more	—	X	X	X
511140	Directory and mailing list publishers				
	All establishments	4	c	D	D
	Establishments with 1 to 4 employees	—	X	X	X
	Establishments with 5 to 9 employees	—	X	X	X
	Establishments with 10 to 19 employees	2	X	X	X
	Establishments with 20 to 49 employees	—	X	X	X
	Establishments with 50 to 99 employees	2	X	X	X
	Establishments with 100 to 249 employees	—	X	X	X
	Establishments with 250 to 499 employees	—	X	X	X
	Establishments with 500 to 999 employees	—	X	X	X
	Establishments with 1,000 employees or more	—	X	X	X
5112	Software publishers				
	All establishments	20	407	14 851	52 049
	Establishments with 1 to 4 employees	10	X	X	X
	Establishments with 5 to 9 employees	1	X	X	X
	Establishments with 10 to 19 employees	3	X	X	X
	Establishments with 20 to 49 employees	5	X	X	X
	Establishments with 50 to 99 employees	—	X	X	X
	Establishments with 100 to 249 employees	1	X	X	X
	Establishments with 250 to 499 employees	—	X	X	X
	Establishments with 500 to 999 employees	—	X	X	X
	Establishments with 1,000 employees or more	—	X	X	X
51121	Software publishers				
	All establishments	20	407	14 851	52 049
	Establishments with 1 to 4 employees	10	X	X	X
	Establishments with 5 to 9 employees	1	X	X	X
	Establishments with 10 to 19 employees	3	X	X	X
	Establishments with 20 to 49 employees	5	X	X	X
	Establishments with 50 to 99 employees	—	X	X	X
	Establishments with 100 to 249 employees	1	X	X	X
	Establishments with 250 to 499 employees	—	X	X	X
	Establishments with 500 to 999 employees	—	X	X	X
	Establishments with 1,000 employees or more	—	X	X	X
511210	Software publishers				
	All establishments	20	407	14 851	52 049
	Establishments with 1 to 4 employees	10	X	X	X
	Establishments with 5 to 9 employees	1	X	X	X
	Establishments with 10 to 19 employees	3	X	X	X
	Establishments with 20 to 49 employees	5	X	X	X
	Establishments with 50 to 99 employees	—	X	X	X
	Establishments with 100 to 249 employees	1	X	X	X
	Establishments with 250 to 499 employees	—	X	X	X
	Establishments with 500 to 999 employees	—	X	X	X
	Establishments with 1,000 employees or more	—	X	X	X
512	Motion picture and sound recording industries				
	All establishments	14	138	388	2 204
	Establishments with 1 to 4 employees	9	X	X	X
	Establishments with 5 to 9 employees	—	X	X	X
	Establishments with 10 to 19 employees	2	X	X	X
	Establishments with 20 to 49 employees	3	X	X	X
	Establishments with 50 to 99 employees	—	X	X	X
	Establishments with 100 to 249 employees	—	X	X	X
	Establishments with 250 to 499 employees	—	X	X	X
	Establishments with 500 to 999 employees	—	X	X	X
	Establishments with 1,000 employees or more	—	X	X	X
5121	Motion picture and video industries				
	All establishments	12	c	D	D
	Establishments with 1 to 4 employees	7	X	X	X
	Establishments with 5 to 9 employees	—	X	X	X
	Establishments with 10 to 19 employees	2	X	X	X
	Establishments with 20 to 49 employees	3	X	X	X
	Establishments with 50 to 99 employees	—	X	X	X
	Establishments with 100 to 249 employees	—	X	X	X
	Establishments with 250 to 499 employees	—	X	X	X
	Establishments with 500 to 999 employees	—	X	X	X
	Establishments with 1,000 employees or more	—	X	X	X

See footnotes at end of table.

Table 5. Establishments, Employees, and Payroll by Industry and Employment Size of Establishments by County: 2004—Con.

[Excludes most government employees, railroad employees, and self-employed persons. Size class 1 to 4 employees includes establishments having payroll, but no employees, during mid-March pay period. For meaning of abbreviations and symbols, see introductory text. For explanation of terms, see Appendix A. For statement on reliability, see the note at the end of the table and Appendix C]

NAICS code	Geography, kind of business, and employment size class	Establishments (number)	Paid employees for pay period including March 12 (number)	First-quarter payroll (\$1,000)	Annual payroll (\$1,000)
51	SOMERSET—Con.				
	Information—Con.				
512	Motion picture and sound recording industries—Con.				
5121	Motion picture and video industries—Con.				
51213	Motion picture and video exhibition				
	All establishments	5	129	318	1 392
	Establishments with 1 to 4 employees	—	X	X	X
	Establishments with 5 to 9 employees	—	X	X	X
	Establishments with 10 to 19 employees	2	X	X	X
	Establishments with 20 to 49 employees	3	X	X	X
	Establishments with 50 to 99 employees	—	X	X	X
	Establishments with 100 to 249 employees	—	X	X	X
	Establishments with 250 to 499 employees	—	X	X	X
	Establishments with 500 to 999 employees	—	X	X	X
	Establishments with 1,000 employees or more	—	X	X	X
512131	Motion picture theaters (except drive-ins)				
	All establishments	5	129	318	1 392
	Establishments with 1 to 4 employees	—	X	X	X
	Establishments with 5 to 9 employees	—	X	X	X
	Establishments with 10 to 19 employees	2	X	X	X
	Establishments with 20 to 49 employees	3	X	X	X
	Establishments with 50 to 99 employees	—	X	X	X
	Establishments with 100 to 249 employees	—	X	X	X
	Establishments with 250 to 499 employees	—	X	X	X
	Establishments with 500 to 999 employees	—	X	X	X
	Establishments with 1,000 employees or more	—	X	X	X
515	Broadcasting (except Internet)				
	All establishments	4	289	3 599	14 168
	Establishments with 1 to 4 employees	1	X	X	X
	Establishments with 5 to 9 employees	—	X	X	X
	Establishments with 10 to 19 employees	—	X	X	X
	Establishments with 20 to 49 employees	2	X	X	X
	Establishments with 50 to 99 employees	—	X	X	X
	Establishments with 100 to 249 employees	1	X	X	X
	Establishments with 250 to 499 employees	—	X	X	X
	Establishments with 500 to 999 employees	—	X	X	X
	Establishments with 1,000 employees or more	—	X	X	X
5152	Cable and other subscription programming				
	All establishments	2	e	D	D
	Establishments with 1 to 4 employees	—	X	X	X
	Establishments with 5 to 9 employees	—	X	X	X
	Establishments with 10 to 19 employees	—	X	X	X
	Establishments with 20 to 49 employees	1	X	X	X
	Establishments with 50 to 99 employees	—	X	X	X
	Establishments with 100 to 249 employees	1	X	X	X
	Establishments with 250 to 499 employees	—	X	X	X
	Establishments with 500 to 999 employees	—	X	X	X
	Establishments with 1,000 employees or more	—	X	X	X
51521	Cable and other subscription programming				
	All establishments	2	e	D	D
	Establishments with 1 to 4 employees	—	X	X	X
	Establishments with 5 to 9 employees	—	X	X	X
	Establishments with 10 to 19 employees	—	X	X	X
	Establishments with 20 to 49 employees	1	X	X	X
	Establishments with 50 to 99 employees	—	X	X	X
	Establishments with 100 to 249 employees	1	X	X	X
	Establishments with 250 to 499 employees	—	X	X	X
	Establishments with 500 to 999 employees	—	X	X	X
	Establishments with 1,000 employees or more	—	X	X	X
515210	Cable and other subscription programming				
	All establishments	2	e	D	D
	Establishments with 1 to 4 employees	—	X	X	X
	Establishments with 5 to 9 employees	—	X	X	X
	Establishments with 10 to 19 employees	—	X	X	X
	Establishments with 20 to 49 employees	1	X	X	X
	Establishments with 50 to 99 employees	—	X	X	X
	Establishments with 100 to 249 employees	1	X	X	X
	Establishments with 250 to 499 employees	—	X	X	X
	Establishments with 500 to 999 employees	—	X	X	X
	Establishments with 1,000 employees or more	—	X	X	X
517	Telecommunications				
	All establishments	108	12 088	364 730	883 764
	Establishments with 1 to 4 employees	46	X	X	X
	Establishments with 5 to 9 employees	18	X	X	X
	Establishments with 10 to 19 employees	12	X	X	X
	Establishments with 20 to 49 employees	4	X	X	X
	Establishments with 50 to 99 employees	14	X	X	X
	Establishments with 100 to 249 employees	6	X	X	X
	Establishments with 250 to 499 employees	3	X	X	X
	Establishments with 500 to 999 employees	3	X	X	X
	Establishments with 1,000 employees or more	2	X	X	X

See footnotes at end of table.

Table 5. Establishments, Employees, and Payroll by Industry and Employment Size of Establishments by County: 2004—Con.

[Excludes most government employees, railroad employees, and self-employed persons. Size class 1 to 4 employees includes establishments having payroll, but no employees, during mid-March pay period. For meaning of abbreviations and symbols, see introductory text. For explanation of terms, see Appendix A. For statement on reliability, see the note at the end of the table and Appendix C]

NAICS code	Geography, kind of business, and employment size class	Establishments (number)	Paid employees for pay period including March 12 (number)	First-quarter payroll (\$1,000)	Annual payroll (\$1,000)
	SOMERSET—Con.				
51	Information—Con.				
517	Telecommunications—Con.				
5171	Wired telecommunications carriers				
	All establishments	73	i	D	D
	Establishments with 1 to 4 employees	35	X	X	X
	Establishments with 5 to 9 employees	11	X	X	X
	Establishments with 10 to 19 employees	6	X	X	X
	Establishments with 20 to 49 employees	2	X	X	X
	Establishments with 50 to 99 employees	11	X	X	X
	Establishments with 100 to 249 employees	3	X	X	X
	Establishments with 250 to 499 employees	2	X	X	X
	Establishments with 500 to 999 employees	1	X	X	X
	Establishments with 1,000 employees or more	2	X	X	X
51711	Wired telecommunications carriers				
	All establishments	73	i	D	D
	Establishments with 1 to 4 employees	35	X	X	X
	Establishments with 5 to 9 employees	11	X	X	X
	Establishments with 10 to 19 employees	6	X	X	X
	Establishments with 20 to 49 employees	2	X	X	X
	Establishments with 50 to 99 employees	11	X	X	X
	Establishments with 100 to 249 employees	3	X	X	X
	Establishments with 250 to 499 employees	2	X	X	X
	Establishments with 500 to 999 employees	1	X	X	X
	Establishments with 1,000 employees or more	2	X	X	X
517110	Wired telecommunications carriers				
	All establishments	73	i	D	D
	Establishments with 1 to 4 employees	35	X	X	X
	Establishments with 5 to 9 employees	11	X	X	X
	Establishments with 10 to 19 employees	6	X	X	X
	Establishments with 20 to 49 employees	2	X	X	X
	Establishments with 50 to 99 employees	11	X	X	X
	Establishments with 100 to 249 employees	3	X	X	X
	Establishments with 250 to 499 employees	2	X	X	X
	Establishments with 500 to 999 employees	1	X	X	X
	Establishments with 1,000 employees or more	2	X	X	X
5172	Wireless telecommunications carriers (except satellite)				
	All establishments	20	2 229	79 940	215 619
	Establishments with 1 to 4 employees	5	X	X	X
	Establishments with 5 to 9 employees	2	X	X	X
	Establishments with 10 to 19 employees	5	X	X	X
	Establishments with 20 to 49 employees	2	X	X	X
	Establishments with 50 to 99 employees	2	X	X	X
	Establishments with 100 to 249 employees	2	X	X	X
	Establishments with 250 to 499 employees	—	X	X	X
	Establishments with 500 to 999 employees	2	X	X	X
	Establishments with 1,000 employees or more	—	X	X	X
51721	Wireless telecommunications carriers (except satellite)				
	All establishments	20	2 229	79 940	215 619
	Establishments with 1 to 4 employees	5	X	X	X
	Establishments with 5 to 9 employees	2	X	X	X
	Establishments with 10 to 19 employees	5	X	X	X
	Establishments with 20 to 49 employees	2	X	X	X
	Establishments with 50 to 99 employees	2	X	X	X
	Establishments with 100 to 249 employees	2	X	X	X
	Establishments with 250 to 499 employees	—	X	X	X
	Establishments with 500 to 999 employees	2	X	X	X
	Establishments with 1,000 employees or more	—	X	X	X
517212	Cellular and other wireless telecommunications				
	All establishments	19	g	D	D
	Establishments with 1 to 4 employees	4	X	X	X
	Establishments with 5 to 9 employees	2	X	X	X
	Establishments with 10 to 19 employees	5	X	X	X
	Establishments with 20 to 49 employees	2	X	X	X
	Establishments with 50 to 99 employees	2	X	X	X
	Establishments with 100 to 249 employees	2	X	X	X
	Establishments with 250 to 499 employees	—	X	X	X
	Establishments with 500 to 999 employees	2	X	X	X
	Establishments with 1,000 employees or more	—	X	X	X
5173	Telecommunications resellers				
	All establishments	6	347	3 887	13 214
	Establishments with 1 to 4 employees	2	X	X	X
	Establishments with 5 to 9 employees	2	X	X	X
	Establishments with 10 to 19 employees	—	X	X	X
	Establishments with 20 to 49 employees	—	X	X	X
	Establishments with 50 to 99 employees	1	X	X	X
	Establishments with 100 to 249 employees	—	X	X	X
	Establishments with 250 to 499 employees	1	X	X	X
	Establishments with 500 to 999 employees	—	X	X	X
	Establishments with 1,000 employees or more	—	X	X	X

See footnotes at end of table.

Table 5. Establishments, Employees, and Payroll by Industry and Employment Size of Establishments by County: 2004—Con.

[Excludes most government employees, railroad employees, and self-employed persons. Size class 1 to 4 employees includes establishments having payroll, but no employees, during mid-March pay period. For meaning of abbreviations and symbols, see introductory text. For explanation of terms, see Appendix A. For statement on reliability, see the note at the end of the table and Appendix C]

NAICS code	Geography, kind of business, and employment size class	Establishments (number)	Paid employees for pay period including March 12 (number)	First-quarter payroll (\$1,000)	Annual payroll (\$1,000)
51	SOMERSET—Con.				
	Information—Con.				
517	Telecommunications—Con.				
5173	Telecommunications resellers—Con.				
51731	Telecommunications resellers				
	All establishments	6	347	3 887	13 214
	Establishments with 1 to 4 employees	2	X	X	X
	Establishments with 5 to 9 employees	2	X	X	X
	Establishments with 10 to 19 employees	—	X	X	X
	Establishments with 20 to 49 employees	—	X	X	X
	Establishments with 50 to 99 employees	1	X	X	X
	Establishments with 100 to 249 employees	—	X	X	X
	Establishments with 250 to 499 employees	1	X	X	X
	Establishments with 500 to 999 employees	—	X	X	X
	Establishments with 1,000 employees or more	—	X	X	X
517310	Telecommunications resellers				
	All establishments	6	347	3 887	13 214
	Establishments with 1 to 4 employees	2	X	X	X
	Establishments with 5 to 9 employees	2	X	X	X
	Establishments with 10 to 19 employees	—	X	X	X
	Establishments with 20 to 49 employees	—	X	X	X
	Establishments with 50 to 99 employees	1	X	X	X
	Establishments with 100 to 249 employees	—	X	X	X
	Establishments with 250 to 499 employees	1	X	X	X
	Establishments with 500 to 999 employees	—	X	X	X
	Establishments with 1,000 employees or more	—	X	X	X
5174	Satellite telecommunications				
	All establishments	3	c	D	D
	Establishments with 1 to 4 employees	—	X	X	X
	Establishments with 5 to 9 employees	1	X	X	X
	Establishments with 10 to 19 employees	1	X	X	X
	Establishments with 20 to 49 employees	—	X	X	X
	Establishments with 50 to 99 employees	—	X	X	X
	Establishments with 100 to 249 employees	1	X	X	X
	Establishments with 250 to 499 employees	—	X	X	X
	Establishments with 500 to 999 employees	—	X	X	X
	Establishments with 1,000 employees or more	—	X	X	X
51741	Satellite telecommunications				
	All establishments	3	c	D	D
	Establishments with 1 to 4 employees	—	X	X	X
	Establishments with 5 to 9 employees	1	X	X	X
	Establishments with 10 to 19 employees	1	X	X	X
	Establishments with 20 to 49 employees	—	X	X	X
	Establishments with 50 to 99 employees	—	X	X	X
	Establishments with 100 to 249 employees	1	X	X	X
	Establishments with 250 to 499 employees	—	X	X	X
	Establishments with 500 to 999 employees	—	X	X	X
	Establishments with 1,000 employees or more	—	X	X	X
517410	Satellite telecommunications				
	All establishments	3	c	D	D
	Establishments with 1 to 4 employees	—	X	X	X
	Establishments with 5 to 9 employees	1	X	X	X
	Establishments with 10 to 19 employees	1	X	X	X
	Establishments with 20 to 49 employees	—	X	X	X
	Establishments with 50 to 99 employees	—	X	X	X
	Establishments with 100 to 249 employees	1	X	X	X
	Establishments with 250 to 499 employees	—	X	X	X
	Establishments with 500 to 999 employees	—	X	X	X
	Establishments with 1,000 employees or more	—	X	X	X
518	Internet service providers, web search portals, and data processing services				
	All establishments	44	522	8 686	34 002
	Establishments with 1 to 4 employees	28	X	X	X
	Establishments with 5 to 9 employees	4	X	X	X
	Establishments with 10 to 19 employees	5	X	X	X
	Establishments with 20 to 49 employees	5	X	X	X
	Establishments with 50 to 99 employees	1	X	X	X
	Establishments with 100 to 249 employees	1	X	X	X
	Establishments with 250 to 499 employees	—	X	X	X
	Establishments with 500 to 999 employees	—	X	X	X
	Establishments with 1,000 employees or more	—	X	X	X
5182	Data processing, hosting, and related services				
	All establishments	41	508	8 629	33 722
	Establishments with 1 to 4 employees	26	X	X	X
	Establishments with 5 to 9 employees	4	X	X	X
	Establishments with 10 to 19 employees	4	X	X	X
	Establishments with 20 to 49 employees	5	X	X	X
	Establishments with 50 to 99 employees	1	X	X	X
	Establishments with 100 to 249 employees	1	X	X	X
	Establishments with 250 to 499 employees	—	X	X	X
	Establishments with 500 to 999 employees	—	X	X	X
	Establishments with 1,000 employees or more	—	X	X	X

See footnotes at end of table.

Table 5. Establishments, Employees, and Payroll by Industry and Employment Size of Establishments by County: 2004—Con.

[Excludes most government employees, railroad employees, and self-employed persons. Size class 1 to 4 employees includes establishments having payroll, but no employees, during mid-March pay period. For meaning of abbreviations and symbols, see introductory text. For explanation of terms, see Appendix A. For statement on reliability, see the note at the end of the table and Appendix C]

NAICS code	Geography, kind of business, and employment size class	Establishments (number)	Paid employees for pay period including March 12 (number)	First-quarter payroll (\$1,000)	Annual payroll (\$1,000)
51	SOMERSET—Con.				
	Information—Con.				
518	Internet service providers, web search portals, and data processing services—Con.				
5182	Data processing, hosting, and related services—Con.				
51821	Data processing, hosting, and related services				
	All establishments	41	508	8 629	33 722
	Establishments with 1 to 4 employees	26	X	X	X
	Establishments with 5 to 9 employees	4	X	X	X
	Establishments with 10 to 19 employees	4	X	X	X
	Establishments with 20 to 49 employees	5	X	X	X
	Establishments with 50 to 99 employees	1	X	X	X
	Establishments with 100 to 249 employees	1	X	X	X
	Establishments with 250 to 499 employees	—	X	X	X
	Establishments with 500 to 999 employees	—	X	X	X
	Establishments with 1,000 employees or more	—	X	X	X
518210	Data processing, hosting, and related services				
	All establishments	41	508	8 629	33 722
	Establishments with 1 to 4 employees	26	X	X	X
	Establishments with 5 to 9 employees	4	X	X	X
	Establishments with 10 to 19 employees	4	X	X	X
	Establishments with 20 to 49 employees	5	X	X	X
	Establishments with 50 to 99 employees	1	X	X	X
	Establishments with 100 to 249 employees	1	X	X	X
	Establishments with 250 to 499 employees	—	X	X	X
	Establishments with 500 to 999 employees	—	X	X	X
	Establishments with 1,000 employees or more	—	X	X	X
52	Finance and insurance				
	All establishments	553	14 176	355 243	1 371 203
	Establishments with 1 to 4 employees	296	X	X	X
	Establishments with 5 to 9 employees	107	X	X	X
	Establishments with 10 to 19 employees	79	X	X	X
	Establishments with 20 to 49 employees	33	X	X	X
	Establishments with 50 to 99 employees	16	X	X	X
	Establishments with 100 to 249 employees	16	X	X	X
	Establishments with 250 to 499 employees	2	X	X	X
	Establishments with 500 to 999 employees	1	X	X	X
	Establishments with 1,000 employees or more	3	X	X	X
522	Credit intermediation and related activities				
	All establishments	226	3 306	52 619	206 329
	Establishments with 1 to 4 employees	85	X	X	X
	Establishments with 5 to 9 employees	66	X	X	X
	Establishments with 10 to 19 employees	41	X	X	X
	Establishments with 20 to 49 employees	18	X	X	X
	Establishments with 50 to 99 employees	11	X	X	X
	Establishments with 100 to 249 employees	4	X	X	X
	Establishments with 250 to 499 employees	1	X	X	X
	Establishments with 500 to 999 employees	—	X	X	X
	Establishments with 1,000 employees or more	—	X	X	X
5221	Depository credit intermediation				
	All establishments	143	1 788	24 234	96 413
	Establishments with 1 to 4 employees	40	X	X	X
	Establishments with 5 to 9 employees	53	X	X	X
	Establishments with 10 to 19 employees	33	X	X	X
	Establishments with 20 to 49 employees	10	X	X	X
	Establishments with 50 to 99 employees	6	X	X	X
	Establishments with 100 to 249 employees	1	X	X	X
	Establishments with 250 to 499 employees	—	X	X	X
	Establishments with 500 to 999 employees	—	X	X	X
	Establishments with 1,000 employees or more	—	X	X	X
52211	Commercial banking				
	All establishments	100	1 180	17 452	70 885
	Establishments with 1 to 4 employees	25	X	X	X
	Establishments with 5 to 9 employees	34	X	X	X
	Establishments with 10 to 19 employees	28	X	X	X
	Establishments with 20 to 49 employees	9	X	X	X
	Establishments with 50 to 99 employees	4	X	X	X
	Establishments with 100 to 249 employees	—	X	X	X
	Establishments with 250 to 499 employees	—	X	X	X
	Establishments with 500 to 999 employees	—	X	X	X
	Establishments with 1,000 employees or more	—	X	X	X
522110	Commercial banking				
	All establishments	100	1 180	17 452	70 885
	Establishments with 1 to 4 employees	25	X	X	X
	Establishments with 5 to 9 employees	34	X	X	X
	Establishments with 10 to 19 employees	28	X	X	X
	Establishments with 20 to 49 employees	9	X	X	X
	Establishments with 50 to 99 employees	4	X	X	X
	Establishments with 100 to 249 employees	—	X	X	X
	Establishments with 250 to 499 employees	—	X	X	X
	Establishments with 500 to 999 employees	—	X	X	X
	Establishments with 1,000 employees or more	—	X	X	X

See footnotes at end of table.

Table 5. Establishments, Employees, and Payroll by Industry and Employment Size of Establishments by County: 2004—Con.

[Excludes most government employees, railroad employees, and self-employed persons. Size class 1 to 4 employees includes establishments having payroll, but no employees, during mid-March pay period. For meaning of abbreviations and symbols, see introductory text. For explanation of terms, see Appendix A. For statement on reliability, see the note at the end of the table and Appendix C]

NAICS code	Geography, kind of business, and employment size class	Establishments (number)	Paid employees for pay period including March 12 (number)	First-quarter payroll (\$1,000)	Annual payroll (\$1,000)
52	SOMERSET—Con.				
	Finance and insurance—Con.				
522	Credit intermediation and related activities—Con.				
5221	Depository credit intermediation—Con.				
52212	Savings institutions				
	All establishments	21	c	D	D
	Establishments with 1 to 4 employees	2	X	X	X
	Establishments with 5 to 9 employees	13	X	X	X
	Establishments with 10 to 19 employees	4	X	X	X
	Establishments with 20 to 49 employees	1	X	X	X
	Establishments with 50 to 99 employees	1	X	X	X
	Establishments with 100 to 249 employees	—	X	X	X
	Establishments with 250 to 499 employees	—	X	X	X
	Establishments with 500 to 999 employees	—	X	X	X
	Establishments with 1,000 employees or more	—	X	X	X
522120	Savings institutions				
	All establishments	21	c	D	D
	Establishments with 1 to 4 employees	2	X	X	X
	Establishments with 5 to 9 employees	13	X	X	X
	Establishments with 10 to 19 employees	4	X	X	X
	Establishments with 20 to 49 employees	1	X	X	X
	Establishments with 50 to 99 employees	1	X	X	X
	Establishments with 100 to 249 employees	—	X	X	X
	Establishments with 250 to 499 employees	—	X	X	X
	Establishments with 500 to 999 employees	—	X	X	X
	Establishments with 1,000 employees or more	—	X	X	X
52213	Credit unions				
	All establishments	21	394	4 994	17 827
	Establishments with 1 to 4 employees	12	X	X	X
	Establishments with 5 to 9 employees	6	X	X	X
	Establishments with 10 to 19 employees	1	X	X	X
	Establishments with 20 to 49 employees	—	X	X	X
	Establishments with 50 to 99 employees	1	X	X	X
	Establishments with 100 to 249 employees	1	X	X	X
	Establishments with 250 to 499 employees	—	X	X	X
	Establishments with 500 to 999 employees	—	X	X	X
	Establishments with 1,000 employees or more	—	X	X	X
522130	Credit unions				
	All establishments	21	394	4 994	17 827
	Establishments with 1 to 4 employees	12	X	X	X
	Establishments with 5 to 9 employees	6	X	X	X
	Establishments with 10 to 19 employees	1	X	X	X
	Establishments with 20 to 49 employees	—	X	X	X
	Establishments with 50 to 99 employees	1	X	X	X
	Establishments with 100 to 249 employees	1	X	X	X
	Establishments with 250 to 499 employees	—	X	X	X
	Establishments with 500 to 999 employees	—	X	X	X
	Establishments with 1,000 employees or more	—	X	X	X
5222	Nondepository credit intermediation				
	All establishments	59	1 005	19 417	74 492
	Establishments with 1 to 4 employees	31	X	X	X
	Establishments with 5 to 9 employees	8	X	X	X
	Establishments with 10 to 19 employees	8	X	X	X
	Establishments with 20 to 49 employees	6	X	X	X
	Establishments with 50 to 99 employees	3	X	X	X
	Establishments with 100 to 249 employees	3	X	X	X
	Establishments with 250 to 499 employees	—	X	X	X
	Establishments with 500 to 999 employees	—	X	X	X
	Establishments with 1,000 employees or more	—	X	X	X
52221	Credit card issuing				
	All establishments	1	c	D	D
	Establishments with 1 to 4 employees	—	X	X	X
	Establishments with 5 to 9 employees	—	X	X	X
	Establishments with 10 to 19 employees	—	X	X	X
	Establishments with 20 to 49 employees	—	X	X	X
	Establishments with 50 to 99 employees	—	X	X	X
	Establishments with 100 to 249 employees	1	X	X	X
	Establishments with 250 to 499 employees	—	X	X	X
	Establishments with 500 to 999 employees	—	X	X	X
	Establishments with 1,000 employees or more	—	X	X	X
522210	Credit card issuing				
	All establishments	1	c	D	D
	Establishments with 1 to 4 employees	—	X	X	X
	Establishments with 5 to 9 employees	—	X	X	X
	Establishments with 10 to 19 employees	—	X	X	X
	Establishments with 20 to 49 employees	—	X	X	X
	Establishments with 50 to 99 employees	—	X	X	X
	Establishments with 100 to 249 employees	1	X	X	X
	Establishments with 250 to 499 employees	—	X	X	X
	Establishments with 500 to 999 employees	—	X	X	X
	Establishments with 1,000 employees or more	—	X	X	X

See footnotes at end of table.

Table 5. Establishments, Employees, and Payroll by Industry and Employment Size of Establishments by County: 2004—Con.

[Excludes most government employees, railroad employees, and self-employed persons. Size class 1 to 4 employees includes establishments having payroll, but no employees, during mid-March pay period. For meaning of abbreviations and symbols, see introductory text. For explanation of terms, see Appendix A. For statement on reliability, see the note at the end of the table and Appendix C]

NAICS code	Geography, kind of business, and employment size class	Establishments (number)	Paid employees for pay period including March 12 (number)	First-quarter payroll (\$1,000)	Annual payroll (\$1,000)
52	SOMERSET—Con.				
	Finance and insurance—Con.				
522	Credit intermediation and related activities—Con.				
5222	Nondepository credit intermediation—Con.				
52222	Sales financing				
	All establishments	10	c	D	D
	Establishments with 1 to 4 employees	6	X	X	X
	Establishments with 5 to 9 employees	2	X	X	X
	Establishments with 10 to 19 employees	1	X	X	X
	Establishments with 20 to 49 employees	—	X	X	X
	Establishments with 50 to 99 employees	—	X	X	X
	Establishments with 100 to 249 employees	1	X	X	X
	Establishments with 250 to 499 employees	—	X	X	X
	Establishments with 500 to 999 employees	—	X	X	X
	Establishments with 1,000 employees or more	—	X	X	X
522220	Sales financing				
	All establishments	10	c	D	D
	Establishments with 1 to 4 employees	6	X	X	X
	Establishments with 5 to 9 employees	2	X	X	X
	Establishments with 10 to 19 employees	1	X	X	X
	Establishments with 20 to 49 employees	—	X	X	X
	Establishments with 50 to 99 employees	—	X	X	X
	Establishments with 100 to 249 employees	1	X	X	X
	Establishments with 250 to 499 employees	—	X	X	X
	Establishments with 500 to 999 employees	—	X	X	X
	Establishments with 1,000 employees or more	—	X	X	X
52229	Other nondepository credit intermediation				
	All establishments	48	680	14 646	51 735
	Establishments with 1 to 4 employees	25	X	X	X
	Establishments with 5 to 9 employees	6	X	X	X
	Establishments with 10 to 19 employees	7	X	X	X
	Establishments with 20 to 49 employees	6	X	X	X
	Establishments with 50 to 99 employees	3	X	X	X
	Establishments with 100 to 249 employees	1	X	X	X
	Establishments with 250 to 499 employees	—	X	X	X
	Establishments with 500 to 999 employees	—	X	X	X
	Establishments with 1,000 employees or more	—	X	X	X
522291	Consumer lending				
	All establishments	8	e	D	D
	Establishments with 1 to 4 employees	2	X	X	X
	Establishments with 5 to 9 employees	3	X	X	X
	Establishments with 10 to 19 employees	—	X	X	X
	Establishments with 20 to 49 employees	—	X	X	X
	Establishments with 50 to 99 employees	2	X	X	X
	Establishments with 100 to 249 employees	1	X	X	X
	Establishments with 250 to 499 employees	—	X	X	X
	Establishments with 500 to 999 employees	—	X	X	X
	Establishments with 1,000 employees or more	—	X	X	X
522292	Real estate credit				
	All establishments	37	e	D	D
	Establishments with 1 to 4 employees	21	X	X	X
	Establishments with 5 to 9 employees	3	X	X	X
	Establishments with 10 to 19 employees	6	X	X	X
	Establishments with 20 to 49 employees	6	X	X	X
	Establishments with 50 to 99 employees	1	X	X	X
	Establishments with 100 to 249 employees	—	X	X	X
	Establishments with 250 to 499 employees	—	X	X	X
	Establishments with 500 to 999 employees	—	X	X	X
	Establishments with 1,000 employees or more	—	X	X	X
5223	Activities related to credit intermediation				
	All establishments	24	513	8 968	35 424
	Establishments with 1 to 4 employees	14	X	X	X
	Establishments with 5 to 9 employees	5	X	X	X
	Establishments with 10 to 19 employees	—	X	X	X
	Establishments with 20 to 49 employees	2	X	X	X
	Establishments with 50 to 99 employees	2	X	X	X
	Establishments with 100 to 249 employees	—	X	X	X
	Establishments with 250 to 499 employees	1	X	X	X
	Establishments with 500 to 999 employees	—	X	X	X
	Establishments with 1,000 employees or more	—	X	X	X
52231	Mortgage and nonmortgage loan brokers				
	All establishments	14	c	D	D
	Establishments with 1 to 4 employees	8	X	X	X
	Establishments with 5 to 9 employees	3	X	X	X
	Establishments with 10 to 19 employees	—	X	X	X
	Establishments with 20 to 49 employees	1	X	X	X
	Establishments with 50 to 99 employees	2	X	X	X
	Establishments with 100 to 249 employees	—	X	X	X
	Establishments with 250 to 499 employees	—	X	X	X
	Establishments with 500 to 999 employees	—	X	X	X
	Establishments with 1,000 employees or more	—	X	X	X

See footnotes at end of table.

Table 5. Establishments, Employees, and Payroll by Industry and Employment Size of Establishments by County: 2004—Con.

[Excludes most government employees, railroad employees, and self-employed persons. Size class 1 to 4 employees includes establishments having payroll, but no employees, during mid-March pay period. For meaning of abbreviations and symbols, see introductory text. For explanation of terms, see Appendix A. For statement on reliability, see the note at the end of the table and Appendix C]

NAICS code	Geography, kind of business, and employment size class	Establishments (number)	Paid employees for pay period including March 12 (number)	First-quarter payroll (\$1,000)	Annual payroll (\$1,000)
SOMERSET—Con.					
52	Finance and insurance—Con.				
522	Credit intermediation and related activities—Con.				
5223	Activities related to credit intermediation—Con.				
52231	Mortgage and nonmortgage loan brokers—Con.				
522310	Mortgage and nonmortgage loan brokers				
	All establishments	14	c	D	D
	Establishments with 1 to 4 employees	8	X	X	X
	Establishments with 5 to 9 employees	3	X	X	X
	Establishments with 10 to 19 employees	—	X	X	X
	Establishments with 20 to 49 employees	1	X	X	X
	Establishments with 50 to 99 employees	2	X	X	X
	Establishments with 100 to 249 employees	—	X	X	X
	Establishments with 250 to 499 employees	—	X	X	X
	Establishments with 500 to 999 employees	—	X	X	X
	Establishments with 1,000 employees or more	—	X	X	X
52239	Other activities related to credit intermediation				
	All establishments	8	e	D	D
	Establishments with 1 to 4 employees	4	X	X	X
	Establishments with 5 to 9 employees	2	X	X	X
	Establishments with 10 to 19 employees	—	X	X	X
	Establishments with 20 to 49 employees	1	X	X	X
	Establishments with 50 to 99 employees	—	X	X	X
	Establishments with 100 to 249 employees	—	X	X	X
	Establishments with 250 to 499 employees	1	X	X	X
	Establishments with 500 to 999 employees	—	X	X	X
	Establishments with 1,000 employees or more	—	X	X	X
522390	Other activities related to credit intermediation				
	All establishments	8	e	D	D
	Establishments with 1 to 4 employees	4	X	X	X
	Establishments with 5 to 9 employees	2	X	X	X
	Establishments with 10 to 19 employees	—	X	X	X
	Establishments with 20 to 49 employees	1	X	X	X
	Establishments with 50 to 99 employees	—	X	X	X
	Establishments with 100 to 249 employees	—	X	X	X
	Establishments with 250 to 499 employees	1	X	X	X
	Establishments with 500 to 999 employees	—	X	X	X
	Establishments with 1,000 employees or more	—	X	X	X
523	Securities, commodity contracts, other financial investments, and related activities				
	All establishments	145	g	D	D
	Establishments with 1 to 4 employees	106	X	X	X
	Establishments with 5 to 9 employees	17	X	X	X
	Establishments with 10 to 19 employees	13	X	X	X
	Establishments with 20 to 49 employees	7	X	X	X
	Establishments with 50 to 99 employees	—	X	X	X
	Establishments with 100 to 249 employees	2	X	X	X
	Establishments with 250 to 499 employees	—	X	X	X
	Establishments with 500 to 999 employees	—	X	X	X
	Establishments with 1,000 employees or more	—	X	X	X
5231	Securities and commodity contracts intermediation and brokerage				
	All establishments	76	640	17 208	60 549
	Establishments with 1 to 4 employees	52	X	X	X
	Establishments with 5 to 9 employees	6	X	X	X
	Establishments with 10 to 19 employees	11	X	X	X
	Establishments with 20 to 49 employees	6	X	X	X
	Establishments with 50 to 99 employees	—	X	X	X
	Establishments with 100 to 249 employees	1	X	X	X
	Establishments with 250 to 499 employees	—	X	X	X
	Establishments with 500 to 999 employees	—	X	X	X
	Establishments with 1,000 employees or more	—	X	X	X
52312	Securities brokerage				
	All establishments	54	512	10 469	39 120
	Establishments with 1 to 4 employees	34	X	X	X
	Establishments with 5 to 9 employees	6	X	X	X
	Establishments with 10 to 19 employees	9	X	X	X
	Establishments with 20 to 49 employees	4	X	X	X
	Establishments with 50 to 99 employees	—	X	X	X
	Establishments with 100 to 249 employees	1	X	X	X
	Establishments with 250 to 499 employees	—	X	X	X
	Establishments with 500 to 999 employees	—	X	X	X
	Establishments with 1,000 employees or more	—	X	X	X
523120	Securities brokerage				
	All establishments	54	512	10 469	39 120
	Establishments with 1 to 4 employees	34	X	X	X
	Establishments with 5 to 9 employees	6	X	X	X
	Establishments with 10 to 19 employees	9	X	X	X
	Establishments with 20 to 49 employees	4	X	X	X
	Establishments with 50 to 99 employees	—	X	X	X
	Establishments with 100 to 249 employees	1	X	X	X
	Establishments with 250 to 499 employees	—	X	X	X

See footnotes at end of table.

Table 5. Establishments, Employees, and Payroll by Industry and Employment Size of Establishments by County: 2004—Con.

[Excludes most government employees, railroad employees, and self-employed persons. Size class 1 to 4 employees includes establishments having payroll, but no employees, during mid-March pay period. For meaning of abbreviations and symbols, see introductory text. For explanation of terms, see Appendix A. For statement on reliability, see the note at the end of the table and Appendix C]

NAICS code	Geography, kind of business, and employment size class	Establishments (number)	Paid employees for pay period including March 12 (number)	First-quarter payroll (\$1,000)	Annual payroll (\$1,000)
	SOMERSET—Con.				
52	Finance and insurance—Con.				
523	Securities, commodity contracts, other financial investments, and related activities—Con.				
5231	Securities and commodity contracts intermediation and brokerage—Con.				
52312	Securities brokerage—Con.				
523120	Securities brokerage—Con.				
	All establishments—Con.				
	Establishments with 500 to 999 employees	—	X	X	X
	Establishments with 1,000 employees or more	—	X	X	X
5239	Other financial investment activities				
	All establishments	69	e	D	D
	Establishments with 1 to 4 employees	54	X	X	X
	Establishments with 5 to 9 employees	11	X	X	X
	Establishments with 10 to 19 employees	2	X	X	X
	Establishments with 20 to 49 employees	1	X	X	X
	Establishments with 50 to 99 employees	—	X	X	X
	Establishments with 100 to 249 employees	1	X	X	X
	Establishments with 250 to 499 employees	—	X	X	X
	Establishments with 500 to 999 employees	—	X	X	X
	Establishments with 1,000 employees or more	—	X	X	X
52392	Portfolio management				
	All establishments	30	234	4 936	25 458
	Establishments with 1 to 4 employees	24	X	X	X
	Establishments with 5 to 9 employees	4	X	X	X
	Establishments with 10 to 19 employees	1	X	X	X
	Establishments with 20 to 49 employees	—	X	X	X
	Establishments with 50 to 99 employees	—	X	X	X
	Establishments with 100 to 249 employees	1	X	X	X
	Establishments with 250 to 499 employees	—	X	X	X
	Establishments with 500 to 999 employees	—	X	X	X
	Establishments with 1,000 employees or more	—	X	X	X
523920	Portfolio management				
	All establishments	30	234	4 936	25 458
	Establishments with 1 to 4 employees	24	X	X	X
	Establishments with 5 to 9 employees	4	X	X	X
	Establishments with 10 to 19 employees	1	X	X	X
	Establishments with 20 to 49 employees	—	X	X	X
	Establishments with 50 to 99 employees	—	X	X	X
	Establishments with 100 to 249 employees	1	X	X	X
	Establishments with 250 to 499 employees	—	X	X	X
	Establishments with 500 to 999 employees	—	X	X	X
	Establishments with 1,000 employees or more	—	X	X	X
52393	Investment advice				
	All establishments	34	111	2 338	10 342
	Establishments with 1 to 4 employees	27	X	X	X
	Establishments with 5 to 9 employees	5	X	X	X
	Establishments with 10 to 19 employees	1	X	X	X
	Establishments with 20 to 49 employees	1	X	X	X
	Establishments with 50 to 99 employees	—	X	X	X
	Establishments with 100 to 249 employees	—	X	X	X
	Establishments with 250 to 499 employees	—	X	X	X
	Establishments with 500 to 999 employees	—	X	X	X
	Establishments with 1,000 employees or more	—	X	X	X
523930	Investment advice				
	All establishments	34	111	2 338	10 342
	Establishments with 1 to 4 employees	27	X	X	X
	Establishments with 5 to 9 employees	5	X	X	X
	Establishments with 10 to 19 employees	1	X	X	X
	Establishments with 20 to 49 employees	1	X	X	X
	Establishments with 50 to 99 employees	—	X	X	X
	Establishments with 100 to 249 employees	—	X	X	X
	Establishments with 250 to 499 employees	—	X	X	X
	Establishments with 500 to 999 employees	—	X	X	X
	Establishments with 1,000 employees or more	—	X	X	X
524	Insurance carriers and related activities				
	All establishments	181	9 868	277 603	1 066 230
	Establishments with 1 to 4 employees	104	X	X	X
	Establishments with 5 to 9 employees	24	X	X	X
	Establishments with 10 to 19 employees	25	X	X	X
	Establishments with 20 to 49 employees	8	X	X	X
	Establishments with 50 to 99 employees	5	X	X	X
	Establishments with 100 to 249 employees	10	X	X	X
	Establishments with 250 to 499 employees	1	X	X	X
	Establishments with 500 to 999 employees	1	X	X	X
	Establishments with 1,000 employees or more	3	X	X	X

See footnotes at end of table.

Table 5. Establishments, Employees, and Payroll by Industry and Employment Size of Establishments by County: 2004—Con.

[Excludes most government employees, railroad employees, and self-employed persons. Size class 1 to 4 employees includes establishments having payroll, but no employees, during mid-March pay period. For meaning of abbreviations and symbols, see introductory text. For explanation of terms, see Appendix A. For statement on reliability, see the note at the end of the table and Appendix C]

NAICS code	Geography, kind of business, and employment size class	Establishments (number)	Paid employees for pay period including March 12 (number)	First-quarter payroll (\$1,000)	Annual payroll (\$1,000)
	SOMERSET—Con.				
52	Finance and insurance—Con.				
524	Insurance carriers and related activities—Con.				
5241	Insurance carriers				
	All establishments	45	8 698	254 960	972 677
	Establishments with 1 to 4 employees	16	X	X	X
	Establishments with 5 to 9 employees	1	X	X	X
	Establishments with 10 to 19 employees	6	X	X	X
	Establishments with 20 to 49 employees	6	X	X	X
	Establishments with 50 to 99 employees	3	X	X	X
	Establishments with 100 to 249 employees	8	X	X	X
	Establishments with 250 to 499 employees	1	X	X	X
	Establishments with 500 to 999 employees	1	X	X	X
	Establishments with 1,000 employees or more	3	X	X	X
52411	Direct life, health, and medical insurance carriers				
	All establishments	18	h	D	D
	Establishments with 1 to 4 employees	6	X	X	X
	Establishments with 5 to 9 employees	—	X	X	X
	Establishments with 10 to 19 employees	6	X	X	X
	Establishments with 20 to 49 employees	—	X	X	X
	Establishments with 50 to 99 employees	1	X	X	X
	Establishments with 100 to 249 employees	2	X	X	X
	Establishments with 250 to 499 employees	1	X	X	X
	Establishments with 500 to 999 employees	1	X	X	X
	Establishments with 1,000 employees or more	1	X	X	X
524113	Direct life insurance carriers				
	All establishments	14	g	D	D
	Establishments with 1 to 4 employees	4	X	X	X
	Establishments with 5 to 9 employees	—	X	X	X
	Establishments with 10 to 19 employees	5	X	X	X
	Establishments with 20 to 49 employees	—	X	X	X
	Establishments with 50 to 99 employees	1	X	X	X
	Establishments with 100 to 249 employees	2	X	X	X
	Establishments with 250 to 499 employees	1	X	X	X
	Establishments with 500 to 999 employees	—	X	X	X
	Establishments with 1,000 employees or more	1	X	X	X
524114	Direct health and medical insurance carriers				
	All establishments	4	f	D	D
	Establishments with 1 to 4 employees	2	X	X	X
	Establishments with 5 to 9 employees	—	X	X	X
	Establishments with 10 to 19 employees	1	X	X	X
	Establishments with 20 to 49 employees	—	X	X	X
	Establishments with 50 to 99 employees	—	X	X	X
	Establishments with 100 to 249 employees	—	X	X	X
	Establishments with 250 to 499 employees	—	X	X	X
	Establishments with 500 to 999 employees	1	X	X	X
	Establishments with 1,000 employees or more	—	X	X	X
52412	Direct insurance (except life, health, and medical) carriers				
	All establishments	23	5 788	159 480	627 100
	Establishments with 1 to 4 employees	8	X	X	X
	Establishments with 5 to 9 employees	1	X	X	X
	Establishments with 10 to 19 employees	—	X	X	X
	Establishments with 20 to 49 employees	6	X	X	X
	Establishments with 50 to 99 employees	2	X	X	X
	Establishments with 100 to 249 employees	4	X	X	X
	Establishments with 250 to 499 employees	—	X	X	X
	Establishments with 500 to 999 employees	—	X	X	X
	Establishments with 1,000 employees or more	2	X	X	X
524126	Direct property and casualty insurance carriers				
	All establishments	20	5 778	159 369	626 644
	Establishments with 1 to 4 employees	6	X	X	X
	Establishments with 5 to 9 employees	—	X	X	X
	Establishments with 10 to 19 employees	—	X	X	X
	Establishments with 20 to 49 employees	6	X	X	X
	Establishments with 50 to 99 employees	2	X	X	X
	Establishments with 100 to 249 employees	4	X	X	X
	Establishments with 250 to 499 employees	—	X	X	X
	Establishments with 500 to 999 employees	—	X	X	X
	Establishments with 1,000 employees or more	2	X	X	X
52413	Reinsurance carriers				
	All establishments	4	e	D	D
	Establishments with 1 to 4 employees	2	X	X	X
	Establishments with 5 to 9 employees	—	X	X	X
	Establishments with 10 to 19 employees	—	X	X	X
	Establishments with 20 to 49 employees	—	X	X	X
	Establishments with 50 to 99 employees	—	X	X	X
	Establishments with 100 to 249 employees	2	X	X	X
	Establishments with 250 to 499 employees	—	X	X	X
	Establishments with 500 to 999 employees	—	X	X	X
	Establishments with 1,000 employees or more	—	X	X	X

See footnotes at end of table.

Table 5. Establishments, Employees, and Payroll by Industry and Employment Size of Establishments by County: 2004—Con.

[Excludes most government employees, railroad employees, and self-employed persons. Size class 1 to 4 employees includes establishments having payroll, but no employees, during mid-March pay period. For meaning of abbreviations and symbols, see introductory text. For explanation of terms, see Appendix A. For statement on reliability, see the note at the end of the table and Appendix C]

NAICS code	Geography, kind of business, and employment size class	Establishments (number)	Paid employees for pay period including March 12 (number)	First-quarter payroll (\$1,000)	Annual payroll (\$1,000)
52	SOMERSET—Con.				
	Finance and insurance—Con.				
524	Insurance carriers and related activities—Con.				
5241	Insurance carriers—Con.				
52413	Reinsurance carriers—Con.				
524130	Reinsurance carriers				
	All establishments	4	e	D	D
	Establishments with 1 to 4 employees	2	X	X	X
	Establishments with 5 to 9 employees	—	X	X	X
	Establishments with 10 to 19 employees	—	X	X	X
	Establishments with 20 to 49 employees	—	X	X	X
	Establishments with 50 to 99 employees	—	X	X	X
	Establishments with 100 to 249 employees	2	X	X	X
	Establishments with 250 to 499 employees	—	X	X	X
	Establishments with 500 to 999 employees	—	X	X	X
	Establishments with 1,000 employees or more	—	X	X	X
5242	Agencies, brokerages, and other insurance related activities				
	All establishments	136	1 170	22 643	93 553
	Establishments with 1 to 4 employees	88	X	X	X
	Establishments with 5 to 9 employees	23	X	X	X
	Establishments with 10 to 19 employees	19	X	X	X
	Establishments with 20 to 49 employees	2	X	X	X
	Establishments with 50 to 99 employees	2	X	X	X
	Establishments with 100 to 249 employees	2	X	X	X
	Establishments with 250 to 499 employees	—	X	X	X
	Establishments with 500 to 999 employees	—	X	X	X
	Establishments with 1,000 employees or more	—	X	X	X
52421	Insurance agencies and brokerages				
	All establishments	119	896	16 374	65 866
	Establishments with 1 to 4 employees	74	X	X	X
	Establishments with 5 to 9 employees	23	X	X	X
	Establishments with 10 to 19 employees	17	X	X	X
	Establishments with 20 to 49 employees	2	X	X	X
	Establishments with 50 to 99 employees	2	X	X	X
	Establishments with 100 to 249 employees	1	X	X	X
	Establishments with 250 to 499 employees	—	X	X	X
	Establishments with 500 to 999 employees	—	X	X	X
	Establishments with 1,000 employees or more	—	X	X	X
524210	Insurance agencies and brokerages				
	All establishments	119	896	16 374	65 866
	Establishments with 1 to 4 employees	74	X	X	X
	Establishments with 5 to 9 employees	23	X	X	X
	Establishments with 10 to 19 employees	17	X	X	X
	Establishments with 20 to 49 employees	2	X	X	X
	Establishments with 50 to 99 employees	2	X	X	X
	Establishments with 100 to 249 employees	1	X	X	X
	Establishments with 250 to 499 employees	—	X	X	X
	Establishments with 500 to 999 employees	—	X	X	X
	Establishments with 1,000 employees or more	—	X	X	X
52429	Other insurance related activities				
	All establishments	17	274	6 269	27 687
	Establishments with 1 to 4 employees	14	X	X	X
	Establishments with 5 to 9 employees	—	X	X	X
	Establishments with 10 to 19 employees	2	X	X	X
	Establishments with 20 to 49 employees	—	X	X	X
	Establishments with 50 to 99 employees	—	X	X	X
	Establishments with 100 to 249 employees	1	X	X	X
	Establishments with 250 to 499 employees	—	X	X	X
	Establishments with 500 to 999 employees	—	X	X	X
	Establishments with 1,000 employees or more	—	X	X	X
524292	Third party administration of insurance and pension funds/plans				
	All establishments	6	c	D	D
	Establishments with 1 to 4 employees	4	X	X	X
	Establishments with 5 to 9 employees	—	X	X	X
	Establishments with 10 to 19 employees	1	X	X	X
	Establishments with 20 to 49 employees	—	X	X	X
	Establishments with 50 to 99 employees	—	X	X	X
	Establishments with 100 to 249 employees	1	X	X	X
	Establishments with 250 to 499 employees	—	X	X	X
	Establishments with 500 to 999 employees	—	X	X	X
	Establishments with 1,000 employees or more	—	X	X	X
53	Real estate and rental and leasing				
	All establishments	294	1 873	16 508	72 626
	Establishments with 1 to 4 employees	192	X	X	X
	Establishments with 5 to 9 employees	53	X	X	X
	Establishments with 10 to 19 employees	31	X	X	X
	Establishments with 20 to 49 employees	11	X	X	X
	Establishments with 50 to 99 employees	7	X	X	X
	Establishments with 100 to 249 employees	—	X	X	X
	Establishments with 250 to 499 employees	—	X	X	X
	Establishments with 500 to 999 employees	—	X	X	X
	Establishments with 1,000 employees or more	—	X	X	X

See footnotes at end of table.

Table 5. Establishments, Employees, and Payroll by Industry and Employment Size of Establishments by County: 2004—Con.

[Excludes most government employees, railroad employees, and self-employed persons. Size class 1 to 4 employees includes establishments having payroll, but no employees, during mid-March pay period. For meaning of abbreviations and symbols, see introductory text. For explanation of terms, see Appendix A. For statement on reliability, see the note at the end of the table and Appendix C]

NAICS code	Geography, kind of business, and employment size class	Establishments (number)	Paid employees for pay period including March 12 (number)	First-quarter payroll (\$1,000)	Annual payroll (\$1,000)
	SOMERSET—Con.				
53	Real estate and rental and leasing—Con.				
531	Real estate				
	All establishments	243	1 524	13 902	60 462
	Establishments with 1 to 4 employees	167	X	X	X
	Establishments with 5 to 9 employees	40	X	X	X
	Establishments with 10 to 19 employees	20	X	X	X
	Establishments with 20 to 49 employees	10	X	X	X
	Establishments with 50 to 99 employees	6	X	X	X
	Establishments with 100 to 249 employees	—	X	X	X
	Establishments with 250 to 499 employees	—	X	X	X
	Establishments with 500 to 999 employees	—	X	X	X
	Establishments with 1,000 employees or more	—	X	X	X
5311	Lessors of real estate				
	All establishments	107	596	3 672	15 313
	Establishments with 1 to 4 employees	78	X	X	X
	Establishments with 5 to 9 employees	14	X	X	X
	Establishments with 10 to 19 employees	9	X	X	X
	Establishments with 20 to 49 employees	4	X	X	X
	Establishments with 50 to 99 employees	2	X	X	X
	Establishments with 100 to 249 employees	—	X	X	X
	Establishments with 250 to 499 employees	—	X	X	X
	Establishments with 500 to 999 employees	—	X	X	X
	Establishments with 1,000 employees or more	—	X	X	X
53111	Lessors of residential buildings and dwellings				
	All establishments	61	415	2 589	9 776
	Establishments with 1 to 4 employees	39	X	X	X
	Establishments with 5 to 9 employees	9	X	X	X
	Establishments with 10 to 19 employees	8	X	X	X
	Establishments with 20 to 49 employees	4	X	X	X
	Establishments with 50 to 99 employees	1	X	X	X
	Establishments with 100 to 249 employees	—	X	X	X
	Establishments with 250 to 499 employees	—	X	X	X
	Establishments with 500 to 999 employees	—	X	X	X
	Establishments with 1,000 employees or more	—	X	X	X
531110	Lessors of residential buildings and dwellings				
	All establishments	61	415	2 589	9 776
	Establishments with 1 to 4 employees	39	X	X	X
	Establishments with 5 to 9 employees	9	X	X	X
	Establishments with 10 to 19 employees	8	X	X	X
	Establishments with 20 to 49 employees	4	X	X	X
	Establishments with 50 to 99 employees	1	X	X	X
	Establishments with 100 to 249 employees	—	X	X	X
	Establishments with 250 to 499 employees	—	X	X	X
	Establishments with 500 to 999 employees	—	X	X	X
	Establishments with 1,000 employees or more	—	X	X	X
53112	Lessors of nonresidential buildings (except miniwarehouses)				
	All establishments	32	140	814	4 392
	Establishments with 1 to 4 employees	27	X	X	X
	Establishments with 5 to 9 employees	3	X	X	X
	Establishments with 10 to 19 employees	1	X	X	X
	Establishments with 20 to 49 employees	—	X	X	X
	Establishments with 50 to 99 employees	1	X	X	X
	Establishments with 100 to 249 employees	—	X	X	X
	Establishments with 250 to 499 employees	—	X	X	X
	Establishments with 500 to 999 employees	—	X	X	X
	Establishments with 1,000 employees or more	—	X	X	X
531120	Lessors of nonresidential buildings (except miniwarehouses)				
	All establishments	32	140	814	4 392
	Establishments with 1 to 4 employees	27	X	X	X
	Establishments with 5 to 9 employees	3	X	X	X
	Establishments with 10 to 19 employees	1	X	X	X
	Establishments with 20 to 49 employees	—	X	X	X
	Establishments with 50 to 99 employees	1	X	X	X
	Establishments with 100 to 249 employees	—	X	X	X
	Establishments with 250 to 499 employees	—	X	X	X
	Establishments with 500 to 999 employees	—	X	X	X
	Establishments with 1,000 employees or more	—	X	X	X
5312	Offices of real estate agents and brokers				
	All establishments	71	429	5 038	23 895
	Establishments with 1 to 4 employees	46	X	X	X
	Establishments with 5 to 9 employees	14	X	X	X
	Establishments with 10 to 19 employees	7	X	X	X
	Establishments with 20 to 49 employees	3	X	X	X
	Establishments with 50 to 99 employees	1	X	X	X
	Establishments with 100 to 249 employees	—	X	X	X
	Establishments with 250 to 499 employees	—	X	X	X
	Establishments with 500 to 999 employees	—	X	X	X
	Establishments with 1,000 employees or more	—	X	X	X

See footnotes at end of table.

Table 5. Establishments, Employees, and Payroll by Industry and Employment Size of Establishments by County: 2004—Con.

[Excludes most government employees, railroad employees, and self-employed persons. Size class 1 to 4 employees includes establishments having payroll, but no employees, during mid-March pay period. For meaning of abbreviations and symbols, see introductory text. For explanation of terms, see Appendix A. For statement on reliability, see the note at the end of the table and Appendix C]

NAICS code	Geography, kind of business, and employment size class	Establishments (number)	Paid employees for pay period including March 12 (number)	First-quarter payroll (\$1,000)	Annual payroll (\$1,000)
	SOMERSET—Con.				
53	Real estate and rental and leasing—Con.				
531	Real estate—Con.				
5312	Offices of real estate agents and brokers—Con.				
53121	Offices of real estate agents and brokers				
	All establishments	71	429	5 038	23 895
	Establishments with 1 to 4 employees	46	X	X	X
	Establishments with 5 to 9 employees	14	X	X	X
	Establishments with 10 to 19 employees	7	X	X	X
	Establishments with 20 to 49 employees	3	X	X	X
	Establishments with 50 to 99 employees	1	X	X	X
	Establishments with 100 to 249 employees	—	X	X	X
	Establishments with 250 to 499 employees	—	X	X	X
	Establishments with 500 to 999 employees	—	X	X	X
	Establishments with 1,000 employees or more	—	X	X	X
531210	Offices of real estate agents and brokers				
	All establishments	71	429	5 038	23 895
	Establishments with 1 to 4 employees	46	X	X	X
	Establishments with 5 to 9 employees	14	X	X	X
	Establishments with 10 to 19 employees	7	X	X	X
	Establishments with 20 to 49 employees	3	X	X	X
	Establishments with 50 to 99 employees	1	X	X	X
	Establishments with 100 to 249 employees	—	X	X	X
	Establishments with 250 to 499 employees	—	X	X	X
	Establishments with 500 to 999 employees	—	X	X	X
	Establishments with 1,000 employees or more	—	X	X	X
5313	Activities related to real estate				
	All establishments	65	499	5 192	21 254
	Establishments with 1 to 4 employees	43	X	X	X
	Establishments with 5 to 9 employees	12	X	X	X
	Establishments with 10 to 19 employees	4	X	X	X
	Establishments with 20 to 49 employees	3	X	X	X
	Establishments with 50 to 99 employees	3	X	X	X
	Establishments with 100 to 249 employees	—	X	X	X
	Establishments with 250 to 499 employees	—	X	X	X
	Establishments with 500 to 999 employees	—	X	X	X
	Establishments with 1,000 employees or more	—	X	X	X
53131	Real estate property managers				
	All establishments	40	325	3 714	14 716
	Establishments with 1 to 4 employees	24	X	X	X
	Establishments with 5 to 9 employees	9	X	X	X
	Establishments with 10 to 19 employees	3	X	X	X
	Establishments with 20 to 49 employees	2	X	X	X
	Establishments with 50 to 99 employees	2	X	X	X
	Establishments with 100 to 249 employees	—	X	X	X
	Establishments with 250 to 499 employees	—	X	X	X
	Establishments with 500 to 999 employees	—	X	X	X
	Establishments with 1,000 employees or more	—	X	X	X
531311	Residential property managers				
	All establishments	22	122	1 176	5 067
	Establishments with 1 to 4 employees	13	X	X	X
	Establishments with 5 to 9 employees	6	X	X	X
	Establishments with 10 to 19 employees	2	X	X	X
	Establishments with 20 to 49 employees	1	X	X	X
	Establishments with 50 to 99 employees	—	X	X	X
	Establishments with 100 to 249 employees	—	X	X	X
	Establishments with 250 to 499 employees	—	X	X	X
	Establishments with 500 to 999 employees	—	X	X	X
	Establishments with 1,000 employees or more	—	X	X	X
531312	Nonresidential property managers				
	All establishments	18	203	2 538	9 649
	Establishments with 1 to 4 employees	11	X	X	X
	Establishments with 5 to 9 employees	3	X	X	X
	Establishments with 10 to 19 employees	1	X	X	X
	Establishments with 20 to 49 employees	1	X	X	X
	Establishments with 50 to 99 employees	2	X	X	X
	Establishments with 100 to 249 employees	—	X	X	X
	Establishments with 250 to 499 employees	—	X	X	X
	Establishments with 500 to 999 employees	—	X	X	X
	Establishments with 1,000 employees or more	—	X	X	X
53139	Other activities related to real estate				
	All establishments	13	141	1 205	5 261
	Establishments with 1 to 4 employees	8	X	X	X
	Establishments with 5 to 9 employees	3	X	X	X
	Establishments with 10 to 19 employees	—	X	X	X
	Establishments with 20 to 49 employees	1	X	X	X
	Establishments with 50 to 99 employees	1	X	X	X
	Establishments with 100 to 249 employees	—	X	X	X
	Establishments with 250 to 499 employees	—	X	X	X
	Establishments with 500 to 999 employees	—	X	X	X
	Establishments with 1,000 employees or more	—	X	X	X

See footnotes at end of table.

Table 5. Establishments, Employees, and Payroll by Industry and Employment Size of Establishments by County: 2004—Con.

[Excludes most government employees, railroad employees, and self-employed persons. Size class 1 to 4 employees includes establishments having payroll, but no employees, during mid-March pay period. For meaning of abbreviations and symbols, see introductory text. For explanation of terms, see Appendix A. For statement on reliability, see the note at the end of the table and Appendix C]

NAICS code	Geography, kind of business, and employment size class	Establishments (number)	Paid employees for pay period including March 12 (number)	First-quarter payroll (\$1,000)	Annual payroll (\$1,000)
	SOMERSET—Con.				
53	Real estate and rental and leasing—Con.				
531	Real estate—Con.				
5313	Activities related to real estate—Con.				
53139	Other activities related to real estate—Con.				
531390	Other activities related to real estate				
	All establishments	13	141	1 205	5 261
	Establishments with 1 to 4 employees	8	X	X	X
	Establishments with 5 to 9 employees	3	X	X	X
	Establishments with 10 to 19 employees	—	X	X	X
	Establishments with 20 to 49 employees	1	X	X	X
	Establishments with 50 to 99 employees	1	X	X	X
	Establishments with 100 to 249 employees	—	X	X	X
	Establishments with 250 to 499 employees	—	X	X	X
	Establishments with 500 to 999 employees	—	X	X	X
	Establishments with 1,000 employees or more	—	X	X	X
532	Rental and leasing services				
	All establishments	46	e	D	D
	Establishments with 1 to 4 employees	22	X	X	X
	Establishments with 5 to 9 employees	12	X	X	X
	Establishments with 10 to 19 employees	11	X	X	X
	Establishments with 20 to 49 employees	—	X	X	X
	Establishments with 50 to 99 employees	1	X	X	X
	Establishments with 100 to 249 employees	—	X	X	X
	Establishments with 250 to 499 employees	—	X	X	X
	Establishments with 500 to 999 employees	—	X	X	X
	Establishments with 1,000 employees or more	—	X	X	X
5322	Consumer goods rental				
	All establishments	22	c	D	D
	Establishments with 1 to 4 employees	6	X	X	X
	Establishments with 5 to 9 employees	8	X	X	X
	Establishments with 10 to 19 employees	8	X	X	X
	Establishments with 20 to 49 employees	—	X	X	X
	Establishments with 50 to 99 employees	—	X	X	X
	Establishments with 100 to 249 employees	—	X	X	X
	Establishments with 250 to 499 employees	—	X	X	X
	Establishments with 500 to 999 employees	—	X	X	X
	Establishments with 1,000 employees or more	—	X	X	X
53223	Video tape and disc rental				
	All establishments	17	144	391	1 545
	Establishments with 1 to 4 employees	3	X	X	X
	Establishments with 5 to 9 employees	7	X	X	X
	Establishments with 10 to 19 employees	7	X	X	X
	Establishments with 20 to 49 employees	—	X	X	X
	Establishments with 50 to 99 employees	—	X	X	X
	Establishments with 100 to 249 employees	—	X	X	X
	Establishments with 250 to 499 employees	—	X	X	X
	Establishments with 500 to 999 employees	—	X	X	X
	Establishments with 1,000 employees or more	—	X	X	X
532230	Video tape and disc rental				
	All establishments	17	144	391	1 545
	Establishments with 1 to 4 employees	3	X	X	X
	Establishments with 5 to 9 employees	7	X	X	X
	Establishments with 10 to 19 employees	7	X	X	X
	Establishments with 20 to 49 employees	—	X	X	X
	Establishments with 50 to 99 employees	—	X	X	X
	Establishments with 100 to 249 employees	—	X	X	X
	Establishments with 250 to 499 employees	—	X	X	X
	Establishments with 500 to 999 employees	—	X	X	X
	Establishments with 1,000 employees or more	—	X	X	X
5324	Commercial and industrial machinery and equipment rental and leasing				
	All establishments	12	c	D	D
	Establishments with 1 to 4 employees	7	X	X	X
	Establishments with 5 to 9 employees	2	X	X	X
	Establishments with 10 to 19 employees	2	X	X	X
	Establishments with 20 to 49 employees	—	X	X	X
	Establishments with 50 to 99 employees	1	X	X	X
	Establishments with 100 to 249 employees	—	X	X	X
	Establishments with 250 to 499 employees	—	X	X	X
	Establishments with 500 to 999 employees	—	X	X	X
	Establishments with 1,000 employees or more	—	X	X	X
54	Professional, scientific, and technical services				
	All establishments	1 849	20 844	383 021	1 553 574
	Establishments with 1 to 4 employees	1 321	X	X	X
	Establishments with 5 to 9 employees	227	X	X	X
	Establishments with 10 to 19 employees	151	X	X	X
	Establishments with 20 to 49 employees	91	X	X	X
	Establishments with 50 to 99 employees	24	X	X	X
	Establishments with 100 to 249 employees	24	X	X	X
	Establishments with 250 to 499 employees	8	X	X	X
	Establishments with 500 to 999 employees	1	X	X	X

See footnotes at end of table.

Table 5. Establishments, Employees, and Payroll by Industry and Employment Size of Establishments by County: 2004—Con.

[Excludes most government employees, railroad employees, and self-employed persons. Size class 1 to 4 employees includes establishments having payroll, but no employees, during mid-March pay period. For meaning of abbreviations and symbols, see introductory text. For explanation of terms, see Appendix A. For statement on reliability, see the note at the end of the table and Appendix C]

NAICS code	Geography, kind of business, and employment size class	Establishments (number)	Paid employees for pay period including March 12 (number)	First-quarter payroll (\$1,000)	Annual payroll (\$1,000)
	SOMERSET—Con.				
54	Professional, scientific, and technical services—Con.				
	All establishments—Con.				
	Establishments with 1,000 employees or more	2	X	X	X
541	Professional, scientific, and technical services				
	All establishments	1 849	20 844	383 021	1 553 574
	Establishments with 1 to 4 employees	1 321	X	X	X
	Establishments with 5 to 9 employees	227	X	X	X
	Establishments with 10 to 19 employees	151	X	X	X
	Establishments with 20 to 49 employees	91	X	X	X
	Establishments with 50 to 99 employees	24	X	X	X
	Establishments with 100 to 249 employees	24	X	X	X
	Establishments with 250 to 499 employees	8	X	X	X
	Establishments with 500 to 999 employees	1	X	X	X
	Establishments with 1,000 employees or more	2	X	X	X
5411	Legal services				
	All establishments	243	1 289	17 730	87 761
	Establishments with 1 to 4 employees	175	X	X	X
	Establishments with 5 to 9 employees	42	X	X	X
	Establishments with 10 to 19 employees	15	X	X	X
	Establishments with 20 to 49 employees	8	X	X	X
	Establishments with 50 to 99 employees	3	X	X	X
	Establishments with 100 to 249 employees	—	X	X	X
	Establishments with 250 to 499 employees	—	X	X	X
	Establishments with 500 to 999 employees	—	X	X	X
	Establishments with 1,000 employees or more	—	X	X	X
54111	Offices of lawyers				
	All establishments	224	1 221	17 090	85 180
	Establishments with 1 to 4 employees	161	X	X	X
	Establishments with 5 to 9 employees	39	X	X	X
	Establishments with 10 to 19 employees	13	X	X	X
	Establishments with 20 to 49 employees	8	X	X	X
	Establishments with 50 to 99 employees	3	X	X	X
	Establishments with 100 to 249 employees	—	X	X	X
	Establishments with 250 to 499 employees	—	X	X	X
	Establishments with 500 to 999 employees	—	X	X	X
	Establishments with 1,000 employees or more	—	X	X	X
541110	Offices of lawyers				
	All establishments	224	1 221	17 090	85 180
	Establishments with 1 to 4 employees	161	X	X	X
	Establishments with 5 to 9 employees	39	X	X	X
	Establishments with 10 to 19 employees	13	X	X	X
	Establishments with 20 to 49 employees	8	X	X	X
	Establishments with 50 to 99 employees	3	X	X	X
	Establishments with 100 to 249 employees	—	X	X	X
	Establishments with 250 to 499 employees	—	X	X	X
	Establishments with 500 to 999 employees	—	X	X	X
	Establishments with 1,000 employees or more	—	X	X	X
5412	Accounting, tax preparation, bookkeeping, and payroll services				
	All establishments	144	1 249	15 389	60 257
	Establishments with 1 to 4 employees	96	X	X	X
	Establishments with 5 to 9 employees	23	X	X	X
	Establishments with 10 to 19 employees	13	X	X	X
	Establishments with 20 to 49 employees	8	X	X	X
	Establishments with 50 to 99 employees	2	X	X	X
	Establishments with 100 to 249 employees	2	X	X	X
	Establishments with 250 to 499 employees	—	X	X	X
	Establishments with 500 to 999 employees	—	X	X	X
	Establishments with 1,000 employees or more	—	X	X	X
54121	Accounting, tax preparation, bookkeeping, and payroll services				
	All establishments	144	1 249	15 389	60 257
	Establishments with 1 to 4 employees	96	X	X	X
	Establishments with 5 to 9 employees	23	X	X	X
	Establishments with 10 to 19 employees	13	X	X	X
	Establishments with 20 to 49 employees	8	X	X	X
	Establishments with 50 to 99 employees	2	X	X	X
	Establishments with 100 to 249 employees	2	X	X	X
	Establishments with 250 to 499 employees	—	X	X	X
	Establishments with 500 to 999 employees	—	X	X	X
	Establishments with 1,000 employees or more	—	X	X	X
541211	Offices of certified public accountants				
	All establishments	86	509	6 501	27 305
	Establishments with 1 to 4 employees	54	X	X	X
	Establishments with 5 to 9 employees	17	X	X	X
	Establishments with 10 to 19 employees	10	X	X	X
	Establishments with 20 to 49 employees	4	X	X	X
	Establishments with 50 to 99 employees	1	X	X	X
	Establishments with 100 to 249 employees	—	X	X	X
	Establishments with 250 to 499 employees	—	X	X	X
	Establishments with 500 to 999 employees	—	X	X	X
	Establishments with 1,000 employees or more	—	X	X	X

See footnotes at end of table.

Table 5. Establishments, Employees, and Payroll by Industry and Employment Size of Establishments by County: 2004—Con.

[Excludes most government employees, railroad employees, and self-employed persons. Size class 1 to 4 employees includes establishments having payroll, but no employees, during mid-March pay period. For meaning of abbreviations and symbols, see introductory text. For explanation of terms, see Appendix A. For statement on reliability, see the note at the end of the table and Appendix C]

NAICS code	Geography, kind of business, and employment size class	Establishments (number)	Paid employees for pay period including March 12 (number)	First-quarter payroll (\$1,000)	Annual payroll (\$1,000)
	SOMERSET—Con.				
54	Professional, scientific, and technical services—Con.				
541	Professional, scientific, and technical services—Con.				
5412	Accounting, tax preparation, bookkeeping, and payroll services—Con.				
54121	Accounting, tax preparation, bookkeeping, and payroll services—Con.				
541213	Tax preparation services				
	All establishments	18	190	585	1 483
	Establishments with 1 to 4 employees	12	X	X	X
	Establishments with 5 to 9 employees	1	X	X	X
	Establishments with 10 to 19 employees	2	X	X	X
	Establishments with 20 to 49 employees	2	X	X	X
	Establishments with 50 to 99 employees	1	X	X	X
	Establishments with 100 to 249 employees	—	X	X	X
	Establishments with 250 to 499 employees	—	X	X	X
	Establishments with 500 to 999 employees	—	X	X	X
	Establishments with 1,000 employees or more	—	X	X	X
541214	Payroll services				
	All establishments	6	469	7 642	28 257
	Establishments with 1 to 4 employees	1	X	X	X
	Establishments with 5 to 9 employees	1	X	X	X
	Establishments with 10 to 19 employees	—	X	X	X
	Establishments with 20 to 49 employees	2	X	X	X
	Establishments with 50 to 99 employees	—	X	X	X
	Establishments with 100 to 249 employees	2	X	X	X
	Establishments with 250 to 499 employees	—	X	X	X
	Establishments with 500 to 999 employees	—	X	X	X
	Establishments with 1,000 employees or more	—	X	X	X
5413	Architectural, engineering, and related services				
	All establishments	206	3 716	68 138	260 631
	Establishments with 1 to 4 employees	106	X	X	X
	Establishments with 5 to 9 employees	41	X	X	X
	Establishments with 10 to 19 employees	28	X	X	X
	Establishments with 20 to 49 employees	21	X	X	X
	Establishments with 50 to 99 employees	4	X	X	X
	Establishments with 100 to 249 employees	3	X	X	X
	Establishments with 250 to 499 employees	3	X	X	X
	Establishments with 500 to 999 employees	—	X	X	X
	Establishments with 1,000 employees or more	—	X	X	X
54131	Architectural services				
	All establishments	34	281	3 546	15 959
	Establishments with 1 to 4 employees	18	X	X	X
	Establishments with 5 to 9 employees	10	X	X	X
	Establishments with 10 to 19 employees	1	X	X	X
	Establishments with 20 to 49 employees	5	X	X	X
	Establishments with 50 to 99 employees	—	X	X	X
	Establishments with 100 to 249 employees	—	X	X	X
	Establishments with 250 to 499 employees	—	X	X	X
	Establishments with 500 to 999 employees	—	X	X	X
	Establishments with 1,000 employees or more	—	X	X	X
541310	Architectural services				
	All establishments	34	281	3 546	15 959
	Establishments with 1 to 4 employees	18	X	X	X
	Establishments with 5 to 9 employees	10	X	X	X
	Establishments with 10 to 19 employees	1	X	X	X
	Establishments with 20 to 49 employees	5	X	X	X
	Establishments with 50 to 99 employees	—	X	X	X
	Establishments with 100 to 249 employees	—	X	X	X
	Establishments with 250 to 499 employees	—	X	X	X
	Establishments with 500 to 999 employees	—	X	X	X
	Establishments with 1,000 employees or more	—	X	X	X
54133	Engineering services				
	All establishments	128	3 123	61 466	229 321
	Establishments with 1 to 4 employees	63	X	X	X
	Establishments with 5 to 9 employees	19	X	X	X
	Establishments with 10 to 19 employees	23	X	X	X
	Establishments with 20 to 49 employees	14	X	X	X
	Establishments with 50 to 99 employees	3	X	X	X
	Establishments with 100 to 249 employees	3	X	X	X
	Establishments with 250 to 499 employees	3	X	X	X
	Establishments with 500 to 999 employees	—	X	X	X
	Establishments with 1,000 employees or more	—	X	X	X
541330	Engineering services				
	All establishments	128	3 123	61 466	229 321
	Establishments with 1 to 4 employees	63	X	X	X
	Establishments with 5 to 9 employees	19	X	X	X
	Establishments with 10 to 19 employees	23	X	X	X
	Establishments with 20 to 49 employees	14	X	X	X
	Establishments with 50 to 99 employees	3	X	X	X
	Establishments with 100 to 249 employees	3	X	X	X
	Establishments with 250 to 499 employees	3	X	X	X
	Establishments with 500 to 999 employees	—	X	X	X

See footnotes at end of table.

Table 5. Establishments, Employees, and Payroll by Industry and Employment Size of Establishments by County: 2004—Con.

[Excludes most government employees, railroad employees, and self-employed persons. Size class 1 to 4 employees includes establishments having payroll, but no employees, during mid-March pay period. For meaning of abbreviations and symbols, see introductory text. For explanation of terms, see Appendix A. For statement on reliability, see the note at the end of the table and Appendix C]

NAICS code	Geography, kind of business, and employment size class	Establishments (number)	Paid employees for pay period including March 12 (number)	First-quarter payroll (\$1,000)	Annual payroll (\$1,000)
	SOMERSET—Con.				
54	Professional, scientific, and technical services—Con.				
541	Professional, scientific, and technical services—Con.				
5413	Architectural, engineering, and related services—Con.				
54133	Engineering services—Con.				
541330	Engineering services—Con.				
	All establishments—Con.				
	Establishments with 1,000 employees or more	—	X	X	X
54137	Surveying and mapping (except geophysical) services				
	All establishments	13	141	1 760	8 422
	Establishments with 1 to 4 employees	6	X	X	X
	Establishments with 5 to 9 employees	5	X	X	X
	Establishments with 10 to 19 employees	1	X	X	X
	Establishments with 20 to 49 employees	—	X	X	X
	Establishments with 50 to 99 employees	1	X	X	X
	Establishments with 100 to 249 employees	—	X	X	X
	Establishments with 250 to 499 employees	—	X	X	X
	Establishments with 500 to 999 employees	—	X	X	X
	Establishments with 1,000 employees or more	—	X	X	X
541370	Surveying and mapping (except geophysical) services				
	All establishments	13	141	1 760	8 422
	Establishments with 1 to 4 employees	6	X	X	X
	Establishments with 5 to 9 employees	5	X	X	X
	Establishments with 10 to 19 employees	1	X	X	X
	Establishments with 20 to 49 employees	—	X	X	X
	Establishments with 50 to 99 employees	1	X	X	X
	Establishments with 100 to 249 employees	—	X	X	X
	Establishments with 250 to 499 employees	—	X	X	X
	Establishments with 500 to 999 employees	—	X	X	X
	Establishments with 1,000 employees or more	—	X	X	X
5414	Specialized design services				
	All establishments	48	158	1 211	5 981
	Establishments with 1 to 4 employees	38	X	X	X
	Establishments with 5 to 9 employees	9	X	X	X
	Establishments with 10 to 19 employees	—	X	X	X
	Establishments with 20 to 49 employees	—	X	X	X
	Establishments with 50 to 99 employees	1	X	X	X
	Establishments with 100 to 249 employees	—	X	X	X
	Establishments with 250 to 499 employees	—	X	X	X
	Establishments with 500 to 999 employees	—	X	X	X
	Establishments with 1,000 employees or more	—	X	X	X
5415	Computer systems design and related services				
	All establishments	621	5 099	90 490	340 739
	Establishments with 1 to 4 employees	486	X	X	X
	Establishments with 5 to 9 employees	51	X	X	X
	Establishments with 10 to 19 employees	39	X	X	X
	Establishments with 20 to 49 employees	25	X	X	X
	Establishments with 50 to 99 employees	10	X	X	X
	Establishments with 100 to 249 employees	7	X	X	X
	Establishments with 250 to 499 employees	2	X	X	X
	Establishments with 500 to 999 employees	1	X	X	X
	Establishments with 1,000 employees or more	—	X	X	X
54151	Computer systems design and related services				
	All establishments	621	5 099	90 490	340 739
	Establishments with 1 to 4 employees	486	X	X	X
	Establishments with 5 to 9 employees	51	X	X	X
	Establishments with 10 to 19 employees	39	X	X	X
	Establishments with 20 to 49 employees	25	X	X	X
	Establishments with 50 to 99 employees	10	X	X	X
	Establishments with 100 to 249 employees	7	X	X	X
	Establishments with 250 to 499 employees	2	X	X	X
	Establishments with 500 to 999 employees	1	X	X	X
	Establishments with 1,000 employees or more	—	X	X	X
541511	Custom computer programming services				
	All establishments	303	2 068	38 684	154 504
	Establishments with 1 to 4 employees	239	X	X	X
	Establishments with 5 to 9 employees	23	X	X	X
	Establishments with 10 to 19 employees	15	X	X	X
	Establishments with 20 to 49 employees	16	X	X	X
	Establishments with 50 to 99 employees	8	X	X	X
	Establishments with 100 to 249 employees	1	X	X	X
	Establishments with 250 to 499 employees	1	X	X	X
	Establishments with 500 to 999 employees	—	X	X	X
	Establishments with 1,000 employees or more	—	X	X	X

See footnotes at end of table.

Table 5. Establishments, Employees, and Payroll by Industry and Employment Size of Establishments by County: 2004—Con.

[Excludes most government employees, railroad employees, and self-employed persons. Size class 1 to 4 employees includes establishments having payroll, but no employees, during mid-March pay period. For meaning of abbreviations and symbols, see introductory text. For explanation of terms, see Appendix A. For statement on reliability, see the note at the end of the table and Appendix C]

NAICS code	Geography, kind of business, and employment size class	Establishments (number)	Paid employees for pay period including March 12 (number)	First-quarter payroll (\$1,000)	Annual payroll (\$1,000)
SOMERSET—Con.					
54	Professional, scientific, and technical services—Con.				
541	Professional, scientific, and technical services—Con.				
5415	Computer systems design and related services—Con.				
54151	Computer systems design and related services—Con.				
541512	Computer systems design services				
	All establishments	212	1 419	23 693	94 515
	Establishments with 1 to 4 employees	166	X	X	X
	Establishments with 5 to 9 employees	19	X	X	X
	Establishments with 10 to 19 employees	15	X	X	X
	Establishments with 20 to 49 employees	8	X	X	X
	Establishments with 50 to 99 employees	1	X	X	X
	Establishments with 100 to 249 employees	2	X	X	X
	Establishments with 250 to 499 employees	1	X	X	X
	Establishments with 500 to 999 employees	—	X	X	X
	Establishments with 1,000 employees or more	—	X	X	X
541513	Computer facilities management services				
	All establishments	26	1 020	19 006	49 963
	Establishments with 1 to 4 employees	17	X	X	X
	Establishments with 5 to 9 employees	4	X	X	X
	Establishments with 10 to 19 employees	2	X	X	X
	Establishments with 20 to 49 employees	—	X	X	X
	Establishments with 50 to 99 employees	1	X	X	X
	Establishments with 100 to 249 employees	1	X	X	X
	Establishments with 250 to 499 employees	—	X	X	X
	Establishments with 500 to 999 employees	1	X	X	X
	Establishments with 1,000 employees or more	—	X	X	X
541519	Other computer related services				
	All establishments	80	592	9 107	41 757
	Establishments with 1 to 4 employees	64	X	X	X
	Establishments with 5 to 9 employees	5	X	X	X
	Establishments with 10 to 19 employees	7	X	X	X
	Establishments with 20 to 49 employees	1	X	X	X
	Establishments with 50 to 99 employees	—	X	X	X
	Establishments with 100 to 249 employees	3	X	X	X
	Establishments with 250 to 499 employees	—	X	X	X
	Establishments with 500 to 999 employees	—	X	X	X
	Establishments with 1,000 employees or more	—	X	X	X
5416	Management, scientific, and technical consulting services				
	All establishments	356	4 736	76 469	342 036
	Establishments with 1 to 4 employees	282	X	X	X
	Establishments with 5 to 9 employees	27	X	X	X
	Establishments with 10 to 19 employees	27	X	X	X
	Establishments with 20 to 49 employees	10	X	X	X
	Establishments with 50 to 99 employees	2	X	X	X
	Establishments with 100 to 249 employees	6	X	X	X
	Establishments with 250 to 499 employees	1	X	X	X
	Establishments with 500 to 999 employees	—	X	X	X
	Establishments with 1,000 employees or more	1	X	X	X
54161	Management consulting services				
	All establishments	292	4 485	73 396	327 961
	Establishments with 1 to 4 employees	232	X	X	X
	Establishments with 5 to 9 employees	21	X	X	X
	Establishments with 10 to 19 employees	22	X	X	X
	Establishments with 20 to 49 employees	7	X	X	X
	Establishments with 50 to 99 employees	2	X	X	X
	Establishments with 100 to 249 employees	6	X	X	X
	Establishments with 250 to 499 employees	1	X	X	X
	Establishments with 500 to 999 employees	—	X	X	X
	Establishments with 1,000 employees or more	1	X	X	X
541611	Administrative management and general management consulting services				
	All establishments	122	1 064	23 403	96 847
	Establishments with 1 to 4 employees	101	X	X	X
	Establishments with 5 to 9 employees	7	X	X	X
	Establishments with 10 to 19 employees	8	X	X	X
	Establishments with 20 to 49 employees	2	X	X	X
	Establishments with 50 to 99 employees	—	X	X	X
	Establishments with 100 to 249 employees	3	X	X	X
	Establishments with 250 to 499 employees	1	X	X	X
	Establishments with 500 to 999 employees	—	X	X	X
	Establishments with 1,000 employees or more	—	X	X	X
541612	Human resources and executive search consulting services				
	All establishments	51	150	4 408	18 656
	Establishments with 1 to 4 employees	42	X	X	X
	Establishments with 5 to 9 employees	4	X	X	X
	Establishments with 10 to 19 employees	4	X	X	X
	Establishments with 20 to 49 employees	1	X	X	X
	Establishments with 50 to 99 employees	—	X	X	X
	Establishments with 100 to 249 employees	—	X	X	X
	Establishments with 250 to 499 employees	—	X	X	X

See footnotes at end of table.

Table 5. Establishments, Employees, and Payroll by Industry and Employment Size of Establishments by County: 2004—Con.

[Excludes most government employees, railroad employees, and self-employed persons. Size class 1 to 4 employees includes establishments having payroll, but no employees, during mid-March pay period. For meaning of abbreviations and symbols, see introductory text. For explanation of terms, see Appendix A. For statement on reliability, see the note at the end of the table and Appendix C]

NAICS code	Geography, kind of business, and employment size class	Establishments (number)	Paid employees for pay period including March 12 (number)	First-quarter payroll (\$1,000)	Annual payroll (\$1,000)
	SOMERSET—Con.				
54	Professional, scientific, and technical services—Con.				
541	Professional, scientific, and technical services—Con.				
5416	Management, scientific, and technical consulting services—Con.				
54161	Management consulting services—Con.				
541612	Human resources and executive search consulting services—Con.				
	All establishments—Con.				
	Establishments with 500 to 999 employees	—	X	X	X
	Establishments with 1,000 employees or more	—	X	X	X
541613	Marketing consulting services				
	All establishments	64	2 960	42 443	198 139
	Establishments with 1 to 4 employees	44	X	X	X
	Establishments with 5 to 9 employees	5	X	X	X
	Establishments with 10 to 19 employees	8	X	X	X
	Establishments with 20 to 49 employees	2	X	X	X
	Establishments with 50 to 99 employees	2	X	X	X
	Establishments with 100 to 249 employees	2	X	X	X
	Establishments with 250 to 499 employees	—	X	X	X
	Establishments with 500 to 999 employees	—	X	X	X
	Establishments with 1,000 employees or more	1	X	X	X
541614	Process, physical distribution, and logistics consulting services				
	All establishments	38	280	2 707	11 825
	Establishments with 1 to 4 employees	29	X	X	X
	Establishments with 5 to 9 employees	4	X	X	X
	Establishments with 10 to 19 employees	2	X	X	X
	Establishments with 20 to 49 employees	2	X	X	X
	Establishments with 50 to 99 employees	—	X	X	X
	Establishments with 100 to 249 employees	1	X	X	X
	Establishments with 250 to 499 employees	—	X	X	X
	Establishments with 500 to 999 employees	—	X	X	X
	Establishments with 1,000 employees or more	—	X	X	X
54162	Environmental consulting services				
	All establishments	22	110	1 465	6 107
	Establishments with 1 to 4 employees	14	X	X	X
	Establishments with 5 to 9 employees	4	X	X	X
	Establishments with 10 to 19 employees	3	X	X	X
	Establishments with 20 to 49 employees	1	X	X	X
	Establishments with 50 to 99 employees	—	X	X	X
	Establishments with 100 to 249 employees	—	X	X	X
	Establishments with 250 to 499 employees	—	X	X	X
	Establishments with 500 to 999 employees	—	X	X	X
	Establishments with 1,000 employees or more	—	X	X	X
541620	Environmental consulting services				
	All establishments	22	110	1 465	6 107
	Establishments with 1 to 4 employees	14	X	X	X
	Establishments with 5 to 9 employees	4	X	X	X
	Establishments with 10 to 19 employees	3	X	X	X
	Establishments with 20 to 49 employees	1	X	X	X
	Establishments with 50 to 99 employees	—	X	X	X
	Establishments with 100 to 249 employees	—	X	X	X
	Establishments with 250 to 499 employees	—	X	X	X
	Establishments with 500 to 999 employees	—	X	X	X
	Establishments with 1,000 employees or more	—	X	X	X
54169	Other scientific and technical consulting services				
	All establishments	42	141	1 608	7 968
	Establishments with 1 to 4 employees	36	X	X	X
	Establishments with 5 to 9 employees	2	X	X	X
	Establishments with 10 to 19 employees	2	X	X	X
	Establishments with 20 to 49 employees	2	X	X	X
	Establishments with 50 to 99 employees	—	X	X	X
	Establishments with 100 to 249 employees	—	X	X	X
	Establishments with 250 to 499 employees	—	X	X	X
	Establishments with 500 to 999 employees	—	X	X	X
	Establishments with 1,000 employees or more	—	X	X	X
541690	Other scientific and technical consulting services				
	All establishments	42	141	1 608	7 968
	Establishments with 1 to 4 employees	36	X	X	X
	Establishments with 5 to 9 employees	2	X	X	X
	Establishments with 10 to 19 employees	2	X	X	X
	Establishments with 20 to 49 employees	2	X	X	X
	Establishments with 50 to 99 employees	—	X	X	X
	Establishments with 100 to 249 employees	—	X	X	X
	Establishments with 250 to 499 employees	—	X	X	X
	Establishments with 500 to 999 employees	—	X	X	X
	Establishments with 1,000 employees or more	—	X	X	X

See footnotes at end of table.

Table 5. Establishments, Employees, and Payroll by Industry and Employment Size of Establishments by County: 2004—Con.

[Excludes most government employees, railroad employees, and self-employed persons. Size class 1 to 4 employees includes establishments having payroll, but no employees, during mid-March pay period. For meaning of abbreviations and symbols, see introductory text. For explanation of terms, see Appendix A. For statement on reliability, see the note at the end of the table and Appendix C]

NAICS code	Geography, kind of business, and employment size class	Establishments (number)	Paid employees for pay period including March 12 (number)	First-quarter payroll (\$1,000)	Annual payroll (\$1,000)
SOMERSET—Con.					
54	Professional, scientific, and technical services—Con.				
541	Professional, scientific, and technical services—Con.				
5417	Scientific research and development services				
	All establishments	46	3 220	99 043	390 389
	Establishments with 1 to 4 employees	19	X	X	X
	Establishments with 5 to 9 employees	10	X	X	X
	Establishments with 10 to 19 employees	3	X	X	X
	Establishments with 20 to 49 employees	6	X	X	X
	Establishments with 50 to 99 employees	1	X	X	X
	Establishments with 100 to 249 employees	4	X	X	X
	Establishments with 250 to 499 employees	2	X	X	X
	Establishments with 500 to 999 employees	—	X	X	X
	Establishments with 1,000 employees or more	1	X	X	X
54171	Research and development in the physical, engineering, and life sciences				
	All establishments	43	h	D	D
	Establishments with 1 to 4 employees	17	X	X	X
	Establishments with 5 to 9 employees	10	X	X	X
	Establishments with 10 to 19 employees	3	X	X	X
	Establishments with 20 to 49 employees	5	X	X	X
	Establishments with 50 to 99 employees	1	X	X	X
	Establishments with 100 to 249 employees	4	X	X	X
	Establishments with 250 to 499 employees	2	X	X	X
	Establishments with 500 to 999 employees	—	X	X	X
	Establishments with 1,000 employees or more	1	X	X	X
541710	Research and development in the physical, engineering, and life sciences				
	All establishments	43	h	D	D
	Establishments with 1 to 4 employees	17	X	X	X
	Establishments with 5 to 9 employees	10	X	X	X
	Establishments with 10 to 19 employees	3	X	X	X
	Establishments with 20 to 49 employees	5	X	X	X
	Establishments with 50 to 99 employees	1	X	X	X
	Establishments with 100 to 249 employees	4	X	X	X
	Establishments with 250 to 499 employees	2	X	X	X
	Establishments with 500 to 999 employees	—	X	X	X
	Establishments with 1,000 employees or more	1	X	X	X
5418	Advertising and related services				
	All establishments	65	318	4 286	21 038
	Establishments with 1 to 4 employees	45	X	X	X
	Establishments with 5 to 9 employees	8	X	X	X
	Establishments with 10 to 19 employees	9	X	X	X
	Establishments with 20 to 49 employees	3	X	X	X
	Establishments with 50 to 99 employees	—	X	X	X
	Establishments with 100 to 249 employees	—	X	X	X
	Establishments with 250 to 499 employees	—	X	X	X
	Establishments with 500 to 999 employees	—	X	X	X
	Establishments with 1,000 employees or more	—	X	X	X
54181	Advertising agencies				
	All establishments	25	132	1 750	8 987
	Establishments with 1 to 4 employees	17	X	X	X
	Establishments with 5 to 9 employees	3	X	X	X
	Establishments with 10 to 19 employees	4	X	X	X
	Establishments with 20 to 49 employees	1	X	X	X
	Establishments with 50 to 99 employees	—	X	X	X
	Establishments with 100 to 249 employees	—	X	X	X
	Establishments with 250 to 499 employees	—	X	X	X
	Establishments with 500 to 999 employees	—	X	X	X
	Establishments with 1,000 employees or more	—	X	X	X
541810	Advertising agencies				
	All establishments	25	132	1 750	8 987
	Establishments with 1 to 4 employees	17	X	X	X
	Establishments with 5 to 9 employees	3	X	X	X
	Establishments with 10 to 19 employees	4	X	X	X
	Establishments with 20 to 49 employees	1	X	X	X
	Establishments with 50 to 99 employees	—	X	X	X
	Establishments with 100 to 249 employees	—	X	X	X
	Establishments with 250 to 499 employees	—	X	X	X
	Establishments with 500 to 999 employees	—	X	X	X
	Establishments with 1,000 employees or more	—	X	X	X
5419	Other professional, scientific, and technical services				
	All establishments	120	1 059	10 265	44 742
	Establishments with 1 to 4 employees	74	X	X	X
	Establishments with 5 to 9 employees	16	X	X	X
	Establishments with 10 to 19 employees	17	X	X	X
	Establishments with 20 to 49 employees	10	X	X	X
	Establishments with 50 to 99 employees	1	X	X	X
	Establishments with 100 to 249 employees	2	X	X	X
	Establishments with 250 to 499 employees	—	X	X	X
	Establishments with 500 to 999 employees	—	X	X	X
	Establishments with 1,000 employees or more	—	X	X	X

See footnotes at end of table.

Table 5. Establishments, Employees, and Payroll by Industry and Employment Size of Establishments by County: 2004—Con.

[Excludes most government employees, railroad employees, and self-employed persons. Size class 1 to 4 employees includes establishments having payroll, but no employees, during mid-March pay period. For meaning of abbreviations and symbols, see introductory text. For explanation of terms, see Appendix A. For statement on reliability, see the note at the end of the table and Appendix C]

NAICS code	Geography, kind of business, and employment size class	Establishments (number)	Paid employees for pay period including March 12 (number)	First-quarter payroll (\$1,000)	Annual payroll (\$1,000)
	SOMERSET—Con.				
54	Professional, scientific, and technical services—Con.				
541	Professional, scientific, and technical services—Con.				
5419	Other professional, scientific, and technical services—Con.				
54191	Marketing research and public opinion polling				
	All establishments	33	621	6 767	29 105
	Establishments with 1 to 4 employees	18	X	X	X
	Establishments with 5 to 9 employees	2	X	X	X
	Establishments with 10 to 19 employees	3	X	X	X
	Establishments with 20 to 49 employees	7	X	X	X
	Establishments with 50 to 99 employees	1	X	X	X
	Establishments with 100 to 249 employees	2	X	X	X
	Establishments with 250 to 499 employees	—	X	X	X
	Establishments with 500 to 999 employees	—	X	X	X
	Establishments with 1,000 employees or more	—	X	X	X
541910	Marketing research and public opinion polling				
	All establishments	33	621	6 767	29 105
	Establishments with 1 to 4 employees	18	X	X	X
	Establishments with 5 to 9 employees	2	X	X	X
	Establishments with 10 to 19 employees	3	X	X	X
	Establishments with 20 to 49 employees	7	X	X	X
	Establishments with 50 to 99 employees	1	X	X	X
	Establishments with 100 to 249 employees	2	X	X	X
	Establishments with 250 to 499 employees	—	X	X	X
	Establishments with 500 to 999 employees	—	X	X	X
	Establishments with 1,000 employees or more	—	X	X	X
54194	Veterinary services				
	All establishments	25	264	1 871	9 452
	Establishments with 1 to 4 employees	4	X	X	X
	Establishments with 5 to 9 employees	10	X	X	X
	Establishments with 10 to 19 employees	8	X	X	X
	Establishments with 20 to 49 employees	3	X	X	X
	Establishments with 50 to 99 employees	—	X	X	X
	Establishments with 100 to 249 employees	—	X	X	X
	Establishments with 250 to 499 employees	—	X	X	X
	Establishments with 500 to 999 employees	—	X	X	X
	Establishments with 1,000 employees or more	—	X	X	X
541940	Veterinary services				
	All establishments	25	264	1 871	9 452
	Establishments with 1 to 4 employees	4	X	X	X
	Establishments with 5 to 9 employees	10	X	X	X
	Establishments with 10 to 19 employees	8	X	X	X
	Establishments with 20 to 49 employees	3	X	X	X
	Establishments with 50 to 99 employees	—	X	X	X
	Establishments with 100 to 249 employees	—	X	X	X
	Establishments with 250 to 499 employees	—	X	X	X
	Establishments with 500 to 999 employees	—	X	X	X
	Establishments with 1,000 employees or more	—	X	X	X
55	Management of companies and enterprises				
	All establishments	85	10 825	334 877	1 155 645
	Establishments with 1 to 4 employees	26	X	X	X
	Establishments with 5 to 9 employees	8	X	X	X
	Establishments with 10 to 19 employees	18	X	X	X
	Establishments with 20 to 49 employees	10	X	X	X
	Establishments with 50 to 99 employees	6	X	X	X
	Establishments with 100 to 249 employees	7	X	X	X
	Establishments with 250 to 499 employees	2	X	X	X
	Establishments with 500 to 999 employees	5	X	X	X
	Establishments with 1,000 employees or more	3	X	X	X
551	Management of companies and enterprises				
	All establishments	85	10 825	334 877	1 155 645
	Establishments with 1 to 4 employees	26	X	X	X
	Establishments with 5 to 9 employees	8	X	X	X
	Establishments with 10 to 19 employees	18	X	X	X
	Establishments with 20 to 49 employees	10	X	X	X
	Establishments with 50 to 99 employees	6	X	X	X
	Establishments with 100 to 249 employees	7	X	X	X
	Establishments with 250 to 499 employees	2	X	X	X
	Establishments with 500 to 999 employees	5	X	X	X
	Establishments with 1,000 employees or more	3	X	X	X
5511	Management of companies and enterprises				
	All establishments	85	10 825	334 877	1 155 645
	Establishments with 1 to 4 employees	26	X	X	X
	Establishments with 5 to 9 employees	8	X	X	X
	Establishments with 10 to 19 employees	18	X	X	X
	Establishments with 20 to 49 employees	10	X	X	X
	Establishments with 50 to 99 employees	6	X	X	X
	Establishments with 100 to 249 employees	7	X	X	X
	Establishments with 250 to 499 employees	2	X	X	X
	Establishments with 500 to 999 employees	5	X	X	X
	Establishments with 1,000 employees or more	3	X	X	X

See footnotes at end of table.

Table 5. Establishments, Employees, and Payroll by Industry and Employment Size of Establishments by County: 2004—Con.

[Excludes most government employees, railroad employees, and self-employed persons. Size class 1 to 4 employees includes establishments having payroll, but no employees, during mid-March pay period. For meaning of abbreviations and symbols, see introductory text. For explanation of terms, see Appendix A. For statement on reliability, see the note at the end of the table and Appendix C]

NAICS code	Geography, kind of business, and employment size class	Establishments (number)	Paid employees for pay period including March 12 (number)	First-quarter payroll (\$1,000)	Annual payroll (\$1,000)
	SOMERSET—Con.				
55	Management of companies and enterprises—Con.				
551	Management of companies and enterprises—Con.				
5511	Management of companies and enterprises—Con.				
55111	Management of companies and enterprises				
	All establishments	85	10 825	334 877	1 155 645
	Establishments with 1 to 4 employees	26	X	X	X
	Establishments with 5 to 9 employees	8	X	X	X
	Establishments with 10 to 19 employees	18	X	X	X
	Establishments with 20 to 49 employees	10	X	X	X
	Establishments with 50 to 99 employees	6	X	X	X
	Establishments with 100 to 249 employees	7	X	X	X
	Establishments with 250 to 499 employees	2	X	X	X
	Establishments with 500 to 999 employees	5	X	X	X
	Establishments with 1,000 employees or more	3	X	X	X
55112	Offices of other holding companies				
	All establishments	16	e	D	D
	Establishments with 1 to 4 employees	6	X	X	X
	Establishments with 5 to 9 employees	1	X	X	X
	Establishments with 10 to 19 employees	5	X	X	X
	Establishments with 20 to 49 employees	2	X	X	X
	Establishments with 50 to 99 employees	—	X	X	X
	Establishments with 100 to 249 employees	2	X	X	X
	Establishments with 250 to 499 employees	—	X	X	X
	Establishments with 500 to 999 employees	—	X	X	X
	Establishments with 1,000 employees or more	—	X	X	X
55114	Corporate, subsidiary, and regional managing offices				
	All establishments	68	10 403	314 788	1 089 997
	Establishments with 1 to 4 employees	20	X	X	X
	Establishments with 5 to 9 employees	7	X	X	X
	Establishments with 10 to 19 employees	12	X	X	X
	Establishments with 20 to 49 employees	8	X	X	X
	Establishments with 50 to 99 employees	6	X	X	X
	Establishments with 100 to 249 employees	5	X	X	X
	Establishments with 250 to 499 employees	2	X	X	X
	Establishments with 500 to 999 employees	3	X	X	X
	Establishments with 1,000 employees or more	3	X	X	X
56	Administrative and support and waste management and remediation services				
	All establishments	579	8 774	96 299	382 301
	Establishments with 1 to 4 employees	366	X	X	X
	Establishments with 5 to 9 employees	101	X	X	X
	Establishments with 10 to 19 employees	35	X	X	X
	Establishments with 20 to 49 employees	37	X	X	X
	Establishments with 50 to 99 employees	22	X	X	X
	Establishments with 100 to 249 employees	12	X	X	X
	Establishments with 250 to 499 employees	4	X	X	X
	Establishments with 500 to 999 employees	2	X	X	X
	Establishments with 1,000 employees or more	—	X	X	X
561	Administrative and support services				
	All establishments	564	8 637	94 991	376 884
	Establishments with 1 to 4 employees	357	X	X	X
	Establishments with 5 to 9 employees	98	X	X	X
	Establishments with 10 to 19 employees	34	X	X	X
	Establishments with 20 to 49 employees	36	X	X	X
	Establishments with 50 to 99 employees	21	X	X	X
	Establishments with 100 to 249 employees	12	X	X	X
	Establishments with 250 to 499 employees	4	X	X	X
	Establishments with 500 to 999 employees	2	X	X	X
	Establishments with 1,000 employees or more	—	X	X	X
5611	Office administrative services				
	All establishments	41	988	40 794	118 305
	Establishments with 1 to 4 employees	21	X	X	X
	Establishments with 5 to 9 employees	6	X	X	X
	Establishments with 10 to 19 employees	5	X	X	X
	Establishments with 20 to 49 employees	4	X	X	X
	Establishments with 50 to 99 employees	2	X	X	X
	Establishments with 100 to 249 employees	3	X	X	X
	Establishments with 250 to 499 employees	—	X	X	X
	Establishments with 500 to 999 employees	—	X	X	X
	Establishments with 1,000 employees or more	—	X	X	X
56111	Office administrative services				
	All establishments	41	988	40 794	118 305
	Establishments with 1 to 4 employees	21	X	X	X
	Establishments with 5 to 9 employees	6	X	X	X
	Establishments with 10 to 19 employees	5	X	X	X
	Establishments with 20 to 49 employees	4	X	X	X
	Establishments with 50 to 99 employees	2	X	X	X
	Establishments with 100 to 249 employees	3	X	X	X
	Establishments with 250 to 499 employees	—	X	X	X
	Establishments with 500 to 999 employees	—	X	X	X
	Establishments with 1,000 employees or more	—	X	X	X

See footnotes at end of table.

Table 5. Establishments, Employees, and Payroll by Industry and Employment Size of Establishments by County: 2004—Con.

[Excludes most government employees, railroad employees, and self-employed persons. Size class 1 to 4 employees includes establishments having payroll, but no employees, during mid-March pay period. For meaning of abbreviations and symbols, see introductory text. For explanation of terms, see Appendix A. For statement on reliability, see the note at the end of the table and Appendix C]

NAICS code	Geography, kind of business, and employment size class	Establishments (number)	Paid employees for pay period including March 12 (number)	First-quarter payroll (\$1,000)	Annual payroll (\$1,000)
SOMERSET—Con.					
56	Administrative and support and waste management and remediation services—Con.				
561	Administrative and support services—Con.				
5611	Office administrative services—Con.				
56111	Office administrative services—Con.				
561110	Office administrative services				
	All establishments	41	988	40 794	118 305
	Establishments with 1 to 4 employees	21	X	X	X
	Establishments with 5 to 9 employees	6	X	X	X
	Establishments with 10 to 19 employees	5	X	X	X
	Establishments with 20 to 49 employees	4	X	X	X
	Establishments with 50 to 99 employees	2	X	X	X
	Establishments with 100 to 249 employees	3	X	X	X
	Establishments with 250 to 499 employees	—	X	X	X
	Establishments with 500 to 999 employees	—	X	X	X
	Establishments with 1,000 employees or more	—	X	X	X
5613	Employment services				
	All establishments	81	3 494	28 458	118 655
	Establishments with 1 to 4 employees	37	X	X	X
	Establishments with 5 to 9 employees	7	X	X	X
	Establishments with 10 to 19 employees	4	X	X	X
	Establishments with 20 to 49 employees	11	X	X	X
	Establishments with 50 to 99 employees	14	X	X	X
	Establishments with 100 to 249 employees	5	X	X	X
	Establishments with 250 to 499 employees	2	X	X	X
	Establishments with 500 to 999 employees	1	X	X	X
	Establishments with 1,000 employees or more	—	X	X	X
56132	Temporary help services				
	All establishments	59	3 323	27 018	111 922
	Establishments with 1 to 4 employees	23	X	X	X
	Establishments with 5 to 9 employees	4	X	X	X
	Establishments with 10 to 19 employees	1	X	X	X
	Establishments with 20 to 49 employees	10	X	X	X
	Establishments with 50 to 99 employees	13	X	X	X
	Establishments with 100 to 249 employees	5	X	X	X
	Establishments with 250 to 499 employees	2	X	X	X
	Establishments with 500 to 999 employees	1	X	X	X
	Establishments with 1,000 employees or more	—	X	X	X
561320	Temporary help services				
	All establishments	59	3 323	27 018	111 922
	Establishments with 1 to 4 employees	23	X	X	X
	Establishments with 5 to 9 employees	4	X	X	X
	Establishments with 10 to 19 employees	1	X	X	X
	Establishments with 20 to 49 employees	10	X	X	X
	Establishments with 50 to 99 employees	13	X	X	X
	Establishments with 100 to 249 employees	5	X	X	X
	Establishments with 250 to 499 employees	2	X	X	X
	Establishments with 500 to 999 employees	1	X	X	X
	Establishments with 1,000 employees or more	—	X	X	X
56133	Professional employer organizations				
	All establishments	7	103	913	4 145
	Establishments with 1 to 4 employees	3	X	X	X
	Establishments with 5 to 9 employees	1	X	X	X
	Establishments with 10 to 19 employees	2	X	X	X
	Establishments with 20 to 49 employees	—	X	X	X
	Establishments with 50 to 99 employees	1	X	X	X
	Establishments with 100 to 249 employees	—	X	X	X
	Establishments with 250 to 499 employees	—	X	X	X
	Establishments with 500 to 999 employees	—	X	X	X
	Establishments with 1,000 employees or more	—	X	X	X
561330	Professional employer organizations				
	All establishments	7	103	913	4 145
	Establishments with 1 to 4 employees	3	X	X	X
	Establishments with 5 to 9 employees	1	X	X	X
	Establishments with 10 to 19 employees	2	X	X	X
	Establishments with 20 to 49 employees	—	X	X	X
	Establishments with 50 to 99 employees	1	X	X	X
	Establishments with 100 to 249 employees	—	X	X	X
	Establishments with 250 to 499 employees	—	X	X	X
	Establishments with 500 to 999 employees	—	X	X	X
	Establishments with 1,000 employees or more	—	X	X	X
5614	Business support services				
	All establishments	33	186	1 426	7 762
	Establishments with 1 to 4 employees	21	X	X	X
	Establishments with 5 to 9 employees	8	X	X	X
	Establishments with 10 to 19 employees	2	X	X	X
	Establishments with 20 to 49 employees	2	X	X	X
	Establishments with 50 to 99 employees	—	X	X	X
	Establishments with 100 to 249 employees	—	X	X	X
	Establishments with 250 to 499 employees	—	X	X	X

See footnotes at end of table.

Table 5. Establishments, Employees, and Payroll by Industry and Employment Size of Establishments by County: 2004—Con.

[Excludes most government employees, railroad employees, and self-employed persons. Size class 1 to 4 employees includes establishments having payroll, but no employees, during mid-March pay period. For meaning of abbreviations and symbols, see introductory text. For explanation of terms, see Appendix A. For statement on reliability, see the note at the end of the table and Appendix C]

NAICS code	Geography, kind of business, and employment size class	Establishments (number)	Paid employees for pay period including March 12 (number)	First-quarter payroll (\$1,000)	Annual payroll (\$1,000)
	SOMERSET—Con.				
56	Administrative and support and waste management and remediation services—Con.				
561	Administrative and support services—Con.				
5614	Business support services—Con.				
	All establishments—Con.				
	Establishments with 500 to 999 employees	—	X	X	X
	Establishments with 1,000 employees or more	—	X	X	X
5615	Travel arrangement and reservation services				
	All establishments	47	263	2 370	8 732
	Establishments with 1 to 4 employees	29	X	X	X
	Establishments with 5 to 9 employees	13	X	X	X
	Establishments with 10 to 19 employees	3	X	X	X
	Establishments with 20 to 49 employees	2	X	X	X
	Establishments with 50 to 99 employees	—	X	X	X
	Establishments with 100 to 249 employees	—	X	X	X
	Establishments with 250 to 499 employees	—	X	X	X
	Establishments with 500 to 999 employees	—	X	X	X
	Establishments with 1,000 employees or more	—	X	X	X
56151	Travel agencies				
	All establishments	42	190	1 860	7 337
	Establishments with 1 to 4 employees	27	X	X	X
	Establishments with 5 to 9 employees	12	X	X	X
	Establishments with 10 to 19 employees	2	X	X	X
	Establishments with 20 to 49 employees	1	X	X	X
	Establishments with 50 to 99 employees	—	X	X	X
	Establishments with 100 to 249 employees	—	X	X	X
	Establishments with 250 to 499 employees	—	X	X	X
	Establishments with 500 to 999 employees	—	X	X	X
	Establishments with 1,000 employees or more	—	X	X	X
561510	Travel agencies				
	All establishments	42	190	1 860	7 337
	Establishments with 1 to 4 employees	27	X	X	X
	Establishments with 5 to 9 employees	12	X	X	X
	Establishments with 10 to 19 employees	2	X	X	X
	Establishments with 20 to 49 employees	1	X	X	X
	Establishments with 50 to 99 employees	—	X	X	X
	Establishments with 100 to 249 employees	—	X	X	X
	Establishments with 250 to 499 employees	—	X	X	X
	Establishments with 500 to 999 employees	—	X	X	X
	Establishments with 1,000 employees or more	—	X	X	X
5616	Investigation and security services				
	All establishments	34	850	5 323	21 383
	Establishments with 1 to 4 employees	18	X	X	X
	Establishments with 5 to 9 employees	9	X	X	X
	Establishments with 10 to 19 employees	3	X	X	X
	Establishments with 20 to 49 employees	2	X	X	X
	Establishments with 50 to 99 employees	—	X	X	X
	Establishments with 100 to 249 employees	—	X	X	X
	Establishments with 250 to 499 employees	2	X	X	X
	Establishments with 500 to 999 employees	—	X	X	X
	Establishments with 1,000 employees or more	—	X	X	X
56161	Investigation, guard, and armored car services				
	All establishments	11	739	4 059	15 338
	Establishments with 1 to 4 employees	5	X	X	X
	Establishments with 5 to 9 employees	1	X	X	X
	Establishments with 10 to 19 employees	2	X	X	X
	Establishments with 20 to 49 employees	1	X	X	X
	Establishments with 50 to 99 employees	—	X	X	X
	Establishments with 100 to 249 employees	—	X	X	X
	Establishments with 250 to 499 employees	2	X	X	X
	Establishments with 500 to 999 employees	—	X	X	X
	Establishments with 1,000 employees or more	—	X	X	X
561612	Security guards and patrol services				
	All establishments	5	f	D	D
	Establishments with 1 to 4 employees	2	X	X	X
	Establishments with 5 to 9 employees	—	X	X	X
	Establishments with 10 to 19 employees	—	X	X	X
	Establishments with 20 to 49 employees	1	X	X	X
	Establishments with 50 to 99 employees	—	X	X	X
	Establishments with 100 to 249 employees	—	X	X	X
	Establishments with 250 to 499 employees	2	X	X	X
	Establishments with 500 to 999 employees	—	X	X	X
	Establishments with 1,000 employees or more	—	X	X	X
56162	Security systems services				

See footnotes at end of table.

Table 5. Establishments, Employees, and Payroll by Industry and Employment Size of Establishments by County: 2004—Con.

[Excludes most government employees, railroad employees, and self-employed persons. Size class 1 to 4 employees includes establishments having payroll, but no employees, during mid-March pay period. For meaning of abbreviations and symbols, see introductory text. For explanation of terms, see Appendix A. For statement on reliability, see the note at the end of the table and Appendix C]

NAICS code	Geography, kind of business, and employment size class	Establishments (number)	Paid employees for pay period including March 12 (number)	First-quarter payroll (\$1,000)	Annual payroll (\$1,000)
56	SOMERSET—Con.				
	Administrative and support and waste management and remediation services—Con.				
561	Administrative and support services—Con.				
5616	Investigation and security services—Con.				
56162	Security systems services—Con.				
	All establishments	23	111	1 264	6 045
	Establishments with 1 to 4 employees	13	X	X	X
	Establishments with 5 to 9 employees	8	X	X	X
	Establishments with 10 to 19 employees	1	X	X	X
	Establishments with 20 to 49 employees	1	X	X	X
	Establishments with 50 to 99 employees	—	X	X	X
	Establishments with 100 to 249 employees	—	X	X	X
	Establishments with 250 to 499 employees	—	X	X	X
	Establishments with 500 to 999 employees	—	X	X	X
	Establishments with 1,000 employees or more	—	X	X	X
5617	Services to buildings and dwellings				
	All establishments	298	2 504	11 427	80 859
	Establishments with 1 to 4 employees	213	X	X	X
	Establishments with 5 to 9 employees	50	X	X	X
	Establishments with 10 to 19 employees	14	X	X	X
	Establishments with 20 to 49 employees	13	X	X	X
	Establishments with 50 to 99 employees	4	X	X	X
	Establishments with 100 to 249 employees	3	X	X	X
	Establishments with 250 to 499 employees	—	X	X	X
	Establishments with 500 to 999 employees	1	X	X	X
	Establishments with 1,000 employees or more	—	X	X	X
56172	Janitorial services				
	All establishments	55	880	4 196	24 324
	Establishments with 1 to 4 employees	32	X	X	X
	Establishments with 5 to 9 employees	11	X	X	X
	Establishments with 10 to 19 employees	4	X	X	X
	Establishments with 20 to 49 employees	3	X	X	X
	Establishments with 50 to 99 employees	2	X	X	X
	Establishments with 100 to 249 employees	3	X	X	X
	Establishments with 250 to 499 employees	—	X	X	X
	Establishments with 500 to 999 employees	—	X	X	X
	Establishments with 1,000 employees or more	—	X	X	X
561720	Janitorial services				
	All establishments	55	880	4 196	24 324
	Establishments with 1 to 4 employees	32	X	X	X
	Establishments with 5 to 9 employees	11	X	X	X
	Establishments with 10 to 19 employees	4	X	X	X
	Establishments with 20 to 49 employees	3	X	X	X
	Establishments with 50 to 99 employees	2	X	X	X
	Establishments with 100 to 249 employees	3	X	X	X
	Establishments with 250 to 499 employees	—	X	X	X
	Establishments with 500 to 999 employees	—	X	X	X
	Establishments with 1,000 employees or more	—	X	X	X
56173	Landscaping services				
	All establishments	210	1 504	6 517	52 323
	Establishments with 1 to 4 employees	154	X	X	X
	Establishments with 5 to 9 employees	35	X	X	X
	Establishments with 10 to 19 employees	9	X	X	X
	Establishments with 20 to 49 employees	9	X	X	X
	Establishments with 50 to 99 employees	2	X	X	X
	Establishments with 100 to 249 employees	—	X	X	X
	Establishments with 250 to 499 employees	—	X	X	X
	Establishments with 500 to 999 employees	1	X	X	X
	Establishments with 1,000 employees or more	—	X	X	X
561730	Landscaping services				
	All establishments	210	1 504	6 517	52 323
	Establishments with 1 to 4 employees	154	X	X	X
	Establishments with 5 to 9 employees	35	X	X	X
	Establishments with 10 to 19 employees	9	X	X	X
	Establishments with 20 to 49 employees	9	X	X	X
	Establishments with 50 to 99 employees	2	X	X	X
	Establishments with 100 to 249 employees	—	X	X	X
	Establishments with 250 to 499 employees	—	X	X	X
	Establishments with 500 to 999 employees	1	X	X	X
	Establishments with 1,000 employees or more	—	X	X	X
5619	Other support services				
	All establishments	22	277	4 089	15 952
	Establishments with 1 to 4 employees	14	X	X	X
	Establishments with 5 to 9 employees	4	X	X	X
	Establishments with 10 to 19 employees	1	X	X	X
	Establishments with 20 to 49 employees	1	X	X	X
	Establishments with 50 to 99 employees	1	X	X	X
	Establishments with 100 to 249 employees	1	X	X	X
	Establishments with 250 to 499 employees	—	X	X	X
	Establishments with 500 to 999 employees	—	X	X	X
	Establishments with 1,000 employees or more	—	X	X	X

See footnotes at end of table.

Table 5. Establishments, Employees, and Payroll by Industry and Employment Size of Establishments by County: 2004—Con.

[Excludes most government employees, railroad employees, and self-employed persons. Size class 1 to 4 employees includes establishments having payroll, but no employees, during mid-March pay period. For meaning of abbreviations and symbols, see introductory text. For explanation of terms, see Appendix A. For statement on reliability, see the note at the end of the table and Appendix C]

NAICS code	Geography, kind of business, and employment size class	Establishments (number)	Paid employees for pay period including March 12 (number)	First-quarter payroll (\$1,000)	Annual payroll (\$1,000)
	SOMERSET—Con.				
56	Administrative and support and waste management and remediation services—Con.				
561	Administrative and support services—Con.				
5619	Other support services—Con.				
56199	All other support services				
	All establishments	12	253	3 801	14 155
	Establishments with 1 to 4 employees	6	X	X	X
	Establishments with 5 to 9 employees	2	X	X	X
	Establishments with 10 to 19 employees	1	X	X	X
	Establishments with 20 to 49 employees	1	X	X	X
	Establishments with 50 to 99 employees	1	X	X	X
	Establishments with 100 to 249 employees	1	X	X	X
	Establishments with 250 to 499 employees	—	X	X	X
	Establishments with 500 to 999 employees	—	X	X	X
	Establishments with 1,000 employees or more	—	X	X	X
561990	All other support services				
	All establishments	12	253	3 801	14 155
	Establishments with 1 to 4 employees	6	X	X	X
	Establishments with 5 to 9 employees	2	X	X	X
	Establishments with 10 to 19 employees	1	X	X	X
	Establishments with 20 to 49 employees	1	X	X	X
	Establishments with 50 to 99 employees	1	X	X	X
	Establishments with 100 to 249 employees	1	X	X	X
	Establishments with 250 to 499 employees	—	X	X	X
	Establishments with 500 to 999 employees	—	X	X	X
	Establishments with 1,000 employees or more	—	X	X	X
562	Waste management and remediation services				
	All establishments	15	137	1 308	5 417
	Establishments with 1 to 4 employees	9	X	X	X
	Establishments with 5 to 9 employees	3	X	X	X
	Establishments with 10 to 19 employees	1	X	X	X
	Establishments with 20 to 49 employees	1	X	X	X
	Establishments with 50 to 99 employees	1	X	X	X
	Establishments with 100 to 249 employees	—	X	X	X
	Establishments with 250 to 499 employees	—	X	X	X
	Establishments with 500 to 999 employees	—	X	X	X
	Establishments with 1,000 employees or more	—	X	X	X
5629	Remediation and other waste management services				
	All establishments	8	c	D	D
	Establishments with 1 to 4 employees	5	X	X	X
	Establishments with 5 to 9 employees	1	X	X	X
	Establishments with 10 to 19 employees	—	X	X	X
	Establishments with 20 to 49 employees	1	X	X	X
	Establishments with 50 to 99 employees	1	X	X	X
	Establishments with 100 to 249 employees	—	X	X	X
	Establishments with 250 to 499 employees	—	X	X	X
	Establishments with 500 to 999 employees	—	X	X	X
	Establishments with 1,000 employees or more	—	X	X	X
61	Educational services				
	All establishments	152	3 148	23 738	98 037
	Establishments with 1 to 4 employees	70	X	X	X
	Establishments with 5 to 9 employees	22	X	X	X
	Establishments with 10 to 19 employees	28	X	X	X
	Establishments with 20 to 49 employees	19	X	X	X
	Establishments with 50 to 99 employees	6	X	X	X
	Establishments with 100 to 249 employees	6	X	X	X
	Establishments with 250 to 499 employees	—	X	X	X
	Establishments with 500 to 999 employees	1	X	X	X
	Establishments with 1,000 employees or more	—	X	X	X
611	Educational services				
	All establishments	152	3 148	23 738	98 037
	Establishments with 1 to 4 employees	70	X	X	X
	Establishments with 5 to 9 employees	22	X	X	X
	Establishments with 10 to 19 employees	28	X	X	X
	Establishments with 20 to 49 employees	19	X	X	X
	Establishments with 50 to 99 employees	6	X	X	X
	Establishments with 100 to 249 employees	6	X	X	X
	Establishments with 250 to 499 employees	—	X	X	X
	Establishments with 500 to 999 employees	1	X	X	X
	Establishments with 1,000 employees or more	—	X	X	X
6111	Elementary and secondary schools				
	All establishments	27	1 398	12 665	51 912
	Establishments with 1 to 4 employees	1	X	X	X
	Establishments with 5 to 9 employees	2	X	X	X
	Establishments with 10 to 19 employees	4	X	X	X
	Establishments with 20 to 49 employees	11	X	X	X
	Establishments with 50 to 99 employees	4	X	X	X
	Establishments with 100 to 249 employees	5	X	X	X
	Establishments with 250 to 499 employees	—	X	X	X
	Establishments with 500 to 999 employees	—	X	X	X
	Establishments with 1,000 employees or more	—	X	X	X

See footnotes at end of table.

Table 5. Establishments, Employees, and Payroll by Industry and Employment Size of Establishments by County: 2004—Con.

[Excludes most government employees, railroad employees, and self-employed persons. Size class 1 to 4 employees includes establishments having payroll, but no employees, during mid-March pay period. For meaning of abbreviations and symbols, see introductory text. For explanation of terms, see Appendix A. For statement on reliability, see the note at the end of the table and Appendix C]

NAICS code	Geography, kind of business, and employment size class	Establishments (number)	Paid employees for pay period including March 12 (number)	First-quarter payroll (\$1,000)	Annual payroll (\$1,000)
	SOMERSET—Con.				
61	Educational services—Con.				
611	Educational services—Con.				
6111	Elementary and secondary schools—Con.				
61111	Elementary and secondary schools				
	All establishments	27	1 398	12 665	51 912
	Establishments with 1 to 4 employees	1	X	X	X
	Establishments with 5 to 9 employees	2	X	X	X
	Establishments with 10 to 19 employees	4	X	X	X
	Establishments with 20 to 49 employees	11	X	X	X
	Establishments with 50 to 99 employees	4	X	X	X
	Establishments with 100 to 249 employees	5	X	X	X
	Establishments with 250 to 499 employees	—	X	X	X
	Establishments with 500 to 999 employees	—	X	X	X
	Establishments with 1,000 employees or more	—	X	X	X
611110	Elementary and secondary schools				
	All establishments	27	1 398	12 665	51 912
	Establishments with 1 to 4 employees	1	X	X	X
	Establishments with 5 to 9 employees	2	X	X	X
	Establishments with 10 to 19 employees	4	X	X	X
	Establishments with 20 to 49 employees	11	X	X	X
	Establishments with 50 to 99 employees	4	X	X	X
	Establishments with 100 to 249 employees	5	X	X	X
	Establishments with 250 to 499 employees	—	X	X	X
	Establishments with 500 to 999 employees	—	X	X	X
	Establishments with 1,000 employees or more	—	X	X	X
6112	Junior colleges				
	All establishments	2	f	D	D
	Establishments with 1 to 4 employees	1	X	X	X
	Establishments with 5 to 9 employees	—	X	X	X
	Establishments with 10 to 19 employees	—	X	X	X
	Establishments with 20 to 49 employees	—	X	X	X
	Establishments with 50 to 99 employees	—	X	X	X
	Establishments with 100 to 249 employees	—	X	X	X
	Establishments with 250 to 499 employees	—	X	X	X
	Establishments with 500 to 999 employees	1	X	X	X
	Establishments with 1,000 employees or more	—	X	X	X
61121	Junior colleges				
	All establishments	2	f	D	D
	Establishments with 1 to 4 employees	1	X	X	X
	Establishments with 5 to 9 employees	—	X	X	X
	Establishments with 10 to 19 employees	—	X	X	X
	Establishments with 20 to 49 employees	—	X	X	X
	Establishments with 50 to 99 employees	—	X	X	X
	Establishments with 100 to 249 employees	—	X	X	X
	Establishments with 250 to 499 employees	—	X	X	X
	Establishments with 500 to 999 employees	1	X	X	X
	Establishments with 1,000 employees or more	—	X	X	X
611210	Junior colleges				
	All establishments	2	f	D	D
	Establishments with 1 to 4 employees	1	X	X	X
	Establishments with 5 to 9 employees	—	X	X	X
	Establishments with 10 to 19 employees	—	X	X	X
	Establishments with 20 to 49 employees	—	X	X	X
	Establishments with 50 to 99 employees	—	X	X	X
	Establishments with 100 to 249 employees	—	X	X	X
	Establishments with 250 to 499 employees	—	X	X	X
	Establishments with 500 to 999 employees	1	X	X	X
	Establishments with 1,000 employees or more	—	X	X	X
6114	Business schools and computer and management training				
	All establishments	15	c	D	D
	Establishments with 1 to 4 employees	10	X	X	X
	Establishments with 5 to 9 employees	1	X	X	X
	Establishments with 10 to 19 employees	3	X	X	X
	Establishments with 20 to 49 employees	1	X	X	X
	Establishments with 50 to 99 employees	—	X	X	X
	Establishments with 100 to 249 employees	—	X	X	X
	Establishments with 250 to 499 employees	—	X	X	X
	Establishments with 500 to 999 employees	—	X	X	X
	Establishments with 1,000 employees or more	—	X	X	X
6115	Technical and trade schools				
	All establishments	11	110	1 592	6 852
	Establishments with 1 to 4 employees	3	X	X	X
	Establishments with 5 to 9 employees	1	X	X	X
	Establishments with 10 to 19 employees	7	X	X	X
	Establishments with 20 to 49 employees	—	X	X	X
	Establishments with 50 to 99 employees	—	X	X	X
	Establishments with 100 to 249 employees	—	X	X	X
	Establishments with 250 to 499 employees	—	X	X	X
	Establishments with 500 to 999 employees	—	X	X	X
	Establishments with 1,000 employees or more	—	X	X	X

See footnotes at end of table.

Table 5. Establishments, Employees, and Payroll by Industry and Employment Size of Establishments by County: 2004—Con.

[Excludes most government employees, railroad employees, and self-employed persons. Size class 1 to 4 employees includes establishments having payroll, but no employees, during mid-March pay period. For meaning of abbreviations and symbols, see introductory text. For explanation of terms, see Appendix A. For statement on reliability, see the note at the end of the table and Appendix C]

NAICS code	Geography, kind of business, and employment size class	Establishments (number)	Paid employees for pay period including March 12 (number)	First-quarter payroll (\$1,000)	Annual payroll (\$1,000)
SOMERSET—Con.					
61	Educational services—Con.				
611	Educational services—Con.				
6115	Technical and trade schools—Con.				
61151	Technical and trade schools				
	All establishments	11	110	1 592	6 852
	Establishments with 1 to 4 employees	3	X	X	X
	Establishments with 5 to 9 employees	1	X	X	X
	Establishments with 10 to 19 employees	7	X	X	X
	Establishments with 20 to 49 employees	—	X	X	X
	Establishments with 50 to 99 employees	—	X	X	X
	Establishments with 100 to 249 employees	—	X	X	X
	Establishments with 250 to 499 employees	—	X	X	X
	Establishments with 500 to 999 employees	—	X	X	X
	Establishments with 1,000 employees or more	—	X	X	X
6116	Other schools and instruction				
	All establishments	79	524	1 802	8 701
	Establishments with 1 to 4 employees	45	X	X	X
	Establishments with 5 to 9 employees	14	X	X	X
	Establishments with 10 to 19 employees	14	X	X	X
	Establishments with 20 to 49 employees	5	X	X	X
	Establishments with 50 to 99 employees	1	X	X	X
	Establishments with 100 to 249 employees	—	X	X	X
	Establishments with 250 to 499 employees	—	X	X	X
	Establishments with 500 to 999 employees	—	X	X	X
	Establishments with 1,000 employees or more	—	X	X	X
61161	Fine arts schools				
	All establishments	26	247	827	3 266
	Establishments with 1 to 4 employees	13	X	X	X
	Establishments with 5 to 9 employees	2	X	X	X
	Establishments with 10 to 19 employees	8	X	X	X
	Establishments with 20 to 49 employees	2	X	X	X
	Establishments with 50 to 99 employees	1	X	X	X
	Establishments with 100 to 249 employees	—	X	X	X
	Establishments with 250 to 499 employees	—	X	X	X
	Establishments with 500 to 999 employees	—	X	X	X
	Establishments with 1,000 employees or more	—	X	X	X
611610	Fine arts schools				
	All establishments	26	247	827	3 266
	Establishments with 1 to 4 employees	13	X	X	X
	Establishments with 5 to 9 employees	2	X	X	X
	Establishments with 10 to 19 employees	8	X	X	X
	Establishments with 20 to 49 employees	2	X	X	X
	Establishments with 50 to 99 employees	1	X	X	X
	Establishments with 100 to 249 employees	—	X	X	X
	Establishments with 250 to 499 employees	—	X	X	X
	Establishments with 500 to 999 employees	—	X	X	X
	Establishments with 1,000 employees or more	—	X	X	X
61162	Sports and recreation instruction				
	All establishments	27	119	609	3 877
	Establishments with 1 to 4 employees	18	X	X	X
	Establishments with 5 to 9 employees	7	X	X	X
	Establishments with 10 to 19 employees	—	X	X	X
	Establishments with 20 to 49 employees	2	X	X	X
	Establishments with 50 to 99 employees	—	X	X	X
	Establishments with 100 to 249 employees	—	X	X	X
	Establishments with 250 to 499 employees	—	X	X	X
	Establishments with 500 to 999 employees	—	X	X	X
	Establishments with 1,000 employees or more	—	X	X	X
611620	Sports and recreation instruction				
	All establishments	27	119	609	3 877
	Establishments with 1 to 4 employees	18	X	X	X
	Establishments with 5 to 9 employees	7	X	X	X
	Establishments with 10 to 19 employees	—	X	X	X
	Establishments with 20 to 49 employees	2	X	X	X
	Establishments with 50 to 99 employees	—	X	X	X
	Establishments with 100 to 249 employees	—	X	X	X
	Establishments with 250 to 499 employees	—	X	X	X
	Establishments with 500 to 999 employees	—	X	X	X
	Establishments with 1,000 employees or more	—	X	X	X
61169	All other schools and instruction				
	All establishments	20	c	D	D
	Establishments with 1 to 4 employees	12	X	X	X
	Establishments with 5 to 9 employees	3	X	X	X
	Establishments with 10 to 19 employees	4	X	X	X
	Establishments with 20 to 49 employees	1	X	X	X
	Establishments with 50 to 99 employees	—	X	X	X
	Establishments with 100 to 249 employees	—	X	X	X
	Establishments with 250 to 499 employees	—	X	X	X
	Establishments with 500 to 999 employees	—	X	X	X
	Establishments with 1,000 employees or more	—	X	X	X

See footnotes at end of table.

Table 5. Establishments, Employees, and Payroll by Industry and Employment Size of Establishments by County: 2004—Con.

[Excludes most government employees, railroad employees, and self-employed persons. Size class 1 to 4 employees includes establishments having payroll, but no employees, during mid-March pay period. For meaning of abbreviations and symbols, see introductory text. For explanation of terms, see Appendix A. For statement on reliability, see the note at the end of the table and Appendix C]

NAICS code	Geography, kind of business, and employment size class	Establishments (number)	Paid employees for pay period including March 12 (number)	First-quarter payroll (\$1,000)	Annual payroll (\$1,000)
	SOMERSET—Con.				
61	Educational services—Con.				
611	Educational services—Con.				
6117	Educational support services				
	All establishments	16	278	1 710	7 125
	Establishments with 1 to 4 employees	8	X	X	X
	Establishments with 5 to 9 employees	4	X	X	X
	Establishments with 10 to 19 employees	—	X	X	X
	Establishments with 20 to 49 employees	2	X	X	X
	Establishments with 50 to 99 employees	1	X	X	X
	Establishments with 100 to 249 employees	1	X	X	X
	Establishments with 250 to 499 employees	—	X	X	X
	Establishments with 500 to 999 employees	—	X	X	X
	Establishments with 1,000 employees or more	—	X	X	X
61171	Educational support services				
	All establishments	16	278	1 710	7 125
	Establishments with 1 to 4 employees	8	X	X	X
	Establishments with 5 to 9 employees	4	X	X	X
	Establishments with 10 to 19 employees	—	X	X	X
	Establishments with 20 to 49 employees	2	X	X	X
	Establishments with 50 to 99 employees	1	X	X	X
	Establishments with 100 to 249 employees	1	X	X	X
	Establishments with 250 to 499 employees	—	X	X	X
	Establishments with 500 to 999 employees	—	X	X	X
	Establishments with 1,000 employees or more	—	X	X	X
611710	Educational support services				
	All establishments	16	278	1 710	7 125
	Establishments with 1 to 4 employees	8	X	X	X
	Establishments with 5 to 9 employees	4	X	X	X
	Establishments with 10 to 19 employees	—	X	X	X
	Establishments with 20 to 49 employees	2	X	X	X
	Establishments with 50 to 99 employees	1	X	X	X
	Establishments with 100 to 249 employees	1	X	X	X
	Establishments with 250 to 499 employees	—	X	X	X
	Establishments with 500 to 999 employees	—	X	X	X
	Establishments with 1,000 employees or more	—	X	X	X
62	Health care and social assistance				
	All establishments	985	17 071	158 189	698 138
	Establishments with 1 to 4 employees	476	X	X	X
	Establishments with 5 to 9 employees	219	X	X	X
	Establishments with 10 to 19 employees	150	X	X	X
	Establishments with 20 to 49 employees	86	X	X	X
	Establishments with 50 to 99 employees	29	X	X	X
	Establishments with 100 to 249 employees	17	X	X	X
	Establishments with 250 to 499 employees	4	X	X	X
	Establishments with 500 to 999 employees	2	X	X	X
	Establishments with 1,000 employees or more	2	X	X	X
621	Ambulatory health care services				
	All establishments	759	6 858	73 727	345 774
	Establishments with 1 to 4 employees	409	X	X	X
	Establishments with 5 to 9 employees	180	X	X	X
	Establishments with 10 to 19 employees	103	X	X	X
	Establishments with 20 to 49 employees	52	X	X	X
	Establishments with 50 to 99 employees	10	X	X	X
	Establishments with 100 to 249 employees	3	X	X	X
	Establishments with 250 to 499 employees	1	X	X	X
	Establishments with 500 to 999 employees	1	X	X	X
	Establishments with 1,000 employees or more	—	X	X	X
6211	Offices of physicians				
	All establishments	334	2 897	35 105	175 174
	Establishments with 1 to 4 employees	174	X	X	X
	Establishments with 5 to 9 employees	77	X	X	X
	Establishments with 10 to 19 employees	48	X	X	X
	Establishments with 20 to 49 employees	27	X	X	X
	Establishments with 50 to 99 employees	6	X	X	X
	Establishments with 100 to 249 employees	2	X	X	X
	Establishments with 250 to 499 employees	—	X	X	X
	Establishments with 500 to 999 employees	—	X	X	X
	Establishments with 1,000 employees or more	—	X	X	X
62111	Offices of physicians				
	All establishments	334	2 897	35 105	175 174
	Establishments with 1 to 4 employees	174	X	X	X
	Establishments with 5 to 9 employees	77	X	X	X
	Establishments with 10 to 19 employees	48	X	X	X
	Establishments with 20 to 49 employees	27	X	X	X
	Establishments with 50 to 99 employees	6	X	X	X
	Establishments with 100 to 249 employees	2	X	X	X
	Establishments with 250 to 499 employees	—	X	X	X
	Establishments with 500 to 999 employees	—	X	X	X
	Establishments with 1,000 employees or more	—	X	X	X

See footnotes at end of table.

Table 5. Establishments, Employees, and Payroll by Industry and Employment Size of Establishments by County: 2004—Con.

[Excludes most government employees, railroad employees, and self-employed persons. Size class 1 to 4 employees includes establishments having payroll, but no employees, during mid-March pay period. For meaning of abbreviations and symbols, see introductory text. For explanation of terms, see Appendix A. For statement on reliability, see the note at the end of the table and Appendix C]

NAICS code	Geography, kind of business, and employment size class	Establishments (number)	Paid employees for pay period including March 12 (number)	First-quarter payroll (\$1,000)	Annual payroll (\$1,000)
SOMERSET—Con.					
62	Health care and social assistance—Con.				
621	Ambulatory health care services—Con.				
6211	Offices of physicians—Con.				
62111	Offices of physicians—Con.				
621111	Offices of physicians (except mental health specialists)				
	All establishments	313	2 839	34 316	171 567
	Establishments with 1 to 4 employees	156	X	X	X
	Establishments with 5 to 9 employees	75	X	X	X
	Establishments with 10 to 19 employees	47	X	X	X
	Establishments with 20 to 49 employees	27	X	X	X
	Establishments with 50 to 99 employees	6	X	X	X
	Establishments with 100 to 249 employees	2	X	X	X
	Establishments with 250 to 499 employees	—	X	X	X
	Establishments with 500 to 999 employees	—	X	X	X
	Establishments with 1,000 employees or more	—	X	X	X
6212	Offices of dentists				
	All establishments	202	1 219	10 545	48 505
	Establishments with 1 to 4 employees	97	X	X	X
	Establishments with 5 to 9 employees	69	X	X	X
	Establishments with 10 to 19 employees	31	X	X	X
	Establishments with 20 to 49 employees	5	X	X	X
	Establishments with 50 to 99 employees	—	X	X	X
	Establishments with 100 to 249 employees	—	X	X	X
	Establishments with 250 to 499 employees	—	X	X	X
	Establishments with 500 to 999 employees	—	X	X	X
	Establishments with 1,000 employees or more	—	X	X	X
62121	Offices of dentists				
	All establishments	202	1 219	10 545	48 505
	Establishments with 1 to 4 employees	97	X	X	X
	Establishments with 5 to 9 employees	69	X	X	X
	Establishments with 10 to 19 employees	31	X	X	X
	Establishments with 20 to 49 employees	5	X	X	X
	Establishments with 50 to 99 employees	—	X	X	X
	Establishments with 100 to 249 employees	—	X	X	X
	Establishments with 250 to 499 employees	—	X	X	X
	Establishments with 500 to 999 employees	—	X	X	X
	Establishments with 1,000 employees or more	—	X	X	X
621210	Offices of dentists				
	All establishments	202	1 219	10 545	48 505
	Establishments with 1 to 4 employees	97	X	X	X
	Establishments with 5 to 9 employees	69	X	X	X
	Establishments with 10 to 19 employees	31	X	X	X
	Establishments with 20 to 49 employees	5	X	X	X
	Establishments with 50 to 99 employees	—	X	X	X
	Establishments with 100 to 249 employees	—	X	X	X
	Establishments with 250 to 499 employees	—	X	X	X
	Establishments with 500 to 999 employees	—	X	X	X
	Establishments with 1,000 employees or more	—	X	X	X
6213	Offices of other health practitioners				
	All establishments	165	694	5 347	26 402
	Establishments with 1 to 4 employees	120	X	X	X
	Establishments with 5 to 9 employees	25	X	X	X
	Establishments with 10 to 19 employees	14	X	X	X
	Establishments with 20 to 49 employees	6	X	X	X
	Establishments with 50 to 99 employees	—	X	X	X
	Establishments with 100 to 249 employees	—	X	X	X
	Establishments with 250 to 499 employees	—	X	X	X
	Establishments with 500 to 999 employees	—	X	X	X
	Establishments with 1,000 employees or more	—	X	X	X
62131	Offices of chiropractors				
	All establishments	51	135	735	3 562
	Establishments with 1 to 4 employees	43	X	X	X
	Establishments with 5 to 9 employees	6	X	X	X
	Establishments with 10 to 19 employees	2	X	X	X
	Establishments with 20 to 49 employees	—	X	X	X
	Establishments with 50 to 99 employees	—	X	X	X
	Establishments with 100 to 249 employees	—	X	X	X
	Establishments with 250 to 499 employees	—	X	X	X
	Establishments with 500 to 999 employees	—	X	X	X
	Establishments with 1,000 employees or more	—	X	X	X
621310	Offices of chiropractors				
	All establishments	51	135	735	3 562
	Establishments with 1 to 4 employees	43	X	X	X
	Establishments with 5 to 9 employees	6	X	X	X
	Establishments with 10 to 19 employees	2	X	X	X
	Establishments with 20 to 49 employees	—	X	X	X
	Establishments with 50 to 99 employees	—	X	X	X
	Establishments with 100 to 249 employees	—	X	X	X
	Establishments with 250 to 499 employees	—	X	X	X
	Establishments with 500 to 999 employees	—	X	X	X
	Establishments with 1,000 employees or more	—	X	X	X

See footnotes at end of table.

Table 5. Establishments, Employees, and Payroll by Industry and Employment Size of Establishments by County: 2004—Con.

[Excludes most government employees, railroad employees, and self-employed persons. Size class 1 to 4 employees includes establishments having payroll, but no employees, during mid-March pay period. For meaning of abbreviations and symbols, see introductory text. For explanation of terms, see Appendix A. For statement on reliability, see the note at the end of the table and Appendix C]

NAICS code	Geography, kind of business, and employment size class	Establishments (number)	Paid employees for pay period including March 12 (number)	First-quarter payroll (\$1,000)	Annual payroll (\$1,000)
	SOMERSET—Con.				
62	Health care and social assistance—Con.				
621	Ambulatory health care services—Con.				
6213	Offices of other health practitioners—Con.				
62132	Offices of optometrists				
	All establishments	32	146	988	4 033
	Establishments with 1 to 4 employees	20	X	X	X
	Establishments with 5 to 9 employees	9	X	X	X
	Establishments with 10 to 19 employees	3	X	X	X
	Establishments with 20 to 49 employees	—	X	X	X
	Establishments with 50 to 99 employees	—	X	X	X
	Establishments with 100 to 249 employees	—	X	X	X
	Establishments with 250 to 499 employees	—	X	X	X
	Establishments with 500 to 999 employees	—	X	X	X
	Establishments with 1,000 employees or more	—	X	X	X
621320	Offices of optometrists				
	All establishments	32	146	988	4 033
	Establishments with 1 to 4 employees	20	X	X	X
	Establishments with 5 to 9 employees	9	X	X	X
	Establishments with 10 to 19 employees	3	X	X	X
	Establishments with 20 to 49 employees	—	X	X	X
	Establishments with 50 to 99 employees	—	X	X	X
	Establishments with 100 to 249 employees	—	X	X	X
	Establishments with 250 to 499 employees	—	X	X	X
	Establishments with 500 to 999 employees	—	X	X	X
	Establishments with 1,000 employees or more	—	X	X	X
62134	Offices of physical, occupational and speech therapists, and audiologists				
	All establishments	33	265	2 273	11 255
	Establishments with 1 to 4 employees	17	X	X	X
	Establishments with 5 to 9 employees	5	X	X	X
	Establishments with 10 to 19 employees	6	X	X	X
	Establishments with 20 to 49 employees	5	X	X	X
	Establishments with 50 to 99 employees	—	X	X	X
	Establishments with 100 to 249 employees	—	X	X	X
	Establishments with 250 to 499 employees	—	X	X	X
	Establishments with 500 to 999 employees	—	X	X	X
	Establishments with 1,000 employees or more	—	X	X	X
621340	Offices of physical, occupational, and speech therapists and audiologists				
	All establishments	33	265	2 273	11 255
	Establishments with 1 to 4 employees	17	X	X	X
	Establishments with 5 to 9 employees	5	X	X	X
	Establishments with 10 to 19 employees	6	X	X	X
	Establishments with 20 to 49 employees	5	X	X	X
	Establishments with 50 to 99 employees	—	X	X	X
	Establishments with 100 to 249 employees	—	X	X	X
	Establishments with 250 to 499 employees	—	X	X	X
	Establishments with 500 to 999 employees	—	X	X	X
	Establishments with 1,000 employees or more	—	X	X	X
6214	Outpatient care centers				
	All establishments	21	261	2 399	10 394
	Establishments with 1 to 4 employees	4	X	X	X
	Establishments with 5 to 9 employees	8	X	X	X
	Establishments with 10 to 19 employees	4	X	X	X
	Establishments with 20 to 49 employees	5	X	X	X
	Establishments with 50 to 99 employees	—	X	X	X
	Establishments with 100 to 249 employees	—	X	X	X
	Establishments with 250 to 499 employees	—	X	X	X
	Establishments with 500 to 999 employees	—	X	X	X
	Establishments with 1,000 employees or more	—	X	X	X
62149	Other outpatient care centers				
	All establishments	16	222	2 115	9 241
	Establishments with 1 to 4 employees	3	X	X	X
	Establishments with 5 to 9 employees	5	X	X	X
	Establishments with 10 to 19 employees	4	X	X	X
	Establishments with 20 to 49 employees	4	X	X	X
	Establishments with 50 to 99 employees	—	X	X	X
	Establishments with 100 to 249 employees	—	X	X	X
	Establishments with 250 to 499 employees	—	X	X	X
	Establishments with 500 to 999 employees	—	X	X	X
	Establishments with 1,000 employees or more	—	X	X	X
621493	Freestanding ambulatory surgical and emergency centers				
	All establishments	7	105	1 189	5 059
	Establishments with 1 to 4 employees	—	X	X	X
	Establishments with 5 to 9 employees	4	X	X	X
	Establishments with 10 to 19 employees	1	X	X	X
	Establishments with 20 to 49 employees	2	X	X	X
	Establishments with 50 to 99 employees	—	X	X	X
	Establishments with 100 to 249 employees	—	X	X	X
	Establishments with 250 to 499 employees	—	X	X	X
	Establishments with 500 to 999 employees	—	X	X	X

See footnotes at end of table.

Table 5. Establishments, Employees, and Payroll by Industry and Employment Size of Establishments by County: 2004—Con.

[Excludes most government employees, railroad employees, and self-employed persons. Size class 1 to 4 employees includes establishments having payroll, but no employees, during mid-March pay period. For meaning of abbreviations and symbols, see introductory text. For explanation of terms, see Appendix A. For statement on reliability, see the note at the end of the table and Appendix C]

NAICS code	Geography, kind of business, and employment size class	Establishments (number)	Paid employees for pay period including March 12 (number)	First-quarter payroll (\$1,000)	Annual payroll (\$1,000)
	SOMERSET—Con.				
62	Health care and social assistance—Con.				
621	Ambulatory health care services—Con.				
6214	Outpatient care centers—Con.				
62149	Other outpatient care centers—Con.				
621493	Freestanding ambulatory surgical and emergency centers—Con.				
	All establishments—Con.				
	Establishments with 1,000 employees or more.....	—	X	X	X
6215	Medical and diagnostic laboratories				
	All establishments.....	13	1 237	16 569	68 956
	Establishments with 1 to 4 employees.....	5	X	X	X
	Establishments with 5 to 9 employees.....	—	X	X	X
	Establishments with 10 to 19 employees.....	1	X	X	X
	Establishments with 20 to 49 employees.....	3	X	X	X
	Establishments with 50 to 99 employees.....	2	X	X	X
	Establishments with 100 to 249 employees.....	—	X	X	X
	Establishments with 250 to 499 employees.....	1	X	X	X
	Establishments with 500 to 999 employees.....	1	X	X	X
	Establishments with 1,000 employees or more.....	—	X	X	X
62151	Medical and diagnostic laboratories				
	All establishments.....	13	1 237	16 569	68 956
	Establishments with 1 to 4 employees.....	5	X	X	X
	Establishments with 5 to 9 employees.....	—	X	X	X
	Establishments with 10 to 19 employees.....	1	X	X	X
	Establishments with 20 to 49 employees.....	3	X	X	X
	Establishments with 50 to 99 employees.....	2	X	X	X
	Establishments with 100 to 249 employees.....	—	X	X	X
	Establishments with 250 to 499 employees.....	1	X	X	X
	Establishments with 500 to 999 employees.....	1	X	X	X
	Establishments with 1,000 employees or more.....	—	X	X	X
621511	Medical laboratories				
	All establishments.....	4	f	D	D
	Establishments with 1 to 4 employees.....	2	X	X	X
	Establishments with 5 to 9 employees.....	—	X	X	X
	Establishments with 10 to 19 employees.....	—	X	X	X
	Establishments with 20 to 49 employees.....	—	X	X	X
	Establishments with 50 to 99 employees.....	—	X	X	X
	Establishments with 100 to 249 employees.....	—	X	X	X
	Establishments with 250 to 499 employees.....	1	X	X	X
	Establishments with 500 to 999 employees.....	1	X	X	X
	Establishments with 1,000 employees or more.....	—	X	X	X
621512	Diagnostic imaging centers				
	All establishments.....	9	c	D	D
	Establishments with 1 to 4 employees.....	3	X	X	X
	Establishments with 5 to 9 employees.....	—	X	X	X
	Establishments with 10 to 19 employees.....	1	X	X	X
	Establishments with 20 to 49 employees.....	3	X	X	X
	Establishments with 50 to 99 employees.....	2	X	X	X
	Establishments with 100 to 249 employees.....	—	X	X	X
	Establishments with 250 to 499 employees.....	—	X	X	X
	Establishments with 500 to 999 employees.....	—	X	X	X
	Establishments with 1,000 employees or more.....	—	X	X	X
6216	Home health care services				
	All establishments.....	14	308	2 103	9 219
	Establishments with 1 to 4 employees.....	5	X	X	X
	Establishments with 5 to 9 employees.....	—	X	X	X
	Establishments with 10 to 19 employees.....	3	X	X	X
	Establishments with 20 to 49 employees.....	4	X	X	X
	Establishments with 50 to 99 employees.....	2	X	X	X
	Establishments with 100 to 249 employees.....	—	X	X	X
	Establishments with 250 to 499 employees.....	—	X	X	X
	Establishments with 500 to 999 employees.....	—	X	X	X
	Establishments with 1,000 employees or more.....	—	X	X	X
62161	Home health care services				
	All establishments.....	14	308	2 103	9 219
	Establishments with 1 to 4 employees.....	5	X	X	X
	Establishments with 5 to 9 employees.....	—	X	X	X
	Establishments with 10 to 19 employees.....	3	X	X	X
	Establishments with 20 to 49 employees.....	4	X	X	X
	Establishments with 50 to 99 employees.....	2	X	X	X
	Establishments with 100 to 249 employees.....	—	X	X	X
	Establishments with 250 to 499 employees.....	—	X	X	X
	Establishments with 500 to 999 employees.....	—	X	X	X
	Establishments with 1,000 employees or more.....	—	X	X	X

See footnotes at end of table.

Table 5. Establishments, Employees, and Payroll by Industry and Employment Size of Establishments by County: 2004—Con.

[Excludes most government employees, railroad employees, and self-employed persons. Size class 1 to 4 employees includes establishments having payroll, but no employees, during mid-March pay period. For meaning of abbreviations and symbols, see introductory text. For explanation of terms, see Appendix A. For statement on reliability, see the note at the end of the table and Appendix C]

NAICS code	Geography, kind of business, and employment size class	Establishments (number)	Paid employees for pay period including March 12 (number)	First-quarter payroll (\$1,000)	Annual payroll (\$1,000)
SOMERSET—Con.					
62	Health care and social assistance—Con.				
621	Ambulatory health care services—Con.				
6216	Home health care services—Con.				
62161	Home health care services—Con.				
621610	Home health care services				
	All establishments	14	308	2 103	9 219
	Establishments with 1 to 4 employees	5	X	X	X
	Establishments with 5 to 9 employees	—	X	X	X
	Establishments with 10 to 19 employees	3	X	X	X
	Establishments with 20 to 49 employees	4	X	X	X
	Establishments with 50 to 99 employees	2	X	X	X
	Establishments with 100 to 249 employees	—	X	X	X
	Establishments with 250 to 499 employees	—	X	X	X
	Establishments with 500 to 999 employees	—	X	X	X
	Establishments with 1,000 employees or more	—	X	X	X
6219	Other ambulatory health care services				
	All establishments	10	242	1 659	7 124
	Establishments with 1 to 4 employees	4	X	X	X
	Establishments with 5 to 9 employees	1	X	X	X
	Establishments with 10 to 19 employees	2	X	X	X
	Establishments with 20 to 49 employees	2	X	X	X
	Establishments with 50 to 99 employees	—	X	X	X
	Establishments with 100 to 249 employees	1	X	X	X
	Establishments with 250 to 499 employees	—	X	X	X
	Establishments with 500 to 999 employees	—	X	X	X
	Establishments with 1,000 employees or more	—	X	X	X
62191	Ambulance services				
	All establishments	5	211	1 251	5 170
	Establishments with 1 to 4 employees	1	X	X	X
	Establishments with 5 to 9 employees	1	X	X	X
	Establishments with 10 to 19 employees	—	X	X	X
	Establishments with 20 to 49 employees	2	X	X	X
	Establishments with 50 to 99 employees	—	X	X	X
	Establishments with 100 to 249 employees	1	X	X	X
	Establishments with 250 to 499 employees	—	X	X	X
	Establishments with 500 to 999 employees	—	X	X	X
	Establishments with 1,000 employees or more	—	X	X	X
621910	Ambulance services				
	All establishments	5	211	1 251	5 170
	Establishments with 1 to 4 employees	1	X	X	X
	Establishments with 5 to 9 employees	1	X	X	X
	Establishments with 10 to 19 employees	—	X	X	X
	Establishments with 20 to 49 employees	2	X	X	X
	Establishments with 50 to 99 employees	—	X	X	X
	Establishments with 100 to 249 employees	1	X	X	X
	Establishments with 250 to 499 employees	—	X	X	X
	Establishments with 500 to 999 employees	—	X	X	X
	Establishments with 1,000 employees or more	—	X	X	X
622	Hospitals				
	All establishments	5	3 911	48 880	198 083
	Establishments with 1 to 4 employees	—	X	X	X
	Establishments with 5 to 9 employees	—	X	X	X
	Establishments with 10 to 19 employees	—	X	X	X
	Establishments with 20 to 49 employees	1	X	X	X
	Establishments with 50 to 99 employees	—	X	X	X
	Establishments with 100 to 249 employees	—	X	X	X
	Establishments with 250 to 499 employees	1	X	X	X
	Establishments with 500 to 999 employees	1	X	X	X
	Establishments with 1,000 employees or more	2	X	X	X
6221	General medical and surgical hospitals				
	All establishments	2	h	D	D
	Establishments with 1 to 4 employees	—	X	X	X
	Establishments with 5 to 9 employees	—	X	X	X
	Establishments with 10 to 19 employees	—	X	X	X
	Establishments with 20 to 49 employees	—	X	X	X
	Establishments with 50 to 99 employees	—	X	X	X
	Establishments with 100 to 249 employees	—	X	X	X
	Establishments with 250 to 499 employees	—	X	X	X
	Establishments with 500 to 999 employees	—	X	X	X
	Establishments with 1,000 employees or more	2	X	X	X
62211	General medical and surgical hospitals				
	All establishments	2	h	D	D
	Establishments with 1 to 4 employees	—	X	X	X
	Establishments with 5 to 9 employees	—	X	X	X
	Establishments with 10 to 19 employees	—	X	X	X
	Establishments with 20 to 49 employees	—	X	X	X
	Establishments with 50 to 99 employees	—	X	X	X
	Establishments with 100 to 249 employees	—	X	X	X
	Establishments with 250 to 499 employees	—	X	X	X
	Establishments with 500 to 999 employees	—	X	X	X
	Establishments with 1,000 employees or more	2	X	X	X

See footnotes at end of table.

Table 5. Establishments, Employees, and Payroll by Industry and Employment Size of Establishments by County: 2004—Con.

[Excludes most government employees, railroad employees, and self-employed persons. Size class 1 to 4 employees includes establishments having payroll, but no employees, during mid-March pay period. For meaning of abbreviations and symbols, see introductory text. For explanation of terms, see Appendix A. For statement on reliability, see the note at the end of the table and Appendix C]

NAICS code	Geography, kind of business, and employment size class	Establishments (number)	Paid employees for pay period including March 12 (number)	First-quarter payroll (\$1,000)	Annual payroll (\$1,000)
SOMERSET—Con.					
62	Health care and social assistance—Con.				
622	Hospitals—Con.				
6221	General medical and surgical hospitals—Con.				
62211	General medical and surgical hospitals—Con.				
622110	General medical and surgical hospitals				
	All establishments	2	h	D	D
	Establishments with 1 to 4 employees	—	X	X	X
	Establishments with 5 to 9 employees	—	X	X	X
	Establishments with 10 to 19 employees	—	X	X	X
	Establishments with 20 to 49 employees	—	X	X	X
	Establishments with 50 to 99 employees	—	X	X	X
	Establishments with 100 to 249 employees	—	X	X	X
	Establishments with 250 to 499 employees	—	X	X	X
	Establishments with 500 to 999 employees	—	X	X	X
	Establishments with 1,000 employees or more	2	X	X	X
6222	Psychiatric and substance abuse hospitals				
	All establishments	2	f	D	D
	Establishments with 1 to 4 employees	—	X	X	X
	Establishments with 5 to 9 employees	—	X	X	X
	Establishments with 10 to 19 employees	—	X	X	X
	Establishments with 20 to 49 employees	1	X	X	X
	Establishments with 50 to 99 employees	—	X	X	X
	Establishments with 100 to 249 employees	—	X	X	X
	Establishments with 250 to 499 employees	—	X	X	X
	Establishments with 500 to 999 employees	1	X	X	X
	Establishments with 1,000 employees or more	—	X	X	X
62221	Psychiatric and substance abuse hospitals				
	All establishments	2	f	D	D
	Establishments with 1 to 4 employees	—	X	X	X
	Establishments with 5 to 9 employees	—	X	X	X
	Establishments with 10 to 19 employees	—	X	X	X
	Establishments with 20 to 49 employees	1	X	X	X
	Establishments with 50 to 99 employees	—	X	X	X
	Establishments with 100 to 249 employees	—	X	X	X
	Establishments with 250 to 499 employees	—	X	X	X
	Establishments with 500 to 999 employees	1	X	X	X
	Establishments with 1,000 employees or more	—	X	X	X
622210	Psychiatric and substance abuse hospitals				
	All establishments	2	f	D	D
	Establishments with 1 to 4 employees	—	X	X	X
	Establishments with 5 to 9 employees	—	X	X	X
	Establishments with 10 to 19 employees	—	X	X	X
	Establishments with 20 to 49 employees	1	X	X	X
	Establishments with 50 to 99 employees	—	X	X	X
	Establishments with 100 to 249 employees	—	X	X	X
	Establishments with 250 to 499 employees	—	X	X	X
	Establishments with 500 to 999 employees	1	X	X	X
	Establishments with 1,000 employees or more	—	X	X	X
6223	Specialty (except psychiatric and substance abuse) hospitals				
	All establishments	1	e	D	D
	Establishments with 1 to 4 employees	—	X	X	X
	Establishments with 5 to 9 employees	—	X	X	X
	Establishments with 10 to 19 employees	—	X	X	X
	Establishments with 20 to 49 employees	—	X	X	X
	Establishments with 50 to 99 employees	—	X	X	X
	Establishments with 100 to 249 employees	—	X	X	X
	Establishments with 250 to 499 employees	1	X	X	X
	Establishments with 500 to 999 employees	—	X	X	X
	Establishments with 1,000 employees or more	—	X	X	X
62231	Specialty (except psychiatric and substance abuse) hospitals				
	All establishments	1	e	D	D
	Establishments with 1 to 4 employees	—	X	X	X
	Establishments with 5 to 9 employees	—	X	X	X
	Establishments with 10 to 19 employees	—	X	X	X
	Establishments with 20 to 49 employees	—	X	X	X
	Establishments with 50 to 99 employees	—	X	X	X
	Establishments with 100 to 249 employees	—	X	X	X
	Establishments with 250 to 499 employees	1	X	X	X
	Establishments with 500 to 999 employees	—	X	X	X
	Establishments with 1,000 employees or more	—	X	X	X
622310	Specialty (except psychiatric and substance abuse) hospitals				
	All establishments	1	e	D	D
	Establishments with 1 to 4 employees	—	X	X	X
	Establishments with 5 to 9 employees	—	X	X	X
	Establishments with 10 to 19 employees	—	X	X	X
	Establishments with 20 to 49 employees	—	X	X	X
	Establishments with 50 to 99 employees	—	X	X	X
	Establishments with 100 to 249 employees	—	X	X	X
	Establishments with 250 to 499 employees	1	X	X	X
	Establishments with 500 to 999 employees	—	X	X	X
	Establishments with 1,000 employees or more	—	X	X	X

See footnotes at end of table.

Table 5. Establishments, Employees, and Payroll by Industry and Employment Size of Establishments by County: 2004—Con.

[Excludes most government employees, railroad employees, and self-employed persons. Size class 1 to 4 employees includes establishments having payroll, but no employees, during mid-March pay period. For meaning of abbreviations and symbols, see introductory text. For explanation of terms, see Appendix A. For statement on reliability, see the note at the end of the table and Appendix C]

NAICS code	Geography, kind of business, and employment size class	Establishments (number)	Paid employees for pay period including March 12 (number)	First-quarter payroll (\$1,000)	Annual payroll (\$1,000)
SOMERSET—Con.					
62	Health care and social assistance—Con.				
623	Nursing and residential care facilities				
	All establishments	78	4 124	26 558	114 463
	Establishments with 1 to 4 employees	18	X	X	X
	Establishments with 5 to 9 employees	15	X	X	X
	Establishments with 10 to 19 employees	10	X	X	X
	Establishments with 20 to 49 employees	7	X	X	X
	Establishments with 50 to 99 employees	14	X	X	X
	Establishments with 100 to 249 employees	12	X	X	X
	Establishments with 250 to 499 employees	2	X	X	X
	Establishments with 500 to 999 employees	—	X	X	X
	Establishments with 1,000 employees or more	—	X	X	X
6231	Nursing care facilities				
	All establishments	15	2 060	13 621	59 051
	Establishments with 1 to 4 employees	1	X	X	X
	Establishments with 5 to 9 employees	—	X	X	X
	Establishments with 10 to 19 employees	—	X	X	X
	Establishments with 20 to 49 employees	—	X	X	X
	Establishments with 50 to 99 employees	4	X	X	X
	Establishments with 100 to 249 employees	9	X	X	X
	Establishments with 250 to 499 employees	1	X	X	X
	Establishments with 500 to 999 employees	—	X	X	X
	Establishments with 1,000 employees or more	—	X	X	X
62311	Nursing care facilities				
	All establishments	15	2 060	13 621	59 051
	Establishments with 1 to 4 employees	1	X	X	X
	Establishments with 5 to 9 employees	—	X	X	X
	Establishments with 10 to 19 employees	—	X	X	X
	Establishments with 20 to 49 employees	—	X	X	X
	Establishments with 50 to 99 employees	4	X	X	X
	Establishments with 100 to 249 employees	9	X	X	X
	Establishments with 250 to 499 employees	1	X	X	X
	Establishments with 500 to 999 employees	—	X	X	X
	Establishments with 1,000 employees or more	—	X	X	X
623110	Nursing care facilities				
	All establishments	15	2 060	13 621	59 051
	Establishments with 1 to 4 employees	1	X	X	X
	Establishments with 5 to 9 employees	—	X	X	X
	Establishments with 10 to 19 employees	—	X	X	X
	Establishments with 20 to 49 employees	—	X	X	X
	Establishments with 50 to 99 employees	4	X	X	X
	Establishments with 100 to 249 employees	9	X	X	X
	Establishments with 250 to 499 employees	1	X	X	X
	Establishments with 500 to 999 employees	—	X	X	X
	Establishments with 1,000 employees or more	—	X	X	X
6232	Residential mental retardation, mental health and substance abuse facilities				
	All establishments	38	945	7 195	30 023
	Establishments with 1 to 4 employees	8	X	X	X
	Establishments with 5 to 9 employees	12	X	X	X
	Establishments with 10 to 19 employees	8	X	X	X
	Establishments with 20 to 49 employees	4	X	X	X
	Establishments with 50 to 99 employees	4	X	X	X
	Establishments with 100 to 249 employees	2	X	X	X
	Establishments with 250 to 499 employees	—	X	X	X
	Establishments with 500 to 999 employees	—	X	X	X
	Establishments with 1,000 employees or more	—	X	X	X
62321	Residential mental retardation facilities				
	All establishments	32	575	3 931	15 690
	Establishments with 1 to 4 employees	7	X	X	X
	Establishments with 5 to 9 employees	12	X	X	X
	Establishments with 10 to 19 employees	7	X	X	X
	Establishments with 20 to 49 employees	3	X	X	X
	Establishments with 50 to 99 employees	2	X	X	X
	Establishments with 100 to 249 employees	1	X	X	X
	Establishments with 250 to 499 employees	—	X	X	X
	Establishments with 500 to 999 employees	—	X	X	X
	Establishments with 1,000 employees or more	—	X	X	X
623210	Residential mental retardation facilities				
	All establishments	32	575	3 931	15 690
	Establishments with 1 to 4 employees	7	X	X	X
	Establishments with 5 to 9 employees	12	X	X	X
	Establishments with 10 to 19 employees	7	X	X	X
	Establishments with 20 to 49 employees	3	X	X	X
	Establishments with 50 to 99 employees	2	X	X	X
	Establishments with 100 to 249 employees	1	X	X	X
	Establishments with 250 to 499 employees	—	X	X	X
	Establishments with 500 to 999 employees	—	X	X	X
	Establishments with 1,000 employees or more	—	X	X	X

See footnotes at end of table.

Table 5. Establishments, Employees, and Payroll by Industry and Employment Size of Establishments by County: 2004—Con.

[Excludes most government employees, railroad employees, and self-employed persons. Size class 1 to 4 employees includes establishments having payroll, but no employees, during mid-March pay period. For meaning of abbreviations and symbols, see introductory text. For explanation of terms, see Appendix A. For statement on reliability, see the note at the end of the table and Appendix C]

NAICS code	Geography, kind of business, and employment size class	Establishments (number)	Paid employees for pay period including March 12 (number)	First-quarter payroll (\$1,000)	Annual payroll (\$1,000)
SOMERSET—Con.					
62	Health care and social assistance—Con.				
623	Nursing and residential care facilities—Con.				
6232	Residential mental retardation, mental health and substance abuse facilities—Con.				
62322	Residential mental health and substance abuse facilities				
	All establishments	6	370	3 264	14 333
	Establishments with 1 to 4 employees	1	X	X	X
	Establishments with 5 to 9 employees	—	X	X	X
	Establishments with 10 to 19 employees	1	X	X	X
	Establishments with 20 to 49 employees	1	X	X	X
	Establishments with 50 to 99 employees	2	X	X	X
	Establishments with 100 to 249 employees	1	X	X	X
	Establishments with 250 to 499 employees	—	X	X	X
	Establishments with 500 to 999 employees	—	X	X	X
	Establishments with 1,000 employees or more	—	X	X	X
623220	Residential mental health and substance abuse facilities				
	All establishments	6	370	3 264	14 333
	Establishments with 1 to 4 employees	1	X	X	X
	Establishments with 5 to 9 employees	—	X	X	X
	Establishments with 10 to 19 employees	1	X	X	X
	Establishments with 20 to 49 employees	1	X	X	X
	Establishments with 50 to 99 employees	2	X	X	X
	Establishments with 100 to 249 employees	1	X	X	X
	Establishments with 250 to 499 employees	—	X	X	X
	Establishments with 500 to 999 employees	—	X	X	X
	Establishments with 1,000 employees or more	—	X	X	X
6233	Community care facilities for the elderly				
	All establishments	23	g	D	D
	Establishments with 1 to 4 employees	9	X	X	X
	Establishments with 5 to 9 employees	3	X	X	X
	Establishments with 10 to 19 employees	1	X	X	X
	Establishments with 20 to 49 employees	2	X	X	X
	Establishments with 50 to 99 employees	6	X	X	X
	Establishments with 100 to 249 employees	1	X	X	X
	Establishments with 250 to 499 employees	1	X	X	X
	Establishments with 500 to 999 employees	—	X	X	X
	Establishments with 1,000 employees or more	—	X	X	X
62331	Community care facilities for the elderly				
	All establishments	23	g	D	D
	Establishments with 1 to 4 employees	9	X	X	X
	Establishments with 5 to 9 employees	3	X	X	X
	Establishments with 10 to 19 employees	1	X	X	X
	Establishments with 20 to 49 employees	2	X	X	X
	Establishments with 50 to 99 employees	6	X	X	X
	Establishments with 100 to 249 employees	1	X	X	X
	Establishments with 250 to 499 employees	1	X	X	X
	Establishments with 500 to 999 employees	—	X	X	X
	Establishments with 1,000 employees or more	—	X	X	X
623311	Continuing care retirement communities				
	All establishments	7	e	D	D
	Establishments with 1 to 4 employees	1	X	X	X
	Establishments with 5 to 9 employees	3	X	X	X
	Establishments with 10 to 19 employees	—	X	X	X
	Establishments with 20 to 49 employees	1	X	X	X
	Establishments with 50 to 99 employees	1	X	X	X
	Establishments with 100 to 249 employees	—	X	X	X
	Establishments with 250 to 499 employees	1	X	X	X
	Establishments with 500 to 999 employees	—	X	X	X
	Establishments with 1,000 employees or more	—	X	X	X
623312	Homes for the elderly				
	All establishments	16	640	3 219	14 132
	Establishments with 1 to 4 employees	8	X	X	X
	Establishments with 5 to 9 employees	—	X	X	X
	Establishments with 10 to 19 employees	1	X	X	X
	Establishments with 20 to 49 employees	1	X	X	X
	Establishments with 50 to 99 employees	5	X	X	X
	Establishments with 100 to 249 employees	1	X	X	X
	Establishments with 250 to 499 employees	—	X	X	X
	Establishments with 500 to 999 employees	—	X	X	X
	Establishments with 1,000 employees or more	—	X	X	X
624	Social assistance				
	All establishments	143	2 178	9 024	39 818
	Establishments with 1 to 4 employees	49	X	X	X
	Establishments with 5 to 9 employees	24	X	X	X
	Establishments with 10 to 19 employees	37	X	X	X
	Establishments with 20 to 49 employees	26	X	X	X
	Establishments with 50 to 99 employees	5	X	X	X
	Establishments with 100 to 249 employees	2	X	X	X
	Establishments with 250 to 499 employees	—	X	X	X
	Establishments with 500 to 999 employees	—	X	X	X
	Establishments with 1,000 employees or more	—	X	X	X

See footnotes at end of table.

Table 5. Establishments, Employees, and Payroll by Industry and Employment Size of Establishments by County: 2004—Con.

[Excludes most government employees, railroad employees, and self-employed persons. Size class 1 to 4 employees includes establishments having payroll, but no employees, during mid-March pay period. For meaning of abbreviations and symbols, see introductory text. For explanation of terms, see Appendix A. For statement on reliability, see the note at the end of the table and Appendix C]

NAICS code	Geography, kind of business, and employment size class	Establishments (number)	Paid employees for pay period including March 12 (number)	First-quarter payroll (\$1,000)	Annual payroll (\$1,000)
	SOMERSET—Con.				
62	Health care and social assistance—Con.				
624	Social assistance—Con.				
6241	Individual and family services				
	All establishments	41	515	2 528	11 014
	Establishments with 1 to 4 employees	22	X	X	X
	Establishments with 5 to 9 employees	6	X	X	X
	Establishments with 10 to 19 employees	7	X	X	X
	Establishments with 20 to 49 employees	4	X	X	X
	Establishments with 50 to 99 employees	1	X	X	X
	Establishments with 100 to 249 employees	1	X	X	X
	Establishments with 250 to 499 employees	—	X	X	X
	Establishments with 500 to 999 employees	—	X	X	X
	Establishments with 1,000 employees or more	—	X	X	X
62412	Services for the elderly and persons with disabilities				
	All establishments	14	241	1 306	5 303
	Establishments with 1 to 4 employees	5	X	X	X
	Establishments with 5 to 9 employees	2	X	X	X
	Establishments with 10 to 19 employees	3	X	X	X
	Establishments with 20 to 49 employees	3	X	X	X
	Establishments with 50 to 99 employees	1	X	X	X
	Establishments with 100 to 249 employees	—	X	X	X
	Establishments with 250 to 499 employees	—	X	X	X
	Establishments with 500 to 999 employees	—	X	X	X
	Establishments with 1,000 employees or more	—	X	X	X
624120	Services for the elderly and persons with disabilities				
	All establishments	14	241	1 306	5 303
	Establishments with 1 to 4 employees	5	X	X	X
	Establishments with 5 to 9 employees	2	X	X	X
	Establishments with 10 to 19 employees	3	X	X	X
	Establishments with 20 to 49 employees	3	X	X	X
	Establishments with 50 to 99 employees	1	X	X	X
	Establishments with 100 to 249 employees	—	X	X	X
	Establishments with 250 to 499 employees	—	X	X	X
	Establishments with 500 to 999 employees	—	X	X	X
	Establishments with 1,000 employees or more	—	X	X	X
62419	Other individual and family services				
	All establishments	22	249	1 102	4 947
	Establishments with 1 to 4 employees	13	X	X	X
	Establishments with 5 to 9 employees	4	X	X	X
	Establishments with 10 to 19 employees	3	X	X	X
	Establishments with 20 to 49 employees	1	X	X	X
	Establishments with 50 to 99 employees	—	X	X	X
	Establishments with 100 to 249 employees	1	X	X	X
	Establishments with 250 to 499 employees	—	X	X	X
	Establishments with 500 to 999 employees	—	X	X	X
	Establishments with 1,000 employees or more	—	X	X	X
624190	Other individual and family services				
	All establishments	22	249	1 102	4 947
	Establishments with 1 to 4 employees	13	X	X	X
	Establishments with 5 to 9 employees	4	X	X	X
	Establishments with 10 to 19 employees	3	X	X	X
	Establishments with 20 to 49 employees	1	X	X	X
	Establishments with 50 to 99 employees	—	X	X	X
	Establishments with 100 to 249 employees	1	X	X	X
	Establishments with 250 to 499 employees	—	X	X	X
	Establishments with 500 to 999 employees	—	X	X	X
	Establishments with 1,000 employees or more	—	X	X	X
6242	Community food and housing, and emergency and other relief services				
	All establishments	10	110	647	2 875
	Establishments with 1 to 4 employees	2	X	X	X
	Establishments with 5 to 9 employees	3	X	X	X
	Establishments with 10 to 19 employees	4	X	X	X
	Establishments with 20 to 49 employees	1	X	X	X
	Establishments with 50 to 99 employees	—	X	X	X
	Establishments with 100 to 249 employees	—	X	X	X
	Establishments with 250 to 499 employees	—	X	X	X
	Establishments with 500 to 999 employees	—	X	X	X
	Establishments with 1,000 employees or more	—	X	X	X
6243	Vocational rehabilitation services				
	All establishments	5	219	680	2 602
	Establishments with 1 to 4 employees	—	X	X	X
	Establishments with 5 to 9 employees	1	X	X	X
	Establishments with 10 to 19 employees	3	X	X	X
	Establishments with 20 to 49 employees	—	X	X	X
	Establishments with 50 to 99 employees	—	X	X	X
	Establishments with 100 to 249 employees	1	X	X	X
	Establishments with 250 to 499 employees	—	X	X	X
	Establishments with 500 to 999 employees	—	X	X	X
	Establishments with 1,000 employees or more	—	X	X	X

See footnotes at end of table.

Table 5. Establishments, Employees, and Payroll by Industry and Employment Size of Establishments by County: 2004—Con.

[Excludes most government employees, railroad employees, and self-employed persons. Size class 1 to 4 employees includes establishments having payroll, but no employees, during mid-March pay period. For meaning of abbreviations and symbols, see introductory text. For explanation of terms, see Appendix A. For statement on reliability, see the note at the end of the table and Appendix C]

NAICS code	Geography, kind of business, and employment size class	Establishments (number)	Paid employees for pay period including March 12 (number)	First-quarter payroll (\$1,000)	Annual payroll (\$1,000)
SOMERSET—Con.					
62	Health care and social assistance—Con.				
624	Social assistance—Con.				
6243	Vocational rehabilitation services—Con.				
62431	Vocational rehabilitation services				
	All establishments	5	219	680	2 602
	Establishments with 1 to 4 employees	—	X	X	X
	Establishments with 5 to 9 employees	1	X	X	X
	Establishments with 10 to 19 employees	3	X	X	X
	Establishments with 20 to 49 employees	—	X	X	X
	Establishments with 50 to 99 employees	—	X	X	X
	Establishments with 100 to 249 employees	1	X	X	X
	Establishments with 250 to 499 employees	—	X	X	X
	Establishments with 500 to 999 employees	—	X	X	X
	Establishments with 1,000 employees or more	—	X	X	X
624310	Vocational rehabilitation services				
	All establishments	5	219	680	2 602
	Establishments with 1 to 4 employees	—	X	X	X
	Establishments with 5 to 9 employees	1	X	X	X
	Establishments with 10 to 19 employees	3	X	X	X
	Establishments with 20 to 49 employees	—	X	X	X
	Establishments with 50 to 99 employees	—	X	X	X
	Establishments with 100 to 249 employees	1	X	X	X
	Establishments with 250 to 499 employees	—	X	X	X
	Establishments with 500 to 999 employees	—	X	X	X
	Establishments with 1,000 employees or more	—	X	X	X
6244	Child day care services				
	All establishments	87	1 334	5 169	23 327
	Establishments with 1 to 4 employees	25	X	X	X
	Establishments with 5 to 9 employees	14	X	X	X
	Establishments with 10 to 19 employees	23	X	X	X
	Establishments with 20 to 49 employees	21	X	X	X
	Establishments with 50 to 99 employees	4	X	X	X
	Establishments with 100 to 249 employees	—	X	X	X
	Establishments with 250 to 499 employees	—	X	X	X
	Establishments with 500 to 999 employees	—	X	X	X
	Establishments with 1,000 employees or more	—	X	X	X
62441	Child day care services				
	All establishments	87	1 334	5 169	23 327
	Establishments with 1 to 4 employees	25	X	X	X
	Establishments with 5 to 9 employees	14	X	X	X
	Establishments with 10 to 19 employees	23	X	X	X
	Establishments with 20 to 49 employees	21	X	X	X
	Establishments with 50 to 99 employees	4	X	X	X
	Establishments with 100 to 249 employees	—	X	X	X
	Establishments with 250 to 499 employees	—	X	X	X
	Establishments with 500 to 999 employees	—	X	X	X
	Establishments with 1,000 employees or more	—	X	X	X
624410	Child day care services				
	All establishments	87	1 334	5 169	23 327
	Establishments with 1 to 4 employees	25	X	X	X
	Establishments with 5 to 9 employees	14	X	X	X
	Establishments with 10 to 19 employees	23	X	X	X
	Establishments with 20 to 49 employees	21	X	X	X
	Establishments with 50 to 99 employees	4	X	X	X
	Establishments with 100 to 249 employees	—	X	X	X
	Establishments with 250 to 499 employees	—	X	X	X
	Establishments with 500 to 999 employees	—	X	X	X
	Establishments with 1,000 employees or more	—	X	X	X
71	Arts, entertainment, and recreation				
	All establishments	151	1 868	9 638	50 472
	Establishments with 1 to 4 employees	85	X	X	X
	Establishments with 5 to 9 employees	16	X	X	X
	Establishments with 10 to 19 employees	21	X	X	X
	Establishments with 20 to 49 employees	19	X	X	X
	Establishments with 50 to 99 employees	8	X	X	X
	Establishments with 100 to 249 employees	2	X	X	X
	Establishments with 250 to 499 employees	—	X	X	X
	Establishments with 500 to 999 employees	—	X	X	X
	Establishments with 1,000 employees or more	—	X	X	X
713	Amusement, gambling, and recreation industries				
	All establishments	117	1 765	7 882	42 657
	Establishments with 1 to 4 employees	57	X	X	X
	Establishments with 5 to 9 employees	12	X	X	X
	Establishments with 10 to 19 employees	20	X	X	X
	Establishments with 20 to 49 employees	18	X	X	X
	Establishments with 50 to 99 employees	8	X	X	X
	Establishments with 100 to 249 employees	2	X	X	X
	Establishments with 250 to 499 employees	—	X	X	X
	Establishments with 500 to 999 employees	—	X	X	X
	Establishments with 1,000 employees or more	—	X	X	X

See footnotes at end of table.

Table 5. Establishments, Employees, and Payroll by Industry and Employment Size of Establishments by County: 2004—Con.

[Excludes most government employees, railroad employees, and self-employed persons. Size class 1 to 4 employees includes establishments having payroll, but no employees, during mid-March pay period. For meaning of abbreviations and symbols, see introductory text. For explanation of terms, see Appendix A. For statement on reliability, see the note at the end of the table and Appendix C]

NAICS code	Geography, kind of business, and employment size class	Establishments (number)	Paid employees for pay period including March 12 (number)	First-quarter payroll (\$1,000)	Annual payroll (\$1,000)
	SOMERSET—Con.				
71	Arts, entertainment, and recreation—Con.				
713	Amusement, gambling, and recreation industries—Con.				
7139	Other amusement and recreation services				
	All establishments	117	1 765	7 882	42 657
	Establishments with 1 to 4 employees	57	X	X	X
	Establishments with 5 to 9 employees	12	X	X	X
	Establishments with 10 to 19 employees	20	X	X	X
	Establishments with 20 to 49 employees	18	X	X	X
	Establishments with 50 to 99 employees	8	X	X	X
	Establishments with 100 to 249 employees	2	X	X	X
	Establishments with 250 to 499 employees	—	X	X	X
	Establishments with 500 to 999 employees	—	X	X	X
	Establishments with 1,000 employees or more	—	X	X	X
71391	Golf courses and country clubs				
	All establishments	18	602	3 533	24 517
	Establishments with 1 to 4 employees	4	X	X	X
	Establishments with 5 to 9 employees	2	X	X	X
	Establishments with 10 to 19 employees	2	X	X	X
	Establishments with 20 to 49 employees	5	X	X	X
	Establishments with 50 to 99 employees	4	X	X	X
	Establishments with 100 to 249 employees	1	X	X	X
	Establishments with 250 to 499 employees	—	X	X	X
	Establishments with 500 to 999 employees	—	X	X	X
	Establishments with 1,000 employees or more	—	X	X	X
713910	Golf courses and country clubs				
	All establishments	18	602	3 533	24 517
	Establishments with 1 to 4 employees	4	X	X	X
	Establishments with 5 to 9 employees	2	X	X	X
	Establishments with 10 to 19 employees	2	X	X	X
	Establishments with 20 to 49 employees	5	X	X	X
	Establishments with 50 to 99 employees	4	X	X	X
	Establishments with 100 to 249 employees	1	X	X	X
	Establishments with 250 to 499 employees	—	X	X	X
	Establishments with 500 to 999 employees	—	X	X	X
	Establishments with 1,000 employees or more	—	X	X	X
71394	Fitness and recreational sports centers				
	All establishments	77	913	3 096	12 424
	Establishments with 1 to 4 employees	40	X	X	X
	Establishments with 5 to 9 employees	7	X	X	X
	Establishments with 10 to 19 employees	16	X	X	X
	Establishments with 20 to 49 employees	11	X	X	X
	Establishments with 50 to 99 employees	2	X	X	X
	Establishments with 100 to 249 employees	1	X	X	X
	Establishments with 250 to 499 employees	—	X	X	X
	Establishments with 500 to 999 employees	—	X	X	X
	Establishments with 1,000 employees or more	—	X	X	X
713940	Fitness and recreational sports centers				
	All establishments	77	913	3 096	12 424
	Establishments with 1 to 4 employees	40	X	X	X
	Establishments with 5 to 9 employees	7	X	X	X
	Establishments with 10 to 19 employees	16	X	X	X
	Establishments with 20 to 49 employees	11	X	X	X
	Establishments with 50 to 99 employees	2	X	X	X
	Establishments with 100 to 249 employees	1	X	X	X
	Establishments with 250 to 499 employees	—	X	X	X
	Establishments with 500 to 999 employees	—	X	X	X
	Establishments with 1,000 employees or more	—	X	X	X
71399	All other amusement and recreation industries				
	All establishments	19	169	1 031	4 813
	Establishments with 1 to 4 employees	12	X	X	X
	Establishments with 5 to 9 employees	3	X	X	X
	Establishments with 10 to 19 employees	1	X	X	X
	Establishments with 20 to 49 employees	2	X	X	X
	Establishments with 50 to 99 employees	1	X	X	X
	Establishments with 100 to 249 employees	—	X	X	X
	Establishments with 250 to 499 employees	—	X	X	X
	Establishments with 500 to 999 employees	—	X	X	X
	Establishments with 1,000 employees or more	—	X	X	X
713990	All other amusement and recreation industries				
	All establishments	19	169	1 031	4 813
	Establishments with 1 to 4 employees	12	X	X	X
	Establishments with 5 to 9 employees	3	X	X	X
	Establishments with 10 to 19 employees	1	X	X	X
	Establishments with 20 to 49 employees	2	X	X	X
	Establishments with 50 to 99 employees	1	X	X	X
	Establishments with 100 to 249 employees	—	X	X	X
	Establishments with 250 to 499 employees	—	X	X	X
	Establishments with 500 to 999 employees	—	X	X	X
	Establishments with 1,000 employees or more	—	X	X	X

See footnotes at end of table.

Table 5. Establishments, Employees, and Payroll by Industry and Employment Size of Establishments by County: 2004—Con.

[Excludes most government employees, railroad employees, and self-employed persons. Size class 1 to 4 employees includes establishments having payroll, but no employees, during mid-March pay period. For meaning of abbreviations and symbols, see introductory text. For explanation of terms, see Appendix A. For statement on reliability, see the note at the end of the table and Appendix C]

NAICS code	Geography, kind of business, and employment size class	Establishments (number)	Paid employees for pay period including March 12 (number)	First-quarter payroll (\$1,000)	Annual payroll (\$1,000)
	SOMERSET—Con.				
72	Accommodation and food services				
	All establishments	697	10 226	39 621	168 007
	Establishments with 1 to 4 employees	335	X	X	X
	Establishments with 5 to 9 employees	120	X	X	X
	Establishments with 10 to 19 employees	100	X	X	X
	Establishments with 20 to 49 employees	102	X	X	X
	Establishments with 50 to 99 employees	25	X	X	X
	Establishments with 100 to 249 employees	13	X	X	X
	Establishments with 250 to 499 employees	2	X	X	X
	Establishments with 500 to 999 employees	—	X	X	X
	Establishments with 1,000 employees or more	—	X	X	X
721	Accommodation				
	All establishments	37	1 998	9 440	42 097
	Establishments with 1 to 4 employees	9	X	X	X
	Establishments with 5 to 9 employees	1	X	X	X
	Establishments with 10 to 19 employees	8	X	X	X
	Establishments with 20 to 49 employees	10	X	X	X
	Establishments with 50 to 99 employees	3	X	X	X
	Establishments with 100 to 249 employees	5	X	X	X
	Establishments with 250 to 499 employees	1	X	X	X
	Establishments with 500 to 999 employees	—	X	X	X
	Establishments with 1,000 employees or more	—	X	X	X
7211	Traveler accommodation				
	All establishments	33	1 994	9 424	42 031
	Establishments with 1 to 4 employees	5	X	X	X
	Establishments with 5 to 9 employees	1	X	X	X
	Establishments with 10 to 19 employees	8	X	X	X
	Establishments with 20 to 49 employees	10	X	X	X
	Establishments with 50 to 99 employees	3	X	X	X
	Establishments with 100 to 249 employees	5	X	X	X
	Establishments with 250 to 499 employees	1	X	X	X
	Establishments with 500 to 999 employees	—	X	X	X
	Establishments with 1,000 employees or more	—	X	X	X
72111	Hotels (except casino hotels) and motels				
	All establishments	33	1 994	9 424	42 031
	Establishments with 1 to 4 employees	5	X	X	X
	Establishments with 5 to 9 employees	1	X	X	X
	Establishments with 10 to 19 employees	8	X	X	X
	Establishments with 20 to 49 employees	10	X	X	X
	Establishments with 50 to 99 employees	3	X	X	X
	Establishments with 100 to 249 employees	5	X	X	X
	Establishments with 250 to 499 employees	1	X	X	X
	Establishments with 500 to 999 employees	—	X	X	X
	Establishments with 1,000 employees or more	—	X	X	X
721110	Hotels (except casino hotels) and motels				
	All establishments	33	1 994	9 424	42 031
	Establishments with 1 to 4 employees	5	X	X	X
	Establishments with 5 to 9 employees	1	X	X	X
	Establishments with 10 to 19 employees	8	X	X	X
	Establishments with 20 to 49 employees	10	X	X	X
	Establishments with 50 to 99 employees	3	X	X	X
	Establishments with 100 to 249 employees	5	X	X	X
	Establishments with 250 to 499 employees	1	X	X	X
	Establishments with 500 to 999 employees	—	X	X	X
	Establishments with 1,000 employees or more	—	X	X	X
722	Food services and drinking places				
	All establishments	660	8 228	30 181	125 910
	Establishments with 1 to 4 employees	326	X	X	X
	Establishments with 5 to 9 employees	119	X	X	X
	Establishments with 10 to 19 employees	92	X	X	X
	Establishments with 20 to 49 employees	92	X	X	X
	Establishments with 50 to 99 employees	22	X	X	X
	Establishments with 100 to 249 employees	8	X	X	X
	Establishments with 250 to 499 employees	1	X	X	X
	Establishments with 500 to 999 employees	—	X	X	X
	Establishments with 1,000 employees or more	—	X	X	X
7221	Full-service restaurants				
	All establishments	239	3 759	13 821	58 388
	Establishments with 1 to 4 employees	102	X	X	X
	Establishments with 5 to 9 employees	47	X	X	X
	Establishments with 10 to 19 employees	34	X	X	X
	Establishments with 20 to 49 employees	32	X	X	X
	Establishments with 50 to 99 employees	18	X	X	X
	Establishments with 100 to 249 employees	6	X	X	X
	Establishments with 250 to 499 employees	—	X	X	X
	Establishments with 500 to 999 employees	—	X	X	X
	Establishments with 1,000 employees or more	—	X	X	X

See footnotes at end of table.

Table 5. Establishments, Employees, and Payroll by Industry and Employment Size of Establishments by County: 2004—Con.

[Excludes most government employees, railroad employees, and self-employed persons. Size class 1 to 4 employees includes establishments having payroll, but no employees, during mid-March pay period. For meaning of abbreviations and symbols, see introductory text. For explanation of terms, see Appendix A. For statement on reliability, see the note at the end of the table and Appendix C]

NAICS code	Geography, kind of business, and employment size class	Establishments (number)	Paid employees for pay period including March 12 (number)	First-quarter payroll (\$1,000)	Annual payroll (\$1,000)
	SOMERSET—Con.				
72	Accommodation and food services—Con.				
722	Food services and drinking places—Con.				
7221	Full-service restaurants—Con.				
72211	Full-service restaurants				
	All establishments	239	3 759	13 821	58 388
	Establishments with 1 to 4 employees	102	X	X	X
	Establishments with 5 to 9 employees	47	X	X	X
	Establishments with 10 to 19 employees	34	X	X	X
	Establishments with 20 to 49 employees	32	X	X	X
	Establishments with 50 to 99 employees	18	X	X	X
	Establishments with 100 to 249 employees	6	X	X	X
	Establishments with 250 to 499 employees	—	X	X	X
	Establishments with 500 to 999 employees	—	X	X	X
	Establishments with 1,000 employees or more	—	X	X	X
722110	Full-service restaurants				
	All establishments	239	3 759	13 821	58 388
	Establishments with 1 to 4 employees	102	X	X	X
	Establishments with 5 to 9 employees	47	X	X	X
	Establishments with 10 to 19 employees	34	X	X	X
	Establishments with 20 to 49 employees	32	X	X	X
	Establishments with 50 to 99 employees	18	X	X	X
	Establishments with 100 to 249 employees	6	X	X	X
	Establishments with 250 to 499 employees	—	X	X	X
	Establishments with 500 to 999 employees	—	X	X	X
	Establishments with 1,000 employees or more	—	X	X	X
7222	Limited-service eating places				
	All establishments	286	2 677	8 155	34 693
	Establishments with 1 to 4 employees	152	X	X	X
	Establishments with 5 to 9 employees	44	X	X	X
	Establishments with 10 to 19 employees	42	X	X	X
	Establishments with 20 to 49 employees	47	X	X	X
	Establishments with 50 to 99 employees	1	X	X	X
	Establishments with 100 to 249 employees	—	X	X	X
	Establishments with 250 to 499 employees	—	X	X	X
	Establishments with 500 to 999 employees	—	X	X	X
	Establishments with 1,000 employees or more	—	X	X	X
72221	Limited-service eating places				
	All establishments	286	2 677	8 155	34 693
	Establishments with 1 to 4 employees	152	X	X	X
	Establishments with 5 to 9 employees	44	X	X	X
	Establishments with 10 to 19 employees	42	X	X	X
	Establishments with 20 to 49 employees	47	X	X	X
	Establishments with 50 to 99 employees	1	X	X	X
	Establishments with 100 to 249 employees	—	X	X	X
	Establishments with 250 to 499 employees	—	X	X	X
	Establishments with 500 to 999 employees	—	X	X	X
	Establishments with 1,000 employees or more	—	X	X	X
722211	Limited-service restaurants				
	All establishments	214	1 984	5 945	24 992
	Establishments with 1 to 4 employees	119	X	X	X
	Establishments with 5 to 9 employees	32	X	X	X
	Establishments with 10 to 19 employees	25	X	X	X
	Establishments with 20 to 49 employees	38	X	X	X
	Establishments with 50 to 99 employees	—	X	X	X
	Establishments with 100 to 249 employees	—	X	X	X
	Establishments with 250 to 499 employees	—	X	X	X
	Establishments with 500 to 999 employees	—	X	X	X
	Establishments with 1,000 employees or more	—	X	X	X
722213	Snack and nonalcoholic beverage bars				
	All establishments	64	618	1 905	8 338
	Establishments with 1 to 4 employees	29	X	X	X
	Establishments with 5 to 9 employees	9	X	X	X
	Establishments with 10 to 19 employees	17	X	X	X
	Establishments with 20 to 49 employees	8	X	X	X
	Establishments with 50 to 99 employees	1	X	X	X
	Establishments with 100 to 249 employees	—	X	X	X
	Establishments with 250 to 499 employees	—	X	X	X
	Establishments with 500 to 999 employees	—	X	X	X
	Establishments with 1,000 employees or more	—	X	X	X
7223	Special food services				
	All establishments	109	1 640	7 722	30 634
	Establishments with 1 to 4 employees	54	X	X	X
	Establishments with 5 to 9 employees	23	X	X	X
	Establishments with 10 to 19 employees	15	X	X	X
	Establishments with 20 to 49 employees	11	X	X	X
	Establishments with 50 to 99 employees	3	X	X	X
	Establishments with 100 to 249 employees	2	X	X	X
	Establishments with 250 to 499 employees	1	X	X	X
	Establishments with 500 to 999 employees	—	X	X	X
	Establishments with 1,000 employees or more	—	X	X	X

See footnotes at end of table.

Table 5. Establishments, Employees, and Payroll by Industry and Employment Size of Establishments by County: 2004—Con.

[Excludes most government employees, railroad employees, and self-employed persons. Size class 1 to 4 employees includes establishments having payroll, but no employees, during mid-March pay period. For meaning of abbreviations and symbols, see introductory text. For explanation of terms, see Appendix A. For statement on reliability, see the note at the end of the table and Appendix C]

NAICS code	Geography, kind of business, and employment size class	Establishments (number)	Paid employees for pay period including March 12 (number)	First-quarter payroll (\$1,000)	Annual payroll (\$1,000)
	SOMERSET—Con.				
72	Accommodation and food services—Con.				
722	Food services and drinking places—Con.				
7223	Special food services—Con.				
72231	Food service contractors				
	All establishments	88	1 209	6 078	22 220
	Establishments with 1 to 4 employees	46	X	X	X
	Establishments with 5 to 9 employees	20	X	X	X
	Establishments with 10 to 19 employees	12	X	X	X
	Establishments with 20 to 49 employees	6	X	X	X
	Establishments with 50 to 99 employees	2	X	X	X
	Establishments with 100 to 249 employees	1	X	X	X
	Establishments with 250 to 499 employees	1	X	X	X
	Establishments with 500 to 999 employees	—	X	X	X
	Establishments with 1,000 employees or more	—	X	X	X
722310	Food service contractors				
	All establishments	88	1 209	6 078	22 220
	Establishments with 1 to 4 employees	46	X	X	X
	Establishments with 5 to 9 employees	20	X	X	X
	Establishments with 10 to 19 employees	12	X	X	X
	Establishments with 20 to 49 employees	6	X	X	X
	Establishments with 50 to 99 employees	2	X	X	X
	Establishments with 100 to 249 employees	1	X	X	X
	Establishments with 250 to 499 employees	1	X	X	X
	Establishments with 500 to 999 employees	—	X	X	X
	Establishments with 1,000 employees or more	—	X	X	X
72232	Caterers				
	All establishments	20	e	D	D
	Establishments with 1 to 4 employees	8	X	X	X
	Establishments with 5 to 9 employees	2	X	X	X
	Establishments with 10 to 19 employees	3	X	X	X
	Establishments with 20 to 49 employees	5	X	X	X
	Establishments with 50 to 99 employees	1	X	X	X
	Establishments with 100 to 249 employees	1	X	X	X
	Establishments with 250 to 499 employees	—	X	X	X
	Establishments with 500 to 999 employees	—	X	X	X
	Establishments with 1,000 employees or more	—	X	X	X
722320	Caterers				
	All establishments	20	e	D	D
	Establishments with 1 to 4 employees	8	X	X	X
	Establishments with 5 to 9 employees	2	X	X	X
	Establishments with 10 to 19 employees	3	X	X	X
	Establishments with 20 to 49 employees	5	X	X	X
	Establishments with 50 to 99 employees	1	X	X	X
	Establishments with 100 to 249 employees	1	X	X	X
	Establishments with 250 to 499 employees	—	X	X	X
	Establishments with 500 to 999 employees	—	X	X	X
	Establishments with 1,000 employees or more	—	X	X	X
7224	Drinking places (alcoholic beverages)				
	All establishments	26	152	483	2 195
	Establishments with 1 to 4 employees	18	X	X	X
	Establishments with 5 to 9 employees	5	X	X	X
	Establishments with 10 to 19 employees	1	X	X	X
	Establishments with 20 to 49 employees	2	X	X	X
	Establishments with 50 to 99 employees	—	X	X	X
	Establishments with 100 to 249 employees	—	X	X	X
	Establishments with 250 to 499 employees	—	X	X	X
	Establishments with 500 to 999 employees	—	X	X	X
	Establishments with 1,000 employees or more	—	X	X	X
72241	Drinking places (alcoholic beverages)				
	All establishments	26	152	483	2 195
	Establishments with 1 to 4 employees	18	X	X	X
	Establishments with 5 to 9 employees	5	X	X	X
	Establishments with 10 to 19 employees	1	X	X	X
	Establishments with 20 to 49 employees	2	X	X	X
	Establishments with 50 to 99 employees	—	X	X	X
	Establishments with 100 to 249 employees	—	X	X	X
	Establishments with 250 to 499 employees	—	X	X	X
	Establishments with 500 to 999 employees	—	X	X	X
	Establishments with 1,000 employees or more	—	X	X	X
722410	Drinking places (alcoholic beverages)				
	All establishments	26	152	483	2 195
	Establishments with 1 to 4 employees	18	X	X	X
	Establishments with 5 to 9 employees	5	X	X	X
	Establishments with 10 to 19 employees	1	X	X	X
	Establishments with 20 to 49 employees	2	X	X	X
	Establishments with 50 to 99 employees	—	X	X	X
	Establishments with 100 to 249 employees	—	X	X	X
	Establishments with 250 to 499 employees	—	X	X	X
	Establishments with 500 to 999 employees	—	X	X	X
	Establishments with 1,000 employees or more	—	X	X	X

See footnotes at end of table.

Table 5. Establishments, Employees, and Payroll by Industry and Employment Size of Establishments by County: 2004—Con.

[Excludes most government employees, railroad employees, and self-employed persons. Size class 1 to 4 employees includes establishments having payroll, but no employees, during mid-March pay period. For meaning of abbreviations and symbols, see introductory text. For explanation of terms, see Appendix A. For statement on reliability, see the note at the end of the table and Appendix C]

NAICS code	Geography, kind of business, and employment size class	Establishments (number)	Paid employees for pay period including March 12 (number)	First-quarter payroll (\$1,000)	Annual payroll (\$1,000)
	SOMERSET—Con.				
81	Other services (except public administration)				
	All establishments	842	7 729	189 277	404 892
	Establishments with 1 to 4 employees	518	X	X	X
	Establishments with 5 to 9 employees	172	X	X	X
	Establishments with 10 to 19 employees	86	X	X	X
	Establishments with 20 to 49 employees	46	X	X	X
	Establishments with 50 to 99 employees	13	X	X	X
	Establishments with 100 to 249 employees	5	X	X	X
	Establishments with 250 to 499 employees	1	X	X	X
	Establishments with 500 to 999 employees	—	X	X	X
	Establishments with 1,000 employees or more	1	X	X	X
811	Repair and maintenance				
	All establishments	189	2 423	160 723	286 330
	Establishments with 1 to 4 employees	119	X	X	X
	Establishments with 5 to 9 employees	43	X	X	X
	Establishments with 10 to 19 employees	16	X	X	X
	Establishments with 20 to 49 employees	8	X	X	X
	Establishments with 50 to 99 employees	2	X	X	X
	Establishments with 100 to 249 employees	—	X	X	X
	Establishments with 250 to 499 employees	—	X	X	X
	Establishments with 500 to 999 employees	—	X	X	X
	Establishments with 1,000 employees or more	1	X	X	X
8111	Automotive repair and maintenance				
	All establishments	126	693	4 753	19 628
	Establishments with 1 to 4 employees	76	X	X	X
	Establishments with 5 to 9 employees	32	X	X	X
	Establishments with 10 to 19 employees	12	X	X	X
	Establishments with 20 to 49 employees	6	X	X	X
	Establishments with 50 to 99 employees	—	X	X	X
	Establishments with 100 to 249 employees	—	X	X	X
	Establishments with 250 to 499 employees	—	X	X	X
	Establishments with 500 to 999 employees	—	X	X	X
	Establishments with 1,000 employees or more	—	X	X	X
81111	Automotive mechanical and electrical repair and maintenance				
	All establishments	68	260	2 016	8 465
	Establishments with 1 to 4 employees	49	X	X	X
	Establishments with 5 to 9 employees	16	X	X	X
	Establishments with 10 to 19 employees	3	X	X	X
	Establishments with 20 to 49 employees	—	X	X	X
	Establishments with 50 to 99 employees	—	X	X	X
	Establishments with 100 to 249 employees	—	X	X	X
	Establishments with 250 to 499 employees	—	X	X	X
	Establishments with 500 to 999 employees	—	X	X	X
	Establishments with 1,000 employees or more	—	X	X	X
811111	General automotive repair				
	All establishments	58	223	1 772	7 425
	Establishments with 1 to 4 employees	42	X	X	X
	Establishments with 5 to 9 employees	13	X	X	X
	Establishments with 10 to 19 employees	3	X	X	X
	Establishments with 20 to 49 employees	—	X	X	X
	Establishments with 50 to 99 employees	—	X	X	X
	Establishments with 100 to 249 employees	—	X	X	X
	Establishments with 250 to 499 employees	—	X	X	X
	Establishments with 500 to 999 employees	—	X	X	X
	Establishments with 1,000 employees or more	—	X	X	X
81112	Automotive body, paint, interior, and glass repair				
	All establishments	35	206	1 875	7 587
	Establishments with 1 to 4 employees	17	X	X	X
	Establishments with 5 to 9 employees	11	X	X	X
	Establishments with 10 to 19 employees	6	X	X	X
	Establishments with 20 to 49 employees	1	X	X	X
	Establishments with 50 to 99 employees	—	X	X	X
	Establishments with 100 to 249 employees	—	X	X	X
	Establishments with 250 to 499 employees	—	X	X	X
	Establishments with 500 to 999 employees	—	X	X	X
	Establishments with 1,000 employees or more	—	X	X	X
811121	Automotive body, paint, and interior repair and maintenance				
	All establishments	32	203	1 856	7 431
	Establishments with 1 to 4 employees	14	X	X	X
	Establishments with 5 to 9 employees	11	X	X	X
	Establishments with 10 to 19 employees	6	X	X	X
	Establishments with 20 to 49 employees	1	X	X	X
	Establishments with 50 to 99 employees	—	X	X	X
	Establishments with 100 to 249 employees	—	X	X	X
	Establishments with 250 to 499 employees	—	X	X	X
	Establishments with 500 to 999 employees	—	X	X	X
	Establishments with 1,000 employees or more	—	X	X	X

See footnotes at end of table.

Table 5. Establishments, Employees, and Payroll by Industry and Employment Size of Establishments by County: 2004—Con.

[Excludes most government employees, railroad employees, and self-employed persons. Size class 1 to 4 employees includes establishments having payroll, but no employees, during mid-March pay period. For meaning of abbreviations and symbols, see introductory text. For explanation of terms, see Appendix A. For statement on reliability, see the note at the end of the table and Appendix C]

NAICS code	Geography, kind of business, and employment size class	Establishments (number)	Paid employees for pay period including March 12 (number)	First-quarter payroll (\$1,000)	Annual payroll (\$1,000)
81	SOMERSET—Con.				
	Other services (except public administration)—Con.				
811	Repair and maintenance—Con.				
8111	Automotive repair and maintenance—Con.				
81119	Other automotive repair and maintenance				
	All establishments	23	227	862	3 576
	Establishments with 1 to 4 employees	10	X	X	X
	Establishments with 5 to 9 employees	5	X	X	X
	Establishments with 10 to 19 employees	3	X	X	X
	Establishments with 20 to 49 employees	5	X	X	X
	Establishments with 50 to 99 employees	—	X	X	X
	Establishments with 100 to 249 employees	—	X	X	X
	Establishments with 250 to 499 employees	—	X	X	X
	Establishments with 500 to 999 employees	—	X	X	X
	Establishments with 1,000 employees or more	—	X	X	X
811192	Car washes				
	All establishments	18	144	447	1 879
	Establishments with 1 to 4 employees	10	X	X	X
	Establishments with 5 to 9 employees	3	X	X	X
	Establishments with 10 to 19 employees	2	X	X	X
	Establishments with 20 to 49 employees	3	X	X	X
	Establishments with 50 to 99 employees	—	X	X	X
	Establishments with 100 to 249 employees	—	X	X	X
	Establishments with 250 to 499 employees	—	X	X	X
	Establishments with 500 to 999 employees	—	X	X	X
	Establishments with 1,000 employees or more	—	X	X	X
8112	Electronic and precision equipment repair and maintenance				
	All establishments	19	g	D	D
	Establishments with 1 to 4 employees	12	X	X	X
	Establishments with 5 to 9 employees	—	X	X	X
	Establishments with 10 to 19 employees	3	X	X	X
	Establishments with 20 to 49 employees	2	X	X	X
	Establishments with 50 to 99 employees	1	X	X	X
	Establishments with 100 to 249 employees	—	X	X	X
	Establishments with 250 to 499 employees	—	X	X	X
	Establishments with 500 to 999 employees	—	X	X	X
	Establishments with 1,000 employees or more	1	X	X	X
81121	Electronic and precision equipment repair and maintenance				
	All establishments	19	g	D	D
	Establishments with 1 to 4 employees	12	X	X	X
	Establishments with 5 to 9 employees	—	X	X	X
	Establishments with 10 to 19 employees	3	X	X	X
	Establishments with 20 to 49 employees	2	X	X	X
	Establishments with 50 to 99 employees	1	X	X	X
	Establishments with 100 to 249 employees	—	X	X	X
	Establishments with 250 to 499 employees	—	X	X	X
	Establishments with 500 to 999 employees	—	X	X	X
	Establishments with 1,000 employees or more	1	X	X	X
811212	Computer and office machine repair and maintenance				
	All establishments	7	g	D	D
	Establishments with 1 to 4 employees	4	X	X	X
	Establishments with 5 to 9 employees	—	X	X	X
	Establishments with 10 to 19 employees	1	X	X	X
	Establishments with 20 to 49 employees	1	X	X	X
	Establishments with 50 to 99 employees	—	X	X	X
	Establishments with 100 to 249 employees	—	X	X	X
	Establishments with 250 to 499 employees	—	X	X	X
	Establishments with 500 to 999 employees	—	X	X	X
	Establishments with 1,000 employees or more	1	X	X	X
8113	Commercial and industrial machinery and equipment (except automotive and electronic) repair and maintenance				
	All establishments	26	c	D	D
	Establishments with 1 to 4 employees	16	X	X	X
	Establishments with 5 to 9 employees	9	X	X	X
	Establishments with 10 to 19 employees	—	X	X	X
	Establishments with 20 to 49 employees	—	X	X	X
	Establishments with 50 to 99 employees	1	X	X	X
	Establishments with 100 to 249 employees	—	X	X	X
	Establishments with 250 to 499 employees	—	X	X	X
	Establishments with 500 to 999 employees	—	X	X	X
	Establishments with 1,000 employees or more	—	X	X	X
81131	Commercial and industrial machinery and equipment (except automotive and electronic) repair and maintenance				
	All establishments	26	c	D	D
	Establishments with 1 to 4 employees	16	X	X	X
	Establishments with 5 to 9 employees	9	X	X	X
	Establishments with 10 to 19 employees	—	X	X	X
	Establishments with 20 to 49 employees	—	X	X	X
	Establishments with 50 to 99 employees	1	X	X	X
	Establishments with 100 to 249 employees	—	X	X	X
	Establishments with 250 to 499 employees	—	X	X	X
	Establishments with 500 to 999 employees	—	X	X	X

See footnotes at end of table.

Table 5. Establishments, Employees, and Payroll by Industry and Employment Size of Establishments by County: 2004—Con.

[Excludes most government employees, railroad employees, and self-employed persons. Size class 1 to 4 employees includes establishments having payroll, but no employees, during mid-March pay period. For meaning of abbreviations and symbols, see introductory text. For explanation of terms, see Appendix A. For statement on reliability, see the note at the end of the table and Appendix C]

NAICS code	Geography, kind of business, and employment size class	Establishments (number)	Paid employees for pay period including March 12 (number)	First-quarter payroll (\$1,000)	Annual payroll (\$1,000)
	SOMERSET—Con.				
81	Other services (except public administration)—Con.				
811	Repair and maintenance—Con.				
8113	Commercial and industrial machinery and equipment (except automotive and electronic) repair and maintenance—Con.				
81131	Commercial and industrial machinery and equipment (except automotive and electronic) repair and maintenance—Con.				
	All establishments—Con.				
	Establishments with 1,000 employees or more	—	X	X	X
811310	Commercial and industrial machinery and equipment (except automotive and electronic) repair and maintenance				
	All establishments	26	c	D	D
	Establishments with 1 to 4 employees	16	X	X	X
	Establishments with 5 to 9 employees	9	X	X	X
	Establishments with 10 to 19 employees	—	X	X	X
	Establishments with 20 to 49 employees	—	X	X	X
	Establishments with 50 to 99 employees	1	X	X	X
	Establishments with 100 to 249 employees	—	X	X	X
	Establishments with 250 to 499 employees	—	X	X	X
	Establishments with 500 to 999 employees	—	X	X	X
	Establishments with 1,000 employees or more	—	X	X	X
812	Personal and laundry services				
	All establishments	387	1 963	8 874	37 982
	Establishments with 1 to 4 employees	253	X	X	X
	Establishments with 5 to 9 employees	77	X	X	X
	Establishments with 10 to 19 employees	42	X	X	X
	Establishments with 20 to 49 employees	13	X	X	X
	Establishments with 50 to 99 employees	2	X	X	X
	Establishments with 100 to 249 employees	—	X	X	X
	Establishments with 250 to 499 employees	—	X	X	X
	Establishments with 500 to 999 employees	—	X	X	X
	Establishments with 1,000 employees or more	—	X	X	X
8121	Personal care services				
	All establishments	225	1 162	4 829	21 038
	Establishments with 1 to 4 employees	141	X	X	X
	Establishments with 5 to 9 employees	49	X	X	X
	Establishments with 10 to 19 employees	29	X	X	X
	Establishments with 20 to 49 employees	5	X	X	X
	Establishments with 50 to 99 employees	1	X	X	X
	Establishments with 100 to 249 employees	—	X	X	X
	Establishments with 250 to 499 employees	—	X	X	X
	Establishments with 500 to 999 employees	—	X	X	X
	Establishments with 1,000 employees or more	—	X	X	X
81211	Hair, nail, and skin care services				
	All establishments	203	1 071	4 576	19 949
	Establishments with 1 to 4 employees	127	X	X	X
	Establishments with 5 to 9 employees	43	X	X	X
	Establishments with 10 to 19 employees	27	X	X	X
	Establishments with 20 to 49 employees	5	X	X	X
	Establishments with 50 to 99 employees	1	X	X	X
	Establishments with 100 to 249 employees	—	X	X	X
	Establishments with 250 to 499 employees	—	X	X	X
	Establishments with 500 to 999 employees	—	X	X	X
	Establishments with 1,000 employees or more	—	X	X	X
812112	Beauty salons				
	All establishments	160	982	4 321	18 787
	Establishments with 1 to 4 employees	89	X	X	X
	Establishments with 5 to 9 employees	38	X	X	X
	Establishments with 10 to 19 employees	27	X	X	X
	Establishments with 20 to 49 employees	5	X	X	X
	Establishments with 50 to 99 employees	1	X	X	X
	Establishments with 100 to 249 employees	—	X	X	X
	Establishments with 250 to 499 employees	—	X	X	X
	Establishments with 500 to 999 employees	—	X	X	X
	Establishments with 1,000 employees or more	—	X	X	X
8123	Drycleaning and laundry services				
	All establishments	90	452	2 233	8 870
	Establishments with 1 to 4 employees	64	X	X	X
	Establishments with 5 to 9 employees	14	X	X	X
	Establishments with 10 to 19 employees	7	X	X	X
	Establishments with 20 to 49 employees	4	X	X	X
	Establishments with 50 to 99 employees	1	X	X	X
	Establishments with 100 to 249 employees	—	X	X	X
	Establishments with 250 to 499 employees	—	X	X	X
	Establishments with 500 to 999 employees	—	X	X	X
	Establishments with 1,000 employees or more	—	X	X	X

See footnotes at end of table.

Table 5. Establishments, Employees, and Payroll by Industry and Employment Size of Establishments by County: 2004—Con.

[Excludes most government employees, railroad employees, and self-employed persons. Size class 1 to 4 employees includes establishments having payroll, but no employees, during mid-March pay period. For meaning of abbreviations and symbols, see introductory text. For explanation of terms, see Appendix A. For statement on reliability, see the note at the end of the table and Appendix C]

NAICS code	Geography, kind of business, and employment size class	Establishments (number)	Paid employees for pay period including March 12 (number)	First-quarter payroll (\$1,000)	Annual payroll (\$1,000)
	SOMERSET—Con.				
81	Other services (except public administration)—Con.				
812	Personal and laundry services—Con.				
8123	Drycleaning and laundry services—Con.				
81232	Drycleaning and laundry services (except coin-operated)				
	All establishments	66	339	1 355	5 912
	Establishments with 1 to 4 employees	45	X	X	X
	Establishments with 5 to 9 employees	10	X	X	X
	Establishments with 10 to 19 employees	7	X	X	X
	Establishments with 20 to 49 employees	4	X	X	X
	Establishments with 50 to 99 employees	—	X	X	X
	Establishments with 100 to 249 employees	—	X	X	X
	Establishments with 250 to 499 employees	—	X	X	X
	Establishments with 500 to 999 employees	—	X	X	X
	Establishments with 1,000 employees or more	—	X	X	X
812320	Drycleaning and laundry services (except coin-operated)				
	All establishments	66	339	1 355	5 912
	Establishments with 1 to 4 employees	45	X	X	X
	Establishments with 5 to 9 employees	10	X	X	X
	Establishments with 10 to 19 employees	7	X	X	X
	Establishments with 20 to 49 employees	4	X	X	X
	Establishments with 50 to 99 employees	—	X	X	X
	Establishments with 100 to 249 employees	—	X	X	X
	Establishments with 250 to 499 employees	—	X	X	X
	Establishments with 500 to 999 employees	—	X	X	X
	Establishments with 1,000 employees or more	—	X	X	X
8129	Other personal services				
	All establishments	55	281	913	4 353
	Establishments with 1 to 4 employees	36	X	X	X
	Establishments with 5 to 9 employees	12	X	X	X
	Establishments with 10 to 19 employees	3	X	X	X
	Establishments with 20 to 49 employees	4	X	X	X
	Establishments with 50 to 99 employees	—	X	X	X
	Establishments with 100 to 249 employees	—	X	X	X
	Establishments with 250 to 499 employees	—	X	X	X
	Establishments with 500 to 999 employees	—	X	X	X
	Establishments with 1,000 employees or more	—	X	X	X
81291	Pet care (except veterinary) services				
	All establishments	20	130	487	2 181
	Establishments with 1 to 4 employees	11	X	X	X
	Establishments with 5 to 9 employees	5	X	X	X
	Establishments with 10 to 19 employees	2	X	X	X
	Establishments with 20 to 49 employees	2	X	X	X
	Establishments with 50 to 99 employees	—	X	X	X
	Establishments with 100 to 249 employees	—	X	X	X
	Establishments with 250 to 499 employees	—	X	X	X
	Establishments with 500 to 999 employees	—	X	X	X
	Establishments with 1,000 employees or more	—	X	X	X
812910	Pet care (except veterinary) services				
	All establishments	20	130	487	2 181
	Establishments with 1 to 4 employees	11	X	X	X
	Establishments with 5 to 9 employees	5	X	X	X
	Establishments with 10 to 19 employees	2	X	X	X
	Establishments with 20 to 49 employees	2	X	X	X
	Establishments with 50 to 99 employees	—	X	X	X
	Establishments with 100 to 249 employees	—	X	X	X
	Establishments with 250 to 499 employees	—	X	X	X
	Establishments with 500 to 999 employees	—	X	X	X
	Establishments with 1,000 employees or more	—	X	X	X
813	Religious, grantmaking, civic, professional, and similar organizations				
	All establishments	266	3 343	19 680	80 580
	Establishments with 1 to 4 employees	146	X	X	X
	Establishments with 5 to 9 employees	52	X	X	X
	Establishments with 10 to 19 employees	28	X	X	X
	Establishments with 20 to 49 employees	25	X	X	X
	Establishments with 50 to 99 employees	9	X	X	X
	Establishments with 100 to 249 employees	5	X	X	X
	Establishments with 250 to 499 employees	1	X	X	X
	Establishments with 500 to 999 employees	—	X	X	X
	Establishments with 1,000 employees or more	—	X	X	X
8131	Religious organizations				
	All establishments	146	1 967	9 655	39 201
	Establishments with 1 to 4 employees	72	X	X	X
	Establishments with 5 to 9 employees	27	X	X	X
	Establishments with 10 to 19 employees	20	X	X	X
	Establishments with 20 to 49 employees	17	X	X	X
	Establishments with 50 to 99 employees	6	X	X	X
	Establishments with 100 to 249 employees	4	X	X	X
	Establishments with 250 to 499 employees	—	X	X	X
	Establishments with 500 to 999 employees	—	X	X	X
	Establishments with 1,000 employees or more	—	X	X	X

See footnotes at end of table.

Table 5. Establishments, Employees, and Payroll by Industry and Employment Size of Establishments by County: 2004—Con.

[Excludes most government employees, railroad employees, and self-employed persons. Size class 1 to 4 employees includes establishments having payroll, but no employees, during mid-March pay period. For meaning of abbreviations and symbols, see introductory text. For explanation of terms, see Appendix A. For statement on reliability, see the note at the end of the table and Appendix C]

NAICS code	Geography, kind of business, and employment size class	Establishments (number)	Paid employees for pay period including March 12 (number)	First-quarter payroll (\$1,000)	Annual payroll (\$1,000)
	SOMERSET—Con.				
81	Other services (except public administration)—Con.				
813	Religious, grantmaking, civic, professional, and similar organizations—Con.				
8131	Religious organizations—Con.				
81311	Religious organizations				
	All establishments	146	1 967	9 655	39 201
	Establishments with 1 to 4 employees	72	X	X	X
	Establishments with 5 to 9 employees	27	X	X	X
	Establishments with 10 to 19 employees	20	X	X	X
	Establishments with 20 to 49 employees	17	X	X	X
	Establishments with 50 to 99 employees	6	X	X	X
	Establishments with 100 to 249 employees	4	X	X	X
	Establishments with 250 to 499 employees	—	X	X	X
	Establishments with 500 to 999 employees	—	X	X	X
	Establishments with 1,000 employees or more	—	X	X	X
813110	Religious organizations				
	All establishments	146	1 967	9 655	39 201
	Establishments with 1 to 4 employees	72	X	X	X
	Establishments with 5 to 9 employees	27	X	X	X
	Establishments with 10 to 19 employees	20	X	X	X
	Establishments with 20 to 49 employees	17	X	X	X
	Establishments with 50 to 99 employees	6	X	X	X
	Establishments with 100 to 249 employees	4	X	X	X
	Establishments with 250 to 499 employees	—	X	X	X
	Establishments with 500 to 999 employees	—	X	X	X
	Establishments with 1,000 employees or more	—	X	X	X
8132	Grantmaking and giving services				
	All establishments	17	161	1 364	5 613
	Establishments with 1 to 4 employees	11	X	X	X
	Establishments with 5 to 9 employees	1	X	X	X
	Establishments with 10 to 19 employees	1	X	X	X
	Establishments with 20 to 49 employees	4	X	X	X
	Establishments with 50 to 99 employees	—	X	X	X
	Establishments with 100 to 249 employees	—	X	X	X
	Establishments with 250 to 499 employees	—	X	X	X
	Establishments with 500 to 999 employees	—	X	X	X
	Establishments with 1,000 employees or more	—	X	X	X
81321	Grantmaking and giving services				
	All establishments	17	161	1 364	5 613
	Establishments with 1 to 4 employees	11	X	X	X
	Establishments with 5 to 9 employees	1	X	X	X
	Establishments with 10 to 19 employees	1	X	X	X
	Establishments with 20 to 49 employees	4	X	X	X
	Establishments with 50 to 99 employees	—	X	X	X
	Establishments with 100 to 249 employees	—	X	X	X
	Establishments with 250 to 499 employees	—	X	X	X
	Establishments with 500 to 999 employees	—	X	X	X
	Establishments with 1,000 employees or more	—	X	X	X
8134	Civic and social organizations				
	All establishments	16	626	1 891	8 247
	Establishments with 1 to 4 employees	5	X	X	X
	Establishments with 5 to 9 employees	3	X	X	X
	Establishments with 10 to 19 employees	2	X	X	X
	Establishments with 20 to 49 employees	3	X	X	X
	Establishments with 50 to 99 employees	2	X	X	X
	Establishments with 100 to 249 employees	—	X	X	X
	Establishments with 250 to 499 employees	1	X	X	X
	Establishments with 500 to 999 employees	—	X	X	X
	Establishments with 1,000 employees or more	—	X	X	X
81341	Civic and social organizations				
	All establishments	16	626	1 891	8 247
	Establishments with 1 to 4 employees	5	X	X	X
	Establishments with 5 to 9 employees	3	X	X	X
	Establishments with 10 to 19 employees	2	X	X	X
	Establishments with 20 to 49 employees	3	X	X	X
	Establishments with 50 to 99 employees	2	X	X	X
	Establishments with 100 to 249 employees	—	X	X	X
	Establishments with 250 to 499 employees	1	X	X	X
	Establishments with 500 to 999 employees	—	X	X	X
	Establishments with 1,000 employees or more	—	X	X	X
813410	Civic and social organizations				
	All establishments	16	626	1 891	8 247
	Establishments with 1 to 4 employees	5	X	X	X
	Establishments with 5 to 9 employees	3	X	X	X
	Establishments with 10 to 19 employees	2	X	X	X
	Establishments with 20 to 49 employees	3	X	X	X
	Establishments with 50 to 99 employees	2	X	X	X
	Establishments with 100 to 249 employees	—	X	X	X
	Establishments with 250 to 499 employees	1	X	X	X
	Establishments with 500 to 999 employees	—	X	X	X
	Establishments with 1,000 employees or more	—	X	X	X

See footnotes at end of table.

Table 5. Establishments, Employees, and Payroll by Industry and Employment Size of Establishments by County: 2004—Con.

[Excludes most government employees, railroad employees, and self-employed persons. Size class 1 to 4 employees includes establishments having payroll, but no employees, during mid-March pay period. For meaning of abbreviations and symbols, see introductory text. For explanation of terms, see Appendix A. For statement on reliability, see the note at the end of the table and Appendix C]

NAICS code	Geography, kind of business, and employment size class	Establishments (number)	Paid employees for pay period including March 12 (number)	First-quarter payroll (\$1,000)	Annual payroll (\$1,000)
	SOMERSET—Con.				
81	Other services (except public administration)—Con.				
813	Religious, grantmaking, civic, professional, and similar organizations—Con.				
8139	Business, professional, labor, political, and similar organizations				
	All establishments	80	545	6 348	25 734
	Establishments with 1 to 4 employees	55	X	X	X
	Establishments with 5 to 9 employees	19	X	X	X
	Establishments with 10 to 19 employees	3	X	X	X
	Establishments with 20 to 49 employees	1	X	X	X
	Establishments with 50 to 99 employees	1	X	X	X
	Establishments with 100 to 249 employees	1	X	X	X
	Establishments with 250 to 499 employees	—	X	X	X
	Establishments with 500 to 999 employees	—	X	X	X
	Establishments with 1,000 employees or more	—	X	X	X
81393	Labor Unions and Similar Labor Organizations				
	All establishments	22	211	1 905	7 078
	Establishments with 1 to 4 employees	8	X	X	X
	Establishments with 5 to 9 employees	9	X	X	X
	Establishments with 10 to 19 employees	3	X	X	X
	Establishments with 20 to 49 employees	1	X	X	X
	Establishments with 50 to 99 employees	1	X	X	X
	Establishments with 100 to 249 employees	—	X	X	X
	Establishments with 250 to 499 employees	—	X	X	X
	Establishments with 500 to 999 employees	—	X	X	X
	Establishments with 1,000 employees or more	—	X	X	X
813930	Labor Unions and Similar Labor Organizations				
	All establishments	22	211	1 905	7 078
	Establishments with 1 to 4 employees	8	X	X	X
	Establishments with 5 to 9 employees	9	X	X	X
	Establishments with 10 to 19 employees	3	X	X	X
	Establishments with 20 to 49 employees	1	X	X	X
	Establishments with 50 to 99 employees	1	X	X	X
	Establishments with 100 to 249 employees	—	X	X	X
	Establishments with 250 to 499 employees	—	X	X	X
	Establishments with 500 to 999 employees	—	X	X	X
	Establishments with 1,000 employees or more	—	X	X	X
81399	Other similar organizations (except business, professional, labor, and political organizations)				
	All establishments	21	269	3 858	15 372
	Establishments with 1 to 4 employees	17	X	X	X
	Establishments with 5 to 9 employees	3	X	X	X
	Establishments with 10 to 19 employees	—	X	X	X
	Establishments with 20 to 49 employees	—	X	X	X
	Establishments with 50 to 99 employees	—	X	X	X
	Establishments with 100 to 249 employees	1	X	X	X
	Establishments with 250 to 499 employees	—	X	X	X
	Establishments with 500 to 999 employees	—	X	X	X
	Establishments with 1,000 employees or more	—	X	X	X
813990	Other similar organizations (except business, professional, labor, and political organizations)				
	All establishments	21	269	3 858	15 372
	Establishments with 1 to 4 employees	17	X	X	X
	Establishments with 5 to 9 employees	3	X	X	X
	Establishments with 10 to 19 employees	—	X	X	X
	Establishments with 20 to 49 employees	—	X	X	X
	Establishments with 50 to 99 employees	—	X	X	X
	Establishments with 100 to 249 employees	1	X	X	X
	Establishments with 250 to 499 employees	—	X	X	X
	Establishments with 500 to 999 employees	—	X	X	X
	Establishments with 1,000 employees or more	—	X	X	X
99	Industries not classified				
	All establishments	72	b	D	D
	Establishments with 1 to 4 employees	69	X	X	X
	Establishments with 5 to 9 employees	3	X	X	X
	Establishments with 10 to 19 employees	—	X	X	X
	Establishments with 20 to 49 employees	—	X	X	X
	Establishments with 50 to 99 employees	—	X	X	X
	Establishments with 100 to 249 employees	—	X	X	X
	Establishments with 250 to 499 employees	—	X	X	X
	Establishments with 500 to 999 employees	—	X	X	X
	Establishments with 1,000 employees or more	—	X	X	X
	SUSSEX				
	Total for all sectors				

See footnotes at end of table.

Table 5. Establishments, Employees, and Payroll by Industry and Employment Size of Establishments by County: 2004—Con.

[Excludes most government employees, railroad employees, and self-employed persons. Size class 1 to 4 employees includes establishments having payroll, but no employees, during mid-March pay period. For meaning of abbreviations and symbols, see introductory text. For explanation of terms, see Appendix A. For statement on reliability, see the note at the end of the table and Appendix C]

NAICS code	Geography, kind of business, and employment size class	Establishments (number)	Paid employees for pay period including March 12 (number)	First-quarter payroll (\$1,000)	Annual payroll (\$1,000)
	SUSSEX—Con.				
	Total for all sectors—Con.				
	All establishments	3 716	33 603	237 633	1 015 503
	Establishments with 1 to 4 employees	2 343	X	X	X
	Establishments with 5 to 9 employees	687	X	X	X
	Establishments with 10 to 19 employees	381	X	X	X
	Establishments with 20 to 49 employees	218	X	X	X
	Establishments with 50 to 99 employees	51	X	X	X
	Establishments with 100 to 249 employees	27	X	X	X
	Establishments with 250 to 499 employees	4	X	X	X
	Establishments with 500 to 999 employees	2	X	X	X
	Establishments with 1,000 employees or more	3	X	X	X
11	Forestry, fishing & hunting, and agricultural support services (NAICS 113-115)				
	All establishments	10	b	D	D
	Establishments with 1 to 4 employees	7	X	X	X
	Establishments with 5 to 9 employees	3	X	X	X
	Establishments with 10 to 19 employees	—	X	X	X
	Establishments with 20 to 49 employees	—	X	X	X
	Establishments with 50 to 99 employees	—	X	X	X
	Establishments with 100 to 249 employees	—	X	X	X
	Establishments with 250 to 499 employees	—	X	X	X
	Establishments with 500 to 999 employees	—	X	X	X
	Establishments with 1,000 employees or more	—	X	X	X
21	Mining				
	All establishments	13	c	D	D
	Establishments with 1 to 4 employees	6	X	X	X
	Establishments with 5 to 9 employees	3	X	X	X
	Establishments with 10 to 19 employees	1	X	X	X
	Establishments with 20 to 49 employees	3	X	X	X
	Establishments with 50 to 99 employees	—	X	X	X
	Establishments with 100 to 249 employees	—	X	X	X
	Establishments with 250 to 499 employees	—	X	X	X
	Establishments with 500 to 999 employees	—	X	X	X
	Establishments with 1,000 employees or more	—	X	X	X
212	Mining (except oil and gas)				
	All establishments	12	c	D	D
	Establishments with 1 to 4 employees	5	X	X	X
	Establishments with 5 to 9 employees	3	X	X	X
	Establishments with 10 to 19 employees	1	X	X	X
	Establishments with 20 to 49 employees	3	X	X	X
	Establishments with 50 to 99 employees	—	X	X	X
	Establishments with 100 to 249 employees	—	X	X	X
	Establishments with 250 to 499 employees	—	X	X	X
	Establishments with 500 to 999 employees	—	X	X	X
	Establishments with 1,000 employees or more	—	X	X	X
2123	Nonmetallic mineral mining and quarrying				
	All establishments	12	c	D	D
	Establishments with 1 to 4 employees	5	X	X	X
	Establishments with 5 to 9 employees	3	X	X	X
	Establishments with 10 to 19 employees	1	X	X	X
	Establishments with 20 to 49 employees	3	X	X	X
	Establishments with 50 to 99 employees	—	X	X	X
	Establishments with 100 to 249 employees	—	X	X	X
	Establishments with 250 to 499 employees	—	X	X	X
	Establishments with 500 to 999 employees	—	X	X	X
	Establishments with 1,000 employees or more	—	X	X	X
22	Utilities				
	All establishments	10	195	2 526	10 385
	Establishments with 1 to 4 employees	6	X	X	X
	Establishments with 5 to 9 employees	1	X	X	X
	Establishments with 10 to 19 employees	—	X	X	X
	Establishments with 20 to 49 employees	1	X	X	X
	Establishments with 50 to 99 employees	2	X	X	X
	Establishments with 100 to 249 employees	—	X	X	X
	Establishments with 250 to 499 employees	—	X	X	X
	Establishments with 500 to 999 employees	—	X	X	X
	Establishments with 1,000 employees or more	—	X	X	X
221	Utilities				
	All establishments	10	195	2 526	10 385
	Establishments with 1 to 4 employees	6	X	X	X
	Establishments with 5 to 9 employees	1	X	X	X
	Establishments with 10 to 19 employees	—	X	X	X
	Establishments with 20 to 49 employees	1	X	X	X
	Establishments with 50 to 99 employees	2	X	X	X
	Establishments with 100 to 249 employees	—	X	X	X
	Establishments with 250 to 499 employees	—	X	X	X
	Establishments with 500 to 999 employees	—	X	X	X
	Establishments with 1,000 employees or more	—	X	X	X

See footnotes at end of table.

Table 5. Establishments, Employees, and Payroll by Industry and Employment Size of Establishments by County: 2004—Con.

[Excludes most government employees, railroad employees, and self-employed persons. Size class 1 to 4 employees includes establishments having payroll, but no employees, during mid-March pay period. For meaning of abbreviations and symbols, see introductory text. For explanation of terms, see Appendix A. For statement on reliability, see the note at the end of the table and Appendix C]

NAICS code	Geography, kind of business, and employment size class	Establishments (number)	Paid employees for pay period including March 12 (number)	First-quarter payroll (\$1,000)	Annual payroll (\$1,000)
22	SUSSEX—Con.				
	Utilities—Con.				
221	Utilities—Con.				
2211	Electric power generation, transmission, and distribution				
	All establishments	4	c	D	D
	Establishments with 1 to 4 employees	1	X	X	X
	Establishments with 5 to 9 employees	—	X	X	X
	Establishments with 10 to 19 employees	—	X	X	X
	Establishments with 20 to 49 employees	1	X	X	X
	Establishments with 50 to 99 employees	2	X	X	X
	Establishments with 100 to 249 employees	—	X	X	X
	Establishments with 250 to 499 employees	—	X	X	X
	Establishments with 500 to 999 employees	—	X	X	X
	Establishments with 1,000 employees or more	—	X	X	X
22112	Electric power transmission, control, and distribution				
	All establishments	4	c	D	D
	Establishments with 1 to 4 employees	1	X	X	X
	Establishments with 5 to 9 employees	—	X	X	X
	Establishments with 10 to 19 employees	—	X	X	X
	Establishments with 20 to 49 employees	1	X	X	X
	Establishments with 50 to 99 employees	2	X	X	X
	Establishments with 100 to 249 employees	—	X	X	X
	Establishments with 250 to 499 employees	—	X	X	X
	Establishments with 500 to 999 employees	—	X	X	X
	Establishments with 1,000 employees or more	—	X	X	X
221122	Electric power distribution				
	All establishments	4	c	D	D
	Establishments with 1 to 4 employees	1	X	X	X
	Establishments with 5 to 9 employees	—	X	X	X
	Establishments with 10 to 19 employees	—	X	X	X
	Establishments with 20 to 49 employees	1	X	X	X
	Establishments with 50 to 99 employees	2	X	X	X
	Establishments with 100 to 249 employees	—	X	X	X
	Establishments with 250 to 499 employees	—	X	X	X
	Establishments with 500 to 999 employees	—	X	X	X
	Establishments with 1,000 employees or more	—	X	X	X
23	Construction				
	All establishments	663	2 668	22 542	112 440
	Establishments with 1 to 4 employees	506	X	X	X
	Establishments with 5 to 9 employees	95	X	X	X
	Establishments with 10 to 19 employees	36	X	X	X
	Establishments with 20 to 49 employees	21	X	X	X
	Establishments with 50 to 99 employees	5	X	X	X
	Establishments with 100 to 249 employees	—	X	X	X
	Establishments with 250 to 499 employees	—	X	X	X
	Establishments with 500 to 999 employees	—	X	X	X
	Establishments with 1,000 employees or more	—	X	X	X
236	Construction of buildings				
	All establishments	179	647	5 047	25 442
	Establishments with 1 to 4 employees	136	X	X	X
	Establishments with 5 to 9 employees	32	X	X	X
	Establishments with 10 to 19 employees	4	X	X	X
	Establishments with 20 to 49 employees	7	X	X	X
	Establishments with 50 to 99 employees	—	X	X	X
	Establishments with 100 to 249 employees	—	X	X	X
	Establishments with 250 to 499 employees	—	X	X	X
	Establishments with 500 to 999 employees	—	X	X	X
	Establishments with 1,000 employees or more	—	X	X	X
2361	Residential building construction				
	All establishments	155	427	3 054	14 607
	Establishments with 1 to 4 employees	126	X	X	X
	Establishments with 5 to 9 employees	25	X	X	X
	Establishments with 10 to 19 employees	2	X	X	X
	Establishments with 20 to 49 employees	2	X	X	X
	Establishments with 50 to 99 employees	—	X	X	X
	Establishments with 100 to 249 employees	—	X	X	X
	Establishments with 250 to 499 employees	—	X	X	X
	Establishments with 500 to 999 employees	—	X	X	X
	Establishments with 1,000 employees or more	—	X	X	X
23611	Residential building construction				
	All establishments	155	427	3 054	14 607
	Establishments with 1 to 4 employees	126	X	X	X
	Establishments with 5 to 9 employees	25	X	X	X
	Establishments with 10 to 19 employees	2	X	X	X
	Establishments with 20 to 49 employees	2	X	X	X
	Establishments with 50 to 99 employees	—	X	X	X
	Establishments with 100 to 249 employees	—	X	X	X
	Establishments with 250 to 499 employees	—	X	X	X
	Establishments with 500 to 999 employees	—	X	X	X
	Establishments with 1,000 employees or more	—	X	X	X

See footnotes at end of table.

Table 5. **Establishments, Employees, and Payroll by Industry and Employment Size of Establishments by County: 2004—Con.**

[Excludes most government employees, railroad employees, and self-employed persons. Size class 1 to 4 employees includes establishments having payroll, but no employees, during mid-March pay period. For meaning of abbreviations and symbols, see introductory text. For explanation of terms, see Appendix A. For statement on reliability, see the note at the end of the table and Appendix C]

NAICS code	Geography, kind of business, and employment size class	Establishments (number)	Paid employees for pay period including March 12 (number)	First-quarter payroll (\$1,000)	Annual payroll (\$1,000)
SUSSEX—Con.					
23	Construction—Con.				
236	Construction of buildings—Con.				
2361	Residential building construction—Con.				
23611	Residential building construction—Con.				
236115	New single-family housing construction (except operative builders)				
	All establishments	87	226	1 697	8 024
	Establishments with 1 to 4 employees	70	X	X	X
	Establishments with 5 to 9 employees	16	X	X	X
	Establishments with 10 to 19 employees	1	X	X	X
	Establishments with 20 to 49 employees	—	X	X	X
	Establishments with 50 to 99 employees	—	X	X	X
	Establishments with 100 to 249 employees	—	X	X	X
	Establishments with 250 to 499 employees	—	X	X	X
	Establishments with 500 to 999 employees	—	X	X	X
	Establishments with 1,000 employees or more	—	X	X	X
236118	Residential remodelers				
	All establishments	58	139	755	3 824
	Establishments with 1 to 4 employees	50	X	X	X
	Establishments with 5 to 9 employees	7	X	X	X
	Establishments with 10 to 19 employees	—	X	X	X
	Establishments with 20 to 49 employees	1	X	X	X
	Establishments with 50 to 99 employees	—	X	X	X
	Establishments with 100 to 249 employees	—	X	X	X
	Establishments with 250 to 499 employees	—	X	X	X
	Establishments with 500 to 999 employees	—	X	X	X
	Establishments with 1,000 employees or more	—	X	X	X
2362	Nonresidential building construction				
	All establishments	24	220	1 993	10 835
	Establishments with 1 to 4 employees	10	X	X	X
	Establishments with 5 to 9 employees	7	X	X	X
	Establishments with 10 to 19 employees	2	X	X	X
	Establishments with 20 to 49 employees	5	X	X	X
	Establishments with 50 to 99 employees	—	X	X	X
	Establishments with 100 to 249 employees	—	X	X	X
	Establishments with 250 to 499 employees	—	X	X	X
	Establishments with 500 to 999 employees	—	X	X	X
	Establishments with 1,000 employees or more	—	X	X	X
23622	Commercial and institutional building construction				
	All establishments	24	220	1 993	10 835
	Establishments with 1 to 4 employees	10	X	X	X
	Establishments with 5 to 9 employees	7	X	X	X
	Establishments with 10 to 19 employees	2	X	X	X
	Establishments with 20 to 49 employees	5	X	X	X
	Establishments with 50 to 99 employees	—	X	X	X
	Establishments with 100 to 249 employees	—	X	X	X
	Establishments with 250 to 499 employees	—	X	X	X
	Establishments with 500 to 999 employees	—	X	X	X
	Establishments with 1,000 employees or more	—	X	X	X
236220	Commercial and institutional building construction				
	All establishments	24	220	1 993	10 835
	Establishments with 1 to 4 employees	10	X	X	X
	Establishments with 5 to 9 employees	7	X	X	X
	Establishments with 10 to 19 employees	2	X	X	X
	Establishments with 20 to 49 employees	5	X	X	X
	Establishments with 50 to 99 employees	—	X	X	X
	Establishments with 100 to 249 employees	—	X	X	X
	Establishments with 250 to 499 employees	—	X	X	X
	Establishments with 500 to 999 employees	—	X	X	X
	Establishments with 1,000 employees or more	—	X	X	X
237	Heavy and civil engineering construction				
	All establishments	26	255	1 699	10 676
	Establishments with 1 to 4 employees	12	X	X	X
	Establishments with 5 to 9 employees	5	X	X	X
	Establishments with 10 to 19 employees	6	X	X	X
	Establishments with 20 to 49 employees	2	X	X	X
	Establishments with 50 to 99 employees	1	X	X	X
	Establishments with 100 to 249 employees	—	X	X	X
	Establishments with 250 to 499 employees	—	X	X	X
	Establishments with 500 to 999 employees	—	X	X	X
	Establishments with 1,000 employees or more	—	X	X	X
2373	Highway, street, and bridge construction				
	All establishments	9	149	880	6 290
	Establishments with 1 to 4 employees	2	X	X	X
	Establishments with 5 to 9 employees	3	X	X	X
	Establishments with 10 to 19 employees	2	X	X	X
	Establishments with 20 to 49 employees	1	X	X	X
	Establishments with 50 to 99 employees	1	X	X	X
	Establishments with 100 to 249 employees	—	X	X	X
	Establishments with 250 to 499 employees	—	X	X	X
	Establishments with 500 to 999 employees	—	X	X	X
	Establishments with 1,000 employees or more	—	X	X	X

See footnotes at end of table.

Table 5. Establishments, Employees, and Payroll by Industry and Employment Size of Establishments by County: 2004—Con.

[Excludes most government employees, railroad employees, and self-employed persons. Size class 1 to 4 employees includes establishments having payroll, but no employees, during mid-March pay period. For meaning of abbreviations and symbols, see introductory text. For explanation of terms, see Appendix A. For statement on reliability, see the note at the end of the table and Appendix C]

NAICS code	Geography, kind of business, and employment size class	Establishments (number)	Paid employees for pay period including March 12 (number)	First-quarter payroll (\$1,000)	Annual payroll (\$1,000)
	SUSSEX—Con.				
23	Construction—Con.				
237	Heavy and civil engineering construction—Con.				
2373	Highway, street, and bridge construction—Con.				
23731	Highway, street, and bridge construction				
	All establishments	9	149	880	6 290
	Establishments with 1 to 4 employees	2	X	X	X
	Establishments with 5 to 9 employees	3	X	X	X
	Establishments with 10 to 19 employees	2	X	X	X
	Establishments with 20 to 49 employees	1	X	X	X
	Establishments with 50 to 99 employees	1	X	X	X
	Establishments with 100 to 249 employees	—	X	X	X
	Establishments with 250 to 499 employees	—	X	X	X
	Establishments with 500 to 999 employees	—	X	X	X
	Establishments with 1,000 employees or more	—	X	X	X
237310	Highway, street, and bridge construction				
	All establishments	9	149	880	6 290
	Establishments with 1 to 4 employees	2	X	X	X
	Establishments with 5 to 9 employees	3	X	X	X
	Establishments with 10 to 19 employees	2	X	X	X
	Establishments with 20 to 49 employees	1	X	X	X
	Establishments with 50 to 99 employees	1	X	X	X
	Establishments with 100 to 249 employees	—	X	X	X
	Establishments with 250 to 499 employees	—	X	X	X
	Establishments with 500 to 999 employees	—	X	X	X
	Establishments with 1,000 employees or more	—	X	X	X
238	Specialty trade contractors				
	All establishments	458	1 766	15 796	76 322
	Establishments with 1 to 4 employees	358	X	X	X
	Establishments with 5 to 9 employees	58	X	X	X
	Establishments with 10 to 19 employees	26	X	X	X
	Establishments with 20 to 49 employees	12	X	X	X
	Establishments with 50 to 99 employees	4	X	X	X
	Establishments with 100 to 249 employees	—	X	X	X
	Establishments with 250 to 499 employees	—	X	X	X
	Establishments with 500 to 999 employees	—	X	X	X
	Establishments with 1,000 employees or more	—	X	X	X
2381	Foundation, structure, and building exterior contractors				
	All establishments	93	309	1 730	9 745
	Establishments with 1 to 4 employees	71	X	X	X
	Establishments with 5 to 9 employees	16	X	X	X
	Establishments with 10 to 19 employees	3	X	X	X
	Establishments with 20 to 49 employees	3	X	X	X
	Establishments with 50 to 99 employees	—	X	X	X
	Establishments with 100 to 249 employees	—	X	X	X
	Establishments with 250 to 499 employees	—	X	X	X
	Establishments with 500 to 999 employees	—	X	X	X
	Establishments with 1,000 employees or more	—	X	X	X
23814	Masonry contractors				
	All establishments	38	116	568	3 666
	Establishments with 1 to 4 employees	33	X	X	X
	Establishments with 5 to 9 employees	2	X	X	X
	Establishments with 10 to 19 employees	1	X	X	X
	Establishments with 20 to 49 employees	2	X	X	X
	Establishments with 50 to 99 employees	—	X	X	X
	Establishments with 100 to 249 employees	—	X	X	X
	Establishments with 250 to 499 employees	—	X	X	X
	Establishments with 500 to 999 employees	—	X	X	X
	Establishments with 1,000 employees or more	—	X	X	X
238140	Masonry contractors				
	All establishments	38	116	568	3 666
	Establishments with 1 to 4 employees	33	X	X	X
	Establishments with 5 to 9 employees	2	X	X	X
	Establishments with 10 to 19 employees	1	X	X	X
	Establishments with 20 to 49 employees	2	X	X	X
	Establishments with 50 to 99 employees	—	X	X	X
	Establishments with 100 to 249 employees	—	X	X	X
	Establishments with 250 to 499 employees	—	X	X	X
	Establishments with 500 to 999 employees	—	X	X	X
	Establishments with 1,000 employees or more	—	X	X	X
2382	Building equipment contractors				
	All establishments	184	858	9 163	40 452
	Establishments with 1 to 4 employees	142	X	X	X
	Establishments with 5 to 9 employees	21	X	X	X
	Establishments with 10 to 19 employees	12	X	X	X
	Establishments with 20 to 49 employees	6	X	X	X
	Establishments with 50 to 99 employees	3	X	X	X
	Establishments with 100 to 249 employees	—	X	X	X
	Establishments with 250 to 499 employees	—	X	X	X
	Establishments with 500 to 999 employees	—	X	X	X
	Establishments with 1,000 employees or more	—	X	X	X

See footnotes at end of table.

Table 5. Establishments, Employees, and Payroll by Industry and Employment Size of Establishments by County: 2004—Con.

[Excludes most government employees, railroad employees, and self-employed persons. Size class 1 to 4 employees includes establishments having payroll, but no employees, during mid-March pay period. For meaning of abbreviations and symbols, see introductory text. For explanation of terms, see Appendix A. For statement on reliability, see the note at the end of the table and Appendix C]

NAICS code	Geography, kind of business, and employment size class	Establishments (number)	Paid employees for pay period including March 12 (number)	First-quarter payroll (\$1,000)	Annual payroll (\$1,000)
23	SUSSEX—Con.				
	Construction—Con.				
238	Specialty trade contractors—Con.				
2382	Building equipment contractors—Con.				
23821	Electrical Contractors				
	All establishments	79	418	4 932	22 368
	Establishments with 1 to 4 employees	60	X	X	X
	Establishments with 5 to 9 employees	10	X	X	X
	Establishments with 10 to 19 employees	5	X	X	X
	Establishments with 20 to 49 employees	2	X	X	X
	Establishments with 50 to 99 employees	2	X	X	X
	Establishments with 100 to 249 employees	—	X	X	X
	Establishments with 250 to 499 employees	—	X	X	X
	Establishments with 500 to 999 employees	—	X	X	X
	Establishments with 1,000 employees or more	—	X	X	X
238210	Electrical Contractors				
	All establishments	79	418	4 932	22 368
	Establishments with 1 to 4 employees	60	X	X	X
	Establishments with 5 to 9 employees	10	X	X	X
	Establishments with 10 to 19 employees	5	X	X	X
	Establishments with 20 to 49 employees	2	X	X	X
	Establishments with 50 to 99 employees	2	X	X	X
	Establishments with 100 to 249 employees	—	X	X	X
	Establishments with 250 to 499 employees	—	X	X	X
	Establishments with 500 to 999 employees	—	X	X	X
	Establishments with 1,000 employees or more	—	X	X	X
23822	Plumbing, heating, and air-conditioning contractors				
	All establishments	96	299	2 676	12 232
	Establishments with 1 to 4 employees	80	X	X	X
	Establishments with 5 to 9 employees	9	X	X	X
	Establishments with 10 to 19 employees	4	X	X	X
	Establishments with 20 to 49 employees	3	X	X	X
	Establishments with 50 to 99 employees	—	X	X	X
	Establishments with 100 to 249 employees	—	X	X	X
	Establishments with 250 to 499 employees	—	X	X	X
	Establishments with 500 to 999 employees	—	X	X	X
	Establishments with 1,000 employees or more	—	X	X	X
238220	Plumbing, heating, and air-conditioning contractors				
	All establishments	96	299	2 676	12 232
	Establishments with 1 to 4 employees	80	X	X	X
	Establishments with 5 to 9 employees	9	X	X	X
	Establishments with 10 to 19 employees	4	X	X	X
	Establishments with 20 to 49 employees	3	X	X	X
	Establishments with 50 to 99 employees	—	X	X	X
	Establishments with 100 to 249 employees	—	X	X	X
	Establishments with 250 to 499 employees	—	X	X	X
	Establishments with 500 to 999 employees	—	X	X	X
	Establishments with 1,000 employees or more	—	X	X	X
23829	Other building equipment contractors				
	All establishments	9	141	1 555	5 852
	Establishments with 1 to 4 employees	2	X	X	X
	Establishments with 5 to 9 employees	2	X	X	X
	Establishments with 10 to 19 employees	3	X	X	X
	Establishments with 20 to 49 employees	1	X	X	X
	Establishments with 50 to 99 employees	1	X	X	X
	Establishments with 100 to 249 employees	—	X	X	X
	Establishments with 250 to 499 employees	—	X	X	X
	Establishments with 500 to 999 employees	—	X	X	X
	Establishments with 1,000 employees or more	—	X	X	X
238290	Other building equipment contractors				
	All establishments	9	141	1 555	5 852
	Establishments with 1 to 4 employees	2	X	X	X
	Establishments with 5 to 9 employees	2	X	X	X
	Establishments with 10 to 19 employees	3	X	X	X
	Establishments with 20 to 49 employees	1	X	X	X
	Establishments with 50 to 99 employees	1	X	X	X
	Establishments with 100 to 249 employees	—	X	X	X
	Establishments with 250 to 499 employees	—	X	X	X
	Establishments with 500 to 999 employees	—	X	X	X
	Establishments with 1,000 employees or more	—	X	X	X
2383	Building finishing contractors				
	All establishments	99	305	2 162	8 903
	Establishments with 1 to 4 employees	84	X	X	X
	Establishments with 5 to 9 employees	8	X	X	X
	Establishments with 10 to 19 employees	6	X	X	X
	Establishments with 20 to 49 employees	—	X	X	X
	Establishments with 50 to 99 employees	1	X	X	X
	Establishments with 100 to 249 employees	—	X	X	X
	Establishments with 250 to 499 employees	—	X	X	X
	Establishments with 500 to 999 employees	—	X	X	X
	Establishments with 1,000 employees or more	—	X	X	X

See footnotes at end of table.

Table 5. Establishments, Employees, and Payroll by Industry and Employment Size of Establishments by County: 2004—Con.

[Excludes most government employees, railroad employees, and self-employed persons. Size class 1 to 4 employees includes establishments having payroll, but no employees, during mid-March pay period. For meaning of abbreviations and symbols, see introductory text. For explanation of terms, see Appendix A. For statement on reliability, see the note at the end of the table and Appendix C]

NAICS code	Geography, kind of business, and employment size class	Establishments (number)	Paid employees for pay period including March 12 (number)	First-quarter payroll (\$1,000)	Annual payroll (\$1,000)
23	SUSSEX—Con.				
	Construction—Con.				
238	Specialty trade contractors—Con.				
2389	Other specialty trade contractors				
	All establishments	82	294	2 741	17 222
	Establishments with 1 to 4 employees	61	X	X	X
	Establishments with 5 to 9 employees	13	X	X	X
	Establishments with 10 to 19 employees	5	X	X	X
	Establishments with 20 to 49 employees	3	X	X	X
	Establishments with 50 to 99 employees	—	X	X	X
	Establishments with 100 to 249 employees	—	X	X	X
	Establishments with 250 to 499 employees	—	X	X	X
	Establishments with 500 to 999 employees	—	X	X	X
	Establishments with 1,000 employees or more	—	X	X	X
23891	Site preparation contractors				
	All establishments	54	253	2 467	14 515
	Establishments with 1 to 4 employees	36	X	X	X
	Establishments with 5 to 9 employees	12	X	X	X
	Establishments with 10 to 19 employees	3	X	X	X
	Establishments with 20 to 49 employees	3	X	X	X
	Establishments with 50 to 99 employees	—	X	X	X
	Establishments with 100 to 249 employees	—	X	X	X
	Establishments with 250 to 499 employees	—	X	X	X
	Establishments with 500 to 999 employees	—	X	X	X
	Establishments with 1,000 employees or more	—	X	X	X
238910	Site preparation contractors				
	All establishments	54	253	2 467	14 515
	Establishments with 1 to 4 employees	36	X	X	X
	Establishments with 5 to 9 employees	12	X	X	X
	Establishments with 10 to 19 employees	3	X	X	X
	Establishments with 20 to 49 employees	3	X	X	X
	Establishments with 50 to 99 employees	—	X	X	X
	Establishments with 100 to 249 employees	—	X	X	X
	Establishments with 250 to 499 employees	—	X	X	X
	Establishments with 500 to 999 employees	—	X	X	X
	Establishments with 1,000 employees or more	—	X	X	X
31-33	Manufacturing				
	All establishments	134	2 031	19 112	82 138
	Establishments with 1 to 4 employees	66	X	X	X
	Establishments with 5 to 9 employees	27	X	X	X
	Establishments with 10 to 19 employees	16	X	X	X
	Establishments with 20 to 49 employees	12	X	X	X
	Establishments with 50 to 99 employees	8	X	X	X
	Establishments with 100 to 249 employees	5	X	X	X
	Establishments with 250 to 499 employees	—	X	X	X
	Establishments with 500 to 999 employees	—	X	X	X
	Establishments with 1,000 employees or more	—	X	X	X
311	Food manufacturing				
	All establishments	11	c	D	D
	Establishments with 1 to 4 employees	7	X	X	X
	Establishments with 5 to 9 employees	1	X	X	X
	Establishments with 10 to 19 employees	1	X	X	X
	Establishments with 20 to 49 employees	1	X	X	X
	Establishments with 50 to 99 employees	1	X	X	X
	Establishments with 100 to 249 employees	—	X	X	X
	Establishments with 250 to 499 employees	—	X	X	X
	Establishments with 500 to 999 employees	—	X	X	X
	Establishments with 1,000 employees or more	—	X	X	X
325	Chemical manufacturing				
	All establishments	8	c	D	D
	Establishments with 1 to 4 employees	2	X	X	X
	Establishments with 5 to 9 employees	1	X	X	X
	Establishments with 10 to 19 employees	1	X	X	X
	Establishments with 20 to 49 employees	3	X	X	X
	Establishments with 50 to 99 employees	—	X	X	X
	Establishments with 100 to 249 employees	1	X	X	X
	Establishments with 250 to 499 employees	—	X	X	X
	Establishments with 500 to 999 employees	—	X	X	X
	Establishments with 1,000 employees or more	—	X	X	X
3254	Pharmaceutical and medicine manufacturing				
	All establishments	3	c	D	D
	Establishments with 1 to 4 employees	1	X	X	X
	Establishments with 5 to 9 employees	—	X	X	X
	Establishments with 10 to 19 employees	—	X	X	X
	Establishments with 20 to 49 employees	1	X	X	X
	Establishments with 50 to 99 employees	—	X	X	X
	Establishments with 100 to 249 employees	1	X	X	X
	Establishments with 250 to 499 employees	—	X	X	X
	Establishments with 500 to 999 employees	—	X	X	X
	Establishments with 1,000 employees or more	—	X	X	X

See footnotes at end of table.

Table 5. Establishments, Employees, and Payroll by Industry and Employment Size of Establishments by County: 2004—Con.

[Excludes most government employees, railroad employees, and self-employed persons. Size class 1 to 4 employees includes establishments having payroll, but no employees, during mid-March pay period. For meaning of abbreviations and symbols, see introductory text. For explanation of terms, see Appendix A. For statement on reliability, see the note at the end of the table and Appendix C]

NAICS code	Geography, kind of business, and employment size class	Establishments (number)	Paid employees for pay period including March 12 (number)	First-quarter payroll (\$1,000)	Annual payroll (\$1,000)
31-33	SUSSEX—Con.				
	Manufacturing—Con.				
325	Chemical manufacturing—Con.				
3254	Pharmaceutical and medicine manufacturing—Con.				
32541	Pharmaceutical and medicine manufacturing				
	All establishments	3	c	D	D
	Establishments with 1 to 4 employees	1	X	X	X
	Establishments with 5 to 9 employees	—	X	X	X
	Establishments with 10 to 19 employees	—	X	X	X
	Establishments with 20 to 49 employees	1	X	X	X
	Establishments with 50 to 99 employees	—	X	X	X
	Establishments with 100 to 249 employees	1	X	X	X
	Establishments with 250 to 499 employees	—	X	X	X
	Establishments with 500 to 999 employees	—	X	X	X
	Establishments with 1,000 employees or more	—	X	X	X
325411	Medicinal and botanical manufacturing				
	All establishments	1	c	D	D
	Establishments with 1 to 4 employees	—	X	X	X
	Establishments with 5 to 9 employees	—	X	X	X
	Establishments with 10 to 19 employees	—	X	X	X
	Establishments with 20 to 49 employees	—	X	X	X
	Establishments with 50 to 99 employees	—	X	X	X
	Establishments with 100 to 249 employees	1	X	X	X
	Establishments with 250 to 499 employees	—	X	X	X
	Establishments with 500 to 999 employees	—	X	X	X
	Establishments with 1,000 employees or more	—	X	X	X
326	Plastics and rubber products manufacturing				
	All establishments	12	409	3 665	15 843
	Establishments with 1 to 4 employees	1	X	X	X
	Establishments with 5 to 9 employees	5	X	X	X
	Establishments with 10 to 19 employees	1	X	X	X
	Establishments with 20 to 49 employees	2	X	X	X
	Establishments with 50 to 99 employees	2	X	X	X
	Establishments with 100 to 249 employees	1	X	X	X
	Establishments with 250 to 499 employees	—	X	X	X
	Establishments with 500 to 999 employees	—	X	X	X
	Establishments with 1,000 employees or more	—	X	X	X
3261	Plastics product manufacturing				
	All establishments	8	c	D	D
	Establishments with 1 to 4 employees	—	X	X	X
	Establishments with 5 to 9 employees	3	X	X	X
	Establishments with 10 to 19 employees	1	X	X	X
	Establishments with 20 to 49 employees	2	X	X	X
	Establishments with 50 to 99 employees	2	X	X	X
	Establishments with 100 to 249 employees	—	X	X	X
	Establishments with 250 to 499 employees	—	X	X	X
	Establishments with 500 to 999 employees	—	X	X	X
	Establishments with 1,000 employees or more	—	X	X	X
32619	Other plastics product manufacturing				
	All establishments	5	142	1 160	5 056
	Establishments with 1 to 4 employees	—	X	X	X
	Establishments with 5 to 9 employees	1	X	X	X
	Establishments with 10 to 19 employees	1	X	X	X
	Establishments with 20 to 49 employees	2	X	X	X
	Establishments with 50 to 99 employees	1	X	X	X
	Establishments with 100 to 249 employees	—	X	X	X
	Establishments with 250 to 499 employees	—	X	X	X
	Establishments with 500 to 999 employees	—	X	X	X
	Establishments with 1,000 employees or more	—	X	X	X
326199	All other plastics product manufacturing				
	All establishments	5	142	1 160	5 056
	Establishments with 1 to 4 employees	—	X	X	X
	Establishments with 5 to 9 employees	1	X	X	X
	Establishments with 10 to 19 employees	1	X	X	X
	Establishments with 20 to 49 employees	2	X	X	X
	Establishments with 50 to 99 employees	1	X	X	X
	Establishments with 100 to 249 employees	—	X	X	X
	Establishments with 250 to 499 employees	—	X	X	X
	Establishments with 500 to 999 employees	—	X	X	X
	Establishments with 1,000 employees or more	—	X	X	X
3262	Rubber product manufacturing				
	All establishments	4	c	D	D
	Establishments with 1 to 4 employees	1	X	X	X
	Establishments with 5 to 9 employees	2	X	X	X
	Establishments with 10 to 19 employees	—	X	X	X
	Establishments with 20 to 49 employees	—	X	X	X
	Establishments with 50 to 99 employees	—	X	X	X
	Establishments with 100 to 249 employees	1	X	X	X
	Establishments with 250 to 499 employees	—	X	X	X
	Establishments with 500 to 999 employees	—	X	X	X
	Establishments with 1,000 employees or more	—	X	X	X

See footnotes at end of table.

Table 5. Establishments, Employees, and Payroll by Industry and Employment Size of Establishments by County: 2004—Con.

[Excludes most government employees, railroad employees, and self-employed persons. Size class 1 to 4 employees includes establishments having payroll, but no employees, during mid-March pay period. For meaning of abbreviations and symbols, see introductory text. For explanation of terms, see Appendix A. For statement on reliability, see the note at the end of the table and Appendix C]

NAICS code	Geography, kind of business, and employment size class	Establishments (number)	Paid employees for pay period including March 12 (number)	First-quarter payroll (\$1,000)	Annual payroll (\$1,000)
31-33	SUSSEX—Con.				
	Manufacturing—Con.				
326	Plastics and rubber products manufacturing—Con.				
3262	Rubber product manufacturing—Con.				
32629	Other rubber product manufacturing				
	All establishments	2	c	D	D
	Establishments with 1 to 4 employees	—	X	X	X
	Establishments with 5 to 9 employees	1	X	X	X
	Establishments with 10 to 19 employees	—	X	X	X
	Establishments with 20 to 49 employees	—	X	X	X
	Establishments with 50 to 99 employees	—	X	X	X
	Establishments with 100 to 249 employees	1	X	X	X
	Establishments with 250 to 499 employees	—	X	X	X
	Establishments with 500 to 999 employees	—	X	X	X
	Establishments with 1,000 employees or more	—	X	X	X
326299	All other rubber product manufacturing				
	All establishments	1	c	D	D
	Establishments with 1 to 4 employees	—	X	X	X
	Establishments with 5 to 9 employees	—	X	X	X
	Establishments with 10 to 19 employees	—	X	X	X
	Establishments with 20 to 49 employees	—	X	X	X
	Establishments with 50 to 99 employees	—	X	X	X
	Establishments with 100 to 249 employees	1	X	X	X
	Establishments with 250 to 499 employees	—	X	X	X
	Establishments with 500 to 999 employees	—	X	X	X
	Establishments with 1,000 employees or more	—	X	X	X
327	Nonmetallic mineral product manufacturing				
	All establishments	10	292	2 877	13 471
	Establishments with 1 to 4 employees	2	X	X	X
	Establishments with 5 to 9 employees	1	X	X	X
	Establishments with 10 to 19 employees	3	X	X	X
	Establishments with 20 to 49 employees	2	X	X	X
	Establishments with 50 to 99 employees	1	X	X	X
	Establishments with 100 to 249 employees	1	X	X	X
	Establishments with 250 to 499 employees	—	X	X	X
	Establishments with 500 to 999 employees	—	X	X	X
	Establishments with 1,000 employees or more	—	X	X	X
3273	Cement and concrete product manufacturing				
	All establishments	4	c	D	D
	Establishments with 1 to 4 employees	—	X	X	X
	Establishments with 5 to 9 employees	1	X	X	X
	Establishments with 10 to 19 employees	2	X	X	X
	Establishments with 20 to 49 employees	—	X	X	X
	Establishments with 50 to 99 employees	—	X	X	X
	Establishments with 100 to 249 employees	1	X	X	X
	Establishments with 250 to 499 employees	—	X	X	X
	Establishments with 500 to 999 employees	—	X	X	X
	Establishments with 1,000 employees or more	—	X	X	X
32733	Concrete pipe, brick, and block manufacturing				
	All establishments	1	c	D	D
	Establishments with 1 to 4 employees	—	X	X	X
	Establishments with 5 to 9 employees	—	X	X	X
	Establishments with 10 to 19 employees	—	X	X	X
	Establishments with 20 to 49 employees	—	X	X	X
	Establishments with 50 to 99 employees	—	X	X	X
	Establishments with 100 to 249 employees	1	X	X	X
	Establishments with 250 to 499 employees	—	X	X	X
	Establishments with 500 to 999 employees	—	X	X	X
	Establishments with 1,000 employees or more	—	X	X	X
327331	Concrete block and brick manufacturing				
	All establishments	1	c	D	D
	Establishments with 1 to 4 employees	—	X	X	X
	Establishments with 5 to 9 employees	—	X	X	X
	Establishments with 10 to 19 employees	—	X	X	X
	Establishments with 20 to 49 employees	—	X	X	X
	Establishments with 50 to 99 employees	—	X	X	X
	Establishments with 100 to 249 employees	1	X	X	X
	Establishments with 250 to 499 employees	—	X	X	X
	Establishments with 500 to 999 employees	—	X	X	X
	Establishments with 1,000 employees or more	—	X	X	X
3279	Other nonmetallic mineral product manufacturing				
	All establishments	2	c	D	D
	Establishments with 1 to 4 employees	—	X	X	X
	Establishments with 5 to 9 employees	—	X	X	X
	Establishments with 10 to 19 employees	—	X	X	X
	Establishments with 20 to 49 employees	1	X	X	X
	Establishments with 50 to 99 employees	1	X	X	X
	Establishments with 100 to 249 employees	—	X	X	X
	Establishments with 250 to 499 employees	—	X	X	X
	Establishments with 500 to 999 employees	—	X	X	X
	Establishments with 1,000 employees or more	—	X	X	X

See footnotes at end of table.

Table 5. Establishments, Employees, and Payroll by Industry and Employment Size of Establishments by County: 2004—Con.

[Excludes most government employees, railroad employees, and self-employed persons. Size class 1 to 4 employees includes establishments having payroll, but no employees, during mid-March pay period. For meaning of abbreviations and symbols, see introductory text. For explanation of terms, see Appendix A. For statement on reliability, see the note at the end of the table and Appendix C]

NAICS code	Geography, kind of business, and employment size class	Establishments (number)	Paid employees for pay period including March 12 (number)	First-quarter payroll (\$1,000)	Annual payroll (\$1,000)
	SUSSEX—Con.				
31-33	Manufacturing—Con.				
327	Nonmetallic mineral product manufacturing—Con.				
3279	Other nonmetallic mineral product manufacturing—Con.				
32799	All other nonmetallic mineral product manufacturing				
	All establishments	2	c	D	D
	Establishments with 1 to 4 employees	—	X	X	X
	Establishments with 5 to 9 employees	—	X	X	X
	Establishments with 10 to 19 employees	—	X	X	X
	Establishments with 20 to 49 employees	1	X	X	X
	Establishments with 50 to 99 employees	1	X	X	X
	Establishments with 100 to 249 employees	—	X	X	X
	Establishments with 250 to 499 employees	—	X	X	X
	Establishments with 500 to 999 employees	—	X	X	X
	Establishments with 1,000 employees or more	—	X	X	X
327993	Mineral wool manufacturing				
	All establishments	2	c	D	D
	Establishments with 1 to 4 employees	—	X	X	X
	Establishments with 5 to 9 employees	—	X	X	X
	Establishments with 10 to 19 employees	—	X	X	X
	Establishments with 20 to 49 employees	1	X	X	X
	Establishments with 50 to 99 employees	1	X	X	X
	Establishments with 100 to 249 employees	—	X	X	X
	Establishments with 250 to 499 employees	—	X	X	X
	Establishments with 500 to 999 employees	—	X	X	X
	Establishments with 1,000 employees or more	—	X	X	X
332	Fabricated metal product manufacturing				
	All establishments	28	384	2 863	10 861
	Establishments with 1 to 4 employees	16	X	X	X
	Establishments with 5 to 9 employees	4	X	X	X
	Establishments with 10 to 19 employees	4	X	X	X
	Establishments with 20 to 49 employees	2	X	X	X
	Establishments with 50 to 99 employees	1	X	X	X
	Establishments with 100 to 249 employees	1	X	X	X
	Establishments with 250 to 499 employees	—	X	X	X
	Establishments with 500 to 999 employees	—	X	X	X
	Establishments with 1,000 employees or more	—	X	X	X
3327	Machine shops; turned product; and screw, nut, and bolt manufacturing				
	All establishments	13	235	1 301	4 734
	Establishments with 1 to 4 employees	8	X	X	X
	Establishments with 5 to 9 employees	2	X	X	X
	Establishments with 10 to 19 employees	1	X	X	X
	Establishments with 20 to 49 employees	1	X	X	X
	Establishments with 50 to 99 employees	—	X	X	X
	Establishments with 100 to 249 employees	1	X	X	X
	Establishments with 250 to 499 employees	—	X	X	X
	Establishments with 500 to 999 employees	—	X	X	X
	Establishments with 1,000 employees or more	—	X	X	X
33271	Machine shops				
	All establishments	12	c	D	D
	Establishments with 1 to 4 employees	8	X	X	X
	Establishments with 5 to 9 employees	2	X	X	X
	Establishments with 10 to 19 employees	1	X	X	X
	Establishments with 20 to 49 employees	—	X	X	X
	Establishments with 50 to 99 employees	—	X	X	X
	Establishments with 100 to 249 employees	1	X	X	X
	Establishments with 250 to 499 employees	—	X	X	X
	Establishments with 500 to 999 employees	—	X	X	X
	Establishments with 1,000 employees or more	—	X	X	X
332710	Machine shops				
	All establishments	12	c	D	D
	Establishments with 1 to 4 employees	8	X	X	X
	Establishments with 5 to 9 employees	2	X	X	X
	Establishments with 10 to 19 employees	1	X	X	X
	Establishments with 20 to 49 employees	—	X	X	X
	Establishments with 50 to 99 employees	—	X	X	X
	Establishments with 100 to 249 employees	1	X	X	X
	Establishments with 250 to 499 employees	—	X	X	X
	Establishments with 500 to 999 employees	—	X	X	X
	Establishments with 1,000 employees or more	—	X	X	X
333	Machinery manufacturing				
	All establishments	12	112	1 005	5 843
	Establishments with 1 to 4 employees	8	X	X	X
	Establishments with 5 to 9 employees	2	X	X	X
	Establishments with 10 to 19 employees	—	X	X	X
	Establishments with 20 to 49 employees	1	X	X	X
	Establishments with 50 to 99 employees	1	X	X	X
	Establishments with 100 to 249 employees	—	X	X	X
	Establishments with 250 to 499 employees	—	X	X	X
	Establishments with 500 to 999 employees	—	X	X	X
	Establishments with 1,000 employees or more	—	X	X	X

See footnotes at end of table.

Table 5. Establishments, Employees, and Payroll by Industry and Employment Size of Establishments by County: 2004—Con.

[Excludes most government employees, railroad employees, and self-employed persons. Size class 1 to 4 employees includes establishments having payroll, but no employees, during mid-March pay period. For meaning of abbreviations and symbols, see introductory text. For explanation of terms, see Appendix A. For statement on reliability, see the note at the end of the table and Appendix C]

NAICS code	Geography, kind of business, and employment size class	Establishments (number)	Paid employees for pay period including March 12 (number)	First-quarter payroll (\$1,000)	Annual payroll (\$1,000)
	SUSSEX—Con.				
31-33	Manufacturing—Con.				
334	Computer and electronic product manufacturing				
	All establishments	6	199	2 221	10 339
	Establishments with 1 to 4 employees	4	X	X	X
	Establishments with 5 to 9 employees	—	X	X	X
	Establishments with 10 to 19 employees	—	X	X	X
	Establishments with 20 to 49 employees	—	X	X	X
	Establishments with 50 to 99 employees	1	X	X	X
	Establishments with 100 to 249 employees	1	X	X	X
	Establishments with 250 to 499 employees	—	X	X	X
	Establishments with 500 to 999 employees	—	X	X	X
	Establishments with 1,000 employees or more	—	X	X	X
3345	Navigational, measuring, electromedical, and control instruments manufacturing				
	All establishments	2	c	D	D
	Establishments with 1 to 4 employees	—	X	X	X
	Establishments with 5 to 9 employees	—	X	X	X
	Establishments with 10 to 19 employees	—	X	X	X
	Establishments with 20 to 49 employees	—	X	X	X
	Establishments with 50 to 99 employees	1	X	X	X
	Establishments with 100 to 249 employees	1	X	X	X
	Establishments with 250 to 499 employees	—	X	X	X
	Establishments with 500 to 999 employees	—	X	X	X
	Establishments with 1,000 employees or more	—	X	X	X
33451	Navigational, measuring, electromedical, and control instruments manufacturing				
	All establishments	2	c	D	D
	Establishments with 1 to 4 employees	—	X	X	X
	Establishments with 5 to 9 employees	—	X	X	X
	Establishments with 10 to 19 employees	—	X	X	X
	Establishments with 20 to 49 employees	—	X	X	X
	Establishments with 50 to 99 employees	1	X	X	X
	Establishments with 100 to 249 employees	1	X	X	X
	Establishments with 250 to 499 employees	—	X	X	X
	Establishments with 500 to 999 employees	—	X	X	X
	Establishments with 1,000 employees or more	—	X	X	X
334516	Analytical laboratory instrument manufacturing				
	All establishments	1	c	D	D
	Establishments with 1 to 4 employees	—	X	X	X
	Establishments with 5 to 9 employees	—	X	X	X
	Establishments with 10 to 19 employees	—	X	X	X
	Establishments with 20 to 49 employees	—	X	X	X
	Establishments with 50 to 99 employees	—	X	X	X
	Establishments with 100 to 249 employees	1	X	X	X
	Establishments with 250 to 499 employees	—	X	X	X
	Establishments with 500 to 999 employees	—	X	X	X
	Establishments with 1,000 employees or more	—	X	X	X
42	Wholesale trade				
	All establishments	174	1 134	12 093	52 753
	Establishments with 1 to 4 employees	108	X	X	X
	Establishments with 5 to 9 employees	28	X	X	X
	Establishments with 10 to 19 employees	24	X	X	X
	Establishments with 20 to 49 employees	13	X	X	X
	Establishments with 50 to 99 employees	1	X	X	X
	Establishments with 100 to 249 employees	—	X	X	X
	Establishments with 250 to 499 employees	—	X	X	X
	Establishments with 500 to 999 employees	—	X	X	X
	Establishments with 1,000 employees or more	—	X	X	X
423	Durable goods merchant wholesalers				
	All establishments	98	850	9 460	41 899
	Establishments with 1 to 4 employees	50	X	X	X
	Establishments with 5 to 9 employees	17	X	X	X
	Establishments with 10 to 19 employees	19	X	X	X
	Establishments with 20 to 49 employees	11	X	X	X
	Establishments with 50 to 99 employees	1	X	X	X
	Establishments with 100 to 249 employees	—	X	X	X
	Establishments with 250 to 499 employees	—	X	X	X
	Establishments with 500 to 999 employees	—	X	X	X
	Establishments with 1,000 employees or more	—	X	X	X
4236	Electrical and electronic goods merchant wholesalers				
	All establishments	16	130	2 237	9 791
	Establishments with 1 to 4 employees	8	X	X	X
	Establishments with 5 to 9 employees	4	X	X	X
	Establishments with 10 to 19 employees	2	X	X	X
	Establishments with 20 to 49 employees	2	X	X	X
	Establishments with 50 to 99 employees	—	X	X	X
	Establishments with 100 to 249 employees	—	X	X	X
	Establishments with 250 to 499 employees	—	X	X	X
	Establishments with 500 to 999 employees	—	X	X	X
	Establishments with 1,000 employees or more	—	X	X	X

See footnotes at end of table.

Table 5. Establishments, Employees, and Payroll by Industry and Employment Size of Establishments by County: 2004—Con.

[Excludes most government employees, railroad employees, and self-employed persons. Size class 1 to 4 employees includes establishments having payroll, but no employees, during mid-March pay period. For meaning of abbreviations and symbols, see introductory text. For explanation of terms, see Appendix A. For statement on reliability, see the note at the end of the table and Appendix C]

NAICS code	Geography, kind of business, and employment size class	Establishments (number)	Paid employees for pay period including March 12 (number)	First-quarter payroll (\$1,000)	Annual payroll (\$1,000)
	SUSSEX—Con.				
42	Wholesale trade—Con.				
423	Durable goods merchant wholesalers—Con.				
4238	Machinery, equipment, and supplies merchant wholesalers				
	All establishments	26	274	3 068	13 815
	Establishments with 1 to 4 employees	10	X	X	X
	Establishments with 5 to 9 employees	6	X	X	X
	Establishments with 10 to 19 employees	6	X	X	X
	Establishments with 20 to 49 employees	4	X	X	X
	Establishments with 50 to 99 employees	—	X	X	X
	Establishments with 100 to 249 employees	—	X	X	X
	Establishments with 250 to 499 employees	—	X	X	X
	Establishments with 500 to 999 employees	—	X	X	X
	Establishments with 1,000 employees or more	—	X	X	X
42383	Industrial machinery and equipment merchant wholesalers				
	All establishments	12	109	1 253	5 202
	Establishments with 1 to 4 employees	5	X	X	X
	Establishments with 5 to 9 employees	3	X	X	X
	Establishments with 10 to 19 employees	3	X	X	X
	Establishments with 20 to 49 employees	1	X	X	X
	Establishments with 50 to 99 employees	—	X	X	X
	Establishments with 100 to 249 employees	—	X	X	X
	Establishments with 250 to 499 employees	—	X	X	X
	Establishments with 500 to 999 employees	—	X	X	X
	Establishments with 1,000 employees or more	—	X	X	X
423830	Industrial machinery and equipment merchant wholesalers				
	All establishments	12	109	1 253	5 202
	Establishments with 1 to 4 employees	5	X	X	X
	Establishments with 5 to 9 employees	3	X	X	X
	Establishments with 10 to 19 employees	3	X	X	X
	Establishments with 20 to 49 employees	1	X	X	X
	Establishments with 50 to 99 employees	—	X	X	X
	Establishments with 100 to 249 employees	—	X	X	X
	Establishments with 250 to 499 employees	—	X	X	X
	Establishments with 500 to 999 employees	—	X	X	X
	Establishments with 1,000 employees or more	—	X	X	X
4239	Miscellaneous durable goods merchant wholesalers				
	All establishments	17	159	1 581	7 189
	Establishments with 1 to 4 employees	8	X	X	X
	Establishments with 5 to 9 employees	3	X	X	X
	Establishments with 10 to 19 employees	5	X	X	X
	Establishments with 20 to 49 employees	—	X	X	X
	Establishments with 50 to 99 employees	1	X	X	X
	Establishments with 100 to 249 employees	—	X	X	X
	Establishments with 250 to 499 employees	—	X	X	X
	Establishments with 500 to 999 employees	—	X	X	X
	Establishments with 1,000 employees or more	—	X	X	X
424	Nondurable goods merchant wholesalers				
	All establishments	43	209	1 885	7 531
	Establishments with 1 to 4 employees	28	X	X	X
	Establishments with 5 to 9 employees	9	X	X	X
	Establishments with 10 to 19 employees	4	X	X	X
	Establishments with 20 to 49 employees	2	X	X	X
	Establishments with 50 to 99 employees	—	X	X	X
	Establishments with 100 to 249 employees	—	X	X	X
	Establishments with 250 to 499 employees	—	X	X	X
	Establishments with 500 to 999 employees	—	X	X	X
	Establishments with 1,000 employees or more	—	X	X	X
44-45	Retail trade				
	All establishments	514	6 003	33 184	138 406
	Establishments with 1 to 4 employees	276	X	X	X
	Establishments with 5 to 9 employees	110	X	X	X
	Establishments with 10 to 19 employees	71	X	X	X
	Establishments with 20 to 49 employees	39	X	X	X
	Establishments with 50 to 99 employees	8	X	X	X
	Establishments with 100 to 249 employees	8	X	X	X
	Establishments with 250 to 499 employees	2	X	X	X
	Establishments with 500 to 999 employees	—	X	X	X
	Establishments with 1,000 employees or more	—	X	X	X
441	Motor vehicle and parts dealers				
	All establishments	68	1 097	9 704	43 018
	Establishments with 1 to 4 employees	28	X	X	X
	Establishments with 5 to 9 employees	18	X	X	X
	Establishments with 10 to 19 employees	6	X	X	X
	Establishments with 20 to 49 employees	11	X	X	X
	Establishments with 50 to 99 employees	4	X	X	X
	Establishments with 100 to 249 employees	1	X	X	X
	Establishments with 250 to 499 employees	—	X	X	X
	Establishments with 500 to 999 employees	—	X	X	X
	Establishments with 1,000 employees or more	—	X	X	X

See footnotes at end of table.

Table 5. Establishments, Employees, and Payroll by Industry and Employment Size of Establishments by County: 2004—Con.

[Excludes most government employees, railroad employees, and self-employed persons. Size class 1 to 4 employees includes establishments having payroll, but no employees, during mid-March pay period. For meaning of abbreviations and symbols, see introductory text. For explanation of terms, see Appendix A. For statement on reliability, see the note at the end of the table and Appendix C]

NAICS code	Geography, kind of business, and employment size class	Establishments (number)	Paid employees for pay period including March 12 (number)	First-quarter payroll (\$1,000)	Annual payroll (\$1,000)
	SUSSEX—Con.				
44-45	Retail trade—Con.				
441	Motor vehicle and parts dealers—Con.				
4411	Automobile dealers				
	All establishments	30	839	8 154	36 163
	Establishments with 1 to 4 employees	13	X	X	X
	Establishments with 5 to 9 employees	3	X	X	X
	Establishments with 10 to 19 employees	1	X	X	X
	Establishments with 20 to 49 employees	8	X	X	X
	Establishments with 50 to 99 employees	4	X	X	X
	Establishments with 100 to 249 employees	1	X	X	X
	Establishments with 250 to 499 employees	—	X	X	X
	Establishments with 500 to 999 employees	—	X	X	X
	Establishments with 1,000 employees or more	—	X	X	X
44111	New car dealers				
	All establishments	17	792	7 754	34 314
	Establishments with 1 to 4 employees	3	X	X	X
	Establishments with 5 to 9 employees	1	X	X	X
	Establishments with 10 to 19 employees	—	X	X	X
	Establishments with 20 to 49 employees	8	X	X	X
	Establishments with 50 to 99 employees	4	X	X	X
	Establishments with 100 to 249 employees	1	X	X	X
	Establishments with 250 to 499 employees	—	X	X	X
	Establishments with 500 to 999 employees	—	X	X	X
	Establishments with 1,000 employees or more	—	X	X	X
441110	New car dealers				
	All establishments	17	792	7 754	34 314
	Establishments with 1 to 4 employees	3	X	X	X
	Establishments with 5 to 9 employees	1	X	X	X
	Establishments with 10 to 19 employees	—	X	X	X
	Establishments with 20 to 49 employees	8	X	X	X
	Establishments with 50 to 99 employees	4	X	X	X
	Establishments with 100 to 249 employees	1	X	X	X
	Establishments with 250 to 499 employees	—	X	X	X
	Establishments with 500 to 999 employees	—	X	X	X
	Establishments with 1,000 employees or more	—	X	X	X
4413	Automotive parts, accessories, and tire stores				
	All establishments	30	200	1 192	5 050
	Establishments with 1 to 4 employees	10	X	X	X
	Establishments with 5 to 9 employees	14	X	X	X
	Establishments with 10 to 19 employees	5	X	X	X
	Establishments with 20 to 49 employees	1	X	X	X
	Establishments with 50 to 99 employees	—	X	X	X
	Establishments with 100 to 249 employees	—	X	X	X
	Establishments with 250 to 499 employees	—	X	X	X
	Establishments with 500 to 999 employees	—	X	X	X
	Establishments with 1,000 employees or more	—	X	X	X
44131	Automotive parts and accessories stores				
	All establishments	22	152	791	3 479
	Establishments with 1 to 4 employees	9	X	X	X
	Establishments with 5 to 9 employees	7	X	X	X
	Establishments with 10 to 19 employees	5	X	X	X
	Establishments with 20 to 49 employees	1	X	X	X
	Establishments with 50 to 99 employees	—	X	X	X
	Establishments with 100 to 249 employees	—	X	X	X
	Establishments with 250 to 499 employees	—	X	X	X
	Establishments with 500 to 999 employees	—	X	X	X
	Establishments with 1,000 employees or more	—	X	X	X
441310	Automotive parts and accessories stores				
	All establishments	22	152	791	3 479
	Establishments with 1 to 4 employees	9	X	X	X
	Establishments with 5 to 9 employees	7	X	X	X
	Establishments with 10 to 19 employees	5	X	X	X
	Establishments with 20 to 49 employees	1	X	X	X
	Establishments with 50 to 99 employees	—	X	X	X
	Establishments with 100 to 249 employees	—	X	X	X
	Establishments with 250 to 499 employees	—	X	X	X
	Establishments with 500 to 999 employees	—	X	X	X
	Establishments with 1,000 employees or more	—	X	X	X
442	Furniture and home furnishings stores				
	All establishments	22	112	454	1 962
	Establishments with 1 to 4 employees	14	X	X	X
	Establishments with 5 to 9 employees	5	X	X	X
	Establishments with 10 to 19 employees	2	X	X	X
	Establishments with 20 to 49 employees	1	X	X	X
	Establishments with 50 to 99 employees	—	X	X	X
	Establishments with 100 to 249 employees	—	X	X	X
	Establishments with 250 to 499 employees	—	X	X	X
	Establishments with 500 to 999 employees	—	X	X	X
	Establishments with 1,000 employees or more	—	X	X	X

See footnotes at end of table.

Table 5. Establishments, Employees, and Payroll by Industry and Employment Size of Establishments by County: 2004—Con.

[Excludes most government employees, railroad employees, and self-employed persons. Size class 1 to 4 employees includes establishments having payroll, but no employees, during mid-March pay period. For meaning of abbreviations and symbols, see introductory text. For explanation of terms, see Appendix A. For statement on reliability, see the note at the end of the table and Appendix C]

NAICS code	Geography, kind of business, and employment size class	Establishments (number)	Paid employees for pay period including March 12 (number)	First-quarter payroll (\$1,000)	Annual payroll (\$1,000)
	SUSSEX—Con.				
44-45	Retail trade—Con.				
443	Electronics and appliance stores				
	All establishments	28	107	715	3 227
	Establishments with 1 to 4 employees	19	X	X	X
	Establishments with 5 to 9 employees	7	X	X	X
	Establishments with 10 to 19 employees	2	X	X	X
	Establishments with 20 to 49 employees	—	X	X	X
	Establishments with 50 to 99 employees	—	X	X	X
	Establishments with 100 to 249 employees	—	X	X	X
	Establishments with 250 to 499 employees	—	X	X	X
	Establishments with 500 to 999 employees	—	X	X	X
	Establishments with 1,000 employees or more	—	X	X	X
4431	Electronics and appliance stores				
	All establishments	28	107	715	3 227
	Establishments with 1 to 4 employees	19	X	X	X
	Establishments with 5 to 9 employees	7	X	X	X
	Establishments with 10 to 19 employees	2	X	X	X
	Establishments with 20 to 49 employees	—	X	X	X
	Establishments with 50 to 99 employees	—	X	X	X
	Establishments with 100 to 249 employees	—	X	X	X
	Establishments with 250 to 499 employees	—	X	X	X
	Establishments with 500 to 999 employees	—	X	X	X
	Establishments with 1,000 employees or more	—	X	X	X
444	Building material and garden equipment and supplies dealers				
	All establishments	54	358	2 578	12 436
	Establishments with 1 to 4 employees	25	X	X	X
	Establishments with 5 to 9 employees	17	X	X	X
	Establishments with 10 to 19 employees	10	X	X	X
	Establishments with 20 to 49 employees	2	X	X	X
	Establishments with 50 to 99 employees	—	X	X	X
	Establishments with 100 to 249 employees	—	X	X	X
	Establishments with 250 to 499 employees	—	X	X	X
	Establishments with 500 to 999 employees	—	X	X	X
	Establishments with 1,000 employees or more	—	X	X	X
4441	Building material and supplies dealers				
	All establishments	41	285	2 225	10 408
	Establishments with 1 to 4 employees	20	X	X	X
	Establishments with 5 to 9 employees	11	X	X	X
	Establishments with 10 to 19 employees	8	X	X	X
	Establishments with 20 to 49 employees	2	X	X	X
	Establishments with 50 to 99 employees	—	X	X	X
	Establishments with 100 to 249 employees	—	X	X	X
	Establishments with 250 to 499 employees	—	X	X	X
	Establishments with 500 to 999 employees	—	X	X	X
	Establishments with 1,000 employees or more	—	X	X	X
44419	Other building material dealers				
	All establishments	24	186	1 795	8 610
	Establishments with 1 to 4 employees	10	X	X	X
	Establishments with 5 to 9 employees	6	X	X	X
	Establishments with 10 to 19 employees	7	X	X	X
	Establishments with 20 to 49 employees	1	X	X	X
	Establishments with 50 to 99 employees	—	X	X	X
	Establishments with 100 to 249 employees	—	X	X	X
	Establishments with 250 to 499 employees	—	X	X	X
	Establishments with 500 to 999 employees	—	X	X	X
	Establishments with 1,000 employees or more	—	X	X	X
444190	Other building material dealers				
	All establishments	24	186	1 795	8 610
	Establishments with 1 to 4 employees	10	X	X	X
	Establishments with 5 to 9 employees	6	X	X	X
	Establishments with 10 to 19 employees	7	X	X	X
	Establishments with 20 to 49 employees	1	X	X	X
	Establishments with 50 to 99 employees	—	X	X	X
	Establishments with 100 to 249 employees	—	X	X	X
	Establishments with 250 to 499 employees	—	X	X	X
	Establishments with 500 to 999 employees	—	X	X	X
	Establishments with 1,000 employees or more	—	X	X	X
445	Food and beverage stores				
	All establishments	96	2 109	9 676	38 959
	Establishments with 1 to 4 employees	48	X	X	X
	Establishments with 5 to 9 employees	18	X	X	X
	Establishments with 10 to 19 employees	15	X	X	X
	Establishments with 20 to 49 employees	6	X	X	X
	Establishments with 50 to 99 employees	2	X	X	X
	Establishments with 100 to 249 employees	6	X	X	X
	Establishments with 250 to 499 employees	1	X	X	X
	Establishments with 500 to 999 employees	—	X	X	X
	Establishments with 1,000 employees or more	—	X	X	X

See footnotes at end of table.

Table 5. Establishments, Employees, and Payroll by Industry and Employment Size of Establishments by County: 2004—Con.

[Excludes most government employees, railroad employees, and self-employed persons. Size class 1 to 4 employees includes establishments having payroll, but no employees, during mid-March pay period. For meaning of abbreviations and symbols, see introductory text. For explanation of terms, see Appendix A. For statement on reliability, see the note at the end of the table and Appendix C]

NAICS code	Geography, kind of business, and employment size class	Establishments (number)	Paid employees for pay period including March 12 (number)	First-quarter payroll (\$1,000)	Annual payroll (\$1,000)
	SUSSEX—Con.				
44-45	Retail trade—Con.				
445	Food and beverage stores—Con.				
4451	Grocery stores				
	All establishments	59	1 901	9 048	35 826
	Establishments with 1 to 4 employees	25	X	X	X
	Establishments with 5 to 9 employees	11	X	X	X
	Establishments with 10 to 19 employees	10	X	X	X
	Establishments with 20 to 49 employees	4	X	X	X
	Establishments with 50 to 99 employees	2	X	X	X
	Establishments with 100 to 249 employees	6	X	X	X
	Establishments with 250 to 499 employees	1	X	X	X
	Establishments with 500 to 999 employees	—	X	X	X
	Establishments with 1,000 employees or more	—	X	X	X
44511	Supermarkets and other grocery (except convenience) stores				
	All establishments	32	1 746	8 496	33 541
	Establishments with 1 to 4 employees	11	X	X	X
	Establishments with 5 to 9 employees	4	X	X	X
	Establishments with 10 to 19 employees	5	X	X	X
	Establishments with 20 to 49 employees	3	X	X	X
	Establishments with 50 to 99 employees	2	X	X	X
	Establishments with 100 to 249 employees	6	X	X	X
	Establishments with 250 to 499 employees	1	X	X	X
	Establishments with 500 to 999 employees	—	X	X	X
	Establishments with 1,000 employees or more	—	X	X	X
445110	Supermarkets and other grocery (except convenience) stores				
	All establishments	32	1 746	8 496	33 541
	Establishments with 1 to 4 employees	11	X	X	X
	Establishments with 5 to 9 employees	4	X	X	X
	Establishments with 10 to 19 employees	5	X	X	X
	Establishments with 20 to 49 employees	3	X	X	X
	Establishments with 50 to 99 employees	2	X	X	X
	Establishments with 100 to 249 employees	6	X	X	X
	Establishments with 250 to 499 employees	1	X	X	X
	Establishments with 500 to 999 employees	—	X	X	X
	Establishments with 1,000 employees or more	—	X	X	X
44512	Convenience stores				
	All establishments	27	155	552	2 285
	Establishments with 1 to 4 employees	14	X	X	X
	Establishments with 5 to 9 employees	7	X	X	X
	Establishments with 10 to 19 employees	5	X	X	X
	Establishments with 20 to 49 employees	1	X	X	X
	Establishments with 50 to 99 employees	—	X	X	X
	Establishments with 100 to 249 employees	—	X	X	X
	Establishments with 250 to 499 employees	—	X	X	X
	Establishments with 500 to 999 employees	—	X	X	X
	Establishments with 1,000 employees or more	—	X	X	X
445120	Convenience stores				
	All establishments	27	155	552	2 285
	Establishments with 1 to 4 employees	14	X	X	X
	Establishments with 5 to 9 employees	7	X	X	X
	Establishments with 10 to 19 employees	5	X	X	X
	Establishments with 20 to 49 employees	1	X	X	X
	Establishments with 50 to 99 employees	—	X	X	X
	Establishments with 100 to 249 employees	—	X	X	X
	Establishments with 250 to 499 employees	—	X	X	X
	Establishments with 500 to 999 employees	—	X	X	X
	Establishments with 1,000 employees or more	—	X	X	X
4453	Beer, wine, and liquor stores				
	All establishments	21	123	429	1 828
	Establishments with 1 to 4 employees	12	X	X	X
	Establishments with 5 to 9 employees	4	X	X	X
	Establishments with 10 to 19 employees	5	X	X	X
	Establishments with 20 to 49 employees	—	X	X	X
	Establishments with 50 to 99 employees	—	X	X	X
	Establishments with 100 to 249 employees	—	X	X	X
	Establishments with 250 to 499 employees	—	X	X	X
	Establishments with 500 to 999 employees	—	X	X	X
	Establishments with 1,000 employees or more	—	X	X	X
44531	Beer, wine, and liquor stores				
	All establishments	21	123	429	1 828
	Establishments with 1 to 4 employees	12	X	X	X
	Establishments with 5 to 9 employees	4	X	X	X
	Establishments with 10 to 19 employees	5	X	X	X
	Establishments with 20 to 49 employees	—	X	X	X
	Establishments with 50 to 99 employees	—	X	X	X
	Establishments with 100 to 249 employees	—	X	X	X
	Establishments with 250 to 499 employees	—	X	X	X
	Establishments with 500 to 999 employees	—	X	X	X
	Establishments with 1,000 employees or more	—	X	X	X

See footnotes at end of table.

Table 5. Establishments, Employees, and Payroll by Industry and Employment Size of Establishments by County: 2004—Con.

[Excludes most government employees, railroad employees, and self-employed persons. Size class 1 to 4 employees includes establishments having payroll, but no employees, during mid-March pay period. For meaning of abbreviations and symbols, see introductory text. For explanation of terms, see Appendix A. For statement on reliability, see the note at the end of the table and Appendix C]

NAICS code	Geography, kind of business, and employment size class	Establishments (number)	Paid employees for pay period including March 12 (number)	First-quarter payroll (\$1,000)	Annual payroll (\$1,000)
SUSSEX—Con.					
44-45	Retail trade—Con.				
445	Food and beverage stores—Con.				
4453	Beer, wine, and liquor stores—Con.				
44531	Beer, wine, and liquor stores—Con.				
445310	Beer, wine, and liquor stores				
	All establishments	21	123	429	1 828
	Establishments with 1 to 4 employees	12	X	X	X
	Establishments with 5 to 9 employees	4	X	X	X
	Establishments with 10 to 19 employees	5	X	X	X
	Establishments with 20 to 49 employees	—	X	X	X
	Establishments with 50 to 99 employees	—	X	X	X
	Establishments with 100 to 249 employees	—	X	X	X
	Establishments with 250 to 499 employees	—	X	X	X
	Establishments with 500 to 999 employees	—	X	X	X
	Establishments with 1,000 employees or more	—	X	X	X
446	Health and personal care stores				
	All establishments	36	401	2 165	7 835
	Establishments with 1 to 4 employees	15	X	X	X
	Establishments with 5 to 9 employees	5	X	X	X
	Establishments with 10 to 19 employees	9	X	X	X
	Establishments with 20 to 49 employees	7	X	X	X
	Establishments with 50 to 99 employees	—	X	X	X
	Establishments with 100 to 249 employees	—	X	X	X
	Establishments with 250 to 499 employees	—	X	X	X
	Establishments with 500 to 999 employees	—	X	X	X
	Establishments with 1,000 employees or more	—	X	X	X
4461	Health and personal care stores				
	All establishments	36	401	2 165	7 835
	Establishments with 1 to 4 employees	15	X	X	X
	Establishments with 5 to 9 employees	5	X	X	X
	Establishments with 10 to 19 employees	9	X	X	X
	Establishments with 20 to 49 employees	7	X	X	X
	Establishments with 50 to 99 employees	—	X	X	X
	Establishments with 100 to 249 employees	—	X	X	X
	Establishments with 250 to 499 employees	—	X	X	X
	Establishments with 500 to 999 employees	—	X	X	X
	Establishments with 1,000 employees or more	—	X	X	X
44611	Pharmacies and drug stores				
	All establishments	19	342	1 902	6 690
	Establishments with 1 to 4 employees	—	X	X	X
	Establishments with 5 to 9 employees	3	X	X	X
	Establishments with 10 to 19 employees	9	X	X	X
	Establishments with 20 to 49 employees	7	X	X	X
	Establishments with 50 to 99 employees	—	X	X	X
	Establishments with 100 to 249 employees	—	X	X	X
	Establishments with 250 to 499 employees	—	X	X	X
	Establishments with 500 to 999 employees	—	X	X	X
	Establishments with 1,000 employees or more	—	X	X	X
446110	Pharmacies and drug stores				
	All establishments	19	342	1 902	6 690
	Establishments with 1 to 4 employees	—	X	X	X
	Establishments with 5 to 9 employees	3	X	X	X
	Establishments with 10 to 19 employees	9	X	X	X
	Establishments with 20 to 49 employees	7	X	X	X
	Establishments with 50 to 99 employees	—	X	X	X
	Establishments with 100 to 249 employees	—	X	X	X
	Establishments with 250 to 499 employees	—	X	X	X
	Establishments with 500 to 999 employees	—	X	X	X
	Establishments with 1,000 employees or more	—	X	X	X
447	Gasoline stations				
	All establishments	48	337	1 292	5 271
	Establishments with 1 to 4 employees	26	X	X	X
	Establishments with 5 to 9 employees	11	X	X	X
	Establishments with 10 to 19 employees	8	X	X	X
	Establishments with 20 to 49 employees	3	X	X	X
	Establishments with 50 to 99 employees	—	X	X	X
	Establishments with 100 to 249 employees	—	X	X	X
	Establishments with 250 to 499 employees	—	X	X	X
	Establishments with 500 to 999 employees	—	X	X	X
	Establishments with 1,000 employees or more	—	X	X	X
4471	Gasoline stations				
	All establishments	48	337	1 292	5 271
	Establishments with 1 to 4 employees	26	X	X	X
	Establishments with 5 to 9 employees	11	X	X	X
	Establishments with 10 to 19 employees	8	X	X	X
	Establishments with 20 to 49 employees	3	X	X	X
	Establishments with 50 to 99 employees	—	X	X	X
	Establishments with 100 to 249 employees	—	X	X	X
	Establishments with 250 to 499 employees	—	X	X	X
	Establishments with 500 to 999 employees	—	X	X	X
	Establishments with 1,000 employees or more	—	X	X	X

See footnotes at end of table.

Table 5. Establishments, Employees, and Payroll by Industry and Employment Size of Establishments by County: 2004—Con.

[Excludes most government employees, railroad employees, and self-employed persons. Size class 1 to 4 employees includes establishments having payroll, but no employees, during mid-March pay period. For meaning of abbreviations and symbols, see introductory text. For explanation of terms, see Appendix A. For statement on reliability, see the note at the end of the table and Appendix C]

NAICS code	Geography, kind of business, and employment size class	Establishments (number)	Paid employees for pay period including March 12 (number)	First-quarter payroll (\$1,000)	Annual payroll (\$1,000)
	SUSSEX—Con.				
44-45	Retail trade—Con.				
447	Gasoline stations—Con.				
4471	Gasoline stations—Con.				
44711	Gasoline stations with convenience stores				
	All establishments	16	182	668	2 920
	Establishments with 1 to 4 employees	4	X	X	X
	Establishments with 5 to 9 employees	3	X	X	X
	Establishments with 10 to 19 employees	7	X	X	X
	Establishments with 20 to 49 employees	2	X	X	X
	Establishments with 50 to 99 employees	—	X	X	X
	Establishments with 100 to 249 employees	—	X	X	X
	Establishments with 250 to 499 employees	—	X	X	X
	Establishments with 500 to 999 employees	—	X	X	X
	Establishments with 1,000 employees or more	—	X	X	X
447110	Gasoline stations with convenience stores				
	All establishments	16	182	668	2 920
	Establishments with 1 to 4 employees	4	X	X	X
	Establishments with 5 to 9 employees	3	X	X	X
	Establishments with 10 to 19 employees	7	X	X	X
	Establishments with 20 to 49 employees	2	X	X	X
	Establishments with 50 to 99 employees	—	X	X	X
	Establishments with 100 to 249 employees	—	X	X	X
	Establishments with 250 to 499 employees	—	X	X	X
	Establishments with 500 to 999 employees	—	X	X	X
	Establishments with 1,000 employees or more	—	X	X	X
44719	Other gasoline stations				
	All establishments	32	155	624	2 351
	Establishments with 1 to 4 employees	22	X	X	X
	Establishments with 5 to 9 employees	8	X	X	X
	Establishments with 10 to 19 employees	1	X	X	X
	Establishments with 20 to 49 employees	1	X	X	X
	Establishments with 50 to 99 employees	—	X	X	X
	Establishments with 100 to 249 employees	—	X	X	X
	Establishments with 250 to 499 employees	—	X	X	X
	Establishments with 500 to 999 employees	—	X	X	X
	Establishments with 1,000 employees or more	—	X	X	X
447190	Other gasoline stations				
	All establishments	32	155	624	2 351
	Establishments with 1 to 4 employees	22	X	X	X
	Establishments with 5 to 9 employees	8	X	X	X
	Establishments with 10 to 19 employees	1	X	X	X
	Establishments with 20 to 49 employees	1	X	X	X
	Establishments with 50 to 99 employees	—	X	X	X
	Establishments with 100 to 249 employees	—	X	X	X
	Establishments with 250 to 499 employees	—	X	X	X
	Establishments with 500 to 999 employees	—	X	X	X
	Establishments with 1,000 employees or more	—	X	X	X
448	Clothing and clothing accessories stores				
	All establishments	40	290	795	3 483
	Establishments with 1 to 4 employees	24	X	X	X
	Establishments with 5 to 9 employees	12	X	X	X
	Establishments with 10 to 19 employees	1	X	X	X
	Establishments with 20 to 49 employees	2	X	X	X
	Establishments with 50 to 99 employees	1	X	X	X
	Establishments with 100 to 249 employees	—	X	X	X
	Establishments with 250 to 499 employees	—	X	X	X
	Establishments with 500 to 999 employees	—	X	X	X
	Establishments with 1,000 employees or more	—	X	X	X
4481	Clothing stores				
	All establishments	21	225	516	2 295
	Establishments with 1 to 4 employees	10	X	X	X
	Establishments with 5 to 9 employees	7	X	X	X
	Establishments with 10 to 19 employees	1	X	X	X
	Establishments with 20 to 49 employees	2	X	X	X
	Establishments with 50 to 99 employees	1	X	X	X
	Establishments with 100 to 249 employees	—	X	X	X
	Establishments with 250 to 499 employees	—	X	X	X
	Establishments with 500 to 999 employees	—	X	X	X
	Establishments with 1,000 employees or more	—	X	X	X
44814	Family clothing stores				
	All establishments	6	c	D	D
	Establishments with 1 to 4 employees	1	X	X	X
	Establishments with 5 to 9 employees	3	X	X	X
	Establishments with 10 to 19 employees	—	X	X	X
	Establishments with 20 to 49 employees	1	X	X	X
	Establishments with 50 to 99 employees	1	X	X	X
	Establishments with 100 to 249 employees	—	X	X	X
	Establishments with 250 to 499 employees	—	X	X	X
	Establishments with 500 to 999 employees	—	X	X	X
	Establishments with 1,000 employees or more	—	X	X	X

See footnotes at end of table.

Table 5. Establishments, Employees, and Payroll by Industry and Employment Size of Establishments by County: 2004—Con.

[Excludes most government employees, railroad employees, and self-employed persons. Size class 1 to 4 employees includes establishments having payroll, but no employees, during mid-March pay period. For meaning of abbreviations and symbols, see introductory text. For explanation of terms, see Appendix A. For statement on reliability, see the note at the end of the table and Appendix C]

NAICS code	Geography, kind of business, and employment size class	Establishments (number)	Paid employees for pay period including March 12 (number)	First-quarter payroll (\$1,000)	Annual payroll (\$1,000)
	SUSSEX—Con.				
44-45	Retail trade—Con.				
448	Clothing and clothing accessories stores—Con.				
4481	Clothing stores—Con.				
44814	Family clothing stores—Con.				
448140	Family clothing stores				
	All establishments	6	c	D	D
	Establishments with 1 to 4 employees	1	X	X	X
	Establishments with 5 to 9 employees	3	X	X	X
	Establishments with 10 to 19 employees	—	X	X	X
	Establishments with 20 to 49 employees	1	X	X	X
	Establishments with 50 to 99 employees	1	X	X	X
	Establishments with 100 to 249 employees	—	X	X	X
	Establishments with 250 to 499 employees	—	X	X	X
	Establishments with 500 to 999 employees	—	X	X	X
	Establishments with 1,000 employees or more	—	X	X	X
451	Sporting goods, hobby, book, and music stores				
	All establishments	21	122	321	1 429
	Establishments with 1 to 4 employees	15	X	X	X
	Establishments with 5 to 9 employees	1	X	X	X
	Establishments with 10 to 19 employees	3	X	X	X
	Establishments with 20 to 49 employees	2	X	X	X
	Establishments with 50 to 99 employees	—	X	X	X
	Establishments with 100 to 249 employees	—	X	X	X
	Establishments with 250 to 499 employees	—	X	X	X
	Establishments with 500 to 999 employees	—	X	X	X
	Establishments with 1,000 employees or more	—	X	X	X
452	General merchandise stores				
	All establishments	12	589	2 978	10 993
	Establishments with 1 to 4 employees	3	X	X	X
	Establishments with 5 to 9 employees	2	X	X	X
	Establishments with 10 to 19 employees	2	X	X	X
	Establishments with 20 to 49 employees	3	X	X	X
	Establishments with 50 to 99 employees	—	X	X	X
	Establishments with 100 to 249 employees	1	X	X	X
	Establishments with 250 to 499 employees	1	X	X	X
	Establishments with 500 to 999 employees	—	X	X	X
	Establishments with 1,000 employees or more	—	X	X	X
4521	Department stores				
	All establishments	2	e	D	D
	Establishments with 1 to 4 employees	—	X	X	X
	Establishments with 5 to 9 employees	—	X	X	X
	Establishments with 10 to 19 employees	—	X	X	X
	Establishments with 20 to 49 employees	—	X	X	X
	Establishments with 50 to 99 employees	—	X	X	X
	Establishments with 100 to 249 employees	1	X	X	X
	Establishments with 250 to 499 employees	1	X	X	X
	Establishments with 500 to 999 employees	—	X	X	X
	Establishments with 1,000 employees or more	—	X	X	X
45211	Department stores				
	All establishments	2	e	D	D
	Establishments with 1 to 4 employees	—	X	X	X
	Establishments with 5 to 9 employees	—	X	X	X
	Establishments with 10 to 19 employees	—	X	X	X
	Establishments with 20 to 49 employees	—	X	X	X
	Establishments with 50 to 99 employees	—	X	X	X
	Establishments with 100 to 249 employees	1	X	X	X
	Establishments with 250 to 499 employees	1	X	X	X
	Establishments with 500 to 999 employees	—	X	X	X
	Establishments with 1,000 employees or more	—	X	X	X
452112	Discount department stores				
	All establishments	2	e	D	D
	Establishments with 1 to 4 employees	—	X	X	X
	Establishments with 5 to 9 employees	—	X	X	X
	Establishments with 10 to 19 employees	—	X	X	X
	Establishments with 20 to 49 employees	—	X	X	X
	Establishments with 50 to 99 employees	—	X	X	X
	Establishments with 100 to 249 employees	1	X	X	X
	Establishments with 250 to 499 employees	1	X	X	X
	Establishments with 500 to 999 employees	—	X	X	X
	Establishments with 1,000 employees or more	—	X	X	X
4529	Other general merchandise stores				
	All establishments	10	c	D	D
	Establishments with 1 to 4 employees	3	X	X	X
	Establishments with 5 to 9 employees	2	X	X	X
	Establishments with 10 to 19 employees	2	X	X	X
	Establishments with 20 to 49 employees	3	X	X	X
	Establishments with 50 to 99 employees	—	X	X	X
	Establishments with 100 to 249 employees	—	X	X	X
	Establishments with 250 to 499 employees	—	X	X	X
	Establishments with 500 to 999 employees	—	X	X	X
	Establishments with 1,000 employees or more	—	X	X	X

See footnotes at end of table.

Table 5. Establishments, Employees, and Payroll by Industry and Employment Size of Establishments by County: 2004—Con.

[Excludes most government employees, railroad employees, and self-employed persons. Size class 1 to 4 employees includes establishments having payroll, but no employees, during mid-March pay period. For meaning of abbreviations and symbols, see introductory text. For explanation of terms, see Appendix A. For statement on reliability, see the note at the end of the table and Appendix C]

NAICS code	Geography, kind of business, and employment size class	Establishments (number)	Paid employees for pay period including March 12 (number)	First-quarter payroll (\$1,000)	Annual payroll (\$1,000)
44-45	SUSSEX—Con.				
	Retail trade—Con.				
452	General merchandise stores—Con.				
4529	Other general merchandise stores—Con.				
45299	All other general merchandise stores				
	All establishments	10	c	D	D
	Establishments with 1 to 4 employees	3	X	X	X
	Establishments with 5 to 9 employees	2	X	X	X
	Establishments with 10 to 19 employees	2	X	X	X
	Establishments with 20 to 49 employees	3	X	X	X
	Establishments with 50 to 99 employees	—	X	X	X
	Establishments with 100 to 249 employees	—	X	X	X
	Establishments with 250 to 499 employees	—	X	X	X
	Establishments with 500 to 999 employees	—	X	X	X
	Establishments with 1,000 employees or more	—	X	X	X
452990	All other general merchandise stores				
	All establishments	10	c	D	D
	Establishments with 1 to 4 employees	3	X	X	X
	Establishments with 5 to 9 employees	2	X	X	X
	Establishments with 10 to 19 employees	2	X	X	X
	Establishments with 20 to 49 employees	3	X	X	X
	Establishments with 50 to 99 employees	—	X	X	X
	Establishments with 100 to 249 employees	—	X	X	X
	Establishments with 250 to 499 employees	—	X	X	X
	Establishments with 500 to 999 employees	—	X	X	X
	Establishments with 1,000 employees or more	—	X	X	X
453	Miscellaneous store retailers				
	All establishments	60	290	785	3 431
	Establishments with 1 to 4 employees	41	X	X	X
	Establishments with 5 to 9 employees	9	X	X	X
	Establishments with 10 to 19 employees	8	X	X	X
	Establishments with 20 to 49 employees	2	X	X	X
	Establishments with 50 to 99 employees	—	X	X	X
	Establishments with 100 to 249 employees	—	X	X	X
	Establishments with 250 to 499 employees	—	X	X	X
	Establishments with 500 to 999 employees	—	X	X	X
	Establishments with 1,000 employees or more	—	X	X	X
4532	Office supplies, stationery, and gift stores				
	All establishments	19	c	D	D
	Establishments with 1 to 4 employees	10	X	X	X
	Establishments with 5 to 9 employees	4	X	X	X
	Establishments with 10 to 19 employees	3	X	X	X
	Establishments with 20 to 49 employees	2	X	X	X
	Establishments with 50 to 99 employees	—	X	X	X
	Establishments with 100 to 249 employees	—	X	X	X
	Establishments with 250 to 499 employees	—	X	X	X
	Establishments with 500 to 999 employees	—	X	X	X
	Establishments with 1,000 employees or more	—	X	X	X
454	Nonstore retailers				
	All establishments	29	191	1 721	6 362
	Establishments with 1 to 4 employees	18	X	X	X
	Establishments with 5 to 9 employees	5	X	X	X
	Establishments with 10 to 19 employees	5	X	X	X
	Establishments with 20 to 49 employees	—	X	X	X
	Establishments with 50 to 99 employees	1	X	X	X
	Establishments with 100 to 249 employees	—	X	X	X
	Establishments with 250 to 499 employees	—	X	X	X
	Establishments with 500 to 999 employees	—	X	X	X
	Establishments with 1,000 employees or more	—	X	X	X
4543	Direct selling establishments				
	All establishments	22	172	1 571	5 681
	Establishments with 1 to 4 employees	13	X	X	X
	Establishments with 5 to 9 employees	3	X	X	X
	Establishments with 10 to 19 employees	5	X	X	X
	Establishments with 20 to 49 employees	—	X	X	X
	Establishments with 50 to 99 employees	1	X	X	X
	Establishments with 100 to 249 employees	—	X	X	X
	Establishments with 250 to 499 employees	—	X	X	X
	Establishments with 500 to 999 employees	—	X	X	X
	Establishments with 1,000 employees or more	—	X	X	X
45431	Fuel dealers				
	All establishments	14	110	1 135	4 194
	Establishments with 1 to 4 employees	6	X	X	X
	Establishments with 5 to 9 employees	3	X	X	X
	Establishments with 10 to 19 employees	5	X	X	X
	Establishments with 20 to 49 employees	—	X	X	X
	Establishments with 50 to 99 employees	—	X	X	X
	Establishments with 100 to 249 employees	—	X	X	X
	Establishments with 250 to 499 employees	—	X	X	X
	Establishments with 500 to 999 employees	—	X	X	X
	Establishments with 1,000 employees or more	—	X	X	X

See footnotes at end of table.

Table 5. Establishments, Employees, and Payroll by Industry and Employment Size of Establishments by County: 2004—Con.

[Excludes most government employees, railroad employees, and self-employed persons. Size class 1 to 4 employees includes establishments having payroll, but no employees, during mid-March pay period. For meaning of abbreviations and symbols, see introductory text. For explanation of terms, see Appendix A. For statement on reliability, see the note at the end of the table and Appendix C]

NAICS code	Geography, kind of business, and employment size class	Establishments (number)	Paid employees for pay period including March 12 (number)	First-quarter payroll (\$1,000)	Annual payroll (\$1,000)
	SUSSEX—Con.				
48-49	Transportation and warehousing				
	All establishments	111	1 131	6 331	26 074
	Establishments with 1 to 4 employees	75	X	X	X
	Establishments with 5 to 9 employees	12	X	X	X
	Establishments with 10 to 19 employees	6	X	X	X
	Establishments with 20 to 49 employees	12	X	X	X
	Establishments with 50 to 99 employees	5	X	X	X
	Establishments with 100 to 249 employees	1	X	X	X
	Establishments with 250 to 499 employees	—	X	X	X
	Establishments with 500 to 999 employees	—	X	X	X
	Establishments with 1,000 employees or more	—	X	X	X
484	Truck transportation				
	All establishments	61	234	1 395	7 697
	Establishments with 1 to 4 employees	49	X	X	X
	Establishments with 5 to 9 employees	6	X	X	X
	Establishments with 10 to 19 employees	3	X	X	X
	Establishments with 20 to 49 employees	3	X	X	X
	Establishments with 50 to 99 employees	—	X	X	X
	Establishments with 100 to 249 employees	—	X	X	X
	Establishments with 250 to 499 employees	—	X	X	X
	Establishments with 500 to 999 employees	—	X	X	X
	Establishments with 1,000 employees or more	—	X	X	X
4841	General freight trucking				
	All establishments	28	126	874	4 603
	Establishments with 1 to 4 employees	21	X	X	X
	Establishments with 5 to 9 employees	3	X	X	X
	Establishments with 10 to 19 employees	2	X	X	X
	Establishments with 20 to 49 employees	2	X	X	X
	Establishments with 50 to 99 employees	—	X	X	X
	Establishments with 100 to 249 employees	—	X	X	X
	Establishments with 250 to 499 employees	—	X	X	X
	Establishments with 500 to 999 employees	—	X	X	X
	Establishments with 1,000 employees or more	—	X	X	X
48411	General freight trucking, local				
	All establishments	19	c	D	D
	Establishments with 1 to 4 employees	13	X	X	X
	Establishments with 5 to 9 employees	3	X	X	X
	Establishments with 10 to 19 employees	1	X	X	X
	Establishments with 20 to 49 employees	2	X	X	X
	Establishments with 50 to 99 employees	—	X	X	X
	Establishments with 100 to 249 employees	—	X	X	X
	Establishments with 250 to 499 employees	—	X	X	X
	Establishments with 500 to 999 employees	—	X	X	X
	Establishments with 1,000 employees or more	—	X	X	X
484110	General freight trucking, local				
	All establishments	19	c	D	D
	Establishments with 1 to 4 employees	13	X	X	X
	Establishments with 5 to 9 employees	3	X	X	X
	Establishments with 10 to 19 employees	1	X	X	X
	Establishments with 20 to 49 employees	2	X	X	X
	Establishments with 50 to 99 employees	—	X	X	X
	Establishments with 100 to 249 employees	—	X	X	X
	Establishments with 250 to 499 employees	—	X	X	X
	Establishments with 500 to 999 employees	—	X	X	X
	Establishments with 1,000 employees or more	—	X	X	X
4842	Specialized freight trucking				
	All establishments	33	108	521	3 094
	Establishments with 1 to 4 employees	28	X	X	X
	Establishments with 5 to 9 employees	3	X	X	X
	Establishments with 10 to 19 employees	1	X	X	X
	Establishments with 20 to 49 employees	1	X	X	X
	Establishments with 50 to 99 employees	—	X	X	X
	Establishments with 100 to 249 employees	—	X	X	X
	Establishments with 250 to 499 employees	—	X	X	X
	Establishments with 500 to 999 employees	—	X	X	X
	Establishments with 1,000 employees or more	—	X	X	X
485	Transit and ground passenger transportation				
	All establishments	29	811	4 040	14 434
	Establishments with 1 to 4 employees	9	X	X	X
	Establishments with 5 to 9 employees	4	X	X	X
	Establishments with 10 to 19 employees	2	X	X	X
	Establishments with 20 to 49 employees	8	X	X	X
	Establishments with 50 to 99 employees	5	X	X	X
	Establishments with 100 to 249 employees	1	X	X	X
	Establishments with 250 to 499 employees	—	X	X	X
	Establishments with 500 to 999 employees	—	X	X	X
	Establishments with 1,000 employees or more	—	X	X	X

See footnotes at end of table.

Table 5. Establishments, Employees, and Payroll by Industry and Employment Size of Establishments by County: 2004—Con.

[Excludes most government employees, railroad employees, and self-employed persons. Size class 1 to 4 employees includes establishments having payroll, but no employees, during mid-March pay period. For meaning of abbreviations and symbols, see introductory text. For explanation of terms, see Appendix A. For statement on reliability, see the note at the end of the table and Appendix C]

NAICS code	Geography, kind of business, and employment size class	Establishments (number)	Paid employees for pay period including March 12 (number)	First-quarter payroll (\$1,000)	Annual payroll (\$1,000)
	SUSSEX—Con.				
48-49	Transportation and warehousing—Con.				
485	Transit and ground passenger transportation—Con.				
4854	School and employee bus transportation				
	All establishments	16	736	3 561	12 965
	Establishments with 1 to 4 employees	1	X	X	X
	Establishments with 5 to 9 employees	2	X	X	X
	Establishments with 10 to 19 employees	—	X	X	X
	Establishments with 20 to 49 employees	7	X	X	X
	Establishments with 50 to 99 employees	5	X	X	X
	Establishments with 100 to 249 employees	1	X	X	X
	Establishments with 250 to 499 employees	—	X	X	X
	Establishments with 500 to 999 employees	—	X	X	X
	Establishments with 1,000 employees or more	—	X	X	X
48541	School and employee bus transportation				
	All establishments	16	736	3 561	12 965
	Establishments with 1 to 4 employees	1	X	X	X
	Establishments with 5 to 9 employees	2	X	X	X
	Establishments with 10 to 19 employees	—	X	X	X
	Establishments with 20 to 49 employees	7	X	X	X
	Establishments with 50 to 99 employees	5	X	X	X
	Establishments with 100 to 249 employees	1	X	X	X
	Establishments with 250 to 499 employees	—	X	X	X
	Establishments with 500 to 999 employees	—	X	X	X
	Establishments with 1,000 employees or more	—	X	X	X
485410	School and employee bus transportation				
	All establishments	16	736	3 561	12 965
	Establishments with 1 to 4 employees	1	X	X	X
	Establishments with 5 to 9 employees	2	X	X	X
	Establishments with 10 to 19 employees	—	X	X	X
	Establishments with 20 to 49 employees	7	X	X	X
	Establishments with 50 to 99 employees	5	X	X	X
	Establishments with 100 to 249 employees	1	X	X	X
	Establishments with 250 to 499 employees	—	X	X	X
	Establishments with 500 to 999 employees	—	X	X	X
	Establishments with 1,000 employees or more	—	X	X	X
51	Information				
	All establishments	54	553	6 170	26 422
	Establishments with 1 to 4 employees	38	X	X	X
	Establishments with 5 to 9 employees	5	X	X	X
	Establishments with 10 to 19 employees	2	X	X	X
	Establishments with 20 to 49 employees	6	X	X	X
	Establishments with 50 to 99 employees	2	X	X	X
	Establishments with 100 to 249 employees	1	X	X	X
	Establishments with 250 to 499 employees	—	X	X	X
	Establishments with 500 to 999 employees	—	X	X	X
	Establishments with 1,000 employees or more	—	X	X	X
511	Publishing industries (except Internet)				
	All establishments	9	201	1 356	5 946
	Establishments with 1 to 4 employees	6	X	X	X
	Establishments with 5 to 9 employees	—	X	X	X
	Establishments with 10 to 19 employees	—	X	X	X
	Establishments with 20 to 49 employees	2	X	X	X
	Establishments with 50 to 99 employees	—	X	X	X
	Establishments with 100 to 249 employees	1	X	X	X
	Establishments with 250 to 499 employees	—	X	X	X
	Establishments with 500 to 999 employees	—	X	X	X
	Establishments with 1,000 employees or more	—	X	X	X
5111	Newspaper, periodical, book, and directory publishers				
	All establishments	8	c	D	D
	Establishments with 1 to 4 employees	5	X	X	X
	Establishments with 5 to 9 employees	—	X	X	X
	Establishments with 10 to 19 employees	—	X	X	X
	Establishments with 20 to 49 employees	2	X	X	X
	Establishments with 50 to 99 employees	—	X	X	X
	Establishments with 100 to 249 employees	1	X	X	X
	Establishments with 250 to 499 employees	—	X	X	X
	Establishments with 500 to 999 employees	—	X	X	X
	Establishments with 1,000 employees or more	—	X	X	X
51111	Newspaper publishers				
	All establishments	2	c	D	D
	Establishments with 1 to 4 employees	1	X	X	X
	Establishments with 5 to 9 employees	—	X	X	X
	Establishments with 10 to 19 employees	—	X	X	X
	Establishments with 20 to 49 employees	—	X	X	X
	Establishments with 50 to 99 employees	—	X	X	X
	Establishments with 100 to 249 employees	1	X	X	X
	Establishments with 250 to 499 employees	—	X	X	X
	Establishments with 500 to 999 employees	—	X	X	X
	Establishments with 1,000 employees or more	—	X	X	X

See footnotes at end of table.

Table 5. Establishments, Employees, and Payroll by Industry and Employment Size of Establishments by County: 2004—Con.

[Excludes most government employees, railroad employees, and self-employed persons. Size class 1 to 4 employees includes establishments having payroll, but no employees, during mid-March pay period. For meaning of abbreviations and symbols, see introductory text. For explanation of terms, see Appendix A. For statement on reliability, see the note at the end of the table and Appendix C]

NAICS code	Geography, kind of business, and employment size class	Establishments (number)	Paid employees for pay period including March 12 (number)	First-quarter payroll (\$1,000)	Annual payroll (\$1,000)
51	SUSSEX—Con.				
	Information—Con.				
511	Publishing industries (except Internet)—Con.				
5111	Newspaper, periodical, book, and directory publishers—Con.				
51111	Newspaper publishers—Con.				
511110	Newspaper publishers				
	All establishments	2	c	D	D
	Establishments with 1 to 4 employees	1	X	X	X
	Establishments with 5 to 9 employees	—	X	X	X
	Establishments with 10 to 19 employees	—	X	X	X
	Establishments with 20 to 49 employees	—	X	X	X
	Establishments with 50 to 99 employees	—	X	X	X
	Establishments with 100 to 249 employees	1	X	X	X
	Establishments with 250 to 499 employees	—	X	X	X
	Establishments with 500 to 999 employees	—	X	X	X
	Establishments with 1,000 employees or more	—	X	X	X
515	Broadcasting (except Internet)				
	All establishments	8	c	D	D
	Establishments with 1 to 4 employees	4	X	X	X
	Establishments with 5 to 9 employees	1	X	X	X
	Establishments with 10 to 19 employees	1	X	X	X
	Establishments with 20 to 49 employees	1	X	X	X
	Establishments with 50 to 99 employees	1	X	X	X
	Establishments with 100 to 249 employees	—	X	X	X
	Establishments with 250 to 499 employees	—	X	X	X
	Establishments with 500 to 999 employees	—	X	X	X
	Establishments with 1,000 employees or more	—	X	X	X
5151	Radio and television broadcasting				
	All establishments	7	c	D	D
	Establishments with 1 to 4 employees	3	X	X	X
	Establishments with 5 to 9 employees	1	X	X	X
	Establishments with 10 to 19 employees	1	X	X	X
	Establishments with 20 to 49 employees	1	X	X	X
	Establishments with 50 to 99 employees	1	X	X	X
	Establishments with 100 to 249 employees	—	X	X	X
	Establishments with 250 to 499 employees	—	X	X	X
	Establishments with 500 to 999 employees	—	X	X	X
	Establishments with 1,000 employees or more	—	X	X	X
51511	Radio broadcasting				
	All establishments	7	c	D	D
	Establishments with 1 to 4 employees	3	X	X	X
	Establishments with 5 to 9 employees	1	X	X	X
	Establishments with 10 to 19 employees	1	X	X	X
	Establishments with 20 to 49 employees	1	X	X	X
	Establishments with 50 to 99 employees	1	X	X	X
	Establishments with 100 to 249 employees	—	X	X	X
	Establishments with 250 to 499 employees	—	X	X	X
	Establishments with 500 to 999 employees	—	X	X	X
	Establishments with 1,000 employees or more	—	X	X	X
515112	Radio stations				
	All establishments	7	c	D	D
	Establishments with 1 to 4 employees	3	X	X	X
	Establishments with 5 to 9 employees	1	X	X	X
	Establishments with 10 to 19 employees	1	X	X	X
	Establishments with 20 to 49 employees	1	X	X	X
	Establishments with 50 to 99 employees	1	X	X	X
	Establishments with 100 to 249 employees	—	X	X	X
	Establishments with 250 to 499 employees	—	X	X	X
	Establishments with 500 to 999 employees	—	X	X	X
	Establishments with 1,000 employees or more	—	X	X	X
517	Telecommunications				
	All establishments	13	164	3 159	12 713
	Establishments with 1 to 4 employees	8	X	X	X
	Establishments with 5 to 9 employees	2	X	X	X
	Establishments with 10 to 19 employees	—	X	X	X
	Establishments with 20 to 49 employees	2	X	X	X
	Establishments with 50 to 99 employees	1	X	X	X
	Establishments with 100 to 249 employees	—	X	X	X
	Establishments with 250 to 499 employees	—	X	X	X
	Establishments with 500 to 999 employees	—	X	X	X
	Establishments with 1,000 employees or more	—	X	X	X
52	Finance and insurance				
	All establishments	150	1 972	32 957	112 959
	Establishments with 1 to 4 employees	75	X	X	X
	Establishments with 5 to 9 employees	46	X	X	X
	Establishments with 10 to 19 employees	16	X	X	X
	Establishments with 20 to 49 employees	11	X	X	X
	Establishments with 50 to 99 employees	—	X	X	X
	Establishments with 100 to 249 employees	1	X	X	X
	Establishments with 250 to 499 employees	—	X	X	X
	Establishments with 500 to 999 employees	1	X	X	X
	Establishments with 1,000 employees or more	—	X	X	X

See footnotes at end of table.

Table 5. Establishments, Employees, and Payroll by Industry and Employment Size of Establishments by County: 2004—Con.

[Excludes most government employees, railroad employees, and self-employed persons. Size class 1 to 4 employees includes establishments having payroll, but no employees, during mid-March pay period. For meaning of abbreviations and symbols, see introductory text. For explanation of terms, see Appendix A. For statement on reliability, see the note at the end of the table and Appendix C]

NAICS code	Geography, kind of business, and employment size class	Establishments (number)	Paid employees for pay period including March 12 (number)	First-quarter payroll (\$1,000)	Annual payroll (\$1,000)
	SUSSEX—Con.				
52	Finance and insurance—Con.				
522	Credit intermediation and related activities				
	All establishments	81	689	6 134	25 567
	Establishments with 1 to 4 employees	21	X	X	X
	Establishments with 5 to 9 employees	41	X	X	X
	Establishments with 10 to 19 employees	11	X	X	X
	Establishments with 20 to 49 employees	8	X	X	X
	Establishments with 50 to 99 employees	—	X	X	X
	Establishments with 100 to 249 employees	—	X	X	X
	Establishments with 250 to 499 employees	—	X	X	X
	Establishments with 500 to 999 employees	—	X	X	X
	Establishments with 1,000 employees or more	—	X	X	X
5221	Depository credit intermediation				
	All establishments	64	632	5 018	19 501
	Establishments with 1 to 4 employees	8	X	X	X
	Establishments with 5 to 9 employees	38	X	X	X
	Establishments with 10 to 19 employees	11	X	X	X
	Establishments with 20 to 49 employees	7	X	X	X
	Establishments with 50 to 99 employees	—	X	X	X
	Establishments with 100 to 249 employees	—	X	X	X
	Establishments with 250 to 499 employees	—	X	X	X
	Establishments with 500 to 999 employees	—	X	X	X
	Establishments with 1,000 employees or more	—	X	X	X
52211	Commercial banking				
	All establishments	55	579	4 373	16 845
	Establishments with 1 to 4 employees	5	X	X	X
	Establishments with 5 to 9 employees	33	X	X	X
	Establishments with 10 to 19 employees	10	X	X	X
	Establishments with 20 to 49 employees	7	X	X	X
	Establishments with 50 to 99 employees	—	X	X	X
	Establishments with 100 to 249 employees	—	X	X	X
	Establishments with 250 to 499 employees	—	X	X	X
	Establishments with 500 to 999 employees	—	X	X	X
	Establishments with 1,000 employees or more	—	X	X	X
522110	Commercial banking				
	All establishments	55	579	4 373	16 845
	Establishments with 1 to 4 employees	5	X	X	X
	Establishments with 5 to 9 employees	33	X	X	X
	Establishments with 10 to 19 employees	10	X	X	X
	Establishments with 20 to 49 employees	7	X	X	X
	Establishments with 50 to 99 employees	—	X	X	X
	Establishments with 100 to 249 employees	—	X	X	X
	Establishments with 250 to 499 employees	—	X	X	X
	Establishments with 500 to 999 employees	—	X	X	X
	Establishments with 1,000 employees or more	—	X	X	X
524	Insurance carriers and related activities				
	All establishments	42	1 207	26 112	83 476
	Establishments with 1 to 4 employees	31	X	X	X
	Establishments with 5 to 9 employees	3	X	X	X
	Establishments with 10 to 19 employees	4	X	X	X
	Establishments with 20 to 49 employees	2	X	X	X
	Establishments with 50 to 99 employees	—	X	X	X
	Establishments with 100 to 249 employees	1	X	X	X
	Establishments with 250 to 499 employees	—	X	X	X
	Establishments with 500 to 999 employees	1	X	X	X
	Establishments with 1,000 employees or more	—	X	X	X
5241	Insurance carriers				
	All establishments	9	g	D	D
	Establishments with 1 to 4 employees	6	X	X	X
	Establishments with 5 to 9 employees	—	X	X	X
	Establishments with 10 to 19 employees	—	X	X	X
	Establishments with 20 to 49 employees	1	X	X	X
	Establishments with 50 to 99 employees	—	X	X	X
	Establishments with 100 to 249 employees	1	X	X	X
	Establishments with 250 to 499 employees	—	X	X	X
	Establishments with 500 to 999 employees	1	X	X	X
	Establishments with 1,000 employees or more	—	X	X	X
52412	Direct insurance (except life, health, and medical) carriers				
	All establishments	8	g	D	D
	Establishments with 1 to 4 employees	5	X	X	X
	Establishments with 5 to 9 employees	—	X	X	X
	Establishments with 10 to 19 employees	—	X	X	X
	Establishments with 20 to 49 employees	1	X	X	X
	Establishments with 50 to 99 employees	—	X	X	X
	Establishments with 100 to 249 employees	1	X	X	X
	Establishments with 250 to 499 employees	—	X	X	X
	Establishments with 500 to 999 employees	1	X	X	X
	Establishments with 1,000 employees or more	—	X	X	X

See footnotes at end of table.

Table 5. Establishments, Employees, and Payroll by Industry and Employment Size of Establishments by County: 2004—Con.

[Excludes most government employees, railroad employees, and self-employed persons. Size class 1 to 4 employees includes establishments having payroll, but no employees, during mid-March pay period. For meaning of abbreviations and symbols, see introductory text. For explanation of terms, see Appendix A. For statement on reliability, see the note at the end of the table and Appendix C]

NAICS code	Geography, kind of business, and employment size class	Establishments (number)	Paid employees for pay period including March 12 (number)	First-quarter payroll (\$1,000)	Annual payroll (\$1,000)
52	SUSSEX—Con.				
	Finance and insurance—Con.				
524	Insurance carriers and related activities—Con.				
5241	Insurance carriers—Con.				
52412	Direct insurance (except life, health, and medical) carriers—Con.				
524126	Direct property and casualty insurance carriers				
	All establishments	7	g	D	D
	Establishments with 1 to 4 employees	4	X	X	X
	Establishments with 5 to 9 employees	—	X	X	X
	Establishments with 10 to 19 employees	—	X	X	X
	Establishments with 20 to 49 employees	1	X	X	X
	Establishments with 50 to 99 employees	—	X	X	X
	Establishments with 100 to 249 employees	1	X	X	X
	Establishments with 250 to 499 employees	—	X	X	X
	Establishments with 500 to 999 employees	1	X	X	X
	Establishments with 1,000 employees or more	—	X	X	X
5242	Agencies, brokerages, and other insurance related activities				
	All establishments	33	c	D	D
	Establishments with 1 to 4 employees	25	X	X	X
	Establishments with 5 to 9 employees	3	X	X	X
	Establishments with 10 to 19 employees	4	X	X	X
	Establishments with 20 to 49 employees	1	X	X	X
	Establishments with 50 to 99 employees	—	X	X	X
	Establishments with 100 to 249 employees	—	X	X	X
	Establishments with 250 to 499 employees	—	X	X	X
	Establishments with 500 to 999 employees	—	X	X	X
	Establishments with 1,000 employees or more	—	X	X	X
52421	Insurance agencies and brokerages				
	All establishments	27	c	D	D
	Establishments with 1 to 4 employees	20	X	X	X
	Establishments with 5 to 9 employees	3	X	X	X
	Establishments with 10 to 19 employees	3	X	X	X
	Establishments with 20 to 49 employees	1	X	X	X
	Establishments with 50 to 99 employees	—	X	X	X
	Establishments with 100 to 249 employees	—	X	X	X
	Establishments with 250 to 499 employees	—	X	X	X
	Establishments with 500 to 999 employees	—	X	X	X
	Establishments with 1,000 employees or more	—	X	X	X
524210	Insurance agencies and brokerages				
	All establishments	27	c	D	D
	Establishments with 1 to 4 employees	20	X	X	X
	Establishments with 5 to 9 employees	3	X	X	X
	Establishments with 10 to 19 employees	3	X	X	X
	Establishments with 20 to 49 employees	1	X	X	X
	Establishments with 50 to 99 employees	—	X	X	X
	Establishments with 100 to 249 employees	—	X	X	X
	Establishments with 250 to 499 employees	—	X	X	X
	Establishments with 500 to 999 employees	—	X	X	X
	Establishments with 1,000 employees or more	—	X	X	X
53	Real estate and rental and leasing				
	All establishments	95	350	2 508	11 419
	Establishments with 1 to 4 employees	67	X	X	X
	Establishments with 5 to 9 employees	19	X	X	X
	Establishments with 10 to 19 employees	9	X	X	X
	Establishments with 20 to 49 employees	—	X	X	X
	Establishments with 50 to 99 employees	—	X	X	X
	Establishments with 100 to 249 employees	—	X	X	X
	Establishments with 250 to 499 employees	—	X	X	X
	Establishments with 500 to 999 employees	—	X	X	X
	Establishments with 1,000 employees or more	—	X	X	X
531	Real estate				
	All establishments	77	c	D	D
	Establishments with 1 to 4 employees	57	X	X	X
	Establishments with 5 to 9 employees	15	X	X	X
	Establishments with 10 to 19 employees	5	X	X	X
	Establishments with 20 to 49 employees	—	X	X	X
	Establishments with 50 to 99 employees	—	X	X	X
	Establishments with 100 to 249 employees	—	X	X	X
	Establishments with 250 to 499 employees	—	X	X	X
	Establishments with 500 to 999 employees	—	X	X	X
	Establishments with 1,000 employees or more	—	X	X	X
5312	Offices of real estate agents and brokers				
	All establishments	25	106	989	4 442
	Establishments with 1 to 4 employees	17	X	X	X
	Establishments with 5 to 9 employees	5	X	X	X
	Establishments with 10 to 19 employees	3	X	X	X
	Establishments with 20 to 49 employees	—	X	X	X
	Establishments with 50 to 99 employees	—	X	X	X
	Establishments with 100 to 249 employees	—	X	X	X
	Establishments with 250 to 499 employees	—	X	X	X
	Establishments with 500 to 999 employees	—	X	X	X
	Establishments with 1,000 employees or more	—	X	X	X

See footnotes at end of table.

Table 5. Establishments, Employees, and Payroll by Industry and Employment Size of Establishments by County: 2004—Con.

[Excludes most government employees, railroad employees, and self-employed persons. Size class 1 to 4 employees includes establishments having payroll, but no employees, during mid-March pay period. For meaning of abbreviations and symbols, see introductory text. For explanation of terms, see Appendix A. For statement on reliability, see the note at the end of the table and Appendix C]

NAICS code	Geography, kind of business, and employment size class	Establishments (number)	Paid employees for pay period including March 12 (number)	First-quarter payroll (\$1,000)	Annual payroll (\$1,000)
53	SUSSEX—Con.				
	Real estate and rental and leasing—Con.				
531	Real estate—Con.				
5312	Offices of real estate agents and brokers—Con.				
53121	Offices of real estate agents and brokers				
	All establishments	25	106	989	4 442
	Establishments with 1 to 4 employees	17	X	X	X
	Establishments with 5 to 9 employees	5	X	X	X
	Establishments with 10 to 19 employees	3	X	X	X
	Establishments with 20 to 49 employees	—	X	X	X
	Establishments with 50 to 99 employees	—	X	X	X
	Establishments with 100 to 249 employees	—	X	X	X
	Establishments with 250 to 499 employees	—	X	X	X
	Establishments with 500 to 999 employees	—	X	X	X
	Establishments with 1,000 employees or more	—	X	X	X
531210	Offices of real estate agents and brokers				
	All establishments	25	106	989	4 442
	Establishments with 1 to 4 employees	17	X	X	X
	Establishments with 5 to 9 employees	5	X	X	X
	Establishments with 10 to 19 employees	3	X	X	X
	Establishments with 20 to 49 employees	—	X	X	X
	Establishments with 50 to 99 employees	—	X	X	X
	Establishments with 100 to 249 employees	—	X	X	X
	Establishments with 250 to 499 employees	—	X	X	X
	Establishments with 500 to 999 employees	—	X	X	X
	Establishments with 1,000 employees or more	—	X	X	X
532	Rental and leasing services				
	All establishments	16	c	D	D
	Establishments with 1 to 4 employees	8	X	X	X
	Establishments with 5 to 9 employees	4	X	X	X
	Establishments with 10 to 19 employees	4	X	X	X
	Establishments with 20 to 49 employees	—	X	X	X
	Establishments with 50 to 99 employees	—	X	X	X
	Establishments with 100 to 249 employees	—	X	X	X
	Establishments with 250 to 499 employees	—	X	X	X
	Establishments with 500 to 999 employees	—	X	X	X
	Establishments with 1,000 employees or more	—	X	X	X
54	Professional, scientific, and technical services				
	All establishments	405	2 091	21 962	93 611
	Establishments with 1 to 4 employees	322	X	X	X
	Establishments with 5 to 9 employees	44	X	X	X
	Establishments with 10 to 19 employees	29	X	X	X
	Establishments with 20 to 49 employees	6	X	X	X
	Establishments with 50 to 99 employees	2	X	X	X
	Establishments with 100 to 249 employees	1	X	X	X
	Establishments with 250 to 499 employees	1	X	X	X
	Establishments with 500 to 999 employees	—	X	X	X
	Establishments with 1,000 employees or more	—	X	X	X
541	Professional, scientific, and technical services				
	All establishments	405	2 091	21 962	93 611
	Establishments with 1 to 4 employees	322	X	X	X
	Establishments with 5 to 9 employees	44	X	X	X
	Establishments with 10 to 19 employees	29	X	X	X
	Establishments with 20 to 49 employees	6	X	X	X
	Establishments with 50 to 99 employees	2	X	X	X
	Establishments with 100 to 249 employees	1	X	X	X
	Establishments with 250 to 499 employees	1	X	X	X
	Establishments with 500 to 999 employees	—	X	X	X
	Establishments with 1,000 employees or more	—	X	X	X
5411	Legal services				
	All establishments	67	298	2 446	12 290
	Establishments with 1 to 4 employees	46	X	X	X
	Establishments with 5 to 9 employees	14	X	X	X
	Establishments with 10 to 19 employees	5	X	X	X
	Establishments with 20 to 49 employees	2	X	X	X
	Establishments with 50 to 99 employees	—	X	X	X
	Establishments with 100 to 249 employees	—	X	X	X
	Establishments with 250 to 499 employees	—	X	X	X
	Establishments with 500 to 999 employees	—	X	X	X
	Establishments with 1,000 employees or more	—	X	X	X
54111	Offices of lawyers				
	All establishments	62	264	2 291	11 397
	Establishments with 1 to 4 employees	44	X	X	X
	Establishments with 5 to 9 employees	12	X	X	X
	Establishments with 10 to 19 employees	4	X	X	X
	Establishments with 20 to 49 employees	2	X	X	X
	Establishments with 50 to 99 employees	—	X	X	X
	Establishments with 100 to 249 employees	—	X	X	X
	Establishments with 250 to 499 employees	—	X	X	X
	Establishments with 500 to 999 employees	—	X	X	X
	Establishments with 1,000 employees or more	—	X	X	X

See footnotes at end of table.

Table 5. Establishments, Employees, and Payroll by Industry and Employment Size of Establishments by County: 2004—Con.

[Excludes most government employees, railroad employees, and self-employed persons. Size class 1 to 4 employees includes establishments having payroll, but no employees, during mid-March pay period. For meaning of abbreviations and symbols, see introductory text. For explanation of terms, see Appendix A. For statement on reliability, see the note at the end of the table and Appendix C]

NAICS code	Geography, kind of business, and employment size class	Establishments (number)	Paid employees for pay period including March 12 (number)	First-quarter payroll (\$1,000)	Annual payroll (\$1,000)
	SUSSEX—Con.				
54	Professional, scientific, and technical services—Con.				
541	Professional, scientific, and technical services—Con.				
5411	Legal services—Con.				
54111	Offices of lawyers—Con.				
541110	Offices of lawyers				
	All establishments	62	264	2 291	11 397
	Establishments with 1 to 4 employees	44	X	X	X
	Establishments with 5 to 9 employees	12	X	X	X
	Establishments with 10 to 19 employees	4	X	X	X
	Establishments with 20 to 49 employees	2	X	X	X
	Establishments with 50 to 99 employees	—	X	X	X
	Establishments with 100 to 249 employees	—	X	X	X
	Establishments with 250 to 499 employees	—	X	X	X
	Establishments with 500 to 999 employees	—	X	X	X
	Establishments with 1,000 employees or more	—	X	X	X
5412	Accounting, tax preparation, bookkeeping, and payroll services				
	All establishments	48	170	1 055	4 331
	Establishments with 1 to 4 employees	39	X	X	X
	Establishments with 5 to 9 employees	4	X	X	X
	Establishments with 10 to 19 employees	5	X	X	X
	Establishments with 20 to 49 employees	—	X	X	X
	Establishments with 50 to 99 employees	—	X	X	X
	Establishments with 100 to 249 employees	—	X	X	X
	Establishments with 250 to 499 employees	—	X	X	X
	Establishments with 500 to 999 employees	—	X	X	X
	Establishments with 1,000 employees or more	—	X	X	X
54121	Accounting, tax preparation, bookkeeping, and payroll services				
	All establishments	48	170	1 055	4 331
	Establishments with 1 to 4 employees	39	X	X	X
	Establishments with 5 to 9 employees	4	X	X	X
	Establishments with 10 to 19 employees	5	X	X	X
	Establishments with 20 to 49 employees	—	X	X	X
	Establishments with 50 to 99 employees	—	X	X	X
	Establishments with 100 to 249 employees	—	X	X	X
	Establishments with 250 to 499 employees	—	X	X	X
	Establishments with 500 to 999 employees	—	X	X	X
	Establishments with 1,000 employees or more	—	X	X	X
541211	Offices of certified public accountants				
	All establishments	23	c	D	D
	Establishments with 1 to 4 employees	17	X	X	X
	Establishments with 5 to 9 employees	4	X	X	X
	Establishments with 10 to 19 employees	2	X	X	X
	Establishments with 20 to 49 employees	—	X	X	X
	Establishments with 50 to 99 employees	—	X	X	X
	Establishments with 100 to 249 employees	—	X	X	X
	Establishments with 250 to 499 employees	—	X	X	X
	Establishments with 500 to 999 employees	—	X	X	X
	Establishments with 1,000 employees or more	—	X	X	X
5413	Architectural, engineering, and related services				
	All establishments	64	284	2 968	13 981
	Establishments with 1 to 4 employees	46	X	X	X
	Establishments with 5 to 9 employees	10	X	X	X
	Establishments with 10 to 19 employees	7	X	X	X
	Establishments with 20 to 49 employees	1	X	X	X
	Establishments with 50 to 99 employees	—	X	X	X
	Establishments with 100 to 249 employees	—	X	X	X
	Establishments with 250 to 499 employees	—	X	X	X
	Establishments with 500 to 999 employees	—	X	X	X
	Establishments with 1,000 employees or more	—	X	X	X
54133	Engineering services				
	All establishments	23	125	1 529	6 536
	Establishments with 1 to 4 employees	13	X	X	X
	Establishments with 5 to 9 employees	4	X	X	X
	Establishments with 10 to 19 employees	6	X	X	X
	Establishments with 20 to 49 employees	—	X	X	X
	Establishments with 50 to 99 employees	—	X	X	X
	Establishments with 100 to 249 employees	—	X	X	X
	Establishments with 250 to 499 employees	—	X	X	X
	Establishments with 500 to 999 employees	—	X	X	X
	Establishments with 1,000 employees or more	—	X	X	X
541330	Engineering services				
	All establishments	23	125	1 529	6 536
	Establishments with 1 to 4 employees	13	X	X	X
	Establishments with 5 to 9 employees	4	X	X	X
	Establishments with 10 to 19 employees	6	X	X	X
	Establishments with 20 to 49 employees	—	X	X	X
	Establishments with 50 to 99 employees	—	X	X	X
	Establishments with 100 to 249 employees	—	X	X	X
	Establishments with 250 to 499 employees	—	X	X	X
	Establishments with 500 to 999 employees	—	X	X	X
	Establishments with 1,000 employees or more	—	X	X	X

See footnotes at end of table.

Table 5. Establishments, Employees, and Payroll by Industry and Employment Size of Establishments by County: 2004—Con.

[Excludes most government employees, railroad employees, and self-employed persons. Size class 1 to 4 employees includes establishments having payroll, but no employees, during mid-March pay period. For meaning of abbreviations and symbols, see introductory text. For explanation of terms, see Appendix A. For statement on reliability, see the note at the end of the table and Appendix C]

NAICS code	Geography, kind of business, and employment size class	Establishments (number)	Paid employees for pay period including March 12 (number)	First-quarter payroll (\$1,000)	Annual payroll (\$1,000)
	SUSSEX—Con.				
54	Professional, scientific, and technical services—Con.				
541	Professional, scientific, and technical services—Con.				
5415	Computer systems design and related services				
	All establishments	77	231	3 722	16 267
	Establishments with 1 to 4 employees	69	X	X	X
	Establishments with 5 to 9 employees	5	X	X	X
	Establishments with 10 to 19 employees	1	X	X	X
	Establishments with 20 to 49 employees	1	X	X	X
	Establishments with 50 to 99 employees	1	X	X	X
	Establishments with 100 to 249 employees	—	X	X	X
	Establishments with 250 to 499 employees	—	X	X	X
	Establishments with 500 to 999 employees	—	X	X	X
	Establishments with 1,000 employees or more	—	X	X	X
54151	Computer systems design and related services				
	All establishments	77	231	3 722	16 267
	Establishments with 1 to 4 employees	69	X	X	X
	Establishments with 5 to 9 employees	5	X	X	X
	Establishments with 10 to 19 employees	1	X	X	X
	Establishments with 20 to 49 employees	1	X	X	X
	Establishments with 50 to 99 employees	1	X	X	X
	Establishments with 100 to 249 employees	—	X	X	X
	Establishments with 250 to 499 employees	—	X	X	X
	Establishments with 500 to 999 employees	—	X	X	X
	Establishments with 1,000 employees or more	—	X	X	X
541511	Custom computer programming services				
	All establishments	44	157	2 573	11 077
	Establishments with 1 to 4 employees	39	X	X	X
	Establishments with 5 to 9 employees	3	X	X	X
	Establishments with 10 to 19 employees	1	X	X	X
	Establishments with 20 to 49 employees	—	X	X	X
	Establishments with 50 to 99 employees	1	X	X	X
	Establishments with 100 to 249 employees	—	X	X	X
	Establishments with 250 to 499 employees	—	X	X	X
	Establishments with 500 to 999 employees	—	X	X	X
	Establishments with 1,000 employees or more	—	X	X	X
5416	Management, scientific, and technical consulting services				
	All establishments	66	302	2 848	11 613
	Establishments with 1 to 4 employees	57	X	X	X
	Establishments with 5 to 9 employees	3	X	X	X
	Establishments with 10 to 19 employees	5	X	X	X
	Establishments with 20 to 49 employees	—	X	X	X
	Establishments with 50 to 99 employees	—	X	X	X
	Establishments with 100 to 249 employees	1	X	X	X
	Establishments with 250 to 499 employees	—	X	X	X
	Establishments with 500 to 999 employees	—	X	X	X
	Establishments with 1,000 employees or more	—	X	X	X
54161	Management consulting services				
	All establishments	49	254	2 318	9 076
	Establishments with 1 to 4 employees	44	X	X	X
	Establishments with 5 to 9 employees	—	X	X	X
	Establishments with 10 to 19 employees	4	X	X	X
	Establishments with 20 to 49 employees	—	X	X	X
	Establishments with 50 to 99 employees	—	X	X	X
	Establishments with 100 to 249 employees	1	X	X	X
	Establishments with 250 to 499 employees	—	X	X	X
	Establishments with 500 to 999 employees	—	X	X	X
	Establishments with 1,000 employees or more	—	X	X	X
541614	Process, physical distribution, and logistics consulting services				
	All establishments	5	c	D	D
	Establishments with 1 to 4 employees	4	X	X	X
	Establishments with 5 to 9 employees	—	X	X	X
	Establishments with 10 to 19 employees	—	X	X	X
	Establishments with 20 to 49 employees	—	X	X	X
	Establishments with 50 to 99 employees	—	X	X	X
	Establishments with 100 to 249 employees	1	X	X	X
	Establishments with 250 to 499 employees	—	X	X	X
	Establishments with 500 to 999 employees	—	X	X	X
	Establishments with 1,000 employees or more	—	X	X	X
5417	Scientific research and development services				
	All establishments	10	501	7 086	26 078
	Establishments with 1 to 4 employees	6	X	X	X
	Establishments with 5 to 9 employees	1	X	X	X
	Establishments with 10 to 19 employees	1	X	X	X
	Establishments with 20 to 49 employees	1	X	X	X
	Establishments with 50 to 99 employees	—	X	X	X
	Establishments with 100 to 249 employees	—	X	X	X
	Establishments with 250 to 499 employees	1	X	X	X
	Establishments with 500 to 999 employees	—	X	X	X
	Establishments with 1,000 employees or more	—	X	X	X

See footnotes at end of table.

Table 5. Establishments, Employees, and Payroll by Industry and Employment Size of Establishments by County: 2004—Con.

[Excludes most government employees, railroad employees, and self-employed persons. Size class 1 to 4 employees includes establishments having payroll, but no employees, during mid-March pay period. For meaning of abbreviations and symbols, see introductory text. For explanation of terms, see Appendix A. For statement on reliability, see the note at the end of the table and Appendix C]

NAICS code	Geography, kind of business, and employment size class	Establishments (number)	Paid employees for pay period including March 12 (number)	First-quarter payroll (\$1,000)	Annual payroll (\$1,000)
	SUSSEX—Con.				
54	Professional, scientific, and technical services—Con.				
541	Professional, scientific, and technical services—Con.				
5417	Scientific research and development services—Con.				
54171	Research and development in the physical, engineering, and life sciences				
	All establishments	7	e	D	D
	Establishments with 1 to 4 employees	4	X	X	X
	Establishments with 5 to 9 employees	1	X	X	X
	Establishments with 10 to 19 employees	—	X	X	X
	Establishments with 20 to 49 employees	1	X	X	X
	Establishments with 50 to 99 employees	—	X	X	X
	Establishments with 100 to 249 employees	—	X	X	X
	Establishments with 250 to 499 employees	1	X	X	X
	Establishments with 500 to 999 employees	—	X	X	X
	Establishments with 1,000 employees or more	—	X	X	X
541710	Research and development in the physical, engineering, and life sciences				
	All establishments	7	e	D	D
	Establishments with 1 to 4 employees	4	X	X	X
	Establishments with 5 to 9 employees	1	X	X	X
	Establishments with 10 to 19 employees	—	X	X	X
	Establishments with 20 to 49 employees	1	X	X	X
	Establishments with 50 to 99 employees	—	X	X	X
	Establishments with 100 to 249 employees	—	X	X	X
	Establishments with 250 to 499 employees	1	X	X	X
	Establishments with 500 to 999 employees	—	X	X	X
	Establishments with 1,000 employees or more	—	X	X	X
5419	Other professional, scientific, and technical services				
	All establishments	40	228	1 307	6 498
	Establishments with 1 to 4 employees	29	X	X	X
	Establishments with 5 to 9 employees	5	X	X	X
	Establishments with 10 to 19 employees	4	X	X	X
	Establishments with 20 to 49 employees	1	X	X	X
	Establishments with 50 to 99 employees	1	X	X	X
	Establishments with 100 to 249 employees	—	X	X	X
	Establishments with 250 to 499 employees	—	X	X	X
	Establishments with 500 to 999 employees	—	X	X	X
	Establishments with 1,000 employees or more	—	X	X	X
54194	Veterinary services				
	All establishments	15	187	1 100	5 371
	Establishments with 1 to 4 employees	5	X	X	X
	Establishments with 5 to 9 employees	4	X	X	X
	Establishments with 10 to 19 employees	4	X	X	X
	Establishments with 20 to 49 employees	1	X	X	X
	Establishments with 50 to 99 employees	1	X	X	X
	Establishments with 100 to 249 employees	—	X	X	X
	Establishments with 250 to 499 employees	—	X	X	X
	Establishments with 500 to 999 employees	—	X	X	X
	Establishments with 1,000 employees or more	—	X	X	X
541940	Veterinary services				
	All establishments	15	187	1 100	5 371
	Establishments with 1 to 4 employees	5	X	X	X
	Establishments with 5 to 9 employees	4	X	X	X
	Establishments with 10 to 19 employees	4	X	X	X
	Establishments with 20 to 49 employees	1	X	X	X
	Establishments with 50 to 99 employees	1	X	X	X
	Establishments with 100 to 249 employees	—	X	X	X
	Establishments with 250 to 499 employees	—	X	X	X
	Establishments with 500 to 999 employees	—	X	X	X
	Establishments with 1,000 employees or more	—	X	X	X
55	Management of companies and enterprises				
	All establishments	6	b	D	D
	Establishments with 1 to 4 employees	3	X	X	X
	Establishments with 5 to 9 employees	—	X	X	X
	Establishments with 10 to 19 employees	1	X	X	X
	Establishments with 20 to 49 employees	2	X	X	X
	Establishments with 50 to 99 employees	—	X	X	X
	Establishments with 100 to 249 employees	—	X	X	X
	Establishments with 250 to 499 employees	—	X	X	X
	Establishments with 500 to 999 employees	—	X	X	X
	Establishments with 1,000 employees or more	—	X	X	X
56	Administrative and support and waste management and remediation services				
	All establishments	208	1 481	8 688	42 848
	Establishments with 1 to 4 employees	143	X	X	X
	Establishments with 5 to 9 employees	35	X	X	X
	Establishments with 10 to 19 employees	12	X	X	X
	Establishments with 20 to 49 employees	11	X	X	X
	Establishments with 50 to 99 employees	5	X	X	X
	Establishments with 100 to 249 employees	2	X	X	X
	Establishments with 250 to 499 employees	—	X	X	X

See footnotes at end of table.

Table 5. Establishments, Employees, and Payroll by Industry and Employment Size of Establishments by County: 2004—Con.

[Excludes most government employees, railroad employees, and self-employed persons. Size class 1 to 4 employees includes establishments having payroll, but no employees, during mid-March pay period. For meaning of abbreviations and symbols, see introductory text. For explanation of terms, see Appendix A. For statement on reliability, see the note at the end of the table and Appendix C]

NAICS code	Geography, kind of business, and employment size class	Establishments (number)	Paid employees for pay period including March 12 (number)	First-quarter payroll (\$1,000)	Annual payroll (\$1,000)
	SUSSEX—Con.				
56	Administrative and support and waste management and remediation services—Con.				
	All establishments—Con.				
	Establishments with 500 to 999 employees	—	X	X	X
	Establishments with 1,000 employees or more	—	X	X	X
561	Administrative and support services				
	All establishments	191	1 120	5 287	27 801
	Establishments with 1 to 4 employees	136	X	X	X
	Establishments with 5 to 9 employees	32	X	X	X
	Establishments with 10 to 19 employees	9	X	X	X
	Establishments with 20 to 49 employees	9	X	X	X
	Establishments with 50 to 99 employees	4	X	X	X
	Establishments with 100 to 249 employees	1	X	X	X
	Establishments with 250 to 499 employees	—	X	X	X
	Establishments with 500 to 999 employees	—	X	X	X
	Establishments with 1,000 employees or more	—	X	X	X
5613	Employment services				
	All establishments	6	c	D	D
	Establishments with 1 to 4 employees	2	X	X	X
	Establishments with 5 to 9 employees	1	X	X	X
	Establishments with 10 to 19 employees	1	X	X	X
	Establishments with 20 to 49 employees	1	X	X	X
	Establishments with 50 to 99 employees	1	X	X	X
	Establishments with 100 to 249 employees	—	X	X	X
	Establishments with 250 to 499 employees	—	X	X	X
	Establishments with 500 to 999 employees	—	X	X	X
	Establishments with 1,000 employees or more	—	X	X	X
5616	Investigation and security services				
	All establishments	12	178	983	4 047
	Establishments with 1 to 4 employees	8	X	X	X
	Establishments with 5 to 9 employees	1	X	X	X
	Establishments with 10 to 19 employees	1	X	X	X
	Establishments with 20 to 49 employees	1	X	X	X
	Establishments with 50 to 99 employees	—	X	X	X
	Establishments with 100 to 249 employees	1	X	X	X
	Establishments with 250 to 499 employees	—	X	X	X
	Establishments with 500 to 999 employees	—	X	X	X
	Establishments with 1,000 employees or more	—	X	X	X
56161	Investigation, guard, and armored car services				
	All establishments	6	164	899	3 686
	Establishments with 1 to 4 employees	3	X	X	X
	Establishments with 5 to 9 employees	—	X	X	X
	Establishments with 10 to 19 employees	1	X	X	X
	Establishments with 20 to 49 employees	1	X	X	X
	Establishments with 50 to 99 employees	—	X	X	X
	Establishments with 100 to 249 employees	1	X	X	X
	Establishments with 250 to 499 employees	—	X	X	X
	Establishments with 500 to 999 employees	—	X	X	X
	Establishments with 1,000 employees or more	—	X	X	X
561612	Security guards and patrol services				
	All establishments	4	c	D	D
	Establishments with 1 to 4 employees	1	X	X	X
	Establishments with 5 to 9 employees	—	X	X	X
	Establishments with 10 to 19 employees	1	X	X	X
	Establishments with 20 to 49 employees	1	X	X	X
	Establishments with 50 to 99 employees	—	X	X	X
	Establishments with 100 to 249 employees	1	X	X	X
	Establishments with 250 to 499 employees	—	X	X	X
	Establishments with 500 to 999 employees	—	X	X	X
	Establishments with 1,000 employees or more	—	X	X	X
5617	Services to buildings and dwellings				
	All establishments	137	594	2 115	14 428
	Establishments with 1 to 4 employees	104	X	X	X
	Establishments with 5 to 9 employees	19	X	X	X
	Establishments with 10 to 19 employees	6	X	X	X
	Establishments with 20 to 49 employees	6	X	X	X
	Establishments with 50 to 99 employees	2	X	X	X
	Establishments with 100 to 249 employees	—	X	X	X
	Establishments with 250 to 499 employees	—	X	X	X
	Establishments with 500 to 999 employees	—	X	X	X
	Establishments with 1,000 employees or more	—	X	X	X
56172	Janitorial services				
	All establishments	31	279	759	3 937
	Establishments with 1 to 4 employees	22	X	X	X
	Establishments with 5 to 9 employees	3	X	X	X
	Establishments with 10 to 19 employees	2	X	X	X
	Establishments with 20 to 49 employees	2	X	X	X
	Establishments with 50 to 99 employees	2	X	X	X
	Establishments with 100 to 249 employees	—	X	X	X
	Establishments with 250 to 499 employees	—	X	X	X
	Establishments with 500 to 999 employees	—	X	X	X
	Establishments with 1,000 employees or more	—	X	X	X

See footnotes at end of table.

Table 5. Establishments, Employees, and Payroll by Industry and Employment Size of Establishments by County: 2004—Con.

[Excludes most government employees, railroad employees, and self-employed persons. Size class 1 to 4 employees includes establishments having payroll, but no employees, during mid-March pay period. For meaning of abbreviations and symbols, see introductory text. For explanation of terms, see Appendix A. For statement on reliability, see the note at the end of the table and Appendix C]

NAICS code	Geography, kind of business, and employment size class	Establishments (number)	Paid employees for pay period including March 12 (number)	First-quarter payroll (\$1,000)	Annual payroll (\$1,000)
56	SUSSEX—Con.				
	Administrative and support and waste management and remediation services—Con.				
561	Administrative and support services—Con.				
5617	Services to buildings and dwellings—Con.				
56172	Janitorial services—Con.				
561720	Janitorial services				
	All establishments	31	279	759	3 937
	Establishments with 1 to 4 employees	22	X	X	X
	Establishments with 5 to 9 employees	3	X	X	X
	Establishments with 10 to 19 employees	2	X	X	X
	Establishments with 20 to 49 employees	2	X	X	X
	Establishments with 50 to 99 employees	2	X	X	X
	Establishments with 100 to 249 employees	—	X	X	X
	Establishments with 250 to 499 employees	—	X	X	X
	Establishments with 500 to 999 employees	—	X	X	X
	Establishments with 1,000 employees or more	—	X	X	X
56173	Landscaping services				
	All establishments	85	274	1 185	9 346
	Establishments with 1 to 4 employees	65	X	X	X
	Establishments with 5 to 9 employees	13	X	X	X
	Establishments with 10 to 19 employees	3	X	X	X
	Establishments with 20 to 49 employees	4	X	X	X
	Establishments with 50 to 99 employees	—	X	X	X
	Establishments with 100 to 249 employees	—	X	X	X
	Establishments with 250 to 499 employees	—	X	X	X
	Establishments with 500 to 999 employees	—	X	X	X
	Establishments with 1,000 employees or more	—	X	X	X
561730	Landscaping services				
	All establishments	85	274	1 185	9 346
	Establishments with 1 to 4 employees	65	X	X	X
	Establishments with 5 to 9 employees	13	X	X	X
	Establishments with 10 to 19 employees	3	X	X	X
	Establishments with 20 to 49 employees	4	X	X	X
	Establishments with 50 to 99 employees	—	X	X	X
	Establishments with 100 to 249 employees	—	X	X	X
	Establishments with 250 to 499 employees	—	X	X	X
	Establishments with 500 to 999 employees	—	X	X	X
	Establishments with 1,000 employees or more	—	X	X	X
5619	Other support services				
	All establishments	8	120	742	3 042
	Establishments with 1 to 4 employees	4	X	X	X
	Establishments with 5 to 9 employees	1	X	X	X
	Establishments with 10 to 19 employees	1	X	X	X
	Establishments with 20 to 49 employees	1	X	X	X
	Establishments with 50 to 99 employees	1	X	X	X
	Establishments with 100 to 249 employees	—	X	X	X
	Establishments with 250 to 499 employees	—	X	X	X
	Establishments with 500 to 999 employees	—	X	X	X
	Establishments with 1,000 employees or more	—	X	X	X
562	Waste management and remediation services				
	All establishments	17	361	3 401	15 047
	Establishments with 1 to 4 employees	7	X	X	X
	Establishments with 5 to 9 employees	3	X	X	X
	Establishments with 10 to 19 employees	3	X	X	X
	Establishments with 20 to 49 employees	2	X	X	X
	Establishments with 50 to 99 employees	1	X	X	X
	Establishments with 100 to 249 employees	1	X	X	X
	Establishments with 250 to 499 employees	—	X	X	X
	Establishments with 500 to 999 employees	—	X	X	X
	Establishments with 1,000 employees or more	—	X	X	X
5622	Waste treatment and disposal				
	All establishments	4	c	D	D
	Establishments with 1 to 4 employees	2	X	X	X
	Establishments with 5 to 9 employees	1	X	X	X
	Establishments with 10 to 19 employees	—	X	X	X
	Establishments with 20 to 49 employees	—	X	X	X
	Establishments with 50 to 99 employees	—	X	X	X
	Establishments with 100 to 249 employees	1	X	X	X
	Establishments with 250 to 499 employees	—	X	X	X
	Establishments with 500 to 999 employees	—	X	X	X
	Establishments with 1,000 employees or more	—	X	X	X
56221	Waste treatment and disposal				
	All establishments	4	c	D	D
	Establishments with 1 to 4 employees	2	X	X	X
	Establishments with 5 to 9 employees	1	X	X	X
	Establishments with 10 to 19 employees	—	X	X	X
	Establishments with 20 to 49 employees	—	X	X	X
	Establishments with 50 to 99 employees	—	X	X	X
	Establishments with 100 to 249 employees	1	X	X	X
	Establishments with 250 to 499 employees	—	X	X	X
	Establishments with 500 to 999 employees	—	X	X	X
	Establishments with 1,000 employees or more	—	X	X	X

See footnotes at end of table.

Table 5. Establishments, Employees, and Payroll by Industry and Employment Size of Establishments by County: 2004—Con.

[Excludes most government employees, railroad employees, and self-employed persons. Size class 1 to 4 employees includes establishments having payroll, but no employees, during mid-March pay period. For meaning of abbreviations and symbols, see introductory text. For explanation of terms, see Appendix A. For statement on reliability, see the note at the end of the table and Appendix C]

NAICS code	Geography, kind of business, and employment size class	Establishments (number)	Paid employees for pay period including March 12 (number)	First-quarter payroll (\$1,000)	Annual payroll (\$1,000)
	SUSSEX—Con.				
56	Administrative and support and waste management and remediation services—Con.				
562	Waste management and remediation services—Con.				
5622	Waste treatment and disposal—Con.				
56221	Waste treatment and disposal—Con.				
	All establishments—Con.				
	Establishments with 1,000 employees or more	—	X	X	X
562212	Solid waste landfill				
	All establishments	1	c	D	D
	Establishments with 1 to 4 employees	—	X	X	X
	Establishments with 5 to 9 employees	—	X	X	X
	Establishments with 10 to 19 employees	—	X	X	X
	Establishments with 20 to 49 employees	—	X	X	X
	Establishments with 50 to 99 employees	—	X	X	X
	Establishments with 100 to 249 employees	1	X	X	X
	Establishments with 250 to 499 employees	—	X	X	X
	Establishments with 500 to 999 employees	—	X	X	X
	Establishments with 1,000 employees or more	—	X	X	X
5629	Remediation and other waste management services				
	All establishments	9	c	D	D
	Establishments with 1 to 4 employees	4	X	X	X
	Establishments with 5 to 9 employees	—	X	X	X
	Establishments with 10 to 19 employees	3	X	X	X
	Establishments with 20 to 49 employees	2	X	X	X
	Establishments with 50 to 99 employees	—	X	X	X
	Establishments with 100 to 249 employees	—	X	X	X
	Establishments with 250 to 499 employees	—	X	X	X
	Establishments with 500 to 999 employees	—	X	X	X
	Establishments with 1,000 employees or more	—	X	X	X
61	Educational services				
	All establishments	41	658	3 681	15 753
	Establishments with 1 to 4 employees	20	X	X	X
	Establishments with 5 to 9 employees	5	X	X	X
	Establishments with 10 to 19 employees	4	X	X	X
	Establishments with 20 to 49 employees	9	X	X	X
	Establishments with 50 to 99 employees	2	X	X	X
	Establishments with 100 to 249 employees	1	X	X	X
	Establishments with 250 to 499 employees	—	X	X	X
	Establishments with 500 to 999 employees	—	X	X	X
	Establishments with 1,000 employees or more	—	X	X	X
611	Educational services				
	All establishments	41	658	3 681	15 753
	Establishments with 1 to 4 employees	20	X	X	X
	Establishments with 5 to 9 employees	5	X	X	X
	Establishments with 10 to 19 employees	4	X	X	X
	Establishments with 20 to 49 employees	9	X	X	X
	Establishments with 50 to 99 employees	2	X	X	X
	Establishments with 100 to 249 employees	1	X	X	X
	Establishments with 250 to 499 employees	—	X	X	X
	Establishments with 500 to 999 employees	—	X	X	X
	Establishments with 1,000 employees or more	—	X	X	X
6111	Elementary and secondary schools				
	All establishments	11	473	2 844	11 798
	Establishments with 1 to 4 employees	—	X	X	X
	Establishments with 5 to 9 employees	—	X	X	X
	Establishments with 10 to 19 employees	2	X	X	X
	Establishments with 20 to 49 employees	6	X	X	X
	Establishments with 50 to 99 employees	2	X	X	X
	Establishments with 100 to 249 employees	1	X	X	X
	Establishments with 250 to 499 employees	—	X	X	X
	Establishments with 500 to 999 employees	—	X	X	X
	Establishments with 1,000 employees or more	—	X	X	X
61111	Elementary and secondary schools				
	All establishments	11	473	2 844	11 798
	Establishments with 1 to 4 employees	—	X	X	X
	Establishments with 5 to 9 employees	—	X	X	X
	Establishments with 10 to 19 employees	2	X	X	X
	Establishments with 20 to 49 employees	6	X	X	X
	Establishments with 50 to 99 employees	2	X	X	X
	Establishments with 100 to 249 employees	1	X	X	X
	Establishments with 250 to 499 employees	—	X	X	X
	Establishments with 500 to 999 employees	—	X	X	X
	Establishments with 1,000 employees or more	—	X	X	X

See footnotes at end of table.

Table 5. Establishments, Employees, and Payroll by Industry and Employment Size of Establishments by County: 2004—Con.

[Excludes most government employees, railroad employees, and self-employed persons. Size class 1 to 4 employees includes establishments having payroll, but no employees, during mid-March pay period. For meaning of abbreviations and symbols, see introductory text. For explanation of terms, see Appendix A. For statement on reliability, see the note at the end of the table and Appendix C]

NAICS code	Geography, kind of business, and employment size class	Establishments (number)	Paid employees for pay period including March 12 (number)	First-quarter payroll (\$1,000)	Annual payroll (\$1,000)
	SUSSEX—Con.				
61	Educational services—Con.				
611	Educational services—Con.				
6111	Elementary and secondary schools—Con.				
61111	Elementary and secondary schools—Con.				
611110	Elementary and secondary schools				
	All establishments	11	473	2 844	11 798
	Establishments with 1 to 4 employees	—	X	X	X
	Establishments with 5 to 9 employees	—	X	X	X
	Establishments with 10 to 19 employees	2	X	X	X
	Establishments with 20 to 49 employees	6	X	X	X
	Establishments with 50 to 99 employees	2	X	X	X
	Establishments with 100 to 249 employees	1	X	X	X
	Establishments with 250 to 499 employees	—	X	X	X
	Establishments with 500 to 999 employees	—	X	X	X
	Establishments with 1,000 employees or more	—	X	X	X
6116	Other schools and instruction				
	All establishments	22	126	295	1 348
	Establishments with 1 to 4 employees	14	X	X	X
	Establishments with 5 to 9 employees	5	X	X	X
	Establishments with 10 to 19 employees	2	X	X	X
	Establishments with 20 to 49 employees	1	X	X	X
	Establishments with 50 to 99 employees	—	X	X	X
	Establishments with 100 to 249 employees	—	X	X	X
	Establishments with 250 to 499 employees	—	X	X	X
	Establishments with 500 to 999 employees	—	X	X	X
	Establishments with 1,000 employees or more	—	X	X	X
62	Health care and social assistance				
	All establishments	324	5 559	39 365	175 231
	Establishments with 1 to 4 employees	122	X	X	X
	Establishments with 5 to 9 employees	98	X	X	X
	Establishments with 10 to 19 employees	65	X	X	X
	Establishments with 20 to 49 employees	27	X	X	X
	Establishments with 50 to 99 employees	4	X	X	X
	Establishments with 100 to 249 employees	5	X	X	X
	Establishments with 250 to 499 employees	1	X	X	X
	Establishments with 500 to 999 employees	1	X	X	X
	Establishments with 1,000 employees or more	1	X	X	X
621	Ambulatory health care services				
	All establishments	213	2 075	14 771	72 664
	Establishments with 1 to 4 employees	93	X	X	X
	Establishments with 5 to 9 employees	63	X	X	X
	Establishments with 10 to 19 employees	38	X	X	X
	Establishments with 20 to 49 employees	15	X	X	X
	Establishments with 50 to 99 employees	3	X	X	X
	Establishments with 100 to 249 employees	—	X	X	X
	Establishments with 250 to 499 employees	1	X	X	X
	Establishments with 500 to 999 employees	—	X	X	X
	Establishments with 1,000 employees or more	—	X	X	X
6211	Offices of physicians				
	All establishments	82	666	6 609	34 524
	Establishments with 1 to 4 employees	36	X	X	X
	Establishments with 5 to 9 employees	24	X	X	X
	Establishments with 10 to 19 employees	15	X	X	X
	Establishments with 20 to 49 employees	7	X	X	X
	Establishments with 50 to 99 employees	—	X	X	X
	Establishments with 100 to 249 employees	—	X	X	X
	Establishments with 250 to 499 employees	—	X	X	X
	Establishments with 500 to 999 employees	—	X	X	X
	Establishments with 1,000 employees or more	—	X	X	X
62111	Offices of physicians				
	All establishments	82	666	6 609	34 524
	Establishments with 1 to 4 employees	36	X	X	X
	Establishments with 5 to 9 employees	24	X	X	X
	Establishments with 10 to 19 employees	15	X	X	X
	Establishments with 20 to 49 employees	7	X	X	X
	Establishments with 50 to 99 employees	—	X	X	X
	Establishments with 100 to 249 employees	—	X	X	X
	Establishments with 250 to 499 employees	—	X	X	X
	Establishments with 500 to 999 employees	—	X	X	X
	Establishments with 1,000 employees or more	—	X	X	X
621111	Offices of physicians (except mental health specialists)				
	All establishments	78	628	6 338	33 473
	Establishments with 1 to 4 employees	34	X	X	X
	Establishments with 5 to 9 employees	23	X	X	X
	Establishments with 10 to 19 employees	15	X	X	X
	Establishments with 20 to 49 employees	6	X	X	X
	Establishments with 50 to 99 employees	—	X	X	X
	Establishments with 100 to 249 employees	—	X	X	X
	Establishments with 250 to 499 employees	—	X	X	X
	Establishments with 500 to 999 employees	—	X	X	X
	Establishments with 1,000 employees or more	—	X	X	X

See footnotes at end of table.

Table 5. Establishments, Employees, and Payroll by Industry and Employment Size of Establishments by County: 2004—Con.

[Excludes most government employees, railroad employees, and self-employed persons. Size class 1 to 4 employees includes establishments having payroll, but no employees, during mid-March pay period. For meaning of abbreviations and symbols, see introductory text. For explanation of terms, see Appendix A. For statement on reliability, see the note at the end of the table and Appendix C]

NAICS code	Geography, kind of business, and employment size class	Establishments (number)	Paid employees for pay period including March 12 (number)	First-quarter payroll (\$1,000)	Annual payroll (\$1,000)
62	SUSSEX—Con.				
	Health care and social assistance—Con.				
621	Ambulatory health care services—Con.				
6212	Offices of dentists				
	All establishments	59	457	3 478	15 960
	Establishments with 1 to 4 employees	17	X	X	X
	Establishments with 5 to 9 employees	25	X	X	X
	Establishments with 10 to 19 employees	16	X	X	X
	Establishments with 20 to 49 employees	1	X	X	X
	Establishments with 50 to 99 employees	—	X	X	X
	Establishments with 100 to 249 employees	—	X	X	X
	Establishments with 250 to 499 employees	—	X	X	X
	Establishments with 500 to 999 employees	—	X	X	X
	Establishments with 1,000 employees or more	—	X	X	X
62121	Offices of dentists				
	All establishments	59	457	3 478	15 960
	Establishments with 1 to 4 employees	17	X	X	X
	Establishments with 5 to 9 employees	25	X	X	X
	Establishments with 10 to 19 employees	16	X	X	X
	Establishments with 20 to 49 employees	1	X	X	X
	Establishments with 50 to 99 employees	—	X	X	X
	Establishments with 100 to 249 employees	—	X	X	X
	Establishments with 250 to 499 employees	—	X	X	X
	Establishments with 500 to 999 employees	—	X	X	X
	Establishments with 1,000 employees or more	—	X	X	X
621210	Offices of dentists				
	All establishments	59	457	3 478	15 960
	Establishments with 1 to 4 employees	17	X	X	X
	Establishments with 5 to 9 employees	25	X	X	X
	Establishments with 10 to 19 employees	16	X	X	X
	Establishments with 20 to 49 employees	1	X	X	X
	Establishments with 50 to 99 employees	—	X	X	X
	Establishments with 100 to 249 employees	—	X	X	X
	Establishments with 250 to 499 employees	—	X	X	X
	Establishments with 500 to 999 employees	—	X	X	X
	Establishments with 1,000 employees or more	—	X	X	X
6213	Offices of other health practitioners				
	All establishments	49	257	1 284	5 832
	Establishments with 1 to 4 employees	32	X	X	X
	Establishments with 5 to 9 employees	11	X	X	X
	Establishments with 10 to 19 employees	4	X	X	X
	Establishments with 20 to 49 employees	2	X	X	X
	Establishments with 50 to 99 employees	—	X	X	X
	Establishments with 100 to 249 employees	—	X	X	X
	Establishments with 250 to 499 employees	—	X	X	X
	Establishments with 500 to 999 employees	—	X	X	X
	Establishments with 1,000 employees or more	—	X	X	X
62131	Offices of chiropractors				
	All establishments	23	104	461	2 126
	Establishments with 1 to 4 employees	15	X	X	X
	Establishments with 5 to 9 employees	5	X	X	X
	Establishments with 10 to 19 employees	2	X	X	X
	Establishments with 20 to 49 employees	1	X	X	X
	Establishments with 50 to 99 employees	—	X	X	X
	Establishments with 100 to 249 employees	—	X	X	X
	Establishments with 250 to 499 employees	—	X	X	X
	Establishments with 500 to 999 employees	—	X	X	X
	Establishments with 1,000 employees or more	—	X	X	X
621310	Offices of chiropractors				
	All establishments	23	104	461	2 126
	Establishments with 1 to 4 employees	15	X	X	X
	Establishments with 5 to 9 employees	5	X	X	X
	Establishments with 10 to 19 employees	2	X	X	X
	Establishments with 20 to 49 employees	1	X	X	X
	Establishments with 50 to 99 employees	—	X	X	X
	Establishments with 100 to 249 employees	—	X	X	X
	Establishments with 250 to 499 employees	—	X	X	X
	Establishments with 500 to 999 employees	—	X	X	X
	Establishments with 1,000 employees or more	—	X	X	X
6216	Home health care services				
	All establishments	10	580	2 410	10 505
	Establishments with 1 to 4 employees	1	X	X	X
	Establishments with 5 to 9 employees	1	X	X	X
	Establishments with 10 to 19 employees	1	X	X	X
	Establishments with 20 to 49 employees	3	X	X	X
	Establishments with 50 to 99 employees	3	X	X	X
	Establishments with 100 to 249 employees	—	X	X	X
	Establishments with 250 to 499 employees	1	X	X	X
	Establishments with 500 to 999 employees	—	X	X	X
	Establishments with 1,000 employees or more	—	X	X	X

See footnotes at end of table.

Table 5. Establishments, Employees, and Payroll by Industry and Employment Size of Establishments by County: 2004—Con.

[Excludes most government employees, railroad employees, and self-employed persons. Size class 1 to 4 employees includes establishments having payroll, but no employees, during mid-March pay period. For meaning of abbreviations and symbols, see introductory text. For explanation of terms, see Appendix A. For statement on reliability, see the note at the end of the table and Appendix C]

NAICS code	Geography, kind of business, and employment size class	Establishments (number)	Paid employees for pay period including March 12 (number)	First-quarter payroll (\$1,000)	Annual payroll (\$1,000)
SUSSEX—Con.					
62	Health care and social assistance—Con.				
621	Ambulatory health care services—Con.				
6216	Home health care services—Con.				
62161	Home health care services				
	All establishments	10	580	2 410	10 505
	Establishments with 1 to 4 employees	1	X	X	X
	Establishments with 5 to 9 employees	1	X	X	X
	Establishments with 10 to 19 employees	1	X	X	X
	Establishments with 20 to 49 employees	3	X	X	X
	Establishments with 50 to 99 employees	3	X	X	X
	Establishments with 100 to 249 employees	—	X	X	X
	Establishments with 250 to 499 employees	1	X	X	X
	Establishments with 500 to 999 employees	—	X	X	X
	Establishments with 1,000 employees or more	—	X	X	X
621610	Home health care services				
	All establishments	10	580	2 410	10 505
	Establishments with 1 to 4 employees	1	X	X	X
	Establishments with 5 to 9 employees	1	X	X	X
	Establishments with 10 to 19 employees	1	X	X	X
	Establishments with 20 to 49 employees	3	X	X	X
	Establishments with 50 to 99 employees	3	X	X	X
	Establishments with 100 to 249 employees	—	X	X	X
	Establishments with 250 to 499 employees	1	X	X	X
	Establishments with 500 to 999 employees	—	X	X	X
	Establishments with 1,000 employees or more	—	X	X	X
622	Hospitals				
	All establishments	2	g	D	D
	Establishments with 1 to 4 employees	1	X	X	X
	Establishments with 5 to 9 employees	—	X	X	X
	Establishments with 10 to 19 employees	—	X	X	X
	Establishments with 20 to 49 employees	—	X	X	X
	Establishments with 50 to 99 employees	—	X	X	X
	Establishments with 100 to 249 employees	—	X	X	X
	Establishments with 250 to 499 employees	—	X	X	X
	Establishments with 500 to 999 employees	—	X	X	X
	Establishments with 1,000 employees or more	1	X	X	X
6221	General medical and surgical hospitals				
	All establishments	2	g	D	D
	Establishments with 1 to 4 employees	1	X	X	X
	Establishments with 5 to 9 employees	—	X	X	X
	Establishments with 10 to 19 employees	—	X	X	X
	Establishments with 20 to 49 employees	—	X	X	X
	Establishments with 50 to 99 employees	—	X	X	X
	Establishments with 100 to 249 employees	—	X	X	X
	Establishments with 250 to 499 employees	—	X	X	X
	Establishments with 500 to 999 employees	—	X	X	X
	Establishments with 1,000 employees or more	1	X	X	X
62211	General medical and surgical hospitals				
	All establishments	2	g	D	D
	Establishments with 1 to 4 employees	1	X	X	X
	Establishments with 5 to 9 employees	—	X	X	X
	Establishments with 10 to 19 employees	—	X	X	X
	Establishments with 20 to 49 employees	—	X	X	X
	Establishments with 50 to 99 employees	—	X	X	X
	Establishments with 100 to 249 employees	—	X	X	X
	Establishments with 250 to 499 employees	—	X	X	X
	Establishments with 500 to 999 employees	—	X	X	X
	Establishments with 1,000 employees or more	1	X	X	X
622110	General medical and surgical hospitals				
	All establishments	2	g	D	D
	Establishments with 1 to 4 employees	1	X	X	X
	Establishments with 5 to 9 employees	—	X	X	X
	Establishments with 10 to 19 employees	—	X	X	X
	Establishments with 20 to 49 employees	—	X	X	X
	Establishments with 50 to 99 employees	—	X	X	X
	Establishments with 100 to 249 employees	—	X	X	X
	Establishments with 250 to 499 employees	—	X	X	X
	Establishments with 500 to 999 employees	—	X	X	X
	Establishments with 1,000 employees or more	1	X	X	X
623	Nursing and residential care facilities				
	All establishments	40	1 628	11 730	46 766
	Establishments with 1 to 4 employees	4	X	X	X
	Establishments with 5 to 9 employees	21	X	X	X
	Establishments with 10 to 19 employees	8	X	X	X
	Establishments with 20 to 49 employees	—	X	X	X
	Establishments with 50 to 99 employees	1	X	X	X
	Establishments with 100 to 249 employees	5	X	X	X
	Establishments with 250 to 499 employees	—	X	X	X
	Establishments with 500 to 999 employees	1	X	X	X
	Establishments with 1,000 employees or more	—	X	X	X

See footnotes at end of table.

Table 5. Establishments, Employees, and Payroll by Industry and Employment Size of Establishments by County: 2004—Con.

[Excludes most government employees, railroad employees, and self-employed persons. Size class 1 to 4 employees includes establishments having payroll, but no employees, during mid-March pay period. For meaning of abbreviations and symbols, see introductory text. For explanation of terms, see Appendix A. For statement on reliability, see the note at the end of the table and Appendix C]

NAICS code	Geography, kind of business, and employment size class	Establishments (number)	Paid employees for pay period including March 12 (number)	First-quarter payroll (\$1,000)	Annual payroll (\$1,000)
	SUSSEX—Con.				
62	Health care and social assistance—Con.				
623	Nursing and residential care facilities—Con.				
6231	Nursing care facilities				
	All establishments	6	920	7 639	29 837
	Establishments with 1 to 4 employees	1	X	X	X
	Establishments with 5 to 9 employees	1	X	X	X
	Establishments with 10 to 19 employees	—	X	X	X
	Establishments with 20 to 49 employees	—	X	X	X
	Establishments with 50 to 99 employees	1	X	X	X
	Establishments with 100 to 249 employees	2	X	X	X
	Establishments with 250 to 499 employees	—	X	X	X
	Establishments with 500 to 999 employees	1	X	X	X
	Establishments with 1,000 employees or more	—	X	X	X
62311	Nursing care facilities				
	All establishments	6	920	7 639	29 837
	Establishments with 1 to 4 employees	1	X	X	X
	Establishments with 5 to 9 employees	1	X	X	X
	Establishments with 10 to 19 employees	—	X	X	X
	Establishments with 20 to 49 employees	—	X	X	X
	Establishments with 50 to 99 employees	1	X	X	X
	Establishments with 100 to 249 employees	2	X	X	X
	Establishments with 250 to 499 employees	—	X	X	X
	Establishments with 500 to 999 employees	1	X	X	X
	Establishments with 1,000 employees or more	—	X	X	X
623110	Nursing care facilities				
	All establishments	6	920	7 639	29 837
	Establishments with 1 to 4 employees	1	X	X	X
	Establishments with 5 to 9 employees	1	X	X	X
	Establishments with 10 to 19 employees	—	X	X	X
	Establishments with 20 to 49 employees	—	X	X	X
	Establishments with 50 to 99 employees	1	X	X	X
	Establishments with 100 to 249 employees	2	X	X	X
	Establishments with 250 to 499 employees	—	X	X	X
	Establishments with 500 to 999 employees	1	X	X	X
	Establishments with 1,000 employees or more	—	X	X	X
6232	Residential mental retardation, mental health and substance abuse facilities				
	All establishments	25	f	D	D
	Establishments with 1 to 4 employees	—	X	X	X
	Establishments with 5 to 9 employees	18	X	X	X
	Establishments with 10 to 19 employees	5	X	X	X
	Establishments with 20 to 49 employees	—	X	X	X
	Establishments with 50 to 99 employees	—	X	X	X
	Establishments with 100 to 249 employees	2	X	X	X
	Establishments with 250 to 499 employees	—	X	X	X
	Establishments with 500 to 999 employees	—	X	X	X
	Establishments with 1,000 employees or more	—	X	X	X
62321	Residential mental retardation facilities				
	All establishments	24	351	1 604	6 619
	Establishments with 1 to 4 employees	—	X	X	X
	Establishments with 5 to 9 employees	18	X	X	X
	Establishments with 10 to 19 employees	5	X	X	X
	Establishments with 20 to 49 employees	—	X	X	X
	Establishments with 50 to 99 employees	—	X	X	X
	Establishments with 100 to 249 employees	1	X	X	X
	Establishments with 250 to 499 employees	—	X	X	X
	Establishments with 500 to 999 employees	—	X	X	X
	Establishments with 1,000 employees or more	—	X	X	X
623210	Residential mental retardation facilities				
	All establishments	24	351	1 604	6 619
	Establishments with 1 to 4 employees	—	X	X	X
	Establishments with 5 to 9 employees	18	X	X	X
	Establishments with 10 to 19 employees	5	X	X	X
	Establishments with 20 to 49 employees	—	X	X	X
	Establishments with 50 to 99 employees	—	X	X	X
	Establishments with 100 to 249 employees	1	X	X	X
	Establishments with 250 to 499 employees	—	X	X	X
	Establishments with 500 to 999 employees	—	X	X	X
	Establishments with 1,000 employees or more	—	X	X	X
62322	Residential mental health and substance abuse facilities				
	All establishments	1	c	D	D
	Establishments with 1 to 4 employees	—	X	X	X
	Establishments with 5 to 9 employees	—	X	X	X
	Establishments with 10 to 19 employees	—	X	X	X
	Establishments with 20 to 49 employees	—	X	X	X
	Establishments with 50 to 99 employees	—	X	X	X
	Establishments with 100 to 249 employees	1	X	X	X
	Establishments with 250 to 499 employees	—	X	X	X
	Establishments with 500 to 999 employees	—	X	X	X
	Establishments with 1,000 employees or more	—	X	X	X

See footnotes at end of table.

Table 5. Establishments, Employees, and Payroll by Industry and Employment Size of Establishments by County: 2004—Con.

[Excludes most government employees, railroad employees, and self-employed persons. Size class 1 to 4 employees includes establishments having payroll, but no employees, during mid-March pay period. For meaning of abbreviations and symbols, see introductory text. For explanation of terms, see Appendix A. For statement on reliability, see the note at the end of the table and Appendix C]

NAICS code	Geography, kind of business, and employment size class	Establishments (number)	Paid employees for pay period including March 12 (number)	First-quarter payroll (\$1,000)	Annual payroll (\$1,000)
62	SUSSEX—Con.				
	Health care and social assistance—Con.				
623	Nursing and residential care facilities—Con.				
6232	Residential mental retardation, mental health and substance abuse facilities—Con.				
62322	Residential mental health and substance abuse facilities—Con.				
623220	Residential mental health and substance abuse facilities				
	All establishments	1	c	D	D
	Establishments with 1 to 4 employees	—	X	X	X
	Establishments with 5 to 9 employees	—	X	X	X
	Establishments with 10 to 19 employees	—	X	X	X
	Establishments with 20 to 49 employees	—	X	X	X
	Establishments with 50 to 99 employees	—	X	X	X
	Establishments with 100 to 249 employees	1	X	X	X
	Establishments with 250 to 499 employees	—	X	X	X
	Establishments with 500 to 999 employees	—	X	X	X
	Establishments with 1,000 employees or more	—	X	X	X
6233	Community care facilities for the elderly				
	All establishments	6	179	1 178	5 136
	Establishments with 1 to 4 employees	2	X	X	X
	Establishments with 5 to 9 employees	1	X	X	X
	Establishments with 10 to 19 employees	2	X	X	X
	Establishments with 20 to 49 employees	—	X	X	X
	Establishments with 50 to 99 employees	—	X	X	X
	Establishments with 100 to 249 employees	1	X	X	X
	Establishments with 250 to 499 employees	—	X	X	X
	Establishments with 500 to 999 employees	—	X	X	X
	Establishments with 1,000 employees or more	—	X	X	X
62331	Community care facilities for the elderly				
	All establishments	6	179	1 178	5 136
	Establishments with 1 to 4 employees	2	X	X	X
	Establishments with 5 to 9 employees	1	X	X	X
	Establishments with 10 to 19 employees	2	X	X	X
	Establishments with 20 to 49 employees	—	X	X	X
	Establishments with 50 to 99 employees	—	X	X	X
	Establishments with 100 to 249 employees	1	X	X	X
	Establishments with 250 to 499 employees	—	X	X	X
	Establishments with 500 to 999 employees	—	X	X	X
	Establishments with 1,000 employees or more	—	X	X	X
623311	Continuing care retirement communities				
	All establishments	1	c	D	D
	Establishments with 1 to 4 employees	—	X	X	X
	Establishments with 5 to 9 employees	—	X	X	X
	Establishments with 10 to 19 employees	—	X	X	X
	Establishments with 20 to 49 employees	—	X	X	X
	Establishments with 50 to 99 employees	—	X	X	X
	Establishments with 100 to 249 employees	1	X	X	X
	Establishments with 250 to 499 employees	—	X	X	X
	Establishments with 500 to 999 employees	—	X	X	X
	Establishments with 1,000 employees or more	—	X	X	X
624	Social assistance				
	All establishments	69	f	D	D
	Establishments with 1 to 4 employees	24	X	X	X
	Establishments with 5 to 9 employees	14	X	X	X
	Establishments with 10 to 19 employees	19	X	X	X
	Establishments with 20 to 49 employees	12	X	X	X
	Establishments with 50 to 99 employees	—	X	X	X
	Establishments with 100 to 249 employees	—	X	X	X
	Establishments with 250 to 499 employees	—	X	X	X
	Establishments with 500 to 999 employees	—	X	X	X
	Establishments with 1,000 employees or more	—	X	X	X
6241	Individual and family services				
	All establishments	21	c	D	D
	Establishments with 1 to 4 employees	7	X	X	X
	Establishments with 5 to 9 employees	8	X	X	X
	Establishments with 10 to 19 employees	3	X	X	X
	Establishments with 20 to 49 employees	3	X	X	X
	Establishments with 50 to 99 employees	—	X	X	X
	Establishments with 100 to 249 employees	—	X	X	X
	Establishments with 250 to 499 employees	—	X	X	X
	Establishments with 500 to 999 employees	—	X	X	X
	Establishments with 1,000 employees or more	—	X	X	X
62419	Other individual and family services				
	All establishments	13	129	773	3 272
	Establishments with 1 to 4 employees	5	X	X	X
	Establishments with 5 to 9 employees	3	X	X	X
	Establishments with 10 to 19 employees	3	X	X	X
	Establishments with 20 to 49 employees	2	X	X	X
	Establishments with 50 to 99 employees	—	X	X	X
	Establishments with 100 to 249 employees	—	X	X	X
	Establishments with 250 to 499 employees	—	X	X	X
	Establishments with 500 to 999 employees	—	X	X	X
	Establishments with 1,000 employees or more	—	X	X	X

See footnotes at end of table.

Table 5. Establishments, Employees, and Payroll by Industry and Employment Size of Establishments by County: 2004—Con.

[Excludes most government employees, railroad employees, and self-employed persons. Size class 1 to 4 employees includes establishments having payroll, but no employees, during mid-March pay period. For meaning of abbreviations and symbols, see introductory text. For explanation of terms, see Appendix A. For statement on reliability, see the note at the end of the table and Appendix C]

NAICS code	Geography, kind of business, and employment size class	Establishments (number)	Paid employees for pay period including March 12 (number)	First-quarter payroll (\$1,000)	Annual payroll (\$1,000)
	SUSSEX—Con.				
62	Health care and social assistance—Con.				
624	Social assistance—Con.				
6241	Individual and family services—Con.				
62419	Other individual and family services—Con.				
	All establishments—Con.				
	Establishments with 1,000 employees or more	—	X	X	X
624190	Other individual and family services				
	All establishments	13	129	773	3 272
	Establishments with 1 to 4 employees	5	X	X	X
	Establishments with 5 to 9 employees	3	X	X	X
	Establishments with 10 to 19 employees	3	X	X	X
	Establishments with 20 to 49 employees	2	X	X	X
	Establishments with 50 to 99 employees	—	X	X	X
	Establishments with 100 to 249 employees	—	X	X	X
	Establishments with 250 to 499 employees	—	X	X	X
	Establishments with 500 to 999 employees	—	X	X	X
	Establishments with 1,000 employees or more	—	X	X	X
6244	Child day care services				
	All establishments	38	484	1 514	6 658
	Establishments with 1 to 4 employees	13	X	X	X
	Establishments with 5 to 9 employees	4	X	X	X
	Establishments with 10 to 19 employees	12	X	X	X
	Establishments with 20 to 49 employees	9	X	X	X
	Establishments with 50 to 99 employees	—	X	X	X
	Establishments with 100 to 249 employees	—	X	X	X
	Establishments with 250 to 499 employees	—	X	X	X
	Establishments with 500 to 999 employees	—	X	X	X
	Establishments with 1,000 employees or more	—	X	X	X
62441	Child day care services				
	All establishments	38	484	1 514	6 658
	Establishments with 1 to 4 employees	13	X	X	X
	Establishments with 5 to 9 employees	4	X	X	X
	Establishments with 10 to 19 employees	12	X	X	X
	Establishments with 20 to 49 employees	9	X	X	X
	Establishments with 50 to 99 employees	—	X	X	X
	Establishments with 100 to 249 employees	—	X	X	X
	Establishments with 250 to 499 employees	—	X	X	X
	Establishments with 500 to 999 employees	—	X	X	X
	Establishments with 1,000 employees or more	—	X	X	X
624410	Child day care services				
	All establishments	38	484	1 514	6 658
	Establishments with 1 to 4 employees	13	X	X	X
	Establishments with 5 to 9 employees	4	X	X	X
	Establishments with 10 to 19 employees	12	X	X	X
	Establishments with 20 to 49 employees	9	X	X	X
	Establishments with 50 to 99 employees	—	X	X	X
	Establishments with 100 to 249 employees	—	X	X	X
	Establishments with 250 to 499 employees	—	X	X	X
	Establishments with 500 to 999 employees	—	X	X	X
	Establishments with 1,000 employees or more	—	X	X	X
71	Arts, entertainment, and recreation				
	All establishments	86	2 136	6 133	23 962
	Establishments with 1 to 4 employees	45	X	X	X
	Establishments with 5 to 9 employees	19	X	X	X
	Establishments with 10 to 19 employees	11	X	X	X
	Establishments with 20 to 49 employees	7	X	X	X
	Establishments with 50 to 99 employees	2	X	X	X
	Establishments with 100 to 249 employees	1	X	X	X
	Establishments with 250 to 499 employees	—	X	X	X
	Establishments with 500 to 999 employees	—	X	X	X
	Establishments with 1,000 employees or more	1	X	X	X
713	Amusement, gambling, and recreation industries				
	All establishments	62	2 033	5 610	20 585
	Establishments with 1 to 4 employees	32	X	X	X
	Establishments with 5 to 9 employees	11	X	X	X
	Establishments with 10 to 19 employees	8	X	X	X
	Establishments with 20 to 49 employees	7	X	X	X
	Establishments with 50 to 99 employees	2	X	X	X
	Establishments with 100 to 249 employees	1	X	X	X
	Establishments with 250 to 499 employees	—	X	X	X
	Establishments with 500 to 999 employees	—	X	X	X
	Establishments with 1,000 employees or more	1	X	X	X
7139	Other amusement and recreation services				

See footnotes at end of table.

Table 5. Establishments, Employees, and Payroll by Industry and Employment Size of Establishments by County: 2004—Con.

[Excludes most government employees, railroad employees, and self-employed persons. Size class 1 to 4 employees includes establishments having payroll, but no employees, during mid-March pay period. For meaning of abbreviations and symbols, see introductory text. For explanation of terms, see Appendix A. For statement on reliability, see the note at the end of the table and Appendix C]

NAICS code	Geography, kind of business, and employment size class	Establishments (number)	Paid employees for pay period including March 12 (number)	First-quarter payroll (\$1,000)	Annual payroll (\$1,000)
	SUSSEX—Con.				
71	Arts, entertainment, and recreation—Con.				
713	Amusement, gambling, and recreation industries—Con.				
7139	Other amusement and recreation services—Con.				
	All establishments	59	2 021	5 507	18 600
	Establishments with 1 to 4 employees	31	X	X	X
	Establishments with 5 to 9 employees	9	X	X	X
	Establishments with 10 to 19 employees	8	X	X	X
	Establishments with 20 to 49 employees	7	X	X	X
	Establishments with 50 to 99 employees	2	X	X	X
	Establishments with 100 to 249 employees	1	X	X	X
	Establishments with 250 to 499 employees	—	X	X	X
	Establishments with 500 to 999 employees	—	X	X	X
	Establishments with 1,000 employees or more	1	X	X	X
71391	Golf courses and country clubs				
	All establishments	15	129	678	5 016
	Establishments with 1 to 4 employees	7	X	X	X
	Establishments with 5 to 9 employees	3	X	X	X
	Establishments with 10 to 19 employees	3	X	X	X
	Establishments with 20 to 49 employees	2	X	X	X
	Establishments with 50 to 99 employees	—	X	X	X
	Establishments with 100 to 249 employees	—	X	X	X
	Establishments with 250 to 499 employees	—	X	X	X
	Establishments with 500 to 999 employees	—	X	X	X
	Establishments with 1,000 employees or more	—	X	X	X
713910	Golf courses and country clubs				
	All establishments	15	129	678	5 016
	Establishments with 1 to 4 employees	7	X	X	X
	Establishments with 5 to 9 employees	3	X	X	X
	Establishments with 10 to 19 employees	3	X	X	X
	Establishments with 20 to 49 employees	2	X	X	X
	Establishments with 50 to 99 employees	—	X	X	X
	Establishments with 100 to 249 employees	—	X	X	X
	Establishments with 250 to 499 employees	—	X	X	X
	Establishments with 500 to 999 employees	—	X	X	X
	Establishments with 1,000 employees or more	—	X	X	X
71392	Skiing facilities				
	All establishments	2	g	D	D
	Establishments with 1 to 4 employees	—	X	X	X
	Establishments with 5 to 9 employees	—	X	X	X
	Establishments with 10 to 19 employees	—	X	X	X
	Establishments with 20 to 49 employees	—	X	X	X
	Establishments with 50 to 99 employees	1	X	X	X
	Establishments with 100 to 249 employees	—	X	X	X
	Establishments with 250 to 499 employees	—	X	X	X
	Establishments with 500 to 999 employees	—	X	X	X
	Establishments with 1,000 employees or more	1	X	X	X
713920	Skiing facilities				
	All establishments	2	g	D	D
	Establishments with 1 to 4 employees	—	X	X	X
	Establishments with 5 to 9 employees	—	X	X	X
	Establishments with 10 to 19 employees	—	X	X	X
	Establishments with 20 to 49 employees	—	X	X	X
	Establishments with 50 to 99 employees	1	X	X	X
	Establishments with 100 to 249 employees	—	X	X	X
	Establishments with 250 to 499 employees	—	X	X	X
	Establishments with 500 to 999 employees	—	X	X	X
	Establishments with 1,000 employees or more	1	X	X	X
71394	Fitness and recreational sports centers				
	All establishments	31	432	1 009	4 144
	Establishments with 1 to 4 employees	17	X	X	X
	Establishments with 5 to 9 employees	4	X	X	X
	Establishments with 10 to 19 employees	5	X	X	X
	Establishments with 20 to 49 employees	3	X	X	X
	Establishments with 50 to 99 employees	1	X	X	X
	Establishments with 100 to 249 employees	1	X	X	X
	Establishments with 250 to 499 employees	—	X	X	X
	Establishments with 500 to 999 employees	—	X	X	X
	Establishments with 1,000 employees or more	—	X	X	X
713940	Fitness and recreational sports centers				
	All establishments	31	432	1 009	4 144
	Establishments with 1 to 4 employees	17	X	X	X
	Establishments with 5 to 9 employees	4	X	X	X
	Establishments with 10 to 19 employees	5	X	X	X
	Establishments with 20 to 49 employees	3	X	X	X
	Establishments with 50 to 99 employees	1	X	X	X
	Establishments with 100 to 249 employees	1	X	X	X
	Establishments with 250 to 499 employees	—	X	X	X
	Establishments with 500 to 999 employees	—	X	X	X
	Establishments with 1,000 employees or more	—	X	X	X

See footnotes at end of table.

Table 5. Establishments, Employees, and Payroll by Industry and Employment Size of Establishments by County: 2004—Con.

[Excludes most government employees, railroad employees, and self-employed persons. Size class 1 to 4 employees includes establishments having payroll, but no employees, during mid-March pay period. For meaning of abbreviations and symbols, see introductory text. For explanation of terms, see Appendix A. For statement on reliability, see the note at the end of the table and Appendix C]

NAICS code	Geography, kind of business, and employment size class	Establishments (number)	Paid employees for pay period including March 12 (number)	First-quarter payroll (\$1,000)	Annual payroll (\$1,000)
	SUSSEX—Con.				
72	Accommodation and food services				
	All establishments	277	3 679	10 158	45 874
	Establishments with 1 to 4 employees	133	X	X	X
	Establishments with 5 to 9 employees	72	X	X	X
	Establishments with 10 to 19 employees	35	X	X	X
	Establishments with 20 to 49 employees	30	X	X	X
	Establishments with 50 to 99 employees	5	X	X	X
	Establishments with 100 to 249 employees	1	X	X	X
	Establishments with 250 to 499 employees	—	X	X	X
	Establishments with 500 to 999 employees	—	X	X	X
	Establishments with 1,000 employees or more	1	X	X	X
721	Accommodation				
	All establishments	28	316	1 301	6 517
	Establishments with 1 to 4 employees	18	X	X	X
	Establishments with 5 to 9 employees	5	X	X	X
	Establishments with 10 to 19 employees	2	X	X	X
	Establishments with 20 to 49 employees	2	X	X	X
	Establishments with 50 to 99 employees	—	X	X	X
	Establishments with 100 to 249 employees	1	X	X	X
	Establishments with 250 to 499 employees	—	X	X	X
	Establishments with 500 to 999 employees	—	X	X	X
	Establishments with 1,000 employees or more	—	X	X	X
7211	Traveler accommodation				
	All establishments	15	c	D	D
	Establishments with 1 to 4 employees	11	X	X	X
	Establishments with 5 to 9 employees	1	X	X	X
	Establishments with 10 to 19 employees	1	X	X	X
	Establishments with 20 to 49 employees	1	X	X	X
	Establishments with 50 to 99 employees	—	X	X	X
	Establishments with 100 to 249 employees	1	X	X	X
	Establishments with 250 to 499 employees	—	X	X	X
	Establishments with 500 to 999 employees	—	X	X	X
	Establishments with 1,000 employees or more	—	X	X	X
72111	Hotels (except casino hotels) and motels				
	All establishments	12	230	894	3 893
	Establishments with 1 to 4 employees	8	X	X	X
	Establishments with 5 to 9 employees	1	X	X	X
	Establishments with 10 to 19 employees	1	X	X	X
	Establishments with 20 to 49 employees	1	X	X	X
	Establishments with 50 to 99 employees	—	X	X	X
	Establishments with 100 to 249 employees	1	X	X	X
	Establishments with 250 to 499 employees	—	X	X	X
	Establishments with 500 to 999 employees	—	X	X	X
	Establishments with 1,000 employees or more	—	X	X	X
721110	Hotels (except casino hotels) and motels				
	All establishments	12	230	894	3 893
	Establishments with 1 to 4 employees	8	X	X	X
	Establishments with 5 to 9 employees	1	X	X	X
	Establishments with 10 to 19 employees	1	X	X	X
	Establishments with 20 to 49 employees	1	X	X	X
	Establishments with 50 to 99 employees	—	X	X	X
	Establishments with 100 to 249 employees	1	X	X	X
	Establishments with 250 to 499 employees	—	X	X	X
	Establishments with 500 to 999 employees	—	X	X	X
	Establishments with 1,000 employees or more	—	X	X	X
722	Food services and drinking places				
	All establishments	249	3 363	8 857	39 357
	Establishments with 1 to 4 employees	115	X	X	X
	Establishments with 5 to 9 employees	67	X	X	X
	Establishments with 10 to 19 employees	33	X	X	X
	Establishments with 20 to 49 employees	28	X	X	X
	Establishments with 50 to 99 employees	5	X	X	X
	Establishments with 100 to 249 employees	—	X	X	X
	Establishments with 250 to 499 employees	—	X	X	X
	Establishments with 500 to 999 employees	—	X	X	X
	Establishments with 1,000 employees or more	1	X	X	X
7221	Full-service restaurants				
	All establishments	100	1 031	2 904	14 553
	Establishments with 1 to 4 employees	37	X	X	X
	Establishments with 5 to 9 employees	32	X	X	X
	Establishments with 10 to 19 employees	18	X	X	X
	Establishments with 20 to 49 employees	11	X	X	X
	Establishments with 50 to 99 employees	2	X	X	X
	Establishments with 100 to 249 employees	—	X	X	X
	Establishments with 250 to 499 employees	—	X	X	X
	Establishments with 500 to 999 employees	—	X	X	X
	Establishments with 1,000 employees or more	—	X	X	X

See footnotes at end of table.

Table 5. Establishments, Employees, and Payroll by Industry and Employment Size of Establishments by County: 2004—Con.

[Excludes most government employees, railroad employees, and self-employed persons. Size class 1 to 4 employees includes establishments having payroll, but no employees, during mid-March pay period. For meaning of abbreviations and symbols, see introductory text. For explanation of terms, see Appendix A. For statement on reliability, see the note at the end of the table and Appendix C]

NAICS code	Geography, kind of business, and employment size class	Establishments (number)	Paid employees for pay period including March 12 (number)	First-quarter payroll (\$1,000)	Annual payroll (\$1,000)
72	SUSSEX—Con.				
	Accommodation and food services—Con.				
722	Food services and drinking places—Con.				
7221	Full-service restaurants—Con.				
72211	Full-service restaurants				
	All establishments	100	1 031	2 904	14 553
	Establishments with 1 to 4 employees	37	X	X	X
	Establishments with 5 to 9 employees	32	X	X	X
	Establishments with 10 to 19 employees	18	X	X	X
	Establishments with 20 to 49 employees	11	X	X	X
	Establishments with 50 to 99 employees	2	X	X	X
	Establishments with 100 to 249 employees	—	X	X	X
	Establishments with 250 to 499 employees	—	X	X	X
	Establishments with 500 to 999 employees	—	X	X	X
	Establishments with 1,000 employees or more	—	X	X	X
722110	Full-service restaurants				
	All establishments	100	1 031	2 904	14 553
	Establishments with 1 to 4 employees	37	X	X	X
	Establishments with 5 to 9 employees	32	X	X	X
	Establishments with 10 to 19 employees	18	X	X	X
	Establishments with 20 to 49 employees	11	X	X	X
	Establishments with 50 to 99 employees	2	X	X	X
	Establishments with 100 to 249 employees	—	X	X	X
	Establishments with 250 to 499 employees	—	X	X	X
	Establishments with 500 to 999 employees	—	X	X	X
	Establishments with 1,000 employees or more	—	X	X	X
7222	Limited-service eating places				
	All establishments	102	871	2 282	9 912
	Establishments with 1 to 4 employees	55	X	X	X
	Establishments with 5 to 9 employees	21	X	X	X
	Establishments with 10 to 19 employees	11	X	X	X
	Establishments with 20 to 49 employees	14	X	X	X
	Establishments with 50 to 99 employees	1	X	X	X
	Establishments with 100 to 249 employees	—	X	X	X
	Establishments with 250 to 499 employees	—	X	X	X
	Establishments with 500 to 999 employees	—	X	X	X
	Establishments with 1,000 employees or more	—	X	X	X
72221	Limited-service eating places				
	All establishments	102	871	2 282	9 912
	Establishments with 1 to 4 employees	55	X	X	X
	Establishments with 5 to 9 employees	21	X	X	X
	Establishments with 10 to 19 employees	11	X	X	X
	Establishments with 20 to 49 employees	14	X	X	X
	Establishments with 50 to 99 employees	1	X	X	X
	Establishments with 100 to 249 employees	—	X	X	X
	Establishments with 250 to 499 employees	—	X	X	X
	Establishments with 500 to 999 employees	—	X	X	X
	Establishments with 1,000 employees or more	—	X	X	X
722211	Limited-service restaurants				
	All establishments	66	657	1 665	7 062
	Establishments with 1 to 4 employees	36	X	X	X
	Establishments with 5 to 9 employees	13	X	X	X
	Establishments with 10 to 19 employees	3	X	X	X
	Establishments with 20 to 49 employees	13	X	X	X
	Establishments with 50 to 99 employees	1	X	X	X
	Establishments with 100 to 249 employees	—	X	X	X
	Establishments with 250 to 499 employees	—	X	X	X
	Establishments with 500 to 999 employees	—	X	X	X
	Establishments with 1,000 employees or more	—	X	X	X
722213	Snack and nonalcoholic beverage bars				
	All establishments	34	c	D	D
	Establishments with 1 to 4 employees	17	X	X	X
	Establishments with 5 to 9 employees	8	X	X	X
	Establishments with 10 to 19 employees	8	X	X	X
	Establishments with 20 to 49 employees	1	X	X	X
	Establishments with 50 to 99 employees	—	X	X	X
	Establishments with 100 to 249 employees	—	X	X	X
	Establishments with 250 to 499 employees	—	X	X	X
	Establishments with 500 to 999 employees	—	X	X	X
	Establishments with 1,000 employees or more	—	X	X	X
7223	Special food services				
	All establishments	22	1 312	3 326	13 543
	Establishments with 1 to 4 employees	11	X	X	X
	Establishments with 5 to 9 employees	4	X	X	X
	Establishments with 10 to 19 employees	2	X	X	X
	Establishments with 20 to 49 employees	2	X	X	X
	Establishments with 50 to 99 employees	2	X	X	X
	Establishments with 100 to 249 employees	—	X	X	X
	Establishments with 250 to 499 employees	—	X	X	X
	Establishments with 500 to 999 employees	—	X	X	X
	Establishments with 1,000 employees or more	1	X	X	X

See footnotes at end of table.

Table 5. Establishments, Employees, and Payroll by Industry and Employment Size of Establishments by County: 2004—Con.

[Excludes most government employees, railroad employees, and self-employed persons. Size class 1 to 4 employees includes establishments having payroll, but no employees, during mid-March pay period. For meaning of abbreviations and symbols, see introductory text. For explanation of terms, see Appendix A. For statement on reliability, see the note at the end of the table and Appendix C]

NAICS code	Geography, kind of business, and employment size class	Establishments (number)	Paid employees for pay period including March 12 (number)	First-quarter payroll (\$1,000)	Annual payroll (\$1,000)
	SUSSEX—Con.				
72	Accommodation and food services—Con.				
722	Food services and drinking places—Con.				
7223	Special food services—Con.				
72231	Food service contractors				
	All establishments	15	1 230	3 087	11 975
	Establishments with 1 to 4 employees	7	X	X	X
	Establishments with 5 to 9 employees	2	X	X	X
	Establishments with 10 to 19 employees	2	X	X	X
	Establishments with 20 to 49 employees	2	X	X	X
	Establishments with 50 to 99 employees	1	X	X	X
	Establishments with 100 to 249 employees	—	X	X	X
	Establishments with 250 to 499 employees	—	X	X	X
	Establishments with 500 to 999 employees	—	X	X	X
	Establishments with 1,000 employees or more	1	X	X	X
722310	Food service contractors				
	All establishments	15	1 230	3 087	11 975
	Establishments with 1 to 4 employees	7	X	X	X
	Establishments with 5 to 9 employees	2	X	X	X
	Establishments with 10 to 19 employees	2	X	X	X
	Establishments with 20 to 49 employees	2	X	X	X
	Establishments with 50 to 99 employees	1	X	X	X
	Establishments with 100 to 249 employees	—	X	X	X
	Establishments with 250 to 499 employees	—	X	X	X
	Establishments with 500 to 999 employees	—	X	X	X
	Establishments with 1,000 employees or more	1	X	X	X
7224	Drinking places (alcoholic beverages)				
	All establishments	25	149	345	1 349
	Establishments with 1 to 4 employees	12	X	X	X
	Establishments with 5 to 9 employees	10	X	X	X
	Establishments with 10 to 19 employees	2	X	X	X
	Establishments with 20 to 49 employees	1	X	X	X
	Establishments with 50 to 99 employees	—	X	X	X
	Establishments with 100 to 249 employees	—	X	X	X
	Establishments with 250 to 499 employees	—	X	X	X
	Establishments with 500 to 999 employees	—	X	X	X
	Establishments with 1,000 employees or more	—	X	X	X
72241	Drinking places (alcoholic beverages)				
	All establishments	25	149	345	1 349
	Establishments with 1 to 4 employees	12	X	X	X
	Establishments with 5 to 9 employees	10	X	X	X
	Establishments with 10 to 19 employees	2	X	X	X
	Establishments with 20 to 49 employees	1	X	X	X
	Establishments with 50 to 99 employees	—	X	X	X
	Establishments with 100 to 249 employees	—	X	X	X
	Establishments with 250 to 499 employees	—	X	X	X
	Establishments with 500 to 999 employees	—	X	X	X
	Establishments with 1,000 employees or more	—	X	X	X
722410	Drinking places (alcoholic beverages)				
	All establishments	25	149	345	1 349
	Establishments with 1 to 4 employees	12	X	X	X
	Establishments with 5 to 9 employees	10	X	X	X
	Establishments with 10 to 19 employees	2	X	X	X
	Establishments with 20 to 49 employees	1	X	X	X
	Establishments with 50 to 99 employees	—	X	X	X
	Establishments with 100 to 249 employees	—	X	X	X
	Establishments with 250 to 499 employees	—	X	X	X
	Establishments with 500 to 999 employees	—	X	X	X
	Establishments with 1,000 employees or more	—	X	X	X
81	Other services (except public administration)				
	All establishments	405	1 686	7 945	34 805
	Establishments with 1 to 4 employees	293	X	X	X
	Establishments with 5 to 9 employees	61	X	X	X
	Establishments with 10 to 19 employees	43	X	X	X
	Establishments with 20 to 49 employees	8	X	X	X
	Establishments with 50 to 99 employees	—	X	X	X
	Establishments with 100 to 249 employees	—	X	X	X
	Establishments with 250 to 499 employees	—	X	X	X
	Establishments with 500 to 999 employees	—	X	X	X
	Establishments with 1,000 employees or more	—	X	X	X
811	Repair and maintenance				
	All establishments	136	491	3 238	13 709
	Establishments with 1 to 4 employees	103	X	X	X
	Establishments with 5 to 9 employees	20	X	X	X
	Establishments with 10 to 19 employees	12	X	X	X
	Establishments with 20 to 49 employees	1	X	X	X
	Establishments with 50 to 99 employees	—	X	X	X
	Establishments with 100 to 249 employees	—	X	X	X
	Establishments with 250 to 499 employees	—	X	X	X
	Establishments with 500 to 999 employees	—	X	X	X
	Establishments with 1,000 employees or more	—	X	X	X

See footnotes at end of table.

Table 5. Establishments, Employees, and Payroll by Industry and Employment Size of Establishments by County: 2004—Con.

[Excludes most government employees, railroad employees, and self-employed persons. Size class 1 to 4 employees includes establishments having payroll, but no employees, during mid-March pay period. For meaning of abbreviations and symbols, see introductory text. For explanation of terms, see Appendix A. For statement on reliability, see the note at the end of the table and Appendix C]

NAICS code	Geography, kind of business, and employment size class	Establishments (number)	Paid employees for pay period including March 12 (number)	First-quarter payroll (\$1,000)	Annual payroll (\$1,000)
81	SUSSEX—Con.				
	Other services (except public administration)—Con.				
811	Repair and maintenance—Con.				
8111	Automotive repair and maintenance				
	All establishments	96	384	2 544	10 775
	Establishments with 1 to 4 employees	70	X	X	X
	Establishments with 5 to 9 employees	15	X	X	X
	Establishments with 10 to 19 employees	10	X	X	X
	Establishments with 20 to 49 employees	1	X	X	X
	Establishments with 50 to 99 employees	—	X	X	X
	Establishments with 100 to 249 employees	—	X	X	X
	Establishments with 250 to 499 employees	—	X	X	X
	Establishments with 500 to 999 employees	—	X	X	X
	Establishments with 1,000 employees or more	—	X	X	X
81111	Automotive mechanical and electrical repair and maintenance				
	All establishments	55	184	1 181	5 134
	Establishments with 1 to 4 employees	42	X	X	X
	Establishments with 5 to 9 employees	10	X	X	X
	Establishments with 10 to 19 employees	3	X	X	X
	Establishments with 20 to 49 employees	—	X	X	X
	Establishments with 50 to 99 employees	—	X	X	X
	Establishments with 100 to 249 employees	—	X	X	X
	Establishments with 250 to 499 employees	—	X	X	X
	Establishments with 500 to 999 employees	—	X	X	X
	Establishments with 1,000 employees or more	—	X	X	X
811111	General automotive repair				
	All establishments	48	161	1 014	4 439
	Establishments with 1 to 4 employees	37	X	X	X
	Establishments with 5 to 9 employees	8	X	X	X
	Establishments with 10 to 19 employees	3	X	X	X
	Establishments with 20 to 49 employees	—	X	X	X
	Establishments with 50 to 99 employees	—	X	X	X
	Establishments with 100 to 249 employees	—	X	X	X
	Establishments with 250 to 499 employees	—	X	X	X
	Establishments with 500 to 999 employees	—	X	X	X
	Establishments with 1,000 employees or more	—	X	X	X
81112	Automotive body, paint, interior, and glass repair				
	All establishments	30	144	1 169	4 888
	Establishments with 1 to 4 employees	21	X	X	X
	Establishments with 5 to 9 employees	5	X	X	X
	Establishments with 10 to 19 employees	3	X	X	X
	Establishments with 20 to 49 employees	1	X	X	X
	Establishments with 50 to 99 employees	—	X	X	X
	Establishments with 100 to 249 employees	—	X	X	X
	Establishments with 250 to 499 employees	—	X	X	X
	Establishments with 500 to 999 employees	—	X	X	X
	Establishments with 1,000 employees or more	—	X	X	X
811121	Automotive body, paint, and interior repair and maintenance				
	All establishments	27	140	1 097	4 604
	Establishments with 1 to 4 employees	18	X	X	X
	Establishments with 5 to 9 employees	5	X	X	X
	Establishments with 10 to 19 employees	3	X	X	X
	Establishments with 20 to 49 employees	1	X	X	X
	Establishments with 50 to 99 employees	—	X	X	X
	Establishments with 100 to 249 employees	—	X	X	X
	Establishments with 250 to 499 employees	—	X	X	X
	Establishments with 500 to 999 employees	—	X	X	X
	Establishments with 1,000 employees or more	—	X	X	X
812	Personal and laundry services				
	All establishments	138	572	2 092	9 510
	Establishments with 1 to 4 employees	99	X	X	X
	Establishments with 5 to 9 employees	20	X	X	X
	Establishments with 10 to 19 employees	17	X	X	X
	Establishments with 20 to 49 employees	2	X	X	X
	Establishments with 50 to 99 employees	—	X	X	X
	Establishments with 100 to 249 employees	—	X	X	X
	Establishments with 250 to 499 employees	—	X	X	X
	Establishments with 500 to 999 employees	—	X	X	X
	Establishments with 1,000 employees or more	—	X	X	X
8121	Personal care services				
	All establishments	81	354	1 150	5 124
	Establishments with 1 to 4 employees	56	X	X	X
	Establishments with 5 to 9 employees	12	X	X	X
	Establishments with 10 to 19 employees	12	X	X	X
	Establishments with 20 to 49 employees	1	X	X	X
	Establishments with 50 to 99 employees	—	X	X	X
	Establishments with 100 to 249 employees	—	X	X	X
	Establishments with 250 to 499 employees	—	X	X	X
	Establishments with 500 to 999 employees	—	X	X	X
	Establishments with 1,000 employees or more	—	X	X	X

See footnotes at end of table.

Table 5. Establishments, Employees, and Payroll by Industry and Employment Size of Establishments by County: 2004—Con.

[Excludes most government employees, railroad employees, and self-employed persons. Size class 1 to 4 employees includes establishments having payroll, but no employees, during mid-March pay period. For meaning of abbreviations and symbols, see introductory text. For explanation of terms, see Appendix A. For statement on reliability, see the note at the end of the table and Appendix C]

NAICS code	Geography, kind of business, and employment size class	Establishments (number)	Paid employees for pay period including March 12 (number)	First-quarter payroll (\$1,000)	Annual payroll (\$1,000)
	SUSSEX—Con.				
81	Other services (except public administration)—Con.				
812	Personal and laundry services—Con.				
8121	Personal care services—Con.				
81211	Hair, nail, and skin care services				
	All establishments	78	348	1 141	5 095
	Establishments with 1 to 4 employees	53	X	X	X
	Establishments with 5 to 9 employees	12	X	X	X
	Establishments with 10 to 19 employees	12	X	X	X
	Establishments with 20 to 49 employees	1	X	X	X
	Establishments with 50 to 99 employees	—	X	X	X
	Establishments with 100 to 249 employees	—	X	X	X
	Establishments with 250 to 499 employees	—	X	X	X
	Establishments with 500 to 999 employees	—	X	X	X
	Establishments with 1,000 employees or more	—	X	X	X
812112	Beauty salons				
	All establishments	64	320	1 062	4 713
	Establishments with 1 to 4 employees	41	X	X	X
	Establishments with 5 to 9 employees	10	X	X	X
	Establishments with 10 to 19 employees	12	X	X	X
	Establishments with 20 to 49 employees	1	X	X	X
	Establishments with 50 to 99 employees	—	X	X	X
	Establishments with 100 to 249 employees	—	X	X	X
	Establishments with 250 to 499 employees	—	X	X	X
	Establishments with 500 to 999 employees	—	X	X	X
	Establishments with 1,000 employees or more	—	X	X	X
813	Religious, grantmaking, civic, professional, and similar organizations				
	All establishments	131	623	2 615	11 586
	Establishments with 1 to 4 employees	91	X	X	X
	Establishments with 5 to 9 employees	21	X	X	X
	Establishments with 10 to 19 employees	14	X	X	X
	Establishments with 20 to 49 employees	5	X	X	X
	Establishments with 50 to 99 employees	—	X	X	X
	Establishments with 100 to 249 employees	—	X	X	X
	Establishments with 250 to 499 employees	—	X	X	X
	Establishments with 500 to 999 employees	—	X	X	X
	Establishments with 1,000 employees or more	—	X	X	X
8131	Religious organizations				
	All establishments	71	414	1 647	6 640
	Establishments with 1 to 4 employees	43	X	X	X
	Establishments with 5 to 9 employees	16	X	X	X
	Establishments with 10 to 19 employees	8	X	X	X
	Establishments with 20 to 49 employees	4	X	X	X
	Establishments with 50 to 99 employees	—	X	X	X
	Establishments with 100 to 249 employees	—	X	X	X
	Establishments with 250 to 499 employees	—	X	X	X
	Establishments with 500 to 999 employees	—	X	X	X
	Establishments with 1,000 employees or more	—	X	X	X
81311	Religious organizations				
	All establishments	71	414	1 647	6 640
	Establishments with 1 to 4 employees	43	X	X	X
	Establishments with 5 to 9 employees	16	X	X	X
	Establishments with 10 to 19 employees	8	X	X	X
	Establishments with 20 to 49 employees	4	X	X	X
	Establishments with 50 to 99 employees	—	X	X	X
	Establishments with 100 to 249 employees	—	X	X	X
	Establishments with 250 to 499 employees	—	X	X	X
	Establishments with 500 to 999 employees	—	X	X	X
	Establishments with 1,000 employees or more	—	X	X	X
813110	Religious organizations				
	All establishments	71	414	1 647	6 640
	Establishments with 1 to 4 employees	43	X	X	X
	Establishments with 5 to 9 employees	16	X	X	X
	Establishments with 10 to 19 employees	8	X	X	X
	Establishments with 20 to 49 employees	4	X	X	X
	Establishments with 50 to 99 employees	—	X	X	X
	Establishments with 100 to 249 employees	—	X	X	X
	Establishments with 250 to 499 employees	—	X	X	X
	Establishments with 500 to 999 employees	—	X	X	X
	Establishments with 1,000 employees or more	—	X	X	X
8139	Business, professional, labor, political, and similar organizations				
	All establishments	44	162	774	3 849
	Establishments with 1 to 4 employees	35	X	X	X
	Establishments with 5 to 9 employees	4	X	X	X
	Establishments with 10 to 19 employees	4	X	X	X
	Establishments with 20 to 49 employees	1	X	X	X
	Establishments with 50 to 99 employees	—	X	X	X
	Establishments with 100 to 249 employees	—	X	X	X
	Establishments with 250 to 499 employees	—	X	X	X
	Establishments with 500 to 999 employees	—	X	X	X
	Establishments with 1,000 employees or more	—	X	X	X

See footnotes at end of table.

Table 5. Establishments, Employees, and Payroll by Industry and Employment Size of Establishments by County: 2004—Con.

[Excludes most government employees, railroad employees, and self-employed persons. Size class 1 to 4 employees includes establishments having payroll, but no employees, during mid-March pay period. For meaning of abbreviations and symbols, see introductory text. For explanation of terms, see Appendix A. For statement on reliability, see the note at the end of the table and Appendix C]

NAICS code	Geography, kind of business, and employment size class	Establishments (number)	Paid employees for pay period including March 12 (number)	First-quarter payroll (\$1,000)	Annual payroll (\$1,000)	
99	SUSSEX—Con.					
	Industries not classified					
	All establishments	36	b	D	D	
	Establishments with 1 to 4 employees	32	X	X	X	
	Establishments with 5 to 9 employees	4	X	X	X	
	Establishments with 10 to 19 employees	—	X	X	X	
	Establishments with 20 to 49 employees	—	X	X	X	
	Establishments with 50 to 99 employees	—	X	X	X	
	Establishments with 100 to 249 employees	—	X	X	X	
	Establishments with 250 to 499 employees	—	X	X	X	
	Establishments with 500 to 999 employees	—	X	X	X	
	Establishments with 1,000 employees or more	—	X	X	X	
	UNION					
	Total for all sectors					
	All establishments	14 725	233 838	2 530 551	10 444 667	
	Establishments with 1 to 4 employees	8 368	X	X	X	
	Establishments with 5 to 9 employees	2 684	X	X	X	
	Establishments with 10 to 19 employees	1 740	X	X	X	
	Establishments with 20 to 49 employees	1 143	X	X	X	
	Establishments with 50 to 99 employees	430	X	X	X	
	Establishments with 100 to 249 employees	255	X	X	X	
Establishments with 250 to 499 employees	63	X	X	X		
Establishments with 500 to 999 employees	24	X	X	X		
Establishments with 1,000 employees or more	18	X	X	X		
11	Forestry, fishing & hunting, and agricultural support services (NAICS 113-115)					
	All establishments	3	a	D	D	
	Establishments with 1 to 4 employees	3	X	X	X	
	Establishments with 5 to 9 employees	—	X	X	X	
	Establishments with 10 to 19 employees	—	X	X	X	
	Establishments with 20 to 49 employees	—	X	X	X	
	Establishments with 50 to 99 employees	—	X	X	X	
	Establishments with 100 to 249 employees	—	X	X	X	
	Establishments with 250 to 499 employees	—	X	X	X	
	Establishments with 500 to 999 employees	—	X	X	X	
	Establishments with 1,000 employees or more	—	X	X	X	
21	Mining					
	All establishments	3	a	D	D	
	Establishments with 1 to 4 employees	2	X	X	X	
	Establishments with 5 to 9 employees	—	X	X	X	
	Establishments with 10 to 19 employees	1	X	X	X	
	Establishments with 20 to 49 employees	—	X	X	X	
	Establishments with 50 to 99 employees	—	X	X	X	
	Establishments with 100 to 249 employees	—	X	X	X	
	Establishments with 250 to 499 employees	—	X	X	X	
	Establishments with 500 to 999 employees	—	X	X	X	
	Establishments with 1,000 employees or more	—	X	X	X	
22	Utilities					
	All establishments	30	1 692	29 640	121 004	
	Establishments with 1 to 4 employees	9	X	X	X	
	Establishments with 5 to 9 employees	2	X	X	X	
	Establishments with 10 to 19 employees	3	X	X	X	
	Establishments with 20 to 49 employees	5	X	X	X	
	Establishments with 50 to 99 employees	3	X	X	X	
	Establishments with 100 to 249 employees	8	X	X	X	
	Establishments with 250 to 499 employees	—	X	X	X	
	Establishments with 500 to 999 employees	—	X	X	X	
	Establishments with 1,000 employees or more	—	X	X	X	
221	Utilities					
	All establishments	30	1 692	29 640	121 004	
	Establishments with 1 to 4 employees	9	X	X	X	
	Establishments with 5 to 9 employees	2	X	X	X	
	Establishments with 10 to 19 employees	3	X	X	X	
	Establishments with 20 to 49 employees	5	X	X	X	
	Establishments with 50 to 99 employees	3	X	X	X	
	Establishments with 100 to 249 employees	8	X	X	X	
	Establishments with 250 to 499 employees	—	X	X	X	
	Establishments with 500 to 999 employees	—	X	X	X	
	Establishments with 1,000 employees or more	—	X	X	X	
2211	Electric power generation, transmission, and distribution					
	All establishments	20	f	D	D	
	Establishments with 1 to 4 employees	7	X	X	X	
	Establishments with 5 to 9 employees	1	X	X	X	
	Establishments with 10 to 19 employees	2	X	X	X	
	Establishments with 20 to 49 employees	3	X	X	X	
	Establishments with 50 to 99 employees	3	X	X	X	
	Establishments with 100 to 249 employees	4	X	X	X	
	Establishments with 250 to 499 employees	—	X	X	X	
	Establishments with 500 to 999 employees	—	X	X	X	
	Establishments with 1,000 employees or more	—	X	X	X	

See footnotes at end of table.

Table 5. Establishments, Employees, and Payroll by Industry and Employment Size of Establishments by County: 2004—Con.

[Excludes most government employees, railroad employees, and self-employed persons. Size class 1 to 4 employees includes establishments having payroll, but no employees, during mid-March pay period. For meaning of abbreviations and symbols, see introductory text. For explanation of terms, see Appendix A. For statement on reliability, see the note at the end of the table and Appendix C]

NAICS code	Geography, kind of business, and employment size class	Establishments (number)	Paid employees for pay period including March 12 (number)	First-quarter payroll (\$1,000)	Annual payroll (\$1,000)
22	UNION—Con.				
	Utilities—Con.				
221	Utilities—Con.				
2211	Electric power generation, transmission, and distribution—Con.				
22111	Electric power generation				
	All establishments	10	c	D	D
	Establishments with 1 to 4 employees	4	X	X	X
	Establishments with 5 to 9 employees	1	X	X	X
	Establishments with 10 to 19 employees	1	X	X	X
	Establishments with 20 to 49 employees	3	X	X	X
	Establishments with 50 to 99 employees	1	X	X	X
	Establishments with 100 to 249 employees	—	X	X	X
	Establishments with 250 to 499 employees	—	X	X	X
	Establishments with 500 to 999 employees	—	X	X	X
	Establishments with 1,000 employees or more	—	X	X	X
22112	Fossil fuel electric power generation				
	All establishments	10	c	D	D
	Establishments with 1 to 4 employees	4	X	X	X
	Establishments with 5 to 9 employees	1	X	X	X
	Establishments with 10 to 19 employees	1	X	X	X
	Establishments with 20 to 49 employees	3	X	X	X
	Establishments with 50 to 99 employees	1	X	X	X
	Establishments with 100 to 249 employees	—	X	X	X
	Establishments with 250 to 499 employees	—	X	X	X
	Establishments with 500 to 999 employees	—	X	X	X
	Establishments with 1,000 employees or more	—	X	X	X
22112	Electric power transmission, control, and distribution				
	All establishments	10	f	D	D
	Establishments with 1 to 4 employees	3	X	X	X
	Establishments with 5 to 9 employees	—	X	X	X
	Establishments with 10 to 19 employees	1	X	X	X
	Establishments with 20 to 49 employees	—	X	X	X
	Establishments with 50 to 99 employees	2	X	X	X
	Establishments with 100 to 249 employees	4	X	X	X
	Establishments with 250 to 499 employees	—	X	X	X
	Establishments with 500 to 999 employees	—	X	X	X
	Establishments with 1,000 employees or more	—	X	X	X
221122	Electric power distribution				
	All establishments	10	f	D	D
	Establishments with 1 to 4 employees	3	X	X	X
	Establishments with 5 to 9 employees	—	X	X	X
	Establishments with 10 to 19 employees	1	X	X	X
	Establishments with 20 to 49 employees	—	X	X	X
	Establishments with 50 to 99 employees	2	X	X	X
	Establishments with 100 to 249 employees	4	X	X	X
	Establishments with 250 to 499 employees	—	X	X	X
	Establishments with 500 to 999 employees	—	X	X	X
	Establishments with 1,000 employees or more	—	X	X	X
2212	Natural gas distribution				
	All establishments	6	e	D	D
	Establishments with 1 to 4 employees	1	X	X	X
	Establishments with 5 to 9 employees	—	X	X	X
	Establishments with 10 to 19 employees	1	X	X	X
	Establishments with 20 to 49 employees	2	X	X	X
	Establishments with 50 to 99 employees	—	X	X	X
	Establishments with 100 to 249 employees	2	X	X	X
	Establishments with 250 to 499 employees	—	X	X	X
	Establishments with 500 to 999 employees	—	X	X	X
	Establishments with 1,000 employees or more	—	X	X	X
22121	Natural gas distribution				
	All establishments	6	e	D	D
	Establishments with 1 to 4 employees	1	X	X	X
	Establishments with 5 to 9 employees	—	X	X	X
	Establishments with 10 to 19 employees	1	X	X	X
	Establishments with 20 to 49 employees	2	X	X	X
	Establishments with 50 to 99 employees	—	X	X	X
	Establishments with 100 to 249 employees	2	X	X	X
	Establishments with 250 to 499 employees	—	X	X	X
	Establishments with 500 to 999 employees	—	X	X	X
	Establishments with 1,000 employees or more	—	X	X	X
221210	Natural gas distribution				
	All establishments	6	e	D	D
	Establishments with 1 to 4 employees	1	X	X	X
	Establishments with 5 to 9 employees	—	X	X	X
	Establishments with 10 to 19 employees	1	X	X	X
	Establishments with 20 to 49 employees	2	X	X	X
	Establishments with 50 to 99 employees	—	X	X	X
	Establishments with 100 to 249 employees	2	X	X	X
	Establishments with 250 to 499 employees	—	X	X	X
	Establishments with 500 to 999 employees	—	X	X	X
	Establishments with 1,000 employees or more	—	X	X	X

See footnotes at end of table.

Table 5. Establishments, Employees, and Payroll by Industry and Employment Size of Establishments by County: 2004—Con.

[Excludes most government employees, railroad employees, and self-employed persons. Size class 1 to 4 employees includes establishments having payroll, but no employees, during mid-March pay period. For meaning of abbreviations and symbols, see introductory text. For explanation of terms, see Appendix A. For statement on reliability, see the note at the end of the table and Appendix C]

NAICS code	Geography, kind of business, and employment size class	Establishments (number)	Paid employees for pay period including March 12 (number)	First-quarter payroll (\$1,000)	Annual payroll (\$1,000)
22	UNION—Con.				
	Utilities—Con.				
221	Utilities—Con.				
2213	Water, sewage, and other systems				
	All establishments	4	e	D	D
	Establishments with 1 to 4 employees	1	X	X	X
	Establishments with 5 to 9 employees	1	X	X	X
	Establishments with 10 to 19 employees	—	X	X	X
	Establishments with 20 to 49 employees	—	X	X	X
	Establishments with 50 to 99 employees	—	X	X	X
	Establishments with 100 to 249 employees	2	X	X	X
	Establishments with 250 to 499 employees	—	X	X	X
	Establishments with 500 to 999 employees	—	X	X	X
	Establishments with 1,000 employees or more	—	X	X	X
22131	Water supply and irrigation systems				
	All establishments	2	e	D	D
	Establishments with 1 to 4 employees	—	X	X	X
	Establishments with 5 to 9 employees	—	X	X	X
	Establishments with 10 to 19 employees	—	X	X	X
	Establishments with 20 to 49 employees	—	X	X	X
	Establishments with 50 to 99 employees	—	X	X	X
	Establishments with 100 to 249 employees	2	X	X	X
	Establishments with 250 to 499 employees	—	X	X	X
	Establishments with 500 to 999 employees	—	X	X	X
	Establishments with 1,000 employees or more	—	X	X	X
221310	Water supply and irrigation systems				
	All establishments	2	e	D	D
	Establishments with 1 to 4 employees	—	X	X	X
	Establishments with 5 to 9 employees	—	X	X	X
	Establishments with 10 to 19 employees	—	X	X	X
	Establishments with 20 to 49 employees	—	X	X	X
	Establishments with 50 to 99 employees	—	X	X	X
	Establishments with 100 to 249 employees	2	X	X	X
	Establishments with 250 to 499 employees	—	X	X	X
	Establishments with 500 to 999 employees	—	X	X	X
	Establishments with 1,000 employees or more	—	X	X	X
23	Construction				
	All establishments	1 451	12 207	149 098	649 443
	Establishments with 1 to 4 employees	976	X	X	X
	Establishments with 5 to 9 employees	235	X	X	X
	Establishments with 10 to 19 employees	115	X	X	X
	Establishments with 20 to 49 employees	85	X	X	X
	Establishments with 50 to 99 employees	23	X	X	X
	Establishments with 100 to 249 employees	14	X	X	X
	Establishments with 250 to 499 employees	1	X	X	X
	Establishments with 500 to 999 employees	2	X	X	X
	Establishments with 1,000 employees or more	—	X	X	X
236	Construction of buildings				
	All establishments	432	2 566	32 092	147 526
	Establishments with 1 to 4 employees	324	X	X	X
	Establishments with 5 to 9 employees	64	X	X	X
	Establishments with 10 to 19 employees	20	X	X	X
	Establishments with 20 to 49 employees	16	X	X	X
	Establishments with 50 to 99 employees	5	X	X	X
	Establishments with 100 to 249 employees	3	X	X	X
	Establishments with 250 to 499 employees	—	X	X	X
	Establishments with 500 to 999 employees	—	X	X	X
	Establishments with 1,000 employees or more	—	X	X	X
2361	Residential building construction				
	All establishments	358	1 093	7 885	43 884
	Establishments with 1 to 4 employees	293	X	X	X
	Establishments with 5 to 9 employees	48	X	X	X
	Establishments with 10 to 19 employees	11	X	X	X
	Establishments with 20 to 49 employees	5	X	X	X
	Establishments with 50 to 99 employees	1	X	X	X
	Establishments with 100 to 249 employees	—	X	X	X
	Establishments with 250 to 499 employees	—	X	X	X
	Establishments with 500 to 999 employees	—	X	X	X
	Establishments with 1,000 employees or more	—	X	X	X
23611	Residential building construction				
	All establishments	358	1 093	7 885	43 884
	Establishments with 1 to 4 employees	293	X	X	X
	Establishments with 5 to 9 employees	48	X	X	X
	Establishments with 10 to 19 employees	11	X	X	X
	Establishments with 20 to 49 employees	5	X	X	X
	Establishments with 50 to 99 employees	1	X	X	X
	Establishments with 100 to 249 employees	—	X	X	X
	Establishments with 250 to 499 employees	—	X	X	X
	Establishments with 500 to 999 employees	—	X	X	X
	Establishments with 1,000 employees or more	—	X	X	X

See footnotes at end of table.

Table 5. Establishments, Employees, and Payroll by Industry and Employment Size of Establishments by County: 2004—Con.

[Excludes most government employees, railroad employees, and self-employed persons. Size class 1 to 4 employees includes establishments having payroll, but no employees, during mid-March pay period. For meaning of abbreviations and symbols, see introductory text. For explanation of terms, see Appendix A. For statement on reliability, see the note at the end of the table and Appendix C]

NAICS code	Geography, kind of business, and employment size class	Establishments (number)	Paid employees for pay period including March 12 (number)	First-quarter payroll (\$1,000)	Annual payroll (\$1,000)
	UNION—Con.				
23	Construction—Con.				
236	Construction of buildings—Con.				
2361	Residential building construction—Con.				
23611	Residential building construction—Con.				
236115	New single-family housing construction (except operative builders)				
	All establishments	154	484	3 324	18 990
	Establishments with 1 to 4 employees	123	X	X	X
	Establishments with 5 to 9 employees	22	X	X	X
	Establishments with 10 to 19 employees	6	X	X	X
	Establishments with 20 to 49 employees	3	X	X	X
	Establishments with 50 to 99 employees	—	X	X	X
	Establishments with 100 to 249 employees	—	X	X	X
	Establishments with 250 to 499 employees	—	X	X	X
	Establishments with 500 to 999 employees	—	X	X	X
	Establishments with 1,000 employees or more	—	X	X	X
236118	Residential remodelers				
	All establishments	183	497	3 561	19 515
	Establishments with 1 to 4 employees	156	X	X	X
	Establishments with 5 to 9 employees	21	X	X	X
	Establishments with 10 to 19 employees	4	X	X	X
	Establishments with 20 to 49 employees	1	X	X	X
	Establishments with 50 to 99 employees	1	X	X	X
	Establishments with 100 to 249 employees	—	X	X	X
	Establishments with 250 to 499 employees	—	X	X	X
	Establishments with 500 to 999 employees	—	X	X	X
	Establishments with 1,000 employees or more	—	X	X	X
2362	Nonresidential building construction				
	All establishments	74	1 473	24 207	103 642
	Establishments with 1 to 4 employees	31	X	X	X
	Establishments with 5 to 9 employees	16	X	X	X
	Establishments with 10 to 19 employees	9	X	X	X
	Establishments with 20 to 49 employees	11	X	X	X
	Establishments with 50 to 99 employees	4	X	X	X
	Establishments with 100 to 249 employees	3	X	X	X
	Establishments with 250 to 499 employees	—	X	X	X
	Establishments with 500 to 999 employees	—	X	X	X
	Establishments with 1,000 employees or more	—	X	X	X
23621	Industrial building construction				
	All establishments	6	e	D	D
	Establishments with 1 to 4 employees	2	X	X	X
	Establishments with 5 to 9 employees	1	X	X	X
	Establishments with 10 to 19 employees	2	X	X	X
	Establishments with 20 to 49 employees	—	X	X	X
	Establishments with 50 to 99 employees	—	X	X	X
	Establishments with 100 to 249 employees	1	X	X	X
	Establishments with 250 to 499 employees	—	X	X	X
	Establishments with 500 to 999 employees	—	X	X	X
	Establishments with 1,000 employees or more	—	X	X	X
236210	Industrial building construction				
	All establishments	6	e	D	D
	Establishments with 1 to 4 employees	2	X	X	X
	Establishments with 5 to 9 employees	1	X	X	X
	Establishments with 10 to 19 employees	2	X	X	X
	Establishments with 20 to 49 employees	—	X	X	X
	Establishments with 50 to 99 employees	—	X	X	X
	Establishments with 100 to 249 employees	1	X	X	X
	Establishments with 250 to 499 employees	—	X	X	X
	Establishments with 500 to 999 employees	—	X	X	X
	Establishments with 1,000 employees or more	—	X	X	X
23622	Commercial and institutional building construction				
	All establishments	68	g	D	D
	Establishments with 1 to 4 employees	29	X	X	X
	Establishments with 5 to 9 employees	15	X	X	X
	Establishments with 10 to 19 employees	7	X	X	X
	Establishments with 20 to 49 employees	11	X	X	X
	Establishments with 50 to 99 employees	4	X	X	X
	Establishments with 100 to 249 employees	2	X	X	X
	Establishments with 250 to 499 employees	—	X	X	X
	Establishments with 500 to 999 employees	—	X	X	X
	Establishments with 1,000 employees or more	—	X	X	X
236220	Commercial and institutional building construction				
	All establishments	68	g	D	D
	Establishments with 1 to 4 employees	29	X	X	X
	Establishments with 5 to 9 employees	15	X	X	X
	Establishments with 10 to 19 employees	7	X	X	X
	Establishments with 20 to 49 employees	11	X	X	X
	Establishments with 50 to 99 employees	4	X	X	X
	Establishments with 100 to 249 employees	2	X	X	X
	Establishments with 250 to 499 employees	—	X	X	X
	Establishments with 500 to 999 employees	—	X	X	X
	Establishments with 1,000 employees or more	—	X	X	X

See footnotes at end of table.

Table 5. Establishments, Employees, and Payroll by Industry and Employment Size of Establishments by County: 2004—Con.

[Excludes most government employees, railroad employees, and self-employed persons. Size class 1 to 4 employees includes establishments having payroll, but no employees, during mid-March pay period. For meaning of abbreviations and symbols, see introductory text. For explanation of terms, see Appendix A. For statement on reliability, see the note at the end of the table and Appendix C]

NAICS code	Geography, kind of business, and employment size class	Establishments (number)	Paid employees for pay period including March 12 (number)	First-quarter payroll (\$1,000)	Annual payroll (\$1,000)
	UNION—Con.				
23	Construction—Con.				
236	Construction of buildings—Con.				
2362	Nonresidential building construction—Con.				
23622	Commercial and institutional building construction—Con.				
236220	Commercial and institutional building construction—Con.				
	All establishments—Con.				
	Establishments with 1,000 employees or more	—	X	X	X
237	Heavy and civil engineering construction				
	All establishments	72	1 898	20 828	94 097
	Establishments with 1 to 4 employees	35	X	X	X
	Establishments with 5 to 9 employees	10	X	X	X
	Establishments with 10 to 19 employees	10	X	X	X
	Establishments with 20 to 49 employees	9	X	X	X
	Establishments with 50 to 99 employees	3	X	X	X
	Establishments with 100 to 249 employees	4	X	X	X
	Establishments with 250 to 499 employees	—	X	X	X
	Establishments with 500 to 999 employees	1	X	X	X
	Establishments with 1,000 employees or more	—	X	X	X
2371	Utility system construction				
	All establishments	19	251	1 711	10 074
	Establishments with 1 to 4 employees	7	X	X	X
	Establishments with 5 to 9 employees	4	X	X	X
	Establishments with 10 to 19 employees	5	X	X	X
	Establishments with 20 to 49 employees	2	X	X	X
	Establishments with 50 to 99 employees	1	X	X	X
	Establishments with 100 to 249 employees	—	X	X	X
	Establishments with 250 to 499 employees	—	X	X	X
	Establishments with 500 to 999 employees	—	X	X	X
	Establishments with 1,000 employees or more	—	X	X	X
23711	Water and sewer line and related structures construction				
	All establishments	14	184	1 102	6 610
	Establishments with 1 to 4 employees	6	X	X	X
	Establishments with 5 to 9 employees	4	X	X	X
	Establishments with 10 to 19 employees	2	X	X	X
	Establishments with 20 to 49 employees	1	X	X	X
	Establishments with 50 to 99 employees	1	X	X	X
	Establishments with 100 to 249 employees	—	X	X	X
	Establishments with 250 to 499 employees	—	X	X	X
	Establishments with 500 to 999 employees	—	X	X	X
	Establishments with 1,000 employees or more	—	X	X	X
237110	Water and sewer line and related structures construction				
	All establishments	14	184	1 102	6 610
	Establishments with 1 to 4 employees	6	X	X	X
	Establishments with 5 to 9 employees	4	X	X	X
	Establishments with 10 to 19 employees	2	X	X	X
	Establishments with 20 to 49 employees	1	X	X	X
	Establishments with 50 to 99 employees	1	X	X	X
	Establishments with 100 to 249 employees	—	X	X	X
	Establishments with 250 to 499 employees	—	X	X	X
	Establishments with 500 to 999 employees	—	X	X	X
	Establishments with 1,000 employees or more	—	X	X	X
2372	Land subdivision				
	All establishments	12	161	1 547	5 204
	Establishments with 1 to 4 employees	8	X	X	X
	Establishments with 5 to 9 employees	—	X	X	X
	Establishments with 10 to 19 employees	—	X	X	X
	Establishments with 20 to 49 employees	3	X	X	X
	Establishments with 50 to 99 employees	1	X	X	X
	Establishments with 100 to 249 employees	—	X	X	X
	Establishments with 250 to 499 employees	—	X	X	X
	Establishments with 500 to 999 employees	—	X	X	X
	Establishments with 1,000 employees or more	—	X	X	X
23721	Land subdivision				
	All establishments	12	161	1 547	5 204
	Establishments with 1 to 4 employees	8	X	X	X
	Establishments with 5 to 9 employees	—	X	X	X
	Establishments with 10 to 19 employees	—	X	X	X
	Establishments with 20 to 49 employees	3	X	X	X
	Establishments with 50 to 99 employees	1	X	X	X
	Establishments with 100 to 249 employees	—	X	X	X
	Establishments with 250 to 499 employees	—	X	X	X
	Establishments with 500 to 999 employees	—	X	X	X
	Establishments with 1,000 employees or more	—	X	X	X

See footnotes at end of table.

Table 5. Establishments, Employees, and Payroll by Industry and Employment Size of Establishments by County: 2004—Con.

[Excludes most government employees, railroad employees, and self-employed persons. Size class 1 to 4 employees includes establishments having payroll, but no employees, during mid-March pay period. For meaning of abbreviations and symbols, see introductory text. For explanation of terms, see Appendix A. For statement on reliability, see the note at the end of the table and Appendix C]

NAICS code	Geography, kind of business, and employment size class	Establishments (number)	Paid employees for pay period including March 12 (number)	First-quarter payroll (\$1,000)	Annual payroll (\$1,000)
23	UNION—Con.				
	Construction—Con.				
237	Heavy and civil engineering construction—Con.				
2372	Land subdivision—Con.				
23721	Land subdivision—Con.				
237210	Land subdivision				
	All establishments	12	161	1 547	5 204
	Establishments with 1 to 4 employees	8	X	X	X
	Establishments with 5 to 9 employees	—	X	X	X
	Establishments with 10 to 19 employees	—	X	X	X
	Establishments with 20 to 49 employees	3	X	X	X
	Establishments with 50 to 99 employees	1	X	X	X
	Establishments with 100 to 249 employees	—	X	X	X
	Establishments with 250 to 499 employees	—	X	X	X
	Establishments with 500 to 999 employees	—	X	X	X
	Establishments with 1,000 employees or more	—	X	X	X
2373	Highway, street, and bridge construction				
	All establishments	29	658	7 505	38 740
	Establishments with 1 to 4 employees	15	X	X	X
	Establishments with 5 to 9 employees	4	X	X	X
	Establishments with 10 to 19 employees	4	X	X	X
	Establishments with 20 to 49 employees	3	X	X	X
	Establishments with 50 to 99 employees	1	X	X	X
	Establishments with 100 to 249 employees	2	X	X	X
	Establishments with 250 to 499 employees	—	X	X	X
	Establishments with 500 to 999 employees	—	X	X	X
	Establishments with 1,000 employees or more	—	X	X	X
23731	Highway, street, and bridge construction				
	All establishments	29	658	7 505	38 740
	Establishments with 1 to 4 employees	15	X	X	X
	Establishments with 5 to 9 employees	4	X	X	X
	Establishments with 10 to 19 employees	4	X	X	X
	Establishments with 20 to 49 employees	3	X	X	X
	Establishments with 50 to 99 employees	1	X	X	X
	Establishments with 100 to 249 employees	2	X	X	X
	Establishments with 250 to 499 employees	—	X	X	X
	Establishments with 500 to 999 employees	—	X	X	X
	Establishments with 1,000 employees or more	—	X	X	X
237310	Highway, street, and bridge construction				
	All establishments	29	658	7 505	38 740
	Establishments with 1 to 4 employees	15	X	X	X
	Establishments with 5 to 9 employees	4	X	X	X
	Establishments with 10 to 19 employees	4	X	X	X
	Establishments with 20 to 49 employees	3	X	X	X
	Establishments with 50 to 99 employees	1	X	X	X
	Establishments with 100 to 249 employees	2	X	X	X
	Establishments with 250 to 499 employees	—	X	X	X
	Establishments with 500 to 999 employees	—	X	X	X
	Establishments with 1,000 employees or more	—	X	X	X
2379	Other heavy and civil engineering construction				
	All establishments	12	828	10 065	40 079
	Establishments with 1 to 4 employees	5	X	X	X
	Establishments with 5 to 9 employees	2	X	X	X
	Establishments with 10 to 19 employees	1	X	X	X
	Establishments with 20 to 49 employees	1	X	X	X
	Establishments with 50 to 99 employees	—	X	X	X
	Establishments with 100 to 249 employees	2	X	X	X
	Establishments with 250 to 499 employees	—	X	X	X
	Establishments with 500 to 999 employees	1	X	X	X
	Establishments with 1,000 employees or more	—	X	X	X
23799	Other heavy and civil engineering construction				
	All establishments	12	828	10 065	40 079
	Establishments with 1 to 4 employees	5	X	X	X
	Establishments with 5 to 9 employees	2	X	X	X
	Establishments with 10 to 19 employees	1	X	X	X
	Establishments with 20 to 49 employees	1	X	X	X
	Establishments with 50 to 99 employees	—	X	X	X
	Establishments with 100 to 249 employees	2	X	X	X
	Establishments with 250 to 499 employees	—	X	X	X
	Establishments with 500 to 999 employees	1	X	X	X
	Establishments with 1,000 employees or more	—	X	X	X
237990	Other heavy and civil engineering construction				
	All establishments	12	828	10 065	40 079
	Establishments with 1 to 4 employees	5	X	X	X
	Establishments with 5 to 9 employees	2	X	X	X
	Establishments with 10 to 19 employees	1	X	X	X
	Establishments with 20 to 49 employees	1	X	X	X
	Establishments with 50 to 99 employees	—	X	X	X
	Establishments with 100 to 249 employees	2	X	X	X
	Establishments with 250 to 499 employees	—	X	X	X
	Establishments with 500 to 999 employees	1	X	X	X
	Establishments with 1,000 employees or more	—	X	X	X

See footnotes at end of table.

Table 5. Establishments, Employees, and Payroll by Industry and Employment Size of Establishments by County: 2004—Con.

[Excludes most government employees, railroad employees, and self-employed persons. Size class 1 to 4 employees includes establishments having payroll, but no employees, during mid-March pay period. For meaning of abbreviations and symbols, see introductory text. For explanation of terms, see Appendix A. For statement on reliability, see the note at the end of the table and Appendix C]

NAICS code	Geography, kind of business, and employment size class	Establishments (number)	Paid employees for pay period including March 12 (number)	First-quarter payroll (\$1,000)	Annual payroll (\$1,000)
	UNION—Con.				
23	Construction—Con.				
238	Specialty trade contractors				
	All establishments	947	7 743	96 178	407 820
	Establishments with 1 to 4 employees	617	X	X	X
	Establishments with 5 to 9 employees	161	X	X	X
	Establishments with 10 to 19 employees	85	X	X	X
	Establishments with 20 to 49 employees	60	X	X	X
	Establishments with 50 to 99 employees	15	X	X	X
	Establishments with 100 to 249 employees	7	X	X	X
	Establishments with 250 to 499 employees	1	X	X	X
	Establishments with 500 to 999 employees	1	X	X	X
	Establishments with 1,000 employees or more	—	X	X	X
2381	Foundation, structure, and building exterior contractors				
	All establishments	238	1 353	9 894	54 386
	Establishments with 1 to 4 employees	168	X	X	X
	Establishments with 5 to 9 employees	35	X	X	X
	Establishments with 10 to 19 employees	21	X	X	X
	Establishments with 20 to 49 employees	11	X	X	X
	Establishments with 50 to 99 employees	2	X	X	X
	Establishments with 100 to 249 employees	1	X	X	X
	Establishments with 250 to 499 employees	—	X	X	X
	Establishments with 500 to 999 employees	—	X	X	X
	Establishments with 1,000 employees or more	—	X	X	X
23811	Poured concrete foundation and structure contractors				
	All establishments	33	322	1 206	8 005
	Establishments with 1 to 4 employees	21	X	X	X
	Establishments with 5 to 9 employees	6	X	X	X
	Establishments with 10 to 19 employees	3	X	X	X
	Establishments with 20 to 49 employees	2	X	X	X
	Establishments with 50 to 99 employees	—	X	X	X
	Establishments with 100 to 249 employees	1	X	X	X
	Establishments with 250 to 499 employees	—	X	X	X
	Establishments with 500 to 999 employees	—	X	X	X
	Establishments with 1,000 employees or more	—	X	X	X
238110	Poured concrete foundation and structure contractors				
	All establishments	33	322	1 206	8 005
	Establishments with 1 to 4 employees	21	X	X	X
	Establishments with 5 to 9 employees	6	X	X	X
	Establishments with 10 to 19 employees	3	X	X	X
	Establishments with 20 to 49 employees	2	X	X	X
	Establishments with 50 to 99 employees	—	X	X	X
	Establishments with 100 to 249 employees	1	X	X	X
	Establishments with 250 to 499 employees	—	X	X	X
	Establishments with 500 to 999 employees	—	X	X	X
	Establishments with 1,000 employees or more	—	X	X	X
23812	Structural steel and precast concrete contractors				
	All establishments	10	121	1 663	6 382
	Establishments with 1 to 4 employees	5	X	X	X
	Establishments with 5 to 9 employees	2	X	X	X
	Establishments with 10 to 19 employees	1	X	X	X
	Establishments with 20 to 49 employees	1	X	X	X
	Establishments with 50 to 99 employees	1	X	X	X
	Establishments with 100 to 249 employees	—	X	X	X
	Establishments with 250 to 499 employees	—	X	X	X
	Establishments with 500 to 999 employees	—	X	X	X
	Establishments with 1,000 employees or more	—	X	X	X
238120	Structural steel and precast concrete contractors				
	All establishments	10	121	1 663	6 382
	Establishments with 1 to 4 employees	5	X	X	X
	Establishments with 5 to 9 employees	2	X	X	X
	Establishments with 10 to 19 employees	1	X	X	X
	Establishments with 20 to 49 employees	1	X	X	X
	Establishments with 50 to 99 employees	1	X	X	X
	Establishments with 100 to 249 employees	—	X	X	X
	Establishments with 250 to 499 employees	—	X	X	X
	Establishments with 500 to 999 employees	—	X	X	X
	Establishments with 1,000 employees or more	—	X	X	X
23814	Masonry contractors				
	All establishments	77	335	2 380	14 654
	Establishments with 1 to 4 employees	60	X	X	X
	Establishments with 5 to 9 employees	9	X	X	X
	Establishments with 10 to 19 employees	4	X	X	X
	Establishments with 20 to 49 employees	4	X	X	X
	Establishments with 50 to 99 employees	—	X	X	X
	Establishments with 100 to 249 employees	—	X	X	X
	Establishments with 250 to 499 employees	—	X	X	X
	Establishments with 500 to 999 employees	—	X	X	X
	Establishments with 1,000 employees or more	—	X	X	X

See footnotes at end of table.

Table 5. Establishments, Employees, and Payroll by Industry and Employment Size of Establishments by County: 2004—Con.

[Excludes most government employees, railroad employees, and self-employed persons. Size class 1 to 4 employees includes establishments having payroll, but no employees, during mid-March pay period. For meaning of abbreviations and symbols, see introductory text. For explanation of terms, see Appendix A. For statement on reliability, see the note at the end of the table and Appendix C]

NAICS code	Geography, kind of business, and employment size class	Establishments (number)	Paid employees for pay period including March 12 (number)	First-quarter payroll (\$1,000)	Annual payroll (\$1,000)
23	UNION—Con.				
	Construction—Con.				
238	Specialty trade contractors—Con.				
2381	Foundation, structure, and building exterior contractors—Con.				
23814	Masonry contractors—Con.				
238140	Masonry contractors				
	All establishments	77	335	2 380	14 654
	Establishments with 1 to 4 employees	60	X	X	X
	Establishments with 5 to 9 employees	9	X	X	X
	Establishments with 10 to 19 employees	4	X	X	X
	Establishments with 20 to 49 employees	4	X	X	X
	Establishments with 50 to 99 employees	—	X	X	X
	Establishments with 100 to 249 employees	—	X	X	X
	Establishments with 250 to 499 employees	—	X	X	X
	Establishments with 500 to 999 employees	—	X	X	X
	Establishments with 1,000 employees or more	—	X	X	X
23816	Roofing contractors				
	All establishments	38	240	1 743	10 922
	Establishments with 1 to 4 employees	20	X	X	X
	Establishments with 5 to 9 employees	8	X	X	X
	Establishments with 10 to 19 employees	8	X	X	X
	Establishments with 20 to 49 employees	2	X	X	X
	Establishments with 50 to 99 employees	—	X	X	X
	Establishments with 100 to 249 employees	—	X	X	X
	Establishments with 250 to 499 employees	—	X	X	X
	Establishments with 500 to 999 employees	—	X	X	X
	Establishments with 1,000 employees or more	—	X	X	X
238160	Roofing contractors				
	All establishments	38	240	1 743	10 922
	Establishments with 1 to 4 employees	20	X	X	X
	Establishments with 5 to 9 employees	8	X	X	X
	Establishments with 10 to 19 employees	8	X	X	X
	Establishments with 20 to 49 employees	2	X	X	X
	Establishments with 50 to 99 employees	—	X	X	X
	Establishments with 100 to 249 employees	—	X	X	X
	Establishments with 250 to 499 employees	—	X	X	X
	Establishments with 500 to 999 employees	—	X	X	X
	Establishments with 1,000 employees or more	—	X	X	X
23819	Other foundation, structure, and building exterior contractors				
	All establishments	8	101	1 362	6 879
	Establishments with 1 to 4 employees	5	X	X	X
	Establishments with 5 to 9 employees	1	X	X	X
	Establishments with 10 to 19 employees	—	X	X	X
	Establishments with 20 to 49 employees	1	X	X	X
	Establishments with 50 to 99 employees	1	X	X	X
	Establishments with 100 to 249 employees	—	X	X	X
	Establishments with 250 to 499 employees	—	X	X	X
	Establishments with 500 to 999 employees	—	X	X	X
	Establishments with 1,000 employees or more	—	X	X	X
238190	Other foundation, structure, and building exterior contractors				
	All establishments	8	101	1 362	6 879
	Establishments with 1 to 4 employees	5	X	X	X
	Establishments with 5 to 9 employees	1	X	X	X
	Establishments with 10 to 19 employees	—	X	X	X
	Establishments with 20 to 49 employees	1	X	X	X
	Establishments with 50 to 99 employees	1	X	X	X
	Establishments with 100 to 249 employees	—	X	X	X
	Establishments with 250 to 499 employees	—	X	X	X
	Establishments with 500 to 999 employees	—	X	X	X
	Establishments with 1,000 employees or more	—	X	X	X
2382	Building equipment contractors				
	All establishments	375	4 463	66 774	264 362
	Establishments with 1 to 4 employees	215	X	X	X
	Establishments with 5 to 9 employees	73	X	X	X
	Establishments with 10 to 19 employees	36	X	X	X
	Establishments with 20 to 49 employees	34	X	X	X
	Establishments with 50 to 99 employees	11	X	X	X
	Establishments with 100 to 249 employees	4	X	X	X
	Establishments with 250 to 499 employees	1	X	X	X
	Establishments with 500 to 999 employees	1	X	X	X
	Establishments with 1,000 employees or more	—	X	X	X
23821	Electrical Contractors				
	All establishments	166	2 414	42 196	159 303
	Establishments with 1 to 4 employees	98	X	X	X
	Establishments with 5 to 9 employees	31	X	X	X
	Establishments with 10 to 19 employees	16	X	X	X
	Establishments with 20 to 49 employees	11	X	X	X
	Establishments with 50 to 99 employees	6	X	X	X
	Establishments with 100 to 249 employees	2	X	X	X
	Establishments with 250 to 499 employees	1	X	X	X
	Establishments with 500 to 999 employees	1	X	X	X
	Establishments with 1,000 employees or more	—	X	X	X

See footnotes at end of table.

Table 5. Establishments, Employees, and Payroll by Industry and Employment Size of Establishments by County: 2004—Con.

[Excludes most government employees, railroad employees, and self-employed persons. Size class 1 to 4 employees includes establishments having payroll, but no employees, during mid-March pay period. For meaning of abbreviations and symbols, see introductory text. For explanation of terms, see Appendix A. For statement on reliability, see the note at the end of the table and Appendix C]

NAICS code	Geography, kind of business, and employment size class	Establishments (number)	Paid employees for pay period including March 12 (number)	First-quarter payroll (\$1,000)	Annual payroll (\$1,000)
23	UNION—Con.				
	Construction—Con.				
238	Specialty trade contractors—Con.				
2382	Building equipment contractors—Con.				
23821	Electrical Contractors—Con.				
238210	Electrical Contractors				
	All establishments	166	2 414	42 196	159 303
	Establishments with 1 to 4 employees	98	X	X	X
	Establishments with 5 to 9 employees	31	X	X	X
	Establishments with 10 to 19 employees	16	X	X	X
	Establishments with 20 to 49 employees	11	X	X	X
	Establishments with 50 to 99 employees	6	X	X	X
	Establishments with 100 to 249 employees	2	X	X	X
	Establishments with 250 to 499 employees	1	X	X	X
	Establishments with 500 to 999 employees	1	X	X	X
	Establishments with 1,000 employees or more	—	X	X	X
23822	Plumbing, heating, and air-conditioning contractors				
	All establishments	200	1 805	20 594	89 217
	Establishments with 1 to 4 employees	114	X	X	X
	Establishments with 5 to 9 employees	40	X	X	X
	Establishments with 10 to 19 employees	19	X	X	X
	Establishments with 20 to 49 employees	21	X	X	X
	Establishments with 50 to 99 employees	5	X	X	X
	Establishments with 100 to 249 employees	1	X	X	X
	Establishments with 250 to 499 employees	—	X	X	X
	Establishments with 500 to 999 employees	—	X	X	X
	Establishments with 1,000 employees or more	—	X	X	X
238220	Plumbing, heating, and air-conditioning contractors				
	All establishments	200	1 805	20 594	89 217
	Establishments with 1 to 4 employees	114	X	X	X
	Establishments with 5 to 9 employees	40	X	X	X
	Establishments with 10 to 19 employees	19	X	X	X
	Establishments with 20 to 49 employees	21	X	X	X
	Establishments with 50 to 99 employees	5	X	X	X
	Establishments with 100 to 249 employees	1	X	X	X
	Establishments with 250 to 499 employees	—	X	X	X
	Establishments with 500 to 999 employees	—	X	X	X
	Establishments with 1,000 employees or more	—	X	X	X
23829	Other building equipment contractors				
	All establishments	9	244	3 984	15 842
	Establishments with 1 to 4 employees	3	X	X	X
	Establishments with 5 to 9 employees	2	X	X	X
	Establishments with 10 to 19 employees	1	X	X	X
	Establishments with 20 to 49 employees	2	X	X	X
	Establishments with 50 to 99 employees	—	X	X	X
	Establishments with 100 to 249 employees	1	X	X	X
	Establishments with 250 to 499 employees	—	X	X	X
	Establishments with 500 to 999 employees	—	X	X	X
	Establishments with 1,000 employees or more	—	X	X	X
238290	Other building equipment contractors				
	All establishments	9	244	3 984	15 842
	Establishments with 1 to 4 employees	3	X	X	X
	Establishments with 5 to 9 employees	2	X	X	X
	Establishments with 10 to 19 employees	1	X	X	X
	Establishments with 20 to 49 employees	2	X	X	X
	Establishments with 50 to 99 employees	—	X	X	X
	Establishments with 100 to 249 employees	1	X	X	X
	Establishments with 250 to 499 employees	—	X	X	X
	Establishments with 500 to 999 employees	—	X	X	X
	Establishments with 1,000 employees or more	—	X	X	X
2383	Building finishing contractors				
	All establishments	227	1 324	14 134	60 657
	Establishments with 1 to 4 employees	160	X	X	X
	Establishments with 5 to 9 employees	38	X	X	X
	Establishments with 10 to 19 employees	19	X	X	X
	Establishments with 20 to 49 employees	7	X	X	X
	Establishments with 50 to 99 employees	1	X	X	X
	Establishments with 100 to 249 employees	2	X	X	X
	Establishments with 250 to 499 employees	—	X	X	X
	Establishments with 500 to 999 employees	—	X	X	X
	Establishments with 1,000 employees or more	—	X	X	X
23831	Drywall and insulation contractors				
	All establishments	19	406	6 085	21 690
	Establishments with 1 to 4 employees	10	X	X	X
	Establishments with 5 to 9 employees	3	X	X	X
	Establishments with 10 to 19 employees	2	X	X	X
	Establishments with 20 to 49 employees	2	X	X	X
	Establishments with 50 to 99 employees	1	X	X	X
	Establishments with 100 to 249 employees	1	X	X	X
	Establishments with 250 to 499 employees	—	X	X	X
	Establishments with 500 to 999 employees	—	X	X	X
	Establishments with 1,000 employees or more	—	X	X	X

See footnotes at end of table.

Table 5. **Establishments, Employees, and Payroll by Industry and Employment Size of Establishments by County: 2004—Con.**

[Excludes most government employees, railroad employees, and self-employed persons. Size class 1 to 4 employees includes establishments having payroll, but no employees, during mid-March pay period. For meaning of abbreviations and symbols, see introductory text. For explanation of terms, see Appendix A. For statement on reliability, see the note at the end of the table and Appendix C]

NAICS code	Geography, kind of business, and employment size class	Establishments (number)	Paid employees for pay period including March 12 (number)	First-quarter payroll (\$1,000)	Annual payroll (\$1,000)
23	UNION—Con.				
	Construction—Con.				
238	Specialty trade contractors—Con.				
2383	Building finishing contractors—Con.				
23831	Drywall and insulation contractors—Con.				
238310	Drywall and insulation contractors				
	All establishments	19	406	6 085	21 690
	Establishments with 1 to 4 employees	10	X	X	X
	Establishments with 5 to 9 employees	3	X	X	X
	Establishments with 10 to 19 employees	2	X	X	X
	Establishments with 20 to 49 employees	2	X	X	X
	Establishments with 50 to 99 employees	1	X	X	X
	Establishments with 100 to 249 employees	1	X	X	X
	Establishments with 250 to 499 employees	—	X	X	X
	Establishments with 500 to 999 employees	—	X	X	X
	Establishments with 1,000 employees or more	—	X	X	X
23832	Painting and wall covering contractors				
	All establishments	77	368	3 171	17 136
	Establishments with 1 to 4 employees	58	X	X	X
	Establishments with 5 to 9 employees	10	X	X	X
	Establishments with 10 to 19 employees	7	X	X	X
	Establishments with 20 to 49 employees	1	X	X	X
	Establishments with 50 to 99 employees	—	X	X	X
	Establishments with 100 to 249 employees	1	X	X	X
	Establishments with 250 to 499 employees	—	X	X	X
	Establishments with 500 to 999 employees	—	X	X	X
	Establishments with 1,000 employees or more	—	X	X	X
238320	Painting and wall covering contractors				
	All establishments	77	368	3 171	17 136
	Establishments with 1 to 4 employees	58	X	X	X
	Establishments with 5 to 9 employees	10	X	X	X
	Establishments with 10 to 19 employees	7	X	X	X
	Establishments with 20 to 49 employees	1	X	X	X
	Establishments with 50 to 99 employees	—	X	X	X
	Establishments with 100 to 249 employees	1	X	X	X
	Establishments with 250 to 499 employees	—	X	X	X
	Establishments with 500 to 999 employees	—	X	X	X
	Establishments with 1,000 employees or more	—	X	X	X
23835	Finish carpentry contractors				
	All establishments	74	256	2 127	9 268
	Establishments with 1 to 4 employees	57	X	X	X
	Establishments with 5 to 9 employees	13	X	X	X
	Establishments with 10 to 19 employees	3	X	X	X
	Establishments with 20 to 49 employees	1	X	X	X
	Establishments with 50 to 99 employees	—	X	X	X
	Establishments with 100 to 249 employees	—	X	X	X
	Establishments with 250 to 499 employees	—	X	X	X
	Establishments with 500 to 999 employees	—	X	X	X
	Establishments with 1,000 employees or more	—	X	X	X
238350	Finish carpentry contractors				
	All establishments	74	256	2 127	9 268
	Establishments with 1 to 4 employees	57	X	X	X
	Establishments with 5 to 9 employees	13	X	X	X
	Establishments with 10 to 19 employees	3	X	X	X
	Establishments with 20 to 49 employees	1	X	X	X
	Establishments with 50 to 99 employees	—	X	X	X
	Establishments with 100 to 249 employees	—	X	X	X
	Establishments with 250 to 499 employees	—	X	X	X
	Establishments with 500 to 999 employees	—	X	X	X
	Establishments with 1,000 employees or more	—	X	X	X
23839	Other building finishing contractors				
	All establishments	16	117	1 251	5 598
	Establishments with 1 to 4 employees	7	X	X	X
	Establishments with 5 to 9 employees	4	X	X	X
	Establishments with 10 to 19 employees	4	X	X	X
	Establishments with 20 to 49 employees	1	X	X	X
	Establishments with 50 to 99 employees	—	X	X	X
	Establishments with 100 to 249 employees	—	X	X	X
	Establishments with 250 to 499 employees	—	X	X	X
	Establishments with 500 to 999 employees	—	X	X	X
	Establishments with 1,000 employees or more	—	X	X	X
238390	Other building finishing contractors				
	All establishments	16	117	1 251	5 598
	Establishments with 1 to 4 employees	7	X	X	X
	Establishments with 5 to 9 employees	4	X	X	X
	Establishments with 10 to 19 employees	4	X	X	X
	Establishments with 20 to 49 employees	1	X	X	X
	Establishments with 50 to 99 employees	—	X	X	X
	Establishments with 100 to 249 employees	—	X	X	X
	Establishments with 250 to 499 employees	—	X	X	X
	Establishments with 500 to 999 employees	—	X	X	X
	Establishments with 1,000 employees or more	—	X	X	X

See footnotes at end of table.

Table 5. Establishments, Employees, and Payroll by Industry and Employment Size of Establishments by County: 2004—Con.

[Excludes most government employees, railroad employees, and self-employed persons. Size class 1 to 4 employees includes establishments having payroll, but no employees, during mid-March pay period. For meaning of abbreviations and symbols, see introductory text. For explanation of terms, see Appendix A. For statement on reliability, see the note at the end of the table and Appendix C]

NAICS code	Geography, kind of business, and employment size class	Establishments (number)	Paid employees for pay period including March 12 (number)	First-quarter payroll (\$1,000)	Annual payroll (\$1,000)
	UNION—Con.				
23	Construction—Con.				
238	Specialty trade contractors—Con.				
2383	Building finishing contractors—Con.				
23839	Other building finishing contractors—Con.				
238390	Other building finishing contractors—Con.				
	All establishments—Con.				
	Establishments with 1,000 employees or more	—	X	X	X
2389	Other specialty trade contractors				
	All establishments	107	603	5 376	28 415
	Establishments with 1 to 4 employees	74	X	X	X
	Establishments with 5 to 9 employees	15	X	X	X
	Establishments with 10 to 19 employees	9	X	X	X
	Establishments with 20 to 49 employees	8	X	X	X
	Establishments with 50 to 99 employees	1	X	X	X
	Establishments with 100 to 249 employees	—	X	X	X
	Establishments with 250 to 499 employees	—	X	X	X
	Establishments with 500 to 999 employees	—	X	X	X
	Establishments with 1,000 employees or more	—	X	X	X
23891	Site preparation contractors				
	All establishments	43	315	2 482	12 081
	Establishments with 1 to 4 employees	24	X	X	X
	Establishments with 5 to 9 employees	9	X	X	X
	Establishments with 10 to 19 employees	6	X	X	X
	Establishments with 20 to 49 employees	3	X	X	X
	Establishments with 50 to 99 employees	1	X	X	X
	Establishments with 100 to 249 employees	—	X	X	X
	Establishments with 250 to 499 employees	—	X	X	X
	Establishments with 500 to 999 employees	—	X	X	X
	Establishments with 1,000 employees or more	—	X	X	X
238910	Site preparation contractors				
	All establishments	43	315	2 482	12 081
	Establishments with 1 to 4 employees	24	X	X	X
	Establishments with 5 to 9 employees	9	X	X	X
	Establishments with 10 to 19 employees	6	X	X	X
	Establishments with 20 to 49 employees	3	X	X	X
	Establishments with 50 to 99 employees	1	X	X	X
	Establishments with 100 to 249 employees	—	X	X	X
	Establishments with 250 to 499 employees	—	X	X	X
	Establishments with 500 to 999 employees	—	X	X	X
	Establishments with 1,000 employees or more	—	X	X	X
23899	All other specialty trade contractors				
	All establishments	64	288	2 894	16 334
	Establishments with 1 to 4 employees	50	X	X	X
	Establishments with 5 to 9 employees	6	X	X	X
	Establishments with 10 to 19 employees	3	X	X	X
	Establishments with 20 to 49 employees	5	X	X	X
	Establishments with 50 to 99 employees	—	X	X	X
	Establishments with 100 to 249 employees	—	X	X	X
	Establishments with 250 to 499 employees	—	X	X	X
	Establishments with 500 to 999 employees	—	X	X	X
	Establishments with 1,000 employees or more	—	X	X	X
238990	All other specialty trade contractors				
	All establishments	64	288	2 894	16 334
	Establishments with 1 to 4 employees	50	X	X	X
	Establishments with 5 to 9 employees	6	X	X	X
	Establishments with 10 to 19 employees	3	X	X	X
	Establishments with 20 to 49 employees	5	X	X	X
	Establishments with 50 to 99 employees	—	X	X	X
	Establishments with 100 to 249 employees	—	X	X	X
	Establishments with 250 to 499 employees	—	X	X	X
	Establishments with 500 to 999 employees	—	X	X	X
	Establishments with 1,000 employees or more	—	X	X	X
31-33	Manufacturing				
	All establishments	807	30 072	348 610	1 434 165
	Establishments with 1 to 4 employees	273	X	X	X
	Establishments with 5 to 9 employees	137	X	X	X
	Establishments with 10 to 19 employees	157	X	X	X
	Establishments with 20 to 49 employees	127	X	X	X
	Establishments with 50 to 99 employees	62	X	X	X
	Establishments with 100 to 249 employees	35	X	X	X
	Establishments with 250 to 499 employees	10	X	X	X
	Establishments with 500 to 999 employees	3	X	X	X
	Establishments with 1,000 employees or more	3	X	X	X

See footnotes at end of table.

Table 5. Establishments, Employees, and Payroll by Industry and Employment Size of Establishments by County: 2004—Con.

[Excludes most government employees, railroad employees, and self-employed persons. Size class 1 to 4 employees includes establishments having payroll, but no employees, during mid-March pay period. For meaning of abbreviations and symbols, see introductory text. For explanation of terms, see Appendix A. For statement on reliability, see the note at the end of the table and Appendix C]

NAICS code	Geography, kind of business, and employment size class	Establishments (number)	Paid employees for pay period including March 12 (number)	First-quarter payroll (\$1,000)	Annual payroll (\$1,000)
	UNION—Con.				
31-33	Manufacturing—Con.				
311	Food manufacturing				
	All establishments	66	2 842	25 909	104 665
	Establishments with 1 to 4 employees	19	X	X	X
	Establishments with 5 to 9 employees	12	X	X	X
	Establishments with 10 to 19 employees	17	X	X	X
	Establishments with 20 to 49 employees	9	X	X	X
	Establishments with 50 to 99 employees	4	X	X	X
	Establishments with 100 to 249 employees	2	X	X	X
	Establishments with 250 to 499 employees	2	X	X	X
	Establishments with 500 to 999 employees	1	X	X	X
	Establishments with 1,000 employees or more	—	X	X	X
3113	Sugar and confectionery product manufacturing				
	All establishments	5	108	1 357	7 396
	Establishments with 1 to 4 employees	3	X	X	X
	Establishments with 5 to 9 employees	—	X	X	X
	Establishments with 10 to 19 employees	—	X	X	X
	Establishments with 20 to 49 employees	1	X	X	X
	Establishments with 50 to 99 employees	1	X	X	X
	Establishments with 100 to 249 employees	—	X	X	X
	Establishments with 250 to 499 employees	—	X	X	X
	Establishments with 500 to 999 employees	—	X	X	X
	Establishments with 1,000 employees or more	—	X	X	X
31134	Nonchocolate confectionery manufacturing				
	All establishments	4	c	D	D
	Establishments with 1 to 4 employees	2	X	X	X
	Establishments with 5 to 9 employees	—	X	X	X
	Establishments with 10 to 19 employees	—	X	X	X
	Establishments with 20 to 49 employees	1	X	X	X
	Establishments with 50 to 99 employees	1	X	X	X
	Establishments with 100 to 249 employees	—	X	X	X
	Establishments with 250 to 499 employees	—	X	X	X
	Establishments with 500 to 999 employees	—	X	X	X
	Establishments with 1,000 employees or more	—	X	X	X
311340	Nonchocolate confectionery manufacturing				
	All establishments	4	c	D	D
	Establishments with 1 to 4 employees	2	X	X	X
	Establishments with 5 to 9 employees	—	X	X	X
	Establishments with 10 to 19 employees	—	X	X	X
	Establishments with 20 to 49 employees	1	X	X	X
	Establishments with 50 to 99 employees	1	X	X	X
	Establishments with 100 to 249 employees	—	X	X	X
	Establishments with 250 to 499 employees	—	X	X	X
	Establishments with 500 to 999 employees	—	X	X	X
	Establishments with 1,000 employees or more	—	X	X	X
3115	Dairy product manufacturing				
	All establishments	6	528	6 651	23 854
	Establishments with 1 to 4 employees	—	X	X	X
	Establishments with 5 to 9 employees	1	X	X	X
	Establishments with 10 to 19 employees	2	X	X	X
	Establishments with 20 to 49 employees	2	X	X	X
	Establishments with 50 to 99 employees	—	X	X	X
	Establishments with 100 to 249 employees	—	X	X	X
	Establishments with 250 to 499 employees	1	X	X	X
	Establishments with 500 to 999 employees	—	X	X	X
	Establishments with 1,000 employees or more	—	X	X	X
31151	Dairy product (except frozen) manufacturing				
	All establishments	5	f	D	D
	Establishments with 1 to 4 employees	—	X	X	X
	Establishments with 5 to 9 employees	—	X	X	X
	Establishments with 10 to 19 employees	2	X	X	X
	Establishments with 20 to 49 employees	2	X	X	X
	Establishments with 50 to 99 employees	—	X	X	X
	Establishments with 100 to 249 employees	—	X	X	X
	Establishments with 250 to 499 employees	1	X	X	X
	Establishments with 500 to 999 employees	—	X	X	X
	Establishments with 1,000 employees or more	—	X	X	X
311511	Fluid milk manufacturing				
	All establishments	1	e	D	D
	Establishments with 1 to 4 employees	—	X	X	X
	Establishments with 5 to 9 employees	—	X	X	X
	Establishments with 10 to 19 employees	—	X	X	X
	Establishments with 20 to 49 employees	—	X	X	X
	Establishments with 50 to 99 employees	—	X	X	X
	Establishments with 100 to 249 employees	—	X	X	X
	Establishments with 250 to 499 employees	1	X	X	X
	Establishments with 500 to 999 employees	—	X	X	X
	Establishments with 1,000 employees or more	—	X	X	X

See footnotes at end of table.

Table 5. **Establishments, Employees, and Payroll by Industry and Employment Size of Establishments by County: 2004—Con.**

[Excludes most government employees, railroad employees, and self-employed persons. Size class 1 to 4 employees includes establishments having payroll, but no employees, during mid-March pay period. For meaning of abbreviations and symbols, see introductory text. For explanation of terms, see Appendix A. For statement on reliability, see the note at the end of the table and Appendix C]

NAICS code	Geography, kind of business, and employment size class	Establishments (number)	Paid employees for pay period including March 12 (number)	First-quarter payroll (\$1,000)	Annual payroll (\$1,000)
	UNION—Con.				
31-33	Manufacturing—Con.				
311	Food manufacturing—Con.				
3115	Dairy product manufacturing—Con.				
31151	Dairy product (except frozen) manufacturing—Con.				
311513	Cheese manufacturing				
	All establishments	3	c	D	D
	Establishments with 1 to 4 employees	—	X	X	X
	Establishments with 5 to 9 employees	—	X	X	X
	Establishments with 10 to 19 employees	1	X	X	X
	Establishments with 20 to 49 employees	2	X	X	X
	Establishments with 50 to 99 employees	—	X	X	X
	Establishments with 100 to 249 employees	—	X	X	X
	Establishments with 250 to 499 employees	—	X	X	X
	Establishments with 500 to 999 employees	—	X	X	X
	Establishments with 1,000 employees or more	—	X	X	X
3116	Animal slaughtering and processing				
	All establishments	4	c	D	D
	Establishments with 1 to 4 employees	1	X	X	X
	Establishments with 5 to 9 employees	1	X	X	X
	Establishments with 10 to 19 employees	—	X	X	X
	Establishments with 20 to 49 employees	1	X	X	X
	Establishments with 50 to 99 employees	—	X	X	X
	Establishments with 100 to 249 employees	1	X	X	X
	Establishments with 250 to 499 employees	—	X	X	X
	Establishments with 500 to 999 employees	—	X	X	X
	Establishments with 1,000 employees or more	—	X	X	X
31161	Animal slaughtering and processing				
	All establishments	4	c	D	D
	Establishments with 1 to 4 employees	1	X	X	X
	Establishments with 5 to 9 employees	1	X	X	X
	Establishments with 10 to 19 employees	—	X	X	X
	Establishments with 20 to 49 employees	1	X	X	X
	Establishments with 50 to 99 employees	—	X	X	X
	Establishments with 100 to 249 employees	1	X	X	X
	Establishments with 250 to 499 employees	—	X	X	X
	Establishments with 500 to 999 employees	—	X	X	X
	Establishments with 1,000 employees or more	—	X	X	X
311612	Meat processed from carcasses				
	All establishments	3	c	D	D
	Establishments with 1 to 4 employees	1	X	X	X
	Establishments with 5 to 9 employees	—	X	X	X
	Establishments with 10 to 19 employees	—	X	X	X
	Establishments with 20 to 49 employees	1	X	X	X
	Establishments with 50 to 99 employees	—	X	X	X
	Establishments with 100 to 249 employees	1	X	X	X
	Establishments with 250 to 499 employees	—	X	X	X
	Establishments with 500 to 999 employees	—	X	X	X
	Establishments with 1,000 employees or more	—	X	X	X
3118	Bakeries and tortilla manufacturing				
	All establishments	38	1 132	9 475	37 135
	Establishments with 1 to 4 employees	14	X	X	X
	Establishments with 5 to 9 employees	7	X	X	X
	Establishments with 10 to 19 employees	11	X	X	X
	Establishments with 20 to 49 employees	4	X	X	X
	Establishments with 50 to 99 employees	1	X	X	X
	Establishments with 100 to 249 employees	—	X	X	X
	Establishments with 250 to 499 employees	—	X	X	X
	Establishments with 500 to 999 employees	1	X	X	X
	Establishments with 1,000 employees or more	—	X	X	X
31181	Bread and bakery product manufacturing				
	All establishments	37	e	D	D
	Establishments with 1 to 4 employees	14	X	X	X
	Establishments with 5 to 9 employees	7	X	X	X
	Establishments with 10 to 19 employees	11	X	X	X
	Establishments with 20 to 49 employees	4	X	X	X
	Establishments with 50 to 99 employees	1	X	X	X
	Establishments with 100 to 249 employees	—	X	X	X
	Establishments with 250 to 499 employees	—	X	X	X
	Establishments with 500 to 999 employees	—	X	X	X
	Establishments with 1,000 employees or more	—	X	X	X
311811	Retail bakeries				
	All establishments	26	c	D	D
	Establishments with 1 to 4 employees	12	X	X	X
	Establishments with 5 to 9 employees	3	X	X	X
	Establishments with 10 to 19 employees	9	X	X	X
	Establishments with 20 to 49 employees	2	X	X	X
	Establishments with 50 to 99 employees	—	X	X	X
	Establishments with 100 to 249 employees	—	X	X	X
	Establishments with 250 to 499 employees	—	X	X	X
	Establishments with 500 to 999 employees	—	X	X	X
	Establishments with 1,000 employees or more	—	X	X	X

See footnotes at end of table.

Table 5. Establishments, Employees, and Payroll by Industry and Employment Size of Establishments by County: 2004—Con.

[Excludes most government employees, railroad employees, and self-employed persons. Size class 1 to 4 employees includes establishments having payroll, but no employees, during mid-March pay period. For meaning of abbreviations and symbols, see introductory text. For explanation of terms, see Appendix A. For statement on reliability, see the note at the end of the table and Appendix C]

NAICS code	Geography, kind of business, and employment size class	Establishments (number)	Paid employees for pay period including March 12 (number)	First-quarter payroll (\$1,000)	Annual payroll (\$1,000)
	UNION—Con.				
31-33	Manufacturing—Con.				
311	Food manufacturing—Con.				
3118	Bakeries and tortilla manufacturing—Con.				
31181	Bread and bakery product manufacturing—Con.				
311812	Commercial bakeries				
	All establishments	11	221	1 481	5 357
	Establishments with 1 to 4 employees	2	X	X	X
	Establishments with 5 to 9 employees	4	X	X	X
	Establishments with 10 to 19 employees	2	X	X	X
	Establishments with 20 to 49 employees	2	X	X	X
	Establishments with 50 to 99 employees	1	X	X	X
	Establishments with 100 to 249 employees	—	X	X	X
	Establishments with 250 to 499 employees	—	X	X	X
	Establishments with 500 to 999 employees	—	X	X	X
	Establishments with 1,000 employees or more	—	X	X	X
31182	Cookie, cracker, and pasta manufacturing				
	All establishments	1	f	D	D
	Establishments with 1 to 4 employees	—	X	X	X
	Establishments with 5 to 9 employees	—	X	X	X
	Establishments with 10 to 19 employees	—	X	X	X
	Establishments with 20 to 49 employees	—	X	X	X
	Establishments with 50 to 99 employees	—	X	X	X
	Establishments with 100 to 249 employees	—	X	X	X
	Establishments with 250 to 499 employees	—	X	X	X
	Establishments with 500 to 999 employees	1	X	X	X
	Establishments with 1,000 employees or more	—	X	X	X
311821	Cookie and cracker manufacturing				
	All establishments	1	f	D	D
	Establishments with 1 to 4 employees	—	X	X	X
	Establishments with 5 to 9 employees	—	X	X	X
	Establishments with 10 to 19 employees	—	X	X	X
	Establishments with 20 to 49 employees	—	X	X	X
	Establishments with 50 to 99 employees	—	X	X	X
	Establishments with 100 to 249 employees	—	X	X	X
	Establishments with 250 to 499 employees	—	X	X	X
	Establishments with 500 to 999 employees	1	X	X	X
	Establishments with 1,000 employees or more	—	X	X	X
3119	Other food manufacturing				
	All establishments	12	850	7 092	30 602
	Establishments with 1 to 4 employees	1	X	X	X
	Establishments with 5 to 9 employees	3	X	X	X
	Establishments with 10 to 19 employees	3	X	X	X
	Establishments with 20 to 49 employees	1	X	X	X
	Establishments with 50 to 99 employees	2	X	X	X
	Establishments with 100 to 249 employees	1	X	X	X
	Establishments with 250 to 499 employees	1	X	X	X
	Establishments with 500 to 999 employees	—	X	X	X
	Establishments with 1,000 employees or more	—	X	X	X
31191	Snack food manufacturing				
	All establishments	1	c	D	D
	Establishments with 1 to 4 employees	—	X	X	X
	Establishments with 5 to 9 employees	—	X	X	X
	Establishments with 10 to 19 employees	—	X	X	X
	Establishments with 20 to 49 employees	—	X	X	X
	Establishments with 50 to 99 employees	—	X	X	X
	Establishments with 100 to 249 employees	1	X	X	X
	Establishments with 250 to 499 employees	—	X	X	X
	Establishments with 500 to 999 employees	—	X	X	X
	Establishments with 1,000 employees or more	—	X	X	X
311919	Other snack food manufacturing				
	All establishments	1	c	D	D
	Establishments with 1 to 4 employees	—	X	X	X
	Establishments with 5 to 9 employees	—	X	X	X
	Establishments with 10 to 19 employees	—	X	X	X
	Establishments with 20 to 49 employees	—	X	X	X
	Establishments with 50 to 99 employees	—	X	X	X
	Establishments with 100 to 249 employees	1	X	X	X
	Establishments with 250 to 499 employees	—	X	X	X
	Establishments with 500 to 999 employees	—	X	X	X
	Establishments with 1,000 employees or more	—	X	X	X
31194	Seasoning and dressing manufacturing				
	All establishments	2	c	D	D
	Establishments with 1 to 4 employees	—	X	X	X
	Establishments with 5 to 9 employees	—	X	X	X
	Establishments with 10 to 19 employees	—	X	X	X
	Establishments with 20 to 49 employees	1	X	X	X
	Establishments with 50 to 99 employees	1	X	X	X
	Establishments with 100 to 249 employees	—	X	X	X
	Establishments with 250 to 499 employees	—	X	X	X
	Establishments with 500 to 999 employees	—	X	X	X
	Establishments with 1,000 employees or more	—	X	X	X

See footnotes at end of table.

Table 5. Establishments, Employees, and Payroll by Industry and Employment Size of Establishments by County: 2004—Con.

[Excludes most government employees, railroad employees, and self-employed persons. Size class 1 to 4 employees includes establishments having payroll, but no employees, during mid-March pay period. For meaning of abbreviations and symbols, see introductory text. For explanation of terms, see Appendix A. For statement on reliability, see the note at the end of the table and Appendix C]

NAICS code	Geography, kind of business, and employment size class	Establishments (number)	Paid employees for pay period including March 12 (number)	First-quarter payroll (\$1,000)	Annual payroll (\$1,000)
	UNION—Con.				
31-33	Manufacturing—Con.				
311	Food manufacturing—Con.				
3119	Other food manufacturing—Con.				
31194	Seasoning and dressing manufacturing—Con.				
311941	Mayonnaise, dressing, and other prepared sauce manufacturing				
	All establishments	2	c	D	D
	Establishments with 1 to 4 employees	—	X	X	X
	Establishments with 5 to 9 employees	—	X	X	X
	Establishments with 10 to 19 employees	—	X	X	X
	Establishments with 20 to 49 employees	1	X	X	X
	Establishments with 50 to 99 employees	1	X	X	X
	Establishments with 100 to 249 employees	—	X	X	X
	Establishments with 250 to 499 employees	—	X	X	X
	Establishments with 500 to 999 employees	—	X	X	X
	Establishments with 1,000 employees or more	—	X	X	X
31199	All other food manufacturing				
	All establishments	7	580	5 044	20 909
	Establishments with 1 to 4 employees	1	X	X	X
	Establishments with 5 to 9 employees	3	X	X	X
	Establishments with 10 to 19 employees	1	X	X	X
	Establishments with 20 to 49 employees	—	X	X	X
	Establishments with 50 to 99 employees	1	X	X	X
	Establishments with 100 to 249 employees	—	X	X	X
	Establishments with 250 to 499 employees	1	X	X	X
	Establishments with 500 to 999 employees	—	X	X	X
	Establishments with 1,000 employees or more	—	X	X	X
311999	All other miscellaneous food manufacturing				
	All establishments	6	f	D	D
	Establishments with 1 to 4 employees	—	X	X	X
	Establishments with 5 to 9 employees	3	X	X	X
	Establishments with 10 to 19 employees	1	X	X	X
	Establishments with 20 to 49 employees	—	X	X	X
	Establishments with 50 to 99 employees	1	X	X	X
	Establishments with 100 to 249 employees	—	X	X	X
	Establishments with 250 to 499 employees	1	X	X	X
	Establishments with 500 to 999 employees	—	X	X	X
	Establishments with 1,000 employees or more	—	X	X	X
313	Textile mills				
	All establishments	11	195	1 980	9 129
	Establishments with 1 to 4 employees	2	X	X	X
	Establishments with 5 to 9 employees	1	X	X	X
	Establishments with 10 to 19 employees	4	X	X	X
	Establishments with 20 to 49 employees	4	X	X	X
	Establishments with 50 to 99 employees	—	X	X	X
	Establishments with 100 to 249 employees	—	X	X	X
	Establishments with 250 to 499 employees	—	X	X	X
	Establishments with 500 to 999 employees	—	X	X	X
	Establishments with 1,000 employees or more	—	X	X	X
3132	Fabric mills				
	All establishments	5	115	1 228	6 032
	Establishments with 1 to 4 employees	—	X	X	X
	Establishments with 5 to 9 employees	—	X	X	X
	Establishments with 10 to 19 employees	3	X	X	X
	Establishments with 20 to 49 employees	2	X	X	X
	Establishments with 50 to 99 employees	—	X	X	X
	Establishments with 100 to 249 employees	—	X	X	X
	Establishments with 250 to 499 employees	—	X	X	X
	Establishments with 500 to 999 employees	—	X	X	X
	Establishments with 1,000 employees or more	—	X	X	X
314	Textile product mills				
	All establishments	19	492	2 542	12 175
	Establishments with 1 to 4 employees	5	X	X	X
	Establishments with 5 to 9 employees	5	X	X	X
	Establishments with 10 to 19 employees	4	X	X	X
	Establishments with 20 to 49 employees	2	X	X	X
	Establishments with 50 to 99 employees	1	X	X	X
	Establishments with 100 to 249 employees	2	X	X	X
	Establishments with 250 to 499 employees	—	X	X	X
	Establishments with 500 to 999 employees	—	X	X	X
	Establishments with 1,000 employees or more	—	X	X	X
3141	Textile furnishings mills				
	All establishments	11	228	1 261	6 719
	Establishments with 1 to 4 employees	4	X	X	X
	Establishments with 5 to 9 employees	3	X	X	X
	Establishments with 10 to 19 employees	3	X	X	X
	Establishments with 20 to 49 employees	—	X	X	X
	Establishments with 50 to 99 employees	—	X	X	X
	Establishments with 100 to 249 employees	1	X	X	X
	Establishments with 250 to 499 employees	—	X	X	X
	Establishments with 500 to 999 employees	—	X	X	X
	Establishments with 1,000 employees or more	—	X	X	X

See footnotes at end of table.

Table 5. Establishments, Employees, and Payroll by Industry and Employment Size of Establishments by County: 2004—Con.

[Excludes most government employees, railroad employees, and self-employed persons. Size class 1 to 4 employees includes establishments having payroll, but no employees, during mid-March pay period. For meaning of abbreviations and symbols, see introductory text. For explanation of terms, see Appendix A. For statement on reliability, see the note at the end of the table and Appendix C]

NAICS code	Geography, kind of business, and employment size class	Establishments (number)	Paid employees for pay period including March 12 (number)	First-quarter payroll (\$1,000)	Annual payroll (\$1,000)
	UNION—Con.				
31-33	Manufacturing—Con.				
314	Textile product mills—Con.				
3141	Textile furnishings mills—Con.				
31412	Curtain and linen mills				
	All establishments	10	c	D	D
	Establishments with 1 to 4 employees	4	X	X	X
	Establishments with 5 to 9 employees	3	X	X	X
	Establishments with 10 to 19 employees	2	X	X	X
	Establishments with 20 to 49 employees	—	X	X	X
	Establishments with 50 to 99 employees	—	X	X	X
	Establishments with 100 to 249 employees	1	X	X	X
	Establishments with 250 to 499 employees	—	X	X	X
	Establishments with 500 to 999 employees	—	X	X	X
	Establishments with 1,000 employees or more	—	X	X	X
314129	Other household textile product mills				
	All establishments	3	c	D	D
	Establishments with 1 to 4 employees	2	X	X	X
	Establishments with 5 to 9 employees	—	X	X	X
	Establishments with 10 to 19 employees	—	X	X	X
	Establishments with 20 to 49 employees	—	X	X	X
	Establishments with 50 to 99 employees	—	X	X	X
	Establishments with 100 to 249 employees	1	X	X	X
	Establishments with 250 to 499 employees	—	X	X	X
	Establishments with 500 to 999 employees	—	X	X	X
	Establishments with 1,000 employees or more	—	X	X	X
3149	Other textile product mills				
	All establishments	8	264	1 281	5 456
	Establishments with 1 to 4 employees	1	X	X	X
	Establishments with 5 to 9 employees	2	X	X	X
	Establishments with 10 to 19 employees	1	X	X	X
	Establishments with 20 to 49 employees	2	X	X	X
	Establishments with 50 to 99 employees	1	X	X	X
	Establishments with 100 to 249 employees	1	X	X	X
	Establishments with 250 to 499 employees	—	X	X	X
	Establishments with 500 to 999 employees	—	X	X	X
	Establishments with 1,000 employees or more	—	X	X	X
31499	All other textile product mills				
	All establishments	8	264	1 281	5 456
	Establishments with 1 to 4 employees	1	X	X	X
	Establishments with 5 to 9 employees	2	X	X	X
	Establishments with 10 to 19 employees	1	X	X	X
	Establishments with 20 to 49 employees	2	X	X	X
	Establishments with 50 to 99 employees	1	X	X	X
	Establishments with 100 to 249 employees	1	X	X	X
	Establishments with 250 to 499 employees	—	X	X	X
	Establishments with 500 to 999 employees	—	X	X	X
	Establishments with 1,000 employees or more	—	X	X	X
314999	All other miscellaneous textile product mills				
	All establishments	8	264	1 281	5 456
	Establishments with 1 to 4 employees	1	X	X	X
	Establishments with 5 to 9 employees	2	X	X	X
	Establishments with 10 to 19 employees	1	X	X	X
	Establishments with 20 to 49 employees	2	X	X	X
	Establishments with 50 to 99 employees	1	X	X	X
	Establishments with 100 to 249 employees	1	X	X	X
	Establishments with 250 to 499 employees	—	X	X	X
	Establishments with 500 to 999 employees	—	X	X	X
	Establishments with 1,000 employees or more	—	X	X	X
315	Apparel manufacturing				
	All establishments	19	277	1 845	9 400
	Establishments with 1 to 4 employees	7	X	X	X
	Establishments with 5 to 9 employees	7	X	X	X
	Establishments with 10 to 19 employees	2	X	X	X
	Establishments with 20 to 49 employees	1	X	X	X
	Establishments with 50 to 99 employees	2	X	X	X
	Establishments with 100 to 249 employees	—	X	X	X
	Establishments with 250 to 499 employees	—	X	X	X
	Establishments with 500 to 999 employees	—	X	X	X
	Establishments with 1,000 employees or more	—	X	X	X
3152	Cut and sew apparel manufacturing				
	All establishments	15	204	1 296	6 874
	Establishments with 1 to 4 employees	5	X	X	X
	Establishments with 5 to 9 employees	6	X	X	X
	Establishments with 10 to 19 employees	2	X	X	X
	Establishments with 20 to 49 employees	1	X	X	X
	Establishments with 50 to 99 employees	1	X	X	X
	Establishments with 100 to 249 employees	—	X	X	X
	Establishments with 250 to 499 employees	—	X	X	X
	Establishments with 500 to 999 employees	—	X	X	X
	Establishments with 1,000 employees or more	—	X	X	X

See footnotes at end of table.

Table 5. Establishments, Employees, and Payroll by Industry and Employment Size of Establishments by County: 2004—Con.

[Excludes most government employees, railroad employees, and self-employed persons. Size class 1 to 4 employees includes establishments having payroll, but no employees, during mid-March pay period. For meaning of abbreviations and symbols, see introductory text. For explanation of terms, see Appendix A. For statement on reliability, see the note at the end of the table and Appendix C]

NAICS code	Geography, kind of business, and employment size class	Establishments (number)	Paid employees for pay period including March 12 (number)	First-quarter payroll (\$1,000)	Annual payroll (\$1,000)
	UNION—Con.				
31-33	Manufacturing—Con.				
315	Apparel manufacturing—Con.				
3152	Cut and sew apparel manufacturing—Con.				
31521	Cut and sew apparel contractors				
	All establishments	6	c	D	D
	Establishments with 1 to 4 employees	1	X	X	X
	Establishments with 5 to 9 employees	4	X	X	X
	Establishments with 10 to 19 employees	—	X	X	X
	Establishments with 20 to 49 employees	—	X	X	X
	Establishments with 50 to 99 employees	1	X	X	X
	Establishments with 100 to 249 employees	—	X	X	X
	Establishments with 250 to 499 employees	—	X	X	X
	Establishments with 500 to 999 employees	—	X	X	X
	Establishments with 1,000 employees or more	—	X	X	X
315212	Women's, girls', and infants' cut and sew apparel contractors				
	All establishments	5	116	532	2 422
	Establishments with 1 to 4 employees	1	X	X	X
	Establishments with 5 to 9 employees	3	X	X	X
	Establishments with 10 to 19 employees	—	X	X	X
	Establishments with 20 to 49 employees	—	X	X	X
	Establishments with 50 to 99 employees	1	X	X	X
	Establishments with 100 to 249 employees	—	X	X	X
	Establishments with 250 to 499 employees	—	X	X	X
	Establishments with 500 to 999 employees	—	X	X	X
	Establishments with 1,000 employees or more	—	X	X	X
321	Wood product manufacturing				
	All establishments	8	189	1 868	8 374
	Establishments with 1 to 4 employees	3	X	X	X
	Establishments with 5 to 9 employees	2	X	X	X
	Establishments with 10 to 19 employees	1	X	X	X
	Establishments with 20 to 49 employees	1	X	X	X
	Establishments with 50 to 99 employees	—	X	X	X
	Establishments with 100 to 249 employees	1	X	X	X
	Establishments with 250 to 499 employees	—	X	X	X
	Establishments with 500 to 999 employees	—	X	X	X
	Establishments with 1,000 employees or more	—	X	X	X
3219	Other wood product manufacturing				
	All establishments	7	c	D	D
	Establishments with 1 to 4 employees	2	X	X	X
	Establishments with 5 to 9 employees	2	X	X	X
	Establishments with 10 to 19 employees	1	X	X	X
	Establishments with 20 to 49 employees	1	X	X	X
	Establishments with 50 to 99 employees	—	X	X	X
	Establishments with 100 to 249 employees	1	X	X	X
	Establishments with 250 to 499 employees	—	X	X	X
	Establishments with 500 to 999 employees	—	X	X	X
	Establishments with 1,000 employees or more	—	X	X	X
32191	Millwork				
	All establishments	6	c	D	D
	Establishments with 1 to 4 employees	2	X	X	X
	Establishments with 5 to 9 employees	2	X	X	X
	Establishments with 10 to 19 employees	—	X	X	X
	Establishments with 20 to 49 employees	1	X	X	X
	Establishments with 50 to 99 employees	—	X	X	X
	Establishments with 100 to 249 employees	1	X	X	X
	Establishments with 250 to 499 employees	—	X	X	X
	Establishments with 500 to 999 employees	—	X	X	X
	Establishments with 1,000 employees or more	—	X	X	X
321918	Other millwork (including flooring)				
	All establishments	6	c	D	D
	Establishments with 1 to 4 employees	2	X	X	X
	Establishments with 5 to 9 employees	2	X	X	X
	Establishments with 10 to 19 employees	—	X	X	X
	Establishments with 20 to 49 employees	1	X	X	X
	Establishments with 50 to 99 employees	—	X	X	X
	Establishments with 100 to 249 employees	1	X	X	X
	Establishments with 250 to 499 employees	—	X	X	X
	Establishments with 500 to 999 employees	—	X	X	X
	Establishments with 1,000 employees or more	—	X	X	X
322	Paper manufacturing				
	All establishments	18	1 329	13 048	51 931
	Establishments with 1 to 4 employees	4	X	X	X
	Establishments with 5 to 9 employees	1	X	X	X
	Establishments with 10 to 19 employees	—	X	X	X
	Establishments with 20 to 49 employees	6	X	X	X
	Establishments with 50 to 99 employees	3	X	X	X
	Establishments with 100 to 249 employees	3	X	X	X
	Establishments with 250 to 499 employees	1	X	X	X
	Establishments with 500 to 999 employees	—	X	X	X
	Establishments with 1,000 employees or more	—	X	X	X

See footnotes at end of table.

Table 5. Establishments, Employees, and Payroll by Industry and Employment Size of Establishments by County: 2004—Con.

[Excludes most government employees, railroad employees, and self-employed persons. Size class 1 to 4 employees includes establishments having payroll, but no employees, during mid-March pay period. For meaning of abbreviations and symbols, see introductory text. For explanation of terms, see Appendix A. For statement on reliability, see the note at the end of the table and Appendix C]

NAICS code	Geography, kind of business, and employment size class	Establishments (number)	Paid employees for pay period including March 12 (number)	First-quarter payroll (\$1,000)	Annual payroll (\$1,000)
	UNION—Con.				
31-33	Manufacturing—Con.				
322	Paper manufacturing—Con.				
3221	Pulp, paper, and paperboard mills				
	All establishments	3	c	D	D
	Establishments with 1 to 4 employees	1	X	X	X
	Establishments with 5 to 9 employees	—	X	X	X
	Establishments with 10 to 19 employees	—	X	X	X
	Establishments with 20 to 49 employees	—	X	X	X
	Establishments with 50 to 99 employees	1	X	X	X
	Establishments with 100 to 249 employees	1	X	X	X
	Establishments with 250 to 499 employees	—	X	X	X
	Establishments with 500 to 999 employees	—	X	X	X
	Establishments with 1,000 employees or more	—	X	X	X
32213	Paperboard mills				
	All establishments	2	c	D	D
	Establishments with 1 to 4 employees	—	X	X	X
	Establishments with 5 to 9 employees	—	X	X	X
	Establishments with 10 to 19 employees	—	X	X	X
	Establishments with 20 to 49 employees	—	X	X	X
	Establishments with 50 to 99 employees	1	X	X	X
	Establishments with 100 to 249 employees	1	X	X	X
	Establishments with 250 to 499 employees	—	X	X	X
	Establishments with 500 to 999 employees	—	X	X	X
	Establishments with 1,000 employees or more	—	X	X	X
322130	Paperboard mills				
	All establishments	2	c	D	D
	Establishments with 1 to 4 employees	—	X	X	X
	Establishments with 5 to 9 employees	—	X	X	X
	Establishments with 10 to 19 employees	—	X	X	X
	Establishments with 20 to 49 employees	—	X	X	X
	Establishments with 50 to 99 employees	1	X	X	X
	Establishments with 100 to 249 employees	1	X	X	X
	Establishments with 250 to 499 employees	—	X	X	X
	Establishments with 500 to 999 employees	—	X	X	X
	Establishments with 1,000 employees or more	—	X	X	X
3222	Converted paper product manufacturing				
	All establishments	15	g	D	D
	Establishments with 1 to 4 employees	3	X	X	X
	Establishments with 5 to 9 employees	1	X	X	X
	Establishments with 10 to 19 employees	—	X	X	X
	Establishments with 20 to 49 employees	6	X	X	X
	Establishments with 50 to 99 employees	2	X	X	X
	Establishments with 100 to 249 employees	2	X	X	X
	Establishments with 250 to 499 employees	1	X	X	X
	Establishments with 500 to 999 employees	—	X	X	X
	Establishments with 1,000 employees or more	—	X	X	X
32221	Paperboard container manufacturing				
	All establishments	5	e	D	D
	Establishments with 1 to 4 employees	—	X	X	X
	Establishments with 5 to 9 employees	—	X	X	X
	Establishments with 10 to 19 employees	—	X	X	X
	Establishments with 20 to 49 employees	4	X	X	X
	Establishments with 50 to 99 employees	—	X	X	X
	Establishments with 100 to 249 employees	1	X	X	X
	Establishments with 250 to 499 employees	—	X	X	X
	Establishments with 500 to 999 employees	—	X	X	X
	Establishments with 1,000 employees or more	—	X	X	X
322211	Corrugated and solid fiber box manufacturing				
	All establishments	3	125	1 583	6 429
	Establishments with 1 to 4 employees	—	X	X	X
	Establishments with 5 to 9 employees	—	X	X	X
	Establishments with 10 to 19 employees	—	X	X	X
	Establishments with 20 to 49 employees	3	X	X	X
	Establishments with 50 to 99 employees	—	X	X	X
	Establishments with 100 to 249 employees	—	X	X	X
	Establishments with 250 to 499 employees	—	X	X	X
	Establishments with 500 to 999 employees	—	X	X	X
	Establishments with 1,000 employees or more	—	X	X	X
322213	Setup paperboard box manufacturing				
	All establishments	1	c	D	D
	Establishments with 1 to 4 employees	—	X	X	X
	Establishments with 5 to 9 employees	—	X	X	X
	Establishments with 10 to 19 employees	—	X	X	X
	Establishments with 20 to 49 employees	—	X	X	X
	Establishments with 50 to 99 employees	—	X	X	X
	Establishments with 100 to 249 employees	1	X	X	X
	Establishments with 250 to 499 employees	—	X	X	X
	Establishments with 500 to 999 employees	—	X	X	X
	Establishments with 1,000 employees or more	—	X	X	X

See footnotes at end of table.

Table 5. Establishments, Employees, and Payroll by Industry and Employment Size of Establishments by County: 2004—Con.

[Excludes most government employees, railroad employees, and self-employed persons. Size class 1 to 4 employees includes establishments having payroll, but no employees, during mid-March pay period. For meaning of abbreviations and symbols, see introductory text. For explanation of terms, see Appendix A. For statement on reliability, see the note at the end of the table and Appendix C]

NAICS code	Geography, kind of business, and employment size class	Establishments (number)	Paid employees for pay period including March 12 (number)	First-quarter payroll (\$1,000)	Annual payroll (\$1,000)
	UNION—Con.				
31-33	Manufacturing—Con.				
322	Paper manufacturing—Con.				
3222	Converted paper product manufacturing—Con.				
32222	Paper bag and coated and treated paper manufacturing				
	All establishments	6	510	4 293	17 775
	Establishments with 1 to 4 employees	1	X	X	X
	Establishments with 5 to 9 employees	1	X	X	X
	Establishments with 10 to 19 employees	—	X	X	X
	Establishments with 20 to 49 employees	2	X	X	X
	Establishments with 50 to 99 employees	1	X	X	X
	Establishments with 100 to 249 employees	—	X	X	X
	Establishments with 250 to 499 employees	1	X	X	X
	Establishments with 500 to 999 employees	—	X	X	X
	Establishments with 1,000 employees or more	—	X	X	X
322222	Coated and laminated paper manufacturing				
	All establishments	3	c	D	D
	Establishments with 1 to 4 employees	1	X	X	X
	Establishments with 5 to 9 employees	—	X	X	X
	Establishments with 10 to 19 employees	—	X	X	X
	Establishments with 20 to 49 employees	1	X	X	X
	Establishments with 50 to 99 employees	1	X	X	X
	Establishments with 100 to 249 employees	—	X	X	X
	Establishments with 250 to 499 employees	—	X	X	X
	Establishments with 500 to 999 employees	—	X	X	X
	Establishments with 1,000 employees or more	—	X	X	X
322224	Uncoated paper and multiwall bag manufacturing				
	All establishments	1	e	D	D
	Establishments with 1 to 4 employees	—	X	X	X
	Establishments with 5 to 9 employees	—	X	X	X
	Establishments with 10 to 19 employees	—	X	X	X
	Establishments with 20 to 49 employees	—	X	X	X
	Establishments with 50 to 99 employees	—	X	X	X
	Establishments with 100 to 249 employees	—	X	X	X
	Establishments with 250 to 499 employees	1	X	X	X
	Establishments with 500 to 999 employees	—	X	X	X
	Establishments with 1,000 employees or more	—	X	X	X
32223	Stationery product manufacturing				
	All establishments	3	e	D	D
	Establishments with 1 to 4 employees	1	X	X	X
	Establishments with 5 to 9 employees	—	X	X	X
	Establishments with 10 to 19 employees	—	X	X	X
	Establishments with 20 to 49 employees	—	X	X	X
	Establishments with 50 to 99 employees	1	X	X	X
	Establishments with 100 to 249 employees	1	X	X	X
	Establishments with 250 to 499 employees	—	X	X	X
	Establishments with 500 to 999 employees	—	X	X	X
	Establishments with 1,000 employees or more	—	X	X	X
322232	Envelope manufacturing				
	All establishments	1	c	D	D
	Establishments with 1 to 4 employees	—	X	X	X
	Establishments with 5 to 9 employees	—	X	X	X
	Establishments with 10 to 19 employees	—	X	X	X
	Establishments with 20 to 49 employees	—	X	X	X
	Establishments with 50 to 99 employees	—	X	X	X
	Establishments with 100 to 249 employees	1	X	X	X
	Establishments with 250 to 499 employees	—	X	X	X
	Establishments with 500 to 999 employees	—	X	X	X
	Establishments with 1,000 employees or more	—	X	X	X
323	Printing and related support activities				
	All establishments	106	1 779	15 953	72 580
	Establishments with 1 to 4 employees	53	X	X	X
	Establishments with 5 to 9 employees	15	X	X	X
	Establishments with 10 to 19 employees	18	X	X	X
	Establishments with 20 to 49 employees	11	X	X	X
	Establishments with 50 to 99 employees	6	X	X	X
	Establishments with 100 to 249 employees	3	X	X	X
	Establishments with 250 to 499 employees	—	X	X	X
	Establishments with 500 to 999 employees	—	X	X	X
	Establishments with 1,000 employees or more	—	X	X	X
3231	Printing and related support activities				
	All establishments	106	1 779	15 953	72 580
	Establishments with 1 to 4 employees	53	X	X	X
	Establishments with 5 to 9 employees	15	X	X	X
	Establishments with 10 to 19 employees	18	X	X	X
	Establishments with 20 to 49 employees	11	X	X	X
	Establishments with 50 to 99 employees	6	X	X	X
	Establishments with 100 to 249 employees	3	X	X	X
	Establishments with 250 to 499 employees	—	X	X	X
	Establishments with 500 to 999 employees	—	X	X	X
	Establishments with 1,000 employees or more	—	X	X	X

See footnotes at end of table.

Table 5. Establishments, Employees, and Payroll by Industry and Employment Size of Establishments by County: 2004—Con.

[Excludes most government employees, railroad employees, and self-employed persons. Size class 1 to 4 employees includes establishments having payroll, but no employees, during mid-March pay period. For meaning of abbreviations and symbols, see introductory text. For explanation of terms, see Appendix A. For statement on reliability, see the note at the end of the table and Appendix C]

NAICS code	Geography, kind of business, and employment size class	Establishments (number)	Paid employees for pay period including March 12 (number)	First-quarter payroll (\$1,000)	Annual payroll (\$1,000)
31-33	UNION—Con.				
	Manufacturing—Con.				
323	Printing and related support activities—Con.				
3231	Printing and related support activities—Con.				
32311	Printing				
	All establishments	91	1 606	14 708	66 308
	Establishments with 1 to 4 employees	44	X	X	X
	Establishments with 5 to 9 employees	15	X	X	X
	Establishments with 10 to 19 employees	15	X	X	X
	Establishments with 20 to 49 employees	9	X	X	X
	Establishments with 50 to 99 employees	5	X	X	X
	Establishments with 100 to 249 employees	3	X	X	X
	Establishments with 250 to 499 employees	—	X	X	X
	Establishments with 500 to 999 employees	—	X	X	X
	Establishments with 1,000 employees or more	—	X	X	X
323110	Commercial lithographic printing				
	All establishments	47	985	9 863	44 783
	Establishments with 1 to 4 employees	19	X	X	X
	Establishments with 5 to 9 employees	9	X	X	X
	Establishments with 10 to 19 employees	9	X	X	X
	Establishments with 20 to 49 employees	7	X	X	X
	Establishments with 50 to 99 employees	1	X	X	X
	Establishments with 100 to 249 employees	2	X	X	X
	Establishments with 250 to 499 employees	—	X	X	X
	Establishments with 500 to 999 employees	—	X	X	X
	Establishments with 1,000 employees or more	—	X	X	X
323113	Commercial screen printing				
	All establishments	13	216	1 218	6 650
	Establishments with 1 to 4 employees	6	X	X	X
	Establishments with 5 to 9 employees	2	X	X	X
	Establishments with 10 to 19 employees	1	X	X	X
	Establishments with 20 to 49 employees	2	X	X	X
	Establishments with 50 to 99 employees	2	X	X	X
	Establishments with 100 to 249 employees	—	X	X	X
	Establishments with 250 to 499 employees	—	X	X	X
	Establishments with 500 to 999 employees	—	X	X	X
	Establishments with 1,000 employees or more	—	X	X	X
323114	Quick printing				
	All establishments	19	130	930	4 154
	Establishments with 1 to 4 employees	14	X	X	X
	Establishments with 5 to 9 employees	3	X	X	X
	Establishments with 10 to 19 employees	1	X	X	X
	Establishments with 20 to 49 employees	—	X	X	X
	Establishments with 50 to 99 employees	1	X	X	X
	Establishments with 100 to 249 employees	—	X	X	X
	Establishments with 250 to 499 employees	—	X	X	X
	Establishments with 500 to 999 employees	—	X	X	X
	Establishments with 1,000 employees or more	—	X	X	X
323116	Manifold business forms printing				
	All establishments	1	c	D	D
	Establishments with 1 to 4 employees	—	X	X	X
	Establishments with 5 to 9 employees	—	X	X	X
	Establishments with 10 to 19 employees	—	X	X	X
	Establishments with 20 to 49 employees	—	X	X	X
	Establishments with 50 to 99 employees	—	X	X	X
	Establishments with 100 to 249 employees	1	X	X	X
	Establishments with 250 to 499 employees	—	X	X	X
	Establishments with 500 to 999 employees	—	X	X	X
	Establishments with 1,000 employees or more	—	X	X	X
32312	Support activities for printing				
	All establishments	15	173	1 245	6 272
	Establishments with 1 to 4 employees	9	X	X	X
	Establishments with 5 to 9 employees	—	X	X	X
	Establishments with 10 to 19 employees	3	X	X	X
	Establishments with 20 to 49 employees	2	X	X	X
	Establishments with 50 to 99 employees	1	X	X	X
	Establishments with 100 to 249 employees	—	X	X	X
	Establishments with 250 to 499 employees	—	X	X	X
	Establishments with 500 to 999 employees	—	X	X	X
	Establishments with 1,000 employees or more	—	X	X	X
323121	Tradebinding and related work				
	All establishments	5	108	758	4 221
	Establishments with 1 to 4 employees	2	X	X	X
	Establishments with 5 to 9 employees	—	X	X	X
	Establishments with 10 to 19 employees	1	X	X	X
	Establishments with 20 to 49 employees	1	X	X	X
	Establishments with 50 to 99 employees	1	X	X	X
	Establishments with 100 to 249 employees	—	X	X	X
	Establishments with 250 to 499 employees	—	X	X	X
	Establishments with 500 to 999 employees	—	X	X	X
	Establishments with 1,000 employees or more	—	X	X	X

See footnotes at end of table.

Table 5. Establishments, Employees, and Payroll by Industry and Employment Size of Establishments by County: 2004—Con.

[Excludes most government employees, railroad employees, and self-employed persons. Size class 1 to 4 employees includes establishments having payroll, but no employees, during mid-March pay period. For meaning of abbreviations and symbols, see introductory text. For explanation of terms, see Appendix A. For statement on reliability, see the note at the end of the table and Appendix C]

NAICS code	Geography, kind of business, and employment size class	Establishments (number)	Paid employees for pay period including March 12 (number)	First-quarter payroll (\$1,000)	Annual payroll (\$1,000)
	UNION—Con.				
31-33	Manufacturing—Con.				
324	Petroleum and coal products manufacturing				
	All establishments	3	g	D	D
	Establishments with 1 to 4 employees	—	X	X	X
	Establishments with 5 to 9 employees	—	X	X	X
	Establishments with 10 to 19 employees	—	X	X	X
	Establishments with 20 to 49 employees	1	X	X	X
	Establishments with 50 to 99 employees	1	X	X	X
	Establishments with 100 to 249 employees	—	X	X	X
	Establishments with 250 to 499 employees	—	X	X	X
	Establishments with 500 to 999 employees	1	X	X	X
	Establishments with 1,000 employees or more	—	X	X	X
3241	Petroleum and coal products manufacturing				
	All establishments	3	g	D	D
	Establishments with 1 to 4 employees	—	X	X	X
	Establishments with 5 to 9 employees	—	X	X	X
	Establishments with 10 to 19 employees	—	X	X	X
	Establishments with 20 to 49 employees	1	X	X	X
	Establishments with 50 to 99 employees	1	X	X	X
	Establishments with 100 to 249 employees	—	X	X	X
	Establishments with 250 to 499 employees	—	X	X	X
	Establishments with 500 to 999 employees	1	X	X	X
	Establishments with 1,000 employees or more	—	X	X	X
32411	Petroleum refineries				
	All establishments	1	f	D	D
	Establishments with 1 to 4 employees	—	X	X	X
	Establishments with 5 to 9 employees	—	X	X	X
	Establishments with 10 to 19 employees	—	X	X	X
	Establishments with 20 to 49 employees	—	X	X	X
	Establishments with 50 to 99 employees	—	X	X	X
	Establishments with 100 to 249 employees	—	X	X	X
	Establishments with 250 to 499 employees	—	X	X	X
	Establishments with 500 to 999 employees	1	X	X	X
	Establishments with 1,000 employees or more	—	X	X	X
324110	Petroleum refineries				
	All establishments	1	f	D	D
	Establishments with 1 to 4 employees	—	X	X	X
	Establishments with 5 to 9 employees	—	X	X	X
	Establishments with 10 to 19 employees	—	X	X	X
	Establishments with 20 to 49 employees	—	X	X	X
	Establishments with 50 to 99 employees	—	X	X	X
	Establishments with 100 to 249 employees	—	X	X	X
	Establishments with 250 to 499 employees	—	X	X	X
	Establishments with 500 to 999 employees	1	X	X	X
	Establishments with 1,000 employees or more	—	X	X	X
325	Chemical manufacturing				
	All establishments	45	7 848	123 028	480 462
	Establishments with 1 to 4 employees	16	X	X	X
	Establishments with 5 to 9 employees	4	X	X	X
	Establishments with 10 to 19 employees	5	X	X	X
	Establishments with 20 to 49 employees	8	X	X	X
	Establishments with 50 to 99 employees	2	X	X	X
	Establishments with 100 to 249 employees	4	X	X	X
	Establishments with 250 to 499 employees	3	X	X	X
	Establishments with 500 to 999 employees	1	X	X	X
	Establishments with 1,000 employees or more	2	X	X	X
3251	Basic chemical manufacturing				
	All establishments	7	668	12 400	54 589
	Establishments with 1 to 4 employees	2	X	X	X
	Establishments with 5 to 9 employees	2	X	X	X
	Establishments with 10 to 19 employees	—	X	X	X
	Establishments with 20 to 49 employees	—	X	X	X
	Establishments with 50 to 99 employees	1	X	X	X
	Establishments with 100 to 249 employees	1	X	X	X
	Establishments with 250 to 499 employees	1	X	X	X
	Establishments with 500 to 999 employees	—	X	X	X
	Establishments with 1,000 employees or more	—	X	X	X
32513	Synthetic dye and pigment manufacturing				
	All establishments	2	c	D	D
	Establishments with 1 to 4 employees	—	X	X	X
	Establishments with 5 to 9 employees	1	X	X	X
	Establishments with 10 to 19 employees	—	X	X	X
	Establishments with 20 to 49 employees	—	X	X	X
	Establishments with 50 to 99 employees	—	X	X	X
	Establishments with 100 to 249 employees	1	X	X	X
	Establishments with 250 to 499 employees	—	X	X	X
	Establishments with 500 to 999 employees	—	X	X	X
	Establishments with 1,000 employees or more	—	X	X	X

See footnotes at end of table.

Table 5. Establishments, Employees, and Payroll by Industry and Employment Size of Establishments by County: 2004—Con.

[Excludes most government employees, railroad employees, and self-employed persons. Size class 1 to 4 employees includes establishments having payroll, but no employees, during mid-March pay period. For meaning of abbreviations and symbols, see introductory text. For explanation of terms, see Appendix A. For statement on reliability, see the note at the end of the table and Appendix C]

NAICS code	Geography, kind of business, and employment size class	Establishments (number)	Paid employees for pay period including March 12 (number)	First-quarter payroll (\$1,000)	Annual payroll (\$1,000)
	UNION—Con.				
31-33	Manufacturing—Con.				
325	Chemical manufacturing—Con.				
3251	Basic chemical manufacturing—Con.				
32513	Synthetic dye and pigment manufacturing—Con.				
325132	Synthetic organic dye and pigment manufacturing				
	All establishments	2	c	D	D
	Establishments with 1 to 4 employees	—	X	X	X
	Establishments with 5 to 9 employees	1	X	X	X
	Establishments with 10 to 19 employees	—	X	X	X
	Establishments with 20 to 49 employees	—	X	X	X
	Establishments with 50 to 99 employees	—	X	X	X
	Establishments with 100 to 249 employees	1	X	X	X
	Establishments with 250 to 499 employees	—	X	X	X
	Establishments with 500 to 999 employees	—	X	X	X
	Establishments with 1,000 employees or more	—	X	X	X
32519	Other basic organic chemical manufacturing				
	All establishments	3	e	D	D
	Establishments with 1 to 4 employees	1	X	X	X
	Establishments with 5 to 9 employees	1	X	X	X
	Establishments with 10 to 19 employees	—	X	X	X
	Establishments with 20 to 49 employees	—	X	X	X
	Establishments with 50 to 99 employees	—	X	X	X
	Establishments with 100 to 249 employees	—	X	X	X
	Establishments with 250 to 499 employees	1	X	X	X
	Establishments with 500 to 999 employees	—	X	X	X
	Establishments with 1,000 employees or more	—	X	X	X
325199	All other basic organic chemical manufacturing				
	All establishments	3	e	D	D
	Establishments with 1 to 4 employees	1	X	X	X
	Establishments with 5 to 9 employees	1	X	X	X
	Establishments with 10 to 19 employees	—	X	X	X
	Establishments with 20 to 49 employees	—	X	X	X
	Establishments with 50 to 99 employees	—	X	X	X
	Establishments with 100 to 249 employees	—	X	X	X
	Establishments with 250 to 499 employees	1	X	X	X
	Establishments with 500 to 999 employees	—	X	X	X
	Establishments with 1,000 employees or more	—	X	X	X
3252	Resin, synthetic rubber, and artificial synthetic fibers and filaments manufacturing				
	All establishments	3	c	D	D
	Establishments with 1 to 4 employees	—	X	X	X
	Establishments with 5 to 9 employees	—	X	X	X
	Establishments with 10 to 19 employees	1	X	X	X
	Establishments with 20 to 49 employees	1	X	X	X
	Establishments with 50 to 99 employees	—	X	X	X
	Establishments with 100 to 249 employees	—	X	X	X
	Establishments with 250 to 499 employees	—	X	X	X
	Establishments with 500 to 999 employees	—	X	X	X
	Establishments with 1,000 employees or more	—	X	X	X
32521	Resin and synthetic rubber manufacturing				
	All establishments	3	c	D	D
	Establishments with 1 to 4 employees	—	X	X	X
	Establishments with 5 to 9 employees	—	X	X	X
	Establishments with 10 to 19 employees	1	X	X	X
	Establishments with 20 to 49 employees	1	X	X	X
	Establishments with 50 to 99 employees	—	X	X	X
	Establishments with 100 to 249 employees	—	X	X	X
	Establishments with 250 to 499 employees	—	X	X	X
	Establishments with 500 to 999 employees	—	X	X	X
	Establishments with 1,000 employees or more	—	X	X	X
325211	Plastics material and resin manufacturing				
	All establishments	3	c	D	D
	Establishments with 1 to 4 employees	—	X	X	X
	Establishments with 5 to 9 employees	—	X	X	X
	Establishments with 10 to 19 employees	1	X	X	X
	Establishments with 20 to 49 employees	1	X	X	X
	Establishments with 50 to 99 employees	—	X	X	X
	Establishments with 100 to 249 employees	—	X	X	X
	Establishments with 250 to 499 employees	—	X	X	X
	Establishments with 500 to 999 employees	—	X	X	X
	Establishments with 1,000 employees or more	—	X	X	X
3254	Pharmaceutical and medicine manufacturing				
	All establishments	6	5 622	90 673	347 417
	Establishments with 1 to 4 employees	1	X	X	X
	Establishments with 5 to 9 employees	—	X	X	X
	Establishments with 10 to 19 employees	2	X	X	X
	Establishments with 20 to 49 employees	—	X	X	X
	Establishments with 50 to 99 employees	—	X	X	X
	Establishments with 100 to 249 employees	—	X	X	X
	Establishments with 250 to 499 employees	—	X	X	X

See footnotes at end of table.

Table 5. Establishments, Employees, and Payroll by Industry and Employment Size of Establishments by County: 2004—Con.

[Excludes most government employees, railroad employees, and self-employed persons. Size class 1 to 4 employees includes establishments having payroll, but no employees, during mid-March pay period. For meaning of abbreviations and symbols, see introductory text. For explanation of terms, see Appendix A. For statement on reliability, see the note at the end of the table and Appendix C]

NAICS code	Geography, kind of business, and employment size class	Establishments (number)	Paid employees for pay period including March 12 (number)	First-quarter payroll (\$1,000)	Annual payroll (\$1,000)
	UNION—Con.				
31-33	Manufacturing—Con.				
325	Chemical manufacturing—Con.				
3254	Pharmaceutical and medicine manufacturing—Con.				
	All establishments—Con.				
	Establishments with 500 to 999 employees	1	X	X	X
	Establishments with 1,000 employees or more	2	X	X	X
32541	Pharmaceutical and medicine manufacturing				
	All establishments	6	5 622	90 673	347 417
	Establishments with 1 to 4 employees	1	X	X	X
	Establishments with 5 to 9 employees	—	X	X	X
	Establishments with 10 to 19 employees	2	X	X	X
	Establishments with 20 to 49 employees	—	X	X	X
	Establishments with 50 to 99 employees	—	X	X	X
	Establishments with 100 to 249 employees	—	X	X	X
	Establishments with 250 to 499 employees	—	X	X	X
	Establishments with 500 to 999 employees	1	X	X	X
	Establishments with 1,000 employees or more	2	X	X	X
325411	Medicinal and botanical manufacturing				
	All establishments	2	g	D	D
	Establishments with 1 to 4 employees	1	X	X	X
	Establishments with 5 to 9 employees	—	X	X	X
	Establishments with 10 to 19 employees	—	X	X	X
	Establishments with 20 to 49 employees	—	X	X	X
	Establishments with 50 to 99 employees	—	X	X	X
	Establishments with 100 to 249 employees	—	X	X	X
	Establishments with 250 to 499 employees	—	X	X	X
	Establishments with 500 to 999 employees	—	X	X	X
	Establishments with 1,000 employees or more	1	X	X	X
325412	Pharmaceutical preparation manufacturing				
	All establishments	4	h	D	D
	Establishments with 1 to 4 employees	—	X	X	X
	Establishments with 5 to 9 employees	—	X	X	X
	Establishments with 10 to 19 employees	2	X	X	X
	Establishments with 20 to 49 employees	—	X	X	X
	Establishments with 50 to 99 employees	—	X	X	X
	Establishments with 100 to 249 employees	—	X	X	X
	Establishments with 250 to 499 employees	—	X	X	X
	Establishments with 500 to 999 employees	1	X	X	X
	Establishments with 1,000 employees or more	1	X	X	X
3256	Soap, cleaning compound, and toilet preparation manufacturing				
	All establishments	11	947	13 252	47 885
	Establishments with 1 to 4 employees	5	X	X	X
	Establishments with 5 to 9 employees	—	X	X	X
	Establishments with 10 to 19 employees	—	X	X	X
	Establishments with 20 to 49 employees	3	X	X	X
	Establishments with 50 to 99 employees	—	X	X	X
	Establishments with 100 to 249 employees	1	X	X	X
	Establishments with 250 to 499 employees	2	X	X	X
	Establishments with 500 to 999 employees	—	X	X	X
	Establishments with 1,000 employees or more	—	X	X	X
32562	Toilet preparation manufacturing				
	All establishments	6	f	D	D
	Establishments with 1 to 4 employees	3	X	X	X
	Establishments with 5 to 9 employees	—	X	X	X
	Establishments with 10 to 19 employees	—	X	X	X
	Establishments with 20 to 49 employees	—	X	X	X
	Establishments with 50 to 99 employees	—	X	X	X
	Establishments with 100 to 249 employees	1	X	X	X
	Establishments with 250 to 499 employees	2	X	X	X
	Establishments with 500 to 999 employees	—	X	X	X
	Establishments with 1,000 employees or more	—	X	X	X
325620	Toilet preparation manufacturing				
	All establishments	6	f	D	D
	Establishments with 1 to 4 employees	3	X	X	X
	Establishments with 5 to 9 employees	—	X	X	X
	Establishments with 10 to 19 employees	—	X	X	X
	Establishments with 20 to 49 employees	—	X	X	X
	Establishments with 50 to 99 employees	—	X	X	X
	Establishments with 100 to 249 employees	1	X	X	X
	Establishments with 250 to 499 employees	2	X	X	X
	Establishments with 500 to 999 employees	—	X	X	X
	Establishments with 1,000 employees or more	—	X	X	X
3259	Other chemical product and preparation manufacturing				
	All establishments	13	448	5 137	23 550
	Establishments with 1 to 4 employees	5	X	X	X
	Establishments with 5 to 9 employees	2	X	X	X
	Establishments with 10 to 19 employees	2	X	X	X
	Establishments with 20 to 49 employees	2	X	X	X
	Establishments with 50 to 99 employees	—	X	X	X
	Establishments with 100 to 249 employees	2	X	X	X

See footnotes at end of table.

Table 5. Establishments, Employees, and Payroll by Industry and Employment Size of Establishments by County: 2004—Con.

[Excludes most government employees, railroad employees, and self-employed persons. Size class 1 to 4 employees includes establishments having payroll, but no employees, during mid-March pay period. For meaning of abbreviations and symbols, see introductory text. For explanation of terms, see Appendix A. For statement on reliability, see the note at the end of the table and Appendix C]

NAICS code	Geography, kind of business, and employment size class	Establishments (number)	Paid employees for pay period including March 12 (number)	First-quarter payroll (\$1,000)	Annual payroll (\$1,000)
	UNION—Con.				
31-33	Manufacturing—Con.				
325	Chemical manufacturing—Con.				
3259	Other chemical product and preparation manufacturing—Con.				
	All establishments—Con.				
	Establishments with 250 to 499 employees	—	X	X	X
	Establishments with 500 to 999 employees	—	X	X	X
	Establishments with 1,000 employees or more	—	X	X	X
32599	All other chemical product and preparation manufacturing				
	All establishments	11	e	D	D
	Establishments with 1 to 4 employees	4	X	X	X
	Establishments with 5 to 9 employees	1	X	X	X
	Establishments with 10 to 19 employees	2	X	X	X
	Establishments with 20 to 49 employees	2	X	X	X
	Establishments with 50 to 99 employees	—	X	X	X
	Establishments with 100 to 249 employees	2	X	X	X
	Establishments with 250 to 499 employees	—	X	X	X
	Establishments with 500 to 999 employees	—	X	X	X
	Establishments with 1,000 employees or more	—	X	X	X
325991	Custom compounding of purchased resins				
	All establishments	3	192	1 846	8 066
	Establishments with 1 to 4 employees	—	X	X	X
	Establishments with 5 to 9 employees	—	X	X	X
	Establishments with 10 to 19 employees	—	X	X	X
	Establishments with 20 to 49 employees	2	X	X	X
	Establishments with 50 to 99 employees	—	X	X	X
	Establishments with 100 to 249 employees	1	X	X	X
	Establishments with 250 to 499 employees	—	X	X	X
	Establishments with 500 to 999 employees	—	X	X	X
	Establishments with 1,000 employees or more	—	X	X	X
325998	All other miscellaneous chemical product and preparation manufacturing				
	All establishments	6	241	3 091	14 811
	Establishments with 1 to 4 employees	2	X	X	X
	Establishments with 5 to 9 employees	1	X	X	X
	Establishments with 10 to 19 employees	2	X	X	X
	Establishments with 20 to 49 employees	—	X	X	X
	Establishments with 50 to 99 employees	—	X	X	X
	Establishments with 100 to 249 employees	1	X	X	X
	Establishments with 250 to 499 employees	—	X	X	X
	Establishments with 500 to 999 employees	—	X	X	X
	Establishments with 1,000 employees or more	—	X	X	X
326	Plastics and rubber products manufacturing				
	All establishments	58	2 715	19 442	86 536
	Establishments with 1 to 4 employees	8	X	X	X
	Establishments with 5 to 9 employees	6	X	X	X
	Establishments with 10 to 19 employees	18	X	X	X
	Establishments with 20 to 49 employees	13	X	X	X
	Establishments with 50 to 99 employees	7	X	X	X
	Establishments with 100 to 249 employees	4	X	X	X
	Establishments with 250 to 499 employees	2	X	X	X
	Establishments with 500 to 999 employees	—	X	X	X
	Establishments with 1,000 employees or more	—	X	X	X
3261	Plastics product manufacturing				
	All establishments	52	2 414	17 037	75 000
	Establishments with 1 to 4 employees	8	X	X	X
	Establishments with 5 to 9 employees	4	X	X	X
	Establishments with 10 to 19 employees	16	X	X	X
	Establishments with 20 to 49 employees	12	X	X	X
	Establishments with 50 to 99 employees	7	X	X	X
	Establishments with 100 to 249 employees	3	X	X	X
	Establishments with 250 to 499 employees	2	X	X	X
	Establishments with 500 to 999 employees	—	X	X	X
	Establishments with 1,000 employees or more	—	X	X	X
32611	Plastics packaging materials and unlaminated film and sheet manufacturing				
	All establishments	8	212	1 771	7 330
	Establishments with 1 to 4 employees	1	X	X	X
	Establishments with 5 to 9 employees	1	X	X	X
	Establishments with 10 to 19 employees	3	X	X	X
	Establishments with 20 to 49 employees	1	X	X	X
	Establishments with 50 to 99 employees	2	X	X	X
	Establishments with 100 to 249 employees	—	X	X	X
	Establishments with 250 to 499 employees	—	X	X	X
	Establishments with 500 to 999 employees	—	X	X	X
	Establishments with 1,000 employees or more	—	X	X	X

See footnotes at end of table.

Table 5. Establishments, Employees, and Payroll by Industry and Employment Size of Establishments by County: 2004—Con.

[Excludes most government employees, railroad employees, and self-employed persons. Size class 1 to 4 employees includes establishments having payroll, but no employees, during mid-March pay period. For meaning of abbreviations and symbols, see introductory text. For explanation of terms, see Appendix A. For statement on reliability, see the note at the end of the table and Appendix C]

NAICS code	Geography, kind of business, and employment size class	Establishments (number)	Paid employees for pay period including March 12 (number)	First-quarter payroll (\$1,000)	Annual payroll (\$1,000)
	UNION—Con.				
31-33	Manufacturing—Con.				
326	Plastics and rubber products manufacturing—Con.				
3261	Plastics product manufacturing—Con.				
32611	Plastics packaging materials and unlaminated film and sheet manufacturing—Con.				
326113	Unlaminated plastics film and sheet (except packaging) manufacturing				
	All establishments	5	121	894	3 659
	Establishments with 1 to 4 employees	1	X	X	X
	Establishments with 5 to 9 employees	1	X	X	X
	Establishments with 10 to 19 employees	1	X	X	X
	Establishments with 20 to 49 employees	1	X	X	X
	Establishments with 50 to 99 employees	1	X	X	X
	Establishments with 100 to 249 employees	—	X	X	X
	Establishments with 250 to 499 employees	—	X	X	X
	Establishments with 500 to 999 employees	—	X	X	X
	Establishments with 1,000 employees or more	—	X	X	X
32612	Plastics pipe, pipe fitting, and unlaminated profile shape manufacturing				
	All establishments	5	204	1 824	8 114
	Establishments with 1 to 4 employees	—	X	X	X
	Establishments with 5 to 9 employees	—	X	X	X
	Establishments with 10 to 19 employees	—	X	X	X
	Establishments with 20 to 49 employees	4	X	X	X
	Establishments with 50 to 99 employees	1	X	X	X
	Establishments with 100 to 249 employees	—	X	X	X
	Establishments with 250 to 499 employees	—	X	X	X
	Establishments with 500 to 999 employees	—	X	X	X
	Establishments with 1,000 employees or more	—	X	X	X
326121	Unlaminated plastics profile shape manufacturing				
	All establishments	5	204	1 824	8 114
	Establishments with 1 to 4 employees	—	X	X	X
	Establishments with 5 to 9 employees	—	X	X	X
	Establishments with 10 to 19 employees	—	X	X	X
	Establishments with 20 to 49 employees	4	X	X	X
	Establishments with 50 to 99 employees	1	X	X	X
	Establishments with 100 to 249 employees	—	X	X	X
	Establishments with 250 to 499 employees	—	X	X	X
	Establishments with 500 to 999 employees	—	X	X	X
	Establishments with 1,000 employees or more	—	X	X	X
32619	Other plastics product manufacturing				
	All establishments	31	1 819	11 528	52 093
	Establishments with 1 to 4 employees	6	X	X	X
	Establishments with 5 to 9 employees	2	X	X	X
	Establishments with 10 to 19 employees	9	X	X	X
	Establishments with 20 to 49 employees	6	X	X	X
	Establishments with 50 to 99 employees	3	X	X	X
	Establishments with 100 to 249 employees	3	X	X	X
	Establishments with 250 to 499 employees	2	X	X	X
	Establishments with 500 to 999 employees	—	X	X	X
	Establishments with 1,000 employees or more	—	X	X	X
326199	All other plastics product manufacturing				
	All establishments	29	g	D	D
	Establishments with 1 to 4 employees	5	X	X	X
	Establishments with 5 to 9 employees	1	X	X	X
	Establishments with 10 to 19 employees	9	X	X	X
	Establishments with 20 to 49 employees	6	X	X	X
	Establishments with 50 to 99 employees	3	X	X	X
	Establishments with 100 to 249 employees	3	X	X	X
	Establishments with 250 to 499 employees	2	X	X	X
	Establishments with 500 to 999 employees	—	X	X	X
	Establishments with 1,000 employees or more	—	X	X	X
3262	Rubber product manufacturing				
	All establishments	6	301	2 405	11 536
	Establishments with 1 to 4 employees	—	X	X	X
	Establishments with 5 to 9 employees	2	X	X	X
	Establishments with 10 to 19 employees	2	X	X	X
	Establishments with 20 to 49 employees	1	X	X	X
	Establishments with 50 to 99 employees	—	X	X	X
	Establishments with 100 to 249 employees	1	X	X	X
	Establishments with 250 to 499 employees	—	X	X	X
	Establishments with 500 to 999 employees	—	X	X	X
	Establishments with 1,000 employees or more	—	X	X	X
32621	Tire manufacturing				
	All establishments	3	242	1 726	8 027
	Establishments with 1 to 4 employees	—	X	X	X
	Establishments with 5 to 9 employees	—	X	X	X
	Establishments with 10 to 19 employees	2	X	X	X
	Establishments with 20 to 49 employees	—	X	X	X
	Establishments with 50 to 99 employees	—	X	X	X
	Establishments with 100 to 249 employees	1	X	X	X
	Establishments with 250 to 499 employees	—	X	X	X

See footnotes at end of table.

Table 5. Establishments, Employees, and Payroll by Industry and Employment Size of Establishments by County: 2004—Con.

[Excludes most government employees, railroad employees, and self-employed persons. Size class 1 to 4 employees includes establishments having payroll, but no employees, during mid-March pay period. For meaning of abbreviations and symbols, see introductory text. For explanation of terms, see Appendix A. For statement on reliability, see the note at the end of the table and Appendix C]

NAICS code	Geography, kind of business, and employment size class	Establishments (number)	Paid employees for pay period including March 12 (number)	First-quarter payroll (\$1,000)	Annual payroll (\$1,000)
	UNION—Con.				
31-33	Manufacturing—Con.				
326	Plastics and rubber products manufacturing—Con.				
3262	Rubber product manufacturing—Con.				
32621	Tire manufacturing—Con.				
	All establishments—Con.				
	Establishments with 500 to 999 employees	—	X	X	X
	Establishments with 1,000 employees or more	—	X	X	X
326212	Tire retreading				
	All establishments	3	242	1 726	8 027
	Establishments with 1 to 4 employees	—	X	X	X
	Establishments with 5 to 9 employees	—	X	X	X
	Establishments with 10 to 19 employees	2	X	X	X
	Establishments with 20 to 49 employees	—	X	X	X
	Establishments with 50 to 99 employees	—	X	X	X
	Establishments with 100 to 249 employees	1	X	X	X
	Establishments with 250 to 499 employees	—	X	X	X
	Establishments with 500 to 999 employees	—	X	X	X
	Establishments with 1,000 employees or more	—	X	X	X
327	Nonmetallic mineral product manufacturing				
	All establishments	8	114	754	3 450
	Establishments with 1 to 4 employees	3	X	X	X
	Establishments with 5 to 9 employees	3	X	X	X
	Establishments with 10 to 19 employees	—	X	X	X
	Establishments with 20 to 49 employees	1	X	X	X
	Establishments with 50 to 99 employees	1	X	X	X
	Establishments with 100 to 249 employees	—	X	X	X
	Establishments with 250 to 499 employees	—	X	X	X
	Establishments with 500 to 999 employees	—	X	X	X
	Establishments with 1,000 employees or more	—	X	X	X
331	Primary metal manufacturing				
	All establishments	13	317	3 567	15 108
	Establishments with 1 to 4 employees	1	X	X	X
	Establishments with 5 to 9 employees	2	X	X	X
	Establishments with 10 to 19 employees	5	X	X	X
	Establishments with 20 to 49 employees	3	X	X	X
	Establishments with 50 to 99 employees	2	X	X	X
	Establishments with 100 to 249 employees	—	X	X	X
	Establishments with 250 to 499 employees	—	X	X	X
	Establishments with 500 to 999 employees	—	X	X	X
	Establishments with 1,000 employees or more	—	X	X	X
3314	Nonferrous metal (except aluminum) production and processing				
	All establishments	5	166	2 004	7 782
	Establishments with 1 to 4 employees	—	X	X	X
	Establishments with 5 to 9 employees	—	X	X	X
	Establishments with 10 to 19 employees	3	X	X	X
	Establishments with 20 to 49 employees	—	X	X	X
	Establishments with 50 to 99 employees	2	X	X	X
	Establishments with 100 to 249 employees	—	X	X	X
	Establishments with 250 to 499 employees	—	X	X	X
	Establishments with 500 to 999 employees	—	X	X	X
	Establishments with 1,000 employees or more	—	X	X	X
33142	Copper rolling, drawing, extruding, and alloying				
	All establishments	2	c	D	D
	Establishments with 1 to 4 employees	—	X	X	X
	Establishments with 5 to 9 employees	—	X	X	X
	Establishments with 10 to 19 employees	—	X	X	X
	Establishments with 20 to 49 employees	—	X	X	X
	Establishments with 50 to 99 employees	2	X	X	X
	Establishments with 100 to 249 employees	—	X	X	X
	Establishments with 250 to 499 employees	—	X	X	X
	Establishments with 500 to 999 employees	—	X	X	X
	Establishments with 1,000 employees or more	—	X	X	X
332	Fabricated metal product manufacturing				
	All establishments	174	3 530	33 336	152 964
	Establishments with 1 to 4 employees	61	X	X	X
	Establishments with 5 to 9 employees	33	X	X	X
	Establishments with 10 to 19 employees	37	X	X	X
	Establishments with 20 to 49 employees	21	X	X	X
	Establishments with 50 to 99 employees	16	X	X	X
	Establishments with 100 to 249 employees	6	X	X	X
	Establishments with 250 to 499 employees	—	X	X	X
	Establishments with 500 to 999 employees	—	X	X	X
	Establishments with 1,000 employees or more	—	X	X	X

See footnotes at end of table.

Table 5. Establishments, Employees, and Payroll by Industry and Employment Size of Establishments by County: 2004—Con.

[Excludes most government employees, railroad employees, and self-employed persons. Size class 1 to 4 employees includes establishments having payroll, but no employees, during mid-March pay period. For meaning of abbreviations and symbols, see introductory text. For explanation of terms, see Appendix A. For statement on reliability, see the note at the end of the table and Appendix C]

NAICS code	Geography, kind of business, and employment size class	Establishments (number)	Paid employees for pay period including March 12 (number)	First-quarter payroll (\$1,000)	Annual payroll (\$1,000)
	UNION—Con.				
31-33	Manufacturing—Con.				
332	Fabricated metal product manufacturing—Con.				
3321	Forging and stamping				
	All establishments	18	703	5 751	24 438
	Establishments with 1 to 4 employees	5	X	X	X
	Establishments with 5 to 9 employees	4	X	X	X
	Establishments with 10 to 19 employees	3	X	X	X
	Establishments with 20 to 49 employees	2	X	X	X
	Establishments with 50 to 99 employees	1	X	X	X
	Establishments with 100 to 249 employees	3	X	X	X
	Establishments with 250 to 499 employees	—	X	X	X
	Establishments with 500 to 999 employees	—	X	X	X
	Establishments with 1,000 employees or more	—	X	X	X
33211	Forging and stamping				
	All establishments	18	703	5 751	24 438
	Establishments with 1 to 4 employees	5	X	X	X
	Establishments with 5 to 9 employees	4	X	X	X
	Establishments with 10 to 19 employees	3	X	X	X
	Establishments with 20 to 49 employees	2	X	X	X
	Establishments with 50 to 99 employees	1	X	X	X
	Establishments with 100 to 249 employees	3	X	X	X
	Establishments with 250 to 499 employees	—	X	X	X
	Establishments with 500 to 999 employees	—	X	X	X
	Establishments with 1,000 employees or more	—	X	X	X
332116	Metal stamping				
	All establishments	15	670	5 415	23 015
	Establishments with 1 to 4 employees	5	X	X	X
	Establishments with 5 to 9 employees	3	X	X	X
	Establishments with 10 to 19 employees	1	X	X	X
	Establishments with 20 to 49 employees	2	X	X	X
	Establishments with 50 to 99 employees	1	X	X	X
	Establishments with 100 to 249 employees	3	X	X	X
	Establishments with 250 to 499 employees	—	X	X	X
	Establishments with 500 to 999 employees	—	X	X	X
	Establishments with 1,000 employees or more	—	X	X	X
3322	Cutlery and handtool manufacturing				
	All establishments	5	167	1 526	6 515
	Establishments with 1 to 4 employees	2	X	X	X
	Establishments with 5 to 9 employees	—	X	X	X
	Establishments with 10 to 19 employees	1	X	X	X
	Establishments with 20 to 49 employees	—	X	X	X
	Establishments with 50 to 99 employees	2	X	X	X
	Establishments with 100 to 249 employees	—	X	X	X
	Establishments with 250 to 499 employees	—	X	X	X
	Establishments with 500 to 999 employees	—	X	X	X
	Establishments with 1,000 employees or more	—	X	X	X
33221	Cutlery and handtool manufacturing				
	All establishments	5	167	1 526	6 515
	Establishments with 1 to 4 employees	2	X	X	X
	Establishments with 5 to 9 employees	—	X	X	X
	Establishments with 10 to 19 employees	1	X	X	X
	Establishments with 20 to 49 employees	—	X	X	X
	Establishments with 50 to 99 employees	2	X	X	X
	Establishments with 100 to 249 employees	—	X	X	X
	Establishments with 250 to 499 employees	—	X	X	X
	Establishments with 500 to 999 employees	—	X	X	X
	Establishments with 1,000 employees or more	—	X	X	X
332212	Hand and edge tool manufacturing				
	All establishments	3	c	D	D
	Establishments with 1 to 4 employees	1	X	X	X
	Establishments with 5 to 9 employees	—	X	X	X
	Establishments with 10 to 19 employees	—	X	X	X
	Establishments with 20 to 49 employees	—	X	X	X
	Establishments with 50 to 99 employees	2	X	X	X
	Establishments with 100 to 249 employees	—	X	X	X
	Establishments with 250 to 499 employees	—	X	X	X
	Establishments with 500 to 999 employees	—	X	X	X
	Establishments with 1,000 employees or more	—	X	X	X
3323	Architectural and structural metals manufacturing				
	All establishments	35	602	5 112	24 159
	Establishments with 1 to 4 employees	12	X	X	X
	Establishments with 5 to 9 employees	8	X	X	X
	Establishments with 10 to 19 employees	8	X	X	X
	Establishments with 20 to 49 employees	3	X	X	X
	Establishments with 50 to 99 employees	4	X	X	X
	Establishments with 100 to 249 employees	—	X	X	X
	Establishments with 250 to 499 employees	—	X	X	X
	Establishments with 500 to 999 employees	—	X	X	X
	Establishments with 1,000 employees or more	—	X	X	X

See footnotes at end of table.

Table 5. Establishments, Employees, and Payroll by Industry and Employment Size of Establishments by County: 2004—Con.

[Excludes most government employees, railroad employees, and self-employed persons. Size class 1 to 4 employees includes establishments having payroll, but no employees, during mid-March pay period. For meaning of abbreviations and symbols, see introductory text. For explanation of terms, see Appendix A. For statement on reliability, see the note at the end of the table and Appendix C]

NAICS code	Geography, kind of business, and employment size class	Establishments (number)	Paid employees for pay period including March 12 (number)	First-quarter payroll (\$1,000)	Annual payroll (\$1,000)
	UNION—Con.				
31-33	Manufacturing—Con.				
332	Fabricated metal product manufacturing—Con.				
3323	Architectural and structural metals manufacturing—Con.				
33231	Plate work and fabricated structural product manufacturing				
	All establishments	8	114	1 251	5 169
	Establishments with 1 to 4 employees	6	X	X	X
	Establishments with 5 to 9 employees	—	X	X	X
	Establishments with 10 to 19 employees	—	X	X	X
	Establishments with 20 to 49 employees	1	X	X	X
	Establishments with 50 to 99 employees	1	X	X	X
	Establishments with 100 to 249 employees	—	X	X	X
	Establishments with 250 to 499 employees	—	X	X	X
	Establishments with 500 to 999 employees	—	X	X	X
	Establishments with 1,000 employees or more	—	X	X	X
332312	Fabricated structural metal manufacturing				
	All establishments	8	114	1 251	5 169
	Establishments with 1 to 4 employees	6	X	X	X
	Establishments with 5 to 9 employees	—	X	X	X
	Establishments with 10 to 19 employees	—	X	X	X
	Establishments with 20 to 49 employees	1	X	X	X
	Establishments with 50 to 99 employees	1	X	X	X
	Establishments with 100 to 249 employees	—	X	X	X
	Establishments with 250 to 499 employees	—	X	X	X
	Establishments with 500 to 999 employees	—	X	X	X
	Establishments with 1,000 employees or more	—	X	X	X
33232	Ornamental and architectural metal products manufacturing				
	All establishments	27	488	3 861	18 990
	Establishments with 1 to 4 employees	6	X	X	X
	Establishments with 5 to 9 employees	8	X	X	X
	Establishments with 10 to 19 employees	8	X	X	X
	Establishments with 20 to 49 employees	2	X	X	X
	Establishments with 50 to 99 employees	3	X	X	X
	Establishments with 100 to 249 employees	—	X	X	X
	Establishments with 250 to 499 employees	—	X	X	X
	Establishments with 500 to 999 employees	—	X	X	X
	Establishments with 1,000 employees or more	—	X	X	X
332321	Metal window and door manufacturing				
	All establishments	4	c	D	D
	Establishments with 1 to 4 employees	1	X	X	X
	Establishments with 5 to 9 employees	1	X	X	X
	Establishments with 10 to 19 employees	—	X	X	X
	Establishments with 20 to 49 employees	—	X	X	X
	Establishments with 50 to 99 employees	2	X	X	X
	Establishments with 100 to 249 employees	—	X	X	X
	Establishments with 250 to 499 employees	—	X	X	X
	Establishments with 500 to 999 employees	—	X	X	X
	Establishments with 1,000 employees or more	—	X	X	X
332322	Sheet metal work manufacturing				
	All establishments	16	271	2 549	12 090
	Establishments with 1 to 4 employees	1	X	X	X
	Establishments with 5 to 9 employees	6	X	X	X
	Establishments with 10 to 19 employees	6	X	X	X
	Establishments with 20 to 49 employees	2	X	X	X
	Establishments with 50 to 99 employees	1	X	X	X
	Establishments with 100 to 249 employees	—	X	X	X
	Establishments with 250 to 499 employees	—	X	X	X
	Establishments with 500 to 999 employees	—	X	X	X
	Establishments with 1,000 employees or more	—	X	X	X
3324	Boiler, tank, and shipping container manufacturing				
	All establishments	4	191	2 515	10 789
	Establishments with 1 to 4 employees	—	X	X	X
	Establishments with 5 to 9 employees	—	X	X	X
	Establishments with 10 to 19 employees	—	X	X	X
	Establishments with 20 to 49 employees	2	X	X	X
	Establishments with 50 to 99 employees	2	X	X	X
	Establishments with 100 to 249 employees	—	X	X	X
	Establishments with 250 to 499 employees	—	X	X	X
	Establishments with 500 to 999 employees	—	X	X	X
	Establishments with 1,000 employees or more	—	X	X	X
33242	Metal tank (heavy gauge) manufacturing				
	All establishments	4	191	2 515	10 789
	Establishments with 1 to 4 employees	—	X	X	X
	Establishments with 5 to 9 employees	—	X	X	X
	Establishments with 10 to 19 employees	—	X	X	X
	Establishments with 20 to 49 employees	2	X	X	X
	Establishments with 50 to 99 employees	2	X	X	X
	Establishments with 100 to 249 employees	—	X	X	X
	Establishments with 250 to 499 employees	—	X	X	X
	Establishments with 500 to 999 employees	—	X	X	X
	Establishments with 1,000 employees or more	—	X	X	X

See footnotes at end of table.

Table 5. Establishments, Employees, and Payroll by Industry and Employment Size of Establishments by County: 2004—Con.

[Excludes most government employees, railroad employees, and self-employed persons. Size class 1 to 4 employees includes establishments having payroll, but no employees, during mid-March pay period. For meaning of abbreviations and symbols, see introductory text. For explanation of terms, see Appendix A. For statement on reliability, see the note at the end of the table and Appendix C]

NAICS code	Geography, kind of business, and employment size class	Establishments (number)	Paid employees for pay period including March 12 (number)	First-quarter payroll (\$1,000)	Annual payroll (\$1,000)
	UNION—Con.				
31-33	Manufacturing—Con.				
332	Fabricated metal product manufacturing—Con.				
3324	Boiler, tank, and shipping container manufacturing—Con.				
33242	Metal tank (heavy gauge) manufacturing—Con.				
332420	Metal tank (heavy gauge) manufacturing				
	All establishments	4	191	2 515	10 789
	Establishments with 1 to 4 employees	—	X	X	X
	Establishments with 5 to 9 employees	—	X	X	X
	Establishments with 10 to 19 employees	—	X	X	X
	Establishments with 20 to 49 employees	2	X	X	X
	Establishments with 50 to 99 employees	2	X	X	X
	Establishments with 100 to 249 employees	—	X	X	X
	Establishments with 250 to 499 employees	—	X	X	X
	Establishments with 500 to 999 employees	—	X	X	X
	Establishments with 1,000 employees or more	—	X	X	X
3326	Spring and wire product manufacturing				
	All establishments	5	114	860	4 038
	Establishments with 1 to 4 employees	2	X	X	X
	Establishments with 5 to 9 employees	—	X	X	X
	Establishments with 10 to 19 employees	2	X	X	X
	Establishments with 20 to 49 employees	—	X	X	X
	Establishments with 50 to 99 employees	1	X	X	X
	Establishments with 100 to 249 employees	—	X	X	X
	Establishments with 250 to 499 employees	—	X	X	X
	Establishments with 500 to 999 employees	—	X	X	X
	Establishments with 1,000 employees or more	—	X	X	X
33261	Spring and wire product manufacturing				
	All establishments	5	114	860	4 038
	Establishments with 1 to 4 employees	2	X	X	X
	Establishments with 5 to 9 employees	—	X	X	X
	Establishments with 10 to 19 employees	2	X	X	X
	Establishments with 20 to 49 employees	—	X	X	X
	Establishments with 50 to 99 employees	1	X	X	X
	Establishments with 100 to 249 employees	—	X	X	X
	Establishments with 250 to 499 employees	—	X	X	X
	Establishments with 500 to 999 employees	—	X	X	X
	Establishments with 1,000 employees or more	—	X	X	X
332618	Other fabricated wire product manufacturing				
	All establishments	5	114	860	4 038
	Establishments with 1 to 4 employees	2	X	X	X
	Establishments with 5 to 9 employees	—	X	X	X
	Establishments with 10 to 19 employees	2	X	X	X
	Establishments with 20 to 49 employees	—	X	X	X
	Establishments with 50 to 99 employees	1	X	X	X
	Establishments with 100 to 249 employees	—	X	X	X
	Establishments with 250 to 499 employees	—	X	X	X
	Establishments with 500 to 999 employees	—	X	X	X
	Establishments with 1,000 employees or more	—	X	X	X
3327	Machine shops; turned product; and screw, nut, and bolt manufacturing				
	All establishments	71	790	8 443	35 557
	Establishments with 1 to 4 employees	35	X	X	X
	Establishments with 5 to 9 employees	13	X	X	X
	Establishments with 10 to 19 employees	15	X	X	X
	Establishments with 20 to 49 employees	5	X	X	X
	Establishments with 50 to 99 employees	2	X	X	X
	Establishments with 100 to 249 employees	1	X	X	X
	Establishments with 250 to 499 employees	—	X	X	X
	Establishments with 500 to 999 employees	—	X	X	X
	Establishments with 1,000 employees or more	—	X	X	X
33271	Machine shops				
	All establishments	56	380	3 947	17 538
	Establishments with 1 to 4 employees	32	X	X	X
	Establishments with 5 to 9 employees	10	X	X	X
	Establishments with 10 to 19 employees	12	X	X	X
	Establishments with 20 to 49 employees	2	X	X	X
	Establishments with 50 to 99 employees	—	X	X	X
	Establishments with 100 to 249 employees	—	X	X	X
	Establishments with 250 to 499 employees	—	X	X	X
	Establishments with 500 to 999 employees	—	X	X	X
	Establishments with 1,000 employees or more	—	X	X	X
332710	Machine shops				
	All establishments	56	380	3 947	17 538
	Establishments with 1 to 4 employees	32	X	X	X
	Establishments with 5 to 9 employees	10	X	X	X
	Establishments with 10 to 19 employees	12	X	X	X
	Establishments with 20 to 49 employees	2	X	X	X
	Establishments with 50 to 99 employees	—	X	X	X
	Establishments with 100 to 249 employees	—	X	X	X
	Establishments with 250 to 499 employees	—	X	X	X
	Establishments with 500 to 999 employees	—	X	X	X
	Establishments with 1,000 employees or more	—	X	X	X

See footnotes at end of table.

Table 5. Establishments, Employees, and Payroll by Industry and Employment Size of Establishments by County: 2004—Con.

[Excludes most government employees, railroad employees, and self-employed persons. Size class 1 to 4 employees includes establishments having payroll, but no employees, during mid-March pay period. For meaning of abbreviations and symbols, see introductory text. For explanation of terms, see Appendix A. For statement on reliability, see the note at the end of the table and Appendix C]

NAICS code	Geography, kind of business, and employment size class	Establishments (number)	Paid employees for pay period including March 12 (number)	First-quarter payroll (\$1,000)	Annual payroll (\$1,000)
	UNION—Con.				
31-33	Manufacturing—Con.				
332	Fabricated metal product manufacturing—Con.				
3327	Machine shops; turned product; and screw, nut, and bolt manufacturing—Con.				
33271	Machine shops—Con.				
332710	Machine shops—Con.				
	All establishments—Con.				
	Establishments with 500 to 999 employees	—	X	X	X
	Establishments with 1,000 employees or more	—	X	X	X
33272	Turned product and screw, nut, and bolt manufacturing				
	All establishments	15	410	4 496	18 019
	Establishments with 1 to 4 employees	3	X	X	X
	Establishments with 5 to 9 employees	3	X	X	X
	Establishments with 10 to 19 employees	3	X	X	X
	Establishments with 20 to 49 employees	3	X	X	X
	Establishments with 50 to 99 employees	2	X	X	X
	Establishments with 100 to 249 employees	1	X	X	X
	Establishments with 250 to 499 employees	—	X	X	X
	Establishments with 500 to 999 employees	—	X	X	X
	Establishments with 1,000 employees or more	—	X	X	X
332721	Precision turned product manufacturing				
	All establishments	12	c	D	D
	Establishments with 1 to 4 employees	3	X	X	X
	Establishments with 5 to 9 employees	2	X	X	X
	Establishments with 10 to 19 employees	3	X	X	X
	Establishments with 20 to 49 employees	3	X	X	X
	Establishments with 50 to 99 employees	1	X	X	X
	Establishments with 100 to 249 employees	—	X	X	X
	Establishments with 250 to 499 employees	—	X	X	X
	Establishments with 500 to 999 employees	—	X	X	X
	Establishments with 1,000 employees or more	—	X	X	X
332722	Bolt, nut, screw, rivet, and washer manufacturing				
	All establishments	3	c	D	D
	Establishments with 1 to 4 employees	—	X	X	X
	Establishments with 5 to 9 employees	1	X	X	X
	Establishments with 10 to 19 employees	—	X	X	X
	Establishments with 20 to 49 employees	—	X	X	X
	Establishments with 50 to 99 employees	1	X	X	X
	Establishments with 100 to 249 employees	1	X	X	X
	Establishments with 250 to 499 employees	—	X	X	X
	Establishments with 500 to 999 employees	—	X	X	X
	Establishments with 1,000 employees or more	—	X	X	X
3328	Coating, engraving, heat treating, and allied activities				
	All establishments	19	522	4 042	20 706
	Establishments with 1 to 4 employees	2	X	X	X
	Establishments with 5 to 9 employees	5	X	X	X
	Establishments with 10 to 19 employees	3	X	X	X
	Establishments with 20 to 49 employees	5	X	X	X
	Establishments with 50 to 99 employees	3	X	X	X
	Establishments with 100 to 249 employees	1	X	X	X
	Establishments with 250 to 499 employees	—	X	X	X
	Establishments with 500 to 999 employees	—	X	X	X
	Establishments with 1,000 employees or more	—	X	X	X
33281	Coating, engraving, heat treating, and allied activities				
	All establishments	19	522	4 042	20 706
	Establishments with 1 to 4 employees	2	X	X	X
	Establishments with 5 to 9 employees	5	X	X	X
	Establishments with 10 to 19 employees	3	X	X	X
	Establishments with 20 to 49 employees	5	X	X	X
	Establishments with 50 to 99 employees	3	X	X	X
	Establishments with 100 to 249 employees	1	X	X	X
	Establishments with 250 to 499 employees	—	X	X	X
	Establishments with 500 to 999 employees	—	X	X	X
	Establishments with 1,000 employees or more	—	X	X	X
332812	Metal coating, engraving (except jewelry and silverware), and allied services to manufacturers				
	All establishments	3	c	D	D
	Establishments with 1 to 4 employees	—	X	X	X
	Establishments with 5 to 9 employees	—	X	X	X
	Establishments with 10 to 19 employees	—	X	X	X
	Establishments with 20 to 49 employees	1	X	X	X
	Establishments with 50 to 99 employees	1	X	X	X
	Establishments with 100 to 249 employees	1	X	X	X
	Establishments with 250 to 499 employees	—	X	X	X
	Establishments with 500 to 999 employees	—	X	X	X
	Establishments with 1,000 employees or more	—	X	X	X

See footnotes at end of table.

Table 5. Establishments, Employees, and Payroll by Industry and Employment Size of Establishments by County: 2004—Con.

[Excludes most government employees, railroad employees, and self-employed persons. Size class 1 to 4 employees includes establishments having payroll, but no employees, during mid-March pay period. For meaning of abbreviations and symbols, see introductory text. For explanation of terms, see Appendix A. For statement on reliability, see the note at the end of the table and Appendix C]

NAICS code	Geography, kind of business, and employment size class	Establishments (number)	Paid employees for pay period including March 12 (number)	First-quarter payroll (\$1,000)	Annual payroll (\$1,000)
31-33	UNION—Con.				
	Manufacturing—Con.				
332	Fabricated metal product manufacturing—Con.				
3328	Coating, engraving, heat treating, and allied activities—Con.				
33281	Coating, engraving, heat treating, and allied activities—Con.				
332813	Electroplating, plating, polishing, anodizing, and coloring				
	All establishments	14	275	2 443	13 299
	Establishments with 1 to 4 employees	2	X	X	X
	Establishments with 5 to 9 employees	4	X	X	X
	Establishments with 10 to 19 employees	3	X	X	X
	Establishments with 20 to 49 employees	3	X	X	X
	Establishments with 50 to 99 employees	2	X	X	X
	Establishments with 100 to 249 employees	—	X	X	X
	Establishments with 250 to 499 employees	—	X	X	X
	Establishments with 500 to 999 employees	—	X	X	X
	Establishments with 1,000 employees or more	—	X	X	X
3329	Other fabricated metal product manufacturing				
	All establishments	17	441	5 087	26 762
	Establishments with 1 to 4 employees	3	X	X	X
	Establishments with 5 to 9 employees	3	X	X	X
	Establishments with 10 to 19 employees	5	X	X	X
	Establishments with 20 to 49 employees	4	X	X	X
	Establishments with 50 to 99 employees	1	X	X	X
	Establishments with 100 to 249 employees	1	X	X	X
	Establishments with 250 to 499 employees	—	X	X	X
	Establishments with 500 to 999 employees	—	X	X	X
	Establishments with 1,000 employees or more	—	X	X	X
33291	Metal valve manufacturing				
	All establishments	8	271	3 483	14 016
	Establishments with 1 to 4 employees	1	X	X	X
	Establishments with 5 to 9 employees	1	X	X	X
	Establishments with 10 to 19 employees	3	X	X	X
	Establishments with 20 to 49 employees	2	X	X	X
	Establishments with 50 to 99 employees	—	X	X	X
	Establishments with 100 to 249 employees	1	X	X	X
	Establishments with 250 to 499 employees	—	X	X	X
	Establishments with 500 to 999 employees	—	X	X	X
	Establishments with 1,000 employees or more	—	X	X	X
332911	Industrial valve manufacturing				
	All establishments	2	c	D	D
	Establishments with 1 to 4 employees	—	X	X	X
	Establishments with 5 to 9 employees	—	X	X	X
	Establishments with 10 to 19 employees	—	X	X	X
	Establishments with 20 to 49 employees	1	X	X	X
	Establishments with 50 to 99 employees	—	X	X	X
	Establishments with 100 to 249 employees	1	X	X	X
	Establishments with 250 to 499 employees	—	X	X	X
	Establishments with 500 to 999 employees	—	X	X	X
	Establishments with 1,000 employees or more	—	X	X	X
33299	All other fabricated metal product manufacturing				
	All establishments	9	170	1 604	12 746
	Establishments with 1 to 4 employees	2	X	X	X
	Establishments with 5 to 9 employees	2	X	X	X
	Establishments with 10 to 19 employees	2	X	X	X
	Establishments with 20 to 49 employees	2	X	X	X
	Establishments with 50 to 99 employees	1	X	X	X
	Establishments with 100 to 249 employees	—	X	X	X
	Establishments with 250 to 499 employees	—	X	X	X
	Establishments with 500 to 999 employees	—	X	X	X
	Establishments with 1,000 employees or more	—	X	X	X
333	Machinery manufacturing				
	All establishments	77	1 969	22 254	92 590
	Establishments with 1 to 4 employees	24	X	X	X
	Establishments with 5 to 9 employees	15	X	X	X
	Establishments with 10 to 19 employees	14	X	X	X
	Establishments with 20 to 49 employees	14	X	X	X
	Establishments with 50 to 99 employees	5	X	X	X
	Establishments with 100 to 249 employees	4	X	X	X
	Establishments with 250 to 499 employees	1	X	X	X
	Establishments with 500 to 999 employees	—	X	X	X
	Establishments with 1,000 employees or more	—	X	X	X
3332	Industrial machinery manufacturing				
	All establishments	11	238	3 014	12 893
	Establishments with 1 to 4 employees	—	X	X	X
	Establishments with 5 to 9 employees	2	X	X	X
	Establishments with 10 to 19 employees	3	X	X	X
	Establishments with 20 to 49 employees	5	X	X	X
	Establishments with 50 to 99 employees	1	X	X	X
	Establishments with 100 to 249 employees	—	X	X	X
	Establishments with 250 to 499 employees	—	X	X	X
	Establishments with 500 to 999 employees	—	X	X	X
	Establishments with 1,000 employees or more	—	X	X	X

See footnotes at end of table.

Table 5. Establishments, Employees, and Payroll by Industry and Employment Size of Establishments by County: 2004—Con.

[Excludes most government employees, railroad employees, and self-employed persons. Size class 1 to 4 employees includes establishments having payroll, but no employees, during mid-March pay period. For meaning of abbreviations and symbols, see introductory text. For explanation of terms, see Appendix A. For statement on reliability, see the note at the end of the table and Appendix C]

NAICS code	Geography, kind of business, and employment size class	Establishments (number)	Paid employees for pay period including March 12 (number)	First-quarter payroll (\$1,000)	Annual payroll (\$1,000)
	UNION—Con.				
31-33	Manufacturing—Con.				
333	Machinery manufacturing—Con.				
3332	Industrial machinery manufacturing—Con.				
33329	Other industrial machinery manufacturing				
	All establishments	10	c	D	D
	Establishments with 1 to 4 employees	—	X	X	X
	Establishments with 5 to 9 employees	1	X	X	X
	Establishments with 10 to 19 employees	3	X	X	X
	Establishments with 20 to 49 employees	5	X	X	X
	Establishments with 50 to 99 employees	1	X	X	X
	Establishments with 100 to 249 employees	—	X	X	X
	Establishments with 250 to 499 employees	—	X	X	X
	Establishments with 500 to 999 employees	—	X	X	X
	Establishments with 1,000 employees or more	—	X	X	X
333298	All other industrial machinery manufacturing				
	All establishments	5	101	1 247	5 618
	Establishments with 1 to 4 employees	—	X	X	X
	Establishments with 5 to 9 employees	1	X	X	X
	Establishments with 10 to 19 employees	2	X	X	X
	Establishments with 20 to 49 employees	1	X	X	X
	Establishments with 50 to 99 employees	1	X	X	X
	Establishments with 100 to 249 employees	—	X	X	X
	Establishments with 250 to 499 employees	—	X	X	X
	Establishments with 500 to 999 employees	—	X	X	X
	Establishments with 1,000 employees or more	—	X	X	X
3334	Ventilation, heating, air-conditioning, and commercial refrigeration equipment manufacturing				
	All establishments	6	265	1 711	7 206
	Establishments with 1 to 4 employees	2	X	X	X
	Establishments with 5 to 9 employees	—	X	X	X
	Establishments with 10 to 19 employees	1	X	X	X
	Establishments with 20 to 49 employees	2	X	X	X
	Establishments with 50 to 99 employees	—	X	X	X
	Establishments with 100 to 249 employees	1	X	X	X
	Establishments with 250 to 499 employees	—	X	X	X
	Establishments with 500 to 999 employees	—	X	X	X
	Establishments with 1,000 employees or more	—	X	X	X
33341	Ventilation, heating, air-conditioning, and commercial refrigeration equipment manufacturing				
	All establishments	6	265	1 711	7 206
	Establishments with 1 to 4 employees	2	X	X	X
	Establishments with 5 to 9 employees	—	X	X	X
	Establishments with 10 to 19 employees	1	X	X	X
	Establishments with 20 to 49 employees	2	X	X	X
	Establishments with 50 to 99 employees	—	X	X	X
	Establishments with 100 to 249 employees	1	X	X	X
	Establishments with 250 to 499 employees	—	X	X	X
	Establishments with 500 to 999 employees	—	X	X	X
	Establishments with 1,000 employees or more	—	X	X	X
333414	Heating equipment (except warm air furnaces) manufacturing				
	All establishments	2	c	D	D
	Establishments with 1 to 4 employees	—	X	X	X
	Establishments with 5 to 9 employees	—	X	X	X
	Establishments with 10 to 19 employees	—	X	X	X
	Establishments with 20 to 49 employees	1	X	X	X
	Establishments with 50 to 99 employees	—	X	X	X
	Establishments with 100 to 249 employees	1	X	X	X
	Establishments with 250 to 499 employees	—	X	X	X
	Establishments with 500 to 999 employees	—	X	X	X
	Establishments with 1,000 employees or more	—	X	X	X
3335	Metalworking machinery manufacturing				
	All establishments	41	532	5 527	24 476
	Establishments with 1 to 4 employees	17	X	X	X
	Establishments with 5 to 9 employees	11	X	X	X
	Establishments with 10 to 19 employees	7	X	X	X
	Establishments with 20 to 49 employees	4	X	X	X
	Establishments with 50 to 99 employees	1	X	X	X
	Establishments with 100 to 249 employees	1	X	X	X
	Establishments with 250 to 499 employees	—	X	X	X
	Establishments with 500 to 999 employees	—	X	X	X
	Establishments with 1,000 employees or more	—	X	X	X
33351	Metalworking machinery manufacturing				
	All establishments	41	532	5 527	24 476
	Establishments with 1 to 4 employees	17	X	X	X
	Establishments with 5 to 9 employees	11	X	X	X
	Establishments with 10 to 19 employees	7	X	X	X
	Establishments with 20 to 49 employees	4	X	X	X
	Establishments with 50 to 99 employees	1	X	X	X
	Establishments with 100 to 249 employees	1	X	X	X
	Establishments with 250 to 499 employees	—	X	X	X
	Establishments with 500 to 999 employees	—	X	X	X

See footnotes at end of table.

Table 5. Establishments, Employees, and Payroll by Industry and Employment Size of Establishments by County: 2004—Con.

[Excludes most government employees, railroad employees, and self-employed persons. Size class 1 to 4 employees includes establishments having payroll, but no employees, during mid-March pay period. For meaning of abbreviations and symbols, see introductory text. For explanation of terms, see Appendix A. For statement on reliability, see the note at the end of the table and Appendix C]

NAICS code	Geography, kind of business, and employment size class	Establishments (number)	Paid employees for pay period including March 12 (number)	First-quarter payroll (\$1,000)	Annual payroll (\$1,000)
	UNION—Con.				
31-33	Manufacturing—Con.				
333	Machinery manufacturing—Con.				
3335	Metalworking machinery manufacturing—Con.				
33351	Metalworking machinery manufacturing—Con.				
	All establishments—Con.				
	Establishments with 1,000 employees or more	—	X	X	X
333511	Industrial mold manufacturing				
	All establishments	23	368	3 983	17 894
	Establishments with 1 to 4 employees	11	X	X	X
	Establishments with 5 to 9 employees	6	X	X	X
	Establishments with 10 to 19 employees	1	X	X	X
	Establishments with 20 to 49 employees	3	X	X	X
	Establishments with 50 to 99 employees	1	X	X	X
	Establishments with 100 to 249 employees	1	X	X	X
	Establishments with 250 to 499 employees	—	X	X	X
	Establishments with 500 to 999 employees	—	X	X	X
	Establishments with 1,000 employees or more	—	X	X	X
3339	Other general purpose machinery manufacturing				
	All establishments	14	841	11 058	44 305
	Establishments with 1 to 4 employees	3	X	X	X
	Establishments with 5 to 9 employees	2	X	X	X
	Establishments with 10 to 19 employees	1	X	X	X
	Establishments with 20 to 49 employees	3	X	X	X
	Establishments with 50 to 99 employees	2	X	X	X
	Establishments with 100 to 249 employees	2	X	X	X
	Establishments with 250 to 499 employees	1	X	X	X
	Establishments with 500 to 999 employees	—	X	X	X
	Establishments with 1,000 employees or more	—	X	X	X
33392	Material handling equipment manufacturing				
	All establishments	5	406	5 438	24 381
	Establishments with 1 to 4 employees	—	X	X	X
	Establishments with 5 to 9 employees	1	X	X	X
	Establishments with 10 to 19 employees	—	X	X	X
	Establishments with 20 to 49 employees	1	X	X	X
	Establishments with 50 to 99 employees	1	X	X	X
	Establishments with 100 to 249 employees	2	X	X	X
	Establishments with 250 to 499 employees	—	X	X	X
	Establishments with 500 to 999 employees	—	X	X	X
	Establishments with 1,000 employees or more	—	X	X	X
333922	Conveyor and conveying equipment manufacturing				
	All establishments	2	c	D	D
	Establishments with 1 to 4 employees	—	X	X	X
	Establishments with 5 to 9 employees	1	X	X	X
	Establishments with 10 to 19 employees	—	X	X	X
	Establishments with 20 to 49 employees	—	X	X	X
	Establishments with 50 to 99 employees	—	X	X	X
	Establishments with 100 to 249 employees	1	X	X	X
	Establishments with 250 to 499 employees	—	X	X	X
	Establishments with 500 to 999 employees	—	X	X	X
	Establishments with 1,000 employees or more	—	X	X	X
333923	Overhead traveling crane, hoist, and monorail system manufacturing				
	All establishments	2	c	D	D
	Establishments with 1 to 4 employees	—	X	X	X
	Establishments with 5 to 9 employees	—	X	X	X
	Establishments with 10 to 19 employees	—	X	X	X
	Establishments with 20 to 49 employees	1	X	X	X
	Establishments with 50 to 99 employees	—	X	X	X
	Establishments with 100 to 249 employees	1	X	X	X
	Establishments with 250 to 499 employees	—	X	X	X
	Establishments with 500 to 999 employees	—	X	X	X
	Establishments with 1,000 employees or more	—	X	X	X
33399	All other general purpose machinery manufacturing				
	All establishments	6	365	5 064	17 230
	Establishments with 1 to 4 employees	3	X	X	X
	Establishments with 5 to 9 employees	—	X	X	X
	Establishments with 10 to 19 employees	1	X	X	X
	Establishments with 20 to 49 employees	—	X	X	X
	Establishments with 50 to 99 employees	1	X	X	X
	Establishments with 100 to 249 employees	—	X	X	X
	Establishments with 250 to 499 employees	1	X	X	X
	Establishments with 500 to 999 employees	—	X	X	X
	Establishments with 1,000 employees or more	—	X	X	X

See footnotes at end of table.

Table 5. Establishments, Employees, and Payroll by Industry and Employment Size of Establishments by County: 2004—Con.

[Excludes most government employees, railroad employees, and self-employed persons. Size class 1 to 4 employees includes establishments having payroll, but no employees, during mid-March pay period. For meaning of abbreviations and symbols, see introductory text. For explanation of terms, see Appendix A. For statement on reliability, see the note at the end of the table and Appendix C]

NAICS code	Geography, kind of business, and employment size class	Establishments (number)	Paid employees for pay period including March 12 (number)	First-quarter payroll (\$1,000)	Annual payroll (\$1,000)
	UNION—Con.				
31-33	Manufacturing—Con.				
333	Machinery manufacturing—Con.				
3339	Other general purpose machinery manufacturing—Con.				
33399	All other general purpose machinery manufacturing—Con.				
333999	All other miscellaneous general purpose machinery manufacturing				
	All establishments	2	e	D	D
	Establishments with 1 to 4 employees	1	X	X	X
	Establishments with 5 to 9 employees	—	X	X	X
	Establishments with 10 to 19 employees	—	X	X	X
	Establishments with 20 to 49 employees	—	X	X	X
	Establishments with 50 to 99 employees	—	X	X	X
	Establishments with 100 to 249 employees	—	X	X	X
	Establishments with 250 to 499 employees	1	X	X	X
	Establishments with 500 to 999 employees	—	X	X	X
	Establishments with 1,000 employees or more	—	X	X	X
334	Computer and electronic product manufacturing				
	All establishments	26	383	3 656	14 636
	Establishments with 1 to 4 employees	13	X	X	X
	Establishments with 5 to 9 employees	3	X	X	X
	Establishments with 10 to 19 employees	4	X	X	X
	Establishments with 20 to 49 employees	2	X	X	X
	Establishments with 50 to 99 employees	4	X	X	X
	Establishments with 100 to 249 employees	—	X	X	X
	Establishments with 250 to 499 employees	—	X	X	X
	Establishments with 500 to 999 employees	—	X	X	X
	Establishments with 1,000 employees or more	—	X	X	X
3344	Semiconductor and other electronic component manufacturing				
	All establishments	12	248	2 739	10 602
	Establishments with 1 to 4 employees	5	X	X	X
	Establishments with 5 to 9 employees	1	X	X	X
	Establishments with 10 to 19 employees	2	X	X	X
	Establishments with 20 to 49 employees	1	X	X	X
	Establishments with 50 to 99 employees	3	X	X	X
	Establishments with 100 to 249 employees	—	X	X	X
	Establishments with 250 to 499 employees	—	X	X	X
	Establishments with 500 to 999 employees	—	X	X	X
	Establishments with 1,000 employees or more	—	X	X	X
33441	Semiconductor and other electronic component manufacturing				
	All establishments	12	248	2 739	10 602
	Establishments with 1 to 4 employees	5	X	X	X
	Establishments with 5 to 9 employees	1	X	X	X
	Establishments with 10 to 19 employees	2	X	X	X
	Establishments with 20 to 49 employees	1	X	X	X
	Establishments with 50 to 99 employees	3	X	X	X
	Establishments with 100 to 249 employees	—	X	X	X
	Establishments with 250 to 499 employees	—	X	X	X
	Establishments with 500 to 999 employees	—	X	X	X
	Establishments with 1,000 employees or more	—	X	X	X
334413	Semiconductor and related device manufacturing				
	All establishments	4	101	1 438	5 203
	Establishments with 1 to 4 employees	2	X	X	X
	Establishments with 5 to 9 employees	—	X	X	X
	Establishments with 10 to 19 employees	—	X	X	X
	Establishments with 20 to 49 employees	1	X	X	X
	Establishments with 50 to 99 employees	1	X	X	X
	Establishments with 100 to 249 employees	—	X	X	X
	Establishments with 250 to 499 employees	—	X	X	X
	Establishments with 500 to 999 employees	—	X	X	X
	Establishments with 1,000 employees or more	—	X	X	X
335	Electrical equipment, appliance, and component manufacturing				
	All establishments	23	842	9 215	37 511
	Establishments with 1 to 4 employees	5	X	X	X
	Establishments with 5 to 9 employees	2	X	X	X
	Establishments with 10 to 19 employees	4	X	X	X
	Establishments with 20 to 49 employees	7	X	X	X
	Establishments with 50 to 99 employees	2	X	X	X
	Establishments with 100 to 249 employees	3	X	X	X
	Establishments with 250 to 499 employees	—	X	X	X
	Establishments with 500 to 999 employees	—	X	X	X
	Establishments with 1,000 employees or more	—	X	X	X
3351	Electric lighting equipment manufacturing				
	All establishments	5	c	D	D
	Establishments with 1 to 4 employees	2	X	X	X
	Establishments with 5 to 9 employees	1	X	X	X
	Establishments with 10 to 19 employees	—	X	X	X
	Establishments with 20 to 49 employees	1	X	X	X
	Establishments with 50 to 99 employees	—	X	X	X
	Establishments with 100 to 249 employees	1	X	X	X
	Establishments with 250 to 499 employees	—	X	X	X
	Establishments with 500 to 999 employees	—	X	X	X
	Establishments with 1,000 employees or more	—	X	X	X

See footnotes at end of table.

Table 5. Establishments, Employees, and Payroll by Industry and Employment Size of Establishments by County: 2004—Con.

[Excludes most government employees, railroad employees, and self-employed persons. Size class 1 to 4 employees includes establishments having payroll, but no employees, during mid-March pay period. For meaning of abbreviations and symbols, see introductory text. For explanation of terms, see Appendix A. For statement on reliability, see the note at the end of the table and Appendix C]

NAICS code	Geography, kind of business, and employment size class	Establishments (number)	Paid employees for pay period including March 12 (number)	First-quarter payroll (\$1,000)	Annual payroll (\$1,000)
	UNION—Con.				
31-33	Manufacturing—Con.				
335	Electrical equipment, appliance, and component manufacturing—Con.				
3351	Electric lighting equipment manufacturing—Con.				
33512	Lighting fixture manufacturing				
	All establishments	4	c	D	D
	Establishments with 1 to 4 employees	1	X	X	X
	Establishments with 5 to 9 employees	1	X	X	X
	Establishments with 10 to 19 employees	—	X	X	X
	Establishments with 20 to 49 employees	1	X	X	X
	Establishments with 50 to 99 employees	—	X	X	X
	Establishments with 100 to 249 employees	1	X	X	X
	Establishments with 250 to 499 employees	—	X	X	X
	Establishments with 500 to 999 employees	—	X	X	X
	Establishments with 1,000 employees or more	—	X	X	X
335122	Commercial, industrial, and institutional electric lighting fixture manufacturing				
	All establishments	1	c	D	D
	Establishments with 1 to 4 employees	—	X	X	X
	Establishments with 5 to 9 employees	—	X	X	X
	Establishments with 10 to 19 employees	—	X	X	X
	Establishments with 20 to 49 employees	—	X	X	X
	Establishments with 50 to 99 employees	—	X	X	X
	Establishments with 100 to 249 employees	1	X	X	X
	Establishments with 250 to 499 employees	—	X	X	X
	Establishments with 500 to 999 employees	—	X	X	X
	Establishments with 1,000 employees or more	—	X	X	X
3353	Electrical equipment manufacturing				
	All establishments	9	312	3 519	14 103
	Establishments with 1 to 4 employees	2	X	X	X
	Establishments with 5 to 9 employees	1	X	X	X
	Establishments with 10 to 19 employees	1	X	X	X
	Establishments with 20 to 49 employees	3	X	X	X
	Establishments with 50 to 99 employees	2	X	X	X
	Establishments with 100 to 249 employees	—	X	X	X
	Establishments with 250 to 499 employees	—	X	X	X
	Establishments with 500 to 999 employees	—	X	X	X
	Establishments with 1,000 employees or more	—	X	X	X
33531	Electrical equipment manufacturing				
	All establishments	9	312	3 519	14 103
	Establishments with 1 to 4 employees	2	X	X	X
	Establishments with 5 to 9 employees	1	X	X	X
	Establishments with 10 to 19 employees	1	X	X	X
	Establishments with 20 to 49 employees	3	X	X	X
	Establishments with 50 to 99 employees	2	X	X	X
	Establishments with 100 to 249 employees	—	X	X	X
	Establishments with 250 to 499 employees	—	X	X	X
	Establishments with 500 to 999 employees	—	X	X	X
	Establishments with 1,000 employees or more	—	X	X	X
3359	Other electrical equipment and component manufacturing				
	All establishments	8	343	3 770	16 034
	Establishments with 1 to 4 employees	1	X	X	X
	Establishments with 5 to 9 employees	—	X	X	X
	Establishments with 10 to 19 employees	3	X	X	X
	Establishments with 20 to 49 employees	2	X	X	X
	Establishments with 50 to 99 employees	—	X	X	X
	Establishments with 100 to 249 employees	2	X	X	X
	Establishments with 250 to 499 employees	—	X	X	X
	Establishments with 500 to 999 employees	—	X	X	X
	Establishments with 1,000 employees or more	—	X	X	X
33593	Wiring device manufacturing				
	All establishments	1	c	D	D
	Establishments with 1 to 4 employees	—	X	X	X
	Establishments with 5 to 9 employees	—	X	X	X
	Establishments with 10 to 19 employees	—	X	X	X
	Establishments with 20 to 49 employees	—	X	X	X
	Establishments with 50 to 99 employees	—	X	X	X
	Establishments with 100 to 249 employees	1	X	X	X
	Establishments with 250 to 499 employees	—	X	X	X
	Establishments with 500 to 999 employees	—	X	X	X
	Establishments with 1,000 employees or more	—	X	X	X
335932	Noncurrent-carrying wiring device manufacturing				
	All establishments	1	c	D	D
	Establishments with 1 to 4 employees	—	X	X	X
	Establishments with 5 to 9 employees	—	X	X	X
	Establishments with 10 to 19 employees	—	X	X	X
	Establishments with 20 to 49 employees	—	X	X	X
	Establishments with 50 to 99 employees	—	X	X	X
	Establishments with 100 to 249 employees	1	X	X	X
	Establishments with 250 to 499 employees	—	X	X	X
	Establishments with 500 to 999 employees	—	X	X	X
	Establishments with 1,000 employees or more	—	X	X	X

See footnotes at end of table.

Table 5. Establishments, Employees, and Payroll by Industry and Employment Size of Establishments by County: 2004—Con.

[Excludes most government employees, railroad employees, and self-employed persons. Size class 1 to 4 employees includes establishments having payroll, but no employees, during mid-March pay period. For meaning of abbreviations and symbols, see introductory text. For explanation of terms, see Appendix A. For statement on reliability, see the note at the end of the table and Appendix C]

NAICS code	Geography, kind of business, and employment size class	Establishments (number)	Paid employees for pay period including March 12 (number)	First-quarter payroll (\$1,000)	Annual payroll (\$1,000)
	UNION—Con.				
31-33	Manufacturing—Con.				
335	Electrical equipment, appliance, and component manufacturing—Con.				
3359	Other electrical equipment and component manufacturing—Con.				
33599	All other electrical equipment and component manufacturing				
	All establishments	5	c	D	D
	Establishments with 1 to 4 employees	—	X	X	X
	Establishments with 5 to 9 employees	—	X	X	X
	Establishments with 10 to 19 employees	2	X	X	X
	Establishments with 20 to 49 employees	2	X	X	X
	Establishments with 50 to 99 employees	—	X	X	X
	Establishments with 100 to 249 employees	1	X	X	X
	Establishments with 250 to 499 employees	—	X	X	X
	Establishments with 500 to 999 employees	—	X	X	X
	Establishments with 1,000 employees or more	—	X	X	X
335991	Carbon and graphite product manufacturing				
	All establishments	3	c	D	D
	Establishments with 1 to 4 employees	—	X	X	X
	Establishments with 5 to 9 employees	—	X	X	X
	Establishments with 10 to 19 employees	1	X	X	X
	Establishments with 20 to 49 employees	1	X	X	X
	Establishments with 50 to 99 employees	—	X	X	X
	Establishments with 100 to 249 employees	1	X	X	X
	Establishments with 250 to 499 employees	—	X	X	X
	Establishments with 500 to 999 employees	—	X	X	X
	Establishments with 1,000 employees or more	—	X	X	X
336	Transportation equipment manufacturing				
	All establishments	7	g	D	D
	Establishments with 1 to 4 employees	2	X	X	X
	Establishments with 5 to 9 employees	1	X	X	X
	Establishments with 10 to 19 employees	1	X	X	X
	Establishments with 20 to 49 employees	2	X	X	X
	Establishments with 50 to 99 employees	—	X	X	X
	Establishments with 100 to 249 employees	—	X	X	X
	Establishments with 250 to 499 employees	—	X	X	X
	Establishments with 500 to 999 employees	—	X	X	X
	Establishments with 1,000 employees or more	1	X	X	X
3361	Motor vehicle manufacturing				
	All establishments	2	g	D	D
	Establishments with 1 to 4 employees	1	X	X	X
	Establishments with 5 to 9 employees	—	X	X	X
	Establishments with 10 to 19 employees	—	X	X	X
	Establishments with 20 to 49 employees	—	X	X	X
	Establishments with 50 to 99 employees	—	X	X	X
	Establishments with 100 to 249 employees	—	X	X	X
	Establishments with 250 to 499 employees	—	X	X	X
	Establishments with 500 to 999 employees	—	X	X	X
	Establishments with 1,000 employees or more	1	X	X	X
33611	Automobile and light duty motor vehicle manufacturing				
	All establishments	2	g	D	D
	Establishments with 1 to 4 employees	1	X	X	X
	Establishments with 5 to 9 employees	—	X	X	X
	Establishments with 10 to 19 employees	—	X	X	X
	Establishments with 20 to 49 employees	—	X	X	X
	Establishments with 50 to 99 employees	—	X	X	X
	Establishments with 100 to 249 employees	—	X	X	X
	Establishments with 250 to 499 employees	—	X	X	X
	Establishments with 500 to 999 employees	—	X	X	X
	Establishments with 1,000 employees or more	1	X	X	X
336112	Light truck and utility vehicle manufacturing				
	All establishments	2	g	D	D
	Establishments with 1 to 4 employees	1	X	X	X
	Establishments with 5 to 9 employees	—	X	X	X
	Establishments with 10 to 19 employees	—	X	X	X
	Establishments with 20 to 49 employees	—	X	X	X
	Establishments with 50 to 99 employees	—	X	X	X
	Establishments with 100 to 249 employees	—	X	X	X
	Establishments with 250 to 499 employees	—	X	X	X
	Establishments with 500 to 999 employees	—	X	X	X
	Establishments with 1,000 employees or more	1	X	X	X
337	Furniture and related product manufacturing				
	All establishments	40	1 123	10 216	40 987
	Establishments with 1 to 4 employees	12	X	X	X
	Establishments with 5 to 9 employees	6	X	X	X
	Establishments with 10 to 19 employees	10	X	X	X
	Establishments with 20 to 49 employees	6	X	X	X
	Establishments with 50 to 99 employees	4	X	X	X
	Establishments with 100 to 249 employees	1	X	X	X
	Establishments with 250 to 499 employees	1	X	X	X
	Establishments with 500 to 999 employees	—	X	X	X
	Establishments with 1,000 employees or more	—	X	X	X

See footnotes at end of table.

Table 5. Establishments, Employees, and Payroll by Industry and Employment Size of Establishments by County: 2004—Con.

[Excludes most government employees, railroad employees, and self-employed persons. Size class 1 to 4 employees includes establishments having payroll, but no employees, during mid-March pay period. For meaning of abbreviations and symbols, see introductory text. For explanation of terms, see Appendix A. For statement on reliability, see the note at the end of the table and Appendix C]

NAICS code	Geography, kind of business, and employment size class	Establishments (number)	Paid employees for pay period including March 12 (number)	First-quarter payroll (\$1,000)	Annual payroll (\$1,000)
31-33	UNION—Con.				
	Manufacturing—Con.				
337	Furniture and related product manufacturing—Con.				
3371	Household and institutional furniture and kitchen cabinet manufacturing				
	All establishments	21	284	1 919	8 289
	Establishments with 1 to 4 employees	9	X	X	X
	Establishments with 5 to 9 employees	4	X	X	X
	Establishments with 10 to 19 employees	3	X	X	X
	Establishments with 20 to 49 employees	4	X	X	X
	Establishments with 50 to 99 employees	1	X	X	X
	Establishments with 100 to 249 employees	—	X	X	X
	Establishments with 250 to 499 employees	—	X	X	X
	Establishments with 500 to 999 employees	—	X	X	X
	Establishments with 1,000 employees or more	—	X	X	X
33712	Household and institutional furniture manufacturing				
	All establishments	9	200	1 287	5 545
	Establishments with 1 to 4 employees	3	X	X	X
	Establishments with 5 to 9 employees	—	X	X	X
	Establishments with 10 to 19 employees	2	X	X	X
	Establishments with 20 to 49 employees	3	X	X	X
	Establishments with 50 to 99 employees	1	X	X	X
	Establishments with 100 to 249 employees	—	X	X	X
	Establishments with 250 to 499 employees	—	X	X	X
	Establishments with 500 to 999 employees	—	X	X	X
	Establishments with 1,000 employees or more	—	X	X	X
337122	Nonupholstered wood household furniture manufacturing				
	All establishments	7	c	D	D
	Establishments with 1 to 4 employees	3	X	X	X
	Establishments with 5 to 9 employees	—	X	X	X
	Establishments with 10 to 19 employees	2	X	X	X
	Establishments with 20 to 49 employees	1	X	X	X
	Establishments with 50 to 99 employees	1	X	X	X
	Establishments with 100 to 249 employees	—	X	X	X
	Establishments with 250 to 499 employees	—	X	X	X
	Establishments with 500 to 999 employees	—	X	X	X
	Establishments with 1,000 employees or more	—	X	X	X
3372	Office furniture (including fixtures) manufacturing				
	All establishments	16	370	4 500	18 936
	Establishments with 1 to 4 employees	3	X	X	X
	Establishments with 5 to 9 employees	2	X	X	X
	Establishments with 10 to 19 employees	7	X	X	X
	Establishments with 20 to 49 employees	1	X	X	X
	Establishments with 50 to 99 employees	2	X	X	X
	Establishments with 100 to 249 employees	1	X	X	X
	Establishments with 250 to 499 employees	—	X	X	X
	Establishments with 500 to 999 employees	—	X	X	X
	Establishments with 1,000 employees or more	—	X	X	X
33721	Office furniture (including fixtures) manufacturing				
	All establishments	16	370	4 500	18 936
	Establishments with 1 to 4 employees	3	X	X	X
	Establishments with 5 to 9 employees	2	X	X	X
	Establishments with 10 to 19 employees	7	X	X	X
	Establishments with 20 to 49 employees	1	X	X	X
	Establishments with 50 to 99 employees	2	X	X	X
	Establishments with 100 to 249 employees	1	X	X	X
	Establishments with 250 to 499 employees	—	X	X	X
	Establishments with 500 to 999 employees	—	X	X	X
	Establishments with 1,000 employees or more	—	X	X	X
337212	Custom architectural woodwork and millwork manufacturing				
	All establishments	10	209	2 443	10 835
	Establishments with 1 to 4 employees	2	X	X	X
	Establishments with 5 to 9 employees	1	X	X	X
	Establishments with 10 to 19 employees	5	X	X	X
	Establishments with 20 to 49 employees	1	X	X	X
	Establishments with 50 to 99 employees	—	X	X	X
	Establishments with 100 to 249 employees	1	X	X	X
	Establishments with 250 to 499 employees	—	X	X	X
	Establishments with 500 to 999 employees	—	X	X	X
	Establishments with 1,000 employees or more	—	X	X	X
337215	Showcase, partition, shelving, and locker manufacturing				
	All establishments	3	133	1 835	6 985
	Establishments with 1 to 4 employees	—	X	X	X
	Establishments with 5 to 9 employees	—	X	X	X
	Establishments with 10 to 19 employees	1	X	X	X
	Establishments with 20 to 49 employees	—	X	X	X
	Establishments with 50 to 99 employees	2	X	X	X
	Establishments with 100 to 249 employees	—	X	X	X
	Establishments with 250 to 499 employees	—	X	X	X
	Establishments with 500 to 999 employees	—	X	X	X
	Establishments with 1,000 employees or more	—	X	X	X

See footnotes at end of table.

Table 5. **Establishments, Employees, and Payroll by Industry and Employment Size of Establishments by County: 2004—Con.**

[Excludes most government employees, railroad employees, and self-employed persons. Size class 1 to 4 employees includes establishments having payroll, but no employees, during mid-March pay period. For meaning of abbreviations and symbols, see introductory text. For explanation of terms, see Appendix A. For statement on reliability, see the note at the end of the table and Appendix C]

NAICS code	Geography, kind of business, and employment size class	Establishments (number)	Paid employees for pay period including March 12 (number)	First-quarter payroll (\$1,000)	Annual payroll (\$1,000)
	UNION—Con.				
31-33	Manufacturing—Con.				
337	Furniture and related product manufacturing—Con.				
3379	Other furniture related product manufacturing				
	All establishments	3	469	3 797	13 762
	Establishments with 1 to 4 employees	—	X	X	X
	Establishments with 5 to 9 employees	—	X	X	X
	Establishments with 10 to 19 employees	—	X	X	X
	Establishments with 20 to 49 employees	1	X	X	X
	Establishments with 50 to 99 employees	1	X	X	X
	Establishments with 100 to 249 employees	—	X	X	X
	Establishments with 250 to 499 employees	1	X	X	X
	Establishments with 500 to 999 employees	—	X	X	X
	Establishments with 1,000 employees or more	—	X	X	X
33791	Mattress manufacturing				
	All establishments	3	469	3 797	13 762
	Establishments with 1 to 4 employees	—	X	X	X
	Establishments with 5 to 9 employees	—	X	X	X
	Establishments with 10 to 19 employees	—	X	X	X
	Establishments with 20 to 49 employees	1	X	X	X
	Establishments with 50 to 99 employees	1	X	X	X
	Establishments with 100 to 249 employees	—	X	X	X
	Establishments with 250 to 499 employees	1	X	X	X
	Establishments with 500 to 999 employees	—	X	X	X
	Establishments with 1,000 employees or more	—	X	X	X
337910	Mattress manufacturing				
	All establishments	3	469	3 797	13 762
	Establishments with 1 to 4 employees	—	X	X	X
	Establishments with 5 to 9 employees	—	X	X	X
	Establishments with 10 to 19 employees	—	X	X	X
	Establishments with 20 to 49 employees	1	X	X	X
	Establishments with 50 to 99 employees	1	X	X	X
	Establishments with 100 to 249 employees	—	X	X	X
	Establishments with 250 to 499 employees	1	X	X	X
	Establishments with 500 to 999 employees	—	X	X	X
	Establishments with 1,000 employees or more	—	X	X	X
339	Miscellaneous manufacturing				
	All establishments	81	1 188	9 929	46 038
	Establishments with 1 to 4 employees	33	X	X	X
	Establishments with 5 to 9 employees	18	X	X	X
	Establishments with 10 to 19 employees	11	X	X	X
	Establishments with 20 to 49 employees	15	X	X	X
	Establishments with 50 to 99 employees	2	X	X	X
	Establishments with 100 to 249 employees	2	X	X	X
	Establishments with 250 to 499 employees	—	X	X	X
	Establishments with 500 to 999 employees	—	X	X	X
	Establishments with 1,000 employees or more	—	X	X	X
3391	Medical equipment and supplies manufacturing				
	All establishments	32	373	3 577	16 646
	Establishments with 1 to 4 employees	20	X	X	X
	Establishments with 5 to 9 employees	6	X	X	X
	Establishments with 10 to 19 employees	3	X	X	X
	Establishments with 20 to 49 employees	2	X	X	X
	Establishments with 50 to 99 employees	—	X	X	X
	Establishments with 100 to 249 employees	1	X	X	X
	Establishments with 250 to 499 employees	—	X	X	X
	Establishments with 500 to 999 employees	—	X	X	X
	Establishments with 1,000 employees or more	—	X	X	X
33911	Medical equipment and supplies manufacturing				
	All establishments	32	373	3 577	16 646
	Establishments with 1 to 4 employees	20	X	X	X
	Establishments with 5 to 9 employees	6	X	X	X
	Establishments with 10 to 19 employees	3	X	X	X
	Establishments with 20 to 49 employees	2	X	X	X
	Establishments with 50 to 99 employees	—	X	X	X
	Establishments with 100 to 249 employees	1	X	X	X
	Establishments with 250 to 499 employees	—	X	X	X
	Establishments with 500 to 999 employees	—	X	X	X
	Establishments with 1,000 employees or more	—	X	X	X
339113	Surgical appliance and supplies manufacturing				
	All establishments	3	c	D	D
	Establishments with 1 to 4 employees	—	X	X	X
	Establishments with 5 to 9 employees	1	X	X	X
	Establishments with 10 to 19 employees	1	X	X	X
	Establishments with 20 to 49 employees	—	X	X	X
	Establishments with 50 to 99 employees	—	X	X	X
	Establishments with 100 to 249 employees	1	X	X	X
	Establishments with 250 to 499 employees	—	X	X	X
	Establishments with 500 to 999 employees	—	X	X	X
	Establishments with 1,000 employees or more	—	X	X	X

See footnotes at end of table.

Table 5. Establishments, Employees, and Payroll by Industry and Employment Size of Establishments by County: 2004—Con.

[Excludes most government employees, railroad employees, and self-employed persons. Size class 1 to 4 employees includes establishments having payroll, but no employees, during mid-March pay period. For meaning of abbreviations and symbols, see introductory text. For explanation of terms, see Appendix A. For statement on reliability, see the note at the end of the table and Appendix C]

NAICS code	Geography, kind of business, and employment size class	Establishments (number)	Paid employees for pay period including March 12 (number)	First-quarter payroll (\$1,000)	Annual payroll (\$1,000)
31-33	UNION—Con.				
	Manufacturing—Con.				
339	Miscellaneous manufacturing—Con.				
3391	Medical equipment and supplies manufacturing—Con.				
33911	Medical equipment and supplies manufacturing—Con.				
339116	Dental laboratories				
	All establishments	22	111	1 016	4 445
	Establishments with 1 to 4 employees	16	X	X	X
	Establishments with 5 to 9 employees	3	X	X	X
	Establishments with 10 to 19 employees	2	X	X	X
	Establishments with 20 to 49 employees	1	X	X	X
	Establishments with 50 to 99 employees	—	X	X	X
	Establishments with 100 to 249 employees	—	X	X	X
	Establishments with 250 to 499 employees	—	X	X	X
	Establishments with 500 to 999 employees	—	X	X	X
	Establishments with 1,000 employees or more	—	X	X	X
3399	Other miscellaneous manufacturing				
	All establishments	49	815	6 352	29 392
	Establishments with 1 to 4 employees	13	X	X	X
	Establishments with 5 to 9 employees	12	X	X	X
	Establishments with 10 to 19 employees	8	X	X	X
	Establishments with 20 to 49 employees	13	X	X	X
	Establishments with 50 to 99 employees	2	X	X	X
	Establishments with 100 to 249 employees	1	X	X	X
	Establishments with 250 to 499 employees	—	X	X	X
	Establishments with 500 to 999 employees	—	X	X	X
	Establishments with 1,000 employees or more	—	X	X	X
33992	Sporting and athletic goods manufacturing				
	All establishments	3	121	699	3 011
	Establishments with 1 to 4 employees	—	X	X	X
	Establishments with 5 to 9 employees	1	X	X	X
	Establishments with 10 to 19 employees	—	X	X	X
	Establishments with 20 to 49 employees	1	X	X	X
	Establishments with 50 to 99 employees	1	X	X	X
	Establishments with 100 to 249 employees	—	X	X	X
	Establishments with 250 to 499 employees	—	X	X	X
	Establishments with 500 to 999 employees	—	X	X	X
	Establishments with 1,000 employees or more	—	X	X	X
339920	Sporting and athletic goods manufacturing				
	All establishments	3	121	699	3 011
	Establishments with 1 to 4 employees	—	X	X	X
	Establishments with 5 to 9 employees	1	X	X	X
	Establishments with 10 to 19 employees	—	X	X	X
	Establishments with 20 to 49 employees	1	X	X	X
	Establishments with 50 to 99 employees	1	X	X	X
	Establishments with 100 to 249 employees	—	X	X	X
	Establishments with 250 to 499 employees	—	X	X	X
	Establishments with 500 to 999 employees	—	X	X	X
	Establishments with 1,000 employees or more	—	X	X	X
33994	Office supplies (except paper) manufacturing				
	All establishments	4	186	1 320	6 974
	Establishments with 1 to 4 employees	—	X	X	X
	Establishments with 5 to 9 employees	2	X	X	X
	Establishments with 10 to 19 employees	—	X	X	X
	Establishments with 20 to 49 employees	—	X	X	X
	Establishments with 50 to 99 employees	1	X	X	X
	Establishments with 100 to 249 employees	1	X	X	X
	Establishments with 250 to 499 employees	—	X	X	X
	Establishments with 500 to 999 employees	—	X	X	X
	Establishments with 1,000 employees or more	—	X	X	X
339941	Pen and mechanical pencil manufacturing				
	All establishments	1	c	D	D
	Establishments with 1 to 4 employees	—	X	X	X
	Establishments with 5 to 9 employees	—	X	X	X
	Establishments with 10 to 19 employees	—	X	X	X
	Establishments with 20 to 49 employees	—	X	X	X
	Establishments with 50 to 99 employees	—	X	X	X
	Establishments with 100 to 249 employees	1	X	X	X
	Establishments with 250 to 499 employees	—	X	X	X
	Establishments with 500 to 999 employees	—	X	X	X
	Establishments with 1,000 employees or more	—	X	X	X
33995	Sign manufacturing				
	All establishments	11	120	781	3 651
	Establishments with 1 to 4 employees	5	X	X	X
	Establishments with 5 to 9 employees	2	X	X	X
	Establishments with 10 to 19 employees	2	X	X	X
	Establishments with 20 to 49 employees	2	X	X	X
	Establishments with 50 to 99 employees	—	X	X	X
	Establishments with 100 to 249 employees	—	X	X	X
	Establishments with 250 to 499 employees	—	X	X	X
	Establishments with 500 to 999 employees	—	X	X	X
	Establishments with 1,000 employees or more	—	X	X	X

See footnotes at end of table.

Table 5. Establishments, Employees, and Payroll by Industry and Employment Size of Establishments by County: 2004—Con.

[Excludes most government employees, railroad employees, and self-employed persons. Size class 1 to 4 employees includes establishments having payroll, but no employees, during mid-March pay period. For meaning of abbreviations and symbols, see introductory text. For explanation of terms, see Appendix A. For statement on reliability, see the note at the end of the table and Appendix C]

NAICS code	Geography, kind of business, and employment size class	Establishments (number)	Paid employees for pay period including March 12 (number)	First-quarter payroll (\$1,000)	Annual payroll (\$1,000)
UNION—Con.					
31-33	Manufacturing—Con.				
339	Miscellaneous manufacturing—Con.				
3399	Other miscellaneous manufacturing—Con.				
33995	Sign manufacturing—Con.				
339950	Sign manufacturing				
	All establishments	11	120	781	3 651
	Establishments with 1 to 4 employees	5	X	X	X
	Establishments with 5 to 9 employees	2	X	X	X
	Establishments with 10 to 19 employees	2	X	X	X
	Establishments with 20 to 49 employees	2	X	X	X
	Establishments with 50 to 99 employees	—	X	X	X
	Establishments with 100 to 249 employees	—	X	X	X
	Establishments with 250 to 499 employees	—	X	X	X
	Establishments with 500 to 999 employees	—	X	X	X
	Establishments with 1,000 employees or more	—	X	X	X
33999	All other miscellaneous manufacturing				
	All establishments	16	258	2 576	10 762
	Establishments with 1 to 4 employees	2	X	X	X
	Establishments with 5 to 9 employees	3	X	X	X
	Establishments with 10 to 19 employees	4	X	X	X
	Establishments with 20 to 49 employees	7	X	X	X
	Establishments with 50 to 99 employees	—	X	X	X
	Establishments with 100 to 249 employees	—	X	X	X
	Establishments with 250 to 499 employees	—	X	X	X
	Establishments with 500 to 999 employees	—	X	X	X
	Establishments with 1,000 employees or more	—	X	X	X
339999	All other miscellaneous manufacturing				
	All establishments	13	c	D	D
	Establishments with 1 to 4 employees	1	X	X	X
	Establishments with 5 to 9 employees	3	X	X	X
	Establishments with 10 to 19 employees	3	X	X	X
	Establishments with 20 to 49 employees	6	X	X	X
	Establishments with 50 to 99 employees	—	X	X	X
	Establishments with 100 to 249 employees	—	X	X	X
	Establishments with 250 to 499 employees	—	X	X	X
	Establishments with 500 to 999 employees	—	X	X	X
	Establishments with 1,000 employees or more	—	X	X	X
42	Wholesale trade				
	All establishments	1 041	20 650	268 556	982 088
	Establishments with 1 to 4 employees	511	X	X	X
	Establishments with 5 to 9 employees	197	X	X	X
	Establishments with 10 to 19 employees	164	X	X	X
	Establishments with 20 to 49 employees	95	X	X	X
	Establishments with 50 to 99 employees	50	X	X	X
	Establishments with 100 to 249 employees	17	X	X	X
	Establishments with 250 to 499 employees	4	X	X	X
	Establishments with 500 to 999 employees	1	X	X	X
	Establishments with 1,000 employees or more	2	X	X	X
423	Durable goods merchant wholesalers				
	All establishments	622	9 564	110 295	444 489
	Establishments with 1 to 4 employees	282	X	X	X
	Establishments with 5 to 9 employees	132	X	X	X
	Establishments with 10 to 19 employees	111	X	X	X
	Establishments with 20 to 49 employees	54	X	X	X
	Establishments with 50 to 99 employees	33	X	X	X
	Establishments with 100 to 249 employees	7	X	X	X
	Establishments with 250 to 499 employees	2	X	X	X
	Establishments with 500 to 999 employees	—	X	X	X
	Establishments with 1,000 employees or more	1	X	X	X
4231	Motor vehicle and motor vehicle parts and supplies merchant wholesalers				
	All establishments	65	1 050	9 375	44 156
	Establishments with 1 to 4 employees	27	X	X	X
	Establishments with 5 to 9 employees	15	X	X	X
	Establishments with 10 to 19 employees	11	X	X	X
	Establishments with 20 to 49 employees	6	X	X	X
	Establishments with 50 to 99 employees	5	X	X	X
	Establishments with 100 to 249 employees	1	X	X	X
	Establishments with 250 to 499 employees	—	X	X	X
	Establishments with 500 to 999 employees	—	X	X	X
	Establishments with 1,000 employees or more	—	X	X	X
42311	Automobile and other motor vehicle merchant wholesalers				
	All establishments	15	318	3 567	17 848
	Establishments with 1 to 4 employees	6	X	X	X
	Establishments with 5 to 9 employees	1	X	X	X
	Establishments with 10 to 19 employees	4	X	X	X
	Establishments with 20 to 49 employees	1	X	X	X
	Establishments with 50 to 99 employees	3	X	X	X
	Establishments with 100 to 249 employees	—	X	X	X
	Establishments with 250 to 499 employees	—	X	X	X
	Establishments with 500 to 999 employees	—	X	X	X

See footnotes at end of table.

Table 5. Establishments, Employees, and Payroll by Industry and Employment Size of Establishments by County: 2004—Con.

[Excludes most government employees, railroad employees, and self-employed persons. Size class 1 to 4 employees includes establishments having payroll, but no employees, during mid-March pay period. For meaning of abbreviations and symbols, see introductory text. For explanation of terms, see Appendix A. For statement on reliability, see the note at the end of the table and Appendix C]

NAICS code	Geography, kind of business, and employment size class	Establishments (number)	Paid employees for pay period including March 12 (number)	First-quarter payroll (\$1,000)	Annual payroll (\$1,000)
	UNION—Con.				
42	Wholesale trade—Con.				
423	Durable goods merchant wholesalers—Con.				
4231	Motor vehicle and motor vehicle parts and supplies merchant wholesalers—Con.				
42311	Automobile and other motor vehicle merchant wholesalers—Con.				
	All establishments—Con.				
	Establishments with 1,000 employees or more	—	X	X	X
423110	Automobile and other motor vehicle merchant wholesalers				
	All establishments	15	318	3 567	17 848
	Establishments with 1 to 4 employees	6	X	X	X
	Establishments with 5 to 9 employees	1	X	X	X
	Establishments with 10 to 19 employees	4	X	X	X
	Establishments with 20 to 49 employees	1	X	X	X
	Establishments with 50 to 99 employees	3	X	X	X
	Establishments with 100 to 249 employees	—	X	X	X
	Establishments with 250 to 499 employees	—	X	X	X
	Establishments with 500 to 999 employees	—	X	X	X
	Establishments with 1,000 employees or more	—	X	X	X
42312	Motor vehicle supplies and new parts merchant wholesalers				
	All establishments	41	553	4 091	18 771
	Establishments with 1 to 4 employees	18	X	X	X
	Establishments with 5 to 9 employees	13	X	X	X
	Establishments with 10 to 19 employees	4	X	X	X
	Establishments with 20 to 49 employees	4	X	X	X
	Establishments with 50 to 99 employees	1	X	X	X
	Establishments with 100 to 249 employees	1	X	X	X
	Establishments with 250 to 499 employees	—	X	X	X
	Establishments with 500 to 999 employees	—	X	X	X
	Establishments with 1,000 employees or more	—	X	X	X
423120	Motor vehicle supplies and new parts merchant wholesalers				
	All establishments	41	553	4 091	18 771
	Establishments with 1 to 4 employees	18	X	X	X
	Establishments with 5 to 9 employees	13	X	X	X
	Establishments with 10 to 19 employees	4	X	X	X
	Establishments with 20 to 49 employees	4	X	X	X
	Establishments with 50 to 99 employees	1	X	X	X
	Establishments with 100 to 249 employees	1	X	X	X
	Establishments with 250 to 499 employees	—	X	X	X
	Establishments with 500 to 999 employees	—	X	X	X
	Establishments with 1,000 employees or more	—	X	X	X
42313	Tire and tube merchant wholesalers				
	All establishments	7	c	D	D
	Establishments with 1 to 4 employees	2	X	X	X
	Establishments with 5 to 9 employees	—	X	X	X
	Establishments with 10 to 19 employees	3	X	X	X
	Establishments with 20 to 49 employees	1	X	X	X
	Establishments with 50 to 99 employees	1	X	X	X
	Establishments with 100 to 249 employees	—	X	X	X
	Establishments with 250 to 499 employees	—	X	X	X
	Establishments with 500 to 999 employees	—	X	X	X
	Establishments with 1,000 employees or more	—	X	X	X
423130	Tire and tube merchant wholesalers				
	All establishments	7	c	D	D
	Establishments with 1 to 4 employees	2	X	X	X
	Establishments with 5 to 9 employees	—	X	X	X
	Establishments with 10 to 19 employees	3	X	X	X
	Establishments with 20 to 49 employees	1	X	X	X
	Establishments with 50 to 99 employees	1	X	X	X
	Establishments with 100 to 249 employees	—	X	X	X
	Establishments with 250 to 499 employees	—	X	X	X
	Establishments with 500 to 999 employees	—	X	X	X
	Establishments with 1,000 employees or more	—	X	X	X
4232	Furniture and home furnishing merchant wholesalers				
	All establishments	49	644	7 073	28 408
	Establishments with 1 to 4 employees	21	X	X	X
	Establishments with 5 to 9 employees	12	X	X	X
	Establishments with 10 to 19 employees	6	X	X	X
	Establishments with 20 to 49 employees	6	X	X	X
	Establishments with 50 to 99 employees	4	X	X	X
	Establishments with 100 to 249 employees	—	X	X	X
	Establishments with 250 to 499 employees	—	X	X	X
	Establishments with 500 to 999 employees	—	X	X	X
	Establishments with 1,000 employees or more	—	X	X	X

See footnotes at end of table.

Table 5. Establishments, Employees, and Payroll by Industry and Employment Size of Establishments by County: 2004—Con.

[Excludes most government employees, railroad employees, and self-employed persons. Size class 1 to 4 employees includes establishments having payroll, but no employees, during mid-March pay period. For meaning of abbreviations and symbols, see introductory text. For explanation of terms, see Appendix A. For statement on reliability, see the note at the end of the table and Appendix C]

NAICS code	Geography, kind of business, and employment size class	Establishments (number)	Paid employees for pay period including March 12 (number)	First-quarter payroll (\$1,000)	Annual payroll (\$1,000)
42	UNION—Con.				
	Wholesale trade—Con.				
423	Durable goods merchant wholesalers—Con.				
4232	Furniture and home furnishing merchant wholesalers—Con.				
42321	Furniture merchant wholesalers				
	All establishments	29	398	4 691	18 834
	Establishments with 1 to 4 employees	12	X	X	X
	Establishments with 5 to 9 employees	6	X	X	X
	Establishments with 10 to 19 employees	5	X	X	X
	Establishments with 20 to 49 employees	4	X	X	X
	Establishments with 50 to 99 employees	2	X	X	X
	Establishments with 100 to 249 employees	—	X	X	X
	Establishments with 250 to 499 employees	—	X	X	X
	Establishments with 500 to 999 employees	—	X	X	X
	Establishments with 1,000 employees or more	—	X	X	X
423210	Furniture merchant wholesalers				
	All establishments	29	398	4 691	18 834
	Establishments with 1 to 4 employees	12	X	X	X
	Establishments with 5 to 9 employees	6	X	X	X
	Establishments with 10 to 19 employees	5	X	X	X
	Establishments with 20 to 49 employees	4	X	X	X
	Establishments with 50 to 99 employees	2	X	X	X
	Establishments with 100 to 249 employees	—	X	X	X
	Establishments with 250 to 499 employees	—	X	X	X
	Establishments with 500 to 999 employees	—	X	X	X
	Establishments with 1,000 employees or more	—	X	X	X
42322	Home furnishing merchant wholesalers				
	All establishments	20	246	2 382	9 574
	Establishments with 1 to 4 employees	9	X	X	X
	Establishments with 5 to 9 employees	6	X	X	X
	Establishments with 10 to 19 employees	1	X	X	X
	Establishments with 20 to 49 employees	2	X	X	X
	Establishments with 50 to 99 employees	2	X	X	X
	Establishments with 100 to 249 employees	—	X	X	X
	Establishments with 250 to 499 employees	—	X	X	X
	Establishments with 500 to 999 employees	—	X	X	X
	Establishments with 1,000 employees or more	—	X	X	X
423220	Home furnishing merchant wholesalers				
	All establishments	20	246	2 382	9 574
	Establishments with 1 to 4 employees	9	X	X	X
	Establishments with 5 to 9 employees	6	X	X	X
	Establishments with 10 to 19 employees	1	X	X	X
	Establishments with 20 to 49 employees	2	X	X	X
	Establishments with 50 to 99 employees	2	X	X	X
	Establishments with 100 to 249 employees	—	X	X	X
	Establishments with 250 to 499 employees	—	X	X	X
	Establishments with 500 to 999 employees	—	X	X	X
	Establishments with 1,000 employees or more	—	X	X	X
4233	Lumber and other construction materials merchant wholesalers				
	All establishments	40	536	6 080	26 641
	Establishments with 1 to 4 employees	13	X	X	X
	Establishments with 5 to 9 employees	7	X	X	X
	Establishments with 10 to 19 employees	14	X	X	X
	Establishments with 20 to 49 employees	4	X	X	X
	Establishments with 50 to 99 employees	2	X	X	X
	Establishments with 100 to 249 employees	—	X	X	X
	Establishments with 250 to 499 employees	—	X	X	X
	Establishments with 500 to 999 employees	—	X	X	X
	Establishments with 1,000 employees or more	—	X	X	X
42331	Lumber, plywood, millwork, and wood panel merchant wholesalers				
	All establishments	21	265	2 322	11 686
	Establishments with 1 to 4 employees	6	X	X	X
	Establishments with 5 to 9 employees	5	X	X	X
	Establishments with 10 to 19 employees	8	X	X	X
	Establishments with 20 to 49 employees	1	X	X	X
	Establishments with 50 to 99 employees	1	X	X	X
	Establishments with 100 to 249 employees	—	X	X	X
	Establishments with 250 to 499 employees	—	X	X	X
	Establishments with 500 to 999 employees	—	X	X	X
	Establishments with 1,000 employees or more	—	X	X	X
423310	Lumber, plywood, millwork, and wood panel merchant wholesalers				
	All establishments	21	265	2 322	11 686
	Establishments with 1 to 4 employees	6	X	X	X
	Establishments with 5 to 9 employees	5	X	X	X
	Establishments with 10 to 19 employees	8	X	X	X
	Establishments with 20 to 49 employees	1	X	X	X
	Establishments with 50 to 99 employees	1	X	X	X
	Establishments with 100 to 249 employees	—	X	X	X
	Establishments with 250 to 499 employees	—	X	X	X
	Establishments with 500 to 999 employees	—	X	X	X
	Establishments with 1,000 employees or more	—	X	X	X

See footnotes at end of table.

Table 5. Establishments, Employees, and Payroll by Industry and Employment Size of Establishments by County: 2004—Con.

[Excludes most government employees, railroad employees, and self-employed persons. Size class 1 to 4 employees includes establishments having payroll, but no employees, during mid-March pay period. For meaning of abbreviations and symbols, see introductory text. For explanation of terms, see Appendix A. For statement on reliability, see the note at the end of the table and Appendix C]

NAICS code	Geography, kind of business, and employment size class	Establishments (number)	Paid employees for pay period including March 12 (number)	First-quarter payroll (\$1,000)	Annual payroll (\$1,000)
42	UNION—Con.				
	Wholesale trade—Con.				
423	Durable goods merchant wholesalers—Con.				
4233	Lumber and other construction materials merchant wholesalers—Con.				
42333	Roofing, siding, and insulation material merchant wholesalers				
	All establishments	6	110	1 040	5 016
	Establishments with 1 to 4 employees	1	X	X	X
	Establishments with 5 to 9 employees	—	X	X	X
	Establishments with 10 to 19 employees	2	X	X	X
	Establishments with 20 to 49 employees	3	X	X	X
	Establishments with 50 to 99 employees	—	X	X	X
	Establishments with 100 to 249 employees	—	X	X	X
	Establishments with 250 to 499 employees	—	X	X	X
	Establishments with 500 to 999 employees	—	X	X	X
	Establishments with 1,000 employees or more	—	X	X	X
423330	Roofing, siding, and insulation material merchant wholesalers				
	All establishments	6	110	1 040	5 016
	Establishments with 1 to 4 employees	1	X	X	X
	Establishments with 5 to 9 employees	—	X	X	X
	Establishments with 10 to 19 employees	2	X	X	X
	Establishments with 20 to 49 employees	3	X	X	X
	Establishments with 50 to 99 employees	—	X	X	X
	Establishments with 100 to 249 employees	—	X	X	X
	Establishments with 250 to 499 employees	—	X	X	X
	Establishments with 500 to 999 employees	—	X	X	X
	Establishments with 1,000 employees or more	—	X	X	X
42339	Other construction material merchant wholesalers				
	All establishments	8	126	2 444	8 550
	Establishments with 1 to 4 employees	3	X	X	X
	Establishments with 5 to 9 employees	1	X	X	X
	Establishments with 10 to 19 employees	3	X	X	X
	Establishments with 20 to 49 employees	—	X	X	X
	Establishments with 50 to 99 employees	1	X	X	X
	Establishments with 100 to 249 employees	—	X	X	X
	Establishments with 250 to 499 employees	—	X	X	X
	Establishments with 500 to 999 employees	—	X	X	X
	Establishments with 1,000 employees or more	—	X	X	X
423390	Other construction material merchant wholesalers				
	All establishments	8	126	2 444	8 550
	Establishments with 1 to 4 employees	3	X	X	X
	Establishments with 5 to 9 employees	1	X	X	X
	Establishments with 10 to 19 employees	3	X	X	X
	Establishments with 20 to 49 employees	—	X	X	X
	Establishments with 50 to 99 employees	1	X	X	X
	Establishments with 100 to 249 employees	—	X	X	X
	Establishments with 250 to 499 employees	—	X	X	X
	Establishments with 500 to 999 employees	—	X	X	X
	Establishments with 1,000 employees or more	—	X	X	X
4234	Professional and commercial equipment and supplies merchant wholesalers				
	All establishments	79	2 365	25 420	80 369
	Establishments with 1 to 4 employees	33	X	X	X
	Establishments with 5 to 9 employees	17	X	X	X
	Establishments with 10 to 19 employees	13	X	X	X
	Establishments with 20 to 49 employees	9	X	X	X
	Establishments with 50 to 99 employees	5	X	X	X
	Establishments with 100 to 249 employees	1	X	X	X
	Establishments with 250 to 499 employees	—	X	X	X
	Establishments with 500 to 999 employees	—	X	X	X
	Establishments with 1,000 employees or more	1	X	X	X
42342	Office equipment merchant wholesalers				
	All establishments	17	337	5 076	21 058
	Establishments with 1 to 4 employees	6	X	X	X
	Establishments with 5 to 9 employees	3	X	X	X
	Establishments with 10 to 19 employees	4	X	X	X
	Establishments with 20 to 49 employees	2	X	X	X
	Establishments with 50 to 99 employees	1	X	X	X
	Establishments with 100 to 249 employees	1	X	X	X
	Establishments with 250 to 499 employees	—	X	X	X
	Establishments with 500 to 999 employees	—	X	X	X
	Establishments with 1,000 employees or more	—	X	X	X
423420	Office equipment merchant wholesalers				
	All establishments	17	337	5 076	21 058
	Establishments with 1 to 4 employees	6	X	X	X
	Establishments with 5 to 9 employees	3	X	X	X
	Establishments with 10 to 19 employees	4	X	X	X
	Establishments with 20 to 49 employees	2	X	X	X
	Establishments with 50 to 99 employees	1	X	X	X
	Establishments with 100 to 249 employees	1	X	X	X
	Establishments with 250 to 499 employees	—	X	X	X
	Establishments with 500 to 999 employees	—	X	X	X
	Establishments with 1,000 employees or more	—	X	X	X

See footnotes at end of table.

Table 5. Establishments, Employees, and Payroll by Industry and Employment Size of Establishments by County: 2004—Con.

[Excludes most government employees, railroad employees, and self-employed persons. Size class 1 to 4 employees includes establishments having payroll, but no employees, during mid-March pay period. For meaning of abbreviations and symbols, see introductory text. For explanation of terms, see Appendix A. For statement on reliability, see the note at the end of the table and Appendix C]

NAICS code	Geography, kind of business, and employment size class	Establishments (number)	Paid employees for pay period including March 12 (number)	First-quarter payroll (\$1,000)	Annual payroll (\$1,000)
	UNION—Con.				
42	Wholesale trade—Con.				
423	Durable goods merchant wholesalers—Con.				
4234	Professional and commercial equipment and supplies merchant wholesalers—Con.				
42343	Computer and computer peripheral equipment and software merchant wholesalers				
	All establishments	25	1 531	12 739	31 572
	Establishments with 1 to 4 employees	9	X	X	X
	Establishments with 5 to 9 employees	8	X	X	X
	Establishments with 10 to 19 employees	4	X	X	X
	Establishments with 20 to 49 employees	1	X	X	X
	Establishments with 50 to 99 employees	2	X	X	X
	Establishments with 100 to 249 employees	—	X	X	X
	Establishments with 250 to 499 employees	—	X	X	X
	Establishments with 500 to 999 employees	—	X	X	X
	Establishments with 1,000 employees or more	1	X	X	X
423430	Computer and computer peripheral equipment and software merchant wholesalers				
	All establishments	25	1 531	12 739	31 572
	Establishments with 1 to 4 employees	9	X	X	X
	Establishments with 5 to 9 employees	8	X	X	X
	Establishments with 10 to 19 employees	4	X	X	X
	Establishments with 20 to 49 employees	1	X	X	X
	Establishments with 50 to 99 employees	2	X	X	X
	Establishments with 100 to 249 employees	—	X	X	X
	Establishments with 250 to 499 employees	—	X	X	X
	Establishments with 500 to 999 employees	—	X	X	X
	Establishments with 1,000 employees or more	1	X	X	X
42345	Medical, dental, and hospital equipment and supplies merchant wholesalers				
	All establishments	14	368	6 488	22 966
	Establishments with 1 to 4 employees	3	X	X	X
	Establishments with 5 to 9 employees	3	X	X	X
	Establishments with 10 to 19 employees	1	X	X	X
	Establishments with 20 to 49 employees	5	X	X	X
	Establishments with 50 to 99 employees	2	X	X	X
	Establishments with 100 to 249 employees	—	X	X	X
	Establishments with 250 to 499 employees	—	X	X	X
	Establishments with 500 to 999 employees	—	X	X	X
	Establishments with 1,000 employees or more	—	X	X	X
423450	Medical, dental, and hospital equipment and supplies merchant wholesalers				
	All establishments	14	368	6 488	22 966
	Establishments with 1 to 4 employees	3	X	X	X
	Establishments with 5 to 9 employees	3	X	X	X
	Establishments with 10 to 19 employees	1	X	X	X
	Establishments with 20 to 49 employees	5	X	X	X
	Establishments with 50 to 99 employees	2	X	X	X
	Establishments with 100 to 249 employees	—	X	X	X
	Establishments with 250 to 499 employees	—	X	X	X
	Establishments with 500 to 999 employees	—	X	X	X
	Establishments with 1,000 employees or more	—	X	X	X
4235	Metal and mineral (except petroleum) merchant wholesalers				
	All establishments	26	255	3 008	13 656
	Establishments with 1 to 4 employees	10	X	X	X
	Establishments with 5 to 9 employees	7	X	X	X
	Establishments with 10 to 19 employees	4	X	X	X
	Establishments with 20 to 49 employees	4	X	X	X
	Establishments with 50 to 99 employees	1	X	X	X
	Establishments with 100 to 249 employees	—	X	X	X
	Establishments with 250 to 499 employees	—	X	X	X
	Establishments with 500 to 999 employees	—	X	X	X
	Establishments with 1,000 employees or more	—	X	X	X
42351	Metal service centers and other metal merchant wholesalers				
	All establishments	26	255	3 008	13 656
	Establishments with 1 to 4 employees	10	X	X	X
	Establishments with 5 to 9 employees	7	X	X	X
	Establishments with 10 to 19 employees	4	X	X	X
	Establishments with 20 to 49 employees	4	X	X	X
	Establishments with 50 to 99 employees	1	X	X	X
	Establishments with 100 to 249 employees	—	X	X	X
	Establishments with 250 to 499 employees	—	X	X	X
	Establishments with 500 to 999 employees	—	X	X	X
	Establishments with 1,000 employees or more	—	X	X	X

See footnotes at end of table.

Table 5. Establishments, Employees, and Payroll by Industry and Employment Size of Establishments by County: 2004—Con.

[Excludes most government employees, railroad employees, and self-employed persons. Size class 1 to 4 employees includes establishments having payroll, but no employees, during mid-March pay period. For meaning of abbreviations and symbols, see introductory text. For explanation of terms, see Appendix A. For statement on reliability, see the note at the end of the table and Appendix C]

NAICS code	Geography, kind of business, and employment size class	Establishments (number)	Paid employees for pay period including March 12 (number)	First-quarter payroll (\$1,000)	Annual payroll (\$1,000)
	UNION—Con.				
42	Wholesale trade—Con.				
423	Durable goods merchant wholesalers—Con.				
4235	Metal and mineral (except petroleum) merchant wholesalers—Con.				
42351	Metal service centers and other metal merchant wholesalers—Con.				
423510	Metal service centers and other metal merchant wholesalers				
	All establishments	26	255	3 008	13 656
	Establishments with 1 to 4 employees	10	X	X	X
	Establishments with 5 to 9 employees	7	X	X	X
	Establishments with 10 to 19 employees	4	X	X	X
	Establishments with 20 to 49 employees	4	X	X	X
	Establishments with 50 to 99 employees	1	X	X	X
	Establishments with 100 to 249 employees	—	X	X	X
	Establishments with 250 to 499 employees	—	X	X	X
	Establishments with 500 to 999 employees	—	X	X	X
	Establishments with 1,000 employees or more	—	X	X	X
4236	Electrical and electronic goods merchant wholesalers				
	All establishments	77	1 017	13 677	61 828
	Establishments with 1 to 4 employees	39	X	X	X
	Establishments with 5 to 9 employees	13	X	X	X
	Establishments with 10 to 19 employees	15	X	X	X
	Establishments with 20 to 49 employees	4	X	X	X
	Establishments with 50 to 99 employees	4	X	X	X
	Establishments with 100 to 249 employees	2	X	X	X
	Establishments with 250 to 499 employees	—	X	X	X
	Establishments with 500 to 999 employees	—	X	X	X
	Establishments with 1,000 employees or more	—	X	X	X
42361	Electrical apparatus and equipment, wiring supplies, and related equipment merchant wholesalers				
	All establishments	28	581	7 617	34 885
	Establishments with 1 to 4 employees	11	X	X	X
	Establishments with 5 to 9 employees	5	X	X	X
	Establishments with 10 to 19 employees	7	X	X	X
	Establishments with 20 to 49 employees	1	X	X	X
	Establishments with 50 to 99 employees	2	X	X	X
	Establishments with 100 to 249 employees	2	X	X	X
	Establishments with 250 to 499 employees	—	X	X	X
	Establishments with 500 to 999 employees	—	X	X	X
	Establishments with 1,000 employees or more	—	X	X	X
423610	Electrical apparatus and equipment, wiring supplies, and related equipment merchant wholesalers				
	All establishments	28	581	7 617	34 885
	Establishments with 1 to 4 employees	11	X	X	X
	Establishments with 5 to 9 employees	5	X	X	X
	Establishments with 10 to 19 employees	7	X	X	X
	Establishments with 20 to 49 employees	1	X	X	X
	Establishments with 50 to 99 employees	2	X	X	X
	Establishments with 100 to 249 employees	2	X	X	X
	Establishments with 250 to 499 employees	—	X	X	X
	Establishments with 500 to 999 employees	—	X	X	X
	Establishments with 1,000 employees or more	—	X	X	X
42362	Electrical and electronic appliance, television, and radio set merchant wholesalers				
	All establishments	10	142	1 893	8 949
	Establishments with 1 to 4 employees	6	X	X	X
	Establishments with 5 to 9 employees	1	X	X	X
	Establishments with 10 to 19 employees	1	X	X	X
	Establishments with 20 to 49 employees	—	X	X	X
	Establishments with 50 to 99 employees	2	X	X	X
	Establishments with 100 to 249 employees	—	X	X	X
	Establishments with 250 to 499 employees	—	X	X	X
	Establishments with 500 to 999 employees	—	X	X	X
	Establishments with 1,000 employees or more	—	X	X	X
423620	Electrical and electronic appliance, television, and radio set merchant wholesalers				
	All establishments	10	142	1 893	8 949
	Establishments with 1 to 4 employees	6	X	X	X
	Establishments with 5 to 9 employees	1	X	X	X
	Establishments with 10 to 19 employees	1	X	X	X
	Establishments with 20 to 49 employees	—	X	X	X
	Establishments with 50 to 99 employees	2	X	X	X
	Establishments with 100 to 249 employees	—	X	X	X
	Establishments with 250 to 499 employees	—	X	X	X
	Establishments with 500 to 999 employees	—	X	X	X
	Establishments with 1,000 employees or more	—	X	X	X

See footnotes at end of table.

Table 5. Establishments, Employees, and Payroll by Industry and Employment Size of Establishments by County: 2004—Con.

[Excludes most government employees, railroad employees, and self-employed persons. Size class 1 to 4 employees includes establishments having payroll, but no employees, during mid-March pay period. For meaning of abbreviations and symbols, see introductory text. For explanation of terms, see Appendix A. For statement on reliability, see the note at the end of the table and Appendix C]

NAICS code	Geography, kind of business, and employment size class	Establishments (number)	Paid employees for pay period including March 12 (number)	First-quarter payroll (\$1,000)	Annual payroll (\$1,000)
42	UNION—Con.				
423	Wholesale trade—Con.				
4236	Durable goods merchant wholesalers—Con.				
42369	Electrical and electronic goods merchant wholesalers—Con.				
423699	Other electronic parts and equipment merchant wholesalers				
	All establishments	39	294	4 167	17 994
	Establishments with 1 to 4 employees	22	X	X	X
	Establishments with 5 to 9 employees	7	X	X	X
	Establishments with 10 to 19 employees	7	X	X	X
	Establishments with 20 to 49 employees	3	X	X	X
	Establishments with 50 to 99 employees	—	X	X	X
	Establishments with 100 to 249 employees	—	X	X	X
	Establishments with 250 to 499 employees	—	X	X	X
	Establishments with 500 to 999 employees	—	X	X	X
	Establishments with 1,000 employees or more	—	X	X	X
423690	Other electronic parts and equipment merchant wholesalers				
	All establishments	39	294	4 167	17 994
	Establishments with 1 to 4 employees	22	X	X	X
	Establishments with 5 to 9 employees	7	X	X	X
	Establishments with 10 to 19 employees	7	X	X	X
	Establishments with 20 to 49 employees	3	X	X	X
	Establishments with 50 to 99 employees	—	X	X	X
	Establishments with 100 to 249 employees	—	X	X	X
	Establishments with 250 to 499 employees	—	X	X	X
	Establishments with 500 to 999 employees	—	X	X	X
	Establishments with 1,000 employees or more	—	X	X	X
4237	Hardware, and plumbing and heating equipment and supplies merchant wholesalers				
	All establishments	44	420	4 884	21 372
	Establishments with 1 to 4 employees	16	X	X	X
	Establishments with 5 to 9 employees	13	X	X	X
	Establishments with 10 to 19 employees	9	X	X	X
	Establishments with 20 to 49 employees	6	X	X	X
	Establishments with 50 to 99 employees	—	X	X	X
	Establishments with 100 to 249 employees	—	X	X	X
	Establishments with 250 to 499 employees	—	X	X	X
	Establishments with 500 to 999 employees	—	X	X	X
	Establishments with 1,000 employees or more	—	X	X	X
42371	Hardware merchant wholesalers				
	All establishments	18	c	D	D
	Establishments with 1 to 4 employees	11	X	X	X
	Establishments with 5 to 9 employees	2	X	X	X
	Establishments with 10 to 19 employees	2	X	X	X
	Establishments with 20 to 49 employees	3	X	X	X
	Establishments with 50 to 99 employees	—	X	X	X
	Establishments with 100 to 249 employees	—	X	X	X
	Establishments with 250 to 499 employees	—	X	X	X
	Establishments with 500 to 999 employees	—	X	X	X
	Establishments with 1,000 employees or more	—	X	X	X
423710	Hardware merchant wholesalers				
	All establishments	18	c	D	D
	Establishments with 1 to 4 employees	11	X	X	X
	Establishments with 5 to 9 employees	2	X	X	X
	Establishments with 10 to 19 employees	2	X	X	X
	Establishments with 20 to 49 employees	3	X	X	X
	Establishments with 50 to 99 employees	—	X	X	X
	Establishments with 100 to 249 employees	—	X	X	X
	Establishments with 250 to 499 employees	—	X	X	X
	Establishments with 500 to 999 employees	—	X	X	X
	Establishments with 1,000 employees or more	—	X	X	X
42372	Plumbing and heating equipment and supplies (hydronics) merchant wholesalers				
	All establishments	13	130	1 585	7 347
	Establishments with 1 to 4 employees	3	X	X	X
	Establishments with 5 to 9 employees	6	X	X	X
	Establishments with 10 to 19 employees	2	X	X	X
	Establishments with 20 to 49 employees	2	X	X	X
	Establishments with 50 to 99 employees	—	X	X	X
	Establishments with 100 to 249 employees	—	X	X	X
	Establishments with 250 to 499 employees	—	X	X	X
	Establishments with 500 to 999 employees	—	X	X	X
	Establishments with 1,000 employees or more	—	X	X	X
423720	Plumbing and heating equipment and supplies (hydronics) merchant wholesalers				
	All establishments	13	130	1 585	7 347
	Establishments with 1 to 4 employees	3	X	X	X
	Establishments with 5 to 9 employees	6	X	X	X
	Establishments with 10 to 19 employees	2	X	X	X
	Establishments with 20 to 49 employees	2	X	X	X
	Establishments with 50 to 99 employees	—	X	X	X
	Establishments with 100 to 249 employees	—	X	X	X
	Establishments with 250 to 499 employees	—	X	X	X

See footnotes at end of table.

Table 5. Establishments, Employees, and Payroll by Industry and Employment Size of Establishments by County: 2004—Con.

[Excludes most government employees, railroad employees, and self-employed persons. Size class 1 to 4 employees includes establishments having payroll, but no employees, during mid-March pay period. For meaning of abbreviations and symbols, see introductory text. For explanation of terms, see Appendix A. For statement on reliability, see the note at the end of the table and Appendix C]

NAICS code	Geography, kind of business, and employment size class	Establishments (number)	Paid employees for pay period including March 12 (number)	First-quarter payroll (\$1,000)	Annual payroll (\$1,000)
42	UNION—Con.				
423	Wholesale trade—Con.				
4237	Durable goods merchant wholesalers—Con.				
42372	Hardware, and plumbing and heating equipment and supplies merchant wholesalers—Con.				
423720	Plumbing and heating equipment and supplies (hydronics) merchant wholesalers—Con.				
	All establishments—Con.				
	Establishments with 500 to 999 employees	—	X	X	X
	Establishments with 1,000 employees or more	—	X	X	X
42373	Warm air heating and air-conditioning equipment and supplies merchant wholesalers				
	All establishments	11	138	1 647	7 136
	Establishments with 1 to 4 employees	1	X	X	X
	Establishments with 5 to 9 employees	4	X	X	X
	Establishments with 10 to 19 employees	5	X	X	X
	Establishments with 20 to 49 employees	1	X	X	X
	Establishments with 50 to 99 employees	—	X	X	X
	Establishments with 100 to 249 employees	—	X	X	X
	Establishments with 250 to 499 employees	—	X	X	X
	Establishments with 500 to 999 employees	—	X	X	X
	Establishments with 1,000 employees or more	—	X	X	X
423730	Warm air heating and air-conditioning equipment and supplies merchant wholesalers				
	All establishments	11	138	1 647	7 136
	Establishments with 1 to 4 employees	1	X	X	X
	Establishments with 5 to 9 employees	4	X	X	X
	Establishments with 10 to 19 employees	5	X	X	X
	Establishments with 20 to 49 employees	1	X	X	X
	Establishments with 50 to 99 employees	—	X	X	X
	Establishments with 100 to 249 employees	—	X	X	X
	Establishments with 250 to 499 employees	—	X	X	X
	Establishments with 500 to 999 employees	—	X	X	X
	Establishments with 1,000 employees or more	—	X	X	X
4238	Machinery, equipment, and supplies merchant wholesalers				
	All establishments	151	1 654	19 580	85 976
	Establishments with 1 to 4 employees	77	X	X	X
	Establishments with 5 to 9 employees	30	X	X	X
	Establishments with 10 to 19 employees	28	X	X	X
	Establishments with 20 to 49 employees	9	X	X	X
	Establishments with 50 to 99 employees	6	X	X	X
	Establishments with 100 to 249 employees	—	X	X	X
	Establishments with 250 to 499 employees	1	X	X	X
	Establishments with 500 to 999 employees	—	X	X	X
	Establishments with 1,000 employees or more	—	X	X	X
42383	Industrial machinery and equipment merchant wholesalers				
	All establishments	77	630	7 898	33 535
	Establishments with 1 to 4 employees	42	X	X	X
	Establishments with 5 to 9 employees	13	X	X	X
	Establishments with 10 to 19 employees	15	X	X	X
	Establishments with 20 to 49 employees	6	X	X	X
	Establishments with 50 to 99 employees	1	X	X	X
	Establishments with 100 to 249 employees	—	X	X	X
	Establishments with 250 to 499 employees	—	X	X	X
	Establishments with 500 to 999 employees	—	X	X	X
	Establishments with 1,000 employees or more	—	X	X	X
423830	Industrial machinery and equipment merchant wholesalers				
	All establishments	77	630	7 898	33 535
	Establishments with 1 to 4 employees	42	X	X	X
	Establishments with 5 to 9 employees	13	X	X	X
	Establishments with 10 to 19 employees	15	X	X	X
	Establishments with 20 to 49 employees	6	X	X	X
	Establishments with 50 to 99 employees	1	X	X	X
	Establishments with 100 to 249 employees	—	X	X	X
	Establishments with 250 to 499 employees	—	X	X	X
	Establishments with 500 to 999 employees	—	X	X	X
	Establishments with 1,000 employees or more	—	X	X	X
42384	Industrial supplies merchant wholesalers				
	All establishments	42	460	6 448	29 182
	Establishments with 1 to 4 employees	17	X	X	X
	Establishments with 5 to 9 employees	11	X	X	X
	Establishments with 10 to 19 employees	8	X	X	X
	Establishments with 20 to 49 employees	3	X	X	X
	Establishments with 50 to 99 employees	3	X	X	X
	Establishments with 100 to 249 employees	—	X	X	X
	Establishments with 250 to 499 employees	—	X	X	X
	Establishments with 500 to 999 employees	—	X	X	X
	Establishments with 1,000 employees or more	—	X	X	X

See footnotes at end of table.

Table 5. Establishments, Employees, and Payroll by Industry and Employment Size of Establishments by County: 2004—Con.

[Excludes most government employees, railroad employees, and self-employed persons. Size class 1 to 4 employees includes establishments having payroll, but no employees, during mid-March pay period. For meaning of abbreviations and symbols, see introductory text. For explanation of terms, see Appendix A. For statement on reliability, see the note at the end of the table and Appendix C]

NAICS code	Geography, kind of business, and employment size class	Establishments (number)	Paid employees for pay period including March 12 (number)	First-quarter payroll (\$1,000)	Annual payroll (\$1,000)
42	UNION—Con.				
	Wholesale trade—Con.				
423	Durable goods merchant wholesalers—Con.				
4238	Machinery, equipment, and supplies merchant wholesalers—Con.				
42384	Industrial supplies merchant wholesalers—Con.				
423840	Industrial supplies merchant wholesalers				
	All establishments	42	460	6 448	29 182
	Establishments with 1 to 4 employees	17	X	X	X
	Establishments with 5 to 9 employees	11	X	X	X
	Establishments with 10 to 19 employees	8	X	X	X
	Establishments with 20 to 49 employees	3	X	X	X
	Establishments with 50 to 99 employees	3	X	X	X
	Establishments with 100 to 249 employees	—	X	X	X
	Establishments with 250 to 499 employees	—	X	X	X
	Establishments with 500 to 999 employees	—	X	X	X
	Establishments with 1,000 employees or more	—	X	X	X
42385	Service establishment equipment and supplies merchant wholesalers				
	All establishments	21	496	4 337	19 303
	Establishments with 1 to 4 employees	13	X	X	X
	Establishments with 5 to 9 employees	2	X	X	X
	Establishments with 10 to 19 employees	3	X	X	X
	Establishments with 20 to 49 employees	—	X	X	X
	Establishments with 50 to 99 employees	2	X	X	X
	Establishments with 100 to 249 employees	—	X	X	X
	Establishments with 250 to 499 employees	1	X	X	X
	Establishments with 500 to 999 employees	—	X	X	X
	Establishments with 1,000 employees or more	—	X	X	X
423850	Service establishment equipment and supplies merchant wholesalers				
	All establishments	21	496	4 337	19 303
	Establishments with 1 to 4 employees	13	X	X	X
	Establishments with 5 to 9 employees	2	X	X	X
	Establishments with 10 to 19 employees	3	X	X	X
	Establishments with 20 to 49 employees	—	X	X	X
	Establishments with 50 to 99 employees	2	X	X	X
	Establishments with 100 to 249 employees	—	X	X	X
	Establishments with 250 to 499 employees	1	X	X	X
	Establishments with 500 to 999 employees	—	X	X	X
	Establishments with 1,000 employees or more	—	X	X	X
4239	Miscellaneous durable goods merchant wholesalers				
	All establishments	91	1 623	21 198	82 083
	Establishments with 1 to 4 employees	46	X	X	X
	Establishments with 5 to 9 employees	18	X	X	X
	Establishments with 10 to 19 employees	11	X	X	X
	Establishments with 20 to 49 employees	6	X	X	X
	Establishments with 50 to 99 employees	6	X	X	X
	Establishments with 100 to 249 employees	3	X	X	X
	Establishments with 250 to 499 employees	1	X	X	X
	Establishments with 500 to 999 employees	—	X	X	X
	Establishments with 1,000 employees or more	—	X	X	X
42391	Sporting and recreational goods and supplies merchant wholesalers				
	All establishments	11	178	4 133	13 241
	Establishments with 1 to 4 employees	5	X	X	X
	Establishments with 5 to 9 employees	3	X	X	X
	Establishments with 10 to 19 employees	—	X	X	X
	Establishments with 20 to 49 employees	2	X	X	X
	Establishments with 50 to 99 employees	—	X	X	X
	Establishments with 100 to 249 employees	1	X	X	X
	Establishments with 250 to 499 employees	—	X	X	X
	Establishments with 500 to 999 employees	—	X	X	X
	Establishments with 1,000 employees or more	—	X	X	X
423910	Sporting and recreational goods and supplies merchant wholesalers				
	All establishments	11	178	4 133	13 241
	Establishments with 1 to 4 employees	5	X	X	X
	Establishments with 5 to 9 employees	3	X	X	X
	Establishments with 10 to 19 employees	—	X	X	X
	Establishments with 20 to 49 employees	2	X	X	X
	Establishments with 50 to 99 employees	—	X	X	X
	Establishments with 100 to 249 employees	1	X	X	X
	Establishments with 250 to 499 employees	—	X	X	X
	Establishments with 500 to 999 employees	—	X	X	X
	Establishments with 1,000 employees or more	—	X	X	X
42392	Toy and hobby goods and supplies merchant wholesalers				
	All establishments	9	353	4 009	14 227
	Establishments with 1 to 4 employees	4	X	X	X
	Establishments with 5 to 9 employees	1	X	X	X
	Establishments with 10 to 19 employees	2	X	X	X
	Establishments with 20 to 49 employees	1	X	X	X
	Establishments with 50 to 99 employees	—	X	X	X
	Establishments with 100 to 249 employees	—	X	X	X
	Establishments with 250 to 499 employees	1	X	X	X
	Establishments with 500 to 999 employees	—	X	X	X
	Establishments with 1,000 employees or more	—	X	X	X

See footnotes at end of table.

Table 5. Establishments, Employees, and Payroll by Industry and Employment Size of Establishments by County: 2004—Con.

[Excludes most government employees, railroad employees, and self-employed persons. Size class 1 to 4 employees includes establishments having payroll, but no employees, during mid-March pay period. For meaning of abbreviations and symbols, see introductory text. For explanation of terms, see Appendix A. For statement on reliability, see the note at the end of the table and Appendix C]

NAICS code	Geography, kind of business, and employment size class	Establishments (number)	Paid employees for pay period including March 12 (number)	First-quarter payroll (\$1,000)	Annual payroll (\$1,000)
	UNION—Con.				
42	Wholesale trade—Con.				
423	Durable goods merchant wholesalers—Con.				
4239	Miscellaneous durable goods merchant wholesalers—Con.				
42392	Toy and hobby goods and supplies merchant wholesalers—Con.				
423920	Toy and hobby goods and supplies merchant wholesalers				
	All establishments	9	353	4 009	14 227
	Establishments with 1 to 4 employees	4	X	X	X
	Establishments with 5 to 9 employees	1	X	X	X
	Establishments with 10 to 19 employees	2	X	X	X
	Establishments with 20 to 49 employees	1	X	X	X
	Establishments with 50 to 99 employees	—	X	X	X
	Establishments with 100 to 249 employees	—	X	X	X
	Establishments with 250 to 499 employees	1	X	X	X
	Establishments with 500 to 999 employees	—	X	X	X
	Establishments with 1,000 employees or more	—	X	X	X
42393	Recyclable material merchant wholesalers				
	All establishments	15	379	3 572	20 187
	Establishments with 1 to 4 employees	3	X	X	X
	Establishments with 5 to 9 employees	5	X	X	X
	Establishments with 10 to 19 employees	3	X	X	X
	Establishments with 20 to 49 employees	2	X	X	X
	Establishments with 50 to 99 employees	1	X	X	X
	Establishments with 100 to 249 employees	1	X	X	X
	Establishments with 250 to 499 employees	—	X	X	X
	Establishments with 500 to 999 employees	—	X	X	X
	Establishments with 1,000 employees or more	—	X	X	X
423930	Recyclable material merchant wholesalers				
	All establishments	15	379	3 572	20 187
	Establishments with 1 to 4 employees	3	X	X	X
	Establishments with 5 to 9 employees	5	X	X	X
	Establishments with 10 to 19 employees	3	X	X	X
	Establishments with 20 to 49 employees	2	X	X	X
	Establishments with 50 to 99 employees	1	X	X	X
	Establishments with 100 to 249 employees	1	X	X	X
	Establishments with 250 to 499 employees	—	X	X	X
	Establishments with 500 to 999 employees	—	X	X	X
	Establishments with 1,000 employees or more	—	X	X	X
42394	Jewelry, watch, precious stone, and precious metal merchant wholesalers				
	All establishments	18	393	5 389	16 761
	Establishments with 1 to 4 employees	10	X	X	X
	Establishments with 5 to 9 employees	3	X	X	X
	Establishments with 10 to 19 employees	2	X	X	X
	Establishments with 20 to 49 employees	—	X	X	X
	Establishments with 50 to 99 employees	2	X	X	X
	Establishments with 100 to 249 employees	1	X	X	X
	Establishments with 250 to 499 employees	—	X	X	X
	Establishments with 500 to 999 employees	—	X	X	X
	Establishments with 1,000 employees or more	—	X	X	X
423940	Jewelry, watch, precious stone, and precious metal merchant wholesalers				
	All establishments	18	393	5 389	16 761
	Establishments with 1 to 4 employees	10	X	X	X
	Establishments with 5 to 9 employees	3	X	X	X
	Establishments with 10 to 19 employees	2	X	X	X
	Establishments with 20 to 49 employees	—	X	X	X
	Establishments with 50 to 99 employees	2	X	X	X
	Establishments with 100 to 249 employees	1	X	X	X
	Establishments with 250 to 499 employees	—	X	X	X
	Establishments with 500 to 999 employees	—	X	X	X
	Establishments with 1,000 employees or more	—	X	X	X
42399	Other miscellaneous durable goods merchant wholesalers				
	All establishments	38	320	4 095	17 667
	Establishments with 1 to 4 employees	24	X	X	X
	Establishments with 5 to 9 employees	6	X	X	X
	Establishments with 10 to 19 employees	4	X	X	X
	Establishments with 20 to 49 employees	1	X	X	X
	Establishments with 50 to 99 employees	3	X	X	X
	Establishments with 100 to 249 employees	—	X	X	X
	Establishments with 250 to 499 employees	—	X	X	X
	Establishments with 500 to 999 employees	—	X	X	X
	Establishments with 1,000 employees or more	—	X	X	X
423990	Other miscellaneous durable goods merchant wholesalers				

See footnotes at end of table.

Table 5. Establishments, Employees, and Payroll by Industry and Employment Size of Establishments by County: 2004—Con.

[Excludes most government employees, railroad employees, and self-employed persons. Size class 1 to 4 employees includes establishments having payroll, but no employees, during mid-March pay period. For meaning of abbreviations and symbols, see introductory text. For explanation of terms, see Appendix A. For statement on reliability, see the note at the end of the table and Appendix C]

NAICS code	Geography, kind of business, and employment size class	Establishments (number)	Paid employees for pay period including March 12 (number)	First-quarter payroll (\$1,000)	Annual payroll (\$1,000)
42	UNION—Con.				
	Wholesale trade—Con.				
423	Durable goods merchant wholesalers—Con.				
4239	Miscellaneous durable goods merchant wholesalers—Con.				
42399	Other miscellaneous durable goods merchant wholesalers—Con.				
423990	Other miscellaneous durable goods merchant wholesalers—Con.				
	All establishments	38	320	4 095	17 667
	Establishments with 1 to 4 employees	24	X	X	X
	Establishments with 5 to 9 employees	6	X	X	X
	Establishments with 10 to 19 employees	4	X	X	X
	Establishments with 20 to 49 employees	1	X	X	X
	Establishments with 50 to 99 employees	3	X	X	X
	Establishments with 100 to 249 employees	—	X	X	X
	Establishments with 250 to 499 employees	—	X	X	X
	Establishments with 500 to 999 employees	—	X	X	X
	Establishments with 1,000 employees or more	—	X	X	X
424	Nondurable goods merchant wholesalers				
	All establishments	326	10 551	152 383	509 093
	Establishments with 1 to 4 employees	155	X	X	X
	Establishments with 5 to 9 employees	54	X	X	X
	Establishments with 10 to 19 employees	50	X	X	X
	Establishments with 20 to 49 employees	38	X	X	X
	Establishments with 50 to 99 employees	16	X	X	X
	Establishments with 100 to 249 employees	9	X	X	X
	Establishments with 250 to 499 employees	2	X	X	X
	Establishments with 500 to 999 employees	1	X	X	X
	Establishments with 1,000 employees or more	1	X	X	X
4241	Paper and paper product merchant wholesalers				
	All establishments	48	388	5 329	24 166
	Establishments with 1 to 4 employees	22	X	X	X
	Establishments with 5 to 9 employees	10	X	X	X
	Establishments with 10 to 19 employees	10	X	X	X
	Establishments with 20 to 49 employees	6	X	X	X
	Establishments with 50 to 99 employees	—	X	X	X
	Establishments with 100 to 249 employees	—	X	X	X
	Establishments with 250 to 499 employees	—	X	X	X
	Establishments with 500 to 999 employees	—	X	X	X
	Establishments with 1,000 employees or more	—	X	X	X
42412	Stationery and office supplies merchant wholesalers				
	All establishments	23	c	D	D
	Establishments with 1 to 4 employees	11	X	X	X
	Establishments with 5 to 9 employees	5	X	X	X
	Establishments with 10 to 19 employees	6	X	X	X
	Establishments with 20 to 49 employees	1	X	X	X
	Establishments with 50 to 99 employees	—	X	X	X
	Establishments with 100 to 249 employees	—	X	X	X
	Establishments with 250 to 499 employees	—	X	X	X
	Establishments with 500 to 999 employees	—	X	X	X
	Establishments with 1,000 employees or more	—	X	X	X
424120	Stationery and office supplies merchant wholesalers				
	All establishments	23	c	D	D
	Establishments with 1 to 4 employees	11	X	X	X
	Establishments with 5 to 9 employees	5	X	X	X
	Establishments with 10 to 19 employees	6	X	X	X
	Establishments with 20 to 49 employees	1	X	X	X
	Establishments with 50 to 99 employees	—	X	X	X
	Establishments with 100 to 249 employees	—	X	X	X
	Establishments with 250 to 499 employees	—	X	X	X
	Establishments with 500 to 999 employees	—	X	X	X
	Establishments with 1,000 employees or more	—	X	X	X
42413	Industrial and personal service paper merchant wholesalers				
	All establishments	21	197	2 340	11 197
	Establishments with 1 to 4 employees	10	X	X	X
	Establishments with 5 to 9 employees	3	X	X	X
	Establishments with 10 to 19 employees	4	X	X	X
	Establishments with 20 to 49 employees	4	X	X	X
	Establishments with 50 to 99 employees	—	X	X	X
	Establishments with 100 to 249 employees	—	X	X	X
	Establishments with 250 to 499 employees	—	X	X	X
	Establishments with 500 to 999 employees	—	X	X	X
	Establishments with 1,000 employees or more	—	X	X	X
424130	Industrial and personal service paper merchant wholesalers				
	All establishments	21	197	2 340	11 197
	Establishments with 1 to 4 employees	10	X	X	X
	Establishments with 5 to 9 employees	3	X	X	X
	Establishments with 10 to 19 employees	4	X	X	X
	Establishments with 20 to 49 employees	4	X	X	X
	Establishments with 50 to 99 employees	—	X	X	X
	Establishments with 100 to 249 employees	—	X	X	X
	Establishments with 250 to 499 employees	—	X	X	X
	Establishments with 500 to 999 employees	—	X	X	X
	Establishments with 1,000 employees or more	—	X	X	X

See footnotes at end of table.

Table 5. Establishments, Employees, and Payroll by Industry and Employment Size of Establishments by County: 2004—Con.

[Excludes most government employees, railroad employees, and self-employed persons. Size class 1 to 4 employees includes establishments having payroll, but no employees, during mid-March pay period. For meaning of abbreviations and symbols, see introductory text. For explanation of terms, see Appendix A. For statement on reliability, see the note at the end of the table and Appendix C]

NAICS code	Geography, kind of business, and employment size class	Establishments (number)	Paid employees for pay period including March 12 (number)	First-quarter payroll (\$1,000)	Annual payroll (\$1,000)
42	UNION—Con.				
424	Wholesale trade—Con.				
4242	Drugs and druggists' sundries merchant wholesalers				
	All establishments	31	4 788	77 227	172 407
	Establishments with 1 to 4 employees	12	X	X	X
	Establishments with 5 to 9 employees	7	X	X	X
	Establishments with 10 to 19 employees	3	X	X	X
	Establishments with 20 to 49 employees	6	X	X	X
	Establishments with 50 to 99 employees	1	X	X	X
	Establishments with 100 to 249 employees	1	X	X	X
	Establishments with 250 to 499 employees	—	X	X	X
	Establishments with 500 to 999 employees	—	X	X	X
	Establishments with 1,000 employees or more	1	X	X	X
42421	Drugs and druggists' sundries merchant wholesalers				
	All establishments	31	4 788	77 227	172 407
	Establishments with 1 to 4 employees	12	X	X	X
	Establishments with 5 to 9 employees	7	X	X	X
	Establishments with 10 to 19 employees	3	X	X	X
	Establishments with 20 to 49 employees	6	X	X	X
	Establishments with 50 to 99 employees	1	X	X	X
	Establishments with 100 to 249 employees	1	X	X	X
	Establishments with 250 to 499 employees	—	X	X	X
	Establishments with 500 to 999 employees	—	X	X	X
	Establishments with 1,000 employees or more	1	X	X	X
424210	Drugs and druggists' sundries merchant wholesalers				
	All establishments	31	4 788	77 227	172 407
	Establishments with 1 to 4 employees	12	X	X	X
	Establishments with 5 to 9 employees	7	X	X	X
	Establishments with 10 to 19 employees	3	X	X	X
	Establishments with 20 to 49 employees	6	X	X	X
	Establishments with 50 to 99 employees	1	X	X	X
	Establishments with 100 to 249 employees	1	X	X	X
	Establishments with 250 to 499 employees	—	X	X	X
	Establishments with 500 to 999 employees	—	X	X	X
	Establishments with 1,000 employees or more	1	X	X	X
4243	Apparel, piece goods, and notions merchant wholesalers				
	All establishments	41	699	7 995	48 085
	Establishments with 1 to 4 employees	20	X	X	X
	Establishments with 5 to 9 employees	5	X	X	X
	Establishments with 10 to 19 employees	9	X	X	X
	Establishments with 20 to 49 employees	5	X	X	X
	Establishments with 50 to 99 employees	—	X	X	X
	Establishments with 100 to 249 employees	2	X	X	X
	Establishments with 250 to 499 employees	—	X	X	X
	Establishments with 500 to 999 employees	—	X	X	X
	Establishments with 1,000 employees or more	—	X	X	X
42432	Men's and boys' clothing and furnishings merchant wholesalers				
	All establishments	9	193	2 338	14 373
	Establishments with 1 to 4 employees	5	X	X	X
	Establishments with 5 to 9 employees	—	X	X	X
	Establishments with 10 to 19 employees	2	X	X	X
	Establishments with 20 to 49 employees	1	X	X	X
	Establishments with 50 to 99 employees	—	X	X	X
	Establishments with 100 to 249 employees	1	X	X	X
	Establishments with 250 to 499 employees	—	X	X	X
	Establishments with 500 to 999 employees	—	X	X	X
	Establishments with 1,000 employees or more	—	X	X	X
424320	Men's and boys' clothing and furnishings merchant wholesalers				
	All establishments	9	193	2 338	14 373
	Establishments with 1 to 4 employees	5	X	X	X
	Establishments with 5 to 9 employees	—	X	X	X
	Establishments with 10 to 19 employees	2	X	X	X
	Establishments with 20 to 49 employees	1	X	X	X
	Establishments with 50 to 99 employees	—	X	X	X
	Establishments with 100 to 249 employees	1	X	X	X
	Establishments with 250 to 499 employees	—	X	X	X
	Establishments with 500 to 999 employees	—	X	X	X
	Establishments with 1,000 employees or more	—	X	X	X
42433	Women's, children's, and infants' clothing and accessories merchant wholesalers				
	All establishments	16	376	4 225	26 719
	Establishments with 1 to 4 employees	7	X	X	X
	Establishments with 5 to 9 employees	4	X	X	X
	Establishments with 10 to 19 employees	1	X	X	X
	Establishments with 20 to 49 employees	3	X	X	X
	Establishments with 50 to 99 employees	—	X	X	X
	Establishments with 100 to 249 employees	1	X	X	X
	Establishments with 250 to 499 employees	—	X	X	X
	Establishments with 500 to 999 employees	—	X	X	X
	Establishments with 1,000 employees or more	—	X	X	X

See footnotes at end of table.

Table 5. Establishments, Employees, and Payroll by Industry and Employment Size of Establishments by County: 2004—Con.

[Excludes most government employees, railroad employees, and self-employed persons. Size class 1 to 4 employees includes establishments having payroll, but no employees, during mid-March pay period. For meaning of abbreviations and symbols, see introductory text. For explanation of terms, see Appendix A. For statement on reliability, see the note at the end of the table and Appendix C]

NAICS code	Geography, kind of business, and employment size class	Establishments (number)	Paid employees for pay period including March 12 (number)	First-quarter payroll (\$1,000)	Annual payroll (\$1,000)
42	UNION—Con.				
424	Wholesale trade—Con.				
424	Nondurable goods merchant wholesalers—Con.				
4243	Apparel, piece goods, and notions merchant wholesalers—Con.				
42433	Women's, children's, and infants' clothing and accessories merchant wholesalers—Con.				
424330	Women's, children's, and infants' clothing and accessories merchant wholesalers				
	All establishments	16	376	4 225	26 719
	Establishments with 1 to 4 employees	7	X	X	X
	Establishments with 5 to 9 employees	4	X	X	X
	Establishments with 10 to 19 employees	1	X	X	X
	Establishments with 20 to 49 employees	3	X	X	X
	Establishments with 50 to 99 employees	—	X	X	X
	Establishments with 100 to 249 employees	1	X	X	X
	Establishments with 250 to 499 employees	—	X	X	X
	Establishments with 500 to 999 employees	—	X	X	X
	Establishments with 1,000 employees or more	—	X	X	X
4244	Grocery and related product merchant wholesalers				
	All establishments	86	3 074	38 637	158 601
	Establishments with 1 to 4 employees	39	X	X	X
	Establishments with 5 to 9 employees	11	X	X	X
	Establishments with 10 to 19 employees	13	X	X	X
	Establishments with 20 to 49 employees	8	X	X	X
	Establishments with 50 to 99 employees	8	X	X	X
	Establishments with 100 to 249 employees	4	X	X	X
	Establishments with 250 to 499 employees	2	X	X	X
	Establishments with 500 to 999 employees	1	X	X	X
	Establishments with 1,000 employees or more	—	X	X	X
42441	General line grocery merchant wholesalers				
	All establishments	9	679	12 783	45 753
	Establishments with 1 to 4 employees	5	X	X	X
	Establishments with 5 to 9 employees	—	X	X	X
	Establishments with 10 to 19 employees	—	X	X	X
	Establishments with 20 to 49 employees	1	X	X	X
	Establishments with 50 to 99 employees	2	X	X	X
	Establishments with 100 to 249 employees	—	X	X	X
	Establishments with 250 to 499 employees	1	X	X	X
	Establishments with 500 to 999 employees	—	X	X	X
	Establishments with 1,000 employees or more	—	X	X	X
424410	General line grocery merchant wholesalers				
	All establishments	9	679	12 783	45 753
	Establishments with 1 to 4 employees	5	X	X	X
	Establishments with 5 to 9 employees	—	X	X	X
	Establishments with 10 to 19 employees	—	X	X	X
	Establishments with 20 to 49 employees	1	X	X	X
	Establishments with 50 to 99 employees	2	X	X	X
	Establishments with 100 to 249 employees	—	X	X	X
	Establishments with 250 to 499 employees	1	X	X	X
	Establishments with 500 to 999 employees	—	X	X	X
	Establishments with 1,000 employees or more	—	X	X	X
42442	Packaged frozen food merchant wholesalers				
	All establishments	7	617	6 576	27 492
	Establishments with 1 to 4 employees	2	X	X	X
	Establishments with 5 to 9 employees	1	X	X	X
	Establishments with 10 to 19 employees	1	X	X	X
	Establishments with 20 to 49 employees	—	X	X	X
	Establishments with 50 to 99 employees	1	X	X	X
	Establishments with 100 to 249 employees	1	X	X	X
	Establishments with 250 to 499 employees	1	X	X	X
	Establishments with 500 to 999 employees	—	X	X	X
	Establishments with 1,000 employees or more	—	X	X	X
424420	Packaged frozen food merchant wholesalers				
	All establishments	7	617	6 576	27 492
	Establishments with 1 to 4 employees	2	X	X	X
	Establishments with 5 to 9 employees	1	X	X	X
	Establishments with 10 to 19 employees	1	X	X	X
	Establishments with 20 to 49 employees	—	X	X	X
	Establishments with 50 to 99 employees	1	X	X	X
	Establishments with 100 to 249 employees	1	X	X	X
	Establishments with 250 to 499 employees	1	X	X	X
	Establishments with 500 to 999 employees	—	X	X	X
	Establishments with 1,000 employees or more	—	X	X	X
42443	Dairy product (except dried or canned) merchant wholesalers				
	All establishments	11	272	4 129	16 247
	Establishments with 1 to 4 employees	2	X	X	X
	Establishments with 5 to 9 employees	1	X	X	X
	Establishments with 10 to 19 employees	4	X	X	X
	Establishments with 20 to 49 employees	2	X	X	X
	Establishments with 50 to 99 employees	1	X	X	X
	Establishments with 100 to 249 employees	1	X	X	X

See footnotes at end of table.

Table 5. Establishments, Employees, and Payroll by Industry and Employment Size of Establishments by County: 2004—Con.

[Excludes most government employees, railroad employees, and self-employed persons. Size class 1 to 4 employees includes establishments having payroll, but no employees, during mid-March pay period. For meaning of abbreviations and symbols, see introductory text. For explanation of terms, see Appendix A. For statement on reliability, see the note at the end of the table and Appendix C]

NAICS code	Geography, kind of business, and employment size class	Establishments (number)	Paid employees for pay period including March 12 (number)	First-quarter payroll (\$1,000)	Annual payroll (\$1,000)
	UNION—Con.				
42	Wholesale trade—Con.				
424	Nondurable goods merchant wholesalers—Con.				
4244	Grocery and related product merchant wholesalers—Con.				
42443	Dairy product (except dried or canned) merchant wholesalers—Con.				
	All establishments—Con.				
	Establishments with 250 to 499 employees	—	X	X	X
	Establishments with 500 to 999 employees	—	X	X	X
	Establishments with 1,000 employees or more	—	X	X	X
424430	Dairy product (except dried or canned) merchant wholesalers				
	All establishments	11	272	4 129	16 247
	Establishments with 1 to 4 employees	2	X	X	X
	Establishments with 5 to 9 employees	1	X	X	X
	Establishments with 10 to 19 employees	4	X	X	X
	Establishments with 20 to 49 employees	2	X	X	X
	Establishments with 50 to 99 employees	1	X	X	X
	Establishments with 100 to 249 employees	1	X	X	X
	Establishments with 250 to 499 employees	—	X	X	X
	Establishments with 500 to 999 employees	—	X	X	X
	Establishments with 1,000 employees or more	—	X	X	X
42446	Fish and seafood merchant wholesalers				
	All establishments	7	253	2 233	9 649
	Establishments with 1 to 4 employees	3	X	X	X
	Establishments with 5 to 9 employees	1	X	X	X
	Establishments with 10 to 19 employees	—	X	X	X
	Establishments with 20 to 49 employees	2	X	X	X
	Establishments with 50 to 99 employees	—	X	X	X
	Establishments with 100 to 249 employees	1	X	X	X
	Establishments with 250 to 499 employees	—	X	X	X
	Establishments with 500 to 999 employees	—	X	X	X
	Establishments with 1,000 employees or more	—	X	X	X
424460	Fish and seafood merchant wholesalers				
	All establishments	7	253	2 233	9 649
	Establishments with 1 to 4 employees	3	X	X	X
	Establishments with 5 to 9 employees	1	X	X	X
	Establishments with 10 to 19 employees	—	X	X	X
	Establishments with 20 to 49 employees	2	X	X	X
	Establishments with 50 to 99 employees	—	X	X	X
	Establishments with 100 to 249 employees	1	X	X	X
	Establishments with 250 to 499 employees	—	X	X	X
	Establishments with 500 to 999 employees	—	X	X	X
	Establishments with 1,000 employees or more	—	X	X	X
42448	Fresh fruit and vegetable merchant wholesalers				
	All establishments	8	f	D	D
	Establishments with 1 to 4 employees	3	X	X	X
	Establishments with 5 to 9 employees	3	X	X	X
	Establishments with 10 to 19 employees	—	X	X	X
	Establishments with 20 to 49 employees	—	X	X	X
	Establishments with 50 to 99 employees	1	X	X	X
	Establishments with 100 to 249 employees	—	X	X	X
	Establishments with 250 to 499 employees	—	X	X	X
	Establishments with 500 to 999 employees	1	X	X	X
	Establishments with 1,000 employees or more	—	X	X	X
424480	Fresh fruit and vegetable merchant wholesalers				
	All establishments	8	f	D	D
	Establishments with 1 to 4 employees	3	X	X	X
	Establishments with 5 to 9 employees	3	X	X	X
	Establishments with 10 to 19 employees	—	X	X	X
	Establishments with 20 to 49 employees	—	X	X	X
	Establishments with 50 to 99 employees	1	X	X	X
	Establishments with 100 to 249 employees	—	X	X	X
	Establishments with 250 to 499 employees	—	X	X	X
	Establishments with 500 to 999 employees	1	X	X	X
	Establishments with 1,000 employees or more	—	X	X	X
42449	Other grocery and related products merchant wholesalers				
	All establishments	23	523	4 863	21 111
	Establishments with 1 to 4 employees	10	X	X	X
	Establishments with 5 to 9 employees	2	X	X	X
	Establishments with 10 to 19 employees	5	X	X	X
	Establishments with 20 to 49 employees	2	X	X	X
	Establishments with 50 to 99 employees	3	X	X	X
	Establishments with 100 to 249 employees	1	X	X	X
	Establishments with 250 to 499 employees	—	X	X	X
	Establishments with 500 to 999 employees	—	X	X	X
	Establishments with 1,000 employees or more	—	X	X	X

See footnotes at end of table.

Table 5. Establishments, Employees, and Payroll by Industry and Employment Size of Establishments by County: 2004—Con.

[Excludes most government employees, railroad employees, and self-employed persons. Size class 1 to 4 employees includes establishments having payroll, but no employees, during mid-March pay period. For meaning of abbreviations and symbols, see introductory text. For explanation of terms, see Appendix A. For statement on reliability, see the note at the end of the table and Appendix C]

NAICS code	Geography, kind of business, and employment size class	Establishments (number)	Paid employees for pay period including March 12 (number)	First-quarter payroll (\$1,000)	Annual payroll (\$1,000)
42	UNION—Con.				
	Wholesale trade—Con.				
424	Nondurable goods merchant wholesalers—Con.				
4244	Grocery and related product merchant wholesalers—Con.				
42449	Other grocery and related products merchant wholesalers—Con.				
424490	Other grocery and related products merchant wholesalers				
	All establishments	23	523	4 863	21 111
	Establishments with 1 to 4 employees	10	X	X	X
	Establishments with 5 to 9 employees	2	X	X	X
	Establishments with 10 to 19 employees	5	X	X	X
	Establishments with 20 to 49 employees	2	X	X	X
	Establishments with 50 to 99 employees	2	X	X	X
	Establishments with 100 to 249 employees	3	X	X	X
	Establishments with 250 to 499 employees	1	X	X	X
	Establishments with 500 to 999 employees	—	X	X	X
	Establishments with 1,000 employees or more	—	X	X	X
4246	Chemical and allied products merchant wholesalers				
	All establishments	39	423	6 979	36 079
	Establishments with 1 to 4 employees	19	X	X	X
	Establishments with 5 to 9 employees	8	X	X	X
	Establishments with 10 to 19 employees	7	X	X	X
	Establishments with 20 to 49 employees	3	X	X	X
	Establishments with 50 to 99 employees	2	X	X	X
	Establishments with 100 to 249 employees	—	X	X	X
	Establishments with 250 to 499 employees	—	X	X	X
	Establishments with 500 to 999 employees	—	X	X	X
	Establishments with 1,000 employees or more	—	X	X	X
42461	Plastics materials and basic forms and shapes merchant wholesalers				
	All establishments	15	205	2 922	17 117
	Establishments with 1 to 4 employees	8	X	X	X
	Establishments with 5 to 9 employees	2	X	X	X
	Establishments with 10 to 19 employees	2	X	X	X
	Establishments with 20 to 49 employees	2	X	X	X
	Establishments with 50 to 99 employees	1	X	X	X
	Establishments with 100 to 249 employees	—	X	X	X
	Establishments with 250 to 499 employees	—	X	X	X
	Establishments with 500 to 999 employees	—	X	X	X
	Establishments with 1,000 employees or more	—	X	X	X
424610	Plastics materials and basic forms and shapes merchant wholesalers				
	All establishments	15	205	2 922	17 117
	Establishments with 1 to 4 employees	8	X	X	X
	Establishments with 5 to 9 employees	2	X	X	X
	Establishments with 10 to 19 employees	2	X	X	X
	Establishments with 20 to 49 employees	2	X	X	X
	Establishments with 50 to 99 employees	1	X	X	X
	Establishments with 100 to 249 employees	—	X	X	X
	Establishments with 250 to 499 employees	—	X	X	X
	Establishments with 500 to 999 employees	—	X	X	X
	Establishments with 1,000 employees or more	—	X	X	X
42469	Other chemical and allied products merchant wholesalers				
	All establishments	24	218	4 057	18 962
	Establishments with 1 to 4 employees	11	X	X	X
	Establishments with 5 to 9 employees	6	X	X	X
	Establishments with 10 to 19 employees	5	X	X	X
	Establishments with 20 to 49 employees	1	X	X	X
	Establishments with 50 to 99 employees	1	X	X	X
	Establishments with 100 to 249 employees	—	X	X	X
	Establishments with 250 to 499 employees	—	X	X	X
	Establishments with 500 to 999 employees	—	X	X	X
	Establishments with 1,000 employees or more	—	X	X	X
424690	Other chemical and allied products merchant wholesalers				
	All establishments	24	218	4 057	18 962
	Establishments with 1 to 4 employees	11	X	X	X
	Establishments with 5 to 9 employees	6	X	X	X
	Establishments with 10 to 19 employees	5	X	X	X
	Establishments with 20 to 49 employees	1	X	X	X
	Establishments with 50 to 99 employees	1	X	X	X
	Establishments with 100 to 249 employees	—	X	X	X
	Establishments with 250 to 499 employees	—	X	X	X
	Establishments with 500 to 999 employees	—	X	X	X
	Establishments with 1,000 employees or more	—	X	X	X
4247	Petroleum and petroleum products merchant wholesalers				
	All establishments	11	c	D	D
	Establishments with 1 to 4 employees	5	X	X	X
	Establishments with 5 to 9 employees	2	X	X	X
	Establishments with 10 to 19 employees	2	X	X	X
	Establishments with 20 to 49 employees	2	X	X	X
	Establishments with 50 to 99 employees	—	X	X	X
	Establishments with 100 to 249 employees	—	X	X	X
	Establishments with 250 to 499 employees	—	X	X	X
	Establishments with 500 to 999 employees	—	X	X	X
	Establishments with 1,000 employees or more	—	X	X	X

See footnotes at end of table.

Table 5. Establishments, Employees, and Payroll by Industry and Employment Size of Establishments by County: 2004—Con.

[Excludes most government employees, railroad employees, and self-employed persons. Size class 1 to 4 employees includes establishments having payroll, but no employees, during mid-March pay period. For meaning of abbreviations and symbols, see introductory text. For explanation of terms, see Appendix A. For statement on reliability, see the note at the end of the table and Appendix C]

NAICS code	Geography, kind of business, and employment size class	Establishments (number)	Paid employees for pay period including March 12 (number)	First-quarter payroll (\$1,000)	Annual payroll (\$1,000)
42	UNION—Con.				
	Wholesale trade—Con.				
424	Nondurable goods merchant wholesalers—Con.				
4248	Beer, wine, and distilled alcoholic beverage merchant wholesalers				
	All establishments	9	441	5 810	24 647
	Establishments with 1 to 4 employees	2	X	X	X
	Establishments with 5 to 9 employees	2	X	X	X
	Establishments with 10 to 19 employees	—	X	X	X
	Establishments with 20 to 49 employees	2	X	X	X
	Establishments with 50 to 99 employees	1	X	X	X
	Establishments with 100 to 249 employees	2	X	X	X
	Establishments with 250 to 499 employees	—	X	X	X
	Establishments with 500 to 999 employees	—	X	X	X
	Establishments with 1,000 employees or more	—	X	X	X
42481	Beer and ale merchant wholesalers				
	All establishments	5	279	2 941	14 380
	Establishments with 1 to 4 employees	1	X	X	X
	Establishments with 5 to 9 employees	1	X	X	X
	Establishments with 10 to 19 employees	—	X	X	X
	Establishments with 20 to 49 employees	1	X	X	X
	Establishments with 50 to 99 employees	1	X	X	X
	Establishments with 100 to 249 employees	1	X	X	X
	Establishments with 250 to 499 employees	—	X	X	X
	Establishments with 500 to 999 employees	—	X	X	X
	Establishments with 1,000 employees or more	—	X	X	X
424810	Beer and ale merchant wholesalers				
	All establishments	5	279	2 941	14 380
	Establishments with 1 to 4 employees	1	X	X	X
	Establishments with 5 to 9 employees	1	X	X	X
	Establishments with 10 to 19 employees	—	X	X	X
	Establishments with 20 to 49 employees	1	X	X	X
	Establishments with 50 to 99 employees	1	X	X	X
	Establishments with 100 to 249 employees	1	X	X	X
	Establishments with 250 to 499 employees	—	X	X	X
	Establishments with 500 to 999 employees	—	X	X	X
	Establishments with 1,000 employees or more	—	X	X	X
42482	Wine and distilled alcoholic beverage merchant wholesalers				
	All establishments	4	162	2 869	10 267
	Establishments with 1 to 4 employees	1	X	X	X
	Establishments with 5 to 9 employees	1	X	X	X
	Establishments with 10 to 19 employees	—	X	X	X
	Establishments with 20 to 49 employees	1	X	X	X
	Establishments with 50 to 99 employees	—	X	X	X
	Establishments with 100 to 249 employees	1	X	X	X
	Establishments with 250 to 499 employees	—	X	X	X
	Establishments with 500 to 999 employees	—	X	X	X
	Establishments with 1,000 employees or more	—	X	X	X
424820	Wine and distilled alcoholic beverage merchant wholesalers				
	All establishments	4	162	2 869	10 267
	Establishments with 1 to 4 employees	1	X	X	X
	Establishments with 5 to 9 employees	1	X	X	X
	Establishments with 10 to 19 employees	—	X	X	X
	Establishments with 20 to 49 employees	1	X	X	X
	Establishments with 50 to 99 employees	—	X	X	X
	Establishments with 100 to 249 employees	1	X	X	X
	Establishments with 250 to 499 employees	—	X	X	X
	Establishments with 500 to 999 employees	—	X	X	X
	Establishments with 1,000 employees or more	—	X	X	X
4249	Miscellaneous nondurable goods merchant wholesalers				
	All establishments	59	544	4 350	20 723
	Establishments with 1 to 4 employees	35	X	X	X
	Establishments with 5 to 9 employees	9	X	X	X
	Establishments with 10 to 19 employees	6	X	X	X
	Establishments with 20 to 49 employees	6	X	X	X
	Establishments with 50 to 99 employees	3	X	X	X
	Establishments with 100 to 249 employees	—	X	X	X
	Establishments with 250 to 499 employees	—	X	X	X
	Establishments with 500 to 999 employees	—	X	X	X
	Establishments with 1,000 employees or more	—	X	X	X
42499	Other miscellaneous nondurable goods merchant wholesalers				
	All establishments	30	301	2 121	10 602
	Establishments with 1 to 4 employees	18	X	X	X
	Establishments with 5 to 9 employees	4	X	X	X
	Establishments with 10 to 19 employees	3	X	X	X
	Establishments with 20 to 49 employees	3	X	X	X
	Establishments with 50 to 99 employees	2	X	X	X
	Establishments with 100 to 249 employees	—	X	X	X
	Establishments with 250 to 499 employees	—	X	X	X
	Establishments with 500 to 999 employees	—	X	X	X
	Establishments with 1,000 employees or more	—	X	X	X

See footnotes at end of table.

Table 5. **Establishments, Employees, and Payroll by Industry and Employment Size of Establishments by County: 2004—Con.**

[Excludes most government employees, railroad employees, and self-employed persons. Size class 1 to 4 employees includes establishments having payroll, but no employees, during mid-March pay period. For meaning of abbreviations and symbols, see introductory text. For explanation of terms, see Appendix A. For statement on reliability, see the note at the end of the table and Appendix C]

NAICS code	Geography, kind of business, and employment size class	Establishments (number)	Paid employees for pay period including March 12 (number)	First-quarter payroll (\$1,000)	Annual payroll (\$1,000)
42	UNION—Con.				
	Wholesale trade—Con.				
424	Nondurable goods merchant wholesalers—Con.				
4249	Miscellaneous nondurable goods merchant wholesalers—Con.				
42499	Other miscellaneous nondurable goods merchant wholesalers—Con.				
424990	Other miscellaneous nondurable goods merchant wholesalers				
	All establishments	30	301	2 121	10 602
	Establishments with 1 to 4 employees	18	X	X	X
	Establishments with 5 to 9 employees	4	X	X	X
	Establishments with 10 to 19 employees	3	X	X	X
	Establishments with 20 to 49 employees	3	X	X	X
	Establishments with 50 to 99 employees	2	X	X	X
	Establishments with 100 to 249 employees	—	X	X	X
	Establishments with 250 to 499 employees	—	X	X	X
	Establishments with 500 to 999 employees	—	X	X	X
	Establishments with 1,000 employees or more	—	X	X	X
425	Wholesale electronic markets and agents and brokers				
	All establishments	93	535	5 878	28 506
	Establishments with 1 to 4 employees	74	X	X	X
	Establishments with 5 to 9 employees	11	X	X	X
	Establishments with 10 to 19 employees	3	X	X	X
	Establishments with 20 to 49 employees	3	X	X	X
	Establishments with 50 to 99 employees	1	X	X	X
	Establishments with 100 to 249 employees	1	X	X	X
	Establishments with 250 to 499 employees	—	X	X	X
	Establishments with 500 to 999 employees	—	X	X	X
	Establishments with 1,000 employees or more	—	X	X	X
4251	Wholesale electronic markets and agents and brokers				
	All establishments	93	535	5 878	28 506
	Establishments with 1 to 4 employees	74	X	X	X
	Establishments with 5 to 9 employees	11	X	X	X
	Establishments with 10 to 19 employees	3	X	X	X
	Establishments with 20 to 49 employees	3	X	X	X
	Establishments with 50 to 99 employees	1	X	X	X
	Establishments with 100 to 249 employees	1	X	X	X
	Establishments with 250 to 499 employees	—	X	X	X
	Establishments with 500 to 999 employees	—	X	X	X
	Establishments with 1,000 employees or more	—	X	X	X
42512	Wholesale trade agents and brokers				
	All establishments	91	f	D	D
	Establishments with 1 to 4 employees	72	X	X	X
	Establishments with 5 to 9 employees	11	X	X	X
	Establishments with 10 to 19 employees	3	X	X	X
	Establishments with 20 to 49 employees	3	X	X	X
	Establishments with 50 to 99 employees	1	X	X	X
	Establishments with 100 to 249 employees	1	X	X	X
	Establishments with 250 to 499 employees	—	X	X	X
	Establishments with 500 to 999 employees	—	X	X	X
	Establishments with 1,000 employees or more	—	X	X	X
425120	Wholesale trade agents and brokers				
	All establishments	91	f	D	D
	Establishments with 1 to 4 employees	72	X	X	X
	Establishments with 5 to 9 employees	11	X	X	X
	Establishments with 10 to 19 employees	3	X	X	X
	Establishments with 20 to 49 employees	3	X	X	X
	Establishments with 50 to 99 employees	1	X	X	X
	Establishments with 100 to 249 employees	1	X	X	X
	Establishments with 250 to 499 employees	—	X	X	X
	Establishments with 500 to 999 employees	—	X	X	X
	Establishments with 1,000 employees or more	—	X	X	X
44-45	Retail trade				
	All establishments	2 140	29 071	176 753	728 812
	Establishments with 1 to 4 employees	1 234	X	X	X
	Establishments with 5 to 9 employees	417	X	X	X
	Establishments with 10 to 19 employees	222	X	X	X
	Establishments with 20 to 49 employees	145	X	X	X
	Establishments with 50 to 99 employees	73	X	X	X
	Establishments with 100 to 249 employees	37	X	X	X
	Establishments with 250 to 499 employees	10	X	X	X
	Establishments with 500 to 999 employees	—	X	X	X
	Establishments with 1,000 employees or more	2	X	X	X
441	Motor vehicle and parts dealers				
	All establishments	201	3 130	30 076	134 002
	Establishments with 1 to 4 employees	107	X	X	X
	Establishments with 5 to 9 employees	38	X	X	X
	Establishments with 10 to 19 employees	19	X	X	X
	Establishments with 20 to 49 employees	17	X	X	X
	Establishments with 50 to 99 employees	13	X	X	X
	Establishments with 100 to 249 employees	7	X	X	X
	Establishments with 250 to 499 employees	—	X	X	X
	Establishments with 500 to 999 employees	—	X	X	X
	Establishments with 1,000 employees or more	—	X	X	X

See footnotes at end of table.

Table 5. Establishments, Employees, and Payroll by Industry and Employment Size of Establishments by County: 2004—Con.

[Excludes most government employees, railroad employees, and self-employed persons. Size class 1 to 4 employees includes establishments having payroll, but no employees, during mid-March pay period. For meaning of abbreviations and symbols, see introductory text. For explanation of terms, see Appendix A. For statement on reliability, see the note at the end of the table and Appendix C]

NAICS code	Geography, kind of business, and employment size class	Establishments (number)	Paid employees for pay period including March 12 (number)	First-quarter payroll (\$1,000)	Annual payroll (\$1,000)
	UNION—Con.				
44-45	Retail trade—Con.				
441	Motor vehicle and parts dealers—Con.				
4411	Automobile dealers				
	All establishments	119	2 237	23 755	106 746
	Establishments with 1 to 4 employees	75	X	X	X
	Establishments with 5 to 9 employees	14	X	X	X
	Establishments with 10 to 19 employees	3	X	X	X
	Establishments with 20 to 49 employees	9	X	X	X
	Establishments with 50 to 99 employees	11	X	X	X
	Establishments with 100 to 249 employees	7	X	X	X
	Establishments with 250 to 499 employees	—	X	X	X
	Establishments with 500 to 999 employees	—	X	X	X
	Establishments with 1,000 employees or more	—	X	X	X
44111	New car dealers				
	All establishments	44	2 026	22 331	99 586
	Establishments with 1 to 4 employees	13	X	X	X
	Establishments with 5 to 9 employees	2	X	X	X
	Establishments with 10 to 19 employees	2	X	X	X
	Establishments with 20 to 49 employees	9	X	X	X
	Establishments with 50 to 99 employees	11	X	X	X
	Establishments with 100 to 249 employees	7	X	X	X
	Establishments with 250 to 499 employees	—	X	X	X
	Establishments with 500 to 999 employees	—	X	X	X
	Establishments with 1,000 employees or more	—	X	X	X
441110	New car dealers				
	All establishments	44	2 026	22 331	99 586
	Establishments with 1 to 4 employees	13	X	X	X
	Establishments with 5 to 9 employees	2	X	X	X
	Establishments with 10 to 19 employees	2	X	X	X
	Establishments with 20 to 49 employees	9	X	X	X
	Establishments with 50 to 99 employees	11	X	X	X
	Establishments with 100 to 249 employees	7	X	X	X
	Establishments with 250 to 499 employees	—	X	X	X
	Establishments with 500 to 999 employees	—	X	X	X
	Establishments with 1,000 employees or more	—	X	X	X
44112	Used car dealers				
	All establishments	75	211	1 424	7 160
	Establishments with 1 to 4 employees	62	X	X	X
	Establishments with 5 to 9 employees	12	X	X	X
	Establishments with 10 to 19 employees	1	X	X	X
	Establishments with 20 to 49 employees	—	X	X	X
	Establishments with 50 to 99 employees	—	X	X	X
	Establishments with 100 to 249 employees	—	X	X	X
	Establishments with 250 to 499 employees	—	X	X	X
	Establishments with 500 to 999 employees	—	X	X	X
	Establishments with 1,000 employees or more	—	X	X	X
441120	Used car dealers				
	All establishments	75	211	1 424	7 160
	Establishments with 1 to 4 employees	62	X	X	X
	Establishments with 5 to 9 employees	12	X	X	X
	Establishments with 10 to 19 employees	1	X	X	X
	Establishments with 20 to 49 employees	—	X	X	X
	Establishments with 50 to 99 employees	—	X	X	X
	Establishments with 100 to 249 employees	—	X	X	X
	Establishments with 250 to 499 employees	—	X	X	X
	Establishments with 500 to 999 employees	—	X	X	X
	Establishments with 1,000 employees or more	—	X	X	X
4413	Automotive parts, accessories, and tire stores				
	All establishments	75	840	5 876	25 450
	Establishments with 1 to 4 employees	27	X	X	X
	Establishments with 5 to 9 employees	23	X	X	X
	Establishments with 10 to 19 employees	16	X	X	X
	Establishments with 20 to 49 employees	7	X	X	X
	Establishments with 50 to 99 employees	2	X	X	X
	Establishments with 100 to 249 employees	—	X	X	X
	Establishments with 250 to 499 employees	—	X	X	X
	Establishments with 500 to 999 employees	—	X	X	X
	Establishments with 1,000 employees or more	—	X	X	X
44131	Automotive parts and accessories stores				
	All establishments	49	656	4 347	19 646
	Establishments with 1 to 4 employees	20	X	X	X
	Establishments with 5 to 9 employees	9	X	X	X
	Establishments with 10 to 19 employees	11	X	X	X
	Establishments with 20 to 49 employees	7	X	X	X
	Establishments with 50 to 99 employees	2	X	X	X
	Establishments with 100 to 249 employees	—	X	X	X
	Establishments with 250 to 499 employees	—	X	X	X
	Establishments with 500 to 999 employees	—	X	X	X
	Establishments with 1,000 employees or more	—	X	X	X

See footnotes at end of table.

Table 5. Establishments, Employees, and Payroll by Industry and Employment Size of Establishments by County: 2004—Con.

[Excludes most government employees, railroad employees, and self-employed persons. Size class 1 to 4 employees includes establishments having payroll, but no employees, during mid-March pay period. For meaning of abbreviations and symbols, see introductory text. For explanation of terms, see Appendix A. For statement on reliability, see the note at the end of the table and Appendix C]

NAICS code	Geography, kind of business, and employment size class	Establishments (number)	Paid employees for pay period including March 12 (number)	First-quarter payroll (\$1,000)	Annual payroll (\$1,000)
44-45	UNION—Con.				
	Retail trade—Con.				
441	Motor vehicle and parts dealers—Con.				
4413	Automotive parts, accessories, and tire stores—Con.				
44131	Automotive parts and accessories stores—Con.				
441310	Automotive parts and accessories stores				
	All establishments	49	656	4 347	19 646
	Establishments with 1 to 4 employees	20	X	X	X
	Establishments with 5 to 9 employees	9	X	X	X
	Establishments with 10 to 19 employees	11	X	X	X
	Establishments with 20 to 49 employees	7	X	X	X
	Establishments with 50 to 99 employees	2	X	X	X
	Establishments with 100 to 249 employees	—	X	X	X
	Establishments with 250 to 499 employees	—	X	X	X
	Establishments with 500 to 999 employees	—	X	X	X
	Establishments with 1,000 employees or more	—	X	X	X
44132	Tire dealers				
	All establishments	26	184	1 529	5 804
	Establishments with 1 to 4 employees	7	X	X	X
	Establishments with 5 to 9 employees	14	X	X	X
	Establishments with 10 to 19 employees	5	X	X	X
	Establishments with 20 to 49 employees	—	X	X	X
	Establishments with 50 to 99 employees	—	X	X	X
	Establishments with 100 to 249 employees	—	X	X	X
	Establishments with 250 to 499 employees	—	X	X	X
	Establishments with 500 to 999 employees	—	X	X	X
	Establishments with 1,000 employees or more	—	X	X	X
441320	Tire dealers				
	All establishments	26	184	1 529	5 804
	Establishments with 1 to 4 employees	7	X	X	X
	Establishments with 5 to 9 employees	14	X	X	X
	Establishments with 10 to 19 employees	5	X	X	X
	Establishments with 20 to 49 employees	—	X	X	X
	Establishments with 50 to 99 employees	—	X	X	X
	Establishments with 100 to 249 employees	—	X	X	X
	Establishments with 250 to 499 employees	—	X	X	X
	Establishments with 500 to 999 employees	—	X	X	X
	Establishments with 1,000 employees or more	—	X	X	X
442	Furniture and home furnishings stores				
	All establishments	137	1 413	9 157	36 730
	Establishments with 1 to 4 employees	76	X	X	X
	Establishments with 5 to 9 employees	30	X	X	X
	Establishments with 10 to 19 employees	19	X	X	X
	Establishments with 20 to 49 employees	9	X	X	X
	Establishments with 50 to 99 employees	2	X	X	X
	Establishments with 100 to 249 employees	—	X	X	X
	Establishments with 250 to 499 employees	1	X	X	X
	Establishments with 500 to 999 employees	—	X	X	X
	Establishments with 1,000 employees or more	—	X	X	X
4421	Furniture stores				
	All establishments	55	769	5 367	21 742
	Establishments with 1 to 4 employees	30	X	X	X
	Establishments with 5 to 9 employees	14	X	X	X
	Establishments with 10 to 19 employees	7	X	X	X
	Establishments with 20 to 49 employees	2	X	X	X
	Establishments with 50 to 99 employees	1	X	X	X
	Establishments with 100 to 249 employees	—	X	X	X
	Establishments with 250 to 499 employees	1	X	X	X
	Establishments with 500 to 999 employees	—	X	X	X
	Establishments with 1,000 employees or more	—	X	X	X
44211	Furniture stores				
	All establishments	55	769	5 367	21 742
	Establishments with 1 to 4 employees	30	X	X	X
	Establishments with 5 to 9 employees	14	X	X	X
	Establishments with 10 to 19 employees	7	X	X	X
	Establishments with 20 to 49 employees	2	X	X	X
	Establishments with 50 to 99 employees	1	X	X	X
	Establishments with 100 to 249 employees	—	X	X	X
	Establishments with 250 to 499 employees	1	X	X	X
	Establishments with 500 to 999 employees	—	X	X	X
	Establishments with 1,000 employees or more	—	X	X	X
442110	Furniture stores				
	All establishments	55	769	5 367	21 742
	Establishments with 1 to 4 employees	30	X	X	X
	Establishments with 5 to 9 employees	14	X	X	X
	Establishments with 10 to 19 employees	7	X	X	X
	Establishments with 20 to 49 employees	2	X	X	X
	Establishments with 50 to 99 employees	1	X	X	X
	Establishments with 100 to 249 employees	—	X	X	X
	Establishments with 250 to 499 employees	1	X	X	X
	Establishments with 500 to 999 employees	—	X	X	X
	Establishments with 1,000 employees or more	—	X	X	X

See footnotes at end of table.

Table 5. Establishments, Employees, and Payroll by Industry and Employment Size of Establishments by County: 2004—Con.

[Excludes most government employees, railroad employees, and self-employed persons. Size class 1 to 4 employees includes establishments having payroll, but no employees, during mid-March pay period. For meaning of abbreviations and symbols, see introductory text. For explanation of terms, see Appendix A. For statement on reliability, see the note at the end of the table and Appendix C]

NAICS code	Geography, kind of business, and employment size class	Establishments (number)	Paid employees for pay period including March 12 (number)	First-quarter payroll (\$1,000)	Annual payroll (\$1,000)
	UNION—Con.				
44-45	Retail trade—Con.				
442	Furniture and home furnishings stores—Con.				
4422	Home furnishings stores				
	All establishments	82	644	3 790	14 988
	Establishments with 1 to 4 employees	46	X	X	X
	Establishments with 5 to 9 employees	16	X	X	X
	Establishments with 10 to 19 employees	12	X	X	X
	Establishments with 20 to 49 employees	7	X	X	X
	Establishments with 50 to 99 employees	1	X	X	X
	Establishments with 100 to 249 employees	—	X	X	X
	Establishments with 250 to 499 employees	—	X	X	X
	Establishments with 500 to 999 employees	—	X	X	X
	Establishments with 1,000 employees or more	—	X	X	X
44221	Floor covering stores				
	All establishments	33	173	1 289	5 279
	Establishments with 1 to 4 employees	19	X	X	X
	Establishments with 5 to 9 employees	7	X	X	X
	Establishments with 10 to 19 employees	6	X	X	X
	Establishments with 20 to 49 employees	1	X	X	X
	Establishments with 50 to 99 employees	—	X	X	X
	Establishments with 100 to 249 employees	—	X	X	X
	Establishments with 250 to 499 employees	—	X	X	X
	Establishments with 500 to 999 employees	—	X	X	X
	Establishments with 1,000 employees or more	—	X	X	X
442210	Floor covering stores				
	All establishments	33	173	1 289	5 279
	Establishments with 1 to 4 employees	19	X	X	X
	Establishments with 5 to 9 employees	7	X	X	X
	Establishments with 10 to 19 employees	6	X	X	X
	Establishments with 20 to 49 employees	1	X	X	X
	Establishments with 50 to 99 employees	—	X	X	X
	Establishments with 100 to 249 employees	—	X	X	X
	Establishments with 250 to 499 employees	—	X	X	X
	Establishments with 500 to 999 employees	—	X	X	X
	Establishments with 1,000 employees or more	—	X	X	X
44229	Other home furnishings stores				
	All establishments	49	471	2 501	9 709
	Establishments with 1 to 4 employees	27	X	X	X
	Establishments with 5 to 9 employees	9	X	X	X
	Establishments with 10 to 19 employees	6	X	X	X
	Establishments with 20 to 49 employees	6	X	X	X
	Establishments with 50 to 99 employees	1	X	X	X
	Establishments with 100 to 249 employees	—	X	X	X
	Establishments with 250 to 499 employees	—	X	X	X
	Establishments with 500 to 999 employees	—	X	X	X
	Establishments with 1,000 employees or more	—	X	X	X
442299	All other home furnishings stores				
	All establishments	39	413	2 113	8 028
	Establishments with 1 to 4 employees	22	X	X	X
	Establishments with 5 to 9 employees	6	X	X	X
	Establishments with 10 to 19 employees	4	X	X	X
	Establishments with 20 to 49 employees	6	X	X	X
	Establishments with 50 to 99 employees	1	X	X	X
	Establishments with 100 to 249 employees	—	X	X	X
	Establishments with 250 to 499 employees	—	X	X	X
	Establishments with 500 to 999 employees	—	X	X	X
	Establishments with 1,000 employees or more	—	X	X	X
443	Electronics and appliance stores				
	All establishments	80	964	6 005	23 861
	Establishments with 1 to 4 employees	40	X	X	X
	Establishments with 5 to 9 employees	25	X	X	X
	Establishments with 10 to 19 employees	8	X	X	X
	Establishments with 20 to 49 employees	2	X	X	X
	Establishments with 50 to 99 employees	2	X	X	X
	Establishments with 100 to 249 employees	3	X	X	X
	Establishments with 250 to 499 employees	—	X	X	X
	Establishments with 500 to 999 employees	—	X	X	X
	Establishments with 1,000 employees or more	—	X	X	X
4431	Electronics and appliance stores				
	All establishments	80	964	6 005	23 861
	Establishments with 1 to 4 employees	40	X	X	X
	Establishments with 5 to 9 employees	25	X	X	X
	Establishments with 10 to 19 employees	8	X	X	X
	Establishments with 20 to 49 employees	2	X	X	X
	Establishments with 50 to 99 employees	2	X	X	X
	Establishments with 100 to 249 employees	3	X	X	X
	Establishments with 250 to 499 employees	—	X	X	X
	Establishments with 500 to 999 employees	—	X	X	X
	Establishments with 1,000 employees or more	—	X	X	X

See footnotes at end of table.

Table 5. Establishments, Employees, and Payroll by Industry and Employment Size of Establishments by County: 2004—Con.

[Excludes most government employees, railroad employees, and self-employed persons. Size class 1 to 4 employees includes establishments having payroll, but no employees, during mid-March pay period. For meaning of abbreviations and symbols, see introductory text. For explanation of terms, see Appendix A. For statement on reliability, see the note at the end of the table and Appendix C]

NAICS code	Geography, kind of business, and employment size class	Establishments (number)	Paid employees for pay period including March 12 (number)	First-quarter payroll (\$1,000)	Annual payroll (\$1,000)
	UNION—Con.				
44-45	Retail trade—Con.				
443	Electronics and appliance stores—Con.				
4431	Electronics and appliance stores—Con.				
44311	Appliance, television, and other electronics stores				
	All establishments	63	807	5 180	20 811
	Establishments with 1 to 4 employees	33	X	X	X
	Establishments with 5 to 9 employees	18	X	X	X
	Establishments with 10 to 19 employees	6	X	X	X
	Establishments with 20 to 49 employees	2	X	X	X
	Establishments with 50 to 99 employees	1	X	X	X
	Establishments with 100 to 249 employees	3	X	X	X
	Establishments with 250 to 499 employees	—	X	X	X
	Establishments with 500 to 999 employees	—	X	X	X
	Establishments with 1,000 employees or more	—	X	X	X
443111	Household appliance stores				
	All establishments	17	188	1 166	4 834
	Establishments with 1 to 4 employees	8	X	X	X
	Establishments with 5 to 9 employees	5	X	X	X
	Establishments with 10 to 19 employees	2	X	X	X
	Establishments with 20 to 49 employees	1	X	X	X
	Establishments with 50 to 99 employees	1	X	X	X
	Establishments with 100 to 249 employees	—	X	X	X
	Establishments with 250 to 499 employees	—	X	X	X
	Establishments with 500 to 999 employees	—	X	X	X
	Establishments with 1,000 employees or more	—	X	X	X
443112	Radio, television, and other electronics stores				
	All establishments	46	619	4 014	15 977
	Establishments with 1 to 4 employees	25	X	X	X
	Establishments with 5 to 9 employees	13	X	X	X
	Establishments with 10 to 19 employees	4	X	X	X
	Establishments with 20 to 49 employees	1	X	X	X
	Establishments with 50 to 99 employees	—	X	X	X
	Establishments with 100 to 249 employees	3	X	X	X
	Establishments with 250 to 499 employees	—	X	X	X
	Establishments with 500 to 999 employees	—	X	X	X
	Establishments with 1,000 employees or more	—	X	X	X
44312	Computer and software stores				
	All establishments	15	c	D	D
	Establishments with 1 to 4 employees	6	X	X	X
	Establishments with 5 to 9 employees	6	X	X	X
	Establishments with 10 to 19 employees	2	X	X	X
	Establishments with 20 to 49 employees	—	X	X	X
	Establishments with 50 to 99 employees	1	X	X	X
	Establishments with 100 to 249 employees	—	X	X	X
	Establishments with 250 to 499 employees	—	X	X	X
	Establishments with 500 to 999 employees	—	X	X	X
	Establishments with 1,000 employees or more	—	X	X	X
443120	Computer and software stores				
	All establishments	15	c	D	D
	Establishments with 1 to 4 employees	6	X	X	X
	Establishments with 5 to 9 employees	6	X	X	X
	Establishments with 10 to 19 employees	2	X	X	X
	Establishments with 20 to 49 employees	—	X	X	X
	Establishments with 50 to 99 employees	1	X	X	X
	Establishments with 100 to 249 employees	—	X	X	X
	Establishments with 250 to 499 employees	—	X	X	X
	Establishments with 500 to 999 employees	—	X	X	X
	Establishments with 1,000 employees or more	—	X	X	X
444	Building material and garden equipment and supplies dealers				
	All establishments	107	1 843	13 468	59 536
	Establishments with 1 to 4 employees	47	X	X	X
	Establishments with 5 to 9 employees	30	X	X	X
	Establishments with 10 to 19 employees	17	X	X	X
	Establishments with 20 to 49 employees	6	X	X	X
	Establishments with 50 to 99 employees	3	X	X	X
	Establishments with 100 to 249 employees	3	X	X	X
	Establishments with 250 to 499 employees	1	X	X	X
	Establishments with 500 to 999 employees	—	X	X	X
	Establishments with 1,000 employees or more	—	X	X	X
4441	Building material and supplies dealers				
	All establishments	88	1 744	13 021	56 422
	Establishments with 1 to 4 employees	34	X	X	X
	Establishments with 5 to 9 employees	27	X	X	X
	Establishments with 10 to 19 employees	16	X	X	X
	Establishments with 20 to 49 employees	4	X	X	X
	Establishments with 50 to 99 employees	3	X	X	X
	Establishments with 100 to 249 employees	3	X	X	X
	Establishments with 250 to 499 employees	1	X	X	X
	Establishments with 500 to 999 employees	—	X	X	X
	Establishments with 1,000 employees or more	—	X	X	X

See footnotes at end of table.

Table 5. Establishments, Employees, and Payroll by Industry and Employment Size of Establishments by County: 2004—Con.

[Excludes most government employees, railroad employees, and self-employed persons. Size class 1 to 4 employees includes establishments having payroll, but no employees, during mid-March pay period. For meaning of abbreviations and symbols, see introductory text. For explanation of terms, see Appendix A. For statement on reliability, see the note at the end of the table and Appendix C]

NAICS code	Geography, kind of business, and employment size class	Establishments (number)	Paid employees for pay period including March 12 (number)	First-quarter payroll (\$1,000)	Annual payroll (\$1,000)
44-45	UNION—Con.				
444	Retail trade—Con.				
444	Building material and garden equipment and supplies dealers—Con.				
4441	Building material and supplies dealers—Con.				
44411	Home centers				
	All establishments	7	f	D	D
	Establishments with 1 to 4 employees	2	X	X	X
	Establishments with 5 to 9 employees	—	X	X	X
	Establishments with 10 to 19 employees	—	X	X	X
	Establishments with 20 to 49 employees	—	X	X	X
	Establishments with 50 to 99 employees	1	X	X	X
	Establishments with 100 to 249 employees	3	X	X	X
	Establishments with 250 to 499 employees	1	X	X	X
	Establishments with 500 to 999 employees	—	X	X	X
	Establishments with 1,000 employees or more	—	X	X	X
444110	Home centers				
	All establishments	7	f	D	D
	Establishments with 1 to 4 employees	2	X	X	X
	Establishments with 5 to 9 employees	—	X	X	X
	Establishments with 10 to 19 employees	—	X	X	X
	Establishments with 20 to 49 employees	—	X	X	X
	Establishments with 50 to 99 employees	1	X	X	X
	Establishments with 100 to 249 employees	3	X	X	X
	Establishments with 250 to 499 employees	1	X	X	X
	Establishments with 500 to 999 employees	—	X	X	X
	Establishments with 1,000 employees or more	—	X	X	X
44413	Hardware stores				
	All establishments	19	210	1 085	4 274
	Establishments with 1 to 4 employees	9	X	X	X
	Establishments with 5 to 9 employees	4	X	X	X
	Establishments with 10 to 19 employees	4	X	X	X
	Establishments with 20 to 49 employees	1	X	X	X
	Establishments with 50 to 99 employees	1	X	X	X
	Establishments with 100 to 249 employees	—	X	X	X
	Establishments with 250 to 499 employees	—	X	X	X
	Establishments with 500 to 999 employees	—	X	X	X
	Establishments with 1,000 employees or more	—	X	X	X
444130	Hardware stores				
	All establishments	19	210	1 085	4 274
	Establishments with 1 to 4 employees	9	X	X	X
	Establishments with 5 to 9 employees	4	X	X	X
	Establishments with 10 to 19 employees	4	X	X	X
	Establishments with 20 to 49 employees	1	X	X	X
	Establishments with 50 to 99 employees	1	X	X	X
	Establishments with 100 to 249 employees	—	X	X	X
	Establishments with 250 to 499 employees	—	X	X	X
	Establishments with 500 to 999 employees	—	X	X	X
	Establishments with 1,000 employees or more	—	X	X	X
44419	Other building material dealers				
	All establishments	53	530	5 779	28 276
	Establishments with 1 to 4 employees	21	X	X	X
	Establishments with 5 to 9 employees	17	X	X	X
	Establishments with 10 to 19 employees	11	X	X	X
	Establishments with 20 to 49 employees	3	X	X	X
	Establishments with 50 to 99 employees	1	X	X	X
	Establishments with 100 to 249 employees	—	X	X	X
	Establishments with 250 to 499 employees	—	X	X	X
	Establishments with 500 to 999 employees	—	X	X	X
	Establishments with 1,000 employees or more	—	X	X	X
444190	Other building material dealers				
	All establishments	53	530	5 779	28 276
	Establishments with 1 to 4 employees	21	X	X	X
	Establishments with 5 to 9 employees	17	X	X	X
	Establishments with 10 to 19 employees	11	X	X	X
	Establishments with 20 to 49 employees	3	X	X	X
	Establishments with 50 to 99 employees	1	X	X	X
	Establishments with 100 to 249 employees	—	X	X	X
	Establishments with 250 to 499 employees	—	X	X	X
	Establishments with 500 to 999 employees	—	X	X	X
	Establishments with 1,000 employees or more	—	X	X	X
445	Food and beverage stores				
	All establishments	445	5 688	27 735	112 823
	Establishments with 1 to 4 employees	312	X	X	X
	Establishments with 5 to 9 employees	53	X	X	X
	Establishments with 10 to 19 employees	37	X	X	X
	Establishments with 20 to 49 employees	12	X	X	X
	Establishments with 50 to 99 employees	15	X	X	X
	Establishments with 100 to 249 employees	14	X	X	X
	Establishments with 250 to 499 employees	2	X	X	X
	Establishments with 500 to 999 employees	—	X	X	X
	Establishments with 1,000 employees or more	—	X	X	X

See footnotes at end of table.

Table 5. Establishments, Employees, and Payroll by Industry and Employment Size of Establishments by County: 2004—Con.

[Excludes most government employees, railroad employees, and self-employed persons. Size class 1 to 4 employees includes establishments having payroll, but no employees, during mid-March pay period. For meaning of abbreviations and symbols, see introductory text. For explanation of terms, see Appendix A. For statement on reliability, see the note at the end of the table and Appendix C]

NAICS code	Geography, kind of business, and employment size class	Establishments (number)	Paid employees for pay period including March 12 (number)	First-quarter payroll (\$1,000)	Annual payroll (\$1,000)
44-45	UNION—Con. Retail trade—Con.				
445	Food and beverage stores—Con.				
4451	Grocery stores				
	All establishments	246	4 813	23 554	96 540
	Establishments with 1 to 4 employees	167	X	X	X
	Establishments with 5 to 9 employees	20	X	X	X
	Establishments with 10 to 19 employees	20	X	X	X
	Establishments with 20 to 49 employees	9	X	X	X
	Establishments with 50 to 99 employees	14	X	X	X
	Establishments with 100 to 249 employees	14	X	X	X
	Establishments with 250 to 499 employees	2	X	X	X
	Establishments with 500 to 999 employees	—	X	X	X
	Establishments with 1,000 employees or more	—	X	X	X
44511	Supermarkets and other grocery (except convenience) stores				
	All establishments	152	4 473	22 205	90 720
	Establishments with 1 to 4 employees	89	X	X	X
	Establishments with 5 to 9 employees	16	X	X	X
	Establishments with 10 to 19 employees	11	X	X	X
	Establishments with 20 to 49 employees	6	X	X	X
	Establishments with 50 to 99 employees	14	X	X	X
	Establishments with 100 to 249 employees	14	X	X	X
	Establishments with 250 to 499 employees	2	X	X	X
	Establishments with 500 to 999 employees	—	X	X	X
	Establishments with 1,000 employees or more	—	X	X	X
445110	Supermarkets and other grocery (except convenience) stores				
	All establishments	152	4 473	22 205	90 720
	Establishments with 1 to 4 employees	89	X	X	X
	Establishments with 5 to 9 employees	16	X	X	X
	Establishments with 10 to 19 employees	11	X	X	X
	Establishments with 20 to 49 employees	6	X	X	X
	Establishments with 50 to 99 employees	14	X	X	X
	Establishments with 100 to 249 employees	14	X	X	X
	Establishments with 250 to 499 employees	2	X	X	X
	Establishments with 500 to 999 employees	—	X	X	X
	Establishments with 1,000 employees or more	—	X	X	X
44512	Convenience stores				
	All establishments	94	340	1 349	5 820
	Establishments with 1 to 4 employees	78	X	X	X
	Establishments with 5 to 9 employees	4	X	X	X
	Establishments with 10 to 19 employees	9	X	X	X
	Establishments with 20 to 49 employees	3	X	X	X
	Establishments with 50 to 99 employees	—	X	X	X
	Establishments with 100 to 249 employees	—	X	X	X
	Establishments with 250 to 499 employees	—	X	X	X
	Establishments with 500 to 999 employees	—	X	X	X
	Establishments with 1,000 employees or more	—	X	X	X
445120	Convenience stores				
	All establishments	94	340	1 349	5 820
	Establishments with 1 to 4 employees	78	X	X	X
	Establishments with 5 to 9 employees	4	X	X	X
	Establishments with 10 to 19 employees	9	X	X	X
	Establishments with 20 to 49 employees	3	X	X	X
	Establishments with 50 to 99 employees	—	X	X	X
	Establishments with 100 to 249 employees	—	X	X	X
	Establishments with 250 to 499 employees	—	X	X	X
	Establishments with 500 to 999 employees	—	X	X	X
	Establishments with 1,000 employees or more	—	X	X	X
4452	Specialty food stores				
	All establishments	81	324	1 273	5 244
	Establishments with 1 to 4 employees	56	X	X	X
	Establishments with 5 to 9 employees	16	X	X	X
	Establishments with 10 to 19 employees	9	X	X	X
	Establishments with 20 to 49 employees	—	X	X	X
	Establishments with 50 to 99 employees	—	X	X	X
	Establishments with 100 to 249 employees	—	X	X	X
	Establishments with 250 to 499 employees	—	X	X	X
	Establishments with 500 to 999 employees	—	X	X	X
	Establishments with 1,000 employees or more	—	X	X	X
44521	Meat markets				
	All establishments	24	107	419	1 691
	Establishments with 1 to 4 employees	16	X	X	X
	Establishments with 5 to 9 employees	4	X	X	X
	Establishments with 10 to 19 employees	4	X	X	X
	Establishments with 20 to 49 employees	—	X	X	X
	Establishments with 50 to 99 employees	—	X	X	X
	Establishments with 100 to 249 employees	—	X	X	X
	Establishments with 250 to 499 employees	—	X	X	X
	Establishments with 500 to 999 employees	—	X	X	X
	Establishments with 1,000 employees or more	—	X	X	X

See footnotes at end of table.

Table 5. Establishments, Employees, and Payroll by Industry and Employment Size of Establishments by County: 2004—Con.

[Excludes most government employees, railroad employees, and self-employed persons. Size class 1 to 4 employees includes establishments having payroll, but no employees, during mid-March pay period. For meaning of abbreviations and symbols, see introductory text. For explanation of terms, see Appendix A. For statement on reliability, see the note at the end of the table and Appendix C]

NAICS code	Geography, kind of business, and employment size class	Establishments (number)	Paid employees for pay period including March 12 (number)	First-quarter payroll (\$1,000)	Annual payroll (\$1,000)
	UNION—Con.				
44-45	Retail trade—Con.				
445	Food and beverage stores—Con.				
4452	Specialty food stores—Con.				
44521	Meat markets—Con.				
445210	Meat markets				
	All establishments	24	107	419	1 691
	Establishments with 1 to 4 employees	16	X	X	X
	Establishments with 5 to 9 employees	4	X	X	X
	Establishments with 10 to 19 employees	4	X	X	X
	Establishments with 20 to 49 employees	—	X	X	X
	Establishments with 50 to 99 employees	—	X	X	X
	Establishments with 100 to 249 employees	—	X	X	X
	Establishments with 250 to 499 employees	—	X	X	X
	Establishments with 500 to 999 employees	—	X	X	X
	Establishments with 1,000 employees or more	—	X	X	X
44529	Other specialty food stores				
	All establishments	30	124	414	1 750
	Establishments with 1 to 4 employees	21	X	X	X
	Establishments with 5 to 9 employees	5	X	X	X
	Establishments with 10 to 19 employees	4	X	X	X
	Establishments with 20 to 49 employees	—	X	X	X
	Establishments with 50 to 99 employees	—	X	X	X
	Establishments with 100 to 249 employees	—	X	X	X
	Establishments with 250 to 499 employees	—	X	X	X
	Establishments with 500 to 999 employees	—	X	X	X
	Establishments with 1,000 employees or more	—	X	X	X
4453	Beer, wine, and liquor stores				
	All establishments	118	551	2 908	11 039
	Establishments with 1 to 4 employees	89	X	X	X
	Establishments with 5 to 9 employees	17	X	X	X
	Establishments with 10 to 19 employees	8	X	X	X
	Establishments with 20 to 49 employees	3	X	X	X
	Establishments with 50 to 99 employees	1	X	X	X
	Establishments with 100 to 249 employees	—	X	X	X
	Establishments with 250 to 499 employees	—	X	X	X
	Establishments with 500 to 999 employees	—	X	X	X
	Establishments with 1,000 employees or more	—	X	X	X
44531	Beer, wine, and liquor stores				
	All establishments	118	551	2 908	11 039
	Establishments with 1 to 4 employees	89	X	X	X
	Establishments with 5 to 9 employees	17	X	X	X
	Establishments with 10 to 19 employees	8	X	X	X
	Establishments with 20 to 49 employees	3	X	X	X
	Establishments with 50 to 99 employees	1	X	X	X
	Establishments with 100 to 249 employees	—	X	X	X
	Establishments with 250 to 499 employees	—	X	X	X
	Establishments with 500 to 999 employees	—	X	X	X
	Establishments with 1,000 employees or more	—	X	X	X
445310	Beer, wine, and liquor stores				
	All establishments	118	551	2 908	11 039
	Establishments with 1 to 4 employees	89	X	X	X
	Establishments with 5 to 9 employees	17	X	X	X
	Establishments with 10 to 19 employees	8	X	X	X
	Establishments with 20 to 49 employees	3	X	X	X
	Establishments with 50 to 99 employees	1	X	X	X
	Establishments with 100 to 249 employees	—	X	X	X
	Establishments with 250 to 499 employees	—	X	X	X
	Establishments with 500 to 999 employees	—	X	X	X
	Establishments with 1,000 employees or more	—	X	X	X
446	Health and personal care stores				
	All establishments	169	4 537	39 365	150 754
	Establishments with 1 to 4 employees	68	X	X	X
	Establishments with 5 to 9 employees	31	X	X	X
	Establishments with 10 to 19 employees	24	X	X	X
	Establishments with 20 to 49 employees	31	X	X	X
	Establishments with 50 to 99 employees	13	X	X	X
	Establishments with 100 to 249 employees	—	X	X	X
	Establishments with 250 to 499 employees	1	X	X	X
	Establishments with 500 to 999 employees	—	X	X	X
	Establishments with 1,000 employees or more	1	X	X	X
4461	Health and personal care stores				
	All establishments	169	4 537	39 365	150 754
	Establishments with 1 to 4 employees	68	X	X	X
	Establishments with 5 to 9 employees	31	X	X	X
	Establishments with 10 to 19 employees	24	X	X	X
	Establishments with 20 to 49 employees	31	X	X	X
	Establishments with 50 to 99 employees	13	X	X	X
	Establishments with 100 to 249 employees	—	X	X	X
	Establishments with 250 to 499 employees	1	X	X	X
	Establishments with 500 to 999 employees	—	X	X	X
	Establishments with 1,000 employees or more	1	X	X	X

See footnotes at end of table.

Table 5. Establishments, Employees, and Payroll by Industry and Employment Size of Establishments by County: 2004—Con.

[Excludes most government employees, railroad employees, and self-employed persons. Size class 1 to 4 employees includes establishments having payroll, but no employees, during mid-March pay period. For meaning of abbreviations and symbols, see introductory text. For explanation of terms, see Appendix A. For statement on reliability, see the note at the end of the table and Appendix C]

NAICS code	Geography, kind of business, and employment size class	Establishments (number)	Paid employees for pay period including March 12 (number)	First-quarter payroll (\$1,000)	Annual payroll (\$1,000)
	UNION—Con.				
44-45	Retail trade—Con.				
446	Health and personal care stores—Con.				
4461	Health and personal care stores—Con.				
44611	Pharmacies and drug stores				
	All establishments	84	2 216	11 584	47 502
	Establishments with 1 to 4 employees	14	X	X	X
	Establishments with 5 to 9 employees	14	X	X	X
	Establishments with 10 to 19 employees	18	X	X	X
	Establishments with 20 to 49 employees	25	X	X	X
	Establishments with 50 to 99 employees	12	X	X	X
	Establishments with 100 to 249 employees	—	X	X	X
	Establishments with 250 to 499 employees	1	X	X	X
	Establishments with 500 to 999 employees	—	X	X	X
	Establishments with 1,000 employees or more	—	X	X	X
446110	Pharmacies and drug stores				
	All establishments	84	2 216	11 584	47 502
	Establishments with 1 to 4 employees	14	X	X	X
	Establishments with 5 to 9 employees	14	X	X	X
	Establishments with 10 to 19 employees	18	X	X	X
	Establishments with 20 to 49 employees	25	X	X	X
	Establishments with 50 to 99 employees	12	X	X	X
	Establishments with 100 to 249 employees	—	X	X	X
	Establishments with 250 to 499 employees	1	X	X	X
	Establishments with 500 to 999 employees	—	X	X	X
	Establishments with 1,000 employees or more	—	X	X	X
44612	Cosmetics, beauty supplies, and perfume stores				
	All establishments	22	g	D	D
	Establishments with 1 to 4 employees	15	X	X	X
	Establishments with 5 to 9 employees	4	X	X	X
	Establishments with 10 to 19 employees	1	X	X	X
	Establishments with 20 to 49 employees	1	X	X	X
	Establishments with 50 to 99 employees	—	X	X	X
	Establishments with 100 to 249 employees	—	X	X	X
	Establishments with 250 to 499 employees	—	X	X	X
	Establishments with 500 to 999 employees	—	X	X	X
	Establishments with 1,000 employees or more	1	X	X	X
446120	Cosmetics, beauty supplies, and perfume stores				
	All establishments	22	g	D	D
	Establishments with 1 to 4 employees	15	X	X	X
	Establishments with 5 to 9 employees	4	X	X	X
	Establishments with 10 to 19 employees	1	X	X	X
	Establishments with 20 to 49 employees	1	X	X	X
	Establishments with 50 to 99 employees	—	X	X	X
	Establishments with 100 to 249 employees	—	X	X	X
	Establishments with 250 to 499 employees	—	X	X	X
	Establishments with 500 to 999 employees	—	X	X	X
	Establishments with 1,000 employees or more	1	X	X	X
44613	Optical goods stores				
	All establishments	31	237	2 069	7 846
	Establishments with 1 to 4 employees	18	X	X	X
	Establishments with 5 to 9 employees	9	X	X	X
	Establishments with 10 to 19 employees	2	X	X	X
	Establishments with 20 to 49 employees	1	X	X	X
	Establishments with 50 to 99 employees	1	X	X	X
	Establishments with 100 to 249 employees	—	X	X	X
	Establishments with 250 to 499 employees	—	X	X	X
	Establishments with 500 to 999 employees	—	X	X	X
	Establishments with 1,000 employees or more	—	X	X	X
446130	Optical goods stores				
	All establishments	31	237	2 069	7 846
	Establishments with 1 to 4 employees	18	X	X	X
	Establishments with 5 to 9 employees	9	X	X	X
	Establishments with 10 to 19 employees	2	X	X	X
	Establishments with 20 to 49 employees	1	X	X	X
	Establishments with 50 to 99 employees	1	X	X	X
	Establishments with 100 to 249 employees	—	X	X	X
	Establishments with 250 to 499 employees	—	X	X	X
	Establishments with 500 to 999 employees	—	X	X	X
	Establishments with 1,000 employees or more	—	X	X	X
44619	Other health and personal care stores				
	All establishments	32	c	D	D
	Establishments with 1 to 4 employees	21	X	X	X
	Establishments with 5 to 9 employees	4	X	X	X
	Establishments with 10 to 19 employees	3	X	X	X
	Establishments with 20 to 49 employees	4	X	X	X
	Establishments with 50 to 99 employees	—	X	X	X
	Establishments with 100 to 249 employees	—	X	X	X
	Establishments with 250 to 499 employees	—	X	X	X
	Establishments with 500 to 999 employees	—	X	X	X
	Establishments with 1,000 employees or more	—	X	X	X

See footnotes at end of table.

Table 5. Establishments, Employees, and Payroll by Industry and Employment Size of Establishments by County: 2004—Con.

[Excludes most government employees, railroad employees, and self-employed persons. Size class 1 to 4 employees includes establishments having payroll, but no employees, during mid-March pay period. For meaning of abbreviations and symbols, see introductory text. For explanation of terms, see Appendix A. For statement on reliability, see the note at the end of the table and Appendix C]

NAICS code	Geography, kind of business, and employment size class	Establishments (number)	Paid employees for pay period including March 12 (number)	First-quarter payroll (\$1,000)	Annual payroll (\$1,000)
	UNION—Con.				
44-45	Retail trade—Con.				
446	Health and personal care stores—Con.				
4461	Health and personal care stores—Con.				
44619	Other health and personal care stores—Con.				
446199	All other health and personal care stores				
	All establishments	17	c	D	D
	Establishments with 1 to 4 employees	12	X	X	X
	Establishments with 5 to 9 employees	1	X	X	X
	Establishments with 10 to 19 employees	1	X	X	X
	Establishments with 20 to 49 employees	4	X	X	X
	Establishments with 50 to 99 employees	—	X	X	X
	Establishments with 100 to 249 employees	—	X	X	X
	Establishments with 250 to 499 employees	—	X	X	X
	Establishments with 500 to 999 employees	—	X	X	X
	Establishments with 1,000 employees or more	—	X	X	X
447	Gasoline stations				
	All establishments	192	816	3 464	13 706
	Establishments with 1 to 4 employees	136	X	X	X
	Establishments with 5 to 9 employees	41	X	X	X
	Establishments with 10 to 19 employees	12	X	X	X
	Establishments with 20 to 49 employees	3	X	X	X
	Establishments with 50 to 99 employees	—	X	X	X
	Establishments with 100 to 249 employees	—	X	X	X
	Establishments with 250 to 499 employees	—	X	X	X
	Establishments with 500 to 999 employees	—	X	X	X
	Establishments with 1,000 employees or more	—	X	X	X
4471	Gasoline stations				
	All establishments	192	816	3 464	13 706
	Establishments with 1 to 4 employees	136	X	X	X
	Establishments with 5 to 9 employees	41	X	X	X
	Establishments with 10 to 19 employees	12	X	X	X
	Establishments with 20 to 49 employees	3	X	X	X
	Establishments with 50 to 99 employees	—	X	X	X
	Establishments with 100 to 249 employees	—	X	X	X
	Establishments with 250 to 499 employees	—	X	X	X
	Establishments with 500 to 999 employees	—	X	X	X
	Establishments with 1,000 employees or more	—	X	X	X
44711	Gasoline stations with convenience stores				
	All establishments	43	287	1 228	4 766
	Establishments with 1 to 4 employees	23	X	X	X
	Establishments with 5 to 9 employees	10	X	X	X
	Establishments with 10 to 19 employees	8	X	X	X
	Establishments with 20 to 49 employees	2	X	X	X
	Establishments with 50 to 99 employees	—	X	X	X
	Establishments with 100 to 249 employees	—	X	X	X
	Establishments with 250 to 499 employees	—	X	X	X
	Establishments with 500 to 999 employees	—	X	X	X
	Establishments with 1,000 employees or more	—	X	X	X
447110	Gasoline stations with convenience stores				
	All establishments	43	287	1 228	4 766
	Establishments with 1 to 4 employees	23	X	X	X
	Establishments with 5 to 9 employees	10	X	X	X
	Establishments with 10 to 19 employees	8	X	X	X
	Establishments with 20 to 49 employees	2	X	X	X
	Establishments with 50 to 99 employees	—	X	X	X
	Establishments with 100 to 249 employees	—	X	X	X
	Establishments with 250 to 499 employees	—	X	X	X
	Establishments with 500 to 999 employees	—	X	X	X
	Establishments with 1,000 employees or more	—	X	X	X
44719	Other gasoline stations				
	All establishments	149	529	2 236	8 940
	Establishments with 1 to 4 employees	113	X	X	X
	Establishments with 5 to 9 employees	31	X	X	X
	Establishments with 10 to 19 employees	4	X	X	X
	Establishments with 20 to 49 employees	1	X	X	X
	Establishments with 50 to 99 employees	—	X	X	X
	Establishments with 100 to 249 employees	—	X	X	X
	Establishments with 250 to 499 employees	—	X	X	X
	Establishments with 500 to 999 employees	—	X	X	X
	Establishments with 1,000 employees or more	—	X	X	X
447190	Other gasoline stations				
	All establishments	149	529	2 236	8 940
	Establishments with 1 to 4 employees	113	X	X	X
	Establishments with 5 to 9 employees	31	X	X	X
	Establishments with 10 to 19 employees	4	X	X	X
	Establishments with 20 to 49 employees	1	X	X	X
	Establishments with 50 to 99 employees	—	X	X	X
	Establishments with 100 to 249 employees	—	X	X	X
	Establishments with 250 to 499 employees	—	X	X	X
	Establishments with 500 to 999 employees	—	X	X	X
	Establishments with 1,000 employees or more	—	X	X	X

See footnotes at end of table.

Table 5. Establishments, Employees, and Payroll by Industry and Employment Size of Establishments by County: 2004—Con.

[Excludes most government employees, railroad employees, and self-employed persons. Size class 1 to 4 employees includes establishments having payroll, but no employees, during mid-March pay period. For meaning of abbreviations and symbols, see introductory text. For explanation of terms, see Appendix A. For statement on reliability, see the note at the end of the table and Appendix C]

NAICS code	Geography, kind of business, and employment size class	Establishments (number)	Paid employees for pay period including March 12 (number)	First-quarter payroll (\$1,000)	Annual payroll (\$1,000)
	UNION—Con.				
44-45	Retail trade—Con.				
448	Clothing and clothing accessories stores				
	All establishments	362	4 020	14 286	60 941
	Establishments with 1 to 4 employees	175	X	X	X
	Establishments with 5 to 9 employees	82	X	X	X
	Establishments with 10 to 19 employees	50	X	X	X
	Establishments with 20 to 49 employees	37	X	X	X
	Establishments with 50 to 99 employees	14	X	X	X
	Establishments with 100 to 249 employees	4	X	X	X
	Establishments with 250 to 499 employees	—	X	X	X
	Establishments with 500 to 999 employees	—	X	X	X
	Establishments with 1,000 employees or more	—	X	X	X
4481	Clothing stores				
	All establishments	219	3 306	11 066	46 840
	Establishments with 1 to 4 employees	87	X	X	X
	Establishments with 5 to 9 employees	46	X	X	X
	Establishments with 10 to 19 employees	34	X	X	X
	Establishments with 20 to 49 employees	34	X	X	X
	Establishments with 50 to 99 employees	14	X	X	X
	Establishments with 100 to 249 employees	4	X	X	X
	Establishments with 250 to 499 employees	—	X	X	X
	Establishments with 500 to 999 employees	—	X	X	X
	Establishments with 1,000 employees or more	—	X	X	X
44811	Men's clothing stores				
	All establishments	37	308	1 216	5 283
	Establishments with 1 to 4 employees	17	X	X	X
	Establishments with 5 to 9 employees	11	X	X	X
	Establishments with 10 to 19 employees	4	X	X	X
	Establishments with 20 to 49 employees	5	X	X	X
	Establishments with 50 to 99 employees	—	X	X	X
	Establishments with 100 to 249 employees	—	X	X	X
	Establishments with 250 to 499 employees	—	X	X	X
	Establishments with 500 to 999 employees	—	X	X	X
	Establishments with 1,000 employees or more	—	X	X	X
448110	Men's clothing stores				
	All establishments	37	308	1 216	5 283
	Establishments with 1 to 4 employees	17	X	X	X
	Establishments with 5 to 9 employees	11	X	X	X
	Establishments with 10 to 19 employees	4	X	X	X
	Establishments with 20 to 49 employees	5	X	X	X
	Establishments with 50 to 99 employees	—	X	X	X
	Establishments with 100 to 249 employees	—	X	X	X
	Establishments with 250 to 499 employees	—	X	X	X
	Establishments with 500 to 999 employees	—	X	X	X
	Establishments with 1,000 employees or more	—	X	X	X
44812	Women's clothing stores				
	All establishments	68	760	2 541	10 879
	Establishments with 1 to 4 employees	24	X	X	X
	Establishments with 5 to 9 employees	19	X	X	X
	Establishments with 10 to 19 employees	11	X	X	X
	Establishments with 20 to 49 employees	13	X	X	X
	Establishments with 50 to 99 employees	1	X	X	X
	Establishments with 100 to 249 employees	—	X	X	X
	Establishments with 250 to 499 employees	—	X	X	X
	Establishments with 500 to 999 employees	—	X	X	X
	Establishments with 1,000 employees or more	—	X	X	X
448120	Women's clothing stores				
	All establishments	68	760	2 541	10 879
	Establishments with 1 to 4 employees	24	X	X	X
	Establishments with 5 to 9 employees	19	X	X	X
	Establishments with 10 to 19 employees	11	X	X	X
	Establishments with 20 to 49 employees	13	X	X	X
	Establishments with 50 to 99 employees	1	X	X	X
	Establishments with 100 to 249 employees	—	X	X	X
	Establishments with 250 to 499 employees	—	X	X	X
	Establishments with 500 to 999 employees	—	X	X	X
	Establishments with 1,000 employees or more	—	X	X	X
44813	Children's and infants' clothing stores				
	All establishments	22	333	1 066	4 658
	Establishments with 1 to 4 employees	7	X	X	X
	Establishments with 5 to 9 employees	3	X	X	X
	Establishments with 10 to 19 employees	7	X	X	X
	Establishments with 20 to 49 employees	3	X	X	X
	Establishments with 50 to 99 employees	2	X	X	X
	Establishments with 100 to 249 employees	—	X	X	X
	Establishments with 250 to 499 employees	—	X	X	X
	Establishments with 500 to 999 employees	—	X	X	X
	Establishments with 1,000 employees or more	—	X	X	X

See footnotes at end of table.

Table 5. Establishments, Employees, and Payroll by Industry and Employment Size of Establishments by County: 2004—Con.

[Excludes most government employees, railroad employees, and self-employed persons. Size class 1 to 4 employees includes establishments having payroll, but no employees, during mid-March pay period. For meaning of abbreviations and symbols, see introductory text. For explanation of terms, see Appendix A. For statement on reliability, see the note at the end of the table and Appendix C]

NAICS code	Geography, kind of business, and employment size class	Establishments (number)	Paid employees for pay period including March 12 (number)	First-quarter payroll (\$1,000)	Annual payroll (\$1,000)
	UNION—Con.				
44-45	Retail trade—Con.				
448	Clothing and clothing accessories stores—Con.				
4481	Clothing stores—Con.				
44813	Children's and infants' clothing stores—Con.				
448130	Children's and infants' clothing stores				
	All establishments	22	333	1 066	4 658
	Establishments with 1 to 4 employees	7	X	X	X
	Establishments with 5 to 9 employees	3	X	X	X
	Establishments with 10 to 19 employees	7	X	X	X
	Establishments with 20 to 49 employees	3	X	X	X
	Establishments with 50 to 99 employees	2	X	X	X
	Establishments with 100 to 249 employees	—	X	X	X
	Establishments with 250 to 499 employees	—	X	X	X
	Establishments with 500 to 999 employees	—	X	X	X
	Establishments with 1,000 employees or more	—	X	X	X
44814	Family clothing stores				
	All establishments	48	1 622	5 176	22 266
	Establishments with 1 to 4 employees	10	X	X	X
	Establishments with 5 to 9 employees	3	X	X	X
	Establishments with 10 to 19 employees	10	X	X	X
	Establishments with 20 to 49 employees	11	X	X	X
	Establishments with 50 to 99 employees	10	X	X	X
	Establishments with 100 to 249 employees	4	X	X	X
	Establishments with 250 to 499 employees	—	X	X	X
	Establishments with 500 to 999 employees	—	X	X	X
	Establishments with 1,000 employees or more	—	X	X	X
448140	Family clothing stores				
	All establishments	48	1 622	5 176	22 266
	Establishments with 1 to 4 employees	10	X	X	X
	Establishments with 5 to 9 employees	3	X	X	X
	Establishments with 10 to 19 employees	10	X	X	X
	Establishments with 20 to 49 employees	11	X	X	X
	Establishments with 50 to 99 employees	10	X	X	X
	Establishments with 100 to 249 employees	4	X	X	X
	Establishments with 250 to 499 employees	—	X	X	X
	Establishments with 500 to 999 employees	—	X	X	X
	Establishments with 1,000 employees or more	—	X	X	X
44819	Other clothing stores				
	All establishments	31	231	842	2 931
	Establishments with 1 to 4 employees	21	X	X	X
	Establishments with 5 to 9 employees	5	X	X	X
	Establishments with 10 to 19 employees	2	X	X	X
	Establishments with 20 to 49 employees	2	X	X	X
	Establishments with 50 to 99 employees	1	X	X	X
	Establishments with 100 to 249 employees	—	X	X	X
	Establishments with 250 to 499 employees	—	X	X	X
	Establishments with 500 to 999 employees	—	X	X	X
	Establishments with 1,000 employees or more	—	X	X	X
448190	Other clothing stores				
	All establishments	31	231	842	2 931
	Establishments with 1 to 4 employees	21	X	X	X
	Establishments with 5 to 9 employees	5	X	X	X
	Establishments with 10 to 19 employees	2	X	X	X
	Establishments with 20 to 49 employees	2	X	X	X
	Establishments with 50 to 99 employees	1	X	X	X
	Establishments with 100 to 249 employees	—	X	X	X
	Establishments with 250 to 499 employees	—	X	X	X
	Establishments with 500 to 999 employees	—	X	X	X
	Establishments with 1,000 employees or more	—	X	X	X
4482	Shoe stores				
	All establishments	59	447	1 600	7 173
	Establishments with 1 to 4 employees	24	X	X	X
	Establishments with 5 to 9 employees	20	X	X	X
	Establishments with 10 to 19 employees	12	X	X	X
	Establishments with 20 to 49 employees	3	X	X	X
	Establishments with 50 to 99 employees	—	X	X	X
	Establishments with 100 to 249 employees	—	X	X	X
	Establishments with 250 to 499 employees	—	X	X	X
	Establishments with 500 to 999 employees	—	X	X	X
	Establishments with 1,000 employees or more	—	X	X	X
44821	Shoe stores				
	All establishments	59	447	1 600	7 173
	Establishments with 1 to 4 employees	24	X	X	X
	Establishments with 5 to 9 employees	20	X	X	X
	Establishments with 10 to 19 employees	12	X	X	X
	Establishments with 20 to 49 employees	3	X	X	X
	Establishments with 50 to 99 employees	—	X	X	X
	Establishments with 100 to 249 employees	—	X	X	X
	Establishments with 250 to 499 employees	—	X	X	X
	Establishments with 500 to 999 employees	—	X	X	X
	Establishments with 1,000 employees or more	—	X	X	X

See footnotes at end of table.

Table 5. Establishments, Employees, and Payroll by Industry and Employment Size of Establishments by County: 2004—Con.

[Excludes most government employees, railroad employees, and self-employed persons. Size class 1 to 4 employees includes establishments having payroll, but no employees, during mid-March pay period. For meaning of abbreviations and symbols, see introductory text. For explanation of terms, see Appendix A. For statement on reliability, see the note at the end of the table and Appendix C]

NAICS code	Geography, kind of business, and employment size class	Establishments (number)	Paid employees for pay period including March 12 (number)	First-quarter payroll (\$1,000)	Annual payroll (\$1,000)
44-45	UNION—Con.				
	Retail trade—Con.				
448	Clothing and clothing accessories stores—Con.				
4482	Shoe stores—Con.				
44821	Shoe stores—Con.				
448210	Shoe stores				
	All establishments	59	447	1 600	7 173
	Establishments with 1 to 4 employees	24	X	X	X
	Establishments with 5 to 9 employees	20	X	X	X
	Establishments with 10 to 19 employees	12	X	X	X
	Establishments with 20 to 49 employees	3	X	X	X
	Establishments with 50 to 99 employees	—	X	X	X
	Establishments with 100 to 249 employees	—	X	X	X
	Establishments with 250 to 499 employees	—	X	X	X
	Establishments with 500 to 999 employees	—	X	X	X
	Establishments with 1,000 employees or more	—	X	X	X
4483	Jewelry, luggage, and leather goods stores				
	All establishments	84	267	1 620	6 928
	Establishments with 1 to 4 employees	64	X	X	X
	Establishments with 5 to 9 employees	16	X	X	X
	Establishments with 10 to 19 employees	4	X	X	X
	Establishments with 20 to 49 employees	—	X	X	X
	Establishments with 50 to 99 employees	—	X	X	X
	Establishments with 100 to 249 employees	—	X	X	X
	Establishments with 250 to 499 employees	—	X	X	X
	Establishments with 500 to 999 employees	—	X	X	X
	Establishments with 1,000 employees or more	—	X	X	X
44831	Jewelry stores				
	All establishments	81	253	1 538	6 596
	Establishments with 1 to 4 employees	62	X	X	X
	Establishments with 5 to 9 employees	15	X	X	X
	Establishments with 10 to 19 employees	4	X	X	X
	Establishments with 20 to 49 employees	—	X	X	X
	Establishments with 50 to 99 employees	—	X	X	X
	Establishments with 100 to 249 employees	—	X	X	X
	Establishments with 250 to 499 employees	—	X	X	X
	Establishments with 500 to 999 employees	—	X	X	X
	Establishments with 1,000 employees or more	—	X	X	X
448310	Jewelry stores				
	All establishments	81	253	1 538	6 596
	Establishments with 1 to 4 employees	62	X	X	X
	Establishments with 5 to 9 employees	15	X	X	X
	Establishments with 10 to 19 employees	4	X	X	X
	Establishments with 20 to 49 employees	—	X	X	X
	Establishments with 50 to 99 employees	—	X	X	X
	Establishments with 100 to 249 employees	—	X	X	X
	Establishments with 250 to 499 employees	—	X	X	X
	Establishments with 500 to 999 employees	—	X	X	X
	Establishments with 1,000 employees or more	—	X	X	X
451	Sporting goods, hobby, book, and music stores				
	All establishments	127	2 267	12 304	49 853
	Establishments with 1 to 4 employees	72	X	X	X
	Establishments with 5 to 9 employees	24	X	X	X
	Establishments with 10 to 19 employees	14	X	X	X
	Establishments with 20 to 49 employees	10	X	X	X
	Establishments with 50 to 99 employees	6	X	X	X
	Establishments with 100 to 249 employees	—	X	X	X
	Establishments with 250 to 499 employees	—	X	X	X
	Establishments with 500 to 999 employees	—	X	X	X
	Establishments with 1,000 employees or more	1	X	X	X
4511	Sporting goods, hobby, and musical instrument stores				
	All establishments	80	1 907	11 096	45 191
	Establishments with 1 to 4 employees	45	X	X	X
	Establishments with 5 to 9 employees	13	X	X	X
	Establishments with 10 to 19 employees	10	X	X	X
	Establishments with 20 to 49 employees	7	X	X	X
	Establishments with 50 to 99 employees	4	X	X	X
	Establishments with 100 to 249 employees	—	X	X	X
	Establishments with 250 to 499 employees	—	X	X	X
	Establishments with 500 to 999 employees	—	X	X	X
	Establishments with 1,000 employees or more	1	X	X	X
45111	Sporting goods stores				
	All establishments	36	1 413	8 555	33 745
	Establishments with 1 to 4 employees	23	X	X	X
	Establishments with 5 to 9 employees	5	X	X	X
	Establishments with 10 to 19 employees	4	X	X	X
	Establishments with 20 to 49 employees	2	X	X	X
	Establishments with 50 to 99 employees	1	X	X	X
	Establishments with 100 to 249 employees	—	X	X	X
	Establishments with 250 to 499 employees	—	X	X	X
	Establishments with 500 to 999 employees	—	X	X	X
	Establishments with 1,000 employees or more	1	X	X	X

See footnotes at end of table.

Table 5. Establishments, Employees, and Payroll by Industry and Employment Size of Establishments by County: 2004—Con.

[Excludes most government employees, railroad employees, and self-employed persons. Size class 1 to 4 employees includes establishments having payroll, but no employees, during mid-March pay period. For meaning of abbreviations and symbols, see introductory text. For explanation of terms, see Appendix A. For statement on reliability, see the note at the end of the table and Appendix C]

NAICS code	Geography, kind of business, and employment size class	Establishments (number)	Paid employees for pay period including March 12 (number)	First-quarter payroll (\$1,000)	Annual payroll (\$1,000)
44-45	UNION—Con.				
	Retail trade—Con.				
451	Sporting goods, hobby, book, and music stores—Con.				
4511	Sporting goods, hobby, and musical instrument stores—Con.				
45111	Sporting goods stores—Con.				
451110	Sporting goods stores				
	All establishments	36	1 413	8 555	33 745
	Establishments with 1 to 4 employees	23	X	X	X
	Establishments with 5 to 9 employees	5	X	X	X
	Establishments with 10 to 19 employees	4	X	X	X
	Establishments with 20 to 49 employees	2	X	X	X
	Establishments with 50 to 99 employees	1	X	X	X
	Establishments with 100 to 249 employees	—	X	X	X
	Establishments with 250 to 499 employees	—	X	X	X
	Establishments with 500 to 999 employees	—	X	X	X
	Establishments with 1,000 employees or more	1	X	X	X
45112	Hobby, toy, and game stores				
	All establishments	24	259	1 006	4 543
	Establishments with 1 to 4 employees	14	X	X	X
	Establishments with 5 to 9 employees	4	X	X	X
	Establishments with 10 to 19 employees	3	X	X	X
	Establishments with 20 to 49 employees	1	X	X	X
	Establishments with 50 to 99 employees	2	X	X	X
	Establishments with 100 to 249 employees	—	X	X	X
	Establishments with 250 to 499 employees	—	X	X	X
	Establishments with 500 to 999 employees	—	X	X	X
	Establishments with 1,000 employees or more	—	X	X	X
451120	Hobby, toy, and game stores				
	All establishments	24	259	1 006	4 543
	Establishments with 1 to 4 employees	14	X	X	X
	Establishments with 5 to 9 employees	4	X	X	X
	Establishments with 10 to 19 employees	3	X	X	X
	Establishments with 20 to 49 employees	1	X	X	X
	Establishments with 50 to 99 employees	2	X	X	X
	Establishments with 100 to 249 employees	—	X	X	X
	Establishments with 250 to 499 employees	—	X	X	X
	Establishments with 500 to 999 employees	—	X	X	X
	Establishments with 1,000 employees or more	—	X	X	X
45114	Musical instrument and supplies stores				
	All establishments	12	193	1 316	5 841
	Establishments with 1 to 4 employees	4	X	X	X
	Establishments with 5 to 9 employees	2	X	X	X
	Establishments with 10 to 19 employees	1	X	X	X
	Establishments with 20 to 49 employees	4	X	X	X
	Establishments with 50 to 99 employees	1	X	X	X
	Establishments with 100 to 249 employees	—	X	X	X
	Establishments with 250 to 499 employees	—	X	X	X
	Establishments with 500 to 999 employees	—	X	X	X
	Establishments with 1,000 employees or more	—	X	X	X
451140	Musical instrument and supplies stores				
	All establishments	12	193	1 316	5 841
	Establishments with 1 to 4 employees	4	X	X	X
	Establishments with 5 to 9 employees	2	X	X	X
	Establishments with 10 to 19 employees	1	X	X	X
	Establishments with 20 to 49 employees	4	X	X	X
	Establishments with 50 to 99 employees	1	X	X	X
	Establishments with 100 to 249 employees	—	X	X	X
	Establishments with 250 to 499 employees	—	X	X	X
	Establishments with 500 to 999 employees	—	X	X	X
	Establishments with 1,000 employees or more	—	X	X	X
4512	Book, periodical, and music stores				
	All establishments	47	360	1 208	4 662
	Establishments with 1 to 4 employees	27	X	X	X
	Establishments with 5 to 9 employees	11	X	X	X
	Establishments with 10 to 19 employees	4	X	X	X
	Establishments with 20 to 49 employees	3	X	X	X
	Establishments with 50 to 99 employees	2	X	X	X
	Establishments with 100 to 249 employees	—	X	X	X
	Establishments with 250 to 499 employees	—	X	X	X
	Establishments with 500 to 999 employees	—	X	X	X
	Establishments with 1,000 employees or more	—	X	X	X
45121	Book stores and news dealers				
	All establishments	26	244	864	3 185
	Establishments with 1 to 4 employees	15	X	X	X
	Establishments with 5 to 9 employees	5	X	X	X
	Establishments with 10 to 19 employees	3	X	X	X
	Establishments with 20 to 49 employees	1	X	X	X
	Establishments with 50 to 99 employees	2	X	X	X
	Establishments with 100 to 249 employees	—	X	X	X
	Establishments with 250 to 499 employees	—	X	X	X
	Establishments with 500 to 999 employees	—	X	X	X
	Establishments with 1,000 employees or more	—	X	X	X

See footnotes at end of table.

Table 5. Establishments, Employees, and Payroll by Industry and Employment Size of Establishments by County: 2004—Con.

[Excludes most government employees, railroad employees, and self-employed persons. Size class 1 to 4 employees includes establishments having payroll, but no employees, during mid-March pay period. For meaning of abbreviations and symbols, see introductory text. For explanation of terms, see Appendix A. For statement on reliability, see the note at the end of the table and Appendix C]

NAICS code	Geography, kind of business, and employment size class	Establishments (number)	Paid employees for pay period including March 12 (number)	First-quarter payroll (\$1,000)	Annual payroll (\$1,000)
44-45	UNION—Con.				
	Retail trade—Con.				
451	Sporting goods, hobby, book, and music stores—Con.				
4512	Book, periodical, and music stores—Con.				
45121	Book stores and news dealers—Con.				
451211	Book stores				
	All establishments	14	214	739	2 701
	Establishments with 1 to 4 employees	5	X	X	X
	Establishments with 5 to 9 employees	3	X	X	X
	Establishments with 10 to 19 employees	3	X	X	X
	Establishments with 20 to 49 employees	1	X	X	X
	Establishments with 50 to 99 employees	2	X	X	X
	Establishments with 100 to 249 employees	—	X	X	X
	Establishments with 250 to 499 employees	—	X	X	X
	Establishments with 500 to 999 employees	—	X	X	X
	Establishments with 1,000 employees or more	—	X	X	X
45122	Prerecorded tape, compact disc, and record stores				
	All establishments	21	116	344	1 477
	Establishments with 1 to 4 employees	12	X	X	X
	Establishments with 5 to 9 employees	6	X	X	X
	Establishments with 10 to 19 employees	1	X	X	X
	Establishments with 20 to 49 employees	2	X	X	X
	Establishments with 50 to 99 employees	—	X	X	X
	Establishments with 100 to 249 employees	—	X	X	X
	Establishments with 250 to 499 employees	—	X	X	X
	Establishments with 500 to 999 employees	—	X	X	X
	Establishments with 1,000 employees or more	—	X	X	X
451220	Prerecorded tape, compact disc, and record stores				
	All establishments	21	116	344	1 477
	Establishments with 1 to 4 employees	12	X	X	X
	Establishments with 5 to 9 employees	6	X	X	X
	Establishments with 10 to 19 employees	1	X	X	X
	Establishments with 20 to 49 employees	2	X	X	X
	Establishments with 50 to 99 employees	—	X	X	X
	Establishments with 100 to 249 employees	—	X	X	X
	Establishments with 250 to 499 employees	—	X	X	X
	Establishments with 500 to 999 employees	—	X	X	X
	Establishments with 1,000 employees or more	—	X	X	X
452	General merchandise stores				
	All establishments	51	2 639	10 319	44 714
	Establishments with 1 to 4 employees	22	X	X	X
	Establishments with 5 to 9 employees	9	X	X	X
	Establishments with 10 to 19 employees	4	X	X	X
	Establishments with 20 to 49 employees	5	X	X	X
	Establishments with 50 to 99 employees	1	X	X	X
	Establishments with 100 to 249 employees	5	X	X	X
	Establishments with 250 to 499 employees	5	X	X	X
	Establishments with 500 to 999 employees	—	X	X	X
	Establishments with 1,000 employees or more	—	X	X	X
4521	Department stores				
	All establishments	9	1 809	6 389	28 020
	Establishments with 1 to 4 employees	1	X	X	X
	Establishments with 5 to 9 employees	—	X	X	X
	Establishments with 10 to 19 employees	1	X	X	X
	Establishments with 20 to 49 employees	—	X	X	X
	Establishments with 50 to 99 employees	—	X	X	X
	Establishments with 100 to 249 employees	2	X	X	X
	Establishments with 250 to 499 employees	5	X	X	X
	Establishments with 500 to 999 employees	—	X	X	X
	Establishments with 1,000 employees or more	—	X	X	X
45211	Department stores				
	All establishments	9	1 809	6 389	28 020
	Establishments with 1 to 4 employees	1	X	X	X
	Establishments with 5 to 9 employees	—	X	X	X
	Establishments with 10 to 19 employees	1	X	X	X
	Establishments with 20 to 49 employees	—	X	X	X
	Establishments with 50 to 99 employees	—	X	X	X
	Establishments with 100 to 249 employees	2	X	X	X
	Establishments with 250 to 499 employees	5	X	X	X
	Establishments with 500 to 999 employees	—	X	X	X
	Establishments with 1,000 employees or more	—	X	X	X
452111	Department stores (except discount department stores)				
	All establishments	1	e	D	D
	Establishments with 1 to 4 employees	—	X	X	X
	Establishments with 5 to 9 employees	—	X	X	X
	Establishments with 10 to 19 employees	—	X	X	X
	Establishments with 20 to 49 employees	—	X	X	X
	Establishments with 50 to 99 employees	—	X	X	X
	Establishments with 100 to 249 employees	—	X	X	X
	Establishments with 250 to 499 employees	1	X	X	X
	Establishments with 500 to 999 employees	—	X	X	X
	Establishments with 1,000 employees or more	—	X	X	X

See footnotes at end of table.

Table 5. Establishments, Employees, and Payroll by Industry and Employment Size of Establishments by County: 2004—Con.

[Excludes most government employees, railroad employees, and self-employed persons. Size class 1 to 4 employees includes establishments having payroll, but no employees, during mid-March pay period. For meaning of abbreviations and symbols, see introductory text. For explanation of terms, see Appendix A. For statement on reliability, see the note at the end of the table and Appendix C]

NAICS code	Geography, kind of business, and employment size class	Establishments (number)	Paid employees for pay period including March 12 (number)	First-quarter payroll (\$1,000)	Annual payroll (\$1,000)
44-45	UNION—Con.				
	Retail trade—Con.				
452	General merchandise stores—Con.				
4521	Department stores—Con.				
45211	Department stores—Con.				
452112	Discount department stores				
	All establishments	8	g	D	D
	Establishments with 1 to 4 employees	1	X	X	X
	Establishments with 5 to 9 employees	—	X	X	X
	Establishments with 10 to 19 employees	1	X	X	X
	Establishments with 20 to 49 employees	—	X	X	X
	Establishments with 50 to 99 employees	—	X	X	X
	Establishments with 100 to 249 employees	2	X	X	X
	Establishments with 250 to 499 employees	4	X	X	X
	Establishments with 500 to 999 employees	—	X	X	X
	Establishments with 1,000 employees or more	—	X	X	X
4529	Other general merchandise stores				
	All establishments	42	830	3 930	16 694
	Establishments with 1 to 4 employees	21	X	X	X
	Establishments with 5 to 9 employees	9	X	X	X
	Establishments with 10 to 19 employees	3	X	X	X
	Establishments with 20 to 49 employees	5	X	X	X
	Establishments with 50 to 99 employees	1	X	X	X
	Establishments with 100 to 249 employees	3	X	X	X
	Establishments with 250 to 499 employees	—	X	X	X
	Establishments with 500 to 999 employees	—	X	X	X
	Establishments with 1,000 employees or more	—	X	X	X
45291	Warehouse clubs and supercenters				
	All establishments	2	e	D	D
	Establishments with 1 to 4 employees	—	X	X	X
	Establishments with 5 to 9 employees	—	X	X	X
	Establishments with 10 to 19 employees	—	X	X	X
	Establishments with 20 to 49 employees	—	X	X	X
	Establishments with 50 to 99 employees	—	X	X	X
	Establishments with 100 to 249 employees	2	X	X	X
	Establishments with 250 to 499 employees	—	X	X	X
	Establishments with 500 to 999 employees	—	X	X	X
	Establishments with 1,000 employees or more	—	X	X	X
452910	Warehouse clubs and supercenters				
	All establishments	2	e	D	D
	Establishments with 1 to 4 employees	—	X	X	X
	Establishments with 5 to 9 employees	—	X	X	X
	Establishments with 10 to 19 employees	—	X	X	X
	Establishments with 20 to 49 employees	—	X	X	X
	Establishments with 50 to 99 employees	—	X	X	X
	Establishments with 100 to 249 employees	2	X	X	X
	Establishments with 250 to 499 employees	—	X	X	X
	Establishments with 500 to 999 employees	—	X	X	X
	Establishments with 1,000 employees or more	—	X	X	X
45299	All other general merchandise stores				
	All establishments	40	f	D	D
	Establishments with 1 to 4 employees	21	X	X	X
	Establishments with 5 to 9 employees	9	X	X	X
	Establishments with 10 to 19 employees	3	X	X	X
	Establishments with 20 to 49 employees	5	X	X	X
	Establishments with 50 to 99 employees	1	X	X	X
	Establishments with 100 to 249 employees	1	X	X	X
	Establishments with 250 to 499 employees	—	X	X	X
	Establishments with 500 to 999 employees	—	X	X	X
	Establishments with 1,000 employees or more	—	X	X	X
452990	All other general merchandise stores				
	All establishments	40	f	D	D
	Establishments with 1 to 4 employees	21	X	X	X
	Establishments with 5 to 9 employees	9	X	X	X
	Establishments with 10 to 19 employees	3	X	X	X
	Establishments with 20 to 49 employees	5	X	X	X
	Establishments with 50 to 99 employees	1	X	X	X
	Establishments with 100 to 249 employees	1	X	X	X
	Establishments with 250 to 499 employees	—	X	X	X
	Establishments with 500 to 999 employees	—	X	X	X
	Establishments with 1,000 employees or more	—	X	X	X
453	Miscellaneous store retailers				
	All establishments	179	1 043	4 274	18 489
	Establishments with 1 to 4 employees	117	X	X	X
	Establishments with 5 to 9 employees	39	X	X	X
	Establishments with 10 to 19 employees	14	X	X	X
	Establishments with 20 to 49 employees	7	X	X	X
	Establishments with 50 to 99 employees	2	X	X	X
	Establishments with 100 to 249 employees	—	X	X	X
	Establishments with 250 to 499 employees	—	X	X	X
	Establishments with 500 to 999 employees	—	X	X	X
	Establishments with 1,000 employees or more	—	X	X	X

See footnotes at end of table.

Table 5. Establishments, Employees, and Payroll by Industry and Employment Size of Establishments by County: 2004—Con.

[Excludes most government employees, railroad employees, and self-employed persons. Size class 1 to 4 employees includes establishments having payroll, but no employees, during mid-March pay period. For meaning of abbreviations and symbols, see introductory text. For explanation of terms, see Appendix A. For statement on reliability, see the note at the end of the table and Appendix C]

NAICS code	Geography, kind of business, and employment size class	Establishments (number)	Paid employees for pay period including March 12 (number)	First-quarter payroll (\$1,000)	Annual payroll (\$1,000)
	UNION—Con.				
44-45	Retail trade—Con.				
453	Miscellaneous store retailers—Con.				
4531	Florists				
	All establishments	44	220	888	3 658
	Establishments with 1 to 4 employees	32	X	X	X
	Establishments with 5 to 9 employees	8	X	X	X
	Establishments with 10 to 19 employees	2	X	X	X
	Establishments with 20 to 49 employees	2	X	X	X
	Establishments with 50 to 99 employees	—	X	X	X
	Establishments with 100 to 249 employees	—	X	X	X
	Establishments with 250 to 499 employees	—	X	X	X
	Establishments with 500 to 999 employees	—	X	X	X
	Establishments with 1,000 employees or more	—	X	X	X
45311	Florists				
	All establishments	44	220	888	3 658
	Establishments with 1 to 4 employees	32	X	X	X
	Establishments with 5 to 9 employees	8	X	X	X
	Establishments with 10 to 19 employees	2	X	X	X
	Establishments with 20 to 49 employees	2	X	X	X
	Establishments with 50 to 99 employees	—	X	X	X
	Establishments with 100 to 249 employees	—	X	X	X
	Establishments with 250 to 499 employees	—	X	X	X
	Establishments with 500 to 999 employees	—	X	X	X
	Establishments with 1,000 employees or more	—	X	X	X
453110	Florists				
	All establishments	44	220	888	3 658
	Establishments with 1 to 4 employees	32	X	X	X
	Establishments with 5 to 9 employees	8	X	X	X
	Establishments with 10 to 19 employees	2	X	X	X
	Establishments with 20 to 49 employees	2	X	X	X
	Establishments with 50 to 99 employees	—	X	X	X
	Establishments with 100 to 249 employees	—	X	X	X
	Establishments with 250 to 499 employees	—	X	X	X
	Establishments with 500 to 999 employees	—	X	X	X
	Establishments with 1,000 employees or more	—	X	X	X
4532	Office supplies, stationery, and gift stores				
	All establishments	78	521	2 292	9 894
	Establishments with 1 to 4 employees	45	X	X	X
	Establishments with 5 to 9 employees	20	X	X	X
	Establishments with 10 to 19 employees	8	X	X	X
	Establishments with 20 to 49 employees	4	X	X	X
	Establishments with 50 to 99 employees	1	X	X	X
	Establishments with 100 to 249 employees	—	X	X	X
	Establishments with 250 to 499 employees	—	X	X	X
	Establishments with 500 to 999 employees	—	X	X	X
	Establishments with 1,000 employees or more	—	X	X	X
45321	Office supplies and stationery stores				
	All establishments	18	215	1 356	5 773
	Establishments with 1 to 4 employees	10	X	X	X
	Establishments with 5 to 9 employees	3	X	X	X
	Establishments with 10 to 19 employees	2	X	X	X
	Establishments with 20 to 49 employees	2	X	X	X
	Establishments with 50 to 99 employees	1	X	X	X
	Establishments with 100 to 249 employees	—	X	X	X
	Establishments with 250 to 499 employees	—	X	X	X
	Establishments with 500 to 999 employees	—	X	X	X
	Establishments with 1,000 employees or more	—	X	X	X
453210	Office supplies and stationery stores				
	All establishments	18	215	1 356	5 773
	Establishments with 1 to 4 employees	10	X	X	X
	Establishments with 5 to 9 employees	3	X	X	X
	Establishments with 10 to 19 employees	2	X	X	X
	Establishments with 20 to 49 employees	2	X	X	X
	Establishments with 50 to 99 employees	1	X	X	X
	Establishments with 100 to 249 employees	—	X	X	X
	Establishments with 250 to 499 employees	—	X	X	X
	Establishments with 500 to 999 employees	—	X	X	X
	Establishments with 1,000 employees or more	—	X	X	X
45322	Gift, novelty, and souvenir stores				
	All establishments	60	306	936	4 121
	Establishments with 1 to 4 employees	35	X	X	X
	Establishments with 5 to 9 employees	17	X	X	X
	Establishments with 10 to 19 employees	6	X	X	X
	Establishments with 20 to 49 employees	2	X	X	X
	Establishments with 50 to 99 employees	—	X	X	X
	Establishments with 100 to 249 employees	—	X	X	X
	Establishments with 250 to 499 employees	—	X	X	X
	Establishments with 500 to 999 employees	—	X	X	X
	Establishments with 1,000 employees or more	—	X	X	X

See footnotes at end of table.

Table 5. Establishments, Employees, and Payroll by Industry and Employment Size of Establishments by County: 2004—Con.

[Excludes most government employees, railroad employees, and self-employed persons. Size class 1 to 4 employees includes establishments having payroll, but no employees, during mid-March pay period. For meaning of abbreviations and symbols, see introductory text. For explanation of terms, see Appendix A. For statement on reliability, see the note at the end of the table and Appendix C]

NAICS code	Geography, kind of business, and employment size class	Establishments (number)	Paid employees for pay period including March 12 (number)	First-quarter payroll (\$1,000)	Annual payroll (\$1,000)
	UNION—Con.				
44-45	Retail trade—Con.				
453	Miscellaneous store retailers—Con.				
4532	Office supplies, stationery, and gift stores—Con.				
45322	Gift, novelty, and souvenir stores—Con.				
453220	Gift, novelty, and souvenir stores				
	All establishments	60	306	936	4 121
	Establishments with 1 to 4 employees	35	X	X	X
	Establishments with 5 to 9 employees	17	X	X	X
	Establishments with 10 to 19 employees	6	X	X	X
	Establishments with 20 to 49 employees	2	X	X	X
	Establishments with 50 to 99 employees	—	X	X	X
	Establishments with 100 to 249 employees	—	X	X	X
	Establishments with 250 to 499 employees	—	X	X	X
	Establishments with 500 to 999 employees	—	X	X	X
	Establishments with 1,000 employees or more	—	X	X	X
4539	Other miscellaneous store retailers				
	All establishments	39	215	847	3 866
	Establishments with 1 to 4 employees	30	X	X	X
	Establishments with 5 to 9 employees	6	X	X	X
	Establishments with 10 to 19 employees	1	X	X	X
	Establishments with 20 to 49 employees	1	X	X	X
	Establishments with 50 to 99 employees	1	X	X	X
	Establishments with 100 to 249 employees	—	X	X	X
	Establishments with 250 to 499 employees	—	X	X	X
	Establishments with 500 to 999 employees	—	X	X	X
	Establishments with 1,000 employees or more	—	X	X	X
45399	All other miscellaneous store retailers				
	All establishments	28	141	565	2 599
	Establishments with 1 to 4 employees	21	X	X	X
	Establishments with 5 to 9 employees	5	X	X	X
	Establishments with 10 to 19 employees	1	X	X	X
	Establishments with 20 to 49 employees	—	X	X	X
	Establishments with 50 to 99 employees	1	X	X	X
	Establishments with 100 to 249 employees	—	X	X	X
	Establishments with 250 to 499 employees	—	X	X	X
	Establishments with 500 to 999 employees	—	X	X	X
	Establishments with 1,000 employees or more	—	X	X	X
453998	All other miscellaneous store retailers (except tobacco stores)				
	All establishments	24	132	538	2 487
	Establishments with 1 to 4 employees	17	X	X	X
	Establishments with 5 to 9 employees	5	X	X	X
	Establishments with 10 to 19 employees	1	X	X	X
	Establishments with 20 to 49 employees	—	X	X	X
	Establishments with 50 to 99 employees	1	X	X	X
	Establishments with 100 to 249 employees	—	X	X	X
	Establishments with 250 to 499 employees	—	X	X	X
	Establishments with 500 to 999 employees	—	X	X	X
	Establishments with 1,000 employees or more	—	X	X	X
454	Nonstore retailers				
	All establishments	90	711	6 300	23 403
	Establishments with 1 to 4 employees	62	X	X	X
	Establishments with 5 to 9 employees	15	X	X	X
	Establishments with 10 to 19 employees	4	X	X	X
	Establishments with 20 to 49 employees	6	X	X	X
	Establishments with 50 to 99 employees	2	X	X	X
	Establishments with 100 to 249 employees	1	X	X	X
	Establishments with 250 to 499 employees	—	X	X	X
	Establishments with 500 to 999 employees	—	X	X	X
	Establishments with 1,000 employees or more	—	X	X	X
4543	Direct selling establishments				
	All establishments	58	568	5 267	17 655
	Establishments with 1 to 4 employees	37	X	X	X
	Establishments with 5 to 9 employees	11	X	X	X
	Establishments with 10 to 19 employees	4	X	X	X
	Establishments with 20 to 49 employees	3	X	X	X
	Establishments with 50 to 99 employees	2	X	X	X
	Establishments with 100 to 249 employees	1	X	X	X
	Establishments with 250 to 499 employees	—	X	X	X
	Establishments with 500 to 999 employees	—	X	X	X
	Establishments with 1,000 employees or more	—	X	X	X
45431	Fuel dealers				
	All establishments	23	244	2 866	7 265
	Establishments with 1 to 4 employees	14	X	X	X
	Establishments with 5 to 9 employees	6	X	X	X
	Establishments with 10 to 19 employees	2	X	X	X
	Establishments with 20 to 49 employees	—	X	X	X
	Establishments with 50 to 99 employees	—	X	X	X
	Establishments with 100 to 249 employees	1	X	X	X
	Establishments with 250 to 499 employees	—	X	X	X
	Establishments with 500 to 999 employees	—	X	X	X
	Establishments with 1,000 employees or more	—	X	X	X

See footnotes at end of table.

Table 5. Establishments, Employees, and Payroll by Industry and Employment Size of Establishments by County: 2004—Con.

[Excludes most government employees, railroad employees, and self-employed persons. Size class 1 to 4 employees includes establishments having payroll, but no employees, during mid-March pay period. For meaning of abbreviations and symbols, see introductory text. For explanation of terms, see Appendix A. For statement on reliability, see the note at the end of the table and Appendix C]

NAICS code	Geography, kind of business, and employment size class	Establishments (number)	Paid employees for pay period including March 12 (number)	First-quarter payroll (\$1,000)	Annual payroll (\$1,000)
	UNION—Con.				
44-45	Retail trade—Con.				
454	Nonstore retailers—Con.				
4543	Direct selling establishments—Con.				
45431	Fuel dealers—Con.				
454311	Heating oil dealers				
	All establishments	21	c	D	D
	Establishments with 1 to 4 employees	12	X	X	X
	Establishments with 5 to 9 employees	6	X	X	X
	Establishments with 10 to 19 employees	2	X	X	X
	Establishments with 20 to 49 employees	—	X	X	X
	Establishments with 50 to 99 employees	—	X	X	X
	Establishments with 100 to 249 employees	1	X	X	X
	Establishments with 250 to 499 employees	—	X	X	X
	Establishments with 500 to 999 employees	—	X	X	X
	Establishments with 1,000 employees or more	—	X	X	X
45439	Other direct selling establishments				
	All establishments	35	324	2 401	10 390
	Establishments with 1 to 4 employees	23	X	X	X
	Establishments with 5 to 9 employees	5	X	X	X
	Establishments with 10 to 19 employees	2	X	X	X
	Establishments with 20 to 49 employees	3	X	X	X
	Establishments with 50 to 99 employees	2	X	X	X
	Establishments with 100 to 249 employees	—	X	X	X
	Establishments with 250 to 499 employees	—	X	X	X
	Establishments with 500 to 999 employees	—	X	X	X
	Establishments with 1,000 employees or more	—	X	X	X
454390	Other direct selling establishments				
	All establishments	35	324	2 401	10 390
	Establishments with 1 to 4 employees	23	X	X	X
	Establishments with 5 to 9 employees	5	X	X	X
	Establishments with 10 to 19 employees	2	X	X	X
	Establishments with 20 to 49 employees	3	X	X	X
	Establishments with 50 to 99 employees	2	X	X	X
	Establishments with 100 to 249 employees	—	X	X	X
	Establishments with 250 to 499 employees	—	X	X	X
	Establishments with 500 to 999 employees	—	X	X	X
	Establishments with 1,000 employees or more	—	X	X	X
48-49	Transportation and warehousing				
	All establishments	639	14 179	144 988	660 331
	Establishments with 1 to 4 employees	332	X	X	X
	Establishments with 5 to 9 employees	103	X	X	X
	Establishments with 10 to 19 employees	99	X	X	X
	Establishments with 20 to 49 employees	66	X	X	X
	Establishments with 50 to 99 employees	17	X	X	X
	Establishments with 100 to 249 employees	15	X	X	X
	Establishments with 250 to 499 employees	4	X	X	X
	Establishments with 500 to 999 employees	1	X	X	X
	Establishments with 1,000 employees or more	2	X	X	X
483	Water transportation				
	All establishments	13	361	4 101	18 331
	Establishments with 1 to 4 employees	7	X	X	X
	Establishments with 5 to 9 employees	2	X	X	X
	Establishments with 10 to 19 employees	2	X	X	X
	Establishments with 20 to 49 employees	1	X	X	X
	Establishments with 50 to 99 employees	—	X	X	X
	Establishments with 100 to 249 employees	—	X	X	X
	Establishments with 250 to 499 employees	1	X	X	X
	Establishments with 500 to 999 employees	—	X	X	X
	Establishments with 1,000 employees or more	—	X	X	X
4831	Deep sea, coastal, and Great Lakes water transportation				
	All establishments	11	e	D	D
	Establishments with 1 to 4 employees	5	X	X	X
	Establishments with 5 to 9 employees	2	X	X	X
	Establishments with 10 to 19 employees	2	X	X	X
	Establishments with 20 to 49 employees	1	X	X	X
	Establishments with 50 to 99 employees	—	X	X	X
	Establishments with 100 to 249 employees	—	X	X	X
	Establishments with 250 to 499 employees	1	X	X	X
	Establishments with 500 to 999 employees	—	X	X	X
	Establishments with 1,000 employees or more	—	X	X	X
48311	Deep sea, coastal, and Great Lakes water transportation				
	All establishments	11	e	D	D
	Establishments with 1 to 4 employees	5	X	X	X
	Establishments with 5 to 9 employees	2	X	X	X
	Establishments with 10 to 19 employees	2	X	X	X
	Establishments with 20 to 49 employees	1	X	X	X
	Establishments with 50 to 99 employees	—	X	X	X
	Establishments with 100 to 249 employees	—	X	X	X
	Establishments with 250 to 499 employees	1	X	X	X
	Establishments with 500 to 999 employees	—	X	X	X
	Establishments with 1,000 employees or more	—	X	X	X

See footnotes at end of table.

Table 5. Establishments, Employees, and Payroll by Industry and Employment Size of Establishments by County: 2004—Con.

[Excludes most government employees, railroad employees, and self-employed persons. Size class 1 to 4 employees includes establishments having payroll, but no employees, during mid-March pay period. For meaning of abbreviations and symbols, see introductory text. For explanation of terms, see Appendix A. For statement on reliability, see the note at the end of the table and Appendix C]

NAICS code	Geography, kind of business, and employment size class	Establishments (number)	Paid employees for pay period including March 12 (number)	First-quarter payroll (\$1,000)	Annual payroll (\$1,000)
	UNION—Con.				
48-49	Transportation and warehousing—Con.				
483	Water transportation—Con.				
4831	Deep sea, coastal, and Great Lakes water transportation—Con.				
48311	Deep sea, coastal, and Great Lakes water transportation—Con.				
483113	Coastal and Great Lakes freight transportation				
	All establishments	2	e	D	D
	Establishments with 1 to 4 employees	—	X	X	X
	Establishments with 5 to 9 employees	—	X	X	X
	Establishments with 10 to 19 employees	1	X	X	X
	Establishments with 20 to 49 employees	—	X	X	X
	Establishments with 50 to 99 employees	—	X	X	X
	Establishments with 100 to 249 employees	—	X	X	X
	Establishments with 250 to 499 employees	1	X	X	X
	Establishments with 500 to 999 employees	—	X	X	X
	Establishments with 1,000 employees or more	—	X	X	X
484	Truck transportation				
	All establishments	279	5 350	48 822	224 368
	Establishments with 1 to 4 employees	178	X	X	X
	Establishments with 5 to 9 employees	40	X	X	X
	Establishments with 10 to 19 employees	33	X	X	X
	Establishments with 20 to 49 employees	19	X	X	X
	Establishments with 50 to 99 employees	4	X	X	X
	Establishments with 100 to 249 employees	4	X	X	X
	Establishments with 250 to 499 employees	—	X	X	X
	Establishments with 500 to 999 employees	—	X	X	X
	Establishments with 1,000 employees or more	1	X	X	X
4841	General freight trucking				
	All establishments	180	4 422	42 066	193 394
	Establishments with 1 to 4 employees	113	X	X	X
	Establishments with 5 to 9 employees	31	X	X	X
	Establishments with 10 to 19 employees	22	X	X	X
	Establishments with 20 to 49 employees	7	X	X	X
	Establishments with 50 to 99 employees	3	X	X	X
	Establishments with 100 to 249 employees	3	X	X	X
	Establishments with 250 to 499 employees	—	X	X	X
	Establishments with 500 to 999 employees	—	X	X	X
	Establishments with 1,000 employees or more	1	X	X	X
48411	General freight trucking, local				
	All establishments	124	632	5 689	24 497
	Establishments with 1 to 4 employees	86	X	X	X
	Establishments with 5 to 9 employees	21	X	X	X
	Establishments with 10 to 19 employees	12	X	X	X
	Establishments with 20 to 49 employees	4	X	X	X
	Establishments with 50 to 99 employees	1	X	X	X
	Establishments with 100 to 249 employees	—	X	X	X
	Establishments with 250 to 499 employees	—	X	X	X
	Establishments with 500 to 999 employees	—	X	X	X
	Establishments with 1,000 employees or more	—	X	X	X
484110	General freight trucking, local				
	All establishments	124	632	5 689	24 497
	Establishments with 1 to 4 employees	86	X	X	X
	Establishments with 5 to 9 employees	21	X	X	X
	Establishments with 10 to 19 employees	12	X	X	X
	Establishments with 20 to 49 employees	4	X	X	X
	Establishments with 50 to 99 employees	1	X	X	X
	Establishments with 100 to 249 employees	—	X	X	X
	Establishments with 250 to 499 employees	—	X	X	X
	Establishments with 500 to 999 employees	—	X	X	X
	Establishments with 1,000 employees or more	—	X	X	X
48412	General freight trucking, long-distance				
	All establishments	56	3 790	36 377	168 897
	Establishments with 1 to 4 employees	27	X	X	X
	Establishments with 5 to 9 employees	10	X	X	X
	Establishments with 10 to 19 employees	10	X	X	X
	Establishments with 20 to 49 employees	3	X	X	X
	Establishments with 50 to 99 employees	2	X	X	X
	Establishments with 100 to 249 employees	3	X	X	X
	Establishments with 250 to 499 employees	—	X	X	X
	Establishments with 500 to 999 employees	—	X	X	X
	Establishments with 1,000 employees or more	1	X	X	X
484121	General freight trucking, long-distance, truckload (tl)				
	All establishments	44	685	5 411	23 291
	Establishments with 1 to 4 employees	22	X	X	X
	Establishments with 5 to 9 employees	7	X	X	X
	Establishments with 10 to 19 employees	9	X	X	X
	Establishments with 20 to 49 employees	3	X	X	X
	Establishments with 50 to 99 employees	2	X	X	X
	Establishments with 100 to 249 employees	1	X	X	X
	Establishments with 250 to 499 employees	—	X	X	X
	Establishments with 500 to 999 employees	—	X	X	X
	Establishments with 1,000 employees or more	—	X	X	X

See footnotes at end of table.

Table 5. Establishments, Employees, and Payroll by Industry and Employment Size of Establishments by County: 2004—Con.

[Excludes most government employees, railroad employees, and self-employed persons. Size class 1 to 4 employees includes establishments having payroll, but no employees, during mid-March pay period. For meaning of abbreviations and symbols, see introductory text. For explanation of terms, see Appendix A. For statement on reliability, see the note at the end of the table and Appendix C]

NAICS code	Geography, kind of business, and employment size class	Establishments (number)	Paid employees for pay period including March 12 (number)	First-quarter payroll (\$1,000)	Annual payroll (\$1,000)
UNION—Con.					
48-49	Transportation and warehousing—Con.				
484	Truck transportation—Con.				
4841	General freight trucking—Con.				
48412	General freight trucking, long-distance—Con.				
484122	General freight trucking, long-distance, less than truckload (ltl)				
	All establishments	12	3 105	30 966	145 606
	Establishments with 1 to 4 employees	5	X	X	X
	Establishments with 5 to 9 employees	3	X	X	X
	Establishments with 10 to 19 employees	1	X	X	X
	Establishments with 20 to 49 employees	—	X	X	X
	Establishments with 50 to 99 employees	—	X	X	X
	Establishments with 100 to 249 employees	2	X	X	X
	Establishments with 250 to 499 employees	—	X	X	X
	Establishments with 500 to 999 employees	—	X	X	X
	Establishments with 1,000 employees or more	1	X	X	X
4842	Specialized freight trucking				
	All establishments	99	928	6 756	30 974
	Establishments with 1 to 4 employees	65	X	X	X
	Establishments with 5 to 9 employees	9	X	X	X
	Establishments with 10 to 19 employees	11	X	X	X
	Establishments with 20 to 49 employees	12	X	X	X
	Establishments with 50 to 99 employees	1	X	X	X
	Establishments with 100 to 249 employees	1	X	X	X
	Establishments with 250 to 499 employees	—	X	X	X
	Establishments with 500 to 999 employees	—	X	X	X
	Establishments with 1,000 employees or more	—	X	X	X
48421	Used household and office goods moving				
	All establishments	26	255	1 478	7 324
	Establishments with 1 to 4 employees	15	X	X	X
	Establishments with 5 to 9 employees	3	X	X	X
	Establishments with 10 to 19 employees	4	X	X	X
	Establishments with 20 to 49 employees	4	X	X	X
	Establishments with 50 to 99 employees	—	X	X	X
	Establishments with 100 to 249 employees	—	X	X	X
	Establishments with 250 to 499 employees	—	X	X	X
	Establishments with 500 to 999 employees	—	X	X	X
	Establishments with 1,000 employees or more	—	X	X	X
484210	Used household and office goods moving				
	All establishments	26	255	1 478	7 324
	Establishments with 1 to 4 employees	15	X	X	X
	Establishments with 5 to 9 employees	3	X	X	X
	Establishments with 10 to 19 employees	4	X	X	X
	Establishments with 20 to 49 employees	4	X	X	X
	Establishments with 50 to 99 employees	—	X	X	X
	Establishments with 100 to 249 employees	—	X	X	X
	Establishments with 250 to 499 employees	—	X	X	X
	Establishments with 500 to 999 employees	—	X	X	X
	Establishments with 1,000 employees or more	—	X	X	X
48422	Specialized freight (except used goods) trucking, local				
	All establishments	48	257	1 372	6 852
	Establishments with 1 to 4 employees	38	X	X	X
	Establishments with 5 to 9 employees	2	X	X	X
	Establishments with 10 to 19 employees	4	X	X	X
	Establishments with 20 to 49 employees	4	X	X	X
	Establishments with 50 to 99 employees	—	X	X	X
	Establishments with 100 to 249 employees	—	X	X	X
	Establishments with 250 to 499 employees	—	X	X	X
	Establishments with 500 to 999 employees	—	X	X	X
	Establishments with 1,000 employees or more	—	X	X	X
484220	Specialized freight (except used goods) trucking, local				
	All establishments	48	257	1 372	6 852
	Establishments with 1 to 4 employees	38	X	X	X
	Establishments with 5 to 9 employees	2	X	X	X
	Establishments with 10 to 19 employees	4	X	X	X
	Establishments with 20 to 49 employees	4	X	X	X
	Establishments with 50 to 99 employees	—	X	X	X
	Establishments with 100 to 249 employees	—	X	X	X
	Establishments with 250 to 499 employees	—	X	X	X
	Establishments with 500 to 999 employees	—	X	X	X
	Establishments with 1,000 employees or more	—	X	X	X
48423	Specialized freight (except used goods) trucking, long-distance				
	All establishments	25	416	3 906	16 798
	Establishments with 1 to 4 employees	12	X	X	X
	Establishments with 5 to 9 employees	4	X	X	X
	Establishments with 10 to 19 employees	3	X	X	X
	Establishments with 20 to 49 employees	4	X	X	X
	Establishments with 50 to 99 employees	1	X	X	X
	Establishments with 100 to 249 employees	1	X	X	X
	Establishments with 250 to 499 employees	—	X	X	X
	Establishments with 500 to 999 employees	—	X	X	X
	Establishments with 1,000 employees or more	—	X	X	X

See footnotes at end of table.

Table 5. Establishments, Employees, and Payroll by Industry and Employment Size of Establishments by County: 2004—Con.

[Excludes most government employees, railroad employees, and self-employed persons. Size class 1 to 4 employees includes establishments having payroll, but no employees, during mid-March pay period. For meaning of abbreviations and symbols, see introductory text. For explanation of terms, see Appendix A. For statement on reliability, see the note at the end of the table and Appendix C]

NAICS code	Geography, kind of business, and employment size class	Establishments (number)	Paid employees for pay period including March 12 (number)	First-quarter payroll (\$1,000)	Annual payroll (\$1,000)
48-49	UNION—Con.				
48-49	Transportation and warehousing—Con.				
484	Truck transportation—Con.				
4842	Specialized freight trucking—Con.				
48423	Specialized freight (except used goods) trucking, long-distance—Con.				
484230	Specialized freight (except used goods) trucking, long-distance				
	All establishments	25	416	3 906	16 798
	Establishments with 1 to 4 employees	12	X	X	X
	Establishments with 5 to 9 employees	4	X	X	X
	Establishments with 10 to 19 employees	3	X	X	X
	Establishments with 20 to 49 employees	4	X	X	X
	Establishments with 50 to 99 employees	1	X	X	X
	Establishments with 100 to 249 employees	1	X	X	X
	Establishments with 250 to 499 employees	—	X	X	X
	Establishments with 500 to 999 employees	—	X	X	X
	Establishments with 1,000 employees or more	—	X	X	X
485	Transit and ground passenger transportation				
	All establishments	79	2 052	11 632	52 187
	Establishments with 1 to 4 employees	39	X	X	X
	Establishments with 5 to 9 employees	8	X	X	X
	Establishments with 10 to 19 employees	9	X	X	X
	Establishments with 20 to 49 employees	14	X	X	X
	Establishments with 50 to 99 employees	2	X	X	X
	Establishments with 100 to 249 employees	5	X	X	X
	Establishments with 250 to 499 employees	2	X	X	X
	Establishments with 500 to 999 employees	—	X	X	X
	Establishments with 1,000 employees or more	—	X	X	X
4851	Urban transit systems				
	All establishments	4	e	D	D
	Establishments with 1 to 4 employees	—	X	X	X
	Establishments with 5 to 9 employees	—	X	X	X
	Establishments with 10 to 19 employees	—	X	X	X
	Establishments with 20 to 49 employees	1	X	X	X
	Establishments with 50 to 99 employees	1	X	X	X
	Establishments with 100 to 249 employees	2	X	X	X
	Establishments with 250 to 499 employees	—	X	X	X
	Establishments with 500 to 999 employees	—	X	X	X
	Establishments with 1,000 employees or more	—	X	X	X
48511	Urban transit systems				
	All establishments	4	e	D	D
	Establishments with 1 to 4 employees	—	X	X	X
	Establishments with 5 to 9 employees	—	X	X	X
	Establishments with 10 to 19 employees	—	X	X	X
	Establishments with 20 to 49 employees	1	X	X	X
	Establishments with 50 to 99 employees	1	X	X	X
	Establishments with 100 to 249 employees	2	X	X	X
	Establishments with 250 to 499 employees	—	X	X	X
	Establishments with 500 to 999 employees	—	X	X	X
	Establishments with 1,000 employees or more	—	X	X	X
485113	Bus and motor vehicle transit systems				
	All establishments	4	e	D	D
	Establishments with 1 to 4 employees	—	X	X	X
	Establishments with 5 to 9 employees	—	X	X	X
	Establishments with 10 to 19 employees	—	X	X	X
	Establishments with 20 to 49 employees	1	X	X	X
	Establishments with 50 to 99 employees	1	X	X	X
	Establishments with 100 to 249 employees	2	X	X	X
	Establishments with 250 to 499 employees	—	X	X	X
	Establishments with 500 to 999 employees	—	X	X	X
	Establishments with 1,000 employees or more	—	X	X	X
4853	Taxi and limousine service				
	All establishments	43	f	D	D
	Establishments with 1 to 4 employees	26	X	X	X
	Establishments with 5 to 9 employees	6	X	X	X
	Establishments with 10 to 19 employees	5	X	X	X
	Establishments with 20 to 49 employees	5	X	X	X
	Establishments with 50 to 99 employees	—	X	X	X
	Establishments with 100 to 249 employees	—	X	X	X
	Establishments with 250 to 499 employees	1	X	X	X
	Establishments with 500 to 999 employees	—	X	X	X
	Establishments with 1,000 employees or more	—	X	X	X
48532	Limousine service				
	All establishments	30	555	3 610	16 411
	Establishments with 1 to 4 employees	15	X	X	X
	Establishments with 5 to 9 employees	6	X	X	X
	Establishments with 10 to 19 employees	3	X	X	X
	Establishments with 20 to 49 employees	5	X	X	X
	Establishments with 50 to 99 employees	—	X	X	X
	Establishments with 100 to 249 employees	—	X	X	X
	Establishments with 250 to 499 employees	1	X	X	X
	Establishments with 500 to 999 employees	—	X	X	X
	Establishments with 1,000 employees or more	—	X	X	X

See footnotes at end of table.

Table 5. Establishments, Employees, and Payroll by Industry and Employment Size of Establishments by County: 2004—Con.

[Excludes most government employees, railroad employees, and self-employed persons. Size class 1 to 4 employees includes establishments having payroll, but no employees, during mid-March pay period. For meaning of abbreviations and symbols, see introductory text. For explanation of terms, see Appendix A. For statement on reliability, see the note at the end of the table and Appendix C]

NAICS code	Geography, kind of business, and employment size class	Establishments (number)	Paid employees for pay period including March 12 (number)	First-quarter payroll (\$1,000)	Annual payroll (\$1,000)
UNION—Con.					
48-49	Transportation and warehousing—Con.				
485	Transit and ground passenger transportation—Con.				
4853	Taxi and limousine service—Con.				
48532	Limousine service—Con.				
485320	Limousine service				
	All establishments	30	555	3 610	16 411
	Establishments with 1 to 4 employees	15	X	X	X
	Establishments with 5 to 9 employees	6	X	X	X
	Establishments with 10 to 19 employees	3	X	X	X
	Establishments with 20 to 49 employees	5	X	X	X
	Establishments with 50 to 99 employees	—	X	X	X
	Establishments with 100 to 249 employees	—	X	X	X
	Establishments with 250 to 499 employees	1	X	X	X
	Establishments with 500 to 999 employees	—	X	X	X
	Establishments with 1,000 employees or more	—	X	X	X
4854	School and employee bus transportation				
	All establishments	17	743	2 859	11 924
	Establishments with 1 to 4 employees	6	X	X	X
	Establishments with 5 to 9 employees	—	X	X	X
	Establishments with 10 to 19 employees	2	X	X	X
	Establishments with 20 to 49 employees	5	X	X	X
	Establishments with 50 to 99 employees	1	X	X	X
	Establishments with 100 to 249 employees	2	X	X	X
	Establishments with 250 to 499 employees	1	X	X	X
	Establishments with 500 to 999 employees	—	X	X	X
	Establishments with 1,000 employees or more	—	X	X	X
48541	School and employee bus transportation				
	All establishments	17	743	2 859	11 924
	Establishments with 1 to 4 employees	6	X	X	X
	Establishments with 5 to 9 employees	—	X	X	X
	Establishments with 10 to 19 employees	2	X	X	X
	Establishments with 20 to 49 employees	5	X	X	X
	Establishments with 50 to 99 employees	1	X	X	X
	Establishments with 100 to 249 employees	2	X	X	X
	Establishments with 250 to 499 employees	1	X	X	X
	Establishments with 500 to 999 employees	—	X	X	X
	Establishments with 1,000 employees or more	—	X	X	X
485410	School and employee bus transportation				
	All establishments	17	743	2 859	11 924
	Establishments with 1 to 4 employees	6	X	X	X
	Establishments with 5 to 9 employees	—	X	X	X
	Establishments with 10 to 19 employees	2	X	X	X
	Establishments with 20 to 49 employees	5	X	X	X
	Establishments with 50 to 99 employees	1	X	X	X
	Establishments with 100 to 249 employees	2	X	X	X
	Establishments with 250 to 499 employees	1	X	X	X
	Establishments with 500 to 999 employees	—	X	X	X
	Establishments with 1,000 employees or more	—	X	X	X
4859	Other transit and ground passenger transportation				
	All establishments	11	259	1 766	9 841
	Establishments with 1 to 4 employees	4	X	X	X
	Establishments with 5 to 9 employees	1	X	X	X
	Establishments with 10 to 19 employees	2	X	X	X
	Establishments with 20 to 49 employees	3	X	X	X
	Establishments with 50 to 99 employees	—	X	X	X
	Establishments with 100 to 249 employees	1	X	X	X
	Establishments with 250 to 499 employees	—	X	X	X
	Establishments with 500 to 999 employees	—	X	X	X
	Establishments with 1,000 employees or more	—	X	X	X
48599	Other transit and ground passenger transportation				
	All establishments	11	259	1 766	9 841
	Establishments with 1 to 4 employees	4	X	X	X
	Establishments with 5 to 9 employees	1	X	X	X
	Establishments with 10 to 19 employees	2	X	X	X
	Establishments with 20 to 49 employees	3	X	X	X
	Establishments with 50 to 99 employees	—	X	X	X
	Establishments with 100 to 249 employees	1	X	X	X
	Establishments with 250 to 499 employees	—	X	X	X
	Establishments with 500 to 999 employees	—	X	X	X
	Establishments with 1,000 employees or more	—	X	X	X
485991	Special needs transportation				
	All establishments	10	e	D	D
	Establishments with 1 to 4 employees	3	X	X	X
	Establishments with 5 to 9 employees	1	X	X	X
	Establishments with 10 to 19 employees	2	X	X	X
	Establishments with 20 to 49 employees	3	X	X	X
	Establishments with 50 to 99 employees	—	X	X	X
	Establishments with 100 to 249 employees	1	X	X	X
	Establishments with 250 to 499 employees	—	X	X	X
	Establishments with 500 to 999 employees	—	X	X	X
	Establishments with 1,000 employees or more	—	X	X	X

See footnotes at end of table.

Table 5. Establishments, Employees, and Payroll by Industry and Employment Size of Establishments by County: 2004—Con.

[Excludes most government employees, railroad employees, and self-employed persons. Size class 1 to 4 employees includes establishments having payroll, but no employees, during mid-March pay period. For meaning of abbreviations and symbols, see introductory text. For explanation of terms, see Appendix A. For statement on reliability, see the note at the end of the table and Appendix C]

NAICS code	Geography, kind of business, and employment size class	Establishments (number)	Paid employees for pay period including March 12 (number)	First-quarter payroll (\$1,000)	Annual payroll (\$1,000)
	UNION—Con.				
48-49	Transportation and warehousing—Con.				
488	Support activities for transportation				
	All establishments	176	4 383	62 565	287 821
	Establishments with 1 to 4 employees	67	X	X	X
	Establishments with 5 to 9 employees	42	X	X	X
	Establishments with 10 to 19 employees	34	X	X	X
	Establishments with 20 to 49 employees	23	X	X	X
	Establishments with 50 to 99 employees	7	X	X	X
	Establishments with 100 to 249 employees	—	X	X	X
	Establishments with 250 to 499 employees	1	X	X	X
	Establishments with 500 to 999 employees	1	X	X	X
	Establishments with 1,000 employees or more	1	X	X	X
4883	Support activities for water transportation				
	All establishments	11	2 567	41 937	195 695
	Establishments with 1 to 4 employees	2	X	X	X
	Establishments with 5 to 9 employees	1	X	X	X
	Establishments with 10 to 19 employees	2	X	X	X
	Establishments with 20 to 49 employees	1	X	X	X
	Establishments with 50 to 99 employees	2	X	X	X
	Establishments with 100 to 249 employees	—	X	X	X
	Establishments with 250 to 499 employees	1	X	X	X
	Establishments with 500 to 999 employees	1	X	X	X
	Establishments with 1,000 employees or more	1	X	X	X
48832	Marine cargo handling				
	All establishments	7	g	D	D
	Establishments with 1 to 4 employees	2	X	X	X
	Establishments with 5 to 9 employees	—	X	X	X
	Establishments with 10 to 19 employees	1	X	X	X
	Establishments with 20 to 49 employees	1	X	X	X
	Establishments with 50 to 99 employees	—	X	X	X
	Establishments with 100 to 249 employees	—	X	X	X
	Establishments with 250 to 499 employees	1	X	X	X
	Establishments with 500 to 999 employees	1	X	X	X
	Establishments with 1,000 employees or more	1	X	X	X
488320	Marine cargo handling				
	All establishments	7	g	D	D
	Establishments with 1 to 4 employees	2	X	X	X
	Establishments with 5 to 9 employees	—	X	X	X
	Establishments with 10 to 19 employees	1	X	X	X
	Establishments with 20 to 49 employees	1	X	X	X
	Establishments with 50 to 99 employees	—	X	X	X
	Establishments with 100 to 249 employees	—	X	X	X
	Establishments with 250 to 499 employees	1	X	X	X
	Establishments with 500 to 999 employees	1	X	X	X
	Establishments with 1,000 employees or more	1	X	X	X
48839	Other support activities for water transportation				
	All establishments	4	c	D	D
	Establishments with 1 to 4 employees	—	X	X	X
	Establishments with 5 to 9 employees	1	X	X	X
	Establishments with 10 to 19 employees	1	X	X	X
	Establishments with 20 to 49 employees	—	X	X	X
	Establishments with 50 to 99 employees	2	X	X	X
	Establishments with 100 to 249 employees	—	X	X	X
	Establishments with 250 to 499 employees	—	X	X	X
	Establishments with 500 to 999 employees	—	X	X	X
	Establishments with 1,000 employees or more	—	X	X	X
488390	Other support activities for water transportation				
	All establishments	4	c	D	D
	Establishments with 1 to 4 employees	—	X	X	X
	Establishments with 5 to 9 employees	1	X	X	X
	Establishments with 10 to 19 employees	1	X	X	X
	Establishments with 20 to 49 employees	—	X	X	X
	Establishments with 50 to 99 employees	2	X	X	X
	Establishments with 100 to 249 employees	—	X	X	X
	Establishments with 250 to 499 employees	—	X	X	X
	Establishments with 500 to 999 employees	—	X	X	X
	Establishments with 1,000 employees or more	—	X	X	X
4884	Support activities for road transportation				
	All establishments	21	156	1 154	4 780
	Establishments with 1 to 4 employees	8	X	X	X
	Establishments with 5 to 9 employees	7	X	X	X
	Establishments with 10 to 19 employees	5	X	X	X
	Establishments with 20 to 49 employees	1	X	X	X
	Establishments with 50 to 99 employees	—	X	X	X
	Establishments with 100 to 249 employees	—	X	X	X
	Establishments with 250 to 499 employees	—	X	X	X
	Establishments with 500 to 999 employees	—	X	X	X
	Establishments with 1,000 employees or more	—	X	X	X

See footnotes at end of table.

Table 5. Establishments, Employees, and Payroll by Industry and Employment Size of Establishments by County: 2004—Con.

[Excludes most government employees, railroad employees, and self-employed persons. Size class 1 to 4 employees includes establishments having payroll, but no employees, during mid-March pay period. For meaning of abbreviations and symbols, see introductory text. For explanation of terms, see Appendix A. For statement on reliability, see the note at the end of the table and Appendix C.]

NAICS code	Geography, kind of business, and employment size class	Establishments (number)	Paid employees for pay period including March 12 (number)	First-quarter payroll (\$1,000)	Annual payroll (\$1,000)
UNION—Con.					
48-49	Transportation and warehousing—Con.				
488	Support activities for transportation—Con.				
4884	Support activities for road transportation—Con.				
48841	Motor vehicle towing				
	All establishments	18	134	953	3 866
	Establishments with 1 to 4 employees	7	X	X	X
	Establishments with 5 to 9 employees	6	X	X	X
	Establishments with 10 to 19 employees	4	X	X	X
	Establishments with 20 to 49 employees	1	X	X	X
	Establishments with 50 to 99 employees	—	X	X	X
	Establishments with 100 to 249 employees	—	X	X	X
	Establishments with 250 to 499 employees	—	X	X	X
	Establishments with 500 to 999 employees	—	X	X	X
	Establishments with 1,000 employees or more	—	X	X	X
488410	Motor vehicle towing				
	All establishments	18	134	953	3 866
	Establishments with 1 to 4 employees	7	X	X	X
	Establishments with 5 to 9 employees	6	X	X	X
	Establishments with 10 to 19 employees	4	X	X	X
	Establishments with 20 to 49 employees	1	X	X	X
	Establishments with 50 to 99 employees	—	X	X	X
	Establishments with 100 to 249 employees	—	X	X	X
	Establishments with 250 to 499 employees	—	X	X	X
	Establishments with 500 to 999 employees	—	X	X	X
	Establishments with 1,000 employees or more	—	X	X	X
4885	Freight transportation arrangement				
	All establishments	132	1 508	18 159	78 239
	Establishments with 1 to 4 employees	52	X	X	X
	Establishments with 5 to 9 employees	32	X	X	X
	Establishments with 10 to 19 employees	25	X	X	X
	Establishments with 20 to 49 employees	18	X	X	X
	Establishments with 50 to 99 employees	5	X	X	X
	Establishments with 100 to 249 employees	—	X	X	X
	Establishments with 250 to 499 employees	—	X	X	X
	Establishments with 500 to 999 employees	—	X	X	X
	Establishments with 1,000 employees or more	—	X	X	X
48851	Freight transportation arrangement				
	All establishments	132	1 508	18 159	78 239
	Establishments with 1 to 4 employees	52	X	X	X
	Establishments with 5 to 9 employees	32	X	X	X
	Establishments with 10 to 19 employees	25	X	X	X
	Establishments with 20 to 49 employees	18	X	X	X
	Establishments with 50 to 99 employees	5	X	X	X
	Establishments with 100 to 249 employees	—	X	X	X
	Establishments with 250 to 499 employees	—	X	X	X
	Establishments with 500 to 999 employees	—	X	X	X
	Establishments with 1,000 employees or more	—	X	X	X
488510	Freight transportation arrangement				
	All establishments	132	1 508	18 159	78 239
	Establishments with 1 to 4 employees	52	X	X	X
	Establishments with 5 to 9 employees	32	X	X	X
	Establishments with 10 to 19 employees	25	X	X	X
	Establishments with 20 to 49 employees	18	X	X	X
	Establishments with 50 to 99 employees	5	X	X	X
	Establishments with 100 to 249 employees	—	X	X	X
	Establishments with 250 to 499 employees	—	X	X	X
	Establishments with 500 to 999 employees	—	X	X	X
	Establishments with 1,000 employees or more	—	X	X	X
492	Couriers and messengers				
	All establishments	29	668	5 483	22 641
	Establishments with 1 to 4 employees	17	X	X	X
	Establishments with 5 to 9 employees	2	X	X	X
	Establishments with 10 to 19 employees	5	X	X	X
	Establishments with 20 to 49 employees	1	X	X	X
	Establishments with 50 to 99 employees	2	X	X	X
	Establishments with 100 to 249 employees	2	X	X	X
	Establishments with 250 to 499 employees	—	X	X	X
	Establishments with 500 to 999 employees	—	X	X	X
	Establishments with 1,000 employees or more	—	X	X	X
4921	Couriers				
	All establishments	17	589	5 052	20 652
	Establishments with 1 to 4 employees	8	X	X	X
	Establishments with 5 to 9 employees	2	X	X	X
	Establishments with 10 to 19 employees	3	X	X	X
	Establishments with 20 to 49 employees	—	X	X	X
	Establishments with 50 to 99 employees	2	X	X	X
	Establishments with 100 to 249 employees	2	X	X	X
	Establishments with 250 to 499 employees	—	X	X	X
	Establishments with 500 to 999 employees	—	X	X	X
	Establishments with 1,000 employees or more	—	X	X	X

See footnotes at end of table.

Table 5. Establishments, Employees, and Payroll by Industry and Employment Size of Establishments by County: 2004—Con.

[Excludes most government employees, railroad employees, and self-employed persons. Size class 1 to 4 employees includes establishments having payroll, but no employees, during mid-March pay period. For meaning of abbreviations and symbols, see introductory text. For explanation of terms, see Appendix A. For statement on reliability, see the note at the end of the table and Appendix C]

NAICS code	Geography, kind of business, and employment size class	Establishments (number)	Paid employees for pay period including March 12 (number)	First-quarter payroll (\$1,000)	Annual payroll (\$1,000)
	UNION—Con.				
48-49	Transportation and warehousing—Con.				
492	Couriers and messengers—Con.				
4921	Couriers—Con.				
49211	Couriers				
	All establishments	17	589	5 052	20 652
	Establishments with 1 to 4 employees	8	X	X	X
	Establishments with 5 to 9 employees	2	X	X	X
	Establishments with 10 to 19 employees	3	X	X	X
	Establishments with 20 to 49 employees	—	X	X	X
	Establishments with 50 to 99 employees	2	X	X	X
	Establishments with 100 to 249 employees	2	X	X	X
	Establishments with 250 to 499 employees	—	X	X	X
	Establishments with 500 to 999 employees	—	X	X	X
	Establishments with 1,000 employees or more	—	X	X	X
492110	Couriers				
	All establishments	17	589	5 052	20 652
	Establishments with 1 to 4 employees	8	X	X	X
	Establishments with 5 to 9 employees	2	X	X	X
	Establishments with 10 to 19 employees	3	X	X	X
	Establishments with 20 to 49 employees	—	X	X	X
	Establishments with 50 to 99 employees	2	X	X	X
	Establishments with 100 to 249 employees	2	X	X	X
	Establishments with 250 to 499 employees	—	X	X	X
	Establishments with 500 to 999 employees	—	X	X	X
	Establishments with 1,000 employees or more	—	X	X	X
493	Warehousing and storage				
	All establishments	52	1 216	10 733	47 199
	Establishments with 1 to 4 employees	17	X	X	X
	Establishments with 5 to 9 employees	9	X	X	X
	Establishments with 10 to 19 employees	14	X	X	X
	Establishments with 20 to 49 employees	7	X	X	X
	Establishments with 50 to 99 employees	1	X	X	X
	Establishments with 100 to 249 employees	4	X	X	X
	Establishments with 250 to 499 employees	—	X	X	X
	Establishments with 500 to 999 employees	—	X	X	X
	Establishments with 1,000 employees or more	—	X	X	X
4931	Warehousing and storage				
	All establishments	52	1 216	10 733	47 199
	Establishments with 1 to 4 employees	17	X	X	X
	Establishments with 5 to 9 employees	9	X	X	X
	Establishments with 10 to 19 employees	14	X	X	X
	Establishments with 20 to 49 employees	7	X	X	X
	Establishments with 50 to 99 employees	1	X	X	X
	Establishments with 100 to 249 employees	4	X	X	X
	Establishments with 250 to 499 employees	—	X	X	X
	Establishments with 500 to 999 employees	—	X	X	X
	Establishments with 1,000 employees or more	—	X	X	X
49311	General warehousing and storage				
	All establishments	42	1 010	8 934	39 593
	Establishments with 1 to 4 employees	13	X	X	X
	Establishments with 5 to 9 employees	6	X	X	X
	Establishments with 10 to 19 employees	13	X	X	X
	Establishments with 20 to 49 employees	6	X	X	X
	Establishments with 50 to 99 employees	1	X	X	X
	Establishments with 100 to 249 employees	3	X	X	X
	Establishments with 250 to 499 employees	—	X	X	X
	Establishments with 500 to 999 employees	—	X	X	X
	Establishments with 1,000 employees or more	—	X	X	X
493110	General warehousing and storage				
	All establishments	42	1 010	8 934	39 593
	Establishments with 1 to 4 employees	13	X	X	X
	Establishments with 5 to 9 employees	6	X	X	X
	Establishments with 10 to 19 employees	13	X	X	X
	Establishments with 20 to 49 employees	6	X	X	X
	Establishments with 50 to 99 employees	1	X	X	X
	Establishments with 100 to 249 employees	3	X	X	X
	Establishments with 250 to 499 employees	—	X	X	X
	Establishments with 500 to 999 employees	—	X	X	X
	Establishments with 1,000 employees or more	—	X	X	X
49319	Other warehousing and storage				
	All establishments	8	c	D	D
	Establishments with 1 to 4 employees	2	X	X	X
	Establishments with 5 to 9 employees	3	X	X	X
	Establishments with 10 to 19 employees	1	X	X	X
	Establishments with 20 to 49 employees	1	X	X	X
	Establishments with 50 to 99 employees	—	X	X	X
	Establishments with 100 to 249 employees	1	X	X	X
	Establishments with 250 to 499 employees	—	X	X	X
	Establishments with 500 to 999 employees	—	X	X	X
	Establishments with 1,000 employees or more	—	X	X	X

See footnotes at end of table.

Table 5. Establishments, Employees, and Payroll by Industry and Employment Size of Establishments by County: 2004—Con.

[Excludes most government employees, railroad employees, and self-employed persons. Size class 1 to 4 employees includes establishments having payroll, but no employees, during mid-March pay period. For meaning of abbreviations and symbols, see introductory text. For explanation of terms, see Appendix A. For statement on reliability, see the note at the end of the table and Appendix C]

NAICS code	Geography, kind of business, and employment size class	Establishments (number)	Paid employees for pay period including March 12 (number)	First-quarter payroll (\$1,000)	Annual payroll (\$1,000)
UNION—Con.					
48-49	Transportation and warehousing—Con.				
493	Warehousing and storage—Con.				
4931	Warehousing and storage—Con.				
49319	Other warehousing and storage—Con.				
493190	Other warehousing and storage				
	All establishments	8	c	D	D
	Establishments with 1 to 4 employees	2	X	X	X
	Establishments with 5 to 9 employees	3	X	X	X
	Establishments with 10 to 19 employees	1	X	X	X
	Establishments with 20 to 49 employees	1	X	X	X
	Establishments with 50 to 99 employees	1	X	X	X
	Establishments with 100 to 249 employees	1	X	X	X
	Establishments with 250 to 499 employees	—	X	X	X
	Establishments with 500 to 999 employees	—	X	X	X
	Establishments with 1,000 employees or more	—	X	X	X
51	Information				
	All establishments	200	5 323	86 166	297 269
	Establishments with 1 to 4 employees	99	X	X	X
	Establishments with 5 to 9 employees	22	X	X	X
	Establishments with 10 to 19 employees	32	X	X	X
	Establishments with 20 to 49 employees	24	X	X	X
	Establishments with 50 to 99 employees	12	X	X	X
	Establishments with 100 to 249 employees	7	X	X	X
	Establishments with 250 to 499 employees	2	X	X	X
	Establishments with 500 to 999 employees	2	X	X	X
	Establishments with 1,000 employees or more	—	X	X	X
511	Publishing industries (except Internet)				
	All establishments	56	1 670	38 323	120 140
	Establishments with 1 to 4 employees	25	X	X	X
	Establishments with 5 to 9 employees	5	X	X	X
	Establishments with 10 to 19 employees	11	X	X	X
	Establishments with 20 to 49 employees	8	X	X	X
	Establishments with 50 to 99 employees	4	X	X	X
	Establishments with 100 to 249 employees	2	X	X	X
	Establishments with 250 to 499 employees	—	X	X	X
	Establishments with 500 to 999 employees	1	X	X	X
	Establishments with 1,000 employees or more	—	X	X	X
5111	Newspaper, periodical, book, and directory publishers				
	All establishments	38	1 265	20 997	80 715
	Establishments with 1 to 4 employees	18	X	X	X
	Establishments with 5 to 9 employees	5	X	X	X
	Establishments with 10 to 19 employees	6	X	X	X
	Establishments with 20 to 49 employees	4	X	X	X
	Establishments with 50 to 99 employees	3	X	X	X
	Establishments with 100 to 249 employees	1	X	X	X
	Establishments with 250 to 499 employees	—	X	X	X
	Establishments with 500 to 999 employees	1	X	X	X
	Establishments with 1,000 employees or more	—	X	X	X
51111	Newspaper publishers				
	All establishments	10	c	D	D
	Establishments with 1 to 4 employees	3	X	X	X
	Establishments with 5 to 9 employees	3	X	X	X
	Establishments with 10 to 19 employees	1	X	X	X
	Establishments with 20 to 49 employees	2	X	X	X
	Establishments with 50 to 99 employees	1	X	X	X
	Establishments with 100 to 249 employees	—	X	X	X
	Establishments with 250 to 499 employees	—	X	X	X
	Establishments with 500 to 999 employees	—	X	X	X
	Establishments with 1,000 employees or more	—	X	X	X
51110	Newspaper publishers				
	All establishments	10	c	D	D
	Establishments with 1 to 4 employees	3	X	X	X
	Establishments with 5 to 9 employees	3	X	X	X
	Establishments with 10 to 19 employees	1	X	X	X
	Establishments with 20 to 49 employees	2	X	X	X
	Establishments with 50 to 99 employees	1	X	X	X
	Establishments with 100 to 249 employees	—	X	X	X
	Establishments with 250 to 499 employees	—	X	X	X
	Establishments with 500 to 999 employees	—	X	X	X
	Establishments with 1,000 employees or more	—	X	X	X
51112	Periodical publishers				
	All establishments	14	245	3 652	14 961
	Establishments with 1 to 4 employees	9	X	X	X
	Establishments with 5 to 9 employees	2	X	X	X
	Establishments with 10 to 19 employees	2	X	X	X
	Establishments with 20 to 49 employees	—	X	X	X
	Establishments with 50 to 99 employees	—	X	X	X
	Establishments with 100 to 249 employees	1	X	X	X
	Establishments with 250 to 499 employees	—	X	X	X
	Establishments with 500 to 999 employees	—	X	X	X
	Establishments with 1,000 employees or more	—	X	X	X

See footnotes at end of table.

Table 5. Establishments, Employees, and Payroll by Industry and Employment Size of Establishments by County: 2004—Con.

[Excludes most government employees, railroad employees, and self-employed persons. Size class 1 to 4 employees includes establishments having payroll, but no employees, during mid-March pay period. For meaning of abbreviations and symbols, see introductory text. For explanation of terms, see Appendix A. For statement on reliability, see the note at the end of the table and Appendix C]

NAICS code	Geography, kind of business, and employment size class	Establishments (number)	Paid employees for pay period including March 12 (number)	First-quarter payroll (\$1,000)	Annual payroll (\$1,000)
51	UNION—Con.				
	Information—Con.				
511	Publishing industries (except Internet)—Con.				
5111	Newspaper, periodical, book, and directory publishers—Con.				
51112	Periodical publishers—Con.				
511120	Periodical publishers				
	All establishments	14	245	3 652	14 961
	Establishments with 1 to 4 employees	9	X	X	X
	Establishments with 5 to 9 employees	2	X	X	X
	Establishments with 10 to 19 employees	2	X	X	X
	Establishments with 20 to 49 employees	—	X	X	X
	Establishments with 50 to 99 employees	—	X	X	X
	Establishments with 100 to 249 employees	1	X	X	X
	Establishments with 250 to 499 employees	—	X	X	X
	Establishments with 500 to 999 employees	—	X	X	X
	Establishments with 1,000 employees or more	—	X	X	X
51113	Book publishers				
	All establishments	7	118	1 474	7 220
	Establishments with 1 to 4 employees	3	X	X	X
	Establishments with 5 to 9 employees	—	X	X	X
	Establishments with 10 to 19 employees	2	X	X	X
	Establishments with 20 to 49 employees	2	X	X	X
	Establishments with 50 to 99 employees	—	X	X	X
	Establishments with 100 to 249 employees	—	X	X	X
	Establishments with 250 to 499 employees	—	X	X	X
	Establishments with 500 to 999 employees	—	X	X	X
	Establishments with 1,000 employees or more	—	X	X	X
511130	Book publishers				
	All establishments	7	118	1 474	7 220
	Establishments with 1 to 4 employees	3	X	X	X
	Establishments with 5 to 9 employees	—	X	X	X
	Establishments with 10 to 19 employees	2	X	X	X
	Establishments with 20 to 49 employees	2	X	X	X
	Establishments with 50 to 99 employees	—	X	X	X
	Establishments with 100 to 249 employees	—	X	X	X
	Establishments with 250 to 499 employees	—	X	X	X
	Establishments with 500 to 999 employees	—	X	X	X
	Establishments with 1,000 employees or more	—	X	X	X
51114	Directory and mailing list publishers				
	All establishments	6	717	14 600	53 288
	Establishments with 1 to 4 employees	2	X	X	X
	Establishments with 5 to 9 employees	—	X	X	X
	Establishments with 10 to 19 employees	1	X	X	X
	Establishments with 20 to 49 employees	—	X	X	X
	Establishments with 50 to 99 employees	2	X	X	X
	Establishments with 100 to 249 employees	—	X	X	X
	Establishments with 250 to 499 employees	—	X	X	X
	Establishments with 500 to 999 employees	1	X	X	X
	Establishments with 1,000 employees or more	—	X	X	X
511140	Directory and mailing list publishers				
	All establishments	6	717	14 600	53 288
	Establishments with 1 to 4 employees	2	X	X	X
	Establishments with 5 to 9 employees	—	X	X	X
	Establishments with 10 to 19 employees	1	X	X	X
	Establishments with 20 to 49 employees	—	X	X	X
	Establishments with 50 to 99 employees	2	X	X	X
	Establishments with 100 to 249 employees	—	X	X	X
	Establishments with 250 to 499 employees	—	X	X	X
	Establishments with 500 to 999 employees	1	X	X	X
	Establishments with 1,000 employees or more	—	X	X	X
5112	Software publishers				
	All establishments	18	405	17 326	39 425
	Establishments with 1 to 4 employees	7	X	X	X
	Establishments with 5 to 9 employees	—	X	X	X
	Establishments with 10 to 19 employees	5	X	X	X
	Establishments with 20 to 49 employees	4	X	X	X
	Establishments with 50 to 99 employees	1	X	X	X
	Establishments with 100 to 249 employees	1	X	X	X
	Establishments with 250 to 499 employees	—	X	X	X
	Establishments with 500 to 999 employees	—	X	X	X
	Establishments with 1,000 employees or more	—	X	X	X
51121	Software publishers				
	All establishments	18	405	17 326	39 425
	Establishments with 1 to 4 employees	7	X	X	X
	Establishments with 5 to 9 employees	—	X	X	X
	Establishments with 10 to 19 employees	5	X	X	X
	Establishments with 20 to 49 employees	4	X	X	X
	Establishments with 50 to 99 employees	1	X	X	X
	Establishments with 100 to 249 employees	1	X	X	X
	Establishments with 250 to 499 employees	—	X	X	X
	Establishments with 500 to 999 employees	—	X	X	X
	Establishments with 1,000 employees or more	—	X	X	X

See footnotes at end of table.

Table 5. **Establishments, Employees, and Payroll by Industry and Employment Size of Establishments by County: 2004—Con.**

[Excludes most government employees, railroad employees, and self-employed persons. Size class 1 to 4 employees includes establishments having payroll, but no employees, during mid-March pay period. For meaning of abbreviations and symbols, see introductory text. For explanation of terms, see Appendix A. For statement on reliability, see the note at the end of the table and Appendix C]

NAICS code	Geography, kind of business, and employment size class	Establishments (number)	Paid employees for pay period including March 12 (number)	First-quarter payroll (\$1,000)	Annual payroll (\$1,000)
51	UNION—Con.				
	Information—Con.				
511	Publishing industries (except Internet)—Con.				
5112	Software publishers—Con.				
51121	Software publishers—Con.				
511210	Software publishers				
	All establishments	18	405	17 326	39 425
	Establishments with 1 to 4 employees	7	X	X	X
	Establishments with 5 to 9 employees	—	X	X	X
	Establishments with 10 to 19 employees	5	X	X	X
	Establishments with 20 to 49 employees	4	X	X	X
	Establishments with 50 to 99 employees	1	X	X	X
	Establishments with 100 to 249 employees	1	X	X	X
	Establishments with 250 to 499 employees	—	X	X	X
	Establishments with 500 to 999 employees	—	X	X	X
	Establishments with 1,000 employees or more	—	X	X	X
512	Motion picture and sound recording industries				
	All establishments	27	334	1 158	6 367
	Establishments with 1 to 4 employees	16	X	X	X
	Establishments with 5 to 9 employees	1	X	X	X
	Establishments with 10 to 19 employees	4	X	X	X
	Establishments with 20 to 49 employees	4	X	X	X
	Establishments with 50 to 99 employees	2	X	X	X
	Establishments with 100 to 249 employees	—	X	X	X
	Establishments with 250 to 499 employees	—	X	X	X
	Establishments with 500 to 999 employees	—	X	X	X
	Establishments with 1,000 employees or more	—	X	X	X
5121	Motion picture and video industries				
	All establishments	24	319	991	5 591
	Establishments with 1 to 4 employees	14	X	X	X
	Establishments with 5 to 9 employees	1	X	X	X
	Establishments with 10 to 19 employees	3	X	X	X
	Establishments with 20 to 49 employees	4	X	X	X
	Establishments with 50 to 99 employees	2	X	X	X
	Establishments with 100 to 249 employees	—	X	X	X
	Establishments with 250 to 499 employees	—	X	X	X
	Establishments with 500 to 999 employees	—	X	X	X
	Establishments with 1,000 employees or more	—	X	X	X
51213	Motion picture and video exhibition				
	All establishments	11	250	579	3 499
	Establishments with 1 to 4 employees	4	X	X	X
	Establishments with 5 to 9 employees	1	X	X	X
	Establishments with 10 to 19 employees	2	X	X	X
	Establishments with 20 to 49 employees	2	X	X	X
	Establishments with 50 to 99 employees	2	X	X	X
	Establishments with 100 to 249 employees	—	X	X	X
	Establishments with 250 to 499 employees	—	X	X	X
	Establishments with 500 to 999 employees	—	X	X	X
	Establishments with 1,000 employees or more	—	X	X	X
512131	Motion picture theaters (except drive-ins)				
	All establishments	11	250	579	3 499
	Establishments with 1 to 4 employees	4	X	X	X
	Establishments with 5 to 9 employees	1	X	X	X
	Establishments with 10 to 19 employees	2	X	X	X
	Establishments with 20 to 49 employees	2	X	X	X
	Establishments with 50 to 99 employees	2	X	X	X
	Establishments with 100 to 249 employees	—	X	X	X
	Establishments with 250 to 499 employees	—	X	X	X
	Establishments with 500 to 999 employees	—	X	X	X
	Establishments with 1,000 employees or more	—	X	X	X
517	Telecommunications				
	All establishments	79	2 440	31 729	112 291
	Establishments with 1 to 4 employees	35	X	X	X
	Establishments with 5 to 9 employees	13	X	X	X
	Establishments with 10 to 19 employees	12	X	X	X
	Establishments with 20 to 49 employees	10	X	X	X
	Establishments with 50 to 99 employees	4	X	X	X
	Establishments with 100 to 249 employees	3	X	X	X
	Establishments with 250 to 499 employees	1	X	X	X
	Establishments with 500 to 999 employees	1	X	X	X
	Establishments with 1,000 employees or more	—	X	X	X
5171	Wired telecommunications carriers				
	All establishments	43	1 391	21 266	68 081
	Establishments with 1 to 4 employees	17	X	X	X
	Establishments with 5 to 9 employees	8	X	X	X
	Establishments with 10 to 19 employees	4	X	X	X
	Establishments with 20 to 49 employees	6	X	X	X
	Establishments with 50 to 99 employees	4	X	X	X
	Establishments with 100 to 249 employees	3	X	X	X
	Establishments with 250 to 499 employees	1	X	X	X
	Establishments with 500 to 999 employees	—	X	X	X
	Establishments with 1,000 employees or more	—	X	X	X

See footnotes at end of table.

Table 5. Establishments, Employees, and Payroll by Industry and Employment Size of Establishments by County: 2004—Con.

[Excludes most government employees, railroad employees, and self-employed persons. Size class 1 to 4 employees includes establishments having payroll, but no employees, during mid-March pay period. For meaning of abbreviations and symbols, see introductory text. For explanation of terms, see Appendix A. For statement on reliability, see the note at the end of the table and Appendix C]

NAICS code	Geography, kind of business, and employment size class	Establishments (number)	Paid employees for pay period including March 12 (number)	First-quarter payroll (\$1,000)	Annual payroll (\$1,000)
51	UNION—Con.				
	Information—Con.				
517	Telecommunications—Con.				
5171	Wired telecommunications carriers—Con.				
51711	Wired telecommunications carriers				
	All establishments	43	1 391	21 266	68 081
	Establishments with 1 to 4 employees	17	X	X	X
	Establishments with 5 to 9 employees	8	X	X	X
	Establishments with 10 to 19 employees	4	X	X	X
	Establishments with 20 to 49 employees	6	X	X	X
	Establishments with 50 to 99 employees	4	X	X	X
	Establishments with 100 to 249 employees	3	X	X	X
	Establishments with 250 to 499 employees	1	X	X	X
	Establishments with 500 to 999 employees	—	X	X	X
	Establishments with 1,000 employees or more	—	X	X	X
517110	Wired telecommunications carriers				
	All establishments	43	1 391	21 266	68 081
	Establishments with 1 to 4 employees	17	X	X	X
	Establishments with 5 to 9 employees	8	X	X	X
	Establishments with 10 to 19 employees	4	X	X	X
	Establishments with 20 to 49 employees	6	X	X	X
	Establishments with 50 to 99 employees	4	X	X	X
	Establishments with 100 to 249 employees	3	X	X	X
	Establishments with 250 to 499 employees	1	X	X	X
	Establishments with 500 to 999 employees	—	X	X	X
	Establishments with 1,000 employees or more	—	X	X	X
5172	Wireless telecommunications carriers (except satellite)				
	All establishments	20	147	1 848	7 329
	Establishments with 1 to 4 employees	10	X	X	X
	Establishments with 5 to 9 employees	1	X	X	X
	Establishments with 10 to 19 employees	7	X	X	X
	Establishments with 20 to 49 employees	2	X	X	X
	Establishments with 50 to 99 employees	—	X	X	X
	Establishments with 100 to 249 employees	—	X	X	X
	Establishments with 250 to 499 employees	—	X	X	X
	Establishments with 500 to 999 employees	—	X	X	X
	Establishments with 1,000 employees or more	—	X	X	X
51721	Wireless telecommunications carriers (except satellite)				
	All establishments	20	147	1 848	7 329
	Establishments with 1 to 4 employees	10	X	X	X
	Establishments with 5 to 9 employees	1	X	X	X
	Establishments with 10 to 19 employees	7	X	X	X
	Establishments with 20 to 49 employees	2	X	X	X
	Establishments with 50 to 99 employees	—	X	X	X
	Establishments with 100 to 249 employees	—	X	X	X
	Establishments with 250 to 499 employees	—	X	X	X
	Establishments with 500 to 999 employees	—	X	X	X
	Establishments with 1,000 employees or more	—	X	X	X
517212	Cellular and other wireless telecommunications				
	All establishments	17	116	1 505	6 010
	Establishments with 1 to 4 employees	9	X	X	X
	Establishments with 5 to 9 employees	1	X	X	X
	Establishments with 10 to 19 employees	5	X	X	X
	Establishments with 20 to 49 employees	2	X	X	X
	Establishments with 50 to 99 employees	—	X	X	X
	Establishments with 100 to 249 employees	—	X	X	X
	Establishments with 250 to 499 employees	—	X	X	X
	Establishments with 500 to 999 employees	—	X	X	X
	Establishments with 1,000 employees or more	—	X	X	X
5175	Cable and other program distribution				
	All establishments	5	f	D	D
	Establishments with 1 to 4 employees	1	X	X	X
	Establishments with 5 to 9 employees	1	X	X	X
	Establishments with 10 to 19 employees	1	X	X	X
	Establishments with 20 to 49 employees	1	X	X	X
	Establishments with 50 to 99 employees	—	X	X	X
	Establishments with 100 to 249 employees	—	X	X	X
	Establishments with 250 to 499 employees	—	X	X	X
	Establishments with 500 to 999 employees	1	X	X	X
	Establishments with 1,000 employees or more	—	X	X	X
51751	Cable and other program distribution				
	All establishments	5	f	D	D
	Establishments with 1 to 4 employees	1	X	X	X
	Establishments with 5 to 9 employees	1	X	X	X
	Establishments with 10 to 19 employees	1	X	X	X
	Establishments with 20 to 49 employees	1	X	X	X
	Establishments with 50 to 99 employees	—	X	X	X
	Establishments with 100 to 249 employees	—	X	X	X
	Establishments with 250 to 499 employees	—	X	X	X
	Establishments with 500 to 999 employees	1	X	X	X
	Establishments with 1,000 employees or more	—	X	X	X

See footnotes at end of table.

Table 5. Establishments, Employees, and Payroll by Industry and Employment Size of Establishments by County: 2004—Con.

[Excludes most government employees, railroad employees, and self-employed persons. Size class 1 to 4 employees includes establishments having payroll, but no employees, during mid-March pay period. For meaning of abbreviations and symbols, see introductory text. For explanation of terms, see Appendix A. For statement on reliability, see the note at the end of the table and Appendix C]

NAICS code	Geography, kind of business, and employment size class	Establishments (number)	Paid employees for pay period including March 12 (number)	First-quarter payroll (\$1,000)	Annual payroll (\$1,000)
51	UNION—Con. Information—Con.				
517	Telecommunications—Con.				
5175	Cable and other program distribution—Con.				
51751	Cable and other program distribution—Con.				
517510	Cable and other program distribution				
	All establishments	5	f	D	D
	Establishments with 1 to 4 employees	1	X	X	X
	Establishments with 5 to 9 employees	1	X	X	X
	Establishments with 10 to 19 employees	1	X	X	X
	Establishments with 20 to 49 employees	1	X	X	X
	Establishments with 50 to 99 employees	—	X	X	X
	Establishments with 100 to 249 employees	—	X	X	X
	Establishments with 250 to 499 employees	—	X	X	X
	Establishments with 500 to 999 employees	1	X	X	X
	Establishments with 1,000 employees or more	—	X	X	X
518	Internet service providers, web search portals, and data processing services				
	All establishments	24	f	D	D
	Establishments with 1 to 4 employees	12	X	X	X
	Establishments with 5 to 9 employees	2	X	X	X
	Establishments with 10 to 19 employees	4	X	X	X
	Establishments with 20 to 49 employees	2	X	X	X
	Establishments with 50 to 99 employees	1	X	X	X
	Establishments with 100 to 249 employees	2	X	X	X
	Establishments with 250 to 499 employees	1	X	X	X
	Establishments with 500 to 999 employees	—	X	X	X
	Establishments with 1,000 employees or more	—	X	X	X
5182	Data processing, hosting, and related services				
	All establishments	21	674	11 165	44 378
	Establishments with 1 to 4 employees	11	X	X	X
	Establishments with 5 to 9 employees	1	X	X	X
	Establishments with 10 to 19 employees	4	X	X	X
	Establishments with 20 to 49 employees	2	X	X	X
	Establishments with 50 to 99 employees	—	X	X	X
	Establishments with 100 to 249 employees	2	X	X	X
	Establishments with 250 to 499 employees	1	X	X	X
	Establishments with 500 to 999 employees	—	X	X	X
	Establishments with 1,000 employees or more	—	X	X	X
51821	Data processing, hosting, and related services				
	All establishments	21	674	11 165	44 378
	Establishments with 1 to 4 employees	11	X	X	X
	Establishments with 5 to 9 employees	1	X	X	X
	Establishments with 10 to 19 employees	4	X	X	X
	Establishments with 20 to 49 employees	2	X	X	X
	Establishments with 50 to 99 employees	—	X	X	X
	Establishments with 100 to 249 employees	2	X	X	X
	Establishments with 250 to 499 employees	1	X	X	X
	Establishments with 500 to 999 employees	—	X	X	X
	Establishments with 1,000 employees or more	—	X	X	X
518210	Data processing, hosting, and related services				
	All establishments	21	674	11 165	44 378
	Establishments with 1 to 4 employees	11	X	X	X
	Establishments with 5 to 9 employees	1	X	X	X
	Establishments with 10 to 19 employees	4	X	X	X
	Establishments with 20 to 49 employees	2	X	X	X
	Establishments with 50 to 99 employees	—	X	X	X
	Establishments with 100 to 249 employees	2	X	X	X
	Establishments with 250 to 499 employees	1	X	X	X
	Establishments with 500 to 999 employees	—	X	X	X
	Establishments with 1,000 employees or more	—	X	X	X
52	Finance and insurance				
	All establishments	818	9 676	176 632	696 601
	Establishments with 1 to 4 employees	409	X	X	X
	Establishments with 5 to 9 employees	191	X	X	X
	Establishments with 10 to 19 employees	111	X	X	X
	Establishments with 20 to 49 employees	74	X	X	X
	Establishments with 50 to 99 employees	19	X	X	X
	Establishments with 100 to 249 employees	9	X	X	X
	Establishments with 250 to 499 employees	5	X	X	X
	Establishments with 500 to 999 employees	—	X	X	X
	Establishments with 1,000 employees or more	—	X	X	X
522	Credit intermediation and related activities				
	All establishments	361	4 818	73 368	291 310
	Establishments with 1 to 4 employees	129	X	X	X
	Establishments with 5 to 9 employees	111	X	X	X
	Establishments with 10 to 19 employees	66	X	X	X
	Establishments with 20 to 49 employees	40	X	X	X
	Establishments with 50 to 99 employees	11	X	X	X
	Establishments with 100 to 249 employees	1	X	X	X
	Establishments with 250 to 499 employees	3	X	X	X
	Establishments with 500 to 999 employees	—	X	X	X

See footnotes at end of table.

Table 5. Establishments, Employees, and Payroll by Industry and Employment Size of Establishments by County: 2004—Con.

[Excludes most government employees, railroad employees, and self-employed persons. Size class 1 to 4 employees includes establishments having payroll, but no employees, during mid-March pay period. For meaning of abbreviations and symbols, see introductory text. For explanation of terms, see Appendix A. For statement on reliability, see the note at the end of the table and Appendix C]

NAICS code	Geography, kind of business, and employment size class	Establishments (number)	Paid employees for pay period including March 12 (number)	First-quarter payroll (\$1,000)	Annual payroll (\$1,000)
	UNION—Con.				
52	Finance and insurance—Con.				
522	Credit intermediation and related activities—Con.				
	All establishments—Con.				
	Establishments with 1,000 employees or more	—	X	X	X
5221	Depository credit intermediation				
	All establishments	232	2 888	39 738	146 178
	Establishments with 1 to 4 employees	56	X	X	X
	Establishments with 5 to 9 employees	92	X	X	X
	Establishments with 10 to 19 employees	52	X	X	X
	Establishments with 20 to 49 employees	23	X	X	X
	Establishments with 50 to 99 employees	7	X	X	X
	Establishments with 100 to 249 employees	1	X	X	X
	Establishments with 250 to 499 employees	1	X	X	X
	Establishments with 500 to 999 employees	—	X	X	X
	Establishments with 1,000 employees or more	—	X	X	X
52211	Commercial banking				
	All establishments	120	1 756	29 123	99 719
	Establishments with 1 to 4 employees	28	X	X	X
	Establishments with 5 to 9 employees	43	X	X	X
	Establishments with 10 to 19 employees	28	X	X	X
	Establishments with 20 to 49 employees	15	X	X	X
	Establishments with 50 to 99 employees	4	X	X	X
	Establishments with 100 to 249 employees	1	X	X	X
	Establishments with 250 to 499 employees	1	X	X	X
	Establishments with 500 to 999 employees	—	X	X	X
	Establishments with 1,000 employees or more	—	X	X	X
522110	Commercial banking				
	All establishments	120	1 756	29 123	99 719
	Establishments with 1 to 4 employees	28	X	X	X
	Establishments with 5 to 9 employees	43	X	X	X
	Establishments with 10 to 19 employees	28	X	X	X
	Establishments with 20 to 49 employees	15	X	X	X
	Establishments with 50 to 99 employees	4	X	X	X
	Establishments with 100 to 249 employees	1	X	X	X
	Establishments with 250 to 499 employees	1	X	X	X
	Establishments with 500 to 999 employees	—	X	X	X
	Establishments with 1,000 employees or more	—	X	X	X
52212	Savings institutions				
	All establishments	75	790	7 660	34 531
	Establishments with 1 to 4 employees	7	X	X	X
	Establishments with 5 to 9 employees	42	X	X	X
	Establishments with 10 to 19 employees	19	X	X	X
	Establishments with 20 to 49 employees	6	X	X	X
	Establishments with 50 to 99 employees	1	X	X	X
	Establishments with 100 to 249 employees	—	X	X	X
	Establishments with 250 to 499 employees	—	X	X	X
	Establishments with 500 to 999 employees	—	X	X	X
	Establishments with 1,000 employees or more	—	X	X	X
522120	Savings institutions				
	All establishments	75	790	7 660	34 531
	Establishments with 1 to 4 employees	7	X	X	X
	Establishments with 5 to 9 employees	42	X	X	X
	Establishments with 10 to 19 employees	19	X	X	X
	Establishments with 20 to 49 employees	6	X	X	X
	Establishments with 50 to 99 employees	1	X	X	X
	Establishments with 100 to 249 employees	—	X	X	X
	Establishments with 250 to 499 employees	—	X	X	X
	Establishments with 500 to 999 employees	—	X	X	X
	Establishments with 1,000 employees or more	—	X	X	X
52213	Credit unions				
	All establishments	36	e	D	D
	Establishments with 1 to 4 employees	20	X	X	X
	Establishments with 5 to 9 employees	7	X	X	X
	Establishments with 10 to 19 employees	5	X	X	X
	Establishments with 20 to 49 employees	2	X	X	X
	Establishments with 50 to 99 employees	2	X	X	X
	Establishments with 100 to 249 employees	—	X	X	X
	Establishments with 250 to 499 employees	—	X	X	X
	Establishments with 500 to 999 employees	—	X	X	X
	Establishments with 1,000 employees or more	—	X	X	X
522130	Credit unions				
	All establishments	36	e	D	D
	Establishments with 1 to 4 employees	20	X	X	X
	Establishments with 5 to 9 employees	7	X	X	X
	Establishments with 10 to 19 employees	5	X	X	X
	Establishments with 20 to 49 employees	2	X	X	X
	Establishments with 50 to 99 employees	2	X	X	X
	Establishments with 100 to 249 employees	—	X	X	X
	Establishments with 250 to 499 employees	—	X	X	X
	Establishments with 500 to 999 employees	—	X	X	X
	Establishments with 1,000 employees or more	—	X	X	X

See footnotes at end of table.

Table 5. Establishments, Employees, and Payroll by Industry and Employment Size of Establishments by County: 2004—Con.

[Excludes most government employees, railroad employees, and self-employed persons. Size class 1 to 4 employees includes establishments having payroll, but no employees, during mid-March pay period. For meaning of abbreviations and symbols, see introductory text. For explanation of terms, see Appendix A. For statement on reliability, see the note at the end of the table and Appendix C]

NAICS code	Geography, kind of business, and employment size class	Establishments (number)	Paid employees for pay period including March 12 (number)	First-quarter payroll (\$1,000)	Annual payroll (\$1,000)
	UNION—Con.				
52	Finance and insurance—Con.				
522	Credit intermediation and related activities—Con.				
5222	Nondepository credit intermediation				
	All establishments	85	1 763	31 546	135 232
	Establishments with 1 to 4 employees	36	X	X	X
	Establishments with 5 to 9 employees	15	X	X	X
	Establishments with 10 to 19 employees	13	X	X	X
	Establishments with 20 to 49 employees	15	X	X	X
	Establishments with 50 to 99 employees	4	X	X	X
	Establishments with 100 to 249 employees	—	X	X	X
	Establishments with 250 to 499 employees	2	X	X	X
	Establishments with 500 to 999 employees	—	X	X	X
	Establishments with 1,000 employees or more	—	X	X	X
52222	Sales financing				
	All establishments	16	886	17 407	67 181
	Establishments with 1 to 4 employees	7	X	X	X
	Establishments with 5 to 9 employees	—	X	X	X
	Establishments with 10 to 19 employees	3	X	X	X
	Establishments with 20 to 49 employees	4	X	X	X
	Establishments with 50 to 99 employees	—	X	X	X
	Establishments with 100 to 249 employees	—	X	X	X
	Establishments with 250 to 499 employees	2	X	X	X
	Establishments with 500 to 999 employees	—	X	X	X
	Establishments with 1,000 employees or more	—	X	X	X
522220	Sales financing				
	All establishments	16	886	17 407	67 181
	Establishments with 1 to 4 employees	7	X	X	X
	Establishments with 5 to 9 employees	—	X	X	X
	Establishments with 10 to 19 employees	3	X	X	X
	Establishments with 20 to 49 employees	4	X	X	X
	Establishments with 50 to 99 employees	—	X	X	X
	Establishments with 100 to 249 employees	—	X	X	X
	Establishments with 250 to 499 employees	2	X	X	X
	Establishments with 500 to 999 employees	—	X	X	X
	Establishments with 1,000 employees or more	—	X	X	X
52229	Other nondepository credit intermediation				
	All establishments	67	f	D	D
	Establishments with 1 to 4 employees	27	X	X	X
	Establishments with 5 to 9 employees	15	X	X	X
	Establishments with 10 to 19 employees	10	X	X	X
	Establishments with 20 to 49 employees	11	X	X	X
	Establishments with 50 to 99 employees	4	X	X	X
	Establishments with 100 to 249 employees	—	X	X	X
	Establishments with 250 to 499 employees	—	X	X	X
	Establishments with 500 to 999 employees	—	X	X	X
	Establishments with 1,000 employees or more	—	X	X	X
522292	Real estate credit				
	All establishments	57	840	13 767	65 649
	Establishments with 1 to 4 employees	21	X	X	X
	Establishments with 5 to 9 employees	11	X	X	X
	Establishments with 10 to 19 employees	10	X	X	X
	Establishments with 20 to 49 employees	11	X	X	X
	Establishments with 50 to 99 employees	4	X	X	X
	Establishments with 100 to 249 employees	—	X	X	X
	Establishments with 250 to 499 employees	—	X	X	X
	Establishments with 500 to 999 employees	—	X	X	X
	Establishments with 1,000 employees or more	—	X	X	X
5223	Activities related to credit intermediation				
	All establishments	44	167	2 084	9 900
	Establishments with 1 to 4 employees	37	X	X	X
	Establishments with 5 to 9 employees	4	X	X	X
	Establishments with 10 to 19 employees	1	X	X	X
	Establishments with 20 to 49 employees	2	X	X	X
	Establishments with 50 to 99 employees	—	X	X	X
	Establishments with 100 to 249 employees	—	X	X	X
	Establishments with 250 to 499 employees	—	X	X	X
	Establishments with 500 to 999 employees	—	X	X	X
	Establishments with 1,000 employees or more	—	X	X	X
52239	Other activities related to credit intermediation				
	All establishments	22	105	1 337	6 566
	Establishments with 1 to 4 employees	18	X	X	X
	Establishments with 5 to 9 employees	2	X	X	X
	Establishments with 10 to 19 employees	1	X	X	X
	Establishments with 20 to 49 employees	1	X	X	X
	Establishments with 50 to 99 employees	—	X	X	X
	Establishments with 100 to 249 employees	—	X	X	X
	Establishments with 250 to 499 employees	—	X	X	X
	Establishments with 500 to 999 employees	—	X	X	X
	Establishments with 1,000 employees or more	—	X	X	X

See footnotes at end of table.

Table 5. Establishments, Employees, and Payroll by Industry and Employment Size of Establishments by County: 2004—Con.

[Excludes most government employees, railroad employees, and self-employed persons. Size class 1 to 4 employees includes establishments having payroll, but no employees, during mid-March pay period. For meaning of abbreviations and symbols, see introductory text. For explanation of terms, see Appendix A. For statement on reliability, see the note at the end of the table and Appendix C]

NAICS code	Geography, kind of business, and employment size class	Establishments (number)	Paid employees for pay period including March 12 (number)	First-quarter payroll (\$1,000)	Annual payroll (\$1,000)
UNION—Con.					
52	Finance and insurance—Con.				
522	Credit intermediation and related activities—Con.				
5223	Activities related to credit intermediation—Con.				
52239	Other activities related to credit intermediation—Con.				
522390	Other activities related to credit intermediation				
	All establishments	22	105	1 337	6 566
	Establishments with 1 to 4 employees	18	X	X	X
	Establishments with 5 to 9 employees	2	X	X	X
	Establishments with 10 to 19 employees	1	X	X	X
	Establishments with 20 to 49 employees	1	X	X	X
	Establishments with 50 to 99 employees	—	X	X	X
	Establishments with 100 to 249 employees	—	X	X	X
	Establishments with 250 to 499 employees	—	X	X	X
	Establishments with 500 to 999 employees	—	X	X	X
	Establishments with 1,000 employees or more	—	X	X	X
523	Securities, commodity contracts, other financial investments, and related activities				
	All establishments	176	g	D	D
	Establishments with 1 to 4 employees	138	X	X	X
	Establishments with 5 to 9 employees	16	X	X	X
	Establishments with 10 to 19 employees	9	X	X	X
	Establishments with 20 to 49 employees	9	X	X	X
	Establishments with 50 to 99 employees	1	X	X	X
	Establishments with 100 to 249 employees	3	X	X	X
	Establishments with 250 to 499 employees	—	X	X	X
	Establishments with 500 to 999 employees	—	X	X	X
	Establishments with 1,000 employees or more	—	X	X	X
5231	Securities and commodity contracts intermediation and brokerage				
	All establishments	92	598	18 683	97 531
	Establishments with 1 to 4 employees	71	X	X	X
	Establishments with 5 to 9 employees	8	X	X	X
	Establishments with 10 to 19 employees	4	X	X	X
	Establishments with 20 to 49 employees	7	X	X	X
	Establishments with 50 to 99 employees	1	X	X	X
	Establishments with 100 to 249 employees	1	X	X	X
	Establishments with 250 to 499 employees	—	X	X	X
	Establishments with 500 to 999 employees	—	X	X	X
	Establishments with 1,000 employees or more	—	X	X	X
52311	Investment banking and securities dealing				
	All establishments	46	279	7 677	57 606
	Establishments with 1 to 4 employees	39	X	X	X
	Establishments with 5 to 9 employees	1	X	X	X
	Establishments with 10 to 19 employees	2	X	X	X
	Establishments with 20 to 49 employees	3	X	X	X
	Establishments with 50 to 99 employees	—	X	X	X
	Establishments with 100 to 249 employees	1	X	X	X
	Establishments with 250 to 499 employees	—	X	X	X
	Establishments with 500 to 999 employees	—	X	X	X
	Establishments with 1,000 employees or more	—	X	X	X
523110	Investment banking and securities dealing				
	All establishments	46	279	7 677	57 606
	Establishments with 1 to 4 employees	39	X	X	X
	Establishments with 5 to 9 employees	1	X	X	X
	Establishments with 10 to 19 employees	2	X	X	X
	Establishments with 20 to 49 employees	3	X	X	X
	Establishments with 50 to 99 employees	—	X	X	X
	Establishments with 100 to 249 employees	1	X	X	X
	Establishments with 250 to 499 employees	—	X	X	X
	Establishments with 500 to 999 employees	—	X	X	X
	Establishments with 1,000 employees or more	—	X	X	X
52312	Securities brokerage				
	All establishments	44	e	D	D
	Establishments with 1 to 4 employees	30	X	X	X
	Establishments with 5 to 9 employees	7	X	X	X
	Establishments with 10 to 19 employees	2	X	X	X
	Establishments with 20 to 49 employees	4	X	X	X
	Establishments with 50 to 99 employees	1	X	X	X
	Establishments with 100 to 249 employees	—	X	X	X
	Establishments with 250 to 499 employees	—	X	X	X
	Establishments with 500 to 999 employees	—	X	X	X
	Establishments with 1,000 employees or more	—	X	X	X
523120	Securities brokerage				
	All establishments	44	e	D	D
	Establishments with 1 to 4 employees	30	X	X	X
	Establishments with 5 to 9 employees	7	X	X	X
	Establishments with 10 to 19 employees	2	X	X	X
	Establishments with 20 to 49 employees	4	X	X	X
	Establishments with 50 to 99 employees	1	X	X	X
	Establishments with 100 to 249 employees	—	X	X	X
	Establishments with 250 to 499 employees	—	X	X	X

See footnotes at end of table.

Table 5. Establishments, Employees, and Payroll by Industry and Employment Size of Establishments by County: 2004—Con.

[Excludes most government employees, railroad employees, and self-employed persons. Size class 1 to 4 employees includes establishments having payroll, but no employees, during mid-March pay period. For meaning of abbreviations and symbols, see introductory text. For explanation of terms, see Appendix A. For statement on reliability, see the note at the end of the table and Appendix C]

NAICS code	Geography, kind of business, and employment size class	Establishments (number)	Paid employees for pay period including March 12 (number)	First-quarter payroll (\$1,000)	Annual payroll (\$1,000)
52	UNION—Con.				
	Finance and insurance—Con.				
523	Securities, commodity contracts, other financial investments, and related activities—Con.				
5231	Securities and commodity contracts intermediation and brokerage—Con.				
52312	Securities brokerage—Con.				
523120	Securities brokerage—Con.				
	All establishments—Con.				
	Establishments with 500 to 999 employees.....	—	X	X	X
	Establishments with 1,000 employees or more.....	—	X	X	X
5239	Other financial investment activities				
	All establishments.....	84	f	D	D
	Establishments with 1 to 4 employees.....	67	X	X	X
	Establishments with 5 to 9 employees.....	8	X	X	X
	Establishments with 10 to 19 employees.....	5	X	X	X
	Establishments with 20 to 49 employees.....	2	X	X	X
	Establishments with 50 to 99 employees.....	—	X	X	X
	Establishments with 100 to 249 employees.....	2	X	X	X
	Establishments with 250 to 499 employees.....	—	X	X	X
	Establishments with 500 to 999 employees.....	—	X	X	X
	Establishments with 1,000 employees or more.....	—	X	X	X
52392	Portfolio management				
	All establishments.....	34	102	2 286	9 991
	Establishments with 1 to 4 employees.....	30	X	X	X
	Establishments with 5 to 9 employees.....	1	X	X	X
	Establishments with 10 to 19 employees.....	2	X	X	X
	Establishments with 20 to 49 employees.....	1	X	X	X
	Establishments with 50 to 99 employees.....	—	X	X	X
	Establishments with 100 to 249 employees.....	—	X	X	X
	Establishments with 250 to 499 employees.....	—	X	X	X
	Establishments with 500 to 999 employees.....	—	X	X	X
	Establishments with 1,000 employees or more.....	—	X	X	X
523920	Portfolio management				
	All establishments.....	34	102	2 286	9 991
	Establishments with 1 to 4 employees.....	30	X	X	X
	Establishments with 5 to 9 employees.....	1	X	X	X
	Establishments with 10 to 19 employees.....	2	X	X	X
	Establishments with 20 to 49 employees.....	1	X	X	X
	Establishments with 50 to 99 employees.....	—	X	X	X
	Establishments with 100 to 249 employees.....	—	X	X	X
	Establishments with 250 to 499 employees.....	—	X	X	X
	Establishments with 500 to 999 employees.....	—	X	X	X
	Establishments with 1,000 employees or more.....	—	X	X	X
52393	Investment advice				
	All establishments.....	35	133	13 105	22 844
	Establishments with 1 to 4 employees.....	27	X	X	X
	Establishments with 5 to 9 employees.....	5	X	X	X
	Establishments with 10 to 19 employees.....	2	X	X	X
	Establishments with 20 to 49 employees.....	1	X	X	X
	Establishments with 50 to 99 employees.....	—	X	X	X
	Establishments with 100 to 249 employees.....	—	X	X	X
	Establishments with 250 to 499 employees.....	—	X	X	X
	Establishments with 500 to 999 employees.....	—	X	X	X
	Establishments with 1,000 employees or more.....	—	X	X	X
523930	Investment advice				
	All establishments.....	35	133	13 105	22 844
	Establishments with 1 to 4 employees.....	27	X	X	X
	Establishments with 5 to 9 employees.....	5	X	X	X
	Establishments with 10 to 19 employees.....	2	X	X	X
	Establishments with 20 to 49 employees.....	1	X	X	X
	Establishments with 50 to 99 employees.....	—	X	X	X
	Establishments with 100 to 249 employees.....	—	X	X	X
	Establishments with 250 to 499 employees.....	—	X	X	X
	Establishments with 500 to 999 employees.....	—	X	X	X
	Establishments with 1,000 employees or more.....	—	X	X	X
52399	All other financial investment activities				
	All establishments.....	5	e	D	D
	Establishments with 1 to 4 employees.....	3	X	X	X
	Establishments with 5 to 9 employees.....	—	X	X	X
	Establishments with 10 to 19 employees.....	—	X	X	X
	Establishments with 20 to 49 employees.....	—	X	X	X
	Establishments with 50 to 99 employees.....	—	X	X	X
	Establishments with 100 to 249 employees.....	2	X	X	X
	Establishments with 250 to 499 employees.....	—	X	X	X
	Establishments with 500 to 999 employees.....	—	X	X	X
	Establishments with 1,000 employees or more.....	—	X	X	X

See footnotes at end of table.

Table 5. Establishments, Employees, and Payroll by Industry and Employment Size of Establishments by County: 2004—Con.

[Excludes most government employees, railroad employees, and self-employed persons. Size class 1 to 4 employees includes establishments having payroll, but no employees, during mid-March pay period. For meaning of abbreviations and symbols, see introductory text. For explanation of terms, see Appendix A. For statement on reliability, see the note at the end of the table and Appendix C]

NAICS code	Geography, kind of business, and employment size class	Establishments (number)	Paid employees for pay period including March 12 (number)	First-quarter payroll (\$1,000)	Annual payroll (\$1,000)
52	UNION—Con.				
	Finance and insurance—Con.				
523	Securities, commodity contracts, other financial investments, and related activities—Con.				
5239	Other financial investment activities—Con.				
52399	All other financial investment activities—Con.				
523991	Trust, fiduciary, and custody activities				
	All establishments	4	e	D	D
	Establishments with 1 to 4 employees	2	X	X	X
	Establishments with 5 to 9 employees	—	X	X	X
	Establishments with 10 to 19 employees	—	X	X	X
	Establishments with 20 to 49 employees	—	X	X	X
	Establishments with 50 to 99 employees	—	X	X	X
	Establishments with 100 to 249 employees	2	X	X	X
	Establishments with 250 to 499 employees	—	X	X	X
	Establishments with 500 to 999 employees	—	X	X	X
	Establishments with 1,000 employees or more	—	X	X	X
524	Insurance carriers and related activities				
	All establishments	275	3 377	51 145	211 809
	Establishments with 1 to 4 employees	138	X	X	X
	Establishments with 5 to 9 employees	64	X	X	X
	Establishments with 10 to 19 employees	35	X	X	X
	Establishments with 20 to 49 employees	25	X	X	X
	Establishments with 50 to 99 employees	7	X	X	X
	Establishments with 100 to 249 employees	5	X	X	X
	Establishments with 250 to 499 employees	1	X	X	X
	Establishments with 500 to 999 employees	—	X	X	X
	Establishments with 1,000 employees or more	—	X	X	X
5241	Insurance carriers				
	All establishments	57	1 515	23 563	96 258
	Establishments with 1 to 4 employees	26	X	X	X
	Establishments with 5 to 9 employees	10	X	X	X
	Establishments with 10 to 19 employees	4	X	X	X
	Establishments with 20 to 49 employees	9	X	X	X
	Establishments with 50 to 99 employees	4	X	X	X
	Establishments with 100 to 249 employees	3	X	X	X
	Establishments with 250 to 499 employees	1	X	X	X
	Establishments with 500 to 999 employees	—	X	X	X
	Establishments with 1,000 employees or more	—	X	X	X
52411	Direct life, health, and medical insurance carriers				
	All establishments	24	e	D	D
	Establishments with 1 to 4 employees	9	X	X	X
	Establishments with 5 to 9 employees	7	X	X	X
	Establishments with 10 to 19 employees	1	X	X	X
	Establishments with 20 to 49 employees	6	X	X	X
	Establishments with 50 to 99 employees	1	X	X	X
	Establishments with 100 to 249 employees	—	X	X	X
	Establishments with 250 to 499 employees	—	X	X	X
	Establishments with 500 to 999 employees	—	X	X	X
	Establishments with 1,000 employees or more	—	X	X	X
524113	Direct life insurance carriers				
	All establishments	21	292	6 442	21 834
	Establishments with 1 to 4 employees	7	X	X	X
	Establishments with 5 to 9 employees	7	X	X	X
	Establishments with 10 to 19 employees	1	X	X	X
	Establishments with 20 to 49 employees	5	X	X	X
	Establishments with 50 to 99 employees	1	X	X	X
	Establishments with 100 to 249 employees	—	X	X	X
	Establishments with 250 to 499 employees	—	X	X	X
	Establishments with 500 to 999 employees	—	X	X	X
	Establishments with 1,000 employees or more	—	X	X	X
52412	Direct insurance (except life, health, and medical) carriers				
	All establishments	31	1 169	15 950	69 738
	Establishments with 1 to 4 employees	17	X	X	X
	Establishments with 5 to 9 employees	2	X	X	X
	Establishments with 10 to 19 employees	2	X	X	X
	Establishments with 20 to 49 employees	3	X	X	X
	Establishments with 50 to 99 employees	3	X	X	X
	Establishments with 100 to 249 employees	3	X	X	X
	Establishments with 250 to 499 employees	1	X	X	X
	Establishments with 500 to 999 employees	—	X	X	X
	Establishments with 1,000 employees or more	—	X	X	X
524126	Direct property and casualty insurance carriers				
	All establishments	23	1 144	15 610	68 238
	Establishments with 1 to 4 employees	11	X	X	X
	Establishments with 5 to 9 employees	—	X	X	X
	Establishments with 10 to 19 employees	2	X	X	X
	Establishments with 20 to 49 employees	3	X	X	X
	Establishments with 50 to 99 employees	3	X	X	X
	Establishments with 100 to 249 employees	3	X	X	X
	Establishments with 250 to 499 employees	1	X	X	X

See footnotes at end of table.

Table 5. Establishments, Employees, and Payroll by Industry and Employment Size of Establishments by County: 2004—Con.

[Excludes most government employees, railroad employees, and self-employed persons. Size class 1 to 4 employees includes establishments having payroll, but no employees, during mid-March pay period. For meaning of abbreviations and symbols, see introductory text. For explanation of terms, see Appendix A. For statement on reliability, see the note at the end of the table and Appendix C]

NAICS code	Geography, kind of business, and employment size class	Establishments (number)	Paid employees for pay period including March 12 (number)	First-quarter payroll (\$1,000)	Annual payroll (\$1,000)
	UNION—Con.				
52	Finance and insurance—Con.				
524	Insurance carriers and related activities—Con.				
5241	Insurance carriers—Con.				
52412	Direct insurance (except life, health, and medical) carriers—Con.				
524126	Direct property and casualty insurance carriers—Con.				
	All establishments—Con.				
	Establishments with 500 to 999 employees	—	X	X	X
	Establishments with 1,000 employees or more	—	X	X	X
5242	Agencies, brokerages, and other insurance related activities				
	All establishments	218	1 862	27 582	115 551
	Establishments with 1 to 4 employees	112	X	X	X
	Establishments with 5 to 9 employees	54	X	X	X
	Establishments with 10 to 19 employees	31	X	X	X
	Establishments with 20 to 49 employees	16	X	X	X
	Establishments with 50 to 99 employees	3	X	X	X
	Establishments with 100 to 249 employees	2	X	X	X
	Establishments with 250 to 499 employees	—	X	X	X
	Establishments with 500 to 999 employees	—	X	X	X
	Establishments with 1,000 employees or more	—	X	X	X
52421	Insurance agencies and brokerages				
	All establishments	186	1 568	23 905	101 007
	Establishments with 1 to 4 employees	99	X	X	X
	Establishments with 5 to 9 employees	45	X	X	X
	Establishments with 10 to 19 employees	25	X	X	X
	Establishments with 20 to 49 employees	12	X	X	X
	Establishments with 50 to 99 employees	3	X	X	X
	Establishments with 100 to 249 employees	2	X	X	X
	Establishments with 250 to 499 employees	—	X	X	X
	Establishments with 500 to 999 employees	—	X	X	X
	Establishments with 1,000 employees or more	—	X	X	X
524210	Insurance agencies and brokerages				
	All establishments	186	1 568	23 905	101 007
	Establishments with 1 to 4 employees	99	X	X	X
	Establishments with 5 to 9 employees	45	X	X	X
	Establishments with 10 to 19 employees	25	X	X	X
	Establishments with 20 to 49 employees	12	X	X	X
	Establishments with 50 to 99 employees	3	X	X	X
	Establishments with 100 to 249 employees	2	X	X	X
	Establishments with 250 to 499 employees	—	X	X	X
	Establishments with 500 to 999 employees	—	X	X	X
	Establishments with 1,000 employees or more	—	X	X	X
52429	Other insurance related activities				
	All establishments	32	294	3 677	14 544
	Establishments with 1 to 4 employees	13	X	X	X
	Establishments with 5 to 9 employees	9	X	X	X
	Establishments with 10 to 19 employees	6	X	X	X
	Establishments with 20 to 49 employees	4	X	X	X
	Establishments with 50 to 99 employees	—	X	X	X
	Establishments with 100 to 249 employees	—	X	X	X
	Establishments with 250 to 499 employees	—	X	X	X
	Establishments with 500 to 999 employees	—	X	X	X
	Establishments with 1,000 employees or more	—	X	X	X
524291	Claims adjusting				
	All establishments	11	108	1 354	5 445
	Establishments with 1 to 4 employees	2	X	X	X
	Establishments with 5 to 9 employees	5	X	X	X
	Establishments with 10 to 19 employees	3	X	X	X
	Establishments with 20 to 49 employees	1	X	X	X
	Establishments with 50 to 99 employees	—	X	X	X
	Establishments with 100 to 249 employees	—	X	X	X
	Establishments with 250 to 499 employees	—	X	X	X
	Establishments with 500 to 999 employees	—	X	X	X
	Establishments with 1,000 employees or more	—	X	X	X
524292	Third party administration of insurance and pension funds/plans				
	All establishments	13	153	1 869	7 130
	Establishments with 1 to 4 employees	6	X	X	X
	Establishments with 5 to 9 employees	1	X	X	X
	Establishments with 10 to 19 employees	3	X	X	X
	Establishments with 20 to 49 employees	3	X	X	X
	Establishments with 50 to 99 employees	—	X	X	X
	Establishments with 100 to 249 employees	—	X	X	X
	Establishments with 250 to 499 employees	—	X	X	X
	Establishments with 500 to 999 employees	—	X	X	X
	Establishments with 1,000 employees or more	—	X	X	X

See footnotes at end of table.

Table 5. Establishments, Employees, and Payroll by Industry and Employment Size of Establishments by County: 2004—Con.

[Excludes most government employees, railroad employees, and self-employed persons. Size class 1 to 4 employees includes establishments having payroll, but no employees, during mid-March pay period. For meaning of abbreviations and symbols, see introductory text. For explanation of terms, see Appendix A. For statement on reliability, see the note at the end of the table and Appendix C]

NAICS code	Geography, kind of business, and employment size class	Establishments (number)	Paid employees for pay period including March 12 (number)	First-quarter payroll (\$1,000)	Annual payroll (\$1,000)
	UNION—Con.				
52	Finance and insurance—Con.				
525	Funds, trusts, and other financial vehicles (part)				
	All establishments	6	e	D	D
	Establishments with 1 to 4 employees	4	X	X	X
	Establishments with 5 to 9 employees	—	X	X	X
	Establishments with 10 to 19 employees	1	X	X	X
	Establishments with 20 to 49 employees	—	X	X	X
	Establishments with 50 to 99 employees	—	X	X	X
	Establishments with 100 to 249 employees	—	X	X	X
	Establishments with 250 to 499 employees	1	X	X	X
	Establishments with 500 to 999 employees	—	X	X	X
	Establishments with 1,000 employees or more	—	X	X	X
5259	Other investment pools and funds (part)				
	All establishments	6	e	D	D
	Establishments with 1 to 4 employees	4	X	X	X
	Establishments with 5 to 9 employees	—	X	X	X
	Establishments with 10 to 19 employees	1	X	X	X
	Establishments with 20 to 49 employees	—	X	X	X
	Establishments with 50 to 99 employees	—	X	X	X
	Establishments with 100 to 249 employees	—	X	X	X
	Establishments with 250 to 499 employees	1	X	X	X
	Establishments with 500 to 999 employees	—	X	X	X
	Establishments with 1,000 employees or more	—	X	X	X
52593	Real Estate Investment Trusts - REITs				
	All establishments	3	e	D	D
	Establishments with 1 to 4 employees	1	X	X	X
	Establishments with 5 to 9 employees	—	X	X	X
	Establishments with 10 to 19 employees	1	X	X	X
	Establishments with 20 to 49 employees	—	X	X	X
	Establishments with 50 to 99 employees	—	X	X	X
	Establishments with 100 to 249 employees	—	X	X	X
	Establishments with 250 to 499 employees	1	X	X	X
	Establishments with 500 to 999 employees	—	X	X	X
	Establishments with 1,000 employees or more	—	X	X	X
525930	Real Estate Investment Trusts - REITs				
	All establishments	3	e	D	D
	Establishments with 1 to 4 employees	1	X	X	X
	Establishments with 5 to 9 employees	—	X	X	X
	Establishments with 10 to 19 employees	1	X	X	X
	Establishments with 20 to 49 employees	—	X	X	X
	Establishments with 50 to 99 employees	—	X	X	X
	Establishments with 100 to 249 employees	—	X	X	X
	Establishments with 250 to 499 employees	1	X	X	X
	Establishments with 500 to 999 employees	—	X	X	X
	Establishments with 1,000 employees or more	—	X	X	X
53	Real estate and rental and leasing				
	All establishments	592	3 487	30 529	132 808
	Establishments with 1 to 4 employees	399	X	X	X
	Establishments with 5 to 9 employees	104	X	X	X
	Establishments with 10 to 19 employees	58	X	X	X
	Establishments with 20 to 49 employees	25	X	X	X
	Establishments with 50 to 99 employees	3	X	X	X
	Establishments with 100 to 249 employees	3	X	X	X
	Establishments with 250 to 499 employees	—	X	X	X
	Establishments with 500 to 999 employees	—	X	X	X
	Establishments with 1,000 employees or more	—	X	X	X
531	Real estate				
	All establishments	504	2 610	21 067	96 588
	Establishments with 1 to 4 employees	364	X	X	X
	Establishments with 5 to 9 employees	80	X	X	X
	Establishments with 10 to 19 employees	37	X	X	X
	Establishments with 20 to 49 employees	18	X	X	X
	Establishments with 50 to 99 employees	3	X	X	X
	Establishments with 100 to 249 employees	2	X	X	X
	Establishments with 250 to 499 employees	—	X	X	X
	Establishments with 500 to 999 employees	—	X	X	X
	Establishments with 1,000 employees or more	—	X	X	X
5311	Lessors of real estate				
	All establishments	281	1 517	10 675	48 433
	Establishments with 1 to 4 employees	203	X	X	X
	Establishments with 5 to 9 employees	46	X	X	X
	Establishments with 10 to 19 employees	17	X	X	X
	Establishments with 20 to 49 employees	13	X	X	X
	Establishments with 50 to 99 employees	—	X	X	X
	Establishments with 100 to 249 employees	2	X	X	X
	Establishments with 250 to 499 employees	—	X	X	X
	Establishments with 500 to 999 employees	—	X	X	X
	Establishments with 1,000 employees or more	—	X	X	X

See footnotes at end of table.

Table 5. Establishments, Employees, and Payroll by Industry and Employment Size of Establishments by County: 2004—Con.

[Excludes most government employees, railroad employees, and self-employed persons. Size class 1 to 4 employees includes establishments having payroll, but no employees, during mid-March pay period. For meaning of abbreviations and symbols, see introductory text. For explanation of terms, see Appendix A. For statement on reliability, see the note at the end of the table and Appendix C]

NAICS code	Geography, kind of business, and employment size class	Establishments (number)	Paid employees for pay period including March 12 (number)	First-quarter payroll (\$1,000)	Annual payroll (\$1,000)
53	UNION—Con.				
531	Real estate and rental and leasing—Con.				
5311	Real estate—Con.				
53111	Lessors of real estate—Con.				
531111	Lessors of residential buildings and dwellings				
	All establishments	183	1 099	6 769	29 178
	Establishments with 1 to 4 employees	122	X	X	X
	Establishments with 5 to 9 employees	37	X	X	X
	Establishments with 10 to 19 employees	12	X	X	X
	Establishments with 20 to 49 employees	11	X	X	X
	Establishments with 50 to 99 employees	—	X	X	X
	Establishments with 100 to 249 employees	1	X	X	X
	Establishments with 250 to 499 employees	—	X	X	X
	Establishments with 500 to 999 employees	—	X	X	X
	Establishments with 1,000 employees or more	—	X	X	X
531110	Lessors of residential buildings and dwellings				
	All establishments	183	1 099	6 769	29 178
	Establishments with 1 to 4 employees	122	X	X	X
	Establishments with 5 to 9 employees	37	X	X	X
	Establishments with 10 to 19 employees	12	X	X	X
	Establishments with 20 to 49 employees	11	X	X	X
	Establishments with 50 to 99 employees	—	X	X	X
	Establishments with 100 to 249 employees	1	X	X	X
	Establishments with 250 to 499 employees	—	X	X	X
	Establishments with 500 to 999 employees	—	X	X	X
	Establishments with 1,000 employees or more	—	X	X	X
53112	Lessors of nonresidential buildings (except miniwarehouses)				
	All establishments	68	196	1 989	10 319
	Establishments with 1 to 4 employees	56	X	X	X
	Establishments with 5 to 9 employees	7	X	X	X
	Establishments with 10 to 19 employees	5	X	X	X
	Establishments with 20 to 49 employees	—	X	X	X
	Establishments with 50 to 99 employees	—	X	X	X
	Establishments with 100 to 249 employees	—	X	X	X
	Establishments with 250 to 499 employees	—	X	X	X
	Establishments with 500 to 999 employees	—	X	X	X
	Establishments with 1,000 employees or more	—	X	X	X
531120	Lessors of nonresidential buildings (except miniwarehouses)				
	All establishments	68	196	1 989	10 319
	Establishments with 1 to 4 employees	56	X	X	X
	Establishments with 5 to 9 employees	7	X	X	X
	Establishments with 10 to 19 employees	5	X	X	X
	Establishments with 20 to 49 employees	—	X	X	X
	Establishments with 50 to 99 employees	—	X	X	X
	Establishments with 100 to 249 employees	—	X	X	X
	Establishments with 250 to 499 employees	—	X	X	X
	Establishments with 500 to 999 employees	—	X	X	X
	Establishments with 1,000 employees or more	—	X	X	X
53119	Lessors of other real estate property				
	All establishments	15	153	1 448	6 967
	Establishments with 1 to 4 employees	13	X	X	X
	Establishments with 5 to 9 employees	—	X	X	X
	Establishments with 10 to 19 employees	—	X	X	X
	Establishments with 20 to 49 employees	1	X	X	X
	Establishments with 50 to 99 employees	—	X	X	X
	Establishments with 100 to 249 employees	1	X	X	X
	Establishments with 250 to 499 employees	—	X	X	X
	Establishments with 500 to 999 employees	—	X	X	X
	Establishments with 1,000 employees or more	—	X	X	X
531190	Lessors of other real estate property				
	All establishments	15	153	1 448	6 967
	Establishments with 1 to 4 employees	13	X	X	X
	Establishments with 5 to 9 employees	—	X	X	X
	Establishments with 10 to 19 employees	—	X	X	X
	Establishments with 20 to 49 employees	1	X	X	X
	Establishments with 50 to 99 employees	—	X	X	X
	Establishments with 100 to 249 employees	1	X	X	X
	Establishments with 250 to 499 employees	—	X	X	X
	Establishments with 500 to 999 employees	—	X	X	X
	Establishments with 1,000 employees or more	—	X	X	X
5312	Offices of real estate agents and brokers				
	All establishments	121	477	4 032	19 737
	Establishments with 1 to 4 employees	89	X	X	X
	Establishments with 5 to 9 employees	21	X	X	X
	Establishments with 10 to 19 employees	9	X	X	X
	Establishments with 20 to 49 employees	1	X	X	X
	Establishments with 50 to 99 employees	1	X	X	X
	Establishments with 100 to 249 employees	—	X	X	X
	Establishments with 250 to 499 employees	—	X	X	X
	Establishments with 500 to 999 employees	—	X	X	X
	Establishments with 1,000 employees or more	—	X	X	X

See footnotes at end of table.

Table 5. Establishments, Employees, and Payroll by Industry and Employment Size of Establishments by County: 2004—Con.

[Excludes most government employees, railroad employees, and self-employed persons. Size class 1 to 4 employees includes establishments having payroll, but no employees, during mid-March pay period. For meaning of abbreviations and symbols, see introductory text. For explanation of terms, see Appendix A. For statement on reliability, see the note at the end of the table and Appendix C]

NAICS code	Geography, kind of business, and employment size class	Establishments (number)	Paid employees for pay period including March 12 (number)	First-quarter payroll (\$1,000)	Annual payroll (\$1,000)
53	UNION—Con.				
	Real estate and rental and leasing—Con.				
531	Real estate—Con.				
5312	Offices of real estate agents and brokers—Con.				
53121	Offices of real estate agents and brokers				
	All establishments	121	477	4 032	19 737
	Establishments with 1 to 4 employees	89	X	X	X
	Establishments with 5 to 9 employees	21	X	X	X
	Establishments with 10 to 19 employees	9	X	X	X
	Establishments with 20 to 49 employees	1	X	X	X
	Establishments with 50 to 99 employees	1	X	X	X
	Establishments with 100 to 249 employees	—	X	X	X
	Establishments with 250 to 499 employees	—	X	X	X
	Establishments with 500 to 999 employees	—	X	X	X
	Establishments with 1,000 employees or more	—	X	X	X
531210	Offices of real estate agents and brokers				
	All establishments	121	477	4 032	19 737
	Establishments with 1 to 4 employees	89	X	X	X
	Establishments with 5 to 9 employees	21	X	X	X
	Establishments with 10 to 19 employees	9	X	X	X
	Establishments with 20 to 49 employees	1	X	X	X
	Establishments with 50 to 99 employees	1	X	X	X
	Establishments with 100 to 249 employees	—	X	X	X
	Establishments with 250 to 499 employees	—	X	X	X
	Establishments with 500 to 999 employees	—	X	X	X
	Establishments with 1,000 employees or more	—	X	X	X
5313	Activities related to real estate				
	All establishments	102	616	6 360	28 418
	Establishments with 1 to 4 employees	72	X	X	X
	Establishments with 5 to 9 employees	13	X	X	X
	Establishments with 10 to 19 employees	11	X	X	X
	Establishments with 20 to 49 employees	4	X	X	X
	Establishments with 50 to 99 employees	2	X	X	X
	Establishments with 100 to 249 employees	—	X	X	X
	Establishments with 250 to 499 employees	—	X	X	X
	Establishments with 500 to 999 employees	—	X	X	X
	Establishments with 1,000 employees or more	—	X	X	X
53131	Real estate property managers				
	All establishments	63	484	4 919	21 211
	Establishments with 1 to 4 employees	42	X	X	X
	Establishments with 5 to 9 employees	7	X	X	X
	Establishments with 10 to 19 employees	9	X	X	X
	Establishments with 20 to 49 employees	3	X	X	X
	Establishments with 50 to 99 employees	2	X	X	X
	Establishments with 100 to 249 employees	—	X	X	X
	Establishments with 250 to 499 employees	—	X	X	X
	Establishments with 500 to 999 employees	—	X	X	X
	Establishments with 1,000 employees or more	—	X	X	X
531311	Residential property managers				
	All establishments	35	297	2 213	9 786
	Establishments with 1 to 4 employees	23	X	X	X
	Establishments with 5 to 9 employees	6	X	X	X
	Establishments with 10 to 19 employees	6	X	X	X
	Establishments with 20 to 49 employees	2	X	X	X
	Establishments with 50 to 99 employees	1	X	X	X
	Establishments with 100 to 249 employees	—	X	X	X
	Establishments with 250 to 499 employees	—	X	X	X
	Establishments with 500 to 999 employees	—	X	X	X
	Establishments with 1,000 employees or more	—	X	X	X
531312	Nonresidential property managers				
	All establishments	28	187	2 706	11 425
	Establishments with 1 to 4 employees	19	X	X	X
	Establishments with 5 to 9 employees	4	X	X	X
	Establishments with 10 to 19 employees	3	X	X	X
	Establishments with 20 to 49 employees	1	X	X	X
	Establishments with 50 to 99 employees	1	X	X	X
	Establishments with 100 to 249 employees	—	X	X	X
	Establishments with 250 to 499 employees	—	X	X	X
	Establishments with 500 to 999 employees	—	X	X	X
	Establishments with 1,000 employees or more	—	X	X	X
532	Rental and leasing services				
	All establishments	84	f	D	D
	Establishments with 1 to 4 employees	32	X	X	X
	Establishments with 5 to 9 employees	24	X	X	X
	Establishments with 10 to 19 employees	21	X	X	X
	Establishments with 20 to 49 employees	6	X	X	X
	Establishments with 50 to 99 employees	—	X	X	X
	Establishments with 100 to 249 employees	1	X	X	X
	Establishments with 250 to 499 employees	—	X	X	X
	Establishments with 500 to 999 employees	—	X	X	X
	Establishments with 1,000 employees or more	—	X	X	X

See footnotes at end of table.

Table 5. Establishments, Employees, and Payroll by Industry and Employment Size of Establishments by County: 2004—Con.

[Excludes most government employees, railroad employees, and self-employed persons. Size class 1 to 4 employees includes establishments having payroll, but no employees, during mid-March pay period. For meaning of abbreviations and symbols, see introductory text. For explanation of terms, see Appendix A. For statement on reliability, see the note at the end of the table and Appendix C]

NAICS code	Geography, kind of business, and employment size class	Establishments (number)	Paid employees for pay period including March 12 (number)	First-quarter payroll (\$1,000)	Annual payroll (\$1,000)
UNION—Con.					
53	Real estate and rental and leasing—Con.				
532	Rental and leasing services—Con.				
5321	Automotive equipment rental and leasing				
	All establishments	21	152	1 806	6 734
	Establishments with 1 to 4 employees	9	X	X	X
	Establishments with 5 to 9 employees	8	X	X	X
	Establishments with 10 to 19 employees	2	X	X	X
	Establishments with 20 to 49 employees	2	X	X	X
	Establishments with 50 to 99 employees	—	X	X	X
	Establishments with 100 to 249 employees	—	X	X	X
	Establishments with 250 to 499 employees	—	X	X	X
	Establishments with 500 to 999 employees	—	X	X	X
	Establishments with 1,000 employees or more	—	X	X	X
53212	Truck, utility trailer, and RV (recreational vehicle) rental and leasing				
	All establishments	13	104	1 417	5 001
	Establishments with 1 to 4 employees	6	X	X	X
	Establishments with 5 to 9 employees	4	X	X	X
	Establishments with 10 to 19 employees	1	X	X	X
	Establishments with 20 to 49 employees	2	X	X	X
	Establishments with 50 to 99 employees	—	X	X	X
	Establishments with 100 to 249 employees	—	X	X	X
	Establishments with 250 to 499 employees	—	X	X	X
	Establishments with 500 to 999 employees	—	X	X	X
	Establishments with 1,000 employees or more	—	X	X	X
532120	Truck, utility trailer, and RV (recreational vehicle) rental and leasing				
	All establishments	13	104	1 417	5 001
	Establishments with 1 to 4 employees	6	X	X	X
	Establishments with 5 to 9 employees	4	X	X	X
	Establishments with 10 to 19 employees	1	X	X	X
	Establishments with 20 to 49 employees	2	X	X	X
	Establishments with 50 to 99 employees	—	X	X	X
	Establishments with 100 to 249 employees	—	X	X	X
	Establishments with 250 to 499 employees	—	X	X	X
	Establishments with 500 to 999 employees	—	X	X	X
	Establishments with 1,000 employees or more	—	X	X	X
5322	Consumer goods rental				
	All establishments	37	399	1 951	8 207
	Establishments with 1 to 4 employees	13	X	X	X
	Establishments with 5 to 9 employees	12	X	X	X
	Establishments with 10 to 19 employees	10	X	X	X
	Establishments with 20 to 49 employees	1	X	X	X
	Establishments with 50 to 99 employees	—	X	X	X
	Establishments with 100 to 249 employees	1	X	X	X
	Establishments with 250 to 499 employees	—	X	X	X
	Establishments with 500 to 999 employees	—	X	X	X
	Establishments with 1,000 employees or more	—	X	X	X
53222	Formal wear and costume rental				
	All establishments	5	c	D	D
	Establishments with 1 to 4 employees	3	X	X	X
	Establishments with 5 to 9 employees	1	X	X	X
	Establishments with 10 to 19 employees	—	X	X	X
	Establishments with 20 to 49 employees	—	X	X	X
	Establishments with 50 to 99 employees	—	X	X	X
	Establishments with 100 to 249 employees	1	X	X	X
	Establishments with 250 to 499 employees	—	X	X	X
	Establishments with 500 to 999 employees	—	X	X	X
	Establishments with 1,000 employees or more	—	X	X	X
532220	Formal wear and costume rental				
	All establishments	5	c	D	D
	Establishments with 1 to 4 employees	3	X	X	X
	Establishments with 5 to 9 employees	1	X	X	X
	Establishments with 10 to 19 employees	—	X	X	X
	Establishments with 20 to 49 employees	—	X	X	X
	Establishments with 50 to 99 employees	—	X	X	X
	Establishments with 100 to 249 employees	1	X	X	X
	Establishments with 250 to 499 employees	—	X	X	X
	Establishments with 500 to 999 employees	—	X	X	X
	Establishments with 1,000 employees or more	—	X	X	X
53223	Video tape and disc rental				
	All establishments	22	197	658	2 594
	Establishments with 1 to 4 employees	6	X	X	X
	Establishments with 5 to 9 employees	5	X	X	X
	Establishments with 10 to 19 employees	10	X	X	X
	Establishments with 20 to 49 employees	1	X	X	X
	Establishments with 50 to 99 employees	—	X	X	X
	Establishments with 100 to 249 employees	—	X	X	X
	Establishments with 250 to 499 employees	—	X	X	X
	Establishments with 500 to 999 employees	—	X	X	X
	Establishments with 1,000 employees or more	—	X	X	X

See footnotes at end of table.

Table 5. Establishments, Employees, and Payroll by Industry and Employment Size of Establishments by County: 2004—Con.

[Excludes most government employees, railroad employees, and self-employed persons. Size class 1 to 4 employees includes establishments having payroll, but no employees, during mid-March pay period. For meaning of abbreviations and symbols, see introductory text. For explanation of terms, see Appendix A. For statement on reliability, see the note at the end of the table and Appendix C]

NAICS code	Geography, kind of business, and employment size class	Establishments (number)	Paid employees for pay period including March 12 (number)	First-quarter payroll (\$1,000)	Annual payroll (\$1,000)
	UNION—Con.				
53	Real estate and rental and leasing—Con.				
532	Rental and leasing services—Con.				
5322	Consumer goods rental—Con.				
53223	Video tape and disc rental—Con.				
532230	Video tape and disc rental				
	All establishments	22	197	658	2 594
	Establishments with 1 to 4 employees	6	X	X	X
	Establishments with 5 to 9 employees	5	X	X	X
	Establishments with 10 to 19 employees	10	X	X	X
	Establishments with 20 to 49 employees	1	X	X	X
	Establishments with 50 to 99 employees	—	X	X	X
	Establishments with 100 to 249 employees	—	X	X	X
	Establishments with 250 to 499 employees	—	X	X	X
	Establishments with 500 to 999 employees	—	X	X	X
	Establishments with 1,000 employees or more	—	X	X	X
5324	Commercial and industrial machinery and equipment rental and leasing				
	All establishments	24	275	4 278	16 229
	Establishments with 1 to 4 employees	10	X	X	X
	Establishments with 5 to 9 employees	3	X	X	X
	Establishments with 10 to 19 employees	8	X	X	X
	Establishments with 20 to 49 employees	3	X	X	X
	Establishments with 50 to 99 employees	—	X	X	X
	Establishments with 100 to 249 employees	—	X	X	X
	Establishments with 250 to 499 employees	—	X	X	X
	Establishments with 500 to 999 employees	—	X	X	X
	Establishments with 1,000 employees or more	—	X	X	X
53249	Other commercial and industrial machinery and equipment rental and leasing				
	All establishments	13	161	3 127	11 186
	Establishments with 1 to 4 employees	6	X	X	X
	Establishments with 5 to 9 employees	2	X	X	X
	Establishments with 10 to 19 employees	3	X	X	X
	Establishments with 20 to 49 employees	2	X	X	X
	Establishments with 50 to 99 employees	—	X	X	X
	Establishments with 100 to 249 employees	—	X	X	X
	Establishments with 250 to 499 employees	—	X	X	X
	Establishments with 500 to 999 employees	—	X	X	X
	Establishments with 1,000 employees or more	—	X	X	X
532490	Other commercial and industrial machinery and equipment rental and leasing				
	All establishments	13	161	3 127	11 186
	Establishments with 1 to 4 employees	6	X	X	X
	Establishments with 5 to 9 employees	2	X	X	X
	Establishments with 10 to 19 employees	3	X	X	X
	Establishments with 20 to 49 employees	2	X	X	X
	Establishments with 50 to 99 employees	—	X	X	X
	Establishments with 100 to 249 employees	—	X	X	X
	Establishments with 250 to 499 employees	—	X	X	X
	Establishments with 500 to 999 employees	—	X	X	X
	Establishments with 1,000 employees or more	—	X	X	X
54	Professional, scientific, and technical services				
	All establishments	1 642	24 468	428 384	1 627 379
	Establishments with 1 to 4 employees	1 115	X	X	X
	Establishments with 5 to 9 employees	251	X	X	X
	Establishments with 10 to 19 employees	142	X	X	X
	Establishments with 20 to 49 employees	77	X	X	X
	Establishments with 50 to 99 employees	26	X	X	X
	Establishments with 100 to 249 employees	22	X	X	X
	Establishments with 250 to 499 employees	3	X	X	X
	Establishments with 500 to 999 employees	4	X	X	X
	Establishments with 1,000 employees or more	2	X	X	X
541	Professional, scientific, and technical services				
	All establishments	1 642	24 468	428 384	1 627 379
	Establishments with 1 to 4 employees	1 115	X	X	X
	Establishments with 5 to 9 employees	251	X	X	X
	Establishments with 10 to 19 employees	142	X	X	X
	Establishments with 20 to 49 employees	77	X	X	X
	Establishments with 50 to 99 employees	26	X	X	X
	Establishments with 100 to 249 employees	22	X	X	X
	Establishments with 250 to 499 employees	3	X	X	X
	Establishments with 500 to 999 employees	4	X	X	X
	Establishments with 1,000 employees or more	2	X	X	X
5411	Legal services				

See footnotes at end of table.

Table 5. Establishments, Employees, and Payroll by Industry and Employment Size of Establishments by County: 2004—Con.

[Excludes most government employees, railroad employees, and self-employed persons. Size class 1 to 4 employees includes establishments having payroll, but no employees, during mid-March pay period. For meaning of abbreviations and symbols, see introductory text. For explanation of terms, see Appendix A. For statement on reliability, see the note at the end of the table and Appendix C]

NAICS code	Geography, kind of business, and employment size class	Establishments (number)	Paid employees for pay period including March 12 (number)	First-quarter payroll (\$1,000)	Annual payroll (\$1,000)
	UNION—Con.				
54	Professional, scientific, and technical services—Con.				
541	Professional, scientific, and technical services—Con.				
5411	Legal services—Con.				
	All establishments	419	2 464	29 694	138 573
	Establishments with 1 to 4 employees	282	X	X	X
	Establishments with 5 to 9 employees	78	X	X	X
	Establishments with 10 to 19 employees	41	X	X	X
	Establishments with 20 to 49 employees	13	X	X	X
	Establishments with 50 to 99 employees	2	X	X	X
	Establishments with 100 to 249 employees	3	X	X	X
	Establishments with 250 to 499 employees	—	X	X	X
	Establishments with 500 to 999 employees	—	X	X	X
	Establishments with 1,000 employees or more	—	X	X	X
54111	Offices of lawyers				
	All establishments	390	2 213	26 735	125 280
	Establishments with 1 to 4 employees	267	X	X	X
	Establishments with 5 to 9 employees	71	X	X	X
	Establishments with 10 to 19 employees	37	X	X	X
	Establishments with 20 to 49 employees	10	X	X	X
	Establishments with 50 to 99 employees	2	X	X	X
	Establishments with 100 to 249 employees	3	X	X	X
	Establishments with 250 to 499 employees	—	X	X	X
	Establishments with 500 to 999 employees	—	X	X	X
	Establishments with 1,000 employees or more	—	X	X	X
541110	Offices of lawyers				
	All establishments	390	2 213	26 735	125 280
	Establishments with 1 to 4 employees	267	X	X	X
	Establishments with 5 to 9 employees	71	X	X	X
	Establishments with 10 to 19 employees	37	X	X	X
	Establishments with 20 to 49 employees	10	X	X	X
	Establishments with 50 to 99 employees	2	X	X	X
	Establishments with 100 to 249 employees	3	X	X	X
	Establishments with 250 to 499 employees	—	X	X	X
	Establishments with 500 to 999 employees	—	X	X	X
	Establishments with 1,000 employees or more	—	X	X	X
54119	Other legal services				
	All establishments	29	251	2 959	13 293
	Establishments with 1 to 4 employees	15	X	X	X
	Establishments with 5 to 9 employees	7	X	X	X
	Establishments with 10 to 19 employees	4	X	X	X
	Establishments with 20 to 49 employees	3	X	X	X
	Establishments with 50 to 99 employees	—	X	X	X
	Establishments with 100 to 249 employees	—	X	X	X
	Establishments with 250 to 499 employees	—	X	X	X
	Establishments with 500 to 999 employees	—	X	X	X
	Establishments with 1,000 employees or more	—	X	X	X
541191	Title abstract and settlement offices				
	All establishments	21	144	2 133	9 320
	Establishments with 1 to 4 employees	10	X	X	X
	Establishments with 5 to 9 employees	7	X	X	X
	Establishments with 10 to 19 employees	3	X	X	X
	Establishments with 20 to 49 employees	1	X	X	X
	Establishments with 50 to 99 employees	—	X	X	X
	Establishments with 100 to 249 employees	—	X	X	X
	Establishments with 250 to 499 employees	—	X	X	X
	Establishments with 500 to 999 employees	—	X	X	X
	Establishments with 1,000 employees or more	—	X	X	X
541199	All other legal services				
	All establishments	8	107	826	3 973
	Establishments with 1 to 4 employees	5	X	X	X
	Establishments with 5 to 9 employees	—	X	X	X
	Establishments with 10 to 19 employees	1	X	X	X
	Establishments with 20 to 49 employees	2	X	X	X
	Establishments with 50 to 99 employees	—	X	X	X
	Establishments with 100 to 249 employees	—	X	X	X
	Establishments with 250 to 499 employees	—	X	X	X
	Establishments with 500 to 999 employees	—	X	X	X
	Establishments with 1,000 employees or more	—	X	X	X
5412	Accounting, tax preparation, bookkeeping, and payroll services				
	All establishments	221	1 685	16 743	72 151
	Establishments with 1 to 4 employees	143	X	X	X
	Establishments with 5 to 9 employees	42	X	X	X
	Establishments with 10 to 19 employees	20	X	X	X
	Establishments with 20 to 49 employees	9	X	X	X
	Establishments with 50 to 99 employees	4	X	X	X
	Establishments with 100 to 249 employees	3	X	X	X
	Establishments with 250 to 499 employees	—	X	X	X
	Establishments with 500 to 999 employees	—	X	X	X
	Establishments with 1,000 employees or more	—	X	X	X

See footnotes at end of table.

Table 5. Establishments, Employees, and Payroll by Industry and Employment Size of Establishments by County: 2004—Con.

[Excludes most government employees, railroad employees, and self-employed persons. Size class 1 to 4 employees includes establishments having payroll, but no employees, during mid-March pay period. For meaning of abbreviations and symbols, see introductory text. For explanation of terms, see Appendix A. For statement on reliability, see the note at the end of the table and Appendix C]

NAICS code	Geography, kind of business, and employment size class	Establishments (number)	Paid employees for pay period including March 12 (number)	First-quarter payroll (\$1,000)	Annual payroll (\$1,000)
	UNION—Con.				
54	Professional, scientific, and technical services—Con.				
541	Professional, scientific, and technical services—Con.				
5412	Accounting, tax preparation, bookkeeping, and payroll services—Con.				
54121	Accounting, tax preparation, bookkeeping, and payroll services				
	All establishments	221	1 685	16 743	72 151
	Establishments with 1 to 4 employees	143	X	X	X
	Establishments with 5 to 9 employees	42	X	X	X
	Establishments with 10 to 19 employees	20	X	X	X
	Establishments with 20 to 49 employees	9	X	X	X
	Establishments with 50 to 99 employees	4	X	X	X
	Establishments with 100 to 249 employees	3	X	X	X
	Establishments with 250 to 499 employees	—	X	X	X
	Establishments with 500 to 999 employees	—	X	X	X
	Establishments with 1,000 employees or more	—	X	X	X
541211	Offices of certified public accountants				
	All establishments	129	798	10 216	43 151
	Establishments with 1 to 4 employees	82	X	X	X
	Establishments with 5 to 9 employees	31	X	X	X
	Establishments with 10 to 19 employees	9	X	X	X
	Establishments with 20 to 49 employees	5	X	X	X
	Establishments with 50 to 99 employees	1	X	X	X
	Establishments with 100 to 249 employees	1	X	X	X
	Establishments with 250 to 499 employees	—	X	X	X
	Establishments with 500 to 999 employees	—	X	X	X
	Establishments with 1,000 employees or more	—	X	X	X
541213	Tax preparation services				
	All establishments	31	223	613	1 908
	Establishments with 1 to 4 employees	18	X	X	X
	Establishments with 5 to 9 employees	4	X	X	X
	Establishments with 10 to 19 employees	7	X	X	X
	Establishments with 20 to 49 employees	2	X	X	X
	Establishments with 50 to 99 employees	—	X	X	X
	Establishments with 100 to 249 employees	—	X	X	X
	Establishments with 250 to 499 employees	—	X	X	X
	Establishments with 500 to 999 employees	—	X	X	X
	Establishments with 1,000 employees or more	—	X	X	X
541214	Payroll services				
	All establishments	9	273	2 507	13 127
	Establishments with 1 to 4 employees	5	X	X	X
	Establishments with 5 to 9 employees	—	X	X	X
	Establishments with 10 to 19 employees	—	X	X	X
	Establishments with 20 to 49 employees	1	X	X	X
	Establishments with 50 to 99 employees	2	X	X	X
	Establishments with 100 to 249 employees	1	X	X	X
	Establishments with 250 to 499 employees	—	X	X	X
	Establishments with 500 to 999 employees	—	X	X	X
	Establishments with 1,000 employees or more	—	X	X	X
541219	Other accounting services				
	All establishments	52	391	3 407	13 965
	Establishments with 1 to 4 employees	38	X	X	X
	Establishments with 5 to 9 employees	7	X	X	X
	Establishments with 10 to 19 employees	4	X	X	X
	Establishments with 20 to 49 employees	1	X	X	X
	Establishments with 50 to 99 employees	1	X	X	X
	Establishments with 100 to 249 employees	1	X	X	X
	Establishments with 250 to 499 employees	—	X	X	X
	Establishments with 500 to 999 employees	—	X	X	X
	Establishments with 1,000 employees or more	—	X	X	X
5413	Architectural, engineering, and related services				
	All establishments	173	1 997	25 457	116 522
	Establishments with 1 to 4 employees	94	X	X	X
	Establishments with 5 to 9 employees	33	X	X	X
	Establishments with 10 to 19 employees	23	X	X	X
	Establishments with 20 to 49 employees	15	X	X	X
	Establishments with 50 to 99 employees	5	X	X	X
	Establishments with 100 to 249 employees	3	X	X	X
	Establishments with 250 to 499 employees	—	X	X	X
	Establishments with 500 to 999 employees	—	X	X	X
	Establishments with 1,000 employees or more	—	X	X	X
54131	Architectural services				
	All establishments	44	302	3 487	15 760
	Establishments with 1 to 4 employees	20	X	X	X
	Establishments with 5 to 9 employees	13	X	X	X
	Establishments with 10 to 19 employees	8	X	X	X
	Establishments with 20 to 49 employees	3	X	X	X
	Establishments with 50 to 99 employees	—	X	X	X
	Establishments with 100 to 249 employees	—	X	X	X
	Establishments with 250 to 499 employees	—	X	X	X
	Establishments with 500 to 999 employees	—	X	X	X
	Establishments with 1,000 employees or more	—	X	X	X

See footnotes at end of table.

Table 5. Establishments, Employees, and Payroll by Industry and Employment Size of Establishments by County: 2004—Con.

[Excludes most government employees, railroad employees, and self-employed persons. Size class 1 to 4 employees includes establishments having payroll, but no employees, during mid-March pay period. For meaning of abbreviations and symbols, see introductory text. For explanation of terms, see Appendix A. For statement on reliability, see the note at the end of the table and Appendix C]

NAICS code	Geography, kind of business, and employment size class	Establishments (number)	Paid employees for pay period including March 12 (number)	First-quarter payroll (\$1,000)	Annual payroll (\$1,000)
54	UNION—Con.				
	Professional, scientific, and technical services—Con.				
541	Professional, scientific, and technical services—Con.				
5413	Architectural, engineering, and related services—Con.				
54131	Architectural services—Con.				
541310	Architectural services				
	All establishments	44	302	3 487	15 760
	Establishments with 1 to 4 employees	20	X	X	X
	Establishments with 5 to 9 employees	13	X	X	X
	Establishments with 10 to 19 employees	8	X	X	X
	Establishments with 20 to 49 employees	3	X	X	X
	Establishments with 50 to 99 employees	—	X	X	X
	Establishments with 100 to 249 employees	—	X	X	X
	Establishments with 250 to 499 employees	—	X	X	X
	Establishments with 500 to 999 employees	—	X	X	X
	Establishments with 1,000 employees or more	—	X	X	X
54133	Engineering services				
	All establishments	70	848	14 162	58 309
	Establishments with 1 to 4 employees	36	X	X	X
	Establishments with 5 to 9 employees	13	X	X	X
	Establishments with 10 to 19 employees	12	X	X	X
	Establishments with 20 to 49 employees	7	X	X	X
	Establishments with 50 to 99 employees	—	X	X	X
	Establishments with 100 to 249 employees	2	X	X	X
	Establishments with 250 to 499 employees	—	X	X	X
	Establishments with 500 to 999 employees	—	X	X	X
	Establishments with 1,000 employees or more	—	X	X	X
541330	Engineering services				
	All establishments	70	848	14 162	58 309
	Establishments with 1 to 4 employees	36	X	X	X
	Establishments with 5 to 9 employees	13	X	X	X
	Establishments with 10 to 19 employees	12	X	X	X
	Establishments with 20 to 49 employees	7	X	X	X
	Establishments with 50 to 99 employees	—	X	X	X
	Establishments with 100 to 249 employees	2	X	X	X
	Establishments with 250 to 499 employees	—	X	X	X
	Establishments with 500 to 999 employees	—	X	X	X
	Establishments with 1,000 employees or more	—	X	X	X
54138	Testing laboratories				
	All establishments	20	743	6 873	35 694
	Establishments with 1 to 4 employees	4	X	X	X
	Establishments with 5 to 9 employees	4	X	X	X
	Establishments with 10 to 19 employees	2	X	X	X
	Establishments with 20 to 49 employees	4	X	X	X
	Establishments with 50 to 99 employees	5	X	X	X
	Establishments with 100 to 249 employees	1	X	X	X
	Establishments with 250 to 499 employees	—	X	X	X
	Establishments with 500 to 999 employees	—	X	X	X
	Establishments with 1,000 employees or more	—	X	X	X
541380	Testing laboratories				
	All establishments	20	743	6 873	35 694
	Establishments with 1 to 4 employees	4	X	X	X
	Establishments with 5 to 9 employees	4	X	X	X
	Establishments with 10 to 19 employees	2	X	X	X
	Establishments with 20 to 49 employees	4	X	X	X
	Establishments with 50 to 99 employees	5	X	X	X
	Establishments with 100 to 249 employees	1	X	X	X
	Establishments with 250 to 499 employees	—	X	X	X
	Establishments with 500 to 999 employees	—	X	X	X
	Establishments with 1,000 employees or more	—	X	X	X
5414	Specialized design services				
	All establishments	58	162	1 605	7 471
	Establishments with 1 to 4 employees	51	X	X	X
	Establishments with 5 to 9 employees	4	X	X	X
	Establishments with 10 to 19 employees	3	X	X	X
	Establishments with 20 to 49 employees	—	X	X	X
	Establishments with 50 to 99 employees	—	X	X	X
	Establishments with 100 to 249 employees	—	X	X	X
	Establishments with 250 to 499 employees	—	X	X	X
	Establishments with 500 to 999 employees	—	X	X	X
	Establishments with 1,000 employees or more	—	X	X	X
5415	Computer systems design and related services				
	All establishments	277	2 230	44 475	190 000
	Establishments with 1 to 4 employees	211	X	X	X
	Establishments with 5 to 9 employees	25	X	X	X
	Establishments with 10 to 19 employees	19	X	X	X
	Establishments with 20 to 49 employees	16	X	X	X
	Establishments with 50 to 99 employees	1	X	X	X
	Establishments with 100 to 249 employees	4	X	X	X
	Establishments with 250 to 499 employees	1	X	X	X
	Establishments with 500 to 999 employees	—	X	X	X
	Establishments with 1,000 employees or more	—	X	X	X

See footnotes at end of table.

Table 5. Establishments, Employees, and Payroll by Industry and Employment Size of Establishments by County: 2004—Con.

[Excludes most government employees, railroad employees, and self-employed persons. Size class 1 to 4 employees includes establishments having payroll, but no employees, during mid-March pay period. For meaning of abbreviations and symbols, see introductory text. For explanation of terms, see Appendix A. For statement on reliability, see the note at the end of the table and Appendix C]

NAICS code	Geography, kind of business, and employment size class	Establishments (number)	Paid employees for pay period including March 12 (number)	First-quarter payroll (\$1,000)	Annual payroll (\$1,000)
	UNION—Con.				
54	Professional, scientific, and technical services—Con.				
541	Professional, scientific, and technical services—Con.				
5415	Computer systems design and related services—Con.				
54151	Computer systems design and related services				
	All establishments	277	2 230	44 475	190 000
	Establishments with 1 to 4 employees	211	X	X	X
	Establishments with 5 to 9 employees	25	X	X	X
	Establishments with 10 to 19 employees	19	X	X	X
	Establishments with 20 to 49 employees	16	X	X	X
	Establishments with 50 to 99 employees	1	X	X	X
	Establishments with 100 to 249 employees	4	X	X	X
	Establishments with 250 to 499 employees	1	X	X	X
	Establishments with 500 to 999 employees	—	X	X	X
	Establishments with 1,000 employees or more	—	X	X	X
541511	Custom computer programming services				
	All establishments	117	644	11 999	54 229
	Establishments with 1 to 4 employees	88	X	X	X
	Establishments with 5 to 9 employees	12	X	X	X
	Establishments with 10 to 19 employees	8	X	X	X
	Establishments with 20 to 49 employees	8	X	X	X
	Establishments with 50 to 99 employees	—	X	X	X
	Establishments with 100 to 249 employees	1	X	X	X
	Establishments with 250 to 499 employees	—	X	X	X
	Establishments with 500 to 999 employees	—	X	X	X
	Establishments with 1,000 employees or more	—	X	X	X
541512	Computer systems design services				
	All establishments	117	1 280	27 699	113 985
	Establishments with 1 to 4 employees	87	X	X	X
	Establishments with 5 to 9 employees	12	X	X	X
	Establishments with 10 to 19 employees	8	X	X	X
	Establishments with 20 to 49 employees	6	X	X	X
	Establishments with 50 to 99 employees	1	X	X	X
	Establishments with 100 to 249 employees	2	X	X	X
	Establishments with 250 to 499 employees	1	X	X	X
	Establishments with 500 to 999 employees	—	X	X	X
	Establishments with 1,000 employees or more	—	X	X	X
541513	Computer facilities management services				
	All establishments	14	191	2 994	13 144
	Establishments with 1 to 4 employees	12	X	X	X
	Establishments with 5 to 9 employees	—	X	X	X
	Establishments with 10 to 19 employees	1	X	X	X
	Establishments with 20 to 49 employees	—	X	X	X
	Establishments with 50 to 99 employees	—	X	X	X
	Establishments with 100 to 249 employees	1	X	X	X
	Establishments with 250 to 499 employees	—	X	X	X
	Establishments with 500 to 999 employees	—	X	X	X
	Establishments with 1,000 employees or more	—	X	X	X
541519	Other computer related services				
	All establishments	29	115	1 783	8 642
	Establishments with 1 to 4 employees	24	X	X	X
	Establishments with 5 to 9 employees	1	X	X	X
	Establishments with 10 to 19 employees	2	X	X	X
	Establishments with 20 to 49 employees	2	X	X	X
	Establishments with 50 to 99 employees	—	X	X	X
	Establishments with 100 to 249 employees	—	X	X	X
	Establishments with 250 to 499 employees	—	X	X	X
	Establishments with 500 to 999 employees	—	X	X	X
	Establishments with 1,000 employees or more	—	X	X	X
5416	Management, scientific, and technical consulting services				
	All establishments	254	3 199	41 059	174 320
	Establishments with 1 to 4 employees	190	X	X	X
	Establishments with 5 to 9 employees	31	X	X	X
	Establishments with 10 to 19 employees	12	X	X	X
	Establishments with 20 to 49 employees	11	X	X	X
	Establishments with 50 to 99 employees	5	X	X	X
	Establishments with 100 to 249 employees	2	X	X	X
	Establishments with 250 to 499 employees	—	X	X	X
	Establishments with 500 to 999 employees	3	X	X	X
	Establishments with 1,000 employees or more	—	X	X	X
54161	Management consulting services				
	All establishments	215	2 386	37 265	157 643
	Establishments with 1 to 4 employees	160	X	X	X
	Establishments with 5 to 9 employees	29	X	X	X
	Establishments with 10 to 19 employees	10	X	X	X
	Establishments with 20 to 49 employees	9	X	X	X
	Establishments with 50 to 99 employees	3	X	X	X
	Establishments with 100 to 249 employees	2	X	X	X
	Establishments with 250 to 499 employees	—	X	X	X
	Establishments with 500 to 999 employees	2	X	X	X
	Establishments with 1,000 employees or more	—	X	X	X

See footnotes at end of table.

Table 5. Establishments, Employees, and Payroll by Industry and Employment Size of Establishments by County: 2004—Con.

[Excludes most government employees, railroad employees, and self-employed persons. Size class 1 to 4 employees includes establishments having payroll, but no employees, during mid-March pay period. For meaning of abbreviations and symbols, see introductory text. For explanation of terms, see Appendix A. For statement on reliability, see the note at the end of the table and Appendix C]

NAICS code	Geography, kind of business, and employment size class	Establishments (number)	Paid employees for pay period including March 12 (number)	First-quarter payroll (\$1,000)	Annual payroll (\$1,000)
UNION—Con.					
54	Professional, scientific, and technical services—Con.				
541	Professional, scientific, and technical services—Con.				
5416	Management, scientific, and technical consulting services—Con.				
54161	Management consulting services—Con.				
541611	Administrative management and general management consulting services				
	All establishments	97	1 326	27 510	112 286
	Establishments with 1 to 4 employees	72	X	X	X
	Establishments with 5 to 9 employees	12	X	X	X
	Establishments with 10 to 19 employees	2	X	X	X
	Establishments with 20 to 49 employees	6	X	X	X
	Establishments with 50 to 99 employees	3	X	X	X
	Establishments with 100 to 249 employees	1	X	X	X
	Establishments with 250 to 499 employees	—	X	X	X
	Establishments with 500 to 999 employees	1	X	X	X
	Establishments with 1,000 employees or more	—	X	X	X
541612	Human resources and executive search consulting services				
	All establishments	43	204	2 642	13 578
	Establishments with 1 to 4 employees	31	X	X	X
	Establishments with 5 to 9 employees	7	X	X	X
	Establishments with 10 to 19 employees	2	X	X	X
	Establishments with 20 to 49 employees	3	X	X	X
	Establishments with 50 to 99 employees	—	X	X	X
	Establishments with 100 to 249 employees	—	X	X	X
	Establishments with 250 to 499 employees	—	X	X	X
	Establishments with 500 to 999 employees	—	X	X	X
	Establishments with 1,000 employees or more	—	X	X	X
541613	Marketing consulting services				
	All establishments	53	778	6 219	27 786
	Establishments with 1 to 4 employees	40	X	X	X
	Establishments with 5 to 9 employees	8	X	X	X
	Establishments with 10 to 19 employees	3	X	X	X
	Establishments with 20 to 49 employees	—	X	X	X
	Establishments with 50 to 99 employees	—	X	X	X
	Establishments with 100 to 249 employees	1	X	X	X
	Establishments with 250 to 499 employees	—	X	X	X
	Establishments with 500 to 999 employees	1	X	X	X
	Establishments with 1,000 employees or more	—	X	X	X
54162	Environmental consulting services				
	All establishments	8	628	1 445	6 006
	Establishments with 1 to 4 employees	5	X	X	X
	Establishments with 5 to 9 employees	—	X	X	X
	Establishments with 10 to 19 employees	1	X	X	X
	Establishments with 20 to 49 employees	—	X	X	X
	Establishments with 50 to 99 employees	1	X	X	X
	Establishments with 100 to 249 employees	—	X	X	X
	Establishments with 250 to 499 employees	—	X	X	X
	Establishments with 500 to 999 employees	1	X	X	X
	Establishments with 1,000 employees or more	—	X	X	X
541620	Environmental consulting services				
	All establishments	8	628	1 445	6 006
	Establishments with 1 to 4 employees	5	X	X	X
	Establishments with 5 to 9 employees	—	X	X	X
	Establishments with 10 to 19 employees	1	X	X	X
	Establishments with 20 to 49 employees	—	X	X	X
	Establishments with 50 to 99 employees	1	X	X	X
	Establishments with 100 to 249 employees	—	X	X	X
	Establishments with 250 to 499 employees	—	X	X	X
	Establishments with 500 to 999 employees	1	X	X	X
	Establishments with 1,000 employees or more	—	X	X	X
54169	Other scientific and technical consulting services				
	All establishments	31	185	2 349	10 671
	Establishments with 1 to 4 employees	25	X	X	X
	Establishments with 5 to 9 employees	2	X	X	X
	Establishments with 10 to 19 employees	1	X	X	X
	Establishments with 20 to 49 employees	2	X	X	X
	Establishments with 50 to 99 employees	1	X	X	X
	Establishments with 100 to 249 employees	—	X	X	X
	Establishments with 250 to 499 employees	—	X	X	X
	Establishments with 500 to 999 employees	—	X	X	X
	Establishments with 1,000 employees or more	—	X	X	X
541690	Other scientific and technical consulting services				
	All establishments	31	185	2 349	10 671
	Establishments with 1 to 4 employees	25	X	X	X
	Establishments with 5 to 9 employees	2	X	X	X
	Establishments with 10 to 19 employees	1	X	X	X
	Establishments with 20 to 49 employees	2	X	X	X
	Establishments with 50 to 99 employees	1	X	X	X
	Establishments with 100 to 249 employees	—	X	X	X
	Establishments with 250 to 499 employees	—	X	X	X

See footnotes at end of table.

Table 5. Establishments, Employees, and Payroll by Industry and Employment Size of Establishments by County: 2004—Con.

[Excludes most government employees, railroad employees, and self-employed persons. Size class 1 to 4 employees includes establishments having payroll, but no employees, during mid-March pay period. For meaning of abbreviations and symbols, see introductory text. For explanation of terms, see Appendix A. For statement on reliability, see the note at the end of the table and Appendix C]

NAICS code	Geography, kind of business, and employment size class	Establishments (number)	Paid employees for pay period including March 12 (number)	First-quarter payroll (\$1,000)	Annual payroll (\$1,000)
	UNION—Con.				
54	Professional, scientific, and technical services—Con.				
541	Professional, scientific, and technical services—Con.				
5416	Management, scientific, and technical consulting services—Con.				
54169	Other scientific and technical consulting services—Con.				
541690	Other scientific and technical consulting services—Con.				
	All establishments—Con.				
	Establishments with 500 to 999 employees	—	X	X	X
	Establishments with 1,000 employees or more	—	X	X	X
5417	Scientific research and development services				
	All establishments	40	11 379	255 975	864 716
	Establishments with 1 to 4 employees	11	X	X	X
	Establishments with 5 to 9 employees	6	X	X	X
	Establishments with 10 to 19 employees	3	X	X	X
	Establishments with 20 to 49 employees	4	X	X	X
	Establishments with 50 to 99 employees	5	X	X	X
	Establishments with 100 to 249 employees	6	X	X	X
	Establishments with 250 to 499 employees	2	X	X	X
	Establishments with 500 to 999 employees	1	X	X	X
	Establishments with 1,000 employees or more	2	X	X	X
54171	Research and development in the physical, engineering, and life sciences				
	All establishments	36	10 855	245 802	824 571
	Establishments with 1 to 4 employees	11	X	X	X
	Establishments with 5 to 9 employees	6	X	X	X
	Establishments with 10 to 19 employees	3	X	X	X
	Establishments with 20 to 49 employees	3	X	X	X
	Establishments with 50 to 99 employees	4	X	X	X
	Establishments with 100 to 249 employees	5	X	X	X
	Establishments with 250 to 499 employees	1	X	X	X
	Establishments with 500 to 999 employees	1	X	X	X
	Establishments with 1,000 employees or more	2	X	X	X
541710	Research and development in the physical, engineering, and life sciences				
	All establishments	36	10 855	245 802	824 571
	Establishments with 1 to 4 employees	11	X	X	X
	Establishments with 5 to 9 employees	6	X	X	X
	Establishments with 10 to 19 employees	3	X	X	X
	Establishments with 20 to 49 employees	3	X	X	X
	Establishments with 50 to 99 employees	4	X	X	X
	Establishments with 100 to 249 employees	5	X	X	X
	Establishments with 250 to 499 employees	1	X	X	X
	Establishments with 500 to 999 employees	1	X	X	X
	Establishments with 1,000 employees or more	2	X	X	X
54172	Research and development in the social sciences and humanities				
	All establishments	4	524	10 173	40 145
	Establishments with 1 to 4 employees	—	X	X	X
	Establishments with 5 to 9 employees	—	X	X	X
	Establishments with 10 to 19 employees	—	X	X	X
	Establishments with 20 to 49 employees	1	X	X	X
	Establishments with 50 to 99 employees	1	X	X	X
	Establishments with 100 to 249 employees	1	X	X	X
	Establishments with 250 to 499 employees	1	X	X	X
	Establishments with 500 to 999 employees	—	X	X	X
	Establishments with 1,000 employees or more	—	X	X	X
541720	Research and development in the social sciences and humanities				
	All establishments	4	524	10 173	40 145
	Establishments with 1 to 4 employees	—	X	X	X
	Establishments with 5 to 9 employees	—	X	X	X
	Establishments with 10 to 19 employees	—	X	X	X
	Establishments with 20 to 49 employees	1	X	X	X
	Establishments with 50 to 99 employees	1	X	X	X
	Establishments with 100 to 249 employees	1	X	X	X
	Establishments with 250 to 499 employees	1	X	X	X
	Establishments with 500 to 999 employees	—	X	X	X
	Establishments with 1,000 employees or more	—	X	X	X
5418	Advertising and related services				
	All establishments	76	738	8 990	40 840
	Establishments with 1 to 4 employees	44	X	X	X
	Establishments with 5 to 9 employees	14	X	X	X
	Establishments with 10 to 19 employees	8	X	X	X
	Establishments with 20 to 49 employees	7	X	X	X
	Establishments with 50 to 99 employees	2	X	X	X
	Establishments with 100 to 249 employees	1	X	X	X
	Establishments with 250 to 499 employees	—	X	X	X
	Establishments with 500 to 999 employees	—	X	X	X
	Establishments with 1,000 employees or more	—	X	X	X

See footnotes at end of table.

Table 5. Establishments, Employees, and Payroll by Industry and Employment Size of Establishments by County: 2004—Con.

[Excludes most government employees, railroad employees, and self-employed persons. Size class 1 to 4 employees includes establishments having payroll, but no employees, during mid-March pay period. For meaning of abbreviations and symbols, see introductory text. For explanation of terms, see Appendix A. For statement on reliability, see the note at the end of the table and Appendix C]

NAICS code	Geography, kind of business, and employment size class	Establishments (number)	Paid employees for pay period including March 12 (number)	First-quarter payroll (\$1,000)	Annual payroll (\$1,000)
54	UNION—Con.				
	Professional, scientific, and technical services—Con.				
541	Professional, scientific, and technical services—Con.				
5418	Advertising and related services—Con.				
54181	Advertising agencies				
	All establishments	30	220	3 723	17 608
	Establishments with 1 to 4 employees	14	X	X	X
	Establishments with 5 to 9 employees	8	X	X	X
	Establishments with 10 to 19 employees	5	X	X	X
	Establishments with 20 to 49 employees	3	X	X	X
	Establishments with 50 to 99 employees	—	X	X	X
	Establishments with 100 to 249 employees	—	X	X	X
	Establishments with 250 to 499 employees	—	X	X	X
	Establishments with 500 to 999 employees	—	X	X	X
	Establishments with 1,000 employees or more	—	X	X	X
541810	Advertising agencies				
	All establishments	30	220	3 723	17 608
	Establishments with 1 to 4 employees	14	X	X	X
	Establishments with 5 to 9 employees	8	X	X	X
	Establishments with 10 to 19 employees	5	X	X	X
	Establishments with 20 to 49 employees	3	X	X	X
	Establishments with 50 to 99 employees	—	X	X	X
	Establishments with 100 to 249 employees	—	X	X	X
	Establishments with 250 to 499 employees	—	X	X	X
	Establishments with 500 to 999 employees	—	X	X	X
	Establishments with 1,000 employees or more	—	X	X	X
54186	Direct mail advertising				
	All establishments	7	136	1 262	5 388
	Establishments with 1 to 4 employees	3	X	X	X
	Establishments with 5 to 9 employees	—	X	X	X
	Establishments with 10 to 19 employees	1	X	X	X
	Establishments with 20 to 49 employees	2	X	X	X
	Establishments with 50 to 99 employees	1	X	X	X
	Establishments with 100 to 249 employees	—	X	X	X
	Establishments with 250 to 499 employees	—	X	X	X
	Establishments with 500 to 999 employees	—	X	X	X
	Establishments with 1,000 employees or more	—	X	X	X
541860	Direct mail advertising				
	All establishments	7	136	1 262	5 388
	Establishments with 1 to 4 employees	3	X	X	X
	Establishments with 5 to 9 employees	—	X	X	X
	Establishments with 10 to 19 employees	1	X	X	X
	Establishments with 20 to 49 employees	2	X	X	X
	Establishments with 50 to 99 employees	1	X	X	X
	Establishments with 100 to 249 employees	—	X	X	X
	Establishments with 250 to 499 employees	—	X	X	X
	Establishments with 500 to 999 employees	—	X	X	X
	Establishments with 1,000 employees or more	—	X	X	X
54187	Advertising material distribution services				
	All establishments	5	c	D	D
	Establishments with 1 to 4 employees	3	X	X	X
	Establishments with 5 to 9 employees	1	X	X	X
	Establishments with 10 to 19 employees	—	X	X	X
	Establishments with 20 to 49 employees	—	X	X	X
	Establishments with 50 to 99 employees	—	X	X	X
	Establishments with 100 to 249 employees	1	X	X	X
	Establishments with 250 to 499 employees	—	X	X	X
	Establishments with 500 to 999 employees	—	X	X	X
	Establishments with 1,000 employees or more	—	X	X	X
541870	Advertising material distribution services				
	All establishments	5	c	D	D
	Establishments with 1 to 4 employees	3	X	X	X
	Establishments with 5 to 9 employees	1	X	X	X
	Establishments with 10 to 19 employees	—	X	X	X
	Establishments with 20 to 49 employees	—	X	X	X
	Establishments with 50 to 99 employees	—	X	X	X
	Establishments with 100 to 249 employees	1	X	X	X
	Establishments with 250 to 499 employees	—	X	X	X
	Establishments with 500 to 999 employees	—	X	X	X
	Establishments with 1,000 employees or more	—	X	X	X
5419	Other professional, scientific, and technical services				
	All establishments	124	614	4 386	22 786
	Establishments with 1 to 4 employees	89	X	X	X
	Establishments with 5 to 9 employees	18	X	X	X
	Establishments with 10 to 19 employees	13	X	X	X
	Establishments with 20 to 49 employees	2	X	X	X
	Establishments with 50 to 99 employees	2	X	X	X
	Establishments with 100 to 249 employees	—	X	X	X
	Establishments with 250 to 499 employees	—	X	X	X
	Establishments with 500 to 999 employees	—	X	X	X
	Establishments with 1,000 employees or more	—	X	X	X

See footnotes at end of table.

Table 5. Establishments, Employees, and Payroll by Industry and Employment Size of Establishments by County: 2004—Con.

[Excludes most government employees, railroad employees, and self-employed persons. Size class 1 to 4 employees includes establishments having payroll, but no employees, during mid-March pay period. For meaning of abbreviations and symbols, see introductory text. For explanation of terms, see Appendix A. For statement on reliability, see the note at the end of the table and Appendix C]

NAICS code	Geography, kind of business, and employment size class	Establishments (number)	Paid employees for pay period including March 12 (number)	First-quarter payroll (\$1,000)	Annual payroll (\$1,000)
	UNION—Con.				
54	Professional, scientific, and technical services—Con.				
541	Professional, scientific, and technical services—Con.				
5419	Other professional, scientific, and technical services—Con.				
54192	Photographic services				
	All establishments	35	189	1 079	5 719
	Establishments with 1 to 4 employees	25	X	X	X
	Establishments with 5 to 9 employees	6	X	X	X
	Establishments with 10 to 19 employees	3	X	X	X
	Establishments with 20 to 49 employees	—	X	X	X
	Establishments with 50 to 99 employees	1	X	X	X
	Establishments with 100 to 249 employees	—	X	X	X
	Establishments with 250 to 499 employees	—	X	X	X
	Establishments with 500 to 999 employees	—	X	X	X
	Establishments with 1,000 employees or more	—	X	X	X
541921	Photography studios, portrait				
	All establishments	29	173	924	5 065
	Establishments with 1 to 4 employees	20	X	X	X
	Establishments with 5 to 9 employees	5	X	X	X
	Establishments with 10 to 19 employees	3	X	X	X
	Establishments with 20 to 49 employees	—	X	X	X
	Establishments with 50 to 99 employees	1	X	X	X
	Establishments with 100 to 249 employees	—	X	X	X
	Establishments with 250 to 499 employees	—	X	X	X
	Establishments with 500 to 999 employees	—	X	X	X
	Establishments with 1,000 employees or more	—	X	X	X
54194	Veterinary services				
	All establishments	25	233	1 701	7 875
	Establishments with 1 to 4 employees	11	X	X	X
	Establishments with 5 to 9 employees	6	X	X	X
	Establishments with 10 to 19 employees	6	X	X	X
	Establishments with 20 to 49 employees	1	X	X	X
	Establishments with 50 to 99 employees	1	X	X	X
	Establishments with 100 to 249 employees	—	X	X	X
	Establishments with 250 to 499 employees	—	X	X	X
	Establishments with 500 to 999 employees	—	X	X	X
	Establishments with 1,000 employees or more	—	X	X	X
541940	Veterinary services				
	All establishments	25	233	1 701	7 875
	Establishments with 1 to 4 employees	11	X	X	X
	Establishments with 5 to 9 employees	6	X	X	X
	Establishments with 10 to 19 employees	6	X	X	X
	Establishments with 20 to 49 employees	1	X	X	X
	Establishments with 50 to 99 employees	1	X	X	X
	Establishments with 100 to 249 employees	—	X	X	X
	Establishments with 250 to 499 employees	—	X	X	X
	Establishments with 500 to 999 employees	—	X	X	X
	Establishments with 1,000 employees or more	—	X	X	X
54199	All other professional, scientific, and technical services				
	All establishments	47	131	927	5 421
	Establishments with 1 to 4 employees	39	X	X	X
	Establishments with 5 to 9 employees	6	X	X	X
	Establishments with 10 to 19 employees	1	X	X	X
	Establishments with 20 to 49 employees	1	X	X	X
	Establishments with 50 to 99 employees	—	X	X	X
	Establishments with 100 to 249 employees	—	X	X	X
	Establishments with 250 to 499 employees	—	X	X	X
	Establishments with 500 to 999 employees	—	X	X	X
	Establishments with 1,000 employees or more	—	X	X	X
541990	All other professional, scientific, and technical services				
	All establishments	47	131	927	5 421
	Establishments with 1 to 4 employees	39	X	X	X
	Establishments with 5 to 9 employees	6	X	X	X
	Establishments with 10 to 19 employees	1	X	X	X
	Establishments with 20 to 49 employees	1	X	X	X
	Establishments with 50 to 99 employees	—	X	X	X
	Establishments with 100 to 249 employees	—	X	X	X
	Establishments with 250 to 499 employees	—	X	X	X
	Establishments with 500 to 999 employees	—	X	X	X
	Establishments with 1,000 employees or more	—	X	X	X
55	Management of companies and enterprises				
	All establishments	91	8 818	186 853	973 330
	Establishments with 1 to 4 employees	22	X	X	X
	Establishments with 5 to 9 employees	14	X	X	X
	Establishments with 10 to 19 employees	14	X	X	X
	Establishments with 20 to 49 employees	17	X	X	X
	Establishments with 50 to 99 employees	11	X	X	X
	Establishments with 100 to 249 employees	5	X	X	X
	Establishments with 250 to 499 employees	4	X	X	X
	Establishments with 500 to 999 employees	1	X	X	X
	Establishments with 1,000 employees or more	3	X	X	X

See footnotes at end of table.

Table 5. Establishments, Employees, and Payroll by Industry and Employment Size of Establishments by County: 2004—Con.

[Excludes most government employees, railroad employees, and self-employed persons. Size class 1 to 4 employees includes establishments having payroll, but no employees, during mid-March pay period. For meaning of abbreviations and symbols, see introductory text. For explanation of terms, see Appendix A. For statement on reliability, see the note at the end of the table and Appendix C]

NAICS code	Geography, kind of business, and employment size class	Establishments (number)	Paid employees for pay period including March 12 (number)	First-quarter payroll (\$1,000)	Annual payroll (\$1,000)
	UNION—Con.				
55	Management of companies and enterprises—Con.				
551	Management of companies and enterprises				
	All establishments	91	8 818	186 853	973 330
	Establishments with 1 to 4 employees	22	X	X	X
	Establishments with 5 to 9 employees	14	X	X	X
	Establishments with 10 to 19 employees	14	X	X	X
	Establishments with 20 to 49 employees	17	X	X	X
	Establishments with 50 to 99 employees	11	X	X	X
	Establishments with 100 to 249 employees	5	X	X	X
	Establishments with 250 to 499 employees	4	X	X	X
	Establishments with 500 to 999 employees	1	X	X	X
	Establishments with 1,000 employees or more	3	X	X	X
5511	Management of companies and enterprises				
	All establishments	91	8 818	186 853	973 330
	Establishments with 1 to 4 employees	22	X	X	X
	Establishments with 5 to 9 employees	14	X	X	X
	Establishments with 10 to 19 employees	14	X	X	X
	Establishments with 20 to 49 employees	17	X	X	X
	Establishments with 50 to 99 employees	11	X	X	X
	Establishments with 100 to 249 employees	5	X	X	X
	Establishments with 250 to 499 employees	4	X	X	X
	Establishments with 500 to 999 employees	1	X	X	X
	Establishments with 1,000 employees or more	3	X	X	X
55111	Management of companies and enterprises				
	All establishments	91	8 818	186 853	973 330
	Establishments with 1 to 4 employees	22	X	X	X
	Establishments with 5 to 9 employees	14	X	X	X
	Establishments with 10 to 19 employees	14	X	X	X
	Establishments with 20 to 49 employees	17	X	X	X
	Establishments with 50 to 99 employees	11	X	X	X
	Establishments with 100 to 249 employees	5	X	X	X
	Establishments with 250 to 499 employees	4	X	X	X
	Establishments with 500 to 999 employees	1	X	X	X
	Establishments with 1,000 employees or more	3	X	X	X
551114	Corporate, subsidiary, and regional managing offices				
	All establishments	84	8 766	185 315	966 932
	Establishments with 1 to 4 employees	18	X	X	X
	Establishments with 5 to 9 employees	13	X	X	X
	Establishments with 10 to 19 employees	13	X	X	X
	Establishments with 20 to 49 employees	16	X	X	X
	Establishments with 50 to 99 employees	11	X	X	X
	Establishments with 100 to 249 employees	5	X	X	X
	Establishments with 250 to 499 employees	4	X	X	X
	Establishments with 500 to 999 employees	1	X	X	X
	Establishments with 1,000 employees or more	3	X	X	X
56	Administrative and support and waste management and remediation services				
	All establishments	778	18 064	123 121	467 750
	Establishments with 1 to 4 employees	473	X	X	X
	Establishments with 5 to 9 employees	108	X	X	X
	Establishments with 10 to 19 employees	77	X	X	X
	Establishments with 20 to 49 employees	55	X	X	X
	Establishments with 50 to 99 employees	26	X	X	X
	Establishments with 100 to 249 employees	24	X	X	X
	Establishments with 250 to 499 employees	9	X	X	X
	Establishments with 500 to 999 employees	5	X	X	X
	Establishments with 1,000 employees or more	1	X	X	X
561	Administrative and support services				
	All establishments	730	17 187	111 302	419 649
	Establishments with 1 to 4 employees	453	X	X	X
	Establishments with 5 to 9 employees	97	X	X	X
	Establishments with 10 to 19 employees	71	X	X	X
	Establishments with 20 to 49 employees	50	X	X	X
	Establishments with 50 to 99 employees	22	X	X	X
	Establishments with 100 to 249 employees	22	X	X	X
	Establishments with 250 to 499 employees	9	X	X	X
	Establishments with 500 to 999 employees	5	X	X	X
	Establishments with 1,000 employees or more	1	X	X	X
5611	Office administrative services				
	All establishments	44	333	4 531	25 678
	Establishments with 1 to 4 employees	26	X	X	X
	Establishments with 5 to 9 employees	6	X	X	X
	Establishments with 10 to 19 employees	7	X	X	X
	Establishments with 20 to 49 employees	4	X	X	X
	Establishments with 50 to 99 employees	1	X	X	X
	Establishments with 100 to 249 employees	—	X	X	X
	Establishments with 250 to 499 employees	—	X	X	X
	Establishments with 500 to 999 employees	—	X	X	X
	Establishments with 1,000 employees or more	—	X	X	X

See footnotes at end of table.

Table 5. Establishments, Employees, and Payroll by Industry and Employment Size of Establishments by County: 2004—Con.

[Excludes most government employees, railroad employees, and self-employed persons. Size class 1 to 4 employees includes establishments having payroll, but no employees, during mid-March pay period. For meaning of abbreviations and symbols, see introductory text. For explanation of terms, see Appendix A. For statement on reliability, see the note at the end of the table and Appendix C]

NAICS code	Geography, kind of business, and employment size class	Establishments (number)	Paid employees for pay period including March 12 (number)	First-quarter payroll (\$1,000)	Annual payroll (\$1,000)
56	UNION—Con.				
	Administrative and support and waste management and remediation services—Con.				
561	Administrative and support services—Con.				
5611	Office administrative services—Con.				
56111	Office administrative services				
	All establishments	44	333	4 531	25 678
	Establishments with 1 to 4 employees	26	X	X	X
	Establishments with 5 to 9 employees	6	X	X	X
	Establishments with 10 to 19 employees	7	X	X	X
	Establishments with 20 to 49 employees	4	X	X	X
	Establishments with 50 to 99 employees	1	X	X	X
	Establishments with 100 to 249 employees	—	X	X	X
	Establishments with 250 to 499 employees	—	X	X	X
	Establishments with 500 to 999 employees	—	X	X	X
	Establishments with 1,000 employees or more	—	X	X	X
561110	Office administrative services				
	All establishments	44	333	4 531	25 678
	Establishments with 1 to 4 employees	26	X	X	X
	Establishments with 5 to 9 employees	6	X	X	X
	Establishments with 10 to 19 employees	7	X	X	X
	Establishments with 20 to 49 employees	4	X	X	X
	Establishments with 50 to 99 employees	1	X	X	X
	Establishments with 100 to 249 employees	—	X	X	X
	Establishments with 250 to 499 employees	—	X	X	X
	Establishments with 500 to 999 employees	—	X	X	X
	Establishments with 1,000 employees or more	—	X	X	X
5612	Facilities support services				
	All establishments	6	247	1 784	8 428
	Establishments with 1 to 4 employees	3	X	X	X
	Establishments with 5 to 9 employees	—	X	X	X
	Establishments with 10 to 19 employees	1	X	X	X
	Establishments with 20 to 49 employees	1	X	X	X
	Establishments with 50 to 99 employees	—	X	X	X
	Establishments with 100 to 249 employees	1	X	X	X
	Establishments with 250 to 499 employees	—	X	X	X
	Establishments with 500 to 999 employees	—	X	X	X
	Establishments with 1,000 employees or more	—	X	X	X
56121	Facilities support services				
	All establishments	6	247	1 784	8 428
	Establishments with 1 to 4 employees	3	X	X	X
	Establishments with 5 to 9 employees	—	X	X	X
	Establishments with 10 to 19 employees	1	X	X	X
	Establishments with 20 to 49 employees	1	X	X	X
	Establishments with 50 to 99 employees	—	X	X	X
	Establishments with 100 to 249 employees	1	X	X	X
	Establishments with 250 to 499 employees	—	X	X	X
	Establishments with 500 to 999 employees	—	X	X	X
	Establishments with 1,000 employees or more	—	X	X	X
561210	Facilities support services				
	All establishments	6	247	1 784	8 428
	Establishments with 1 to 4 employees	3	X	X	X
	Establishments with 5 to 9 employees	—	X	X	X
	Establishments with 10 to 19 employees	1	X	X	X
	Establishments with 20 to 49 employees	1	X	X	X
	Establishments with 50 to 99 employees	—	X	X	X
	Establishments with 100 to 249 employees	1	X	X	X
	Establishments with 250 to 499 employees	—	X	X	X
	Establishments with 500 to 999 employees	—	X	X	X
	Establishments with 1,000 employees or more	—	X	X	X
5613	Employment services				
	All establishments	83	6 607	41 740	112 864
	Establishments with 1 to 4 employees	26	X	X	X
	Establishments with 5 to 9 employees	12	X	X	X
	Establishments with 10 to 19 employees	7	X	X	X
	Establishments with 20 to 49 employees	14	X	X	X
	Establishments with 50 to 99 employees	9	X	X	X
	Establishments with 100 to 249 employees	10	X	X	X
	Establishments with 250 to 499 employees	3	X	X	X
	Establishments with 500 to 999 employees	1	X	X	X
	Establishments with 1,000 employees or more	1	X	X	X
56132	Temporary help services				
	All establishments	56	6 154	38 071	92 588
	Establishments with 1 to 4 employees	14	X	X	X
	Establishments with 5 to 9 employees	4	X	X	X
	Establishments with 10 to 19 employees	4	X	X	X
	Establishments with 20 to 49 employees	13	X	X	X
	Establishments with 50 to 99 employees	8	X	X	X
	Establishments with 100 to 249 employees	8	X	X	X
	Establishments with 250 to 499 employees	3	X	X	X
	Establishments with 500 to 999 employees	1	X	X	X
	Establishments with 1,000 employees or more	1	X	X	X

See footnotes at end of table.

Table 5. Establishments, Employees, and Payroll by Industry and Employment Size of Establishments by County: 2004—Con.

[Excludes most government employees, railroad employees, and self-employed persons. Size class 1 to 4 employees includes establishments having payroll, but no employees, during mid-March pay period. For meaning of abbreviations and symbols, see introductory text. For explanation of terms, see Appendix A. For statement on reliability, see the note at the end of the table and Appendix C]

NAICS code	Geography, kind of business, and employment size class	Establishments (number)	Paid employees for pay period including March 12 (number)	First-quarter payroll (\$1,000)	Annual payroll (\$1,000)
56	UNION—Con.				
	Administrative and support and waste management and remediation services—Con.				
561	Administrative and support services—Con.				
5613	Employment services—Con.				
56132	Temporary help services—Con.				
561320	Temporary help services				
	All establishments	56	6 154	38 071	92 588
	Establishments with 1 to 4 employees	14	X	X	X
	Establishments with 5 to 9 employees	4	X	X	X
	Establishments with 10 to 19 employees	4	X	X	X
	Establishments with 20 to 49 employees	13	X	X	X
	Establishments with 50 to 99 employees	8	X	X	X
	Establishments with 100 to 249 employees	8	X	X	X
	Establishments with 250 to 499 employees	3	X	X	X
	Establishments with 500 to 999 employees	1	X	X	X
	Establishments with 1,000 employees or more	1	X	X	X
56133	Professional employer organizations				
	All establishments	10	388	3 123	17 343
	Establishments with 1 to 4 employees	2	X	X	X
	Establishments with 5 to 9 employees	2	X	X	X
	Establishments with 10 to 19 employees	2	X	X	X
	Establishments with 20 to 49 employees	1	X	X	X
	Establishments with 50 to 99 employees	1	X	X	X
	Establishments with 100 to 249 employees	2	X	X	X
	Establishments with 250 to 499 employees	—	X	X	X
	Establishments with 500 to 999 employees	—	X	X	X
	Establishments with 1,000 employees or more	—	X	X	X
561330	Professional employer organizations				
	All establishments	10	388	3 123	17 343
	Establishments with 1 to 4 employees	2	X	X	X
	Establishments with 5 to 9 employees	2	X	X	X
	Establishments with 10 to 19 employees	2	X	X	X
	Establishments with 20 to 49 employees	1	X	X	X
	Establishments with 50 to 99 employees	1	X	X	X
	Establishments with 100 to 249 employees	2	X	X	X
	Establishments with 250 to 499 employees	—	X	X	X
	Establishments with 500 to 999 employees	—	X	X	X
	Establishments with 1,000 employees or more	—	X	X	X
5614	Business support services				
	All establishments	44	689	15 383	61 845
	Establishments with 1 to 4 employees	23	X	X	X
	Establishments with 5 to 9 employees	7	X	X	X
	Establishments with 10 to 19 employees	9	X	X	X
	Establishments with 20 to 49 employees	2	X	X	X
	Establishments with 50 to 99 employees	2	X	X	X
	Establishments with 100 to 249 employees	—	X	X	X
	Establishments with 250 to 499 employees	1	X	X	X
	Establishments with 500 to 999 employees	—	X	X	X
	Establishments with 1,000 employees or more	—	X	X	X
56143	Business service centers				
	All establishments	11	124	2 078	10 272
	Establishments with 1 to 4 employees	4	X	X	X
	Establishments with 5 to 9 employees	4	X	X	X
	Establishments with 10 to 19 employees	2	X	X	X
	Establishments with 20 to 49 employees	—	X	X	X
	Establishments with 50 to 99 employees	1	X	X	X
	Establishments with 100 to 249 employees	—	X	X	X
	Establishments with 250 to 499 employees	—	X	X	X
	Establishments with 500 to 999 employees	—	X	X	X
	Establishments with 1,000 employees or more	—	X	X	X
561439	Other business service centers (including copy shops)				
	All establishments	8	114	2 032	10 096
	Establishments with 1 to 4 employees	2	X	X	X
	Establishments with 5 to 9 employees	3	X	X	X
	Establishments with 10 to 19 employees	2	X	X	X
	Establishments with 20 to 49 employees	—	X	X	X
	Establishments with 50 to 99 employees	1	X	X	X
	Establishments with 100 to 249 employees	—	X	X	X
	Establishments with 250 to 499 employees	—	X	X	X
	Establishments with 500 to 999 employees	—	X	X	X
	Establishments with 1,000 employees or more	—	X	X	X
56145	Credit bureaus				
	All establishments	3	e	D	D
	Establishments with 1 to 4 employees	1	X	X	X
	Establishments with 5 to 9 employees	—	X	X	X
	Establishments with 10 to 19 employees	—	X	X	X
	Establishments with 20 to 49 employees	—	X	X	X
	Establishments with 50 to 99 employees	1	X	X	X
	Establishments with 100 to 249 employees	—	X	X	X
	Establishments with 250 to 499 employees	1	X	X	X

See footnotes at end of table.

Table 5. Establishments, Employees, and Payroll by Industry and Employment Size of Establishments by County: 2004—Con.

[Excludes most government employees, railroad employees, and self-employed persons. Size class 1 to 4 employees includes establishments having payroll, but no employees, during mid-March pay period. For meaning of abbreviations and symbols, see introductory text. For explanation of terms, see Appendix A. For statement on reliability, see the note at the end of the table and Appendix C]

NAICS code	Geography, kind of business, and employment size class	Establishments (number)	Paid employees for pay period including March 12 (number)	First-quarter payroll (\$1,000)	Annual payroll (\$1,000)
	UNION—Con.				
56	Administrative and support and waste management and remediation services—Con.				
561	Administrative and support services—Con.				
5614	Business support services—Con.				
56145	Credit bureaus—Con.				
	All establishments—Con.				
	Establishments with 500 to 999 employees	—	X	X	X
	Establishments with 1,000 employees or more	—	X	X	X
561450	Credit bureaus				
	All establishments	3	e	D	D
	Establishments with 1 to 4 employees	1	X	X	X
	Establishments with 5 to 9 employees	—	X	X	X
	Establishments with 10 to 19 employees	—	X	X	X
	Establishments with 20 to 49 employees	—	X	X	X
	Establishments with 50 to 99 employees	1	X	X	X
	Establishments with 100 to 249 employees	—	X	X	X
	Establishments with 250 to 499 employees	1	X	X	X
	Establishments with 500 to 999 employees	—	X	X	X
	Establishments with 1,000 employees or more	—	X	X	X
56149	Other business support services				
	All establishments	12	111	1 123	4 981
	Establishments with 1 to 4 employees	6	X	X	X
	Establishments with 5 to 9 employees	2	X	X	X
	Establishments with 10 to 19 employees	2	X	X	X
	Establishments with 20 to 49 employees	2	X	X	X
	Establishments with 50 to 99 employees	—	X	X	X
	Establishments with 100 to 249 employees	—	X	X	X
	Establishments with 250 to 499 employees	—	X	X	X
	Establishments with 500 to 999 employees	—	X	X	X
	Establishments with 1,000 employees or more	—	X	X	X
5615	Travel arrangement and reservation services				
	All establishments	67	259	1 801	7 514
	Establishments with 1 to 4 employees	55	X	X	X
	Establishments with 5 to 9 employees	6	X	X	X
	Establishments with 10 to 19 employees	5	X	X	X
	Establishments with 20 to 49 employees	1	X	X	X
	Establishments with 50 to 99 employees	—	X	X	X
	Establishments with 100 to 249 employees	—	X	X	X
	Establishments with 250 to 499 employees	—	X	X	X
	Establishments with 500 to 999 employees	—	X	X	X
	Establishments with 1,000 employees or more	—	X	X	X
56151	Travel agencies				
	All establishments	58	207	1 462	5 993
	Establishments with 1 to 4 employees	49	X	X	X
	Establishments with 5 to 9 employees	5	X	X	X
	Establishments with 10 to 19 employees	3	X	X	X
	Establishments with 20 to 49 employees	1	X	X	X
	Establishments with 50 to 99 employees	—	X	X	X
	Establishments with 100 to 249 employees	—	X	X	X
	Establishments with 250 to 499 employees	—	X	X	X
	Establishments with 500 to 999 employees	—	X	X	X
	Establishments with 1,000 employees or more	—	X	X	X
561510	Travel agencies				
	All establishments	58	207	1 462	5 993
	Establishments with 1 to 4 employees	49	X	X	X
	Establishments with 5 to 9 employees	5	X	X	X
	Establishments with 10 to 19 employees	3	X	X	X
	Establishments with 20 to 49 employees	1	X	X	X
	Establishments with 50 to 99 employees	—	X	X	X
	Establishments with 100 to 249 employees	—	X	X	X
	Establishments with 250 to 499 employees	—	X	X	X
	Establishments with 500 to 999 employees	—	X	X	X
	Establishments with 1,000 employees or more	—	X	X	X
5616	Investigation and security services				
	All establishments	66	3 790	17 960	72 322
	Establishments with 1 to 4 employees	27	X	X	X
	Establishments with 5 to 9 employees	10	X	X	X
	Establishments with 10 to 19 employees	10	X	X	X
	Establishments with 20 to 49 employees	5	X	X	X
	Establishments with 50 to 99 employees	6	X	X	X
	Establishments with 100 to 249 employees	3	X	X	X
	Establishments with 250 to 499 employees	3	X	X	X
	Establishments with 500 to 999 employees	2	X	X	X
	Establishments with 1,000 employees or more	—	X	X	X

See footnotes at end of table.

Table 5. Establishments, Employees, and Payroll by Industry and Employment Size of Establishments by County: 2004—Con.

[Excludes most government employees, railroad employees, and self-employed persons. Size class 1 to 4 employees includes establishments having payroll, but no employees, during mid-March pay period. For meaning of abbreviations and symbols, see introductory text. For explanation of terms, see Appendix A. For statement on reliability, see the note at the end of the table and Appendix C]

NAICS code	Geography, kind of business, and employment size class	Establishments (number)	Paid employees for pay period including March 12 (number)	First-quarter payroll (\$1,000)	Annual payroll (\$1,000)
56	UNION—Con.				
	Administrative and support and waste management and remediation services—Con.				
561	Administrative and support services—Con.				
5616	Investigation and security services—Con.				
56161	Investigation, guard, and armored car services				
	All establishments	45	3 572	15 529	61 760
	Establishments with 1 to 4 employees	17	X	X	X
	Establishments with 5 to 9 employees	6	X	X	X
	Establishments with 10 to 19 employees	5	X	X	X
	Establishments with 20 to 49 employees	4	X	X	X
	Establishments with 50 to 99 employees	5	X	X	X
	Establishments with 100 to 249 employees	3	X	X	X
	Establishments with 250 to 499 employees	3	X	X	X
	Establishments with 500 to 999 employees	2	X	X	X
	Establishments with 1,000 employees or more	—	X	X	X
561612	Security guards and patrol services				
	All establishments	28	3 173	12 467	49 276
	Establishments with 1 to 4 employees	8	X	X	X
	Establishments with 5 to 9 employees	4	X	X	X
	Establishments with 10 to 19 employees	3	X	X	X
	Establishments with 20 to 49 employees	2	X	X	X
	Establishments with 50 to 99 employees	4	X	X	X
	Establishments with 100 to 249 employees	2	X	X	X
	Establishments with 250 to 499 employees	3	X	X	X
	Establishments with 500 to 999 employees	2	X	X	X
	Establishments with 1,000 employees or more	—	X	X	X
561613	Armored car services				
	All establishments	5	355	2 838	11 486
	Establishments with 1 to 4 employees	—	X	X	X
	Establishments with 5 to 9 employees	—	X	X	X
	Establishments with 10 to 19 employees	2	X	X	X
	Establishments with 20 to 49 employees	1	X	X	X
	Establishments with 50 to 99 employees	1	X	X	X
	Establishments with 100 to 249 employees	1	X	X	X
	Establishments with 250 to 499 employees	—	X	X	X
	Establishments with 500 to 999 employees	—	X	X	X
	Establishments with 1,000 employees or more	—	X	X	X
56162	Security systems services				
	All establishments	21	218	2 431	10 562
	Establishments with 1 to 4 employees	10	X	X	X
	Establishments with 5 to 9 employees	4	X	X	X
	Establishments with 10 to 19 employees	5	X	X	X
	Establishments with 20 to 49 employees	1	X	X	X
	Establishments with 50 to 99 employees	1	X	X	X
	Establishments with 100 to 249 employees	—	X	X	X
	Establishments with 250 to 499 employees	—	X	X	X
	Establishments with 500 to 999 employees	—	X	X	X
	Establishments with 1,000 employees or more	—	X	X	X
561621	Security systems services (except locksmiths)				
	All establishments	15	167	1 874	8 070
	Establishments with 1 to 4 employees	8	X	X	X
	Establishments with 5 to 9 employees	2	X	X	X
	Establishments with 10 to 19 employees	3	X	X	X
	Establishments with 20 to 49 employees	1	X	X	X
	Establishments with 50 to 99 employees	1	X	X	X
	Establishments with 100 to 249 employees	—	X	X	X
	Establishments with 250 to 499 employees	—	X	X	X
	Establishments with 500 to 999 employees	—	X	X	X
	Establishments with 1,000 employees or more	—	X	X	X
5617	Services to buildings and dwellings				
	All establishments	381	4 461	24 401	115 619
	Establishments with 1 to 4 employees	272	X	X	X
	Establishments with 5 to 9 employees	50	X	X	X
	Establishments with 10 to 19 employees	28	X	X	X
	Establishments with 20 to 49 employees	19	X	X	X
	Establishments with 50 to 99 employees	3	X	X	X
	Establishments with 100 to 249 employees	5	X	X	X
	Establishments with 250 to 499 employees	2	X	X	X
	Establishments with 500 to 999 employees	2	X	X	X
	Establishments with 1,000 employees or more	—	X	X	X
56171	Exterminating and pest control services				
	All establishments	28	444	1 622	8 008
	Establishments with 1 to 4 employees	18	X	X	X
	Establishments with 5 to 9 employees	3	X	X	X
	Establishments with 10 to 19 employees	2	X	X	X
	Establishments with 20 to 49 employees	4	X	X	X
	Establishments with 50 to 99 employees	—	X	X	X
	Establishments with 100 to 249 employees	—	X	X	X
	Establishments with 250 to 499 employees	1	X	X	X
	Establishments with 500 to 999 employees	—	X	X	X
	Establishments with 1,000 employees or more	—	X	X	X

See footnotes at end of table.

Table 5. Establishments, Employees, and Payroll by Industry and Employment Size of Establishments by County: 2004—Con.

[Excludes most government employees, railroad employees, and self-employed persons. Size class 1 to 4 employees includes establishments having payroll, but no employees, during mid-March pay period. For meaning of abbreviations and symbols, see introductory text. For explanation of terms, see Appendix A. For statement on reliability, see the note at the end of the table and Appendix C]

NAICS code	Geography, kind of business, and employment size class	Establishments (number)	Paid employees for pay period including March 12 (number)	First-quarter payroll (\$1,000)	Annual payroll (\$1,000)
56	UNION—Con.				
	Administrative and support and waste management and remediation services—Con.				
561	Administrative and support services—Con.				
5617	Services to buildings and dwellings—Con.				
56171	Exterminating and pest control services—Con.				
561710	Exterminating and pest control services				
	All establishments	28	444	1 622	8 008
	Establishments with 1 to 4 employees	18	X	X	X
	Establishments with 5 to 9 employees	3	X	X	X
	Establishments with 10 to 19 employees	2	X	X	X
	Establishments with 20 to 49 employees	4	X	X	X
	Establishments with 50 to 99 employees	—	X	X	X
	Establishments with 100 to 249 employees	—	X	X	X
	Establishments with 250 to 499 employees	1	X	X	X
	Establishments with 500 to 999 employees	—	X	X	X
	Establishments with 1,000 employees or more	—	X	X	X
56172	Janitorial services				
	All establishments	120	2 899	16 012	63 224
	Establishments with 1 to 4 employees	70	X	X	X
	Establishments with 5 to 9 employees	18	X	X	X
	Establishments with 10 to 19 employees	12	X	X	X
	Establishments with 20 to 49 employees	13	X	X	X
	Establishments with 50 to 99 employees	1	X	X	X
	Establishments with 100 to 249 employees	3	X	X	X
	Establishments with 250 to 499 employees	1	X	X	X
	Establishments with 500 to 999 employees	2	X	X	X
	Establishments with 1,000 employees or more	—	X	X	X
561720	Janitorial services				
	All establishments	120	2 899	16 012	63 224
	Establishments with 1 to 4 employees	70	X	X	X
	Establishments with 5 to 9 employees	18	X	X	X
	Establishments with 10 to 19 employees	12	X	X	X
	Establishments with 20 to 49 employees	13	X	X	X
	Establishments with 50 to 99 employees	1	X	X	X
	Establishments with 100 to 249 employees	3	X	X	X
	Establishments with 250 to 499 employees	1	X	X	X
	Establishments with 500 to 999 employees	2	X	X	X
	Establishments with 1,000 employees or more	—	X	X	X
56173	Landscaping services				
	All establishments	206	895	5 230	36 012
	Establishments with 1 to 4 employees	168	X	X	X
	Establishments with 5 to 9 employees	23	X	X	X
	Establishments with 10 to 19 employees	11	X	X	X
	Establishments with 20 to 49 employees	1	X	X	X
	Establishments with 50 to 99 employees	1	X	X	X
	Establishments with 100 to 249 employees	2	X	X	X
	Establishments with 250 to 499 employees	—	X	X	X
	Establishments with 500 to 999 employees	—	X	X	X
	Establishments with 1,000 employees or more	—	X	X	X
561730	Landscaping services				
	All establishments	206	895	5 230	36 012
	Establishments with 1 to 4 employees	168	X	X	X
	Establishments with 5 to 9 employees	23	X	X	X
	Establishments with 10 to 19 employees	11	X	X	X
	Establishments with 20 to 49 employees	1	X	X	X
	Establishments with 50 to 99 employees	1	X	X	X
	Establishments with 100 to 249 employees	2	X	X	X
	Establishments with 250 to 499 employees	—	X	X	X
	Establishments with 500 to 999 employees	—	X	X	X
	Establishments with 1,000 employees or more	—	X	X	X
56179	Other services to buildings and dwellings				
	All establishments	18	173	1 341	7 296
	Establishments with 1 to 4 employees	9	X	X	X
	Establishments with 5 to 9 employees	5	X	X	X
	Establishments with 10 to 19 employees	3	X	X	X
	Establishments with 20 to 49 employees	—	X	X	X
	Establishments with 50 to 99 employees	1	X	X	X
	Establishments with 100 to 249 employees	—	X	X	X
	Establishments with 250 to 499 employees	—	X	X	X
	Establishments with 500 to 999 employees	—	X	X	X
	Establishments with 1,000 employees or more	—	X	X	X
561790	Other services to buildings and dwellings				
	All establishments	18	173	1 341	7 296
	Establishments with 1 to 4 employees	9	X	X	X
	Establishments with 5 to 9 employees	5	X	X	X
	Establishments with 10 to 19 employees	3	X	X	X
	Establishments with 20 to 49 employees	—	X	X	X
	Establishments with 50 to 99 employees	1	X	X	X
	Establishments with 100 to 249 employees	—	X	X	X
	Establishments with 250 to 499 employees	—	X	X	X

See footnotes at end of table.

Table 5. Establishments, Employees, and Payroll by Industry and Employment Size of Establishments by County: 2004—Con.

[Excludes most government employees, railroad employees, and self-employed persons. Size class 1 to 4 employees includes establishments having payroll, but no employees, during mid-March pay period. For meaning of abbreviations and symbols, see introductory text. For explanation of terms, see Appendix A. For statement on reliability, see the note at the end of the table and Appendix C]

NAICS code	Geography, kind of business, and employment size class	Establishments (number)	Paid employees for pay period including March 12 (number)	First-quarter payroll (\$1,000)	Annual payroll (\$1,000)
56	UNION—Con.				
	Administrative and support and waste management and remediation services—Con.				
561	Administrative and support services—Con.				
5617	Services to buildings and dwellings—Con.				
56179	Other services to buildings and dwellings—Con.				
561790	Other services to buildings and dwellings—Con.				
	All establishments—Con.				
	Establishments with 500 to 999 employees	—	X	X	X
	Establishments with 1,000 employees or more	—	X	X	X
5619	Other support services				
	All establishments	39	801	3 702	15 379
	Establishments with 1 to 4 employees	21	X	X	X
	Establishments with 5 to 9 employees	6	X	X	X
	Establishments with 10 to 19 employees	4	X	X	X
	Establishments with 20 to 49 employees	4	X	X	X
	Establishments with 50 to 99 employees	1	X	X	X
	Establishments with 100 to 249 employees	3	X	X	X
	Establishments with 250 to 499 employees	—	X	X	X
	Establishments with 500 to 999 employees	—	X	X	X
	Establishments with 1,000 employees or more	—	X	X	X
56191	Packaging and labeling services				
	All establishments	9	459	1 891	7 312
	Establishments with 1 to 4 employees	3	X	X	X
	Establishments with 5 to 9 employees	2	X	X	X
	Establishments with 10 to 19 employees	—	X	X	X
	Establishments with 20 to 49 employees	1	X	X	X
	Establishments with 50 to 99 employees	1	X	X	X
	Establishments with 100 to 249 employees	2	X	X	X
	Establishments with 250 to 499 employees	—	X	X	X
	Establishments with 500 to 999 employees	—	X	X	X
	Establishments with 1,000 employees or more	—	X	X	X
561910	Packaging and labeling services				
	All establishments	9	459	1 891	7 312
	Establishments with 1 to 4 employees	3	X	X	X
	Establishments with 5 to 9 employees	2	X	X	X
	Establishments with 10 to 19 employees	—	X	X	X
	Establishments with 20 to 49 employees	1	X	X	X
	Establishments with 50 to 99 employees	1	X	X	X
	Establishments with 100 to 249 employees	2	X	X	X
	Establishments with 250 to 499 employees	—	X	X	X
	Establishments with 500 to 999 employees	—	X	X	X
	Establishments with 1,000 employees or more	—	X	X	X
56199	All other support services				
	All establishments	26	339	1 798	7 983
	Establishments with 1 to 4 employees	14	X	X	X
	Establishments with 5 to 9 employees	4	X	X	X
	Establishments with 10 to 19 employees	4	X	X	X
	Establishments with 20 to 49 employees	3	X	X	X
	Establishments with 50 to 99 employees	—	X	X	X
	Establishments with 100 to 249 employees	1	X	X	X
	Establishments with 250 to 499 employees	—	X	X	X
	Establishments with 500 to 999 employees	—	X	X	X
	Establishments with 1,000 employees or more	—	X	X	X
561990	All other support services				
	All establishments	26	339	1 798	7 983
	Establishments with 1 to 4 employees	14	X	X	X
	Establishments with 5 to 9 employees	4	X	X	X
	Establishments with 10 to 19 employees	4	X	X	X
	Establishments with 20 to 49 employees	3	X	X	X
	Establishments with 50 to 99 employees	—	X	X	X
	Establishments with 100 to 249 employees	1	X	X	X
	Establishments with 250 to 499 employees	—	X	X	X
	Establishments with 500 to 999 employees	—	X	X	X
	Establishments with 1,000 employees or more	—	X	X	X
562	Waste management and remediation services				
	All establishments	48	877	11 819	48 101
	Establishments with 1 to 4 employees	20	X	X	X
	Establishments with 5 to 9 employees	11	X	X	X
	Establishments with 10 to 19 employees	6	X	X	X
	Establishments with 20 to 49 employees	5	X	X	X
	Establishments with 50 to 99 employees	4	X	X	X
	Establishments with 100 to 249 employees	2	X	X	X
	Establishments with 250 to 499 employees	—	X	X	X
	Establishments with 500 to 999 employees	—	X	X	X
	Establishments with 1,000 employees or more	—	X	X	X

See footnotes at end of table.

Table 5. Establishments, Employees, and Payroll by Industry and Employment Size of Establishments by County: 2004—Con.

[Excludes most government employees, railroad employees, and self-employed persons. Size class 1 to 4 employees includes establishments having payroll, but no employees, during mid-March pay period. For meaning of abbreviations and symbols, see introductory text. For explanation of terms, see Appendix A. For statement on reliability, see the note at the end of the table and Appendix C]

NAICS code	Geography, kind of business, and employment size class	Establishments (number)	Paid employees for pay period including March 12 (number)	First-quarter payroll (\$1,000)	Annual payroll (\$1,000)
	UNION—Con.				
56	Administrative and support and waste management and remediation services—Con.				
562	Waste management and remediation services—Con.				
5621	Waste collection				
	All establishments	25	552	6 846	29 164
	Establishments with 1 to 4 employees	12	X	X	X
	Establishments with 5 to 9 employees	4	X	X	X
	Establishments with 10 to 19 employees	2	X	X	X
	Establishments with 20 to 49 employees	3	X	X	X
	Establishments with 50 to 99 employees	2	X	X	X
	Establishments with 100 to 249 employees	2	X	X	X
	Establishments with 250 to 499 employees	—	X	X	X
	Establishments with 500 to 999 employees	—	X	X	X
	Establishments with 1,000 employees or more	—	X	X	X
56211	Waste collection				
	All establishments	25	552	6 846	29 164
	Establishments with 1 to 4 employees	12	X	X	X
	Establishments with 5 to 9 employees	4	X	X	X
	Establishments with 10 to 19 employees	2	X	X	X
	Establishments with 20 to 49 employees	3	X	X	X
	Establishments with 50 to 99 employees	2	X	X	X
	Establishments with 100 to 249 employees	2	X	X	X
	Establishments with 250 to 499 employees	—	X	X	X
	Establishments with 500 to 999 employees	—	X	X	X
	Establishments with 1,000 employees or more	—	X	X	X
562111	Solid waste collection				
	All establishments	17	456	5 527	23 546
	Establishments with 1 to 4 employees	6	X	X	X
	Establishments with 5 to 9 employees	4	X	X	X
	Establishments with 10 to 19 employees	2	X	X	X
	Establishments with 20 to 49 employees	2	X	X	X
	Establishments with 50 to 99 employees	1	X	X	X
	Establishments with 100 to 249 employees	2	X	X	X
	Establishments with 250 to 499 employees	—	X	X	X
	Establishments with 500 to 999 employees	—	X	X	X
	Establishments with 1,000 employees or more	—	X	X	X
5629	Remediation and other waste management services				
	All establishments	16	238	3 272	13 549
	Establishments with 1 to 4 employees	5	X	X	X
	Establishments with 5 to 9 employees	4	X	X	X
	Establishments with 10 to 19 employees	4	X	X	X
	Establishments with 20 to 49 employees	2	X	X	X
	Establishments with 50 to 99 employees	1	X	X	X
	Establishments with 100 to 249 employees	—	X	X	X
	Establishments with 250 to 499 employees	—	X	X	X
	Establishments with 500 to 999 employees	—	X	X	X
	Establishments with 1,000 employees or more	—	X	X	X
56291	Remediation services				
	All establishments	10	149	2 028	8 653
	Establishments with 1 to 4 employees	3	X	X	X
	Establishments with 5 to 9 employees	3	X	X	X
	Establishments with 10 to 19 employees	3	X	X	X
	Establishments with 20 to 49 employees	—	X	X	X
	Establishments with 50 to 99 employees	1	X	X	X
	Establishments with 100 to 249 employees	—	X	X	X
	Establishments with 250 to 499 employees	—	X	X	X
	Establishments with 500 to 999 employees	—	X	X	X
	Establishments with 1,000 employees or more	—	X	X	X
562910	Remediation services				
	All establishments	10	149	2 028	8 653
	Establishments with 1 to 4 employees	3	X	X	X
	Establishments with 5 to 9 employees	3	X	X	X
	Establishments with 10 to 19 employees	3	X	X	X
	Establishments with 20 to 49 employees	—	X	X	X
	Establishments with 50 to 99 employees	1	X	X	X
	Establishments with 100 to 249 employees	—	X	X	X
	Establishments with 250 to 499 employees	—	X	X	X
	Establishments with 500 to 999 employees	—	X	X	X
	Establishments with 1,000 employees or more	—	X	X	X
61	Educational services				
	All establishments	162	3 775	25 952	105 219
	Establishments with 1 to 4 employees	74	X	X	X
	Establishments with 5 to 9 employees	29	X	X	X
	Establishments with 10 to 19 employees	22	X	X	X
	Establishments with 20 to 49 employees	18	X	X	X
	Establishments with 50 to 99 employees	10	X	X	X
	Establishments with 100 to 249 employees	8	X	X	X
	Establishments with 250 to 499 employees	1	X	X	X
	Establishments with 500 to 999 employees	—	X	X	X
	Establishments with 1,000 employees or more	—	X	X	X

See footnotes at end of table.

Table 5. Establishments, Employees, and Payroll by Industry and Employment Size of Establishments by County: 2004—Con.

[Excludes most government employees, railroad employees, and self-employed persons. Size class 1 to 4 employees includes establishments having payroll, but no employees, during mid-March pay period. For meaning of abbreviations and symbols, see introductory text. For explanation of terms, see Appendix A. For statement on reliability, see the note at the end of the table and Appendix C]

NAICS code	Geography, kind of business, and employment size class	Establishments (number)	Paid employees for pay period including March 12 (number)	First-quarter payroll (\$1,000)	Annual payroll (\$1,000)
	UNION—Con.				
61	Educational services—Con.				
611	Educational services				
	All establishments	162	3 775	25 952	105 219
	Establishments with 1 to 4 employees	74	X	X	X
	Establishments with 5 to 9 employees	29	X	X	X
	Establishments with 10 to 19 employees	22	X	X	X
	Establishments with 20 to 49 employees	18	X	X	X
	Establishments with 50 to 99 employees	10	X	X	X
	Establishments with 100 to 249 employees	8	X	X	X
	Establishments with 250 to 499 employees	1	X	X	X
	Establishments with 500 to 999 employees	—	X	X	X
	Establishments with 1,000 employees or more	—	X	X	X
6111	Elementary and secondary schools				
	All establishments	32	2 469	19 568	78 282
	Establishments with 1 to 4 employees	2	X	X	X
	Establishments with 5 to 9 employees	3	X	X	X
	Establishments with 10 to 19 employees	3	X	X	X
	Establishments with 20 to 49 employees	10	X	X	X
	Establishments with 50 to 99 employees	7	X	X	X
	Establishments with 100 to 249 employees	6	X	X	X
	Establishments with 250 to 499 employees	1	X	X	X
	Establishments with 500 to 999 employees	—	X	X	X
	Establishments with 1,000 employees or more	—	X	X	X
61111	Elementary and secondary schools				
	All establishments	32	2 469	19 568	78 282
	Establishments with 1 to 4 employees	2	X	X	X
	Establishments with 5 to 9 employees	3	X	X	X
	Establishments with 10 to 19 employees	3	X	X	X
	Establishments with 20 to 49 employees	10	X	X	X
	Establishments with 50 to 99 employees	7	X	X	X
	Establishments with 100 to 249 employees	6	X	X	X
	Establishments with 250 to 499 employees	1	X	X	X
	Establishments with 500 to 999 employees	—	X	X	X
	Establishments with 1,000 employees or more	—	X	X	X
611110	Elementary and secondary schools				
	All establishments	32	2 469	19 568	78 282
	Establishments with 1 to 4 employees	2	X	X	X
	Establishments with 5 to 9 employees	3	X	X	X
	Establishments with 10 to 19 employees	3	X	X	X
	Establishments with 20 to 49 employees	10	X	X	X
	Establishments with 50 to 99 employees	7	X	X	X
	Establishments with 100 to 249 employees	6	X	X	X
	Establishments with 250 to 499 employees	1	X	X	X
	Establishments with 500 to 999 employees	—	X	X	X
	Establishments with 1,000 employees or more	—	X	X	X
6115	Technical and trade schools				
	All establishments	17	232	2 122	8 903
	Establishments with 1 to 4 employees	9	X	X	X
	Establishments with 5 to 9 employees	3	X	X	X
	Establishments with 10 to 19 employees	4	X	X	X
	Establishments with 20 to 49 employees	—	X	X	X
	Establishments with 50 to 99 employees	—	X	X	X
	Establishments with 100 to 249 employees	1	X	X	X
	Establishments with 250 to 499 employees	—	X	X	X
	Establishments with 500 to 999 employees	—	X	X	X
	Establishments with 1,000 employees or more	—	X	X	X
61151	Technical and trade schools				
	All establishments	17	232	2 122	8 903
	Establishments with 1 to 4 employees	9	X	X	X
	Establishments with 5 to 9 employees	3	X	X	X
	Establishments with 10 to 19 employees	4	X	X	X
	Establishments with 20 to 49 employees	—	X	X	X
	Establishments with 50 to 99 employees	—	X	X	X
	Establishments with 100 to 249 employees	1	X	X	X
	Establishments with 250 to 499 employees	—	X	X	X
	Establishments with 500 to 999 employees	—	X	X	X
	Establishments with 1,000 employees or more	—	X	X	X
611519	Other technical and trade schools				
	All establishments	12	208	1 971	8 296
	Establishments with 1 to 4 employees	6	X	X	X
	Establishments with 5 to 9 employees	2	X	X	X
	Establishments with 10 to 19 employees	3	X	X	X
	Establishments with 20 to 49 employees	—	X	X	X
	Establishments with 50 to 99 employees	—	X	X	X
	Establishments with 100 to 249 employees	1	X	X	X
	Establishments with 250 to 499 employees	—	X	X	X
	Establishments with 500 to 999 employees	—	X	X	X
	Establishments with 1,000 employees or more	—	X	X	X

See footnotes at end of table.

Table 5. Establishments, Employees, and Payroll by Industry and Employment Size of Establishments by County: 2004—Con.

[Excludes most government employees, railroad employees, and self-employed persons. Size class 1 to 4 employees includes establishments having payroll, but no employees, during mid-March pay period. For meaning of abbreviations and symbols, see introductory text. For explanation of terms, see Appendix A. For statement on reliability, see the note at the end of the table and Appendix C]

NAICS code	Geography, kind of business, and employment size class	Establishments (number)	Paid employees for pay period including March 12 (number)	First-quarter payroll (\$1,000)	Annual payroll (\$1,000)
	UNION—Con.				
61	Educational services—Con.				
611	Educational services—Con.				
6116	Other schools and instruction				
	All establishments	84	806	2 815	12 258
	Establishments with 1 to 4 employees	44	X	X	X
	Establishments with 5 to 9 employees	19	X	X	X
	Establishments with 10 to 19 employees	11	X	X	X
	Establishments with 20 to 49 employees	7	X	X	X
	Establishments with 50 to 99 employees	3	X	X	X
	Establishments with 100 to 249 employees	—	X	X	X
	Establishments with 250 to 499 employees	—	X	X	X
	Establishments with 500 to 999 employees	—	X	X	X
	Establishments with 1,000 employees or more	—	X	X	X
61161	Fine arts schools				
	All establishments	32	334	1 017	3 975
	Establishments with 1 to 4 employees	17	X	X	X
	Establishments with 5 to 9 employees	7	X	X	X
	Establishments with 10 to 19 employees	3	X	X	X
	Establishments with 20 to 49 employees	4	X	X	X
	Establishments with 50 to 99 employees	1	X	X	X
	Establishments with 100 to 249 employees	—	X	X	X
	Establishments with 250 to 499 employees	—	X	X	X
	Establishments with 500 to 999 employees	—	X	X	X
	Establishments with 1,000 employees or more	—	X	X	X
611610	Fine arts schools				
	All establishments	32	334	1 017	3 975
	Establishments with 1 to 4 employees	17	X	X	X
	Establishments with 5 to 9 employees	7	X	X	X
	Establishments with 10 to 19 employees	3	X	X	X
	Establishments with 20 to 49 employees	4	X	X	X
	Establishments with 50 to 99 employees	1	X	X	X
	Establishments with 100 to 249 employees	—	X	X	X
	Establishments with 250 to 499 employees	—	X	X	X
	Establishments with 500 to 999 employees	—	X	X	X
	Establishments with 1,000 employees or more	—	X	X	X
61163	Language schools				
	All establishments	9	121	277	1 264
	Establishments with 1 to 4 employees	5	X	X	X
	Establishments with 5 to 9 employees	1	X	X	X
	Establishments with 10 to 19 employees	1	X	X	X
	Establishments with 20 to 49 employees	1	X	X	X
	Establishments with 50 to 99 employees	1	X	X	X
	Establishments with 100 to 249 employees	—	X	X	X
	Establishments with 250 to 499 employees	—	X	X	X
	Establishments with 500 to 999 employees	—	X	X	X
	Establishments with 1,000 employees or more	—	X	X	X
611630	Language schools				
	All establishments	9	121	277	1 264
	Establishments with 1 to 4 employees	5	X	X	X
	Establishments with 5 to 9 employees	1	X	X	X
	Establishments with 10 to 19 employees	1	X	X	X
	Establishments with 20 to 49 employees	1	X	X	X
	Establishments with 50 to 99 employees	1	X	X	X
	Establishments with 100 to 249 employees	—	X	X	X
	Establishments with 250 to 499 employees	—	X	X	X
	Establishments with 500 to 999 employees	—	X	X	X
	Establishments with 1,000 employees or more	—	X	X	X
61169	All other schools and instruction				
	All establishments	26	259	1 071	5 035
	Establishments with 1 to 4 employees	11	X	X	X
	Establishments with 5 to 9 employees	7	X	X	X
	Establishments with 10 to 19 employees	6	X	X	X
	Establishments with 20 to 49 employees	1	X	X	X
	Establishments with 50 to 99 employees	1	X	X	X
	Establishments with 100 to 249 employees	—	X	X	X
	Establishments with 250 to 499 employees	—	X	X	X
	Establishments with 500 to 999 employees	—	X	X	X
	Establishments with 1,000 employees or more	—	X	X	X
611691	Exam preparation and tutoring				
	All establishments	11	175	413	1 866
	Establishments with 1 to 4 employees	3	X	X	X
	Establishments with 5 to 9 employees	2	X	X	X
	Establishments with 10 to 19 employees	5	X	X	X
	Establishments with 20 to 49 employees	—	X	X	X
	Establishments with 50 to 99 employees	1	X	X	X
	Establishments with 100 to 249 employees	—	X	X	X
	Establishments with 250 to 499 employees	—	X	X	X
	Establishments with 500 to 999 employees	—	X	X	X
	Establishments with 1,000 employees or more	—	X	X	X

See footnotes at end of table.

Table 5. Establishments, Employees, and Payroll by Industry and Employment Size of Establishments by County: 2004—Con.

[Excludes most government employees, railroad employees, and self-employed persons. Size class 1 to 4 employees includes establishments having payroll, but no employees, during mid-March pay period. For meaning of abbreviations and symbols, see introductory text. For explanation of terms, see Appendix A. For statement on reliability, see the note at the end of the table and Appendix C]

NAICS code	Geography, kind of business, and employment size class	Establishments (number)	Paid employees for pay period including March 12 (number)	First-quarter payroll (\$1,000)	Annual payroll (\$1,000)
UNION—Con.					
61	Educational services—Con.				
611	Educational services—Con.				
6117	Educational support services				
	All establishments	11	156	447	1 786
	Establishments with 1 to 4 employees	7	X	X	X
	Establishments with 5 to 9 employees	3	X	X	X
	Establishments with 10 to 19 employees	—	X	X	X
	Establishments with 20 to 49 employees	—	X	X	X
	Establishments with 50 to 99 employees	—	X	X	X
	Establishments with 100 to 249 employees	1	X	X	X
	Establishments with 250 to 499 employees	—	X	X	X
	Establishments with 500 to 999 employees	—	X	X	X
	Establishments with 1,000 employees or more	—	X	X	X
61171	Educational support services				
	All establishments	11	156	447	1 786
	Establishments with 1 to 4 employees	7	X	X	X
	Establishments with 5 to 9 employees	3	X	X	X
	Establishments with 10 to 19 employees	—	X	X	X
	Establishments with 20 to 49 employees	—	X	X	X
	Establishments with 50 to 99 employees	—	X	X	X
	Establishments with 100 to 249 employees	1	X	X	X
	Establishments with 250 to 499 employees	—	X	X	X
	Establishments with 500 to 999 employees	—	X	X	X
	Establishments with 1,000 employees or more	—	X	X	X
611710	Educational support services				
	All establishments	11	156	447	1 786
	Establishments with 1 to 4 employees	7	X	X	X
	Establishments with 5 to 9 employees	3	X	X	X
	Establishments with 10 to 19 employees	—	X	X	X
	Establishments with 20 to 49 employees	—	X	X	X
	Establishments with 50 to 99 employees	—	X	X	X
	Establishments with 100 to 249 employees	1	X	X	X
	Establishments with 250 to 499 employees	—	X	X	X
	Establishments with 500 to 999 employees	—	X	X	X
	Establishments with 1,000 employees or more	—	X	X	X
62	Health care and social assistance				
	All establishments	1 497	27 182	239 250	1 064 910
	Establishments with 1 to 4 employees	719	X	X	X
	Establishments with 5 to 9 employees	366	X	X	X
	Establishments with 10 to 19 employees	221	X	X	X
	Establishments with 20 to 49 employees	111	X	X	X
	Establishments with 50 to 99 employees	39	X	X	X
	Establishments with 100 to 249 employees	26	X	X	X
	Establishments with 250 to 499 employees	7	X	X	X
	Establishments with 500 to 999 employees	5	X	X	X
	Establishments with 1,000 employees or more	3	X	X	X
621	Ambulatory health care services				
	All establishments	1 172	10 800	104 666	489 831
	Establishments with 1 to 4 employees	636	X	X	X
	Establishments with 5 to 9 employees	288	X	X	X
	Establishments with 10 to 19 employees	148	X	X	X
	Establishments with 20 to 49 employees	67	X	X	X
	Establishments with 50 to 99 employees	20	X	X	X
	Establishments with 100 to 249 employees	10	X	X	X
	Establishments with 250 to 499 employees	3	X	X	X
	Establishments with 500 to 999 employees	—	X	X	X
	Establishments with 1,000 employees or more	—	X	X	X
6211	Offices of physicians				
	All establishments	498	4 035	51 636	259 215
	Establishments with 1 to 4 employees	263	X	X	X
	Establishments with 5 to 9 employees	122	X	X	X
	Establishments with 10 to 19 employees	75	X	X	X
	Establishments with 20 to 49 employees	29	X	X	X
	Establishments with 50 to 99 employees	8	X	X	X
	Establishments with 100 to 249 employees	—	X	X	X
	Establishments with 250 to 499 employees	1	X	X	X
	Establishments with 500 to 999 employees	—	X	X	X
	Establishments with 1,000 employees or more	—	X	X	X
62111	Offices of physicians				
	All establishments	498	4 035	51 636	259 215
	Establishments with 1 to 4 employees	263	X	X	X
	Establishments with 5 to 9 employees	122	X	X	X
	Establishments with 10 to 19 employees	75	X	X	X
	Establishments with 20 to 49 employees	29	X	X	X
	Establishments with 50 to 99 employees	8	X	X	X
	Establishments with 100 to 249 employees	—	X	X	X
	Establishments with 250 to 499 employees	1	X	X	X
	Establishments with 500 to 999 employees	—	X	X	X
	Establishments with 1,000 employees or more	—	X	X	X

See footnotes at end of table.

Table 5. Establishments, Employees, and Payroll by Industry and Employment Size of Establishments by County: 2004—Con.

[Excludes most government employees, railroad employees, and self-employed persons. Size class 1 to 4 employees includes establishments having payroll, but no employees, during mid-March pay period. For meaning of abbreviations and symbols, see introductory text. For explanation of terms, see Appendix A. For statement on reliability, see the note at the end of the table and Appendix C]

NAICS code	Geography, kind of business, and employment size class	Establishments (number)	Paid employees for pay period including March 12 (number)	First-quarter payroll (\$1,000)	Annual payroll (\$1,000)
62	UNION—Con.				
	Health care and social assistance—Con.				
621	Ambulatory health care services—Con.				
6211	Offices of physicians—Con.				
62111	Offices of physicians—Con.				
621111	Offices of physicians (except mental health specialists)				
	All establishments	470	3 966	51 008	256 473
	Establishments with 1 to 4 employees	240	X	X	X
	Establishments with 5 to 9 employees	118	X	X	X
	Establishments with 10 to 19 employees	74	X	X	X
	Establishments with 20 to 49 employees	29	X	X	X
	Establishments with 50 to 99 employees	8	X	X	X
	Establishments with 100 to 249 employees	—	X	X	X
	Establishments with 250 to 499 employees	1	X	X	X
	Establishments with 500 to 999 employees	—	X	X	X
	Establishments with 1,000 employees or more	—	X	X	X
6212	Offices of dentists				
	All establishments	321	1 747	14 001	63 064
	Establishments with 1 to 4 employees	173	X	X	X
	Establishments with 5 to 9 employees	104	X	X	X
	Establishments with 10 to 19 employees	38	X	X	X
	Establishments with 20 to 49 employees	6	X	X	X
	Establishments with 50 to 99 employees	—	X	X	X
	Establishments with 100 to 249 employees	—	X	X	X
	Establishments with 250 to 499 employees	—	X	X	X
	Establishments with 500 to 999 employees	—	X	X	X
	Establishments with 1,000 employees or more	—	X	X	X
62121	Offices of dentists				
	All establishments	321	1 747	14 001	63 064
	Establishments with 1 to 4 employees	173	X	X	X
	Establishments with 5 to 9 employees	104	X	X	X
	Establishments with 10 to 19 employees	38	X	X	X
	Establishments with 20 to 49 employees	6	X	X	X
	Establishments with 50 to 99 employees	—	X	X	X
	Establishments with 100 to 249 employees	—	X	X	X
	Establishments with 250 to 499 employees	—	X	X	X
	Establishments with 500 to 999 employees	—	X	X	X
	Establishments with 1,000 employees or more	—	X	X	X
621210	Offices of dentists				
	All establishments	321	1 747	14 001	63 064
	Establishments with 1 to 4 employees	173	X	X	X
	Establishments with 5 to 9 employees	104	X	X	X
	Establishments with 10 to 19 employees	38	X	X	X
	Establishments with 20 to 49 employees	6	X	X	X
	Establishments with 50 to 99 employees	—	X	X	X
	Establishments with 100 to 249 employees	—	X	X	X
	Establishments with 250 to 499 employees	—	X	X	X
	Establishments with 500 to 999 employees	—	X	X	X
	Establishments with 1,000 employees or more	—	X	X	X
6213	Offices of other health practitioners				
	All establishments	223	882	6 386	29 743
	Establishments with 1 to 4 employees	165	X	X	X
	Establishments with 5 to 9 employees	42	X	X	X
	Establishments with 10 to 19 employees	10	X	X	X
	Establishments with 20 to 49 employees	5	X	X	X
	Establishments with 50 to 99 employees	1	X	X	X
	Establishments with 100 to 249 employees	—	X	X	X
	Establishments with 250 to 499 employees	—	X	X	X
	Establishments with 500 to 999 employees	—	X	X	X
	Establishments with 1,000 employees or more	—	X	X	X
62131	Offices of chiropractors				
	All establishments	88	257	1 509	7 074
	Establishments with 1 to 4 employees	71	X	X	X
	Establishments with 5 to 9 employees	15	X	X	X
	Establishments with 10 to 19 employees	1	X	X	X
	Establishments with 20 to 49 employees	1	X	X	X
	Establishments with 50 to 99 employees	—	X	X	X
	Establishments with 100 to 249 employees	—	X	X	X
	Establishments with 250 to 499 employees	—	X	X	X
	Establishments with 500 to 999 employees	—	X	X	X
	Establishments with 1,000 employees or more	—	X	X	X
621310	Offices of chiropractors				
	All establishments	88	257	1 509	7 074
	Establishments with 1 to 4 employees	71	X	X	X
	Establishments with 5 to 9 employees	15	X	X	X
	Establishments with 10 to 19 employees	1	X	X	X
	Establishments with 20 to 49 employees	1	X	X	X
	Establishments with 50 to 99 employees	—	X	X	X
	Establishments with 100 to 249 employees	—	X	X	X
	Establishments with 250 to 499 employees	—	X	X	X
	Establishments with 500 to 999 employees	—	X	X	X
	Establishments with 1,000 employees or more	—	X	X	X

See footnotes at end of table.

Table 5. Establishments, Employees, and Payroll by Industry and Employment Size of Establishments by County: 2004—Con.

[Excludes most government employees, railroad employees, and self-employed persons. Size class 1 to 4 employees includes establishments having payroll, but no employees, during mid-March pay period. For meaning of abbreviations and symbols, see introductory text. For explanation of terms, see Appendix A. For statement on reliability, see the note at the end of the table and Appendix C]

NAICS code	Geography, kind of business, and employment size class	Establishments (number)	Paid employees for pay period including March 12 (number)	First-quarter payroll (\$1,000)	Annual payroll (\$1,000)
62	UNION—Con.				
	Health care and social assistance—Con.				
621	Ambulatory health care services—Con.				
6213	Offices of other health practitioners—Con.				
62132	Offices of optometrists				
	All establishments	25	113	725	3 374
	Establishments with 1 to 4 employees	15	X	X	X
	Establishments with 5 to 9 employees	9	X	X	X
	Establishments with 10 to 19 employees	—	X	X	X
	Establishments with 20 to 49 employees	1	X	X	X
	Establishments with 50 to 99 employees	—	X	X	X
	Establishments with 100 to 249 employees	—	X	X	X
	Establishments with 250 to 499 employees	—	X	X	X
	Establishments with 500 to 999 employees	—	X	X	X
	Establishments with 1,000 employees or more	—	X	X	X
621320	Offices of optometrists				
	All establishments	25	113	725	3 374
	Establishments with 1 to 4 employees	15	X	X	X
	Establishments with 5 to 9 employees	9	X	X	X
	Establishments with 10 to 19 employees	—	X	X	X
	Establishments with 20 to 49 employees	1	X	X	X
	Establishments with 50 to 99 employees	—	X	X	X
	Establishments with 100 to 249 employees	—	X	X	X
	Establishments with 250 to 499 employees	—	X	X	X
	Establishments with 500 to 999 employees	—	X	X	X
	Establishments with 1,000 employees or more	—	X	X	X
62134	Offices of physical, occupational and speech therapists, and audiologists				
	All establishments	38	236	2 254	10 131
	Establishments with 1 to 4 employees	26	X	X	X
	Establishments with 5 to 9 employees	6	X	X	X
	Establishments with 10 to 19 employees	3	X	X	X
	Establishments with 20 to 49 employees	2	X	X	X
	Establishments with 50 to 99 employees	1	X	X	X
	Establishments with 100 to 249 employees	—	X	X	X
	Establishments with 250 to 499 employees	—	X	X	X
	Establishments with 500 to 999 employees	—	X	X	X
	Establishments with 1,000 employees or more	—	X	X	X
621340	Offices of physical, occupational, and speech therapists and audiologists				
	All establishments	38	236	2 254	10 131
	Establishments with 1 to 4 employees	26	X	X	X
	Establishments with 5 to 9 employees	6	X	X	X
	Establishments with 10 to 19 employees	3	X	X	X
	Establishments with 20 to 49 employees	2	X	X	X
	Establishments with 50 to 99 employees	1	X	X	X
	Establishments with 100 to 249 employees	—	X	X	X
	Establishments with 250 to 499 employees	—	X	X	X
	Establishments with 500 to 999 employees	—	X	X	X
	Establishments with 1,000 employees or more	—	X	X	X
62139	Offices of all other health practitioners				
	All establishments	45	207	1 295	6 301
	Establishments with 1 to 4 employees	31	X	X	X
	Establishments with 5 to 9 employees	8	X	X	X
	Establishments with 10 to 19 employees	5	X	X	X
	Establishments with 20 to 49 employees	1	X	X	X
	Establishments with 50 to 99 employees	—	X	X	X
	Establishments with 100 to 249 employees	—	X	X	X
	Establishments with 250 to 499 employees	—	X	X	X
	Establishments with 500 to 999 employees	—	X	X	X
	Establishments with 1,000 employees or more	—	X	X	X
621391	Offices of podiatrists				
	All establishments	28	163	1 159	5 292
	Establishments with 1 to 4 employees	16	X	X	X
	Establishments with 5 to 9 employees	7	X	X	X
	Establishments with 10 to 19 employees	4	X	X	X
	Establishments with 20 to 49 employees	1	X	X	X
	Establishments with 50 to 99 employees	—	X	X	X
	Establishments with 100 to 249 employees	—	X	X	X
	Establishments with 250 to 499 employees	—	X	X	X
	Establishments with 500 to 999 employees	—	X	X	X
	Establishments with 1,000 employees or more	—	X	X	X
6214	Outpatient care centers				
	All establishments	48	1 001	8 666	41 233
	Establishments with 1 to 4 employees	10	X	X	X
	Establishments with 5 to 9 employees	8	X	X	X
	Establishments with 10 to 19 employees	13	X	X	X
	Establishments with 20 to 49 employees	13	X	X	X
	Establishments with 50 to 99 employees	3	X	X	X
	Establishments with 100 to 249 employees	1	X	X	X
	Establishments with 250 to 499 employees	—	X	X	X
	Establishments with 500 to 999 employees	—	X	X	X

See footnotes at end of table.

Table 5. Establishments, Employees, and Payroll by Industry and Employment Size of Establishments by County: 2004—Con.

[Excludes most government employees, railroad employees, and self-employed persons. Size class 1 to 4 employees includes establishments having payroll, but no employees, during mid-March pay period. For meaning of abbreviations and symbols, see introductory text. For explanation of terms, see Appendix A. For statement on reliability, see the note at the end of the table and Appendix C]

NAICS code	Geography, kind of business, and employment size class	Establishments (number)	Paid employees for pay period including March 12 (number)	First-quarter payroll (\$1,000)	Annual payroll (\$1,000)
	UNION—Con.				
62	Health care and social assistance—Con.				
621	Ambulatory health care services—Con.				
6214	Outpatient care centers—Con.				
	All establishments—Con.				
	Establishments with 1,000 employees or more	—	X	X	X
62142	Outpatient mental health and substance abuse centers				
	All establishments	11	202	1 384	10 139
	Establishments with 1 to 4 employees	2	X	X	X
	Establishments with 5 to 9 employees	2	X	X	X
	Establishments with 10 to 19 employees	3	X	X	X
	Establishments with 20 to 49 employees	4	X	X	X
	Establishments with 50 to 99 employees	—	X	X	X
	Establishments with 100 to 249 employees	—	X	X	X
	Establishments with 250 to 499 employees	—	X	X	X
	Establishments with 500 to 999 employees	—	X	X	X
	Establishments with 1,000 employees or more	—	X	X	X
621420	Outpatient mental health and substance abuse centers				
	All establishments	11	202	1 384	10 139
	Establishments with 1 to 4 employees	2	X	X	X
	Establishments with 5 to 9 employees	2	X	X	X
	Establishments with 10 to 19 employees	3	X	X	X
	Establishments with 20 to 49 employees	4	X	X	X
	Establishments with 50 to 99 employees	—	X	X	X
	Establishments with 100 to 249 employees	—	X	X	X
	Establishments with 250 to 499 employees	—	X	X	X
	Establishments with 500 to 999 employees	—	X	X	X
	Establishments with 1,000 employees or more	—	X	X	X
62149	Other outpatient care centers				
	All establishments	37	799	7 282	31 094
	Establishments with 1 to 4 employees	8	X	X	X
	Establishments with 5 to 9 employees	6	X	X	X
	Establishments with 10 to 19 employees	10	X	X	X
	Establishments with 20 to 49 employees	9	X	X	X
	Establishments with 50 to 99 employees	3	X	X	X
	Establishments with 100 to 249 employees	1	X	X	X
	Establishments with 250 to 499 employees	—	X	X	X
	Establishments with 500 to 999 employees	—	X	X	X
	Establishments with 1,000 employees or more	—	X	X	X
621492	Kidney dialysis centers				
	All establishments	7	246	2 106	8 697
	Establishments with 1 to 4 employees	2	X	X	X
	Establishments with 5 to 9 employees	—	X	X	X
	Establishments with 10 to 19 employees	—	X	X	X
	Establishments with 20 to 49 employees	2	X	X	X
	Establishments with 50 to 99 employees	3	X	X	X
	Establishments with 100 to 249 employees	—	X	X	X
	Establishments with 250 to 499 employees	—	X	X	X
	Establishments with 500 to 999 employees	—	X	X	X
	Establishments with 1,000 employees or more	—	X	X	X
621493	Freestanding ambulatory surgical and emergency centers				
	All establishments	7	c	D	D
	Establishments with 1 to 4 employees	1	X	X	X
	Establishments with 5 to 9 employees	2	X	X	X
	Establishments with 10 to 19 employees	1	X	X	X
	Establishments with 20 to 49 employees	3	X	X	X
	Establishments with 50 to 99 employees	—	X	X	X
	Establishments with 100 to 249 employees	—	X	X	X
	Establishments with 250 to 499 employees	—	X	X	X
	Establishments with 500 to 999 employees	—	X	X	X
	Establishments with 1,000 employees or more	—	X	X	X
621498	All other outpatient care centers				
	All establishments	21	430	3 999	16 848
	Establishments with 1 to 4 employees	4	X	X	X
	Establishments with 5 to 9 employees	4	X	X	X
	Establishments with 10 to 19 employees	8	X	X	X
	Establishments with 20 to 49 employees	4	X	X	X
	Establishments with 50 to 99 employees	—	X	X	X
	Establishments with 100 to 249 employees	1	X	X	X
	Establishments with 250 to 499 employees	—	X	X	X
	Establishments with 500 to 999 employees	—	X	X	X
	Establishments with 1,000 employees or more	—	X	X	X
6215	Medical and diagnostic laboratories				
	All establishments	28	376	3 630	16 287
	Establishments with 1 to 4 employees	14	X	X	X
	Establishments with 5 to 9 employees	3	X	X	X
	Establishments with 10 to 19 employees	4	X	X	X
	Establishments with 20 to 49 employees	6	X	X	X
	Establishments with 50 to 99 employees	—	X	X	X
	Establishments with 100 to 249 employees	1	X	X	X
	Establishments with 250 to 499 employees	—	X	X	X

See footnotes at end of table.

Table 5. Establishments, Employees, and Payroll by Industry and Employment Size of Establishments by County: 2004—Con.

[Excludes most government employees, railroad employees, and self-employed persons. Size class 1 to 4 employees includes establishments having payroll, but no employees, during mid-March pay period. For meaning of abbreviations and symbols, see introductory text. For explanation of terms, see Appendix A. For statement on reliability, see the note at the end of the table and Appendix C]

NAICS code	Geography, kind of business, and employment size class	Establishments (number)	Paid employees for pay period including March 12 (number)	First-quarter payroll (\$1,000)	Annual payroll (\$1,000)
	UNION—Con.				
62	Health care and social assistance—Con.				
621	Ambulatory health care services—Con.				
6215	Medical and diagnostic laboratories—Con.				
	All establishments—Con.				
	Establishments with 500 to 999 employees	—	X	X	X
	Establishments with 1,000 employees or more	—	X	X	X
62151	Medical and diagnostic laboratories				
	All establishments	28	376	3 630	16 287
	Establishments with 1 to 4 employees	14	X	X	X
	Establishments with 5 to 9 employees	3	X	X	X
	Establishments with 10 to 19 employees	4	X	X	X
	Establishments with 20 to 49 employees	6	X	X	X
	Establishments with 50 to 99 employees	—	X	X	X
	Establishments with 100 to 249 employees	1	X	X	X
	Establishments with 250 to 499 employees	—	X	X	X
	Establishments with 500 to 999 employees	—	X	X	X
	Establishments with 1,000 employees or more	—	X	X	X
621511	Medical laboratories				
	All establishments	7	120	998	4 813
	Establishments with 1 to 4 employees	5	X	X	X
	Establishments with 5 to 9 employees	—	X	X	X
	Establishments with 10 to 19 employees	1	X	X	X
	Establishments with 20 to 49 employees	—	X	X	X
	Establishments with 50 to 99 employees	—	X	X	X
	Establishments with 100 to 249 employees	1	X	X	X
	Establishments with 250 to 499 employees	—	X	X	X
	Establishments with 500 to 999 employees	—	X	X	X
	Establishments with 1,000 employees or more	—	X	X	X
621512	Diagnostic imaging centers				
	All establishments	21	256	2 632	11 474
	Establishments with 1 to 4 employees	9	X	X	X
	Establishments with 5 to 9 employees	3	X	X	X
	Establishments with 10 to 19 employees	3	X	X	X
	Establishments with 20 to 49 employees	6	X	X	X
	Establishments with 50 to 99 employees	—	X	X	X
	Establishments with 100 to 249 employees	—	X	X	X
	Establishments with 250 to 499 employees	—	X	X	X
	Establishments with 500 to 999 employees	—	X	X	X
	Establishments with 1,000 employees or more	—	X	X	X
6216	Home health care services				
	All establishments	34	1 890	11 056	46 087
	Establishments with 1 to 4 employees	9	X	X	X
	Establishments with 5 to 9 employees	4	X	X	X
	Establishments with 10 to 19 employees	4	X	X	X
	Establishments with 20 to 49 employees	5	X	X	X
	Establishments with 50 to 99 employees	6	X	X	X
	Establishments with 100 to 249 employees	4	X	X	X
	Establishments with 250 to 499 employees	2	X	X	X
	Establishments with 500 to 999 employees	—	X	X	X
	Establishments with 1,000 employees or more	—	X	X	X
62161	Home health care services				
	All establishments	34	1 890	11 056	46 087
	Establishments with 1 to 4 employees	9	X	X	X
	Establishments with 5 to 9 employees	4	X	X	X
	Establishments with 10 to 19 employees	4	X	X	X
	Establishments with 20 to 49 employees	5	X	X	X
	Establishments with 50 to 99 employees	6	X	X	X
	Establishments with 100 to 249 employees	4	X	X	X
	Establishments with 250 to 499 employees	2	X	X	X
	Establishments with 500 to 999 employees	—	X	X	X
	Establishments with 1,000 employees or more	—	X	X	X
621610	Home health care services				
	All establishments	34	1 890	11 056	46 087
	Establishments with 1 to 4 employees	9	X	X	X
	Establishments with 5 to 9 employees	4	X	X	X
	Establishments with 10 to 19 employees	4	X	X	X
	Establishments with 20 to 49 employees	5	X	X	X
	Establishments with 50 to 99 employees	6	X	X	X
	Establishments with 100 to 249 employees	4	X	X	X
	Establishments with 250 to 499 employees	2	X	X	X
	Establishments with 500 to 999 employees	—	X	X	X
	Establishments with 1,000 employees or more	—	X	X	X
6219	Other ambulatory health care services				
	All establishments	20	869	9 291	34 202
	Establishments with 1 to 4 employees	2	X	X	X
	Establishments with 5 to 9 employees	5	X	X	X
	Establishments with 10 to 19 employees	4	X	X	X
	Establishments with 20 to 49 employees	3	X	X	X
	Establishments with 50 to 99 employees	2	X	X	X
	Establishments with 100 to 249 employees	4	X	X	X

See footnotes at end of table.

Table 5. Establishments, Employees, and Payroll by Industry and Employment Size of Establishments by County: 2004—Con.

[Excludes most government employees, railroad employees, and self-employed persons. Size class 1 to 4 employees includes establishments having payroll, but no employees, during mid-March pay period. For meaning of abbreviations and symbols, see introductory text. For explanation of terms, see Appendix A. For statement on reliability, see the note at the end of the table and Appendix C]

NAICS code	Geography, kind of business, and employment size class	Establishments (number)	Paid employees for pay period including March 12 (number)	First-quarter payroll (\$1,000)	Annual payroll (\$1,000)
	UNION—Con.				
62	Health care and social assistance—Con.				
621	Ambulatory health care services—Con.				
6219	Other ambulatory health care services—Con.				
	All establishments—Con.				
	Establishments with 250 to 499 employees.....	—	X	X	X
	Establishments with 500 to 999 employees.....	—	X	X	X
	Establishments with 1,000 employees or more.....	—	X	X	X
62191	Ambulance services				
	All establishments.....	11	378	2 018	8 535
	Establishments with 1 to 4 employees.....	1	X	X	X
	Establishments with 5 to 9 employees.....	4	X	X	X
	Establishments with 10 to 19 employees.....	2	X	X	X
	Establishments with 20 to 49 employees.....	1	X	X	X
	Establishments with 50 to 99 employees.....	2	X	X	X
	Establishments with 100 to 249 employees.....	1	X	X	X
	Establishments with 250 to 499 employees.....	—	X	X	X
	Establishments with 500 to 999 employees.....	—	X	X	X
	Establishments with 1,000 employees or more.....	—	X	X	X
621910	Ambulance services				
	All establishments.....	11	378	2 018	8 535
	Establishments with 1 to 4 employees.....	1	X	X	X
	Establishments with 5 to 9 employees.....	4	X	X	X
	Establishments with 10 to 19 employees.....	2	X	X	X
	Establishments with 20 to 49 employees.....	1	X	X	X
	Establishments with 50 to 99 employees.....	2	X	X	X
	Establishments with 100 to 249 employees.....	1	X	X	X
	Establishments with 250 to 499 employees.....	—	X	X	X
	Establishments with 500 to 999 employees.....	—	X	X	X
	Establishments with 1,000 employees or more.....	—	X	X	X
62199	All other ambulatory health care services				
	All establishments.....	9	491	7 273	25 667
	Establishments with 1 to 4 employees.....	1	X	X	X
	Establishments with 5 to 9 employees.....	1	X	X	X
	Establishments with 10 to 19 employees.....	2	X	X	X
	Establishments with 20 to 49 employees.....	2	X	X	X
	Establishments with 50 to 99 employees.....	—	X	X	X
	Establishments with 100 to 249 employees.....	3	X	X	X
	Establishments with 250 to 499 employees.....	—	X	X	X
	Establishments with 500 to 999 employees.....	—	X	X	X
	Establishments with 1,000 employees or more.....	—	X	X	X
621991	Blood and organ banks				
	All establishments.....	4	157	1 717	8 780
	Establishments with 1 to 4 employees.....	—	X	X	X
	Establishments with 5 to 9 employees.....	1	X	X	X
	Establishments with 10 to 19 employees.....	1	X	X	X
	Establishments with 20 to 49 employees.....	1	X	X	X
	Establishments with 50 to 99 employees.....	—	X	X	X
	Establishments with 100 to 249 employees.....	1	X	X	X
	Establishments with 250 to 499 employees.....	—	X	X	X
	Establishments with 500 to 999 employees.....	—	X	X	X
	Establishments with 1,000 employees or more.....	—	X	X	X
621999	All other miscellaneous ambulatory health care services				
	All establishments.....	5	334	5 556	16 887
	Establishments with 1 to 4 employees.....	1	X	X	X
	Establishments with 5 to 9 employees.....	—	X	X	X
	Establishments with 10 to 19 employees.....	1	X	X	X
	Establishments with 20 to 49 employees.....	1	X	X	X
	Establishments with 50 to 99 employees.....	—	X	X	X
	Establishments with 100 to 249 employees.....	2	X	X	X
	Establishments with 250 to 499 employees.....	—	X	X	X
	Establishments with 500 to 999 employees.....	—	X	X	X
	Establishments with 1,000 employees or more.....	—	X	X	X
622	Hospitals				
	All establishments.....	14	8 588	90 323	389 041
	Establishments with 1 to 4 employees.....	1	X	X	X
	Establishments with 5 to 9 employees.....	—	X	X	X
	Establishments with 10 to 19 employees.....	1	X	X	X
	Establishments with 20 to 49 employees.....	1	X	X	X
	Establishments with 50 to 99 employees.....	2	X	X	X
	Establishments with 100 to 249 employees.....	1	X	X	X
	Establishments with 250 to 499 employees.....	—	X	X	X
	Establishments with 500 to 999 employees.....	5	X	X	X
	Establishments with 1,000 employees or more.....	3	X	X	X
6221	General medical and surgical hospitals				

See footnotes at end of table.

Table 5. Establishments, Employees, and Payroll by Industry and Employment Size of Establishments by County: 2004—Con.

[Excludes most government employees, railroad employees, and self-employed persons. Size class 1 to 4 employees includes establishments having payroll, but no employees, during mid-March pay period. For meaning of abbreviations and symbols, see introductory text. For explanation of terms, see Appendix A. For statement on reliability, see the note at the end of the table and Appendix C]

NAICS code	Geography, kind of business, and employment size class	Establishments (number)	Paid employees for pay period including March 12 (number)	First-quarter payroll (\$1,000)	Annual payroll (\$1,000)
62	UNION—Con.				
	Health care and social assistance—Con.				
622	Hospitals—Con.				
6221	General medical and surgical hospitals—Con.				
	All establishments	10	7 303	77 935	336 971
	Establishments with 1 to 4 employees	1	X	X	X
	Establishments with 5 to 9 employees	—	X	X	X
	Establishments with 10 to 19 employees	1	X	X	X
	Establishments with 20 to 49 employees	1	X	X	X
	Establishments with 50 to 99 employees	1	X	X	X
	Establishments with 100 to 249 employees	—	X	X	X
	Establishments with 250 to 499 employees	—	X	X	X
	Establishments with 500 to 999 employees	3	X	X	X
	Establishments with 1,000 employees or more	3	X	X	X
62211	General medical and surgical hospitals				
	All establishments	10	7 303	77 935	336 971
	Establishments with 1 to 4 employees	1	X	X	X
	Establishments with 5 to 9 employees	—	X	X	X
	Establishments with 10 to 19 employees	1	X	X	X
	Establishments with 20 to 49 employees	1	X	X	X
	Establishments with 50 to 99 employees	1	X	X	X
	Establishments with 100 to 249 employees	—	X	X	X
	Establishments with 250 to 499 employees	—	X	X	X
	Establishments with 500 to 999 employees	3	X	X	X
	Establishments with 1,000 employees or more	3	X	X	X
622110	General medical and surgical hospitals				
	All establishments	10	7 303	77 935	336 971
	Establishments with 1 to 4 employees	1	X	X	X
	Establishments with 5 to 9 employees	—	X	X	X
	Establishments with 10 to 19 employees	1	X	X	X
	Establishments with 20 to 49 employees	1	X	X	X
	Establishments with 50 to 99 employees	1	X	X	X
	Establishments with 100 to 249 employees	—	X	X	X
	Establishments with 250 to 499 employees	—	X	X	X
	Establishments with 500 to 999 employees	3	X	X	X
	Establishments with 1,000 employees or more	3	X	X	X
6223	Specialty (except psychiatric and substance abuse) hospitals				
	All establishments	4	1 285	12 388	52 070
	Establishments with 1 to 4 employees	—	X	X	X
	Establishments with 5 to 9 employees	—	X	X	X
	Establishments with 10 to 19 employees	—	X	X	X
	Establishments with 20 to 49 employees	—	X	X	X
	Establishments with 50 to 99 employees	1	X	X	X
	Establishments with 100 to 249 employees	1	X	X	X
	Establishments with 250 to 499 employees	—	X	X	X
	Establishments with 500 to 999 employees	2	X	X	X
	Establishments with 1,000 employees or more	—	X	X	X
62231	Specialty (except psychiatric and substance abuse) hospitals				
	All establishments	4	1 285	12 388	52 070
	Establishments with 1 to 4 employees	—	X	X	X
	Establishments with 5 to 9 employees	—	X	X	X
	Establishments with 10 to 19 employees	—	X	X	X
	Establishments with 20 to 49 employees	—	X	X	X
	Establishments with 50 to 99 employees	1	X	X	X
	Establishments with 100 to 249 employees	1	X	X	X
	Establishments with 250 to 499 employees	—	X	X	X
	Establishments with 500 to 999 employees	2	X	X	X
	Establishments with 1,000 employees or more	—	X	X	X
622310	Specialty (except psychiatric and substance abuse) hospitals				
	All establishments	4	1 285	12 388	52 070
	Establishments with 1 to 4 employees	—	X	X	X
	Establishments with 5 to 9 employees	—	X	X	X
	Establishments with 10 to 19 employees	—	X	X	X
	Establishments with 20 to 49 employees	—	X	X	X
	Establishments with 50 to 99 employees	1	X	X	X
	Establishments with 100 to 249 employees	1	X	X	X
	Establishments with 250 to 499 employees	—	X	X	X
	Establishments with 500 to 999 employees	2	X	X	X
	Establishments with 1,000 employees or more	—	X	X	X
623	Nursing and residential care facilities				
	All establishments	82	4 233	26 895	114 422
	Establishments with 1 to 4 employees	9	X	X	X
	Establishments with 5 to 9 employees	25	X	X	X
	Establishments with 10 to 19 employees	15	X	X	X
	Establishments with 20 to 49 employees	9	X	X	X
	Establishments with 50 to 99 employees	8	X	X	X
	Establishments with 100 to 249 employees	13	X	X	X
	Establishments with 250 to 499 employees	3	X	X	X
	Establishments with 500 to 999 employees	—	X	X	X
	Establishments with 1,000 employees or more	—	X	X	X

See footnotes at end of table.

Table 5. Establishments, Employees, and Payroll by Industry and Employment Size of Establishments by County: 2004—Con.

[Excludes most government employees, railroad employees, and self-employed persons. Size class 1 to 4 employees includes establishments having payroll, but no employees, during mid-March pay period. For meaning of abbreviations and symbols, see introductory text. For explanation of terms, see Appendix A. For statement on reliability, see the note at the end of the table and Appendix C]

NAICS code	Geography, kind of business, and employment size class	Establishments (number)	Paid employees for pay period including March 12 (number)	First-quarter payroll (\$1,000)	Annual payroll (\$1,000)
62	UNION—Con.				
	Health care and social assistance—Con.				
623	Nursing and residential care facilities—Con.				
6231	Nursing care facilities				
	All establishments	21	2 827	19 356	81 601
	Establishments with 1 to 4 employees	—	X	X	X
	Establishments with 5 to 9 employees	—	X	X	X
	Establishments with 10 to 19 employees	1	X	X	X
	Establishments with 20 to 49 employees	3	X	X	X
	Establishments with 50 to 99 employees	3	X	X	X
	Establishments with 100 to 249 employees	12	X	X	X
	Establishments with 250 to 499 employees	2	X	X	X
	Establishments with 500 to 999 employees	—	X	X	X
	Establishments with 1,000 employees or more	—	X	X	X
62311	Nursing care facilities				
	All establishments	21	2 827	19 356	81 601
	Establishments with 1 to 4 employees	—	X	X	X
	Establishments with 5 to 9 employees	—	X	X	X
	Establishments with 10 to 19 employees	1	X	X	X
	Establishments with 20 to 49 employees	3	X	X	X
	Establishments with 50 to 99 employees	3	X	X	X
	Establishments with 100 to 249 employees	12	X	X	X
	Establishments with 250 to 499 employees	2	X	X	X
	Establishments with 500 to 999 employees	—	X	X	X
	Establishments with 1,000 employees or more	—	X	X	X
623110	Nursing care facilities				
	All establishments	21	2 827	19 356	81 601
	Establishments with 1 to 4 employees	—	X	X	X
	Establishments with 5 to 9 employees	—	X	X	X
	Establishments with 10 to 19 employees	1	X	X	X
	Establishments with 20 to 49 employees	3	X	X	X
	Establishments with 50 to 99 employees	3	X	X	X
	Establishments with 100 to 249 employees	12	X	X	X
	Establishments with 250 to 499 employees	2	X	X	X
	Establishments with 500 to 999 employees	—	X	X	X
	Establishments with 1,000 employees or more	—	X	X	X
6232	Residential mental retardation, mental health and substance abuse facilities				
	All establishments	44	f	D	D
	Establishments with 1 to 4 employees	3	X	X	X
	Establishments with 5 to 9 employees	25	X	X	X
	Establishments with 10 to 19 employees	11	X	X	X
	Establishments with 20 to 49 employees	4	X	X	X
	Establishments with 50 to 99 employees	1	X	X	X
	Establishments with 100 to 249 employees	—	X	X	X
	Establishments with 250 to 499 employees	—	X	X	X
	Establishments with 500 to 999 employees	—	X	X	X
	Establishments with 1,000 employees or more	—	X	X	X
62321	Residential mental retardation facilities				
	All establishments	39	480	3 005	12 349
	Establishments with 1 to 4 employees	2	X	X	X
	Establishments with 5 to 9 employees	23	X	X	X
	Establishments with 10 to 19 employees	10	X	X	X
	Establishments with 20 to 49 employees	3	X	X	X
	Establishments with 50 to 99 employees	1	X	X	X
	Establishments with 100 to 249 employees	—	X	X	X
	Establishments with 250 to 499 employees	—	X	X	X
	Establishments with 500 to 999 employees	—	X	X	X
	Establishments with 1,000 employees or more	—	X	X	X
623210	Residential mental retardation facilities				
	All establishments	39	480	3 005	12 349
	Establishments with 1 to 4 employees	2	X	X	X
	Establishments with 5 to 9 employees	23	X	X	X
	Establishments with 10 to 19 employees	10	X	X	X
	Establishments with 20 to 49 employees	3	X	X	X
	Establishments with 50 to 99 employees	1	X	X	X
	Establishments with 100 to 249 employees	—	X	X	X
	Establishments with 250 to 499 employees	—	X	X	X
	Establishments with 500 to 999 employees	—	X	X	X
	Establishments with 1,000 employees or more	—	X	X	X
6233	Community care facilities for the elderly				
	All establishments	16	860	4 069	18 443
	Establishments with 1 to 4 employees	6	X	X	X
	Establishments with 5 to 9 employees	—	X	X	X
	Establishments with 10 to 19 employees	2	X	X	X
	Establishments with 20 to 49 employees	2	X	X	X
	Establishments with 50 to 99 employees	4	X	X	X
	Establishments with 100 to 249 employees	1	X	X	X
	Establishments with 250 to 499 employees	1	X	X	X
	Establishments with 500 to 999 employees	—	X	X	X
	Establishments with 1,000 employees or more	—	X	X	X

See footnotes at end of table.

Table 5. Establishments, Employees, and Payroll by Industry and Employment Size of Establishments by County: 2004—Con.

[Excludes most government employees, railroad employees, and self-employed persons. Size class 1 to 4 employees includes establishments having payroll, but no employees, during mid-March pay period. For meaning of abbreviations and symbols, see introductory text. For explanation of terms, see Appendix A. For statement on reliability, see the note at the end of the table and Appendix C]

NAICS code	Geography, kind of business, and employment size class	Establishments (number)	Paid employees for pay period including March 12 (number)	First-quarter payroll (\$1,000)	Annual payroll (\$1,000)
62	UNION—Con.				
	Health care and social assistance—Con.				
623	Nursing and residential care facilities—Con.				
6233	Community care facilities for the elderly—Con.				
62331	Community care facilities for the elderly				
	All establishments	16	860	4 069	18 443
	Establishments with 1 to 4 employees	6	X	X	X
	Establishments with 5 to 9 employees	—	X	X	X
	Establishments with 10 to 19 employees	2	X	X	X
	Establishments with 20 to 49 employees	2	X	X	X
	Establishments with 50 to 99 employees	4	X	X	X
	Establishments with 100 to 249 employees	1	X	X	X
	Establishments with 250 to 499 employees	1	X	X	X
	Establishments with 500 to 999 employees	—	X	X	X
	Establishments with 1,000 employees or more	—	X	X	X
623312	Homes for the elderly				
	All establishments	14	f	D	D
	Establishments with 1 to 4 employees	5	X	X	X
	Establishments with 5 to 9 employees	—	X	X	X
	Establishments with 10 to 19 employees	2	X	X	X
	Establishments with 20 to 49 employees	2	X	X	X
	Establishments with 50 to 99 employees	3	X	X	X
	Establishments with 100 to 249 employees	1	X	X	X
	Establishments with 250 to 499 employees	1	X	X	X
	Establishments with 500 to 999 employees	—	X	X	X
	Establishments with 1,000 employees or more	—	X	X	X
624	Social assistance				
	All establishments	229	3 561	17 366	71 616
	Establishments with 1 to 4 employees	73	X	X	X
	Establishments with 5 to 9 employees	53	X	X	X
	Establishments with 10 to 19 employees	57	X	X	X
	Establishments with 20 to 49 employees	34	X	X	X
	Establishments with 50 to 99 employees	9	X	X	X
	Establishments with 100 to 249 employees	2	X	X	X
	Establishments with 250 to 499 employees	1	X	X	X
	Establishments with 500 to 999 employees	—	X	X	X
	Establishments with 1,000 employees or more	—	X	X	X
6241	Individual and family services				
	All establishments	81	913	5 577	23 146
	Establishments with 1 to 4 employees	29	X	X	X
	Establishments with 5 to 9 employees	17	X	X	X
	Establishments with 10 to 19 employees	23	X	X	X
	Establishments with 20 to 49 employees	10	X	X	X
	Establishments with 50 to 99 employees	2	X	X	X
	Establishments with 100 to 249 employees	—	X	X	X
	Establishments with 250 to 499 employees	—	X	X	X
	Establishments with 500 to 999 employees	—	X	X	X
	Establishments with 1,000 employees or more	—	X	X	X
62411	Child and youth services				
	All establishments	7	109	783	3 241
	Establishments with 1 to 4 employees	4	X	X	X
	Establishments with 5 to 9 employees	2	X	X	X
	Establishments with 10 to 19 employees	—	X	X	X
	Establishments with 20 to 49 employees	—	X	X	X
	Establishments with 50 to 99 employees	1	X	X	X
	Establishments with 100 to 249 employees	—	X	X	X
	Establishments with 250 to 499 employees	—	X	X	X
	Establishments with 500 to 999 employees	—	X	X	X
	Establishments with 1,000 employees or more	—	X	X	X
624110	Child and youth services				
	All establishments	7	109	783	3 241
	Establishments with 1 to 4 employees	4	X	X	X
	Establishments with 5 to 9 employees	2	X	X	X
	Establishments with 10 to 19 employees	—	X	X	X
	Establishments with 20 to 49 employees	—	X	X	X
	Establishments with 50 to 99 employees	1	X	X	X
	Establishments with 100 to 249 employees	—	X	X	X
	Establishments with 250 to 499 employees	—	X	X	X
	Establishments with 500 to 999 employees	—	X	X	X
	Establishments with 1,000 employees or more	—	X	X	X
62412	Services for the elderly and persons with disabilities				
	All establishments	26	318	1 647	6 789
	Establishments with 1 to 4 employees	4	X	X	X
	Establishments with 5 to 9 employees	7	X	X	X
	Establishments with 10 to 19 employees	11	X	X	X
	Establishments with 20 to 49 employees	4	X	X	X
	Establishments with 50 to 99 employees	—	X	X	X
	Establishments with 100 to 249 employees	—	X	X	X
	Establishments with 250 to 499 employees	—	X	X	X
	Establishments with 500 to 999 employees	—	X	X	X
	Establishments with 1,000 employees or more	—	X	X	X

See footnotes at end of table.

Table 5. Establishments, Employees, and Payroll by Industry and Employment Size of Establishments by County: 2004—Con.

[Excludes most government employees, railroad employees, and self-employed persons. Size class 1 to 4 employees includes establishments having payroll, but no employees, during mid-March pay period. For meaning of abbreviations and symbols, see introductory text. For explanation of terms, see Appendix A. For statement on reliability, see the note at the end of the table and Appendix C]

NAICS code	Geography, kind of business, and employment size class	Establishments (number)	Paid employees for pay period including March 12 (number)	First-quarter payroll (\$1,000)	Annual payroll (\$1,000)
UNION—Con.					
62	Health care and social assistance—Con.				
624	Social assistance—Con.				
6241	Individual and family services—Con.				
62412	Services for the elderly and persons with disabilities—Con.				
624120	Services for the elderly and persons with disabilities				
	All establishments	26	318	1 647	6 789
	Establishments with 1 to 4 employees	4	X	X	X
	Establishments with 5 to 9 employees	7	X	X	X
	Establishments with 10 to 19 employees	11	X	X	X
	Establishments with 20 to 49 employees	4	X	X	X
	Establishments with 50 to 99 employees	—	X	X	X
	Establishments with 100 to 249 employees	—	X	X	X
	Establishments with 250 to 499 employees	—	X	X	X
	Establishments with 500 to 999 employees	—	X	X	X
	Establishments with 1,000 employees or more	—	X	X	X
62419	Other individual and family services				
	All establishments	48	486	3 147	13 116
	Establishments with 1 to 4 employees	21	X	X	X
	Establishments with 5 to 9 employees	8	X	X	X
	Establishments with 10 to 19 employees	12	X	X	X
	Establishments with 20 to 49 employees	6	X	X	X
	Establishments with 50 to 99 employees	1	X	X	X
	Establishments with 100 to 249 employees	—	X	X	X
	Establishments with 250 to 499 employees	—	X	X	X
	Establishments with 500 to 999 employees	—	X	X	X
	Establishments with 1,000 employees or more	—	X	X	X
624190	Other individual and family services				
	All establishments	48	486	3 147	13 116
	Establishments with 1 to 4 employees	21	X	X	X
	Establishments with 5 to 9 employees	8	X	X	X
	Establishments with 10 to 19 employees	12	X	X	X
	Establishments with 20 to 49 employees	6	X	X	X
	Establishments with 50 to 99 employees	1	X	X	X
	Establishments with 100 to 249 employees	—	X	X	X
	Establishments with 250 to 499 employees	—	X	X	X
	Establishments with 500 to 999 employees	—	X	X	X
	Establishments with 1,000 employees or more	—	X	X	X
6242	Community food and housing, and emergency and other relief services				
	All establishments	22	311	2 228	9 039
	Establishments with 1 to 4 employees	7	X	X	X
	Establishments with 5 to 9 employees	9	X	X	X
	Establishments with 10 to 19 employees	2	X	X	X
	Establishments with 20 to 49 employees	2	X	X	X
	Establishments with 50 to 99 employees	2	X	X	X
	Establishments with 100 to 249 employees	—	X	X	X
	Establishments with 250 to 499 employees	—	X	X	X
	Establishments with 500 to 999 employees	—	X	X	X
	Establishments with 1,000 employees or more	—	X	X	X
62421	Community food services				
	All establishments	8	149	871	3 729
	Establishments with 1 to 4 employees	4	X	X	X
	Establishments with 5 to 9 employees	1	X	X	X
	Establishments with 10 to 19 employees	1	X	X	X
	Establishments with 20 to 49 employees	1	X	X	X
	Establishments with 50 to 99 employees	1	X	X	X
	Establishments with 100 to 249 employees	—	X	X	X
	Establishments with 250 to 499 employees	—	X	X	X
	Establishments with 500 to 999 employees	—	X	X	X
	Establishments with 1,000 employees or more	—	X	X	X
624210	Community food services				
	All establishments	8	149	871	3 729
	Establishments with 1 to 4 employees	4	X	X	X
	Establishments with 5 to 9 employees	1	X	X	X
	Establishments with 10 to 19 employees	1	X	X	X
	Establishments with 20 to 49 employees	1	X	X	X
	Establishments with 50 to 99 employees	1	X	X	X
	Establishments with 100 to 249 employees	—	X	X	X
	Establishments with 250 to 499 employees	—	X	X	X
	Establishments with 500 to 999 employees	—	X	X	X
	Establishments with 1,000 employees or more	—	X	X	X
62422	Community housing services				
	All establishments	10	131	1 187	4 622
	Establishments with 1 to 4 employees	3	X	X	X
	Establishments with 5 to 9 employees	4	X	X	X
	Establishments with 10 to 19 employees	1	X	X	X
	Establishments with 20 to 49 employees	1	X	X	X
	Establishments with 50 to 99 employees	1	X	X	X
	Establishments with 100 to 249 employees	—	X	X	X
	Establishments with 250 to 499 employees	—	X	X	X

See footnotes at end of table.

Table 5. Establishments, Employees, and Payroll by Industry and Employment Size of Establishments by County: 2004—Con.

[Excludes most government employees, railroad employees, and self-employed persons. Size class 1 to 4 employees includes establishments having payroll, but no employees, during mid-March pay period. For meaning of abbreviations and symbols, see introductory text. For explanation of terms, see Appendix A. For statement on reliability, see the note at the end of the table and Appendix C]

NAICS code	Geography, kind of business, and employment size class	Establishments (number)	Paid employees for pay period including March 12 (number)	First-quarter payroll (\$1,000)	Annual payroll (\$1,000)
	UNION—Con.				
62	Health care and social assistance—Con.				
624	Social assistance—Con.				
6242	Community food and housing, and emergency and other relief services—Con.				
62422	Community housing services—Con.				
	All establishments—Con.				
	Establishments with 500 to 999 employees	—	X	X	X
	Establishments with 1,000 employees or more	—	X	X	X
6243	Vocational rehabilitation services				
	All establishments	9	468	1 330	5 154
	Establishments with 1 to 4 employees	1	X	X	X
	Establishments with 5 to 9 employees	4	X	X	X
	Establishments with 10 to 19 employees	3	X	X	X
	Establishments with 20 to 49 employees	—	X	X	X
	Establishments with 50 to 99 employees	—	X	X	X
	Establishments with 100 to 249 employees	—	X	X	X
	Establishments with 250 to 499 employees	1	X	X	X
	Establishments with 500 to 999 employees	—	X	X	X
	Establishments with 1,000 employees or more	—	X	X	X
62431	Vocational rehabilitation services				
	All establishments	9	468	1 330	5 154
	Establishments with 1 to 4 employees	1	X	X	X
	Establishments with 5 to 9 employees	4	X	X	X
	Establishments with 10 to 19 employees	3	X	X	X
	Establishments with 20 to 49 employees	—	X	X	X
	Establishments with 50 to 99 employees	—	X	X	X
	Establishments with 100 to 249 employees	—	X	X	X
	Establishments with 250 to 499 employees	1	X	X	X
	Establishments with 500 to 999 employees	—	X	X	X
	Establishments with 1,000 employees or more	—	X	X	X
624310	Vocational rehabilitation services				
	All establishments	9	468	1 330	5 154
	Establishments with 1 to 4 employees	1	X	X	X
	Establishments with 5 to 9 employees	4	X	X	X
	Establishments with 10 to 19 employees	3	X	X	X
	Establishments with 20 to 49 employees	—	X	X	X
	Establishments with 50 to 99 employees	—	X	X	X
	Establishments with 100 to 249 employees	—	X	X	X
	Establishments with 250 to 499 employees	1	X	X	X
	Establishments with 500 to 999 employees	—	X	X	X
	Establishments with 1,000 employees or more	—	X	X	X
6244	Child day care services				
	All establishments	117	1 869	8 231	34 277
	Establishments with 1 to 4 employees	36	X	X	X
	Establishments with 5 to 9 employees	23	X	X	X
	Establishments with 10 to 19 employees	29	X	X	X
	Establishments with 20 to 49 employees	22	X	X	X
	Establishments with 50 to 99 employees	5	X	X	X
	Establishments with 100 to 249 employees	2	X	X	X
	Establishments with 250 to 499 employees	—	X	X	X
	Establishments with 500 to 999 employees	—	X	X	X
	Establishments with 1,000 employees or more	—	X	X	X
62441	Child day care services				
	All establishments	117	1 869	8 231	34 277
	Establishments with 1 to 4 employees	36	X	X	X
	Establishments with 5 to 9 employees	23	X	X	X
	Establishments with 10 to 19 employees	29	X	X	X
	Establishments with 20 to 49 employees	22	X	X	X
	Establishments with 50 to 99 employees	5	X	X	X
	Establishments with 100 to 249 employees	2	X	X	X
	Establishments with 250 to 499 employees	—	X	X	X
	Establishments with 500 to 999 employees	—	X	X	X
	Establishments with 1,000 employees or more	—	X	X	X
624410	Child day care services				
	All establishments	117	1 869	8 231	34 277
	Establishments with 1 to 4 employees	36	X	X	X
	Establishments with 5 to 9 employees	23	X	X	X
	Establishments with 10 to 19 employees	29	X	X	X
	Establishments with 20 to 49 employees	22	X	X	X
	Establishments with 50 to 99 employees	5	X	X	X
	Establishments with 100 to 249 employees	2	X	X	X
	Establishments with 250 to 499 employees	—	X	X	X
	Establishments with 500 to 999 employees	—	X	X	X
	Establishments with 1,000 employees or more	—	X	X	X

See footnotes at end of table.

Table 5. Establishments, Employees, and Payroll by Industry and Employment Size of Establishments by County: 2004—Con.

[Excludes most government employees, railroad employees, and self-employed persons. Size class 1 to 4 employees includes establishments having payroll, but no employees, during mid-March pay period. For meaning of abbreviations and symbols, see introductory text. For explanation of terms, see Appendix A. For statement on reliability, see the note at the end of the table and Appendix C]

NAICS code	Geography, kind of business, and employment size class	Establishments (number)	Paid employees for pay period including March 12 (number)	First-quarter payroll (\$1,000)	Annual payroll (\$1,000)
71	UNION—Con.				
	Arts, entertainment, and recreation				
	All establishments	151	2 990	12 478	64 298
	Establishments with 1 to 4 employees	89	X	X	X
	Establishments with 5 to 9 employees	17	X	X	X
	Establishments with 10 to 19 employees	13	X	X	X
	Establishments with 20 to 49 employees	13	X	X	X
	Establishments with 50 to 99 employees	12	X	X	X
	Establishments with 100 to 249 employees	5	X	X	X
	Establishments with 250 to 499 employees	2	X	X	X
	Establishments with 500 to 999 employees	—	X	X	X
	Establishments with 1,000 employees or more	—	X	X	X
711	Performing arts, spectator sports, and related industries				
	All establishments	42	280	2 945	15 933
	Establishments with 1 to 4 employees	33	X	X	X
	Establishments with 5 to 9 employees	3	X	X	X
	Establishments with 10 to 19 employees	5	X	X	X
	Establishments with 20 to 49 employees	—	X	X	X
	Establishments with 50 to 99 employees	—	X	X	X
	Establishments with 100 to 249 employees	1	X	X	X
	Establishments with 250 to 499 employees	—	X	X	X
	Establishments with 500 to 999 employees	—	X	X	X
	Establishments with 1,000 employees or more	—	X	X	X
7114	Agents and managers for artists, athletes, entertainers and other public figures				
	All establishments	4	c	D	D
	Establishments with 1 to 4 employees	2	X	X	X
	Establishments with 5 to 9 employees	—	X	X	X
	Establishments with 10 to 19 employees	1	X	X	X
	Establishments with 20 to 49 employees	—	X	X	X
	Establishments with 50 to 99 employees	—	X	X	X
	Establishments with 100 to 249 employees	1	X	X	X
	Establishments with 250 to 499 employees	—	X	X	X
	Establishments with 500 to 999 employees	—	X	X	X
	Establishments with 1,000 employees or more	—	X	X	X
71141	Agents and managers for artists, athletes, entertainers and other public figures				
	All establishments	4	c	D	D
	Establishments with 1 to 4 employees	2	X	X	X
	Establishments with 5 to 9 employees	—	X	X	X
	Establishments with 10 to 19 employees	1	X	X	X
	Establishments with 20 to 49 employees	—	X	X	X
	Establishments with 50 to 99 employees	—	X	X	X
	Establishments with 100 to 249 employees	1	X	X	X
	Establishments with 250 to 499 employees	—	X	X	X
	Establishments with 500 to 999 employees	—	X	X	X
	Establishments with 1,000 employees or more	—	X	X	X
711410	Agents and managers for artists, athletes, entertainers and other public figures				
	All establishments	4	c	D	D
	Establishments with 1 to 4 employees	2	X	X	X
	Establishments with 5 to 9 employees	—	X	X	X
	Establishments with 10 to 19 employees	1	X	X	X
	Establishments with 20 to 49 employees	—	X	X	X
	Establishments with 50 to 99 employees	—	X	X	X
	Establishments with 100 to 249 employees	1	X	X	X
	Establishments with 250 to 499 employees	—	X	X	X
	Establishments with 500 to 999 employees	—	X	X	X
	Establishments with 1,000 employees or more	—	X	X	X
713	Amusement, gambling, and recreation industries				
	All establishments	100	2 677	9 400	47 744
	Establishments with 1 to 4 employees	49	X	X	X
	Establishments with 5 to 9 employees	14	X	X	X
	Establishments with 10 to 19 employees	6	X	X	X
	Establishments with 20 to 49 employees	13	X	X	X
	Establishments with 50 to 99 employees	12	X	X	X
	Establishments with 100 to 249 employees	4	X	X	X
	Establishments with 250 to 499 employees	2	X	X	X
	Establishments with 500 to 999 employees	—	X	X	X
	Establishments with 1,000 employees or more	—	X	X	X
7139	Other amusement and recreation services				
	All establishments	97	h	D	D
	Establishments with 1 to 4 employees	47	X	X	X
	Establishments with 5 to 9 employees	14	X	X	X
	Establishments with 10 to 19 employees	6	X	X	X
	Establishments with 20 to 49 employees	13	X	X	X
	Establishments with 50 to 99 employees	11	X	X	X
	Establishments with 100 to 249 employees	4	X	X	X
	Establishments with 250 to 499 employees	2	X	X	X
	Establishments with 500 to 999 employees	—	X	X	X
	Establishments with 1,000 employees or more	—	X	X	X

See footnotes at end of table.

Table 5. Establishments, Employees, and Payroll by Industry and Employment Size of Establishments by County: 2004—Con.

[Excludes most government employees, railroad employees, and self-employed persons. Size class 1 to 4 employees includes establishments having payroll, but no employees, during mid-March pay period. For meaning of abbreviations and symbols, see introductory text. For explanation of terms, see Appendix A. For statement on reliability, see the note at the end of the table and Appendix C]

NAICS code	Geography, kind of business, and employment size class	Establishments (number)	Paid employees for pay period including March 12 (number)	First-quarter payroll (\$1,000)	Annual payroll (\$1,000)
	UNION—Con.				
71	Arts, entertainment, and recreation—Con.				
713	Amusement, gambling, and recreation industries—Con.				
7139	Other amusement and recreation services—Con.				
71391	Golf courses and country clubs				
	All establishments	7	449	2 388	16 745
	Establishments with 1 to 4 employees	1	X	X	X
	Establishments with 5 to 9 employees	—	X	X	X
	Establishments with 10 to 19 employees	—	X	X	X
	Establishments with 20 to 49 employees	1	X	X	X
	Establishments with 50 to 99 employees	4	X	X	X
	Establishments with 100 to 249 employees	1	X	X	X
	Establishments with 250 to 499 employees	—	X	X	X
	Establishments with 500 to 999 employees	—	X	X	X
	Establishments with 1,000 employees or more	—	X	X	X
713910	Golf courses and country clubs				
	All establishments	7	449	2 388	16 745
	Establishments with 1 to 4 employees	1	X	X	X
	Establishments with 5 to 9 employees	—	X	X	X
	Establishments with 10 to 19 employees	—	X	X	X
	Establishments with 20 to 49 employees	1	X	X	X
	Establishments with 50 to 99 employees	4	X	X	X
	Establishments with 100 to 249 employees	1	X	X	X
	Establishments with 250 to 499 employees	—	X	X	X
	Establishments with 500 to 999 employees	—	X	X	X
	Establishments with 1,000 employees or more	—	X	X	X
71394	Fitness and recreational sports centers				
	All establishments	71	1 883	5 929	26 357
	Establishments with 1 to 4 employees	35	X	X	X
	Establishments with 5 to 9 employees	12	X	X	X
	Establishments with 10 to 19 employees	3	X	X	X
	Establishments with 20 to 49 employees	10	X	X	X
	Establishments with 50 to 99 employees	7	X	X	X
	Establishments with 100 to 249 employees	2	X	X	X
	Establishments with 250 to 499 employees	2	X	X	X
	Establishments with 500 to 999 employees	—	X	X	X
	Establishments with 1,000 employees or more	—	X	X	X
713940	Fitness and recreational sports centers				
	All establishments	71	1 883	5 929	26 357
	Establishments with 1 to 4 employees	35	X	X	X
	Establishments with 5 to 9 employees	12	X	X	X
	Establishments with 10 to 19 employees	3	X	X	X
	Establishments with 20 to 49 employees	10	X	X	X
	Establishments with 50 to 99 employees	7	X	X	X
	Establishments with 100 to 249 employees	2	X	X	X
	Establishments with 250 to 499 employees	2	X	X	X
	Establishments with 500 to 999 employees	—	X	X	X
	Establishments with 1,000 employees or more	—	X	X	X
71399	All other amusement and recreation industries				
	All establishments	12	156	536	2 194
	Establishments with 1 to 4 employees	10	X	X	X
	Establishments with 5 to 9 employees	—	X	X	X
	Establishments with 10 to 19 employees	1	X	X	X
	Establishments with 20 to 49 employees	—	X	X	X
	Establishments with 50 to 99 employees	—	X	X	X
	Establishments with 100 to 249 employees	1	X	X	X
	Establishments with 250 to 499 employees	—	X	X	X
	Establishments with 500 to 999 employees	—	X	X	X
	Establishments with 1,000 employees or more	—	X	X	X
713990	All other amusement and recreation industries				
	All establishments	12	156	536	2 194
	Establishments with 1 to 4 employees	10	X	X	X
	Establishments with 5 to 9 employees	—	X	X	X
	Establishments with 10 to 19 employees	1	X	X	X
	Establishments with 20 to 49 employees	—	X	X	X
	Establishments with 50 to 99 employees	—	X	X	X
	Establishments with 100 to 249 employees	1	X	X	X
	Establishments with 250 to 499 employees	—	X	X	X
	Establishments with 500 to 999 employees	—	X	X	X
	Establishments with 1,000 employees or more	—	X	X	X
72	Accommodation and food services				
	All establishments	1 066	12 243	43 689	185 960
	Establishments with 1 to 4 employees	528	X	X	X
	Establishments with 5 to 9 employees	216	X	X	X
	Establishments with 10 to 19 employees	150	X	X	X
	Establishments with 20 to 49 employees	132	X	X	X
	Establishments with 50 to 99 employees	25	X	X	X
	Establishments with 100 to 249 employees	15	X	X	X
	Establishments with 250 to 499 employees	—	X	X	X
	Establishments with 500 to 999 employees	—	X	X	X
	Establishments with 1,000 employees or more	—	X	X	X

See footnotes at end of table.

Table 5. Establishments, Employees, and Payroll by Industry and Employment Size of Establishments by County: 2004—Con.

[Excludes most government employees, railroad employees, and self-employed persons. Size class 1 to 4 employees includes establishments having payroll, but no employees, during mid-March pay period. For meaning of abbreviations and symbols, see introductory text. For explanation of terms, see Appendix A. For statement on reliability, see the note at the end of the table and Appendix C]

NAICS code	Geography, kind of business, and employment size class	Establishments (number)	Paid employees for pay period including March 12 (number)	First-quarter payroll (\$1,000)	Annual payroll (\$1,000)
	UNION—Con.				
72	Accommodation and food services—Con.				
721	Accommodation				
	All establishments	47	1 390	7 417	32 519
	Establishments with 1 to 4 employees	12	X	X	X
	Establishments with 5 to 9 employees	7	X	X	X
	Establishments with 10 to 19 employees	14	X	X	X
	Establishments with 20 to 49 employees	8	X	X	X
	Establishments with 50 to 99 employees	3	X	X	X
	Establishments with 100 to 249 employees	3	X	X	X
	Establishments with 250 to 499 employees	—	X	X	X
	Establishments with 500 to 999 employees	—	X	X	X
	Establishments with 1,000 employees or more	—	X	X	X
7211	Traveler accommodation				
	All establishments	42	g	D	D
	Establishments with 1 to 4 employees	8	X	X	X
	Establishments with 5 to 9 employees	7	X	X	X
	Establishments with 10 to 19 employees	13	X	X	X
	Establishments with 20 to 49 employees	8	X	X	X
	Establishments with 50 to 99 employees	3	X	X	X
	Establishments with 100 to 249 employees	3	X	X	X
	Establishments with 250 to 499 employees	—	X	X	X
	Establishments with 500 to 999 employees	—	X	X	X
	Establishments with 1,000 employees or more	—	X	X	X
72111	Hotels (except casino hotels) and motels				
	All establishments	41	1 376	7 375	31 925
	Establishments with 1 to 4 employees	7	X	X	X
	Establishments with 5 to 9 employees	7	X	X	X
	Establishments with 10 to 19 employees	13	X	X	X
	Establishments with 20 to 49 employees	8	X	X	X
	Establishments with 50 to 99 employees	3	X	X	X
	Establishments with 100 to 249 employees	3	X	X	X
	Establishments with 250 to 499 employees	—	X	X	X
	Establishments with 500 to 999 employees	—	X	X	X
	Establishments with 1,000 employees or more	—	X	X	X
721110	Hotels (except casino hotels) and motels				
	All establishments	41	1 376	7 375	31 925
	Establishments with 1 to 4 employees	7	X	X	X
	Establishments with 5 to 9 employees	7	X	X	X
	Establishments with 10 to 19 employees	13	X	X	X
	Establishments with 20 to 49 employees	8	X	X	X
	Establishments with 50 to 99 employees	3	X	X	X
	Establishments with 100 to 249 employees	3	X	X	X
	Establishments with 250 to 499 employees	—	X	X	X
	Establishments with 500 to 999 employees	—	X	X	X
	Establishments with 1,000 employees or more	—	X	X	X
722	Food services and drinking places				
	All establishments	1 019	10 853	36 272	153 441
	Establishments with 1 to 4 employees	516	X	X	X
	Establishments with 5 to 9 employees	209	X	X	X
	Establishments with 10 to 19 employees	136	X	X	X
	Establishments with 20 to 49 employees	124	X	X	X
	Establishments with 50 to 99 employees	22	X	X	X
	Establishments with 100 to 249 employees	12	X	X	X
	Establishments with 250 to 499 employees	—	X	X	X
	Establishments with 500 to 999 employees	—	X	X	X
	Establishments with 1,000 employees or more	—	X	X	X
7221	Full-service restaurants				
	All establishments	349	4 721	16 333	67 709
	Establishments with 1 to 4 employees	152	X	X	X
	Establishments with 5 to 9 employees	77	X	X	X
	Establishments with 10 to 19 employees	51	X	X	X
	Establishments with 20 to 49 employees	46	X	X	X
	Establishments with 50 to 99 employees	16	X	X	X
	Establishments with 100 to 249 employees	7	X	X	X
	Establishments with 250 to 499 employees	—	X	X	X
	Establishments with 500 to 999 employees	—	X	X	X
	Establishments with 1,000 employees or more	—	X	X	X
72211	Full-service restaurants				
	All establishments	349	4 721	16 333	67 709
	Establishments with 1 to 4 employees	152	X	X	X
	Establishments with 5 to 9 employees	77	X	X	X
	Establishments with 10 to 19 employees	51	X	X	X
	Establishments with 20 to 49 employees	46	X	X	X
	Establishments with 50 to 99 employees	16	X	X	X
	Establishments with 100 to 249 employees	7	X	X	X
	Establishments with 250 to 499 employees	—	X	X	X
	Establishments with 500 to 999 employees	—	X	X	X
	Establishments with 1,000 employees or more	—	X	X	X

See footnotes at end of table.

Table 5. **Establishments, Employees, and Payroll by Industry and Employment Size of Establishments by County: 2004—Con.**

[Excludes most government employees, railroad employees, and self-employed persons. Size class 1 to 4 employees includes establishments having payroll, but no employees, during mid-March pay period. For meaning of abbreviations and symbols, see introductory text. For explanation of terms, see Appendix A. For statement on reliability, see the note at the end of the table and Appendix C]

NAICS code	Geography, kind of business, and employment size class	Establishments (number)	Paid employees for pay period including March 12 (number)	First-quarter payroll (\$1,000)	Annual payroll (\$1,000)
72	UNION—Con.				
722	Accommodation and food services—Con.				
722	Food services and drinking places—Con.				
7221	Full-service restaurants—Con.				
72211	Full-service restaurants—Con.				
722110	Full-service restaurants				
	All establishments	349	4 721	16 333	67 709
	Establishments with 1 to 4 employees	152	X	X	X
	Establishments with 5 to 9 employees	77	X	X	X
	Establishments with 10 to 19 employees	51	X	X	X
	Establishments with 20 to 49 employees	46	X	X	X
	Establishments with 50 to 99 employees	16	X	X	X
	Establishments with 100 to 249 employees	7	X	X	X
	Establishments with 250 to 499 employees	—	X	X	X
	Establishments with 500 to 999 employees	—	X	X	X
	Establishments with 1,000 employees or more	—	X	X	X
7222	Limited-service eating places				
	All establishments	457	4 072	11 583	49 784
	Establishments with 1 to 4 employees	244	X	X	X
	Establishments with 5 to 9 employees	77	X	X	X
	Establishments with 10 to 19 employees	65	X	X	X
	Establishments with 20 to 49 employees	67	X	X	X
	Establishments with 50 to 99 employees	3	X	X	X
	Establishments with 100 to 249 employees	1	X	X	X
	Establishments with 250 to 499 employees	—	X	X	X
	Establishments with 500 to 999 employees	—	X	X	X
	Establishments with 1,000 employees or more	—	X	X	X
72221	Limited-service eating places				
	All establishments	457	4 072	11 583	49 784
	Establishments with 1 to 4 employees	244	X	X	X
	Establishments with 5 to 9 employees	77	X	X	X
	Establishments with 10 to 19 employees	65	X	X	X
	Establishments with 20 to 49 employees	67	X	X	X
	Establishments with 50 to 99 employees	3	X	X	X
	Establishments with 100 to 249 employees	1	X	X	X
	Establishments with 250 to 499 employees	—	X	X	X
	Establishments with 500 to 999 employees	—	X	X	X
	Establishments with 1,000 employees or more	—	X	X	X
722211	Limited-service restaurants				
	All establishments	351	3 141	8 720	37 395
	Establishments with 1 to 4 employees	202	X	X	X
	Establishments with 5 to 9 employees	48	X	X	X
	Establishments with 10 to 19 employees	42	X	X	X
	Establishments with 20 to 49 employees	55	X	X	X
	Establishments with 50 to 99 employees	3	X	X	X
	Establishments with 100 to 249 employees	1	X	X	X
	Establishments with 250 to 499 employees	—	X	X	X
	Establishments with 500 to 999 employees	—	X	X	X
	Establishments with 1,000 employees or more	—	X	X	X
722213	Snack and nonalcoholic beverage bars				
	All establishments	97	868	2 676	11 537
	Establishments with 1 to 4 employees	40	X	X	X
	Establishments with 5 to 9 employees	23	X	X	X
	Establishments with 10 to 19 employees	23	X	X	X
	Establishments with 20 to 49 employees	11	X	X	X
	Establishments with 50 to 99 employees	—	X	X	X
	Establishments with 100 to 249 employees	—	X	X	X
	Establishments with 250 to 499 employees	—	X	X	X
	Establishments with 500 to 999 employees	—	X	X	X
	Establishments with 1,000 employees or more	—	X	X	X
7223	Special food services				
	All establishments	115	1 553	6 669	29 054
	Establishments with 1 to 4 employees	57	X	X	X
	Establishments with 5 to 9 employees	30	X	X	X
	Establishments with 10 to 19 employees	14	X	X	X
	Establishments with 20 to 49 employees	7	X	X	X
	Establishments with 50 to 99 employees	3	X	X	X
	Establishments with 100 to 249 employees	4	X	X	X
	Establishments with 250 to 499 employees	—	X	X	X
	Establishments with 500 to 999 employees	—	X	X	X
	Establishments with 1,000 employees or more	—	X	X	X
72231	Food service contractors				
	All establishments	82	1 207	5 633	23 735
	Establishments with 1 to 4 employees	35	X	X	X
	Establishments with 5 to 9 employees	24	X	X	X
	Establishments with 10 to 19 employees	13	X	X	X
	Establishments with 20 to 49 employees	5	X	X	X
	Establishments with 50 to 99 employees	2	X	X	X
	Establishments with 100 to 249 employees	3	X	X	X
	Establishments with 250 to 499 employees	—	X	X	X
	Establishments with 500 to 999 employees	—	X	X	X
	Establishments with 1,000 employees or more	—	X	X	X

See footnotes at end of table.

Table 5. Establishments, Employees, and Payroll by Industry and Employment Size of Establishments by County: 2004—Con.

[Excludes most government employees, railroad employees, and self-employed persons. Size class 1 to 4 employees includes establishments having payroll, but no employees, during mid-March pay period. For meaning of abbreviations and symbols, see introductory text. For explanation of terms, see Appendix A. For statement on reliability, see the note at the end of the table and Appendix C]

NAICS code	Geography, kind of business, and employment size class	Establishments (number)	Paid employees for pay period including March 12 (number)	First-quarter payroll (\$1,000)	Annual payroll (\$1,000)
72	UNION—Con.				
	Accommodation and food services—Con.				
722	Food services and drinking places—Con.				
7223	Special food services—Con.				
72231	Food service contractors—Con.				
722310	Food service contractors				
	All establishments	82	1 207	5 633	23 735
	Establishments with 1 to 4 employees	35	X	X	X
	Establishments with 5 to 9 employees	24	X	X	X
	Establishments with 10 to 19 employees	13	X	X	X
	Establishments with 20 to 49 employees	5	X	X	X
	Establishments with 50 to 99 employees	2	X	X	X
	Establishments with 100 to 249 employees	2	X	X	X
	Establishments with 250 to 499 employees	—	X	X	X
	Establishments with 500 to 999 employees	—	X	X	X
	Establishments with 1,000 employees or more	—	X	X	X
72232	Caterers				
	All establishments	22	327	979	4 979
	Establishments with 1 to 4 employees	12	X	X	X
	Establishments with 5 to 9 employees	5	X	X	X
	Establishments with 10 to 19 employees	1	X	X	X
	Establishments with 20 to 49 employees	2	X	X	X
	Establishments with 50 to 99 employees	1	X	X	X
	Establishments with 100 to 249 employees	1	X	X	X
	Establishments with 250 to 499 employees	—	X	X	X
	Establishments with 500 to 999 employees	—	X	X	X
	Establishments with 1,000 employees or more	—	X	X	X
722320	Caterers				
	All establishments	22	327	979	4 979
	Establishments with 1 to 4 employees	12	X	X	X
	Establishments with 5 to 9 employees	5	X	X	X
	Establishments with 10 to 19 employees	1	X	X	X
	Establishments with 20 to 49 employees	2	X	X	X
	Establishments with 50 to 99 employees	1	X	X	X
	Establishments with 100 to 249 employees	1	X	X	X
	Establishments with 250 to 499 employees	—	X	X	X
	Establishments with 500 to 999 employees	—	X	X	X
	Establishments with 1,000 employees or more	—	X	X	X
7224	Drinking places (alcoholic beverages)				
	All establishments	98	507	1 687	6 894
	Establishments with 1 to 4 employees	63	X	X	X
	Establishments with 5 to 9 employees	25	X	X	X
	Establishments with 10 to 19 employees	6	X	X	X
	Establishments with 20 to 49 employees	4	X	X	X
	Establishments with 50 to 99 employees	—	X	X	X
	Establishments with 100 to 249 employees	—	X	X	X
	Establishments with 250 to 499 employees	—	X	X	X
	Establishments with 500 to 999 employees	—	X	X	X
	Establishments with 1,000 employees or more	—	X	X	X
72241	Drinking places (alcoholic beverages)				
	All establishments	98	507	1 687	6 894
	Establishments with 1 to 4 employees	63	X	X	X
	Establishments with 5 to 9 employees	25	X	X	X
	Establishments with 10 to 19 employees	6	X	X	X
	Establishments with 20 to 49 employees	4	X	X	X
	Establishments with 50 to 99 employees	—	X	X	X
	Establishments with 100 to 249 employees	—	X	X	X
	Establishments with 250 to 499 employees	—	X	X	X
	Establishments with 500 to 999 employees	—	X	X	X
	Establishments with 1,000 employees or more	—	X	X	X
722410	Drinking places (alcoholic beverages)				
	All establishments	98	507	1 687	6 894
	Establishments with 1 to 4 employees	63	X	X	X
	Establishments with 5 to 9 employees	25	X	X	X
	Establishments with 10 to 19 employees	6	X	X	X
	Establishments with 20 to 49 employees	4	X	X	X
	Establishments with 50 to 99 employees	—	X	X	X
	Establishments with 100 to 249 employees	—	X	X	X
	Establishments with 250 to 499 employees	—	X	X	X
	Establishments with 500 to 999 employees	—	X	X	X
	Establishments with 1,000 employees or more	—	X	X	X
81	Other services (except public administration)				
	All establishments	1 528	9 853	59 350	251 185
	Establishments with 1 to 4 employees	1 017	X	X	X
	Establishments with 5 to 9 employees	274	X	X	X
	Establishments with 10 to 19 employees	138	X	X	X
	Establishments with 20 to 49 employees	74	X	X	X
	Establishments with 50 to 99 employees	19	X	X	X
	Establishments with 100 to 249 employees	5	X	X	X
	Establishments with 250 to 499 employees	1	X	X	X
	Establishments with 500 to 999 employees	—	X	X	X
	Establishments with 1,000 employees or more	—	X	X	X

See footnotes at end of table.

Table 5. Establishments, Employees, and Payroll by Industry and Employment Size of Establishments by County: 2004—Con.

[Excludes most government employees, railroad employees, and self-employed persons. Size class 1 to 4 employees includes establishments having payroll, but no employees, during mid-March pay period. For meaning of abbreviations and symbols, see introductory text. For explanation of terms, see Appendix A. For statement on reliability, see the note at the end of the table and Appendix C]

NAICS code	Geography, kind of business, and employment size class	Establishments (number)	Paid employees for pay period including March 12 (number)	First-quarter payroll (\$1,000)	Annual payroll (\$1,000)
81	UNION—Con.				
	Other services (except public administration)—Con.				
811	Repair and maintenance				
	All establishments	503	2 858	25 138	105 709
	Establishments with 1 to 4 employees	344	X	X	X
	Establishments with 5 to 9 employees	89	X	X	X
	Establishments with 10 to 19 employees	48	X	X	X
	Establishments with 20 to 49 employees	17	X	X	X
	Establishments with 50 to 99 employees	3	X	X	X
	Establishments with 100 to 249 employees	2	X	X	X
	Establishments with 250 to 499 employees	—	X	X	X
	Establishments with 500 to 999 employees	—	X	X	X
	Establishments with 1,000 employees or more	—	X	X	X
8111	Automotive repair and maintenance				
	All establishments	372	2 033	17 261	72 936
	Establishments with 1 to 4 employees	255	X	X	X
	Establishments with 5 to 9 employees	68	X	X	X
	Establishments with 10 to 19 employees	35	X	X	X
	Establishments with 20 to 49 employees	11	X	X	X
	Establishments with 50 to 99 employees	2	X	X	X
	Establishments with 100 to 249 employees	1	X	X	X
	Establishments with 250 to 499 employees	—	X	X	X
	Establishments with 500 to 999 employees	—	X	X	X
	Establishments with 1,000 employees or more	—	X	X	X
81111	Automotive mechanical and electrical repair and maintenance				
	All establishments	202	888	9 596	42 592
	Establishments with 1 to 4 employees	158	X	X	X
	Establishments with 5 to 9 employees	35	X	X	X
	Establishments with 10 to 19 employees	6	X	X	X
	Establishments with 20 to 49 employees	2	X	X	X
	Establishments with 50 to 99 employees	—	X	X	X
	Establishments with 100 to 249 employees	1	X	X	X
	Establishments with 250 to 499 employees	—	X	X	X
	Establishments with 500 to 999 employees	—	X	X	X
	Establishments with 1,000 employees or more	—	X	X	X
811111	General automotive repair				
	All establishments	177	794	8 883	39 891
	Establishments with 1 to 4 employees	143	X	X	X
	Establishments with 5 to 9 employees	26	X	X	X
	Establishments with 10 to 19 employees	5	X	X	X
	Establishments with 20 to 49 employees	2	X	X	X
	Establishments with 50 to 99 employees	—	X	X	X
	Establishments with 100 to 249 employees	1	X	X	X
	Establishments with 250 to 499 employees	—	X	X	X
	Establishments with 500 to 999 employees	—	X	X	X
	Establishments with 1,000 employees or more	—	X	X	X
81112	Automotive body, paint, interior, and glass repair				
	All establishments	102	794	6 169	24 885
	Establishments with 1 to 4 employees	56	X	X	X
	Establishments with 5 to 9 employees	17	X	X	X
	Establishments with 10 to 19 employees	21	X	X	X
	Establishments with 20 to 49 employees	6	X	X	X
	Establishments with 50 to 99 employees	2	X	X	X
	Establishments with 100 to 249 employees	—	X	X	X
	Establishments with 250 to 499 employees	—	X	X	X
	Establishments with 500 to 999 employees	—	X	X	X
	Establishments with 1,000 employees or more	—	X	X	X
811121	Automotive body, paint, and interior repair and maintenance				
	All establishments	94	765	5 911	23 797
	Establishments with 1 to 4 employees	50	X	X	X
	Establishments with 5 to 9 employees	16	X	X	X
	Establishments with 10 to 19 employees	20	X	X	X
	Establishments with 20 to 49 employees	6	X	X	X
	Establishments with 50 to 99 employees	2	X	X	X
	Establishments with 100 to 249 employees	—	X	X	X
	Establishments with 250 to 499 employees	—	X	X	X
	Establishments with 500 to 999 employees	—	X	X	X
	Establishments with 1,000 employees or more	—	X	X	X
81119	Other automotive repair and maintenance				
	All establishments	68	351	1 496	5 459
	Establishments with 1 to 4 employees	41	X	X	X
	Establishments with 5 to 9 employees	16	X	X	X
	Establishments with 10 to 19 employees	8	X	X	X
	Establishments with 20 to 49 employees	3	X	X	X
	Establishments with 50 to 99 employees	—	X	X	X
	Establishments with 100 to 249 employees	—	X	X	X
	Establishments with 250 to 499 employees	—	X	X	X
	Establishments with 500 to 999 employees	—	X	X	X
	Establishments with 1,000 employees or more	—	X	X	X

See footnotes at end of table.

Table 5. Establishments, Employees, and Payroll by Industry and Employment Size of Establishments by County: 2004—Con.

[Excludes most government employees, railroad employees, and self-employed persons. Size class 1 to 4 employees includes establishments having payroll, but no employees, during mid-March pay period. For meaning of abbreviations and symbols, see introductory text. For explanation of terms, see Appendix A. For statement on reliability, see the note at the end of the table and Appendix C]

NAICS code	Geography, kind of business, and employment size class	Establishments (number)	Paid employees for pay period including March 12 (number)	First-quarter payroll (\$1,000)	Annual payroll (\$1,000)
	UNION—Con.				
81	Other services (except public administration)—Con.				
811	Repair and maintenance—Con.				
8111	Automotive repair and maintenance—Con.				
81119	Other automotive repair and maintenance—Con.				
811192	Car washes				
	All establishments	49	260	924	4 047
	Establishments with 1 to 4 employees	31	X	X	X
	Establishments with 5 to 9 employees	9	X	X	X
	Establishments with 10 to 19 employees	6	X	X	X
	Establishments with 20 to 49 employees	3	X	X	X
	Establishments with 50 to 99 employees	—	X	X	X
	Establishments with 100 to 249 employees	—	X	X	X
	Establishments with 250 to 499 employees	—	X	X	X
	Establishments with 500 to 999 employees	—	X	X	X
	Establishments with 1,000 employees or more	—	X	X	X
8112	Electronic and precision equipment repair and maintenance				
	All establishments	32	172	2 177	8 706
	Establishments with 1 to 4 employees	21	X	X	X
	Establishments with 5 to 9 employees	5	X	X	X
	Establishments with 10 to 19 employees	4	X	X	X
	Establishments with 20 to 49 employees	2	X	X	X
	Establishments with 50 to 99 employees	—	X	X	X
	Establishments with 100 to 249 employees	—	X	X	X
	Establishments with 250 to 499 employees	—	X	X	X
	Establishments with 500 to 999 employees	—	X	X	X
	Establishments with 1,000 employees or more	—	X	X	X
81121	Electronic and precision equipment repair and maintenance				
	All establishments	32	172	2 177	8 706
	Establishments with 1 to 4 employees	21	X	X	X
	Establishments with 5 to 9 employees	5	X	X	X
	Establishments with 10 to 19 employees	4	X	X	X
	Establishments with 20 to 49 employees	2	X	X	X
	Establishments with 50 to 99 employees	—	X	X	X
	Establishments with 100 to 249 employees	—	X	X	X
	Establishments with 250 to 499 employees	—	X	X	X
	Establishments with 500 to 999 employees	—	X	X	X
	Establishments with 1,000 employees or more	—	X	X	X
8113	Commercial and industrial machinery and equipment (except automotive and electronic) repair and maintenance				
	All establishments	51	450	4 337	18 221
	Establishments with 1 to 4 employees	32	X	X	X
	Establishments with 5 to 9 employees	10	X	X	X
	Establishments with 10 to 19 employees	4	X	X	X
	Establishments with 20 to 49 employees	3	X	X	X
	Establishments with 50 to 99 employees	1	X	X	X
	Establishments with 100 to 249 employees	1	X	X	X
	Establishments with 250 to 499 employees	—	X	X	X
	Establishments with 500 to 999 employees	—	X	X	X
	Establishments with 1,000 employees or more	—	X	X	X
81131	Commercial and industrial machinery and equipment (except automotive and electronic) repair and maintenance				
	All establishments	51	450	4 337	18 221
	Establishments with 1 to 4 employees	32	X	X	X
	Establishments with 5 to 9 employees	10	X	X	X
	Establishments with 10 to 19 employees	4	X	X	X
	Establishments with 20 to 49 employees	3	X	X	X
	Establishments with 50 to 99 employees	1	X	X	X
	Establishments with 100 to 249 employees	1	X	X	X
	Establishments with 250 to 499 employees	—	X	X	X
	Establishments with 500 to 999 employees	—	X	X	X
	Establishments with 1,000 employees or more	—	X	X	X
811310	Commercial and industrial machinery and equipment (except automotive and electronic) repair and maintenance				
	All establishments	51	450	4 337	18 221
	Establishments with 1 to 4 employees	32	X	X	X
	Establishments with 5 to 9 employees	10	X	X	X
	Establishments with 10 to 19 employees	4	X	X	X
	Establishments with 20 to 49 employees	3	X	X	X
	Establishments with 50 to 99 employees	1	X	X	X
	Establishments with 100 to 249 employees	1	X	X	X
	Establishments with 250 to 499 employees	—	X	X	X
	Establishments with 500 to 999 employees	—	X	X	X
	Establishments with 1,000 employees or more	—	X	X	X
8114	Personal and household goods repair and maintenance				

See footnotes at end of table.

Table 5. Establishments, Employees, and Payroll by Industry and Employment Size of Establishments by County: 2004—Con.

[Excludes most government employees, railroad employees, and self-employed persons. Size class 1 to 4 employees includes establishments having payroll, but no employees, during mid-March pay period. For meaning of abbreviations and symbols, see introductory text. For explanation of terms, see Appendix A. For statement on reliability, see the note at the end of the table and Appendix C]

NAICS code	Geography, kind of business, and employment size class	Establishments (number)	Paid employees for pay period including March 12 (number)	First-quarter payroll (\$1,000)	Annual payroll (\$1,000)
81	UNION—Con.				
	Other services (except public administration)—Con.				
811	Repair and maintenance—Con.				
8114	Personal and household goods repair and maintenance—Con.				
	All establishments	48	203	1 363	5 846
	Establishments with 1 to 4 employees	36	X	X	X
	Establishments with 5 to 9 employees	6	X	X	X
	Establishments with 10 to 19 employees	5	X	X	X
	Establishments with 20 to 49 employees	1	X	X	X
	Establishments with 50 to 99 employees	—	X	X	X
	Establishments with 100 to 249 employees	—	X	X	X
	Establishments with 250 to 499 employees	—	X	X	X
	Establishments with 500 to 999 employees	—	X	X	X
	Establishments with 1,000 employees or more	—	X	X	X
812	Personal and laundry services				
	All establishments	591	3 043	12 962	58 311
	Establishments with 1 to 4 employees	433	X	X	X
	Establishments with 5 to 9 employees	97	X	X	X
	Establishments with 10 to 19 employees	38	X	X	X
	Establishments with 20 to 49 employees	16	X	X	X
	Establishments with 50 to 99 employees	4	X	X	X
	Establishments with 100 to 249 employees	2	X	X	X
	Establishments with 250 to 499 employees	1	X	X	X
	Establishments with 500 to 999 employees	—	X	X	X
	Establishments with 1,000 employees or more	—	X	X	X
8121	Personal care services				
	All establishments	329	1 215	4 470	19 507
	Establishments with 1 to 4 employees	250	X	X	X
	Establishments with 5 to 9 employees	54	X	X	X
	Establishments with 10 to 19 employees	19	X	X	X
	Establishments with 20 to 49 employees	5	X	X	X
	Establishments with 50 to 99 employees	—	X	X	X
	Establishments with 100 to 249 employees	1	X	X	X
	Establishments with 250 to 499 employees	—	X	X	X
	Establishments with 500 to 999 employees	—	X	X	X
	Establishments with 1,000 employees or more	—	X	X	X
81211	Hair, nail, and skin care services				
	All establishments	297	1 084	4 015	17 549
	Establishments with 1 to 4 employees	228	X	X	X
	Establishments with 5 to 9 employees	46	X	X	X
	Establishments with 10 to 19 employees	19	X	X	X
	Establishments with 20 to 49 employees	3	X	X	X
	Establishments with 50 to 99 employees	—	X	X	X
	Establishments with 100 to 249 employees	1	X	X	X
	Establishments with 250 to 499 employees	—	X	X	X
	Establishments with 500 to 999 employees	—	X	X	X
	Establishments with 1,000 employees or more	—	X	X	X
812112	Beauty salons				
	All establishments	217	933	3 613	15 781
	Establishments with 1 to 4 employees	151	X	X	X
	Establishments with 5 to 9 employees	44	X	X	X
	Establishments with 10 to 19 employees	18	X	X	X
	Establishments with 20 to 49 employees	3	X	X	X
	Establishments with 50 to 99 employees	—	X	X	X
	Establishments with 100 to 249 employees	1	X	X	X
	Establishments with 250 to 499 employees	—	X	X	X
	Establishments with 500 to 999 employees	—	X	X	X
	Establishments with 1,000 employees or more	—	X	X	X
812113	Nail salons				
	All establishments	57	108	293	1 324
	Establishments with 1 to 4 employees	56	X	X	X
	Establishments with 5 to 9 employees	—	X	X	X
	Establishments with 10 to 19 employees	1	X	X	X
	Establishments with 20 to 49 employees	—	X	X	X
	Establishments with 50 to 99 employees	—	X	X	X
	Establishments with 100 to 249 employees	—	X	X	X
	Establishments with 250 to 499 employees	—	X	X	X
	Establishments with 500 to 999 employees	—	X	X	X
	Establishments with 1,000 employees or more	—	X	X	X
81219	Other personal care services				
	All establishments	32	131	455	1 958
	Establishments with 1 to 4 employees	22	X	X	X
	Establishments with 5 to 9 employees	8	X	X	X
	Establishments with 10 to 19 employees	—	X	X	X
	Establishments with 20 to 49 employees	2	X	X	X
	Establishments with 50 to 99 employees	—	X	X	X
	Establishments with 100 to 249 employees	—	X	X	X
	Establishments with 250 to 499 employees	—	X	X	X
	Establishments with 500 to 999 employees	—	X	X	X
	Establishments with 1,000 employees or more	—	X	X	X

See footnotes at end of table.

Table 5. Establishments, Employees, and Payroll by Industry and Employment Size of Establishments by County: 2004—Con.

[Excludes most government employees, railroad employees, and self-employed persons. Size class 1 to 4 employees includes establishments having payroll, but no employees, during mid-March pay period. For meaning of abbreviations and symbols, see introductory text. For explanation of terms, see Appendix A. For statement on reliability, see the note at the end of the table and Appendix C]

NAICS code	Geography, kind of business, and employment size class	Establishments (number)	Paid employees for pay period including March 12 (number)	First-quarter payroll (\$1,000)	Annual payroll (\$1,000)
81	UNION—Con.				
	Other services (except public administration)—Con.				
812	Personal and laundry services—Con.				
8121	Personal care services—Con.				
81219	Other personal care services—Con.				
812199	All other personal care services				
	All establishments	24	102	335	1 524
	Establishments with 1 to 4 employees	17	X	X	X
	Establishments with 5 to 9 employees	5	X	X	X
	Establishments with 10 to 19 employees	—	X	X	X
	Establishments with 20 to 49 employees	2	X	X	X
	Establishments with 50 to 99 employees	—	X	X	X
	Establishments with 100 to 249 employees	—	X	X	X
	Establishments with 250 to 499 employees	—	X	X	X
	Establishments with 500 to 999 employees	—	X	X	X
	Establishments with 1,000 employees or more	—	X	X	X
8122	Death care services				
	All establishments	43	302	2 974	12 865
	Establishments with 1 to 4 employees	27	X	X	X
	Establishments with 5 to 9 employees	10	X	X	X
	Establishments with 10 to 19 employees	4	X	X	X
	Establishments with 20 to 49 employees	—	X	X	X
	Establishments with 50 to 99 employees	2	X	X	X
	Establishments with 100 to 249 employees	—	X	X	X
	Establishments with 250 to 499 employees	—	X	X	X
	Establishments with 500 to 999 employees	—	X	X	X
	Establishments with 1,000 employees or more	—	X	X	X
81221	Funeral homes and funeral services				
	All establishments	34	124	1 330	5 870
	Establishments with 1 to 4 employees	26	X	X	X
	Establishments with 5 to 9 employees	7	X	X	X
	Establishments with 10 to 19 employees	1	X	X	X
	Establishments with 20 to 49 employees	—	X	X	X
	Establishments with 50 to 99 employees	—	X	X	X
	Establishments with 100 to 249 employees	—	X	X	X
	Establishments with 250 to 499 employees	—	X	X	X
	Establishments with 500 to 999 employees	—	X	X	X
	Establishments with 1,000 employees or more	—	X	X	X
812210	Funeral homes and funeral services				
	All establishments	34	124	1 330	5 870
	Establishments with 1 to 4 employees	26	X	X	X
	Establishments with 5 to 9 employees	7	X	X	X
	Establishments with 10 to 19 employees	1	X	X	X
	Establishments with 20 to 49 employees	—	X	X	X
	Establishments with 50 to 99 employees	—	X	X	X
	Establishments with 100 to 249 employees	—	X	X	X
	Establishments with 250 to 499 employees	—	X	X	X
	Establishments with 500 to 999 employees	—	X	X	X
	Establishments with 1,000 employees or more	—	X	X	X
81222	Cemeteries and crematories				
	All establishments	9	178	1 644	6 995
	Establishments with 1 to 4 employees	1	X	X	X
	Establishments with 5 to 9 employees	3	X	X	X
	Establishments with 10 to 19 employees	3	X	X	X
	Establishments with 20 to 49 employees	—	X	X	X
	Establishments with 50 to 99 employees	2	X	X	X
	Establishments with 100 to 249 employees	—	X	X	X
	Establishments with 250 to 499 employees	—	X	X	X
	Establishments with 500 to 999 employees	—	X	X	X
	Establishments with 1,000 employees or more	—	X	X	X
812220	Cemeteries and crematories				
	All establishments	9	178	1 644	6 995
	Establishments with 1 to 4 employees	1	X	X	X
	Establishments with 5 to 9 employees	3	X	X	X
	Establishments with 10 to 19 employees	3	X	X	X
	Establishments with 20 to 49 employees	—	X	X	X
	Establishments with 50 to 99 employees	2	X	X	X
	Establishments with 100 to 249 employees	—	X	X	X
	Establishments with 250 to 499 employees	—	X	X	X
	Establishments with 500 to 999 employees	—	X	X	X
	Establishments with 1,000 employees or more	—	X	X	X
8123	Drycleaning and laundry services				
	All establishments	150	787	3 313	15 766
	Establishments with 1 to 4 employees	113	X	X	X
	Establishments with 5 to 9 employees	20	X	X	X
	Establishments with 10 to 19 employees	6	X	X	X
	Establishments with 20 to 49 employees	9	X	X	X
	Establishments with 50 to 99 employees	2	X	X	X
	Establishments with 100 to 249 employees	—	X	X	X
	Establishments with 250 to 499 employees	—	X	X	X
	Establishments with 500 to 999 employees	—	X	X	X
	Establishments with 1,000 employees or more	—	X	X	X

See footnotes at end of table.

Table 5. Establishments, Employees, and Payroll by Industry and Employment Size of Establishments by County: 2004—Con.

[Excludes most government employees, railroad employees, and self-employed persons. Size class 1 to 4 employees includes establishments having payroll, but no employees, during mid-March pay period. For meaning of abbreviations and symbols, see introductory text. For explanation of terms, see Appendix A. For statement on reliability, see the note at the end of the table and Appendix C]

NAICS code	Geography, kind of business, and employment size class	Establishments (number)	Paid employees for pay period including March 12 (number)	First-quarter payroll (\$1,000)	Annual payroll (\$1,000)
81	UNION—Con.				
	Other services (except public administration)—Con.				
812	Personal and laundry services—Con.				
8123	Drycleaning and laundry services—Con.				
81231	Coin-operated laundries and drycleaners				
	All establishments	49	153	557	2 205
	Establishments with 1 to 4 employees	38	X	X	X
	Establishments with 5 to 9 employees	9	X	X	X
	Establishments with 10 to 19 employees	1	X	X	X
	Establishments with 20 to 49 employees	1	X	X	X
	Establishments with 50 to 99 employees	—	X	X	X
	Establishments with 100 to 249 employees	—	X	X	X
	Establishments with 250 to 499 employees	—	X	X	X
	Establishments with 500 to 999 employees	—	X	X	X
	Establishments with 1,000 employees or more	—	X	X	X
812310	Coin-operated laundries and drycleaners				
	All establishments	49	153	557	2 205
	Establishments with 1 to 4 employees	38	X	X	X
	Establishments with 5 to 9 employees	9	X	X	X
	Establishments with 10 to 19 employees	1	X	X	X
	Establishments with 20 to 49 employees	1	X	X	X
	Establishments with 50 to 99 employees	—	X	X	X
	Establishments with 100 to 249 employees	—	X	X	X
	Establishments with 250 to 499 employees	—	X	X	X
	Establishments with 500 to 999 employees	—	X	X	X
	Establishments with 1,000 employees or more	—	X	X	X
81232	Drycleaning and laundry services (except coin-operated)				
	All establishments	91	405	1 523	6 180
	Establishments with 1 to 4 employees	71	X	X	X
	Establishments with 5 to 9 employees	11	X	X	X
	Establishments with 10 to 19 employees	5	X	X	X
	Establishments with 20 to 49 employees	3	X	X	X
	Establishments with 50 to 99 employees	1	X	X	X
	Establishments with 100 to 249 employees	—	X	X	X
	Establishments with 250 to 499 employees	—	X	X	X
	Establishments with 500 to 999 employees	—	X	X	X
	Establishments with 1,000 employees or more	—	X	X	X
812320	Drycleaning and laundry services (except coin-operated)				
	All establishments	91	405	1 523	6 180
	Establishments with 1 to 4 employees	71	X	X	X
	Establishments with 5 to 9 employees	11	X	X	X
	Establishments with 10 to 19 employees	5	X	X	X
	Establishments with 20 to 49 employees	3	X	X	X
	Establishments with 50 to 99 employees	1	X	X	X
	Establishments with 100 to 249 employees	—	X	X	X
	Establishments with 250 to 499 employees	—	X	X	X
	Establishments with 500 to 999 employees	—	X	X	X
	Establishments with 1,000 employees or more	—	X	X	X
81233	Linen and uniform supply				
	All establishments	10	229	1 233	7 381
	Establishments with 1 to 4 employees	4	X	X	X
	Establishments with 5 to 9 employees	—	X	X	X
	Establishments with 10 to 19 employees	—	X	X	X
	Establishments with 20 to 49 employees	5	X	X	X
	Establishments with 50 to 99 employees	1	X	X	X
	Establishments with 100 to 249 employees	—	X	X	X
	Establishments with 250 to 499 employees	—	X	X	X
	Establishments with 500 to 999 employees	—	X	X	X
	Establishments with 1,000 employees or more	—	X	X	X
812332	Industrial launderers				
	All establishments	8	c	D	D
	Establishments with 1 to 4 employees	3	X	X	X
	Establishments with 5 to 9 employees	—	X	X	X
	Establishments with 10 to 19 employees	—	X	X	X
	Establishments with 20 to 49 employees	4	X	X	X
	Establishments with 50 to 99 employees	1	X	X	X
	Establishments with 100 to 249 employees	—	X	X	X
	Establishments with 250 to 499 employees	—	X	X	X
	Establishments with 500 to 999 employees	—	X	X	X
	Establishments with 1,000 employees or more	—	X	X	X
8129	Other personal services				
	All establishments	69	739	2 205	10 173
	Establishments with 1 to 4 employees	43	X	X	X
	Establishments with 5 to 9 employees	13	X	X	X
	Establishments with 10 to 19 employees	9	X	X	X
	Establishments with 20 to 49 employees	2	X	X	X
	Establishments with 50 to 99 employees	—	X	X	X
	Establishments with 100 to 249 employees	1	X	X	X
	Establishments with 250 to 499 employees	1	X	X	X
	Establishments with 500 to 999 employees	—	X	X	X
	Establishments with 1,000 employees or more	—	X	X	X

See footnotes at end of table.

Table 5. **Establishments, Employees, and Payroll by Industry and Employment Size of Establishments by County: 2004—Con.**

[Excludes most government employees, railroad employees, and self-employed persons. Size class 1 to 4 employees includes establishments having payroll, but no employees, during mid-March pay period. For meaning of abbreviations and symbols, see introductory text. For explanation of terms, see Appendix A. For statement on reliability, see the note at the end of the table and Appendix C]

NAICS code	Geography, kind of business, and employment size class	Establishments (number)	Paid employees for pay period including March 12 (number)	First-quarter payroll (\$1,000)	Annual payroll (\$1,000)
81	UNION—Con.				
	Other services (except public administration)—Con.				
812	Personal and laundry services—Con.				
8129	Other personal services—Con.				
81292	Photofinishing				
	All establishments	18	126	723	3 261
	Establishments with 1 to 4 employees	11	X	X	X
	Establishments with 5 to 9 employees	3	X	X	X
	Establishments with 10 to 19 employees	2	X	X	X
	Establishments with 20 to 49 employees	2	X	X	X
	Establishments with 50 to 99 employees	—	X	X	X
	Establishments with 100 to 249 employees	—	X	X	X
	Establishments with 250 to 499 employees	—	X	X	X
	Establishments with 500 to 999 employees	—	X	X	X
	Establishments with 1,000 employees or more	—	X	X	X
812921	Photofinishing laboratories (except one-hour)				
	All establishments	13	105	643	2 981
	Establishments with 1 to 4 employees	7	X	X	X
	Establishments with 5 to 9 employees	3	X	X	X
	Establishments with 10 to 19 employees	1	X	X	X
	Establishments with 20 to 49 employees	2	X	X	X
	Establishments with 50 to 99 employees	—	X	X	X
	Establishments with 100 to 249 employees	—	X	X	X
	Establishments with 250 to 499 employees	—	X	X	X
	Establishments with 500 to 999 employees	—	X	X	X
	Establishments with 1,000 employees or more	—	X	X	X
81293	Parking lots and garages				
	All establishments	14	338	709	3 237
	Establishments with 1 to 4 employees	6	X	X	X
	Establishments with 5 to 9 employees	3	X	X	X
	Establishments with 10 to 19 employees	4	X	X	X
	Establishments with 20 to 49 employees	—	X	X	X
	Establishments with 50 to 99 employees	—	X	X	X
	Establishments with 100 to 249 employees	—	X	X	X
	Establishments with 250 to 499 employees	1	X	X	X
	Establishments with 500 to 999 employees	—	X	X	X
	Establishments with 1,000 employees or more	—	X	X	X
812930	Parking lots and garages				
	All establishments	14	338	709	3 237
	Establishments with 1 to 4 employees	6	X	X	X
	Establishments with 5 to 9 employees	3	X	X	X
	Establishments with 10 to 19 employees	4	X	X	X
	Establishments with 20 to 49 employees	—	X	X	X
	Establishments with 50 to 99 employees	—	X	X	X
	Establishments with 100 to 249 employees	—	X	X	X
	Establishments with 250 to 499 employees	1	X	X	X
	Establishments with 500 to 999 employees	—	X	X	X
	Establishments with 1,000 employees or more	—	X	X	X
81299	All other personal services				
	All establishments	30	245	672	3 272
	Establishments with 1 to 4 employees	22	X	X	X
	Establishments with 5 to 9 employees	4	X	X	X
	Establishments with 10 to 19 employees	3	X	X	X
	Establishments with 20 to 49 employees	—	X	X	X
	Establishments with 50 to 99 employees	—	X	X	X
	Establishments with 100 to 249 employees	1	X	X	X
	Establishments with 250 to 499 employees	—	X	X	X
	Establishments with 500 to 999 employees	—	X	X	X
	Establishments with 1,000 employees or more	—	X	X	X
812990	All other personal services				
	All establishments	30	245	672	3 272
	Establishments with 1 to 4 employees	22	X	X	X
	Establishments with 5 to 9 employees	4	X	X	X
	Establishments with 10 to 19 employees	3	X	X	X
	Establishments with 20 to 49 employees	—	X	X	X
	Establishments with 50 to 99 employees	—	X	X	X
	Establishments with 100 to 249 employees	1	X	X	X
	Establishments with 250 to 499 employees	—	X	X	X
	Establishments with 500 to 999 employees	—	X	X	X
	Establishments with 1,000 employees or more	—	X	X	X
813	Religious, grantmaking, civic, professional, and similar organizations				
	All establishments	434	3 952	21 250	87 165
	Establishments with 1 to 4 employees	240	X	X	X
	Establishments with 5 to 9 employees	88	X	X	X
	Establishments with 10 to 19 employees	52	X	X	X
	Establishments with 20 to 49 employees	41	X	X	X
	Establishments with 50 to 99 employees	12	X	X	X
	Establishments with 100 to 249 employees	1	X	X	X
	Establishments with 250 to 499 employees	—	X	X	X
	Establishments with 500 to 999 employees	—	X	X	X
	Establishments with 1,000 employees or more	—	X	X	X

See footnotes at end of table.

Table 5. **Establishments, Employees, and Payroll by Industry and Employment Size of Establishments by County: 2004—Con.**

[Excludes most government employees, railroad employees, and self-employed persons. Size class 1 to 4 employees includes establishments having payroll, but no employees, during mid-March pay period. For meaning of abbreviations and symbols, see introductory text. For explanation of terms, see Appendix A. For statement on reliability, see the note at the end of the table and Appendix C]

NAICS code	Geography, kind of business, and employment size class	Establishments (number)	Paid employees for pay period including March 12 (number)	First-quarter payroll (\$1,000)	Annual payroll (\$1,000)
81	UNION—Con.				
813	Other services (except public administration)—Con.				
8131	Religious, grantmaking, civic, professional, and similar organizations—Con.				
81311	Religious organizations				
	All establishments	240	2 502	11 042	43 500
	Establishments with 1 to 4 employees	124	X	X	X
	Establishments with 5 to 9 employees	51	X	X	X
	Establishments with 10 to 19 employees	25	X	X	X
	Establishments with 20 to 49 employees	31	X	X	X
	Establishments with 50 to 99 employees	9	X	X	X
	Establishments with 100 to 249 employees	—	X	X	X
	Establishments with 250 to 499 employees	—	X	X	X
	Establishments with 500 to 999 employees	—	X	X	X
	Establishments with 1,000 employees or more	—	X	X	X
813110	Religious organizations				
	All establishments	240	2 502	11 042	43 500
	Establishments with 1 to 4 employees	124	X	X	X
	Establishments with 5 to 9 employees	51	X	X	X
	Establishments with 10 to 19 employees	25	X	X	X
	Establishments with 20 to 49 employees	31	X	X	X
	Establishments with 50 to 99 employees	9	X	X	X
	Establishments with 100 to 249 employees	—	X	X	X
	Establishments with 250 to 499 employees	—	X	X	X
	Establishments with 500 to 999 employees	—	X	X	X
	Establishments with 1,000 employees or more	—	X	X	X
8131100	Religious organizations				
	All establishments	240	2 502	11 042	43 500
	Establishments with 1 to 4 employees	124	X	X	X
	Establishments with 5 to 9 employees	51	X	X	X
	Establishments with 10 to 19 employees	25	X	X	X
	Establishments with 20 to 49 employees	31	X	X	X
	Establishments with 50 to 99 employees	9	X	X	X
	Establishments with 100 to 249 employees	—	X	X	X
	Establishments with 250 to 499 employees	—	X	X	X
	Establishments with 500 to 999 employees	—	X	X	X
	Establishments with 1,000 employees or more	—	X	X	X
8132	Grantmaking and giving services				
	All establishments	30	208	2 231	9 400
	Establishments with 1 to 4 employees	17	X	X	X
	Establishments with 5 to 9 employees	6	X	X	X
	Establishments with 10 to 19 employees	5	X	X	X
	Establishments with 20 to 49 employees	2	X	X	X
	Establishments with 50 to 99 employees	—	X	X	X
	Establishments with 100 to 249 employees	—	X	X	X
	Establishments with 250 to 499 employees	—	X	X	X
	Establishments with 500 to 999 employees	—	X	X	X
	Establishments with 1,000 employees or more	—	X	X	X
81321	Grantmaking and giving services				
	All establishments	30	208	2 231	9 400
	Establishments with 1 to 4 employees	17	X	X	X
	Establishments with 5 to 9 employees	6	X	X	X
	Establishments with 10 to 19 employees	5	X	X	X
	Establishments with 20 to 49 employees	2	X	X	X
	Establishments with 50 to 99 employees	—	X	X	X
	Establishments with 100 to 249 employees	—	X	X	X
	Establishments with 250 to 499 employees	—	X	X	X
	Establishments with 500 to 999 employees	—	X	X	X
	Establishments with 1,000 employees or more	—	X	X	X
8134	Civic and social organizations				
	All establishments	28	529	1 768	8 130
	Establishments with 1 to 4 employees	12	X	X	X
	Establishments with 5 to 9 employees	6	X	X	X
	Establishments with 10 to 19 employees	3	X	X	X
	Establishments with 20 to 49 employees	3	X	X	X
	Establishments with 50 to 99 employees	3	X	X	X
	Establishments with 100 to 249 employees	1	X	X	X
	Establishments with 250 to 499 employees	—	X	X	X
	Establishments with 500 to 999 employees	—	X	X	X
	Establishments with 1,000 employees or more	—	X	X	X
81341	Civic and social organizations				
	All establishments	28	529	1 768	8 130
	Establishments with 1 to 4 employees	12	X	X	X
	Establishments with 5 to 9 employees	6	X	X	X
	Establishments with 10 to 19 employees	3	X	X	X
	Establishments with 20 to 49 employees	3	X	X	X
	Establishments with 50 to 99 employees	3	X	X	X
	Establishments with 100 to 249 employees	1	X	X	X
	Establishments with 250 to 499 employees	—	X	X	X
	Establishments with 500 to 999 employees	—	X	X	X
	Establishments with 1,000 employees or more	—	X	X	X

See footnotes at end of table.

Table 5. Establishments, Employees, and Payroll by Industry and Employment Size of Establishments by County: 2004—Con.

[Excludes most government employees, railroad employees, and self-employed persons. Size class 1 to 4 employees includes establishments having payroll, but no employees, during mid-March pay period. For meaning of abbreviations and symbols, see introductory text. For explanation of terms, see Appendix A. For statement on reliability, see the note at the end of the table and Appendix C]

NAICS code	Geography, kind of business, and employment size class	Establishments (number)	Paid employees for pay period including March 12 (number)	First-quarter payroll (\$1,000)	Annual payroll (\$1,000)
	UNION—Con.				
81	Other services (except public administration)—Con.				
813	Religious, grantmaking, civic, professional, and similar organizations—Con.				
8134	Civic and social organizations—Con.				
81341	Civic and social organizations—Con.				
813410	Civic and social organizations				
	All establishments	28	529	1 768	8 130
	Establishments with 1 to 4 employees	12	X	X	X
	Establishments with 5 to 9 employees	6	X	X	X
	Establishments with 10 to 19 employees	3	X	X	X
	Establishments with 20 to 49 employees	3	X	X	X
	Establishments with 50 to 99 employees	3	X	X	X
	Establishments with 100 to 249 employees	1	X	X	X
	Establishments with 250 to 499 employees	—	X	X	X
	Establishments with 500 to 999 employees	—	X	X	X
	Establishments with 1,000 employees or more	—	X	X	X
8139	Business, professional, labor, political, and similar organizations				
	All establishments	122	652	5 933	24 943
	Establishments with 1 to 4 employees	76	X	X	X
	Establishments with 5 to 9 employees	24	X	X	X
	Establishments with 10 to 19 employees	17	X	X	X
	Establishments with 20 to 49 employees	5	X	X	X
	Establishments with 50 to 99 employees	—	X	X	X
	Establishments with 100 to 249 employees	—	X	X	X
	Establishments with 250 to 499 employees	—	X	X	X
	Establishments with 500 to 999 employees	—	X	X	X
	Establishments with 1,000 employees or more	—	X	X	X
81393	Labor Unions and Similar Labor Organizations				
	All establishments	60	448	3 831	16 057
	Establishments with 1 to 4 employees	26	X	X	X
	Establishments with 5 to 9 employees	16	X	X	X
	Establishments with 10 to 19 employees	14	X	X	X
	Establishments with 20 to 49 employees	4	X	X	X
	Establishments with 50 to 99 employees	—	X	X	X
	Establishments with 100 to 249 employees	—	X	X	X
	Establishments with 250 to 499 employees	—	X	X	X
	Establishments with 500 to 999 employees	—	X	X	X
	Establishments with 1,000 employees or more	—	X	X	X
813930	Labor Unions and Similar Labor Organizations				
	All establishments	60	448	3 831	16 057
	Establishments with 1 to 4 employees	26	X	X	X
	Establishments with 5 to 9 employees	16	X	X	X
	Establishments with 10 to 19 employees	14	X	X	X
	Establishments with 20 to 49 employees	4	X	X	X
	Establishments with 50 to 99 employees	—	X	X	X
	Establishments with 100 to 249 employees	—	X	X	X
	Establishments with 250 to 499 employees	—	X	X	X
	Establishments with 500 to 999 employees	—	X	X	X
	Establishments with 1,000 employees or more	—	X	X	X
99	Industries not classified				
	All establishments	86	75	254	1 291
	Establishments with 1 to 4 employees	84	X	X	X
	Establishments with 5 to 9 employees	1	X	X	X
	Establishments with 10 to 19 employees	1	X	X	X
	Establishments with 20 to 49 employees	—	X	X	X
	Establishments with 50 to 99 employees	—	X	X	X
	Establishments with 100 to 249 employees	—	X	X	X
	Establishments with 250 to 499 employees	—	X	X	X
	Establishments with 500 to 999 employees	—	X	X	X
	Establishments with 1,000 employees or more	—	X	X	X
	WARREN				
	Total for all sectors				
	All establishments	2 861	31 199	312 175	1 284 787
	Establishments with 1 to 4 employees	1 709	X	X	X
	Establishments with 5 to 9 employees	548	X	X	X
	Establishments with 10 to 19 employees	314	X	X	X
	Establishments with 20 to 49 employees	190	X	X	X
	Establishments with 50 to 99 employees	61	X	X	X
	Establishments with 100 to 249 employees	28	X	X	X
	Establishments with 250 to 499 employees	7	X	X	X
	Establishments with 500 to 999 employees	2	X	X	X
	Establishments with 1,000 employees or more	2	X	X	X

See footnotes at end of table.

Table 5. **Establishments, Employees, and Payroll by Industry and Employment Size of Establishments by County: 2004—Con.**

[Excludes most government employees, railroad employees, and self-employed persons. Size class 1 to 4 employees includes establishments having payroll, but no employees, during mid-March pay period. For meaning of abbreviations and symbols, see introductory text. For explanation of terms, see Appendix A. For statement on reliability, see the note at the end of the table and Appendix C]

NAICS code	Geography, kind of business, and employment size class	Establishments (number)	Paid employees for pay period including March 12 (number)	First-quarter payroll (\$1,000)	Annual payroll (\$1,000)
	WARREN—Con.				
11	Forestry, fishing & hunting, and agricultural support services (NAICS 113-115)				
	All establishments	6	a	D	D
	Establishments with 1 to 4 employees	5	X	X	X
	Establishments with 5 to 9 employees	1	X	X	X
	Establishments with 10 to 19 employees	—	X	X	X
	Establishments with 20 to 49 employees	—	X	X	X
	Establishments with 50 to 99 employees	—	X	X	X
	Establishments with 100 to 249 employees	—	X	X	X
	Establishments with 250 to 499 employees	—	X	X	X
	Establishments with 500 to 999 employees	—	X	X	X
	Establishments with 1,000 employees or more	—	X	X	X
21	Mining				
	All establishments	5	b	D	D
	Establishments with 1 to 4 employees	1	X	X	X
	Establishments with 5 to 9 employees	—	X	X	X
	Establishments with 10 to 19 employees	2	X	X	X
	Establishments with 20 to 49 employees	2	X	X	X
	Establishments with 50 to 99 employees	—	X	X	X
	Establishments with 100 to 249 employees	—	X	X	X
	Establishments with 250 to 499 employees	—	X	X	X
	Establishments with 500 to 999 employees	—	X	X	X
	Establishments with 1,000 employees or more	—	X	X	X
22	Utilities				
	All establishments	9	c	D	D
	Establishments with 1 to 4 employees	4	X	X	X
	Establishments with 5 to 9 employees	1	X	X	X
	Establishments with 10 to 19 employees	1	X	X	X
	Establishments with 20 to 49 employees	—	X	X	X
	Establishments with 50 to 99 employees	3	X	X	X
	Establishments with 100 to 249 employees	—	X	X	X
	Establishments with 250 to 499 employees	—	X	X	X
	Establishments with 500 to 999 employees	—	X	X	X
	Establishments with 1,000 employees or more	—	X	X	X
221	Utilities				
	All establishments	9	c	D	D
	Establishments with 1 to 4 employees	4	X	X	X
	Establishments with 5 to 9 employees	1	X	X	X
	Establishments with 10 to 19 employees	1	X	X	X
	Establishments with 20 to 49 employees	—	X	X	X
	Establishments with 50 to 99 employees	3	X	X	X
	Establishments with 100 to 249 employees	—	X	X	X
	Establishments with 250 to 499 employees	—	X	X	X
	Establishments with 500 to 999 employees	—	X	X	X
	Establishments with 1,000 employees or more	—	X	X	X
2211	Electric power generation, transmission, and distribution				
	All establishments	6	c	D	D
	Establishments with 1 to 4 employees	3	X	X	X
	Establishments with 5 to 9 employees	1	X	X	X
	Establishments with 10 to 19 employees	—	X	X	X
	Establishments with 20 to 49 employees	—	X	X	X
	Establishments with 50 to 99 employees	2	X	X	X
	Establishments with 100 to 249 employees	—	X	X	X
	Establishments with 250 to 499 employees	—	X	X	X
	Establishments with 500 to 999 employees	—	X	X	X
	Establishments with 1,000 employees or more	—	X	X	X
22112	Electric power transmission, control, and distribution				
	All establishments	4	c	D	D
	Establishments with 1 to 4 employees	2	X	X	X
	Establishments with 5 to 9 employees	—	X	X	X
	Establishments with 10 to 19 employees	—	X	X	X
	Establishments with 20 to 49 employees	—	X	X	X
	Establishments with 50 to 99 employees	2	X	X	X
	Establishments with 100 to 249 employees	—	X	X	X
	Establishments with 250 to 499 employees	—	X	X	X
	Establishments with 500 to 999 employees	—	X	X	X
	Establishments with 1,000 employees or more	—	X	X	X
221122	Electric power distribution				
	All establishments	4	c	D	D
	Establishments with 1 to 4 employees	2	X	X	X
	Establishments with 5 to 9 employees	—	X	X	X
	Establishments with 10 to 19 employees	—	X	X	X
	Establishments with 20 to 49 employees	—	X	X	X
	Establishments with 50 to 99 employees	2	X	X	X
	Establishments with 100 to 249 employees	—	X	X	X
	Establishments with 250 to 499 employees	—	X	X	X
	Establishments with 500 to 999 employees	—	X	X	X
	Establishments with 1,000 employees or more	—	X	X	X

See footnotes at end of table.

Table 5. Establishments, Employees, and Payroll by Industry and Employment Size of Establishments by County: 2004—Con.

[Excludes most government employees, railroad employees, and self-employed persons. Size class 1 to 4 employees includes establishments having payroll, but no employees, during mid-March pay period. For meaning of abbreviations and symbols, see introductory text. For explanation of terms, see Appendix A. For statement on reliability, see the note at the end of the table and Appendix C]

NAICS code	Geography, kind of business, and employment size class	Establishments (number)	Paid employees for pay period including March 12 (number)	First-quarter payroll (\$1,000)	Annual payroll (\$1,000)
	WARREN—Con.				
23	Construction				
	All establishments	419	1 802	15 087	78 041
	Establishments with 1 to 4 employees	318	X	X	X
	Establishments with 5 to 9 employees	66	X	X	X
	Establishments with 10 to 19 employees	23	X	X	X
	Establishments with 20 to 49 employees	10	X	X	X
	Establishments with 50 to 99 employees	1	X	X	X
	Establishments with 100 to 249 employees	1	X	X	X
	Establishments with 250 to 499 employees	—	X	X	X
	Establishments with 500 to 999 employees	—	X	X	X
	Establishments with 1,000 employees or more	—	X	X	X
236	Construction of buildings				
	All establishments	91	511	3 871	17 878
	Establishments with 1 to 4 employees	69	X	X	X
	Establishments with 5 to 9 employees	17	X	X	X
	Establishments with 10 to 19 employees	2	X	X	X
	Establishments with 20 to 49 employees	2	X	X	X
	Establishments with 50 to 99 employees	—	X	X	X
	Establishments with 100 to 249 employees	1	X	X	X
	Establishments with 250 to 499 employees	—	X	X	X
	Establishments with 500 to 999 employees	—	X	X	X
	Establishments with 1,000 employees or more	—	X	X	X
2361	Residential building construction				
	All establishments	78	397	2 589	12 731
	Establishments with 1 to 4 employees	64	X	X	X
	Establishments with 5 to 9 employees	12	X	X	X
	Establishments with 10 to 19 employees	1	X	X	X
	Establishments with 20 to 49 employees	—	X	X	X
	Establishments with 50 to 99 employees	—	X	X	X
	Establishments with 100 to 249 employees	1	X	X	X
	Establishments with 250 to 499 employees	—	X	X	X
	Establishments with 500 to 999 employees	—	X	X	X
	Establishments with 1,000 employees or more	—	X	X	X
23611	Residential building construction				
	All establishments	78	397	2 589	12 731
	Establishments with 1 to 4 employees	64	X	X	X
	Establishments with 5 to 9 employees	12	X	X	X
	Establishments with 10 to 19 employees	1	X	X	X
	Establishments with 20 to 49 employees	—	X	X	X
	Establishments with 50 to 99 employees	—	X	X	X
	Establishments with 100 to 249 employees	1	X	X	X
	Establishments with 250 to 499 employees	—	X	X	X
	Establishments with 500 to 999 employees	—	X	X	X
	Establishments with 1,000 employees or more	—	X	X	X
236118	Residential remodelers				
	All establishments	46	324	2 101	10 508
	Establishments with 1 to 4 employees	38	X	X	X
	Establishments with 5 to 9 employees	6	X	X	X
	Establishments with 10 to 19 employees	1	X	X	X
	Establishments with 20 to 49 employees	—	X	X	X
	Establishments with 50 to 99 employees	—	X	X	X
	Establishments with 100 to 249 employees	1	X	X	X
	Establishments with 250 to 499 employees	—	X	X	X
	Establishments with 500 to 999 employees	—	X	X	X
	Establishments with 1,000 employees or more	—	X	X	X
2362	Nonresidential building construction				
	All establishments	13	114	1 282	5 147
	Establishments with 1 to 4 employees	5	X	X	X
	Establishments with 5 to 9 employees	5	X	X	X
	Establishments with 10 to 19 employees	1	X	X	X
	Establishments with 20 to 49 employees	2	X	X	X
	Establishments with 50 to 99 employees	—	X	X	X
	Establishments with 100 to 249 employees	—	X	X	X
	Establishments with 250 to 499 employees	—	X	X	X
	Establishments with 500 to 999 employees	—	X	X	X
	Establishments with 1,000 employees or more	—	X	X	X
23622	Commercial and institutional building construction				
	All establishments	13	114	1 282	5 147
	Establishments with 1 to 4 employees	5	X	X	X
	Establishments with 5 to 9 employees	5	X	X	X
	Establishments with 10 to 19 employees	1	X	X	X
	Establishments with 20 to 49 employees	2	X	X	X
	Establishments with 50 to 99 employees	—	X	X	X
	Establishments with 100 to 249 employees	—	X	X	X
	Establishments with 250 to 499 employees	—	X	X	X
	Establishments with 500 to 999 employees	—	X	X	X
	Establishments with 1,000 employees or more	—	X	X	X

See footnotes at end of table.

Table 5. Establishments, Employees, and Payroll by Industry and Employment Size of Establishments by County: 2004—Con.

[Excludes most government employees, railroad employees, and self-employed persons. Size class 1 to 4 employees includes establishments having payroll, but no employees, during mid-March pay period. For meaning of abbreviations and symbols, see introductory text. For explanation of terms, see Appendix A. For statement on reliability, see the note at the end of the table and Appendix C]

NAICS code	Geography, kind of business, and employment size class	Establishments (number)	Paid employees for pay period including March 12 (number)	First-quarter payroll (\$1,000)	Annual payroll (\$1,000)
	WARREN—Con.				
23	Construction—Con.				
236	Construction of buildings—Con.				
2362	Nonresidential building construction—Con.				
23622	Commercial and institutional building construction—Con.				
236220	Commercial and institutional building construction				
	All establishments	13	114	1 282	5 147
	Establishments with 1 to 4 employees	5	X	X	X
	Establishments with 5 to 9 employees	5	X	X	X
	Establishments with 10 to 19 employees	1	X	X	X
	Establishments with 20 to 49 employees	2	X	X	X
	Establishments with 50 to 99 employees	—	X	X	X
	Establishments with 100 to 249 employees	—	X	X	X
	Establishments with 250 to 499 employees	—	X	X	X
	Establishments with 500 to 999 employees	—	X	X	X
	Establishments with 1,000 employees or more	—	X	X	X
237	Heavy and civil engineering construction				
	All establishments	19	159	1 671	13 224
	Establishments with 1 to 4 employees	12	X	X	X
	Establishments with 5 to 9 employees	3	X	X	X
	Establishments with 10 to 19 employees	2	X	X	X
	Establishments with 20 to 49 employees	1	X	X	X
	Establishments with 50 to 99 employees	—	X	X	X
	Establishments with 100 to 249 employees	—	X	X	X
	Establishments with 250 to 499 employees	—	X	X	X
	Establishments with 500 to 999 employees	—	X	X	X
	Establishments with 1,000 employees or more	—	X	X	X
238	Specialty trade contractors				
	All establishments	309	1 132	9 545	46 939
	Establishments with 1 to 4 employees	237	X	X	X
	Establishments with 5 to 9 employees	46	X	X	X
	Establishments with 10 to 19 employees	19	X	X	X
	Establishments with 20 to 49 employees	7	X	X	X
	Establishments with 50 to 99 employees	—	X	X	X
	Establishments with 100 to 249 employees	—	X	X	X
	Establishments with 250 to 499 employees	—	X	X	X
	Establishments with 500 to 999 employees	—	X	X	X
	Establishments with 1,000 employees or more	—	X	X	X
2381	Foundation, structure, and building exterior contractors				
	All establishments	57	153	887	5 836
	Establishments with 1 to 4 employees	43	X	X	X
	Establishments with 5 to 9 employees	11	X	X	X
	Establishments with 10 to 19 employees	2	X	X	X
	Establishments with 20 to 49 employees	1	X	X	X
	Establishments with 50 to 99 employees	—	X	X	X
	Establishments with 100 to 249 employees	—	X	X	X
	Establishments with 250 to 499 employees	—	X	X	X
	Establishments with 500 to 999 employees	—	X	X	X
	Establishments with 1,000 employees or more	—	X	X	X
2382	Building equipment contractors				
	All establishments	127	593	5 740	26 977
	Establishments with 1 to 4 employees	97	X	X	X
	Establishments with 5 to 9 employees	17	X	X	X
	Establishments with 10 to 19 employees	8	X	X	X
	Establishments with 20 to 49 employees	5	X	X	X
	Establishments with 50 to 99 employees	—	X	X	X
	Establishments with 100 to 249 employees	—	X	X	X
	Establishments with 250 to 499 employees	—	X	X	X
	Establishments with 500 to 999 employees	—	X	X	X
	Establishments with 1,000 employees or more	—	X	X	X
23821	Electrical Contractors				
	All establishments	54	306	2 983	14 604
	Establishments with 1 to 4 employees	40	X	X	X
	Establishments with 5 to 9 employees	7	X	X	X
	Establishments with 10 to 19 employees	4	X	X	X
	Establishments with 20 to 49 employees	3	X	X	X
	Establishments with 50 to 99 employees	—	X	X	X
	Establishments with 100 to 249 employees	—	X	X	X
	Establishments with 250 to 499 employees	—	X	X	X
	Establishments with 500 to 999 employees	—	X	X	X
	Establishments with 1,000 employees or more	—	X	X	X
238210	Electrical Contractors				
	All establishments	54	306	2 983	14 604
	Establishments with 1 to 4 employees	40	X	X	X
	Establishments with 5 to 9 employees	7	X	X	X
	Establishments with 10 to 19 employees	4	X	X	X
	Establishments with 20 to 49 employees	3	X	X	X
	Establishments with 50 to 99 employees	—	X	X	X
	Establishments with 100 to 249 employees	—	X	X	X
	Establishments with 250 to 499 employees	—	X	X	X
	Establishments with 500 to 999 employees	—	X	X	X
	Establishments with 1,000 employees or more	—	X	X	X

See footnotes at end of table.

Table 5. **Establishments, Employees, and Payroll by Industry and Employment Size of Establishments by County: 2004—Con.**

[Excludes most government employees, railroad employees, and self-employed persons. Size class 1 to 4 employees includes establishments having payroll, but no employees, during mid-March pay period. For meaning of abbreviations and symbols, see introductory text. For explanation of terms, see Appendix A. For statement on reliability, see the note at the end of the table and Appendix C]

NAICS code	Geography, kind of business, and employment size class	Establishments (number)	Paid employees for pay period including March 12 (number)	First-quarter payroll (\$1,000)	Annual payroll (\$1,000)
23	WARREN—Con.				
	Construction—Con.				
238	Specialty trade contractors—Con.				
2382	Building equipment contractors—Con.				
23822	Plumbing, heating, and air-conditioning contractors				
	All establishments	69	e	D	D
	Establishments with 1 to 4 employees	53	X	X	X
	Establishments with 5 to 9 employees	10	X	X	X
	Establishments with 10 to 19 employees	4	X	X	X
	Establishments with 20 to 49 employees	2	X	X	X
	Establishments with 50 to 99 employees	—	X	X	X
	Establishments with 100 to 249 employees	—	X	X	X
	Establishments with 250 to 499 employees	—	X	X	X
	Establishments with 500 to 999 employees	—	X	X	X
	Establishments with 1,000 employees or more	—	X	X	X
238220	Plumbing, heating, and air-conditioning contractors				
	All establishments	69	e	D	D
	Establishments with 1 to 4 employees	53	X	X	X
	Establishments with 5 to 9 employees	10	X	X	X
	Establishments with 10 to 19 employees	4	X	X	X
	Establishments with 20 to 49 employees	2	X	X	X
	Establishments with 50 to 99 employees	—	X	X	X
	Establishments with 100 to 249 employees	—	X	X	X
	Establishments with 250 to 499 employees	—	X	X	X
	Establishments with 500 to 999 employees	—	X	X	X
	Establishments with 1,000 employees or more	—	X	X	X
2383	Building finishing contractors				
	All establishments	74	254	1 954	8 691
	Establishments with 1 to 4 employees	57	X	X	X
	Establishments with 5 to 9 employees	10	X	X	X
	Establishments with 10 to 19 employees	6	X	X	X
	Establishments with 20 to 49 employees	1	X	X	X
	Establishments with 50 to 99 employees	—	X	X	X
	Establishments with 100 to 249 employees	—	X	X	X
	Establishments with 250 to 499 employees	—	X	X	X
	Establishments with 500 to 999 employees	—	X	X	X
	Establishments with 1,000 employees or more	—	X	X	X
2389	Other specialty trade contractors				
	All establishments	51	132	964	5 435
	Establishments with 1 to 4 employees	40	X	X	X
	Establishments with 5 to 9 employees	8	X	X	X
	Establishments with 10 to 19 employees	3	X	X	X
	Establishments with 20 to 49 employees	—	X	X	X
	Establishments with 50 to 99 employees	—	X	X	X
	Establishments with 100 to 249 employees	—	X	X	X
	Establishments with 250 to 499 employees	—	X	X	X
	Establishments with 500 to 999 employees	—	X	X	X
	Establishments with 1,000 employees or more	—	X	X	X
31-33	Manufacturing				
	All establishments	143	4 798	54 836	237 417
	Establishments with 1 to 4 employees	50	X	X	X
	Establishments with 5 to 9 employees	26	X	X	X
	Establishments with 10 to 19 employees	20	X	X	X
	Establishments with 20 to 49 employees	26	X	X	X
	Establishments with 50 to 99 employees	9	X	X	X
	Establishments with 100 to 249 employees	7	X	X	X
	Establishments with 250 to 499 employees	5	X	X	X
	Establishments with 500 to 999 employees	—	X	X	X
	Establishments with 1,000 employees or more	—	X	X	X
311	Food manufacturing				
	All establishments	4	e	D	D
	Establishments with 1 to 4 employees	2	X	X	X
	Establishments with 5 to 9 employees	1	X	X	X
	Establishments with 10 to 19 employees	—	X	X	X
	Establishments with 20 to 49 employees	—	X	X	X
	Establishments with 50 to 99 employees	—	X	X	X
	Establishments with 100 to 249 employees	—	X	X	X
	Establishments with 250 to 499 employees	1	X	X	X
	Establishments with 500 to 999 employees	—	X	X	X
	Establishments with 1,000 employees or more	—	X	X	X
3113	Sugar and confectionery product manufacturing				
	All establishments	2	e	D	D
	Establishments with 1 to 4 employees	1	X	X	X
	Establishments with 5 to 9 employees	—	X	X	X
	Establishments with 10 to 19 employees	—	X	X	X
	Establishments with 20 to 49 employees	—	X	X	X
	Establishments with 50 to 99 employees	—	X	X	X
	Establishments with 100 to 249 employees	—	X	X	X
	Establishments with 250 to 499 employees	1	X	X	X
	Establishments with 500 to 999 employees	—	X	X	X
	Establishments with 1,000 employees or more	—	X	X	X

See footnotes at end of table.

Table 5. Establishments, Employees, and Payroll by Industry and Employment Size of Establishments by County: 2004—Con.

[Excludes most government employees, railroad employees, and self-employed persons. Size class 1 to 4 employees includes establishments having payroll, but no employees, during mid-March pay period. For meaning of abbreviations and symbols, see introductory text. For explanation of terms, see Appendix A. For statement on reliability, see the note at the end of the table and Appendix C]

NAICS code	Geography, kind of business, and employment size class	Establishments (number)	Paid employees for pay period including March 12 (number)	First-quarter payroll (\$1,000)	Annual payroll (\$1,000)
	WARREN—Con.				
31-33	Manufacturing—Con.				
311	Food manufacturing—Con.				
3113	Sugar and confectionery product manufacturing—Con.				
31133	Confectionery manufacturing from purchased chocolate				
	All establishments	2	e	D	D
	Establishments with 1 to 4 employees	1	X	X	X
	Establishments with 5 to 9 employees	—	X	X	X
	Establishments with 10 to 19 employees	—	X	X	X
	Establishments with 20 to 49 employees	—	X	X	X
	Establishments with 50 to 99 employees	—	X	X	X
	Establishments with 100 to 249 employees	—	X	X	X
	Establishments with 250 to 499 employees	1	X	X	X
	Establishments with 500 to 999 employees	—	X	X	X
	Establishments with 1,000 employees or more	—	X	X	X
311330	Confectionery manufacturing from purchased chocolate				
	All establishments	2	e	D	D
	Establishments with 1 to 4 employees	1	X	X	X
	Establishments with 5 to 9 employees	—	X	X	X
	Establishments with 10 to 19 employees	—	X	X	X
	Establishments with 20 to 49 employees	—	X	X	X
	Establishments with 50 to 99 employees	—	X	X	X
	Establishments with 100 to 249 employees	—	X	X	X
	Establishments with 250 to 499 employees	1	X	X	X
	Establishments with 500 to 999 employees	—	X	X	X
	Establishments with 1,000 employees or more	—	X	X	X
322	Paper manufacturing				
	All establishments	2	c	D	D
	Establishments with 1 to 4 employees	—	X	X	X
	Establishments with 5 to 9 employees	—	X	X	X
	Establishments with 10 to 19 employees	—	X	X	X
	Establishments with 20 to 49 employees	1	X	X	X
	Establishments with 50 to 99 employees	—	X	X	X
	Establishments with 100 to 249 employees	1	X	X	X
	Establishments with 250 to 499 employees	—	X	X	X
	Establishments with 500 to 999 employees	—	X	X	X
	Establishments with 1,000 employees or more	—	X	X	X
3222	Converted paper product manufacturing				
	All establishments	2	c	D	D
	Establishments with 1 to 4 employees	—	X	X	X
	Establishments with 5 to 9 employees	—	X	X	X
	Establishments with 10 to 19 employees	—	X	X	X
	Establishments with 20 to 49 employees	1	X	X	X
	Establishments with 50 to 99 employees	—	X	X	X
	Establishments with 100 to 249 employees	1	X	X	X
	Establishments with 250 to 499 employees	—	X	X	X
	Establishments with 500 to 999 employees	—	X	X	X
	Establishments with 1,000 employees or more	—	X	X	X
32222	Paper bag and coated and treated paper manufacturing				
	All establishments	1	c	D	D
	Establishments with 1 to 4 employees	—	X	X	X
	Establishments with 5 to 9 employees	—	X	X	X
	Establishments with 10 to 19 employees	—	X	X	X
	Establishments with 20 to 49 employees	—	X	X	X
	Establishments with 50 to 99 employees	—	X	X	X
	Establishments with 100 to 249 employees	1	X	X	X
	Establishments with 250 to 499 employees	—	X	X	X
	Establishments with 500 to 999 employees	—	X	X	X
	Establishments with 1,000 employees or more	—	X	X	X
322222	Coated and laminated paper manufacturing				
	All establishments	1	c	D	D
	Establishments with 1 to 4 employees	—	X	X	X
	Establishments with 5 to 9 employees	—	X	X	X
	Establishments with 10 to 19 employees	—	X	X	X
	Establishments with 20 to 49 employees	—	X	X	X
	Establishments with 50 to 99 employees	—	X	X	X
	Establishments with 100 to 249 employees	1	X	X	X
	Establishments with 250 to 499 employees	—	X	X	X
	Establishments with 500 to 999 employees	—	X	X	X
	Establishments with 1,000 employees or more	—	X	X	X
323	Printing and related support activities				
	All establishments	9	117	1 108	4 722
	Establishments with 1 to 4 employees	4	X	X	X
	Establishments with 5 to 9 employees	1	X	X	X
	Establishments with 10 to 19 employees	3	X	X	X
	Establishments with 20 to 49 employees	—	X	X	X
	Establishments with 50 to 99 employees	1	X	X	X
	Establishments with 100 to 249 employees	—	X	X	X
	Establishments with 250 to 499 employees	—	X	X	X
	Establishments with 500 to 999 employees	—	X	X	X
	Establishments with 1,000 employees or more	—	X	X	X

See footnotes at end of table.

Table 5. Establishments, Employees, and Payroll by Industry and Employment Size of Establishments by County: 2004—Con.

[Excludes most government employees, railroad employees, and self-employed persons. Size class 1 to 4 employees includes establishments having payroll, but no employees, during mid-March pay period. For meaning of abbreviations and symbols, see introductory text. For explanation of terms, see Appendix A. For statement on reliability, see the note at the end of the table and Appendix C]

NAICS code	Geography, kind of business, and employment size class	Establishments (number)	Paid employees for pay period including March 12 (number)	First-quarter payroll (\$1,000)	Annual payroll (\$1,000)
WARREN—Con.					
31-33	Manufacturing—Con.				
323	Printing and related support activities—Con.				
3231	Printing and related support activities				
	All establishments	9	117	1 108	4 722
	Establishments with 1 to 4 employees	4	X	X	X
	Establishments with 5 to 9 employees	1	X	X	X
	Establishments with 10 to 19 employees	3	X	X	X
	Establishments with 20 to 49 employees	—	X	X	X
	Establishments with 50 to 99 employees	1	X	X	X
	Establishments with 100 to 249 employees	—	X	X	X
	Establishments with 250 to 499 employees	—	X	X	X
	Establishments with 500 to 999 employees	—	X	X	X
	Establishments with 1,000 employees or more	—	X	X	X
32311	Printing				
	All establishments	8	c	D	D
	Establishments with 1 to 4 employees	3	X	X	X
	Establishments with 5 to 9 employees	1	X	X	X
	Establishments with 10 to 19 employees	3	X	X	X
	Establishments with 20 to 49 employees	—	X	X	X
	Establishments with 50 to 99 employees	1	X	X	X
	Establishments with 100 to 249 employees	—	X	X	X
	Establishments with 250 to 499 employees	—	X	X	X
	Establishments with 500 to 999 employees	—	X	X	X
	Establishments with 1,000 employees or more	—	X	X	X
325	Chemical manufacturing				
	All establishments	10	1 010	16 051	67 152
	Establishments with 1 to 4 employees	2	X	X	X
	Establishments with 5 to 9 employees	1	X	X	X
	Establishments with 10 to 19 employees	1	X	X	X
	Establishments with 20 to 49 employees	1	X	X	X
	Establishments with 50 to 99 employees	2	X	X	X
	Establishments with 100 to 249 employees	1	X	X	X
	Establishments with 250 to 499 employees	2	X	X	X
	Establishments with 500 to 999 employees	—	X	X	X
	Establishments with 1,000 employees or more	—	X	X	X
3251	Basic chemical manufacturing				
	All establishments	2	e	D	D
	Establishments with 1 to 4 employees	—	X	X	X
	Establishments with 5 to 9 employees	1	X	X	X
	Establishments with 10 to 19 employees	—	X	X	X
	Establishments with 20 to 49 employees	—	X	X	X
	Establishments with 50 to 99 employees	—	X	X	X
	Establishments with 100 to 249 employees	—	X	X	X
	Establishments with 250 to 499 employees	1	X	X	X
	Establishments with 500 to 999 employees	—	X	X	X
	Establishments with 1,000 employees or more	—	X	X	X
32519	Other basic organic chemical manufacturing				
	All establishments	1	e	D	D
	Establishments with 1 to 4 employees	—	X	X	X
	Establishments with 5 to 9 employees	—	X	X	X
	Establishments with 10 to 19 employees	—	X	X	X
	Establishments with 20 to 49 employees	—	X	X	X
	Establishments with 50 to 99 employees	—	X	X	X
	Establishments with 100 to 249 employees	—	X	X	X
	Establishments with 250 to 499 employees	1	X	X	X
	Establishments with 500 to 999 employees	—	X	X	X
	Establishments with 1,000 employees or more	—	X	X	X
325199	All other basic organic chemical manufacturing				
	All establishments	1	e	D	D
	Establishments with 1 to 4 employees	—	X	X	X
	Establishments with 5 to 9 employees	—	X	X	X
	Establishments with 10 to 19 employees	—	X	X	X
	Establishments with 20 to 49 employees	—	X	X	X
	Establishments with 50 to 99 employees	—	X	X	X
	Establishments with 100 to 249 employees	—	X	X	X
	Establishments with 250 to 499 employees	1	X	X	X
	Establishments with 500 to 999 employees	—	X	X	X
	Establishments with 1,000 employees or more	—	X	X	X
3254	Pharmaceutical and medicine manufacturing				
	All establishments	2	e	D	D
	Establishments with 1 to 4 employees	—	X	X	X
	Establishments with 5 to 9 employees	—	X	X	X
	Establishments with 10 to 19 employees	—	X	X	X
	Establishments with 20 to 49 employees	—	X	X	X
	Establishments with 50 to 99 employees	1	X	X	X
	Establishments with 100 to 249 employees	—	X	X	X
	Establishments with 250 to 499 employees	1	X	X	X
	Establishments with 500 to 999 employees	—	X	X	X
	Establishments with 1,000 employees or more	—	X	X	X

See footnotes at end of table.

Table 5. Establishments, Employees, and Payroll by Industry and Employment Size of Establishments by County: 2004—Con.

[Excludes most government employees, railroad employees, and self-employed persons. Size class 1 to 4 employees includes establishments having payroll, but no employees, during mid-March pay period. For meaning of abbreviations and symbols, see introductory text. For explanation of terms, see Appendix A. For statement on reliability, see the note at the end of the table and Appendix C]

NAICS code	Geography, kind of business, and employment size class	Establishments (number)	Paid employees for pay period including March 12 (number)	First-quarter payroll (\$1,000)	Annual payroll (\$1,000)
	WARREN—Con.				
31-33	Manufacturing—Con.				
325	Chemical manufacturing—Con.				
3254	Pharmaceutical and medicine manufacturing—Con.				
32541	Pharmaceutical and medicine manufacturing				
	All establishments	2	e	D	D
	Establishments with 1 to 4 employees	—	X	X	X
	Establishments with 5 to 9 employees	—	X	X	X
	Establishments with 10 to 19 employees	—	X	X	X
	Establishments with 20 to 49 employees	—	X	X	X
	Establishments with 50 to 99 employees	—	X	X	X
	Establishments with 100 to 249 employees	1	X	X	X
	Establishments with 250 to 499 employees	—	X	X	X
	Establishments with 500 to 999 employees	—	X	X	X
	Establishments with 1,000 employees or more	—	X	X	X
325411	Medicinal and botanical manufacturing				
	All establishments	1	e	D	D
	Establishments with 1 to 4 employees	—	X	X	X
	Establishments with 5 to 9 employees	—	X	X	X
	Establishments with 10 to 19 employees	—	X	X	X
	Establishments with 20 to 49 employees	—	X	X	X
	Establishments with 50 to 99 employees	—	X	X	X
	Establishments with 100 to 249 employees	—	X	X	X
	Establishments with 250 to 499 employees	—	X	X	X
	Establishments with 500 to 999 employees	—	X	X	X
	Establishments with 1,000 employees or more	—	X	X	X
3255	Paint, coating, and adhesive manufacturing				
	All establishments	2	c	D	D
	Establishments with 1 to 4 employees	1	X	X	X
	Establishments with 5 to 9 employees	—	X	X	X
	Establishments with 10 to 19 employees	—	X	X	X
	Establishments with 20 to 49 employees	—	X	X	X
	Establishments with 50 to 99 employees	—	X	X	X
	Establishments with 100 to 249 employees	—	X	X	X
	Establishments with 250 to 499 employees	1	X	X	X
	Establishments with 500 to 999 employees	—	X	X	X
	Establishments with 1,000 employees or more	—	X	X	X
32551	Paint and coating manufacturing				
	All establishments	2	c	D	D
	Establishments with 1 to 4 employees	1	X	X	X
	Establishments with 5 to 9 employees	—	X	X	X
	Establishments with 10 to 19 employees	—	X	X	X
	Establishments with 20 to 49 employees	—	X	X	X
	Establishments with 50 to 99 employees	—	X	X	X
	Establishments with 100 to 249 employees	—	X	X	X
	Establishments with 250 to 499 employees	1	X	X	X
	Establishments with 500 to 999 employees	—	X	X	X
	Establishments with 1,000 employees or more	—	X	X	X
325510	Paint and coating manufacturing				
	All establishments	2	c	D	D
	Establishments with 1 to 4 employees	1	X	X	X
	Establishments with 5 to 9 employees	—	X	X	X
	Establishments with 10 to 19 employees	—	X	X	X
	Establishments with 20 to 49 employees	—	X	X	X
	Establishments with 50 to 99 employees	—	X	X	X
	Establishments with 100 to 249 employees	—	X	X	X
	Establishments with 250 to 499 employees	1	X	X	X
	Establishments with 500 to 999 employees	—	X	X	X
	Establishments with 1,000 employees or more	—	X	X	X
3256	Soap, cleaning compound, and toilet preparation manufacturing				
	All establishments	3	c	D	D
	Establishments with 1 to 4 employees	1	X	X	X
	Establishments with 5 to 9 employees	—	X	X	X
	Establishments with 10 to 19 employees	—	X	X	X
	Establishments with 20 to 49 employees	—	X	X	X
	Establishments with 50 to 99 employees	1	X	X	X
	Establishments with 100 to 249 employees	—	X	X	X
	Establishments with 250 to 499 employees	—	X	X	X
	Establishments with 500 to 999 employees	—	X	X	X
	Establishments with 1,000 employees or more	—	X	X	X
32561	Soap and cleaning compound manufacturing				
	All establishments	2	c	D	D
	Establishments with 1 to 4 employees	—	X	X	X
	Establishments with 5 to 9 employees	—	X	X	X
	Establishments with 10 to 19 employees	—	X	X	X
	Establishments with 20 to 49 employees	—	X	X	X
	Establishments with 50 to 99 employees	1	X	X	X
	Establishments with 100 to 249 employees	—	X	X	X
	Establishments with 250 to 499 employees	1	X	X	X
	Establishments with 500 to 999 employees	—	X	X	X
	Establishments with 1,000 employees or more	—	X	X	X

See footnotes at end of table.

Table 5. Establishments, Employees, and Payroll by Industry and Employment Size of Establishments by County: 2004—Con.

[Excludes most government employees, railroad employees, and self-employed persons. Size class 1 to 4 employees includes establishments having payroll, but no employees, during mid-March pay period. For meaning of abbreviations and symbols, see introductory text. For explanation of terms, see Appendix A. For statement on reliability, see the note at the end of the table and Appendix C]

NAICS code	Geography, kind of business, and employment size class	Establishments (number)	Paid employees for pay period including March 12 (number)	First-quarter payroll (\$1,000)	Annual payroll (\$1,000)
WARREN—Con.					
31-33	Manufacturing—Con.				
326	Plastics and rubber products manufacturing				
	All establishments	8	943	9 149	39 711
	Establishments with 1 to 4 employees	1	X	X	X
	Establishments with 5 to 9 employees	—	X	X	X
	Establishments with 10 to 19 employees	—	X	X	X
	Establishments with 20 to 49 employees	2	X	X	X
	Establishments with 50 to 99 employees	1	X	X	X
	Establishments with 100 to 249 employees	3	X	X	X
	Establishments with 250 to 499 employees	1	X	X	X
	Establishments with 500 to 999 employees	—	X	X	X
	Establishments with 1,000 employees or more	—	X	X	X
3261	Plastics product manufacturing				
	All establishments	8	943	9 149	39 711
	Establishments with 1 to 4 employees	1	X	X	X
	Establishments with 5 to 9 employees	—	X	X	X
	Establishments with 10 to 19 employees	—	X	X	X
	Establishments with 20 to 49 employees	2	X	X	X
	Establishments with 50 to 99 employees	1	X	X	X
	Establishments with 100 to 249 employees	3	X	X	X
	Establishments with 250 to 499 employees	1	X	X	X
	Establishments with 500 to 999 employees	—	X	X	X
	Establishments with 1,000 employees or more	—	X	X	X
32612	Plastics pipe, pipe fitting, and unlaminated profile shape manufacturing				
	All establishments	1	c	D	D
	Establishments with 1 to 4 employees	—	X	X	X
	Establishments with 5 to 9 employees	—	X	X	X
	Establishments with 10 to 19 employees	—	X	X	X
	Establishments with 20 to 49 employees	—	X	X	X
	Establishments with 50 to 99 employees	—	X	X	X
	Establishments with 100 to 249 employees	1	X	X	X
	Establishments with 250 to 499 employees	—	X	X	X
	Establishments with 500 to 999 employees	—	X	X	X
	Establishments with 1,000 employees or more	—	X	X	X
326121	Unlaminated plastics profile shape manufacturing				
	All establishments	1	c	D	D
	Establishments with 1 to 4 employees	—	X	X	X
	Establishments with 5 to 9 employees	—	X	X	X
	Establishments with 10 to 19 employees	—	X	X	X
	Establishments with 20 to 49 employees	—	X	X	X
	Establishments with 50 to 99 employees	—	X	X	X
	Establishments with 100 to 249 employees	1	X	X	X
	Establishments with 250 to 499 employees	—	X	X	X
	Establishments with 500 to 999 employees	—	X	X	X
	Establishments with 1,000 employees or more	—	X	X	X
32616	Plastics bottle manufacturing				
	All establishments	3	e	D	D
	Establishments with 1 to 4 employees	—	X	X	X
	Establishments with 5 to 9 employees	—	X	X	X
	Establishments with 10 to 19 employees	—	X	X	X
	Establishments with 20 to 49 employees	1	X	X	X
	Establishments with 50 to 99 employees	1	X	X	X
	Establishments with 100 to 249 employees	1	X	X	X
	Establishments with 250 to 499 employees	—	X	X	X
	Establishments with 500 to 999 employees	—	X	X	X
	Establishments with 1,000 employees or more	—	X	X	X
326160	Plastics bottle manufacturing				
	All establishments	3	e	D	D
	Establishments with 1 to 4 employees	—	X	X	X
	Establishments with 5 to 9 employees	—	X	X	X
	Establishments with 10 to 19 employees	—	X	X	X
	Establishments with 20 to 49 employees	1	X	X	X
	Establishments with 50 to 99 employees	1	X	X	X
	Establishments with 100 to 249 employees	1	X	X	X
	Establishments with 250 to 499 employees	—	X	X	X
	Establishments with 500 to 999 employees	—	X	X	X
	Establishments with 1,000 employees or more	—	X	X	X
32619	Other plastics product manufacturing				
	All establishments	3	557	5 393	23 981
	Establishments with 1 to 4 employees	—	X	X	X
	Establishments with 5 to 9 employees	—	X	X	X
	Establishments with 10 to 19 employees	—	X	X	X
	Establishments with 20 to 49 employees	1	X	X	X
	Establishments with 50 to 99 employees	—	X	X	X
	Establishments with 100 to 249 employees	1	X	X	X
	Establishments with 250 to 499 employees	1	X	X	X
	Establishments with 500 to 999 employees	—	X	X	X
	Establishments with 1,000 employees or more	—	X	X	X

See footnotes at end of table.

Table 5. Establishments, Employees, and Payroll by Industry and Employment Size of Establishments by County: 2004—Con.

[Excludes most government employees, railroad employees, and self-employed persons. Size class 1 to 4 employees includes establishments having payroll, but no employees, during mid-March pay period. For meaning of abbreviations and symbols, see introductory text. For explanation of terms, see Appendix A. For statement on reliability, see the note at the end of the table and Appendix C]

NAICS code	Geography, kind of business, and employment size class	Establishments (number)	Paid employees for pay period including March 12 (number)	First-quarter payroll (\$1,000)	Annual payroll (\$1,000)
31-33	WARREN—Con.				
	Manufacturing—Con.				
326	Plastics and rubber products manufacturing—Con.				
3261	Plastics product manufacturing—Con.				
32619	Other plastics product manufacturing—Con.				
326199	All other plastics product manufacturing				
	All establishments	3	557	5 393	23 981
	Establishments with 1 to 4 employees	—	X	X	X
	Establishments with 5 to 9 employees	—	X	X	X
	Establishments with 10 to 19 employees	—	X	X	X
	Establishments with 20 to 49 employees	1	X	X	X
	Establishments with 50 to 99 employees	—	X	X	X
	Establishments with 100 to 249 employees	1	X	X	X
	Establishments with 250 to 499 employees	1	X	X	X
	Establishments with 500 to 999 employees	—	X	X	X
	Establishments with 1,000 employees or more	—	X	X	X
327	Nonmetallic mineral product manufacturing				
	All establishments	7	179	1 303	6 507
	Establishments with 1 to 4 employees	—	X	X	X
	Establishments with 5 to 9 employees	2	X	X	X
	Establishments with 10 to 19 employees	3	X	X	X
	Establishments with 20 to 49 employees	1	X	X	X
	Establishments with 50 to 99 employees	1	X	X	X
	Establishments with 100 to 249 employees	—	X	X	X
	Establishments with 250 to 499 employees	—	X	X	X
	Establishments with 500 to 999 employees	—	X	X	X
	Establishments with 1,000 employees or more	—	X	X	X
3273	Cement and concrete product manufacturing				
	All establishments	4	149	1 114	5 448
	Establishments with 1 to 4 employees	—	X	X	X
	Establishments with 5 to 9 employees	—	X	X	X
	Establishments with 10 to 19 employees	2	X	X	X
	Establishments with 20 to 49 employees	1	X	X	X
	Establishments with 50 to 99 employees	1	X	X	X
	Establishments with 100 to 249 employees	—	X	X	X
	Establishments with 250 to 499 employees	—	X	X	X
	Establishments with 500 to 999 employees	—	X	X	X
	Establishments with 1,000 employees or more	—	X	X	X
32733	Concrete pipe, brick, and block manufacturing				
	All establishments	2	c	D	D
	Establishments with 1 to 4 employees	—	X	X	X
	Establishments with 5 to 9 employees	—	X	X	X
	Establishments with 10 to 19 employees	—	X	X	X
	Establishments with 20 to 49 employees	1	X	X	X
	Establishments with 50 to 99 employees	1	X	X	X
	Establishments with 100 to 249 employees	—	X	X	X
	Establishments with 250 to 499 employees	—	X	X	X
	Establishments with 500 to 999 employees	—	X	X	X
	Establishments with 1,000 employees or more	—	X	X	X
331	Primary metal manufacturing				
	All establishments	5	e	D	D
	Establishments with 1 to 4 employees	1	X	X	X
	Establishments with 5 to 9 employees	2	X	X	X
	Establishments with 10 to 19 employees	1	X	X	X
	Establishments with 20 to 49 employees	—	X	X	X
	Establishments with 50 to 99 employees	—	X	X	X
	Establishments with 100 to 249 employees	—	X	X	X
	Establishments with 250 to 499 employees	1	X	X	X
	Establishments with 500 to 999 employees	—	X	X	X
	Establishments with 1,000 employees or more	—	X	X	X
3315	Foundries				
	All establishments	2	e	D	D
	Establishments with 1 to 4 employees	1	X	X	X
	Establishments with 5 to 9 employees	—	X	X	X
	Establishments with 10 to 19 employees	—	X	X	X
	Establishments with 20 to 49 employees	—	X	X	X
	Establishments with 50 to 99 employees	—	X	X	X
	Establishments with 100 to 249 employees	—	X	X	X
	Establishments with 250 to 499 employees	1	X	X	X
	Establishments with 500 to 999 employees	—	X	X	X
	Establishments with 1,000 employees or more	—	X	X	X
33151	Ferrous metal foundries				
	All establishments	2	e	D	D
	Establishments with 1 to 4 employees	1	X	X	X
	Establishments with 5 to 9 employees	—	X	X	X
	Establishments with 10 to 19 employees	—	X	X	X
	Establishments with 20 to 49 employees	—	X	X	X
	Establishments with 50 to 99 employees	—	X	X	X
	Establishments with 100 to 249 employees	—	X	X	X
	Establishments with 250 to 499 employees	1	X	X	X
	Establishments with 500 to 999 employees	—	X	X	X
	Establishments with 1,000 employees or more	—	X	X	X

See footnotes at end of table.

Table 5. Establishments, Employees, and Payroll by Industry and Employment Size of Establishments by County: 2004—Con.

[Excludes most government employees, railroad employees, and self-employed persons. Size class 1 to 4 employees includes establishments having payroll, but no employees, during mid-March pay period. For meaning of abbreviations and symbols, see introductory text. For explanation of terms, see Appendix A. For statement on reliability, see the note at the end of the table and Appendix C]

NAICS code	Geography, kind of business, and employment size class	Establishments (number)	Paid employees for pay period including March 12 (number)	First-quarter payroll (\$1,000)	Annual payroll (\$1,000)
31-33	WARREN—Con.				
	Manufacturing—Con.				
331	Primary metal manufacturing—Con.				
3315	Foundries—Con.				
33151	Ferrous metal foundries—Con.				
331511	Iron foundries				
	All establishments	2	e	D	D
	Establishments with 1 to 4 employees	1	X	X	X
	Establishments with 5 to 9 employees	—	X	X	X
	Establishments with 10 to 19 employees	—	X	X	X
	Establishments with 20 to 49 employees	—	X	X	X
	Establishments with 50 to 99 employees	—	X	X	X
	Establishments with 100 to 249 employees	—	X	X	X
	Establishments with 250 to 499 employees	1	X	X	X
	Establishments with 500 to 999 employees	—	X	X	X
	Establishments with 1,000 employees or more	—	X	X	X
332	Fabricated metal product manufacturing				
	All establishments	32	571	5 598	22 606
	Establishments with 1 to 4 employees	16	X	X	X
	Establishments with 5 to 9 employees	5	X	X	X
	Establishments with 10 to 19 employees	2	X	X	X
	Establishments with 20 to 49 employees	7	X	X	X
	Establishments with 50 to 99 employees	1	X	X	X
	Establishments with 100 to 249 employees	1	X	X	X
	Establishments with 250 to 499 employees	—	X	X	X
	Establishments with 500 to 999 employees	—	X	X	X
	Establishments with 1,000 employees or more	—	X	X	X
3321	Forging and stamping				
	All establishments	2	c	D	D
	Establishments with 1 to 4 employees	—	X	X	X
	Establishments with 5 to 9 employees	1	X	X	X
	Establishments with 10 to 19 employees	—	X	X	X
	Establishments with 20 to 49 employees	—	X	X	X
	Establishments with 50 to 99 employees	—	X	X	X
	Establishments with 100 to 249 employees	1	X	X	X
	Establishments with 250 to 499 employees	—	X	X	X
	Establishments with 500 to 999 employees	—	X	X	X
	Establishments with 1,000 employees or more	—	X	X	X
33211	Forging and stamping				
	All establishments	2	c	D	D
	Establishments with 1 to 4 employees	—	X	X	X
	Establishments with 5 to 9 employees	1	X	X	X
	Establishments with 10 to 19 employees	—	X	X	X
	Establishments with 20 to 49 employees	—	X	X	X
	Establishments with 50 to 99 employees	—	X	X	X
	Establishments with 100 to 249 employees	1	X	X	X
	Establishments with 250 to 499 employees	—	X	X	X
	Establishments with 500 to 999 employees	—	X	X	X
	Establishments with 1,000 employees or more	—	X	X	X
332116	Metal stamping				
	All establishments	2	c	D	D
	Establishments with 1 to 4 employees	—	X	X	X
	Establishments with 5 to 9 employees	1	X	X	X
	Establishments with 10 to 19 employees	—	X	X	X
	Establishments with 20 to 49 employees	—	X	X	X
	Establishments with 50 to 99 employees	—	X	X	X
	Establishments with 100 to 249 employees	1	X	X	X
	Establishments with 250 to 499 employees	—	X	X	X
	Establishments with 500 to 999 employees	—	X	X	X
	Establishments with 1,000 employees or more	—	X	X	X
3327	Machine shops; turned product; and screw, nut, and bolt manufacturing				
	All establishments	15	120	1 159	4 514
	Establishments with 1 to 4 employees	9	X	X	X
	Establishments with 5 to 9 employees	3	X	X	X
	Establishments with 10 to 19 employees	1	X	X	X
	Establishments with 20 to 49 employees	2	X	X	X
	Establishments with 50 to 99 employees	—	X	X	X
	Establishments with 100 to 249 employees	—	X	X	X
	Establishments with 250 to 499 employees	—	X	X	X
	Establishments with 500 to 999 employees	—	X	X	X
	Establishments with 1,000 employees or more	—	X	X	X
3328	Coating, engraving, heat treating, and allied activities				
	All establishments	5	103	703	3 199
	Establishments with 1 to 4 employees	1	X	X	X
	Establishments with 5 to 9 employees	1	X	X	X
	Establishments with 10 to 19 employees	—	X	X	X
	Establishments with 20 to 49 employees	3	X	X	X
	Establishments with 50 to 99 employees	—	X	X	X
	Establishments with 100 to 249 employees	—	X	X	X
	Establishments with 250 to 499 employees	—	X	X	X
	Establishments with 500 to 999 employees	—	X	X	X

See footnotes at end of table.

Table 5. Establishments, Employees, and Payroll by Industry and Employment Size of Establishments by County: 2004—Con.

[Excludes most government employees, railroad employees, and self-employed persons. Size class 1 to 4 employees includes establishments having payroll, but no employees, during mid-March pay period. For meaning of abbreviations and symbols, see introductory text. For explanation of terms, see Appendix A. For statement on reliability, see the note at the end of the table and Appendix C]

NAICS code	Geography, kind of business, and employment size class	Establishments (number)	Paid employees for pay period including March 12 (number)	First-quarter payroll (\$1,000)	Annual payroll (\$1,000)
	WARREN—Con.				
31-33	Manufacturing—Con.				
332	Fabricated metal product manufacturing—Con.				
3328	Coating, engraving, heat treating, and allied activities—Con.				
	All establishments—Con.				
	Establishments with 1,000 employees or more	—	X	X	X
33281	Coating, engraving, heat treating, and allied activities				
	All establishments	5	103	703	3 199
	Establishments with 1 to 4 employees	1	X	X	X
	Establishments with 5 to 9 employees	1	X	X	X
	Establishments with 10 to 19 employees	—	X	X	X
	Establishments with 20 to 49 employees	3	X	X	X
	Establishments with 50 to 99 employees	—	X	X	X
	Establishments with 100 to 249 employees	—	X	X	X
	Establishments with 250 to 499 employees	—	X	X	X
	Establishments with 500 to 999 employees	—	X	X	X
	Establishments with 1,000 employees or more	—	X	X	X
333	Machinery manufacturing				
	All establishments	11	208	2 897	11 687
	Establishments with 1 to 4 employees	3	X	X	X
	Establishments with 5 to 9 employees	3	X	X	X
	Establishments with 10 to 19 employees	1	X	X	X
	Establishments with 20 to 49 employees	3	X	X	X
	Establishments with 50 to 99 employees	1	X	X	X
	Establishments with 100 to 249 employees	—	X	X	X
	Establishments with 250 to 499 employees	—	X	X	X
	Establishments with 500 to 999 employees	—	X	X	X
	Establishments with 1,000 employees or more	—	X	X	X
3339	Other general purpose machinery manufacturing				
	All establishments	2	c	D	D
	Establishments with 1 to 4 employees	—	X	X	X
	Establishments with 5 to 9 employees	—	X	X	X
	Establishments with 10 to 19 employees	—	X	X	X
	Establishments with 20 to 49 employees	1	X	X	X
	Establishments with 50 to 99 employees	1	X	X	X
	Establishments with 100 to 249 employees	—	X	X	X
	Establishments with 250 to 499 employees	—	X	X	X
	Establishments with 500 to 999 employees	—	X	X	X
	Establishments with 1,000 employees or more	—	X	X	X
334	Computer and electronic product manufacturing				
	All establishments	9	187	1 835	8 309
	Establishments with 1 to 4 employees	2	X	X	X
	Establishments with 5 to 9 employees	1	X	X	X
	Establishments with 10 to 19 employees	1	X	X	X
	Establishments with 20 to 49 employees	5	X	X	X
	Establishments with 50 to 99 employees	—	X	X	X
	Establishments with 100 to 249 employees	—	X	X	X
	Establishments with 250 to 499 employees	—	X	X	X
	Establishments with 500 to 999 employees	—	X	X	X
	Establishments with 1,000 employees or more	—	X	X	X
3344	Semiconductor and other electronic component manufacturing				
	All establishments	5	128	1 207	5 212
	Establishments with 1 to 4 employees	—	X	X	X
	Establishments with 5 to 9 employees	1	X	X	X
	Establishments with 10 to 19 employees	—	X	X	X
	Establishments with 20 to 49 employees	4	X	X	X
	Establishments with 50 to 99 employees	—	X	X	X
	Establishments with 100 to 249 employees	—	X	X	X
	Establishments with 250 to 499 employees	—	X	X	X
	Establishments with 500 to 999 employees	—	X	X	X
	Establishments with 1,000 employees or more	—	X	X	X
33441	Semiconductor and other electronic component manufacturing				
	All establishments	5	128	1 207	5 212
	Establishments with 1 to 4 employees	—	X	X	X
	Establishments with 5 to 9 employees	1	X	X	X
	Establishments with 10 to 19 employees	—	X	X	X
	Establishments with 20 to 49 employees	4	X	X	X
	Establishments with 50 to 99 employees	—	X	X	X
	Establishments with 100 to 249 employees	—	X	X	X
	Establishments with 250 to 499 employees	—	X	X	X
	Establishments with 500 to 999 employees	—	X	X	X
	Establishments with 1,000 employees or more	—	X	X	X
335	Electrical equipment, appliance, and component manufacturing				
	All establishments	8	209	1 987	9 183
	Establishments with 1 to 4 employees	1	X	X	X
	Establishments with 5 to 9 employees	1	X	X	X
	Establishments with 10 to 19 employees	3	X	X	X
	Establishments with 20 to 49 employees	1	X	X	X
	Establishments with 50 to 99 employees	2	X	X	X
	Establishments with 100 to 249 employees	—	X	X	X
	Establishments with 250 to 499 employees	—	X	X	X
	Establishments with 500 to 999 employees	—	X	X	X

See footnotes at end of table.

Table 5. Establishments, Employees, and Payroll by Industry and Employment Size of Establishments by County: 2004—Con.

[Excludes most government employees, railroad employees, and self-employed persons. Size class 1 to 4 employees includes establishments having payroll, but no employees, during mid-March pay period. For meaning of abbreviations and symbols, see introductory text. For explanation of terms, see Appendix A. For statement on reliability, see the note at the end of the table and Appendix C]

NAICS code	Geography, kind of business, and employment size class	Establishments (number)	Paid employees for pay period including March 12 (number)	First-quarter payroll (\$1,000)	Annual payroll (\$1,000)
WARREN—Con.					
31-33	Manufacturing—Con.				
335	Electrical equipment, appliance, and component manufacturing—Con.				
	All establishments—Con.				
	Establishments with 1,000 employees or more	—	X	X	X
339	Miscellaneous manufacturing				
	All establishments	10	217	2 090	11 288
	Establishments with 1 to 4 employees	2	X	X	X
	Establishments with 5 to 9 employees	3	X	X	X
	Establishments with 10 to 19 employees	1	X	X	X
	Establishments with 20 to 49 employees	3	X	X	X
	Establishments with 50 to 99 employees	—	X	X	X
	Establishments with 100 to 249 employees	1	X	X	X
	Establishments with 250 to 499 employees	—	X	X	X
	Establishments with 500 to 999 employees	—	X	X	X
	Establishments with 1,000 employees or more	—	X	X	X
3391	Medical equipment and supplies manufacturing				
	All establishments	4	166	1 642	9 264
	Establishments with 1 to 4 employees	—	X	X	X
	Establishments with 5 to 9 employees	1	X	X	X
	Establishments with 10 to 19 employees	—	X	X	X
	Establishments with 20 to 49 employees	2	X	X	X
	Establishments with 50 to 99 employees	—	X	X	X
	Establishments with 100 to 249 employees	1	X	X	X
	Establishments with 250 to 499 employees	—	X	X	X
	Establishments with 500 to 999 employees	—	X	X	X
	Establishments with 1,000 employees or more	—	X	X	X
33911	Medical equipment and supplies manufacturing				
	All establishments	4	166	1 642	9 264
	Establishments with 1 to 4 employees	—	X	X	X
	Establishments with 5 to 9 employees	1	X	X	X
	Establishments with 10 to 19 employees	—	X	X	X
	Establishments with 20 to 49 employees	2	X	X	X
	Establishments with 50 to 99 employees	—	X	X	X
	Establishments with 100 to 249 employees	1	X	X	X
	Establishments with 250 to 499 employees	—	X	X	X
	Establishments with 500 to 999 employees	—	X	X	X
	Establishments with 1,000 employees or more	—	X	X	X
339112	Surgical and medical instrument manufacturing				
	All establishments	2	c	D	D
	Establishments with 1 to 4 employees	—	X	X	X
	Establishments with 5 to 9 employees	—	X	X	X
	Establishments with 10 to 19 employees	—	X	X	X
	Establishments with 20 to 49 employees	1	X	X	X
	Establishments with 50 to 99 employees	—	X	X	X
	Establishments with 100 to 249 employees	1	X	X	X
	Establishments with 250 to 499 employees	—	X	X	X
	Establishments with 500 to 999 employees	—	X	X	X
	Establishments with 1,000 employees or more	—	X	X	X
42	Wholesale trade				
	All establishments	121	1 110	12 638	54 428
	Establishments with 1 to 4 employees	73	X	X	X
	Establishments with 5 to 9 employees	21	X	X	X
	Establishments with 10 to 19 employees	12	X	X	X
	Establishments with 20 to 49 employees	11	X	X	X
	Establishments with 50 to 99 employees	4	X	X	X
	Establishments with 100 to 249 employees	—	X	X	X
	Establishments with 250 to 499 employees	—	X	X	X
	Establishments with 500 to 999 employees	—	X	X	X
	Establishments with 1,000 employees or more	—	X	X	X
423	Durable goods merchant wholesalers				
	All establishments	67	448	5 764	25 859
	Establishments with 1 to 4 employees	43	X	X	X
	Establishments with 5 to 9 employees	12	X	X	X
	Establishments with 10 to 19 employees	5	X	X	X
	Establishments with 20 to 49 employees	7	X	X	X
	Establishments with 50 to 99 employees	—	X	X	X
	Establishments with 100 to 249 employees	—	X	X	X
	Establishments with 250 to 499 employees	—	X	X	X
	Establishments with 500 to 999 employees	—	X	X	X
	Establishments with 1,000 employees or more	—	X	X	X
4238	Machinery, equipment, and supplies merchant wholesalers				
	All establishments	21	156	2 294	10 679
	Establishments with 1 to 4 employees	13	X	X	X
	Establishments with 5 to 9 employees	4	X	X	X
	Establishments with 10 to 19 employees	2	X	X	X
	Establishments with 20 to 49 employees	2	X	X	X
	Establishments with 50 to 99 employees	—	X	X	X
	Establishments with 100 to 249 employees	—	X	X	X
	Establishments with 250 to 499 employees	—	X	X	X
	Establishments with 500 to 999 employees	—	X	X	X
	Establishments with 1,000 employees or more	—	X	X	X

See footnotes at end of table.

Table 5. Establishments, Employees, and Payroll by Industry and Employment Size of Establishments by County: 2004—Con.

[Excludes most government employees, railroad employees, and self-employed persons. Size class 1 to 4 employees includes establishments having payroll, but no employees, during mid-March pay period. For meaning of abbreviations and symbols, see introductory text. For explanation of terms, see Appendix A. For statement on reliability, see the note at the end of the table and Appendix C]

NAICS code	Geography, kind of business, and employment size class	Establishments (number)	Paid employees for pay period including March 12 (number)	First-quarter payroll (\$1,000)	Annual payroll (\$1,000)
42	WARREN—Con.				
	Wholesale trade—Con.				
423	Durable goods merchant wholesalers—Con.				
4238	Machinery, equipment, and supplies merchant wholesalers—Con.				
42383	Industrial machinery and equipment merchant wholesalers				
	All establishments	11	109	1 803	8 427
	Establishments with 1 to 4 employees	6	X	X	X
	Establishments with 5 to 9 employees	2	X	X	X
	Establishments with 10 to 19 employees	1	X	X	X
	Establishments with 20 to 49 employees	2	X	X	X
	Establishments with 50 to 99 employees	—	X	X	X
	Establishments with 100 to 249 employees	—	X	X	X
	Establishments with 250 to 499 employees	—	X	X	X
	Establishments with 500 to 999 employees	—	X	X	X
	Establishments with 1,000 employees or more	—	X	X	X
423830	Industrial machinery and equipment merchant wholesalers				
	All establishments	11	109	1 803	8 427
	Establishments with 1 to 4 employees	6	X	X	X
	Establishments with 5 to 9 employees	2	X	X	X
	Establishments with 10 to 19 employees	1	X	X	X
	Establishments with 20 to 49 employees	2	X	X	X
	Establishments with 50 to 99 employees	—	X	X	X
	Establishments with 100 to 249 employees	—	X	X	X
	Establishments with 250 to 499 employees	—	X	X	X
	Establishments with 500 to 999 employees	—	X	X	X
	Establishments with 1,000 employees or more	—	X	X	X
424	Nondurable goods merchant wholesalers				
	All establishments	41	552	5 652	23 674
	Establishments with 1 to 4 employees	21	X	X	X
	Establishments with 5 to 9 employees	7	X	X	X
	Establishments with 10 to 19 employees	7	X	X	X
	Establishments with 20 to 49 employees	3	X	X	X
	Establishments with 50 to 99 employees	3	X	X	X
	Establishments with 100 to 249 employees	—	X	X	X
	Establishments with 250 to 499 employees	—	X	X	X
	Establishments with 500 to 999 employees	—	X	X	X
	Establishments with 1,000 employees or more	—	X	X	X
4242	Drugs and druggists' sundries merchant wholesalers				
	All establishments	3	c	D	D
	Establishments with 1 to 4 employees	1	X	X	X
	Establishments with 5 to 9 employees	—	X	X	X
	Establishments with 10 to 19 employees	1	X	X	X
	Establishments with 20 to 49 employees	—	X	X	X
	Establishments with 50 to 99 employees	1	X	X	X
	Establishments with 100 to 249 employees	—	X	X	X
	Establishments with 250 to 499 employees	—	X	X	X
	Establishments with 500 to 999 employees	—	X	X	X
	Establishments with 1,000 employees or more	—	X	X	X
42421	Drugs and druggists' sundries merchant wholesalers				
	All establishments	3	c	D	D
	Establishments with 1 to 4 employees	1	X	X	X
	Establishments with 5 to 9 employees	—	X	X	X
	Establishments with 10 to 19 employees	1	X	X	X
	Establishments with 20 to 49 employees	—	X	X	X
	Establishments with 50 to 99 employees	1	X	X	X
	Establishments with 100 to 249 employees	—	X	X	X
	Establishments with 250 to 499 employees	—	X	X	X
	Establishments with 500 to 999 employees	—	X	X	X
	Establishments with 1,000 employees or more	—	X	X	X
424210	Drugs and druggists' sundries merchant wholesalers				
	All establishments	3	c	D	D
	Establishments with 1 to 4 employees	1	X	X	X
	Establishments with 5 to 9 employees	—	X	X	X
	Establishments with 10 to 19 employees	1	X	X	X
	Establishments with 20 to 49 employees	—	X	X	X
	Establishments with 50 to 99 employees	1	X	X	X
	Establishments with 100 to 249 employees	—	X	X	X
	Establishments with 250 to 499 employees	—	X	X	X
	Establishments with 500 to 999 employees	—	X	X	X
	Establishments with 1,000 employees or more	—	X	X	X
4244	Grocery and related product merchant wholesalers				
	All establishments	10	130	1 096	4 884
	Establishments with 1 to 4 employees	6	X	X	X
	Establishments with 5 to 9 employees	2	X	X	X
	Establishments with 10 to 19 employees	1	X	X	X
	Establishments with 20 to 49 employees	—	X	X	X
	Establishments with 50 to 99 employees	1	X	X	X
	Establishments with 100 to 249 employees	—	X	X	X
	Establishments with 250 to 499 employees	—	X	X	X
	Establishments with 500 to 999 employees	—	X	X	X
	Establishments with 1,000 employees or more	—	X	X	X

See footnotes at end of table.

Table 5. Establishments, Employees, and Payroll by Industry and Employment Size of Establishments by County: 2004—Con.

[Excludes most government employees, railroad employees, and self-employed persons. Size class 1 to 4 employees includes establishments having payroll, but no employees, during mid-March pay period. For meaning of abbreviations and symbols, see introductory text. For explanation of terms, see Appendix A. For statement on reliability, see the note at the end of the table and Appendix C]

NAICS code	Geography, kind of business, and employment size class	Establishments (number)	Paid employees for pay period including March 12 (number)	First-quarter payroll (\$1,000)	Annual payroll (\$1,000)
42	WARREN—Con.				
	Wholesale trade—Con.				
424	Nondurable goods merchant wholesalers—Con.				
4246	Chemical and allied products merchant wholesalers				
	All establishments	9	205	3 199	12 307
	Establishments with 1 to 4 employees	1	X	X	X
	Establishments with 5 to 9 employees	3	X	X	X
	Establishments with 10 to 19 employees	3	X	X	X
	Establishments with 20 to 49 employees	1	X	X	X
	Establishments with 50 to 99 employees	1	X	X	X
	Establishments with 100 to 249 employees	—	X	X	X
	Establishments with 250 to 499 employees	—	X	X	X
	Establishments with 500 to 999 employees	—	X	X	X
	Establishments with 1,000 employees or more	—	X	X	X
42469	Other chemical and allied products merchant wholesalers				
	All establishments	8	c	D	D
	Establishments with 1 to 4 employees	1	X	X	X
	Establishments with 5 to 9 employees	3	X	X	X
	Establishments with 10 to 19 employees	2	X	X	X
	Establishments with 20 to 49 employees	1	X	X	X
	Establishments with 50 to 99 employees	1	X	X	X
	Establishments with 100 to 249 employees	—	X	X	X
	Establishments with 250 to 499 employees	—	X	X	X
	Establishments with 500 to 999 employees	—	X	X	X
	Establishments with 1,000 employees or more	—	X	X	X
424690	Other chemical and allied products merchant wholesalers				
	All establishments	8	c	D	D
	Establishments with 1 to 4 employees	1	X	X	X
	Establishments with 5 to 9 employees	3	X	X	X
	Establishments with 10 to 19 employees	2	X	X	X
	Establishments with 20 to 49 employees	1	X	X	X
	Establishments with 50 to 99 employees	1	X	X	X
	Establishments with 100 to 249 employees	—	X	X	X
	Establishments with 250 to 499 employees	—	X	X	X
	Establishments with 500 to 999 employees	—	X	X	X
	Establishments with 1,000 employees or more	—	X	X	X
425	Wholesale electronic markets and agents and brokers				
	All establishments	13	110	1 222	4 895
	Establishments with 1 to 4 employees	9	X	X	X
	Establishments with 5 to 9 employees	2	X	X	X
	Establishments with 10 to 19 employees	—	X	X	X
	Establishments with 20 to 49 employees	1	X	X	X
	Establishments with 50 to 99 employees	1	X	X	X
	Establishments with 100 to 249 employees	—	X	X	X
	Establishments with 250 to 499 employees	—	X	X	X
	Establishments with 500 to 999 employees	—	X	X	X
	Establishments with 1,000 employees or more	—	X	X	X
4251	Wholesale electronic markets and agents and brokers				
	All establishments	13	110	1 222	4 895
	Establishments with 1 to 4 employees	9	X	X	X
	Establishments with 5 to 9 employees	2	X	X	X
	Establishments with 10 to 19 employees	—	X	X	X
	Establishments with 20 to 49 employees	1	X	X	X
	Establishments with 50 to 99 employees	1	X	X	X
	Establishments with 100 to 249 employees	—	X	X	X
	Establishments with 250 to 499 employees	—	X	X	X
	Establishments with 500 to 999 employees	—	X	X	X
	Establishments with 1,000 employees or more	—	X	X	X
42512	Wholesale trade agents and brokers				
	All establishments	13	110	1 222	4 895
	Establishments with 1 to 4 employees	9	X	X	X
	Establishments with 5 to 9 employees	2	X	X	X
	Establishments with 10 to 19 employees	—	X	X	X
	Establishments with 20 to 49 employees	1	X	X	X
	Establishments with 50 to 99 employees	1	X	X	X
	Establishments with 100 to 249 employees	—	X	X	X
	Establishments with 250 to 499 employees	—	X	X	X
	Establishments with 500 to 999 employees	—	X	X	X
	Establishments with 1,000 employees or more	—	X	X	X
425120	Wholesale trade agents and brokers				
	All establishments	13	110	1 222	4 895
	Establishments with 1 to 4 employees	9	X	X	X
	Establishments with 5 to 9 employees	2	X	X	X
	Establishments with 10 to 19 employees	—	X	X	X
	Establishments with 20 to 49 employees	1	X	X	X
	Establishments with 50 to 99 employees	1	X	X	X
	Establishments with 100 to 249 employees	—	X	X	X
	Establishments with 250 to 499 employees	—	X	X	X
	Establishments with 500 to 999 employees	—	X	X	X
	Establishments with 1,000 employees or more	—	X	X	X

See footnotes at end of table.

Table 5. Establishments, Employees, and Payroll by Industry and Employment Size of Establishments by County: 2004—Con.

[Excludes most government employees, railroad employees, and self-employed persons. Size class 1 to 4 employees includes establishments having payroll, but no employees, during mid-March pay period. For meaning of abbreviations and symbols, see introductory text. For explanation of terms, see Appendix A. For statement on reliability, see the note at the end of the table and Appendix C]

NAICS code	Geography, kind of business, and employment size class	Establishments (number)	Paid employees for pay period including March 12 (number)	First-quarter payroll (\$1,000)	Annual payroll (\$1,000)
	WARREN—Con.				
44-45	Retail trade				
	All establishments	468	6 711	34 587	144 660
	Establishments with 1 to 4 employees	213	X	X	X
	Establishments with 5 to 9 employees	111	X	X	X
	Establishments with 10 to 19 employees	73	X	X	X
	Establishments with 20 to 49 employees	44	X	X	X
	Establishments with 50 to 99 employees	14	X	X	X
	Establishments with 100 to 249 employees	12	X	X	X
	Establishments with 250 to 499 employees	1	X	X	X
	Establishments with 500 to 999 employees	—	X	X	X
	Establishments with 1,000 employees or more	—	X	X	X
441	Motor vehicle and parts dealers				
	All establishments	53	558	4 883	21 656
	Establishments with 1 to 4 employees	23	X	X	X
	Establishments with 5 to 9 employees	16	X	X	X
	Establishments with 10 to 19 employees	6	X	X	X
	Establishments with 20 to 49 employees	6	X	X	X
	Establishments with 50 to 99 employees	2	X	X	X
	Establishments with 100 to 249 employees	—	X	X	X
	Establishments with 250 to 499 employees	—	X	X	X
	Establishments with 500 to 999 employees	—	X	X	X
	Establishments with 1,000 employees or more	—	X	X	X
4411	Automobile dealers				
	All establishments	18	331	3 497	15 804
	Establishments with 1 to 4 employees	9	X	X	X
	Establishments with 5 to 9 employees	1	X	X	X
	Establishments with 10 to 19 employees	—	X	X	X
	Establishments with 20 to 49 employees	6	X	X	X
	Establishments with 50 to 99 employees	2	X	X	X
	Establishments with 100 to 249 employees	—	X	X	X
	Establishments with 250 to 499 employees	—	X	X	X
	Establishments with 500 to 999 employees	—	X	X	X
	Establishments with 1,000 employees or more	—	X	X	X
44111	New car dealers				
	All establishments	9	318	3 404	15 361
	Establishments with 1 to 4 employees	1	X	X	X
	Establishments with 5 to 9 employees	—	X	X	X
	Establishments with 10 to 19 employees	—	X	X	X
	Establishments with 20 to 49 employees	6	X	X	X
	Establishments with 50 to 99 employees	2	X	X	X
	Establishments with 100 to 249 employees	—	X	X	X
	Establishments with 250 to 499 employees	—	X	X	X
	Establishments with 500 to 999 employees	—	X	X	X
	Establishments with 1,000 employees or more	—	X	X	X
441110	New car dealers				
	All establishments	9	318	3 404	15 361
	Establishments with 1 to 4 employees	1	X	X	X
	Establishments with 5 to 9 employees	—	X	X	X
	Establishments with 10 to 19 employees	—	X	X	X
	Establishments with 20 to 49 employees	6	X	X	X
	Establishments with 50 to 99 employees	2	X	X	X
	Establishments with 100 to 249 employees	—	X	X	X
	Establishments with 250 to 499 employees	—	X	X	X
	Establishments with 500 to 999 employees	—	X	X	X
	Establishments with 1,000 employees or more	—	X	X	X
4413	Automotive parts, accessories, and tire stores				
	All establishments	27	177	1 081	4 310
	Establishments with 1 to 4 employees	11	X	X	X
	Establishments with 5 to 9 employees	11	X	X	X
	Establishments with 10 to 19 employees	5	X	X	X
	Establishments with 20 to 49 employees	—	X	X	X
	Establishments with 50 to 99 employees	—	X	X	X
	Establishments with 100 to 249 employees	—	X	X	X
	Establishments with 250 to 499 employees	—	X	X	X
	Establishments with 500 to 999 employees	—	X	X	X
	Establishments with 1,000 employees or more	—	X	X	X
44131	Automotive parts and accessories stores				
	All establishments	21	142	779	3 236
	Establishments with 1 to 4 employees	10	X	X	X
	Establishments with 5 to 9 employees	6	X	X	X
	Establishments with 10 to 19 employees	5	X	X	X
	Establishments with 20 to 49 employees	—	X	X	X
	Establishments with 50 to 99 employees	—	X	X	X
	Establishments with 100 to 249 employees	—	X	X	X
	Establishments with 250 to 499 employees	—	X	X	X
	Establishments with 500 to 999 employees	—	X	X	X
	Establishments with 1,000 employees or more	—	X	X	X

See footnotes at end of table.

Table 5. Establishments, Employees, and Payroll by Industry and Employment Size of Establishments by County: 2004—Con.

[Excludes most government employees, railroad employees, and self-employed persons. Size class 1 to 4 employees includes establishments having payroll, but no employees, during mid-March pay period. For meaning of abbreviations and symbols, see introductory text. For explanation of terms, see Appendix A. For statement on reliability, see the note at the end of the table and Appendix C]

NAICS code	Geography, kind of business, and employment size class	Establishments (number)	Paid employees for pay period including March 12 (number)	First-quarter payroll (\$1,000)	Annual payroll (\$1,000)
44-45	WARREN—Con.				
	Retail trade—Con.				
441	Motor vehicle and parts dealers—Con.				
4413	Automotive parts, accessories, and tire stores—Con.				
44131	Automotive parts and accessories stores—Con.				
441310	Automotive parts and accessories stores				
	All establishments	21	142	779	3 236
	Establishments with 1 to 4 employees	10	X	X	X
	Establishments with 5 to 9 employees	6	X	X	X
	Establishments with 10 to 19 employees	5	X	X	X
	Establishments with 20 to 49 employees	—	X	X	X
	Establishments with 50 to 99 employees	—	X	X	X
	Establishments with 100 to 249 employees	—	X	X	X
	Establishments with 250 to 499 employees	—	X	X	X
	Establishments with 500 to 999 employees	—	X	X	X
	Establishments with 1,000 employees or more	—	X	X	X
443	Electronics and appliance stores				
	All establishments	17	215	1 133	4 751
	Establishments with 1 to 4 employees	6	X	X	X
	Establishments with 5 to 9 employees	8	X	X	X
	Establishments with 10 to 19 employees	1	X	X	X
	Establishments with 20 to 49 employees	1	X	X	X
	Establishments with 50 to 99 employees	1	X	X	X
	Establishments with 100 to 249 employees	—	X	X	X
	Establishments with 250 to 499 employees	—	X	X	X
	Establishments with 500 to 999 employees	—	X	X	X
	Establishments with 1,000 employees or more	—	X	X	X
4431	Electronics and appliance stores				
	All establishments	17	215	1 133	4 751
	Establishments with 1 to 4 employees	6	X	X	X
	Establishments with 5 to 9 employees	8	X	X	X
	Establishments with 10 to 19 employees	1	X	X	X
	Establishments with 20 to 49 employees	1	X	X	X
	Establishments with 50 to 99 employees	1	X	X	X
	Establishments with 100 to 249 employees	—	X	X	X
	Establishments with 250 to 499 employees	—	X	X	X
	Establishments with 500 to 999 employees	—	X	X	X
	Establishments with 1,000 employees or more	—	X	X	X
44311	Appliance, television, and other electronics stores				
	All establishments	12	188	989	4 116
	Establishments with 1 to 4 employees	4	X	X	X
	Establishments with 5 to 9 employees	5	X	X	X
	Establishments with 10 to 19 employees	1	X	X	X
	Establishments with 20 to 49 employees	1	X	X	X
	Establishments with 50 to 99 employees	1	X	X	X
	Establishments with 100 to 249 employees	—	X	X	X
	Establishments with 250 to 499 employees	—	X	X	X
	Establishments with 500 to 999 employees	—	X	X	X
	Establishments with 1,000 employees or more	—	X	X	X
443112	Radio, television, and other electronics stores				
	All establishments	9	133	504	2 071
	Establishments with 1 to 4 employees	3	X	X	X
	Establishments with 5 to 9 employees	4	X	X	X
	Establishments with 10 to 19 employees	1	X	X	X
	Establishments with 20 to 49 employees	—	X	X	X
	Establishments with 50 to 99 employees	1	X	X	X
	Establishments with 100 to 249 employees	—	X	X	X
	Establishments with 250 to 499 employees	—	X	X	X
	Establishments with 500 to 999 employees	—	X	X	X
	Establishments with 1,000 employees or more	—	X	X	X
444	Building material and garden equipment and supplies dealers				
	All establishments	45	962	7 474	30 617
	Establishments with 1 to 4 employees	22	X	X	X
	Establishments with 5 to 9 employees	7	X	X	X
	Establishments with 10 to 19 employees	6	X	X	X
	Establishments with 20 to 49 employees	6	X	X	X
	Establishments with 50 to 99 employees	1	X	X	X
	Establishments with 100 to 249 employees	3	X	X	X
	Establishments with 250 to 499 employees	—	X	X	X
	Establishments with 500 to 999 employees	—	X	X	X
	Establishments with 1,000 employees or more	—	X	X	X
4441	Building material and supplies dealers				
	All establishments	35	880	7 034	28 350
	Establishments with 1 to 4 employees	18	X	X	X
	Establishments with 5 to 9 employees	5	X	X	X
	Establishments with 10 to 19 employees	2	X	X	X
	Establishments with 20 to 49 employees	6	X	X	X
	Establishments with 50 to 99 employees	1	X	X	X
	Establishments with 100 to 249 employees	3	X	X	X
	Establishments with 250 to 499 employees	—	X	X	X
	Establishments with 500 to 999 employees	—	X	X	X
	Establishments with 1,000 employees or more	—	X	X	X

See footnotes at end of table.

Table 5. Establishments, Employees, and Payroll by Industry and Employment Size of Establishments by County: 2004—Con.

[Excludes most government employees, railroad employees, and self-employed persons. Size class 1 to 4 employees includes establishments having payroll, but no employees, during mid-March pay period. For meaning of abbreviations and symbols, see introductory text. For explanation of terms, see Appendix A. For statement on reliability, see the note at the end of the table and Appendix C]

NAICS code	Geography, kind of business, and employment size class	Establishments (number)	Paid employees for pay period including March 12 (number)	First-quarter payroll (\$1,000)	Annual payroll (\$1,000)
	WARREN—Con.				
44-45	Retail trade—Con.				
444	Building material and garden equipment and supplies dealers—Con.				
4441	Building material and supplies dealers—Con.				
44411	Home centers				
	All establishments	5	f	D	D
	Establishments with 1 to 4 employees	1	X	X	X
	Establishments with 5 to 9 employees	1	X	X	X
	Establishments with 10 to 19 employees	—	X	X	X
	Establishments with 20 to 49 employees	—	X	X	X
	Establishments with 50 to 99 employees	—	X	X	X
	Establishments with 100 to 249 employees	3	X	X	X
	Establishments with 250 to 499 employees	—	X	X	X
	Establishments with 500 to 999 employees	—	X	X	X
	Establishments with 1,000 employees or more	—	X	X	X
444110	Home centers				
	All establishments	5	f	D	D
	Establishments with 1 to 4 employees	1	X	X	X
	Establishments with 5 to 9 employees	1	X	X	X
	Establishments with 10 to 19 employees	—	X	X	X
	Establishments with 20 to 49 employees	—	X	X	X
	Establishments with 50 to 99 employees	—	X	X	X
	Establishments with 100 to 249 employees	3	X	X	X
	Establishments with 250 to 499 employees	—	X	X	X
	Establishments with 500 to 999 employees	—	X	X	X
	Establishments with 1,000 employees or more	—	X	X	X
44419	Other building material dealers				
	All establishments	19	279	3 130	13 939
	Establishments with 1 to 4 employees	10	X	X	X
	Establishments with 5 to 9 employees	4	X	X	X
	Establishments with 10 to 19 employees	—	X	X	X
	Establishments with 20 to 49 employees	4	X	X	X
	Establishments with 50 to 99 employees	1	X	X	X
	Establishments with 100 to 249 employees	—	X	X	X
	Establishments with 250 to 499 employees	—	X	X	X
	Establishments with 500 to 999 employees	—	X	X	X
	Establishments with 1,000 employees or more	—	X	X	X
444190	Other building material dealers				
	All establishments	19	279	3 130	13 939
	Establishments with 1 to 4 employees	10	X	X	X
	Establishments with 5 to 9 employees	4	X	X	X
	Establishments with 10 to 19 employees	—	X	X	X
	Establishments with 20 to 49 employees	4	X	X	X
	Establishments with 50 to 99 employees	1	X	X	X
	Establishments with 100 to 249 employees	—	X	X	X
	Establishments with 250 to 499 employees	—	X	X	X
	Establishments with 500 to 999 employees	—	X	X	X
	Establishments with 1,000 employees or more	—	X	X	X
445	Food and beverage stores				
	All establishments	101	1 896	8 465	34 504
	Establishments with 1 to 4 employees	55	X	X	X
	Establishments with 5 to 9 employees	14	X	X	X
	Establishments with 10 to 19 employees	16	X	X	X
	Establishments with 20 to 49 employees	6	X	X	X
	Establishments with 50 to 99 employees	4	X	X	X
	Establishments with 100 to 249 employees	5	X	X	X
	Establishments with 250 to 499 employees	1	X	X	X
	Establishments with 500 to 999 employees	—	X	X	X
	Establishments with 1,000 employees or more	—	X	X	X
4451	Grocery stores				
	All establishments	63	1 689	7 703	31 216
	Establishments with 1 to 4 employees	34	X	X	X
	Establishments with 5 to 9 employees	6	X	X	X
	Establishments with 10 to 19 employees	7	X	X	X
	Establishments with 20 to 49 employees	6	X	X	X
	Establishments with 50 to 99 employees	4	X	X	X
	Establishments with 100 to 249 employees	5	X	X	X
	Establishments with 250 to 499 employees	1	X	X	X
	Establishments with 500 to 999 employees	—	X	X	X
	Establishments with 1,000 employees or more	—	X	X	X
44511	Supermarkets and other grocery (except convenience) stores				
	All establishments	35	1 524	7 086	28 619
	Establishments with 1 to 4 employees	15	X	X	X
	Establishments with 5 to 9 employees	4	X	X	X
	Establishments with 10 to 19 employees	3	X	X	X
	Establishments with 20 to 49 employees	3	X	X	X
	Establishments with 50 to 99 employees	4	X	X	X
	Establishments with 100 to 249 employees	5	X	X	X
	Establishments with 250 to 499 employees	1	X	X	X
	Establishments with 500 to 999 employees	—	X	X	X
	Establishments with 1,000 employees or more	—	X	X	X

See footnotes at end of table.

Table 5. Establishments, Employees, and Payroll by Industry and Employment Size of Establishments by County: 2004—Con.

[Excludes most government employees, railroad employees, and self-employed persons. Size class 1 to 4 employees includes establishments having payroll, but no employees, during mid-March pay period. For meaning of abbreviations and symbols, see introductory text. For explanation of terms, see Appendix A. For statement on reliability, see the note at the end of the table and Appendix C]

NAICS code	Geography, kind of business, and employment size class	Establishments (number)	Paid employees for pay period including March 12 (number)	First-quarter payroll (\$1,000)	Annual payroll (\$1,000)
44-45	WARREN—Con. Retail trade—Con.				
445	Food and beverage stores—Con.				
4451	Grocery stores—Con.				
44511	Supermarkets and other grocery (except convenience) stores—Con.				
445110	Supermarkets and other grocery (except convenience) stores				
	All establishments	35	1 524	7 086	28 619
	Establishments with 1 to 4 employees	15	X	X	X
	Establishments with 5 to 9 employees	4	X	X	X
	Establishments with 10 to 19 employees	3	X	X	X
	Establishments with 20 to 49 employees	3	X	X	X
	Establishments with 50 to 99 employees	4	X	X	X
	Establishments with 100 to 249 employees	5	X	X	X
	Establishments with 250 to 499 employees	1	X	X	X
	Establishments with 500 to 999 employees	—	X	X	X
	Establishments with 1,000 employees or more	—	X	X	X
44512	Convenience stores				
	All establishments	28	165	617	2 597
	Establishments with 1 to 4 employees	19	X	X	X
	Establishments with 5 to 9 employees	2	X	X	X
	Establishments with 10 to 19 employees	4	X	X	X
	Establishments with 20 to 49 employees	3	X	X	X
	Establishments with 50 to 99 employees	—	X	X	X
	Establishments with 100 to 249 employees	—	X	X	X
	Establishments with 250 to 499 employees	—	X	X	X
	Establishments with 500 to 999 employees	—	X	X	X
	Establishments with 1,000 employees or more	—	X	X	X
445120	Convenience stores				
	All establishments	28	165	617	2 597
	Establishments with 1 to 4 employees	19	X	X	X
	Establishments with 5 to 9 employees	2	X	X	X
	Establishments with 10 to 19 employees	4	X	X	X
	Establishments with 20 to 49 employees	3	X	X	X
	Establishments with 50 to 99 employees	—	X	X	X
	Establishments with 100 to 249 employees	—	X	X	X
	Establishments with 250 to 499 employees	—	X	X	X
	Establishments with 500 to 999 employees	—	X	X	X
	Establishments with 1,000 employees or more	—	X	X	X
4453	Beer, wine, and liquor stores				
	All establishments	25	148	615	2 547
	Establishments with 1 to 4 employees	14	X	X	X
	Establishments with 5 to 9 employees	4	X	X	X
	Establishments with 10 to 19 employees	7	X	X	X
	Establishments with 20 to 49 employees	—	X	X	X
	Establishments with 50 to 99 employees	—	X	X	X
	Establishments with 100 to 249 employees	—	X	X	X
	Establishments with 250 to 499 employees	—	X	X	X
	Establishments with 500 to 999 employees	—	X	X	X
	Establishments with 1,000 employees or more	—	X	X	X
44531	Beer, wine, and liquor stores				
	All establishments	25	148	615	2 547
	Establishments with 1 to 4 employees	14	X	X	X
	Establishments with 5 to 9 employees	4	X	X	X
	Establishments with 10 to 19 employees	7	X	X	X
	Establishments with 20 to 49 employees	—	X	X	X
	Establishments with 50 to 99 employees	—	X	X	X
	Establishments with 100 to 249 employees	—	X	X	X
	Establishments with 250 to 499 employees	—	X	X	X
	Establishments with 500 to 999 employees	—	X	X	X
	Establishments with 1,000 employees or more	—	X	X	X
445310	Beer, wine, and liquor stores				
	All establishments	25	148	615	2 547
	Establishments with 1 to 4 employees	14	X	X	X
	Establishments with 5 to 9 employees	4	X	X	X
	Establishments with 10 to 19 employees	7	X	X	X
	Establishments with 20 to 49 employees	—	X	X	X
	Establishments with 50 to 99 employees	—	X	X	X
	Establishments with 100 to 249 employees	—	X	X	X
	Establishments with 250 to 499 employees	—	X	X	X
	Establishments with 500 to 999 employees	—	X	X	X
	Establishments with 1,000 employees or more	—	X	X	X
446	Health and personal care stores				
	All establishments	37	472	2 519	9 608
	Establishments with 1 to 4 employees	11	X	X	X
	Establishments with 5 to 9 employees	8	X	X	X
	Establishments with 10 to 19 employees	8	X	X	X
	Establishments with 20 to 49 employees	9	X	X	X
	Establishments with 50 to 99 employees	1	X	X	X
	Establishments with 100 to 249 employees	—	X	X	X
	Establishments with 250 to 499 employees	—	X	X	X
	Establishments with 500 to 999 employees	—	X	X	X
	Establishments with 1,000 employees or more	—	X	X	X

See footnotes at end of table.

Table 5. Establishments, Employees, and Payroll by Industry and Employment Size of Establishments by County: 2004—Con.

[Excludes most government employees, railroad employees, and self-employed persons. Size class 1 to 4 employees includes establishments having payroll, but no employees, during mid-March pay period. For meaning of abbreviations and symbols, see introductory text. For explanation of terms, see Appendix A. For statement on reliability, see the note at the end of the table and Appendix C]

NAICS code	Geography, kind of business, and employment size class	Establishments (number)	Paid employees for pay period including March 12 (number)	First-quarter payroll (\$1,000)	Annual payroll (\$1,000)
	WARREN—Con.				
44-45	Retail trade—Con.				
446	Health and personal care stores—Con.				
4461	Health and personal care stores				
	All establishments	37	472	2 519	9 608
	Establishments with 1 to 4 employees	11	X	X	X
	Establishments with 5 to 9 employees	8	X	X	X
	Establishments with 10 to 19 employees	8	X	X	X
	Establishments with 20 to 49 employees	9	X	X	X
	Establishments with 50 to 99 employees	1	X	X	X
	Establishments with 100 to 249 employees	—	X	X	X
	Establishments with 250 to 499 employees	—	X	X	X
	Establishments with 500 to 999 employees	—	X	X	X
	Establishments with 1,000 employees or more	—	X	X	X
44611	Pharmacies and drug stores				
	All establishments	21	384	2 093	7 924
	Establishments with 1 to 4 employees	3	X	X	X
	Establishments with 5 to 9 employees	2	X	X	X
	Establishments with 10 to 19 employees	7	X	X	X
	Establishments with 20 to 49 employees	8	X	X	X
	Establishments with 50 to 99 employees	1	X	X	X
	Establishments with 100 to 249 employees	—	X	X	X
	Establishments with 250 to 499 employees	—	X	X	X
	Establishments with 500 to 999 employees	—	X	X	X
	Establishments with 1,000 employees or more	—	X	X	X
446110	Pharmacies and drug stores				
	All establishments	21	384	2 093	7 924
	Establishments with 1 to 4 employees	3	X	X	X
	Establishments with 5 to 9 employees	2	X	X	X
	Establishments with 10 to 19 employees	7	X	X	X
	Establishments with 20 to 49 employees	8	X	X	X
	Establishments with 50 to 99 employees	1	X	X	X
	Establishments with 100 to 249 employees	—	X	X	X
	Establishments with 250 to 499 employees	—	X	X	X
	Establishments with 500 to 999 employees	—	X	X	X
	Establishments with 1,000 employees or more	—	X	X	X
447	Gasoline stations				
	All establishments	53	385	1 692	6 996
	Establishments with 1 to 4 employees	26	X	X	X
	Establishments with 5 to 9 employees	13	X	X	X
	Establishments with 10 to 19 employees	12	X	X	X
	Establishments with 20 to 49 employees	1	X	X	X
	Establishments with 50 to 99 employees	1	X	X	X
	Establishments with 100 to 249 employees	—	X	X	X
	Establishments with 250 to 499 employees	—	X	X	X
	Establishments with 500 to 999 employees	—	X	X	X
	Establishments with 1,000 employees or more	—	X	X	X
4471	Gasoline stations				
	All establishments	53	385	1 692	6 996
	Establishments with 1 to 4 employees	26	X	X	X
	Establishments with 5 to 9 employees	13	X	X	X
	Establishments with 10 to 19 employees	12	X	X	X
	Establishments with 20 to 49 employees	1	X	X	X
	Establishments with 50 to 99 employees	1	X	X	X
	Establishments with 100 to 249 employees	—	X	X	X
	Establishments with 250 to 499 employees	—	X	X	X
	Establishments with 500 to 999 employees	—	X	X	X
	Establishments with 1,000 employees or more	—	X	X	X
44711	Gasoline stations with convenience stores				
	All establishments	18	145	541	2 148
	Establishments with 1 to 4 employees	6	X	X	X
	Establishments with 5 to 9 employees	5	X	X	X
	Establishments with 10 to 19 employees	6	X	X	X
	Establishments with 20 to 49 employees	1	X	X	X
	Establishments with 50 to 99 employees	—	X	X	X
	Establishments with 100 to 249 employees	—	X	X	X
	Establishments with 250 to 499 employees	—	X	X	X
	Establishments with 500 to 999 employees	—	X	X	X
	Establishments with 1,000 employees or more	—	X	X	X
447110	Gasoline stations with convenience stores				
	All establishments	18	145	541	2 148
	Establishments with 1 to 4 employees	6	X	X	X
	Establishments with 5 to 9 employees	5	X	X	X
	Establishments with 10 to 19 employees	6	X	X	X
	Establishments with 20 to 49 employees	1	X	X	X
	Establishments with 50 to 99 employees	—	X	X	X
	Establishments with 100 to 249 employees	—	X	X	X
	Establishments with 250 to 499 employees	—	X	X	X
	Establishments with 500 to 999 employees	—	X	X	X
	Establishments with 1,000 employees or more	—	X	X	X

See footnotes at end of table.

Table 5. Establishments, Employees, and Payroll by Industry and Employment Size of Establishments by County: 2004—Con.

[Excludes most government employees, railroad employees, and self-employed persons. Size class 1 to 4 employees includes establishments having payroll, but no employees, during mid-March pay period. For meaning of abbreviations and symbols, see introductory text. For explanation of terms, see Appendix A. For statement on reliability, see the note at the end of the table and Appendix C]

NAICS code	Geography, kind of business, and employment size class	Establishments (number)	Paid employees for pay period including March 12 (number)	First-quarter payroll (\$1,000)	Annual payroll (\$1,000)
	WARREN—Con.				
44-45	Retail trade—Con.				
447	Gasoline stations—Con.				
4471	Gasoline stations—Con.				
44719	Other gasoline stations				
	All establishments	35	240	1 151	4 848
	Establishments with 1 to 4 employees	20	X	X	X
	Establishments with 5 to 9 employees	8	X	X	X
	Establishments with 10 to 19 employees	6	X	X	X
	Establishments with 20 to 49 employees	—	X	X	X
	Establishments with 50 to 99 employees	1	X	X	X
	Establishments with 100 to 249 employees	—	X	X	X
	Establishments with 250 to 499 employees	—	X	X	X
	Establishments with 500 to 999 employees	—	X	X	X
	Establishments with 1,000 employees or more	—	X	X	X
447190	Other gasoline stations				
	All establishments	35	240	1 151	4 848
	Establishments with 1 to 4 employees	20	X	X	X
	Establishments with 5 to 9 employees	8	X	X	X
	Establishments with 10 to 19 employees	6	X	X	X
	Establishments with 20 to 49 employees	—	X	X	X
	Establishments with 50 to 99 employees	1	X	X	X
	Establishments with 100 to 249 employees	—	X	X	X
	Establishments with 250 to 499 employees	—	X	X	X
	Establishments with 500 to 999 employees	—	X	X	X
	Establishments with 1,000 employees or more	—	X	X	X
448	Clothing and clothing accessories stores				
	All establishments	46	512	1 586	6 080
	Establishments with 1 to 4 employees	14	X	X	X
	Establishments with 5 to 9 employees	15	X	X	X
	Establishments with 10 to 19 employees	11	X	X	X
	Establishments with 20 to 49 employees	4	X	X	X
	Establishments with 50 to 99 employees	2	X	X	X
	Establishments with 100 to 249 employees	—	X	X	X
	Establishments with 250 to 499 employees	—	X	X	X
	Establishments with 500 to 999 employees	—	X	X	X
	Establishments with 1,000 employees or more	—	X	X	X
4481	Clothing stores				
	All establishments	29	405	1 138	4 271
	Establishments with 1 to 4 employees	6	X	X	X
	Establishments with 5 to 9 employees	9	X	X	X
	Establishments with 10 to 19 employees	8	X	X	X
	Establishments with 20 to 49 employees	4	X	X	X
	Establishments with 50 to 99 employees	2	X	X	X
	Establishments with 100 to 249 employees	—	X	X	X
	Establishments with 250 to 499 employees	—	X	X	X
	Establishments with 500 to 999 employees	—	X	X	X
	Establishments with 1,000 employees or more	—	X	X	X
44814	Family clothing stores				
	All establishments	8	215	555	2 182
	Establishments with 1 to 4 employees	1	X	X	X
	Establishments with 5 to 9 employees	1	X	X	X
	Establishments with 10 to 19 employees	2	X	X	X
	Establishments with 20 to 49 employees	2	X	X	X
	Establishments with 50 to 99 employees	2	X	X	X
	Establishments with 100 to 249 employees	—	X	X	X
	Establishments with 250 to 499 employees	—	X	X	X
	Establishments with 500 to 999 employees	—	X	X	X
	Establishments with 1,000 employees or more	—	X	X	X
448140	Family clothing stores				
	All establishments	8	215	555	2 182
	Establishments with 1 to 4 employees	1	X	X	X
	Establishments with 5 to 9 employees	1	X	X	X
	Establishments with 10 to 19 employees	2	X	X	X
	Establishments with 20 to 49 employees	2	X	X	X
	Establishments with 50 to 99 employees	2	X	X	X
	Establishments with 100 to 249 employees	—	X	X	X
	Establishments with 250 to 499 employees	—	X	X	X
	Establishments with 500 to 999 employees	—	X	X	X
	Establishments with 1,000 employees or more	—	X	X	X
451	Sporting goods, hobby, book, and music stores				
	All establishments	21	192	694	2 952
	Establishments with 1 to 4 employees	8	X	X	X
	Establishments with 5 to 9 employees	7	X	X	X
	Establishments with 10 to 19 employees	3	X	X	X
	Establishments with 20 to 49 employees	3	X	X	X
	Establishments with 50 to 99 employees	—	X	X	X
	Establishments with 100 to 249 employees	—	X	X	X
	Establishments with 250 to 499 employees	—	X	X	X
	Establishments with 500 to 999 employees	—	X	X	X
	Establishments with 1,000 employees or more	—	X	X	X

See footnotes at end of table.

Table 5. Establishments, Employees, and Payroll by Industry and Employment Size of Establishments by County: 2004—Con.

[Excludes most government employees, railroad employees, and self-employed persons. Size class 1 to 4 employees includes establishments having payroll, but no employees, during mid-March pay period. For meaning of abbreviations and symbols, see introductory text. For explanation of terms, see Appendix A. For statement on reliability, see the note at the end of the table and Appendix C]

NAICS code	Geography, kind of business, and employment size class	Establishments (number)	Paid employees for pay period including March 12 (number)	First-quarter payroll (\$1,000)	Annual payroll (\$1,000)
	WARREN—Con.				
44-45	Retail trade—Con.				
451	Sporting goods, hobby, book, and music stores—Con.				
4511	Sporting goods, hobby, and musical instrument stores				
	All establishments	13	142	578	2 452
	Establishments with 1 to 4 employees	5	X	X	X
	Establishments with 5 to 9 employees	4	X	X	X
	Establishments with 10 to 19 employees	1	X	X	X
	Establishments with 20 to 49 employees	3	X	X	X
	Establishments with 50 to 99 employees	—	X	X	X
	Establishments with 100 to 249 employees	—	X	X	X
	Establishments with 250 to 499 employees	—	X	X	X
	Establishments with 500 to 999 employees	—	X	X	X
	Establishments with 1,000 employees or more	—	X	X	X
452	General merchandise stores				
	All establishments	13	983	3 460	16 399
	Establishments with 1 to 4 employees	2	X	X	X
	Establishments with 5 to 9 employees	2	X	X	X
	Establishments with 10 to 19 employees	1	X	X	X
	Establishments with 20 to 49 employees	2	X	X	X
	Establishments with 50 to 99 employees	2	X	X	X
	Establishments with 100 to 249 employees	4	X	X	X
	Establishments with 250 to 499 employees	—	X	X	X
	Establishments with 500 to 999 employees	—	X	X	X
	Establishments with 1,000 employees or more	—	X	X	X
4521	Department stores				
	All establishments	7	912	3 243	15 462
	Establishments with 1 to 4 employees	1	X	X	X
	Establishments with 5 to 9 employees	—	X	X	X
	Establishments with 10 to 19 employees	—	X	X	X
	Establishments with 20 to 49 employees	—	X	X	X
	Establishments with 50 to 99 employees	2	X	X	X
	Establishments with 100 to 249 employees	4	X	X	X
	Establishments with 250 to 499 employees	—	X	X	X
	Establishments with 500 to 999 employees	—	X	X	X
	Establishments with 1,000 employees or more	—	X	X	X
45211	Department stores				
	All establishments	7	912	3 243	15 462
	Establishments with 1 to 4 employees	1	X	X	X
	Establishments with 5 to 9 employees	—	X	X	X
	Establishments with 10 to 19 employees	—	X	X	X
	Establishments with 20 to 49 employees	—	X	X	X
	Establishments with 50 to 99 employees	2	X	X	X
	Establishments with 100 to 249 employees	4	X	X	X
	Establishments with 250 to 499 employees	—	X	X	X
	Establishments with 500 to 999 employees	—	X	X	X
	Establishments with 1,000 employees or more	—	X	X	X
452111	Department stores (except discount department stores)				
	All establishments	3	304	843	3 839
	Establishments with 1 to 4 employees	—	X	X	X
	Establishments with 5 to 9 employees	—	X	X	X
	Establishments with 10 to 19 employees	—	X	X	X
	Establishments with 20 to 49 employees	—	X	X	X
	Establishments with 50 to 99 employees	2	X	X	X
	Establishments with 100 to 249 employees	1	X	X	X
	Establishments with 250 to 499 employees	—	X	X	X
	Establishments with 500 to 999 employees	—	X	X	X
	Establishments with 1,000 employees or more	—	X	X	X
452112	Discount department stores				
	All establishments	4	608	2 400	11 623
	Establishments with 1 to 4 employees	1	X	X	X
	Establishments with 5 to 9 employees	—	X	X	X
	Establishments with 10 to 19 employees	—	X	X	X
	Establishments with 20 to 49 employees	—	X	X	X
	Establishments with 50 to 99 employees	—	X	X	X
	Establishments with 100 to 249 employees	3	X	X	X
	Establishments with 250 to 499 employees	—	X	X	X
	Establishments with 500 to 999 employees	—	X	X	X
	Establishments with 1,000 employees or more	—	X	X	X
453	Miscellaneous store retailers				
	All establishments	50	301	1 098	5 152
	Establishments with 1 to 4 employees	27	X	X	X
	Establishments with 5 to 9 employees	14	X	X	X
	Establishments with 10 to 19 employees	6	X	X	X
	Establishments with 20 to 49 employees	3	X	X	X
	Establishments with 50 to 99 employees	—	X	X	X
	Establishments with 100 to 249 employees	—	X	X	X
	Establishments with 250 to 499 employees	—	X	X	X
	Establishments with 500 to 999 employees	—	X	X	X
	Establishments with 1,000 employees or more	—	X	X	X

See footnotes at end of table.

Table 5. Establishments, Employees, and Payroll by Industry and Employment Size of Establishments by County: 2004—Con.

[Excludes most government employees, railroad employees, and self-employed persons. Size class 1 to 4 employees includes establishments having payroll, but no employees, during mid-March pay period. For meaning of abbreviations and symbols, see introductory text. For explanation of terms, see Appendix A. For statement on reliability, see the note at the end of the table and Appendix C]

NAICS code	Geography, kind of business, and employment size class	Establishments (number)	Paid employees for pay period including March 12 (number)	First-quarter payroll (\$1,000)	Annual payroll (\$1,000)
	WARREN—Con.				
44-45	Retail trade—Con.				
453	Miscellaneous store retailers—Con.				
4532	Office supplies, stationery, and gift stores				
	All establishments	18	158	550	2 319
	Establishments with 1 to 4 employees	6	X	X	X
	Establishments with 5 to 9 employees	7	X	X	X
	Establishments with 10 to 19 employees	3	X	X	X
	Establishments with 20 to 49 employees	2	X	X	X
	Establishments with 50 to 99 employees	—	X	X	X
	Establishments with 100 to 249 employees	—	X	X	X
	Establishments with 250 to 499 employees	—	X	X	X
	Establishments with 500 to 999 employees	—	X	X	X
	Establishments with 1,000 employees or more	—	X	X	X
454	Nonstore retailers				
	All establishments	20	152	1 118	4 114
	Establishments with 1 to 4 employees	12	X	X	X
	Establishments with 5 to 9 employees	4	X	X	X
	Establishments with 10 to 19 employees	2	X	X	X
	Establishments with 20 to 49 employees	2	X	X	X
	Establishments with 50 to 99 employees	—	X	X	X
	Establishments with 100 to 249 employees	—	X	X	X
	Establishments with 250 to 499 employees	—	X	X	X
	Establishments with 500 to 999 employees	—	X	X	X
	Establishments with 1,000 employees or more	—	X	X	X
4543	Direct selling establishments				
	All establishments	12	102	793	2 831
	Establishments with 1 to 4 employees	5	X	X	X
	Establishments with 5 to 9 employees	4	X	X	X
	Establishments with 10 to 19 employees	2	X	X	X
	Establishments with 20 to 49 employees	1	X	X	X
	Establishments with 50 to 99 employees	—	X	X	X
	Establishments with 100 to 249 employees	—	X	X	X
	Establishments with 250 to 499 employees	—	X	X	X
	Establishments with 500 to 999 employees	—	X	X	X
	Establishments with 1,000 employees or more	—	X	X	X
48-49	Transportation and warehousing				
	All establishments	101	987	6 410	31 099
	Establishments with 1 to 4 employees	58	X	X	X
	Establishments with 5 to 9 employees	14	X	X	X
	Establishments with 10 to 19 employees	15	X	X	X
	Establishments with 20 to 49 employees	8	X	X	X
	Establishments with 50 to 99 employees	6	X	X	X
	Establishments with 100 to 249 employees	—	X	X	X
	Establishments with 250 to 499 employees	—	X	X	X
	Establishments with 500 to 999 employees	—	X	X	X
	Establishments with 1,000 employees or more	—	X	X	X
484	Truck transportation				
	All establishments	71	527	4 168	21 723
	Establishments with 1 to 4 employees	44	X	X	X
	Establishments with 5 to 9 employees	11	X	X	X
	Establishments with 10 to 19 employees	10	X	X	X
	Establishments with 20 to 49 employees	3	X	X	X
	Establishments with 50 to 99 employees	3	X	X	X
	Establishments with 100 to 249 employees	—	X	X	X
	Establishments with 250 to 499 employees	—	X	X	X
	Establishments with 500 to 999 employees	—	X	X	X
	Establishments with 1,000 employees or more	—	X	X	X
4841	General freight trucking				
	All establishments	34	320	2 751	14 816
	Establishments with 1 to 4 employees	19	X	X	X
	Establishments with 5 to 9 employees	6	X	X	X
	Establishments with 10 to 19 employees	4	X	X	X
	Establishments with 20 to 49 employees	2	X	X	X
	Establishments with 50 to 99 employees	3	X	X	X
	Establishments with 100 to 249 employees	—	X	X	X
	Establishments with 250 to 499 employees	—	X	X	X
	Establishments with 500 to 999 employees	—	X	X	X
	Establishments with 1,000 employees or more	—	X	X	X
48411	General freight trucking, local				
	All establishments	23	136	1 137	5 744
	Establishments with 1 to 4 employees	16	X	X	X
	Establishments with 5 to 9 employees	3	X	X	X
	Establishments with 10 to 19 employees	3	X	X	X
	Establishments with 20 to 49 employees	—	X	X	X
	Establishments with 50 to 99 employees	1	X	X	X
	Establishments with 100 to 249 employees	—	X	X	X
	Establishments with 250 to 499 employees	—	X	X	X
	Establishments with 500 to 999 employees	—	X	X	X
	Establishments with 1,000 employees or more	—	X	X	X

See footnotes at end of table.

Table 5. Establishments, Employees, and Payroll by Industry and Employment Size of Establishments by County: 2004—Con.

[Excludes most government employees, railroad employees, and self-employed persons. Size class 1 to 4 employees includes establishments having payroll, but no employees, during mid-March pay period. For meaning of abbreviations and symbols, see introductory text. For explanation of terms, see Appendix A. For statement on reliability, see the note at the end of the table and Appendix C]

NAICS code	Geography, kind of business, and employment size class	Establishments (number)	Paid employees for pay period including March 12 (number)	First-quarter payroll (\$1,000)	Annual payroll (\$1,000)
	WARREN—Con.				
48-49	Transportation and warehousing—Con.				
484	Truck transportation—Con.				
4841	General freight trucking—Con.				
48411	General freight trucking, local—Con.				
484110	General freight trucking, local				
	All establishments	23	136	1 137	5 744
	Establishments with 1 to 4 employees	16	X	X	X
	Establishments with 5 to 9 employees	3	X	X	X
	Establishments with 10 to 19 employees	3	X	X	X
	Establishments with 20 to 49 employees	—	X	X	X
	Establishments with 50 to 99 employees	1	X	X	X
	Establishments with 100 to 249 employees	—	X	X	X
	Establishments with 250 to 499 employees	—	X	X	X
	Establishments with 500 to 999 employees	—	X	X	X
	Establishments with 1,000 employees or more	—	X	X	X
48412	General freight trucking, long-distance				
	All establishments	11	184	1 614	9 072
	Establishments with 1 to 4 employees	3	X	X	X
	Establishments with 5 to 9 employees	3	X	X	X
	Establishments with 10 to 19 employees	1	X	X	X
	Establishments with 20 to 49 employees	2	X	X	X
	Establishments with 50 to 99 employees	2	X	X	X
	Establishments with 100 to 249 employees	—	X	X	X
	Establishments with 250 to 499 employees	—	X	X	X
	Establishments with 500 to 999 employees	—	X	X	X
	Establishments with 1,000 employees or more	—	X	X	X
484122	General freight trucking, long-distance, less than truckload (ltl)				
	All establishments	2	c	D	D
	Establishments with 1 to 4 employees	—	X	X	X
	Establishments with 5 to 9 employees	—	X	X	X
	Establishments with 10 to 19 employees	—	X	X	X
	Establishments with 20 to 49 employees	—	X	X	X
	Establishments with 50 to 99 employees	2	X	X	X
	Establishments with 100 to 249 employees	—	X	X	X
	Establishments with 250 to 499 employees	—	X	X	X
	Establishments with 500 to 999 employees	—	X	X	X
	Establishments with 1,000 employees or more	—	X	X	X
4842	Specialized freight trucking				
	All establishments	37	207	1 417	6 907
	Establishments with 1 to 4 employees	25	X	X	X
	Establishments with 5 to 9 employees	5	X	X	X
	Establishments with 10 to 19 employees	6	X	X	X
	Establishments with 20 to 49 employees	1	X	X	X
	Establishments with 50 to 99 employees	—	X	X	X
	Establishments with 100 to 249 employees	—	X	X	X
	Establishments with 250 to 499 employees	—	X	X	X
	Establishments with 500 to 999 employees	—	X	X	X
	Establishments with 1,000 employees or more	—	X	X	X
485	Transit and ground passenger transportation				
	All establishments	16	371	1 591	6 189
	Establishments with 1 to 4 employees	6	X	X	X
	Establishments with 5 to 9 employees	—	X	X	X
	Establishments with 10 to 19 employees	3	X	X	X
	Establishments with 20 to 49 employees	4	X	X	X
	Establishments with 50 to 99 employees	3	X	X	X
	Establishments with 100 to 249 employees	—	X	X	X
	Establishments with 250 to 499 employees	—	X	X	X
	Establishments with 500 to 999 employees	—	X	X	X
	Establishments with 1,000 employees or more	—	X	X	X
4854	School and employee bus transportation				
	All establishments	7	314	1 362	5 261
	Establishments with 1 to 4 employees	—	X	X	X
	Establishments with 5 to 9 employees	—	X	X	X
	Establishments with 10 to 19 employees	1	X	X	X
	Establishments with 20 to 49 employees	3	X	X	X
	Establishments with 50 to 99 employees	3	X	X	X
	Establishments with 100 to 249 employees	—	X	X	X
	Establishments with 250 to 499 employees	—	X	X	X
	Establishments with 500 to 999 employees	—	X	X	X
	Establishments with 1,000 employees or more	—	X	X	X
48541	School and employee bus transportation				
	All establishments	7	314	1 362	5 261
	Establishments with 1 to 4 employees	—	X	X	X
	Establishments with 5 to 9 employees	—	X	X	X
	Establishments with 10 to 19 employees	1	X	X	X
	Establishments with 20 to 49 employees	3	X	X	X
	Establishments with 50 to 99 employees	3	X	X	X
	Establishments with 100 to 249 employees	—	X	X	X
	Establishments with 250 to 499 employees	—	X	X	X
	Establishments with 500 to 999 employees	—	X	X	X
	Establishments with 1,000 employees or more	—	X	X	X

See footnotes at end of table.

Table 5. Establishments, Employees, and Payroll by Industry and Employment Size of Establishments by County: 2004—Con.

[Excludes most government employees, railroad employees, and self-employed persons. Size class 1 to 4 employees includes establishments having payroll, but no employees, during mid-March pay period. For meaning of abbreviations and symbols, see introductory text. For explanation of terms, see Appendix A. For statement on reliability, see the note at the end of the table and Appendix C]

NAICS code	Geography, kind of business, and employment size class	Establishments (number)	Paid employees for pay period including March 12 (number)	First-quarter payroll (\$1,000)	Annual payroll (\$1,000)
	WARREN—Con.				
48-49	Transportation and warehousing—Con.				
485	Transit and ground passenger transportation—Con.				
4854	School and employee bus transportation—Con.				
48541	School and employee bus transportation—Con.				
485410	School and employee bus transportation				
	All establishments	7	314	1 362	5 261
	Establishments with 1 to 4 employees	—	X	X	X
	Establishments with 5 to 9 employees	—	X	X	X
	Establishments with 10 to 19 employees	1	X	X	X
	Establishments with 20 to 49 employees	3	X	X	X
	Establishments with 50 to 99 employees	3	X	X	X
	Establishments with 100 to 249 employees	—	X	X	X
	Establishments with 250 to 499 employees	—	X	X	X
	Establishments with 500 to 999 employees	—	X	X	X
	Establishments with 1,000 employees or more	—	X	X	X
51	Information				
	All establishments	40	355	3 724	14 046
	Establishments with 1 to 4 employees	22	X	X	X
	Establishments with 5 to 9 employees	7	X	X	X
	Establishments with 10 to 19 employees	2	X	X	X
	Establishments with 20 to 49 employees	9	X	X	X
	Establishments with 50 to 99 employees	—	X	X	X
	Establishments with 100 to 249 employees	—	X	X	X
	Establishments with 250 to 499 employees	—	X	X	X
	Establishments with 500 to 999 employees	—	X	X	X
	Establishments with 1,000 employees or more	—	X	X	X
517	Telecommunications				
	All establishments	13	134	2 286	7 847
	Establishments with 1 to 4 employees	6	X	X	X
	Establishments with 5 to 9 employees	3	X	X	X
	Establishments with 10 to 19 employees	1	X	X	X
	Establishments with 20 to 49 employees	3	X	X	X
	Establishments with 50 to 99 employees	—	X	X	X
	Establishments with 100 to 249 employees	—	X	X	X
	Establishments with 250 to 499 employees	—	X	X	X
	Establishments with 500 to 999 employees	—	X	X	X
	Establishments with 1,000 employees or more	—	X	X	X
52	Finance and insurance				
	All establishments	115	623	7 581	29 500
	Establishments with 1 to 4 employees	73	X	X	X
	Establishments with 5 to 9 employees	26	X	X	X
	Establishments with 10 to 19 employees	8	X	X	X
	Establishments with 20 to 49 employees	8	X	X	X
	Establishments with 50 to 99 employees	—	X	X	X
	Establishments with 100 to 249 employees	—	X	X	X
	Establishments with 250 to 499 employees	—	X	X	X
	Establishments with 500 to 999 employees	—	X	X	X
	Establishments with 1,000 employees or more	—	X	X	X
522	Credit intermediation and related activities				
	All establishments	49	e	D	D
	Establishments with 1 to 4 employees	19	X	X	X
	Establishments with 5 to 9 employees	20	X	X	X
	Establishments with 10 to 19 employees	4	X	X	X
	Establishments with 20 to 49 employees	6	X	X	X
	Establishments with 50 to 99 employees	—	X	X	X
	Establishments with 100 to 249 employees	—	X	X	X
	Establishments with 250 to 499 employees	—	X	X	X
	Establishments with 500 to 999 employees	—	X	X	X
	Establishments with 1,000 employees or more	—	X	X	X
5221	Depository credit intermediation				
	All establishments	41	e	D	D
	Establishments with 1 to 4 employees	12	X	X	X
	Establishments with 5 to 9 employees	19	X	X	X
	Establishments with 10 to 19 employees	4	X	X	X
	Establishments with 20 to 49 employees	6	X	X	X
	Establishments with 50 to 99 employees	—	X	X	X
	Establishments with 100 to 249 employees	—	X	X	X
	Establishments with 250 to 499 employees	—	X	X	X
	Establishments with 500 to 999 employees	—	X	X	X
	Establishments with 1,000 employees or more	—	X	X	X
52211	Commercial banking				
	All establishments	32	302	2 942	11 354
	Establishments with 1 to 4 employees	8	X	X	X
	Establishments with 5 to 9 employees	17	X	X	X
	Establishments with 10 to 19 employees	2	X	X	X
	Establishments with 20 to 49 employees	5	X	X	X
	Establishments with 50 to 99 employees	—	X	X	X
	Establishments with 100 to 249 employees	—	X	X	X
	Establishments with 250 to 499 employees	—	X	X	X
	Establishments with 500 to 999 employees	—	X	X	X
	Establishments with 1,000 employees or more	—	X	X	X

See footnotes at end of table.

Table 5. Establishments, Employees, and Payroll by Industry and Employment Size of Establishments by County: 2004—Con.

[Excludes most government employees, railroad employees, and self-employed persons. Size class 1 to 4 employees includes establishments having payroll, but no employees, during mid-March pay period. For meaning of abbreviations and symbols, see introductory text. For explanation of terms, see Appendix A. For statement on reliability, see the note at the end of the table and Appendix C]

NAICS code	Geography, kind of business, and employment size class	Establishments (number)	Paid employees for pay period including March 12 (number)	First-quarter payroll (\$1,000)	Annual payroll (\$1,000)
52	WARREN—Con.				
	Finance and insurance—Con.				
522	Credit intermediation and related activities—Con.				
5221	Depository credit intermediation—Con.				
52211	Commercial banking—Con.				
522110	Commercial banking				
	All establishments	32	302	2 942	11 354
	Establishments with 1 to 4 employees	8	X	X	X
	Establishments with 5 to 9 employees	17	X	X	X
	Establishments with 10 to 19 employees	2	X	X	X
	Establishments with 20 to 49 employees	5	X	X	X
	Establishments with 50 to 99 employees	—	X	X	X
	Establishments with 100 to 249 employees	—	X	X	X
	Establishments with 250 to 499 employees	—	X	X	X
	Establishments with 500 to 999 employees	—	X	X	X
	Establishments with 1,000 employees or more	—	X	X	X
524	Insurance carriers and related activities				
	All establishments	30	c	D	D
	Establishments with 1 to 4 employees	22	X	X	X
	Establishments with 5 to 9 employees	3	X	X	X
	Establishments with 10 to 19 employees	4	X	X	X
	Establishments with 20 to 49 employees	1	X	X	X
	Establishments with 50 to 99 employees	—	X	X	X
	Establishments with 100 to 249 employees	—	X	X	X
	Establishments with 250 to 499 employees	—	X	X	X
	Establishments with 500 to 999 employees	—	X	X	X
	Establishments with 1,000 employees or more	—	X	X	X
5242	Agencies, brokerages, and other insurance related activities				
	All establishments	30	c	D	D
	Establishments with 1 to 4 employees	22	X	X	X
	Establishments with 5 to 9 employees	3	X	X	X
	Establishments with 10 to 19 employees	4	X	X	X
	Establishments with 20 to 49 employees	1	X	X	X
	Establishments with 50 to 99 employees	—	X	X	X
	Establishments with 100 to 249 employees	—	X	X	X
	Establishments with 250 to 499 employees	—	X	X	X
	Establishments with 500 to 999 employees	—	X	X	X
	Establishments with 1,000 employees or more	—	X	X	X
52421	Insurance agencies and brokerages				
	All establishments	28	c	D	D
	Establishments with 1 to 4 employees	20	X	X	X
	Establishments with 5 to 9 employees	3	X	X	X
	Establishments with 10 to 19 employees	4	X	X	X
	Establishments with 20 to 49 employees	1	X	X	X
	Establishments with 50 to 99 employees	—	X	X	X
	Establishments with 100 to 249 employees	—	X	X	X
	Establishments with 250 to 499 employees	—	X	X	X
	Establishments with 500 to 999 employees	—	X	X	X
	Establishments with 1,000 employees or more	—	X	X	X
524210	Insurance agencies and brokerages				
	All establishments	28	c	D	D
	Establishments with 1 to 4 employees	20	X	X	X
	Establishments with 5 to 9 employees	3	X	X	X
	Establishments with 10 to 19 employees	4	X	X	X
	Establishments with 20 to 49 employees	1	X	X	X
	Establishments with 50 to 99 employees	—	X	X	X
	Establishments with 100 to 249 employees	—	X	X	X
	Establishments with 250 to 499 employees	—	X	X	X
	Establishments with 500 to 999 employees	—	X	X	X
	Establishments with 1,000 employees or more	—	X	X	X
53	Real estate and rental and leasing				
	All establishments	75	e	D	D
	Establishments with 1 to 4 employees	57	X	X	X
	Establishments with 5 to 9 employees	13	X	X	X
	Establishments with 10 to 19 employees	4	X	X	X
	Establishments with 20 to 49 employees	1	X	X	X
	Establishments with 50 to 99 employees	—	X	X	X
	Establishments with 100 to 249 employees	—	X	X	X
	Establishments with 250 to 499 employees	—	X	X	X
	Establishments with 500 to 999 employees	—	X	X	X
	Establishments with 1,000 employees or more	—	X	X	X
531	Real estate				
	All establishments	57	c	D	D
	Establishments with 1 to 4 employees	46	X	X	X
	Establishments with 5 to 9 employees	9	X	X	X
	Establishments with 10 to 19 employees	1	X	X	X
	Establishments with 20 to 49 employees	1	X	X	X
	Establishments with 50 to 99 employees	—	X	X	X
	Establishments with 100 to 249 employees	—	X	X	X
	Establishments with 250 to 499 employees	—	X	X	X
	Establishments with 500 to 999 employees	—	X	X	X
	Establishments with 1,000 employees or more	—	X	X	X

See footnotes at end of table.

Table 5. Establishments, Employees, and Payroll by Industry and Employment Size of Establishments by County: 2004—Con.

[Excludes most government employees, railroad employees, and self-employed persons. Size class 1 to 4 employees includes establishments having payroll, but no employees, during mid-March pay period. For meaning of abbreviations and symbols, see introductory text. For explanation of terms, see Appendix A. For statement on reliability, see the note at the end of the table and Appendix C]

NAICS code	Geography, kind of business, and employment size class	Establishments (number)	Paid employees for pay period including March 12 (number)	First-quarter payroll (\$1,000)	Annual payroll (\$1,000)
	WARREN—Con.				
53	Real estate and rental and leasing—Con.				
531	Real estate—Con.				
5311	Lessors of real estate				
	All establishments	31	c	D	D
	Establishments with 1 to 4 employees	25	X	X	X
	Establishments with 5 to 9 employees	4	X	X	X
	Establishments with 10 to 19 employees	1	X	X	X
	Establishments with 20 to 49 employees	1	X	X	X
	Establishments with 50 to 99 employees	—	X	X	X
	Establishments with 100 to 249 employees	—	X	X	X
	Establishments with 250 to 499 employees	—	X	X	X
	Establishments with 500 to 999 employees	—	X	X	X
	Establishments with 1,000 employees or more	—	X	X	X
54	Professional, scientific, and technical services				
	All establishments	282	1 179	11 636	54 869
	Establishments with 1 to 4 employees	222	X	X	X
	Establishments with 5 to 9 employees	34	X	X	X
	Establishments with 10 to 19 employees	18	X	X	X
	Establishments with 20 to 49 employees	6	X	X	X
	Establishments with 50 to 99 employees	2	X	X	X
	Establishments with 100 to 249 employees	—	X	X	X
	Establishments with 250 to 499 employees	—	X	X	X
	Establishments with 500 to 999 employees	—	X	X	X
	Establishments with 1,000 employees or more	—	X	X	X
541	Professional, scientific, and technical services				
	All establishments	282	1 179	11 636	54 869
	Establishments with 1 to 4 employees	222	X	X	X
	Establishments with 5 to 9 employees	34	X	X	X
	Establishments with 10 to 19 employees	18	X	X	X
	Establishments with 20 to 49 employees	6	X	X	X
	Establishments with 50 to 99 employees	2	X	X	X
	Establishments with 100 to 249 employees	—	X	X	X
	Establishments with 250 to 499 employees	—	X	X	X
	Establishments with 500 to 999 employees	—	X	X	X
	Establishments with 1,000 employees or more	—	X	X	X
5411	Legal services				
	All establishments	71	227	1 994	11 763
	Establishments with 1 to 4 employees	63	X	X	X
	Establishments with 5 to 9 employees	4	X	X	X
	Establishments with 10 to 19 employees	3	X	X	X
	Establishments with 20 to 49 employees	1	X	X	X
	Establishments with 50 to 99 employees	—	X	X	X
	Establishments with 100 to 249 employees	—	X	X	X
	Establishments with 250 to 499 employees	—	X	X	X
	Establishments with 500 to 999 employees	—	X	X	X
	Establishments with 1,000 employees or more	—	X	X	X
54111	Offices of lawyers				
	All establishments	65	201	1 837	10 866
	Establishments with 1 to 4 employees	59	X	X	X
	Establishments with 5 to 9 employees	3	X	X	X
	Establishments with 10 to 19 employees	2	X	X	X
	Establishments with 20 to 49 employees	1	X	X	X
	Establishments with 50 to 99 employees	—	X	X	X
	Establishments with 100 to 249 employees	—	X	X	X
	Establishments with 250 to 499 employees	—	X	X	X
	Establishments with 500 to 999 employees	—	X	X	X
	Establishments with 1,000 employees or more	—	X	X	X
541110	Offices of lawyers				
	All establishments	65	201	1 837	10 866
	Establishments with 1 to 4 employees	59	X	X	X
	Establishments with 5 to 9 employees	3	X	X	X
	Establishments with 10 to 19 employees	2	X	X	X
	Establishments with 20 to 49 employees	1	X	X	X
	Establishments with 50 to 99 employees	—	X	X	X
	Establishments with 100 to 249 employees	—	X	X	X
	Establishments with 250 to 499 employees	—	X	X	X
	Establishments with 500 to 999 employees	—	X	X	X
	Establishments with 1,000 employees or more	—	X	X	X
5412	Accounting, tax preparation, bookkeeping, and payroll services				
	All establishments	30	c	D	D
	Establishments with 1 to 4 employees	21	X	X	X
	Establishments with 5 to 9 employees	5	X	X	X
	Establishments with 10 to 19 employees	4	X	X	X
	Establishments with 20 to 49 employees	—	X	X	X
	Establishments with 50 to 99 employees	—	X	X	X
	Establishments with 100 to 249 employees	—	X	X	X
	Establishments with 250 to 499 employees	—	X	X	X
	Establishments with 500 to 999 employees	—	X	X	X
	Establishments with 1,000 employees or more	—	X	X	X

See footnotes at end of table.

Table 5. Establishments, Employees, and Payroll by Industry and Employment Size of Establishments by County: 2004—Con.

[Excludes most government employees, railroad employees, and self-employed persons. Size class 1 to 4 employees includes establishments having payroll, but no employees, during mid-March pay period. For meaning of abbreviations and symbols, see introductory text. For explanation of terms, see Appendix A. For statement on reliability, see the note at the end of the table and Appendix C]

NAICS code	Geography, kind of business, and employment size class	Establishments (number)	Paid employees for pay period including March 12 (number)	First-quarter payroll (\$1,000)	Annual payroll (\$1,000)
WARREN—Con.					
54	Professional, scientific, and technical services—Con.				
541	Professional, scientific, and technical services—Con.				
5412	Accounting, tax preparation, bookkeeping, and payroll services—Con.				
54121	Accounting, tax preparation, bookkeeping, and payroll services				
	All establishments	30	c	D	D
	Establishments with 1 to 4 employees	21	X	X	X
	Establishments with 5 to 9 employees	5	X	X	X
	Establishments with 10 to 19 employees	4	X	X	X
	Establishments with 20 to 49 employees	—	X	X	X
	Establishments with 50 to 99 employees	—	X	X	X
	Establishments with 100 to 249 employees	—	X	X	X
	Establishments with 250 to 499 employees	—	X	X	X
	Establishments with 500 to 999 employees	—	X	X	X
	Establishments with 1,000 employees or more	—	X	X	X
5413	Architectural, engineering, and related services				
	All establishments	43	399	4 938	22 003
	Establishments with 1 to 4 employees	26	X	X	X
	Establishments with 5 to 9 employees	10	X	X	X
	Establishments with 10 to 19 employees	3	X	X	X
	Establishments with 20 to 49 employees	2	X	X	X
	Establishments with 50 to 99 employees	2	X	X	X
	Establishments with 100 to 249 employees	—	X	X	X
	Establishments with 250 to 499 employees	—	X	X	X
	Establishments with 500 to 999 employees	—	X	X	X
	Establishments with 1,000 employees or more	—	X	X	X
54133	Engineering services				
	All establishments	23	248	3 608	15 512
	Establishments with 1 to 4 employees	12	X	X	X
	Establishments with 5 to 9 employees	6	X	X	X
	Establishments with 10 to 19 employees	2	X	X	X
	Establishments with 20 to 49 employees	2	X	X	X
	Establishments with 50 to 99 employees	1	X	X	X
	Establishments with 100 to 249 employees	—	X	X	X
	Establishments with 250 to 499 employees	—	X	X	X
	Establishments with 500 to 999 employees	—	X	X	X
	Establishments with 1,000 employees or more	—	X	X	X
541330	Engineering services				
	All establishments	23	248	3 608	15 512
	Establishments with 1 to 4 employees	12	X	X	X
	Establishments with 5 to 9 employees	6	X	X	X
	Establishments with 10 to 19 employees	2	X	X	X
	Establishments with 20 to 49 employees	2	X	X	X
	Establishments with 50 to 99 employees	1	X	X	X
	Establishments with 100 to 249 employees	—	X	X	X
	Establishments with 250 to 499 employees	—	X	X	X
	Establishments with 500 to 999 employees	—	X	X	X
	Establishments with 1,000 employees or more	—	X	X	X
54137	Surveying and mapping (except geophysical) services				
	All establishments	5	108	919	4 527
	Establishments with 1 to 4 employees	3	X	X	X
	Establishments with 5 to 9 employees	1	X	X	X
	Establishments with 10 to 19 employees	—	X	X	X
	Establishments with 20 to 49 employees	—	X	X	X
	Establishments with 50 to 99 employees	1	X	X	X
	Establishments with 100 to 249 employees	—	X	X	X
	Establishments with 250 to 499 employees	—	X	X	X
	Establishments with 500 to 999 employees	—	X	X	X
	Establishments with 1,000 employees or more	—	X	X	X
541370	Surveying and mapping (except geophysical) services				
	All establishments	5	108	919	4 527
	Establishments with 1 to 4 employees	3	X	X	X
	Establishments with 5 to 9 employees	1	X	X	X
	Establishments with 10 to 19 employees	—	X	X	X
	Establishments with 20 to 49 employees	—	X	X	X
	Establishments with 50 to 99 employees	1	X	X	X
	Establishments with 100 to 249 employees	—	X	X	X
	Establishments with 250 to 499 employees	—	X	X	X
	Establishments with 500 to 999 employees	—	X	X	X
	Establishments with 1,000 employees or more	—	X	X	X
5416	Management, scientific, and technical consulting services				
	All establishments	44	101	1 000	4 859
	Establishments with 1 to 4 employees	37	X	X	X
	Establishments with 5 to 9 employees	4	X	X	X
	Establishments with 10 to 19 employees	3	X	X	X
	Establishments with 20 to 49 employees	—	X	X	X
	Establishments with 50 to 99 employees	—	X	X	X
	Establishments with 100 to 249 employees	—	X	X	X
	Establishments with 250 to 499 employees	—	X	X	X
	Establishments with 500 to 999 employees	—	X	X	X
	Establishments with 1,000 employees or more	—	X	X	X

See footnotes at end of table.

Table 5. Establishments, Employees, and Payroll by Industry and Employment Size of Establishments by County: 2004—Con.

[Excludes most government employees, railroad employees, and self-employed persons. Size class 1 to 4 employees includes establishments having payroll, but no employees, during mid-March pay period. For meaning of abbreviations and symbols, see introductory text. For explanation of terms, see Appendix A. For statement on reliability, see the note at the end of the table and Appendix C]

NAICS code	Geography, kind of business, and employment size class	Establishments (number)	Paid employees for pay period including March 12 (number)	First-quarter payroll (\$1,000)	Annual payroll (\$1,000)
WARREN—Con.					
54	Professional, scientific, and technical services—Con.				
541	Professional, scientific, and technical services—Con.				
5419	Other professional, scientific, and technical services				
	All establishments	32	162	1 110	5 408
	Establishments with 1 to 4 employees	22	X	X	X
	Establishments with 5 to 9 employees	3	X	X	X
	Establishments with 10 to 19 employees	5	X	X	X
	Establishments with 20 to 49 employees	2	X	X	X
	Establishments with 50 to 99 employees	—	X	X	X
	Establishments with 100 to 249 employees	—	X	X	X
	Establishments with 250 to 499 employees	—	X	X	X
	Establishments with 500 to 999 employees	—	X	X	X
	Establishments with 1,000 employees or more	—	X	X	X
54194	Veterinary services				
	All establishments	12	113	951	4 567
	Establishments with 1 to 4 employees	4	X	X	X
	Establishments with 5 to 9 employees	3	X	X	X
	Establishments with 10 to 19 employees	3	X	X	X
	Establishments with 20 to 49 employees	2	X	X	X
	Establishments with 50 to 99 employees	—	X	X	X
	Establishments with 100 to 249 employees	—	X	X	X
	Establishments with 250 to 499 employees	—	X	X	X
	Establishments with 500 to 999 employees	—	X	X	X
	Establishments with 1,000 employees or more	—	X	X	X
541940	Veterinary services				
	All establishments	12	113	951	4 567
	Establishments with 1 to 4 employees	4	X	X	X
	Establishments with 5 to 9 employees	3	X	X	X
	Establishments with 10 to 19 employees	3	X	X	X
	Establishments with 20 to 49 employees	2	X	X	X
	Establishments with 50 to 99 employees	—	X	X	X
	Establishments with 100 to 249 employees	—	X	X	X
	Establishments with 250 to 499 employees	—	X	X	X
	Establishments with 500 to 999 employees	—	X	X	X
	Establishments with 1,000 employees or more	—	X	X	X
55	Management of companies and enterprises				
	All establishments	6	g	D	D
	Establishments with 1 to 4 employees	4	X	X	X
	Establishments with 5 to 9 employees	—	X	X	X
	Establishments with 10 to 19 employees	—	X	X	X
	Establishments with 20 to 49 employees	—	X	X	X
	Establishments with 50 to 99 employees	—	X	X	X
	Establishments with 100 to 249 employees	1	X	X	X
	Establishments with 250 to 499 employees	—	X	X	X
	Establishments with 500 to 999 employees	—	X	X	X
	Establishments with 1,000 employees or more	1	X	X	X
551	Management of companies and enterprises				
	All establishments	6	g	D	D
	Establishments with 1 to 4 employees	4	X	X	X
	Establishments with 5 to 9 employees	—	X	X	X
	Establishments with 10 to 19 employees	—	X	X	X
	Establishments with 20 to 49 employees	—	X	X	X
	Establishments with 50 to 99 employees	—	X	X	X
	Establishments with 100 to 249 employees	1	X	X	X
	Establishments with 250 to 499 employees	—	X	X	X
	Establishments with 500 to 999 employees	—	X	X	X
	Establishments with 1,000 employees or more	1	X	X	X
5511	Management of companies and enterprises				
	All establishments	6	g	D	D
	Establishments with 1 to 4 employees	4	X	X	X
	Establishments with 5 to 9 employees	—	X	X	X
	Establishments with 10 to 19 employees	—	X	X	X
	Establishments with 20 to 49 employees	—	X	X	X
	Establishments with 50 to 99 employees	—	X	X	X
	Establishments with 100 to 249 employees	1	X	X	X
	Establishments with 250 to 499 employees	—	X	X	X
	Establishments with 500 to 999 employees	—	X	X	X
	Establishments with 1,000 employees or more	1	X	X	X
55111	Management of companies and enterprises				
	All establishments	6	g	D	D
	Establishments with 1 to 4 employees	4	X	X	X
	Establishments with 5 to 9 employees	—	X	X	X
	Establishments with 10 to 19 employees	—	X	X	X
	Establishments with 20 to 49 employees	—	X	X	X
	Establishments with 50 to 99 employees	—	X	X	X
	Establishments with 100 to 249 employees	1	X	X	X
	Establishments with 250 to 499 employees	—	X	X	X
	Establishments with 500 to 999 employees	—	X	X	X
	Establishments with 1,000 employees or more	1	X	X	X

See footnotes at end of table.

Table 5. Establishments, Employees, and Payroll by Industry and Employment Size of Establishments by County: 2004—Con.

[Excludes most government employees, railroad employees, and self-employed persons. Size class 1 to 4 employees includes establishments having payroll, but no employees, during mid-March pay period. For meaning of abbreviations and symbols, see introductory text. For explanation of terms, see Appendix A. For statement on reliability, see the note at the end of the table and Appendix C]

NAICS code	Geography, kind of business, and employment size class	Establishments (number)	Paid employees for pay period including March 12 (number)	First-quarter payroll (\$1,000)	Annual payroll (\$1,000)
55	WARREN—Con.				
	Management of companies and enterprises—Con.				
551	Management of companies and enterprises—Con.				
5511	Management of companies and enterprises—Con.				
55111	Management of companies and enterprises—Con.				
551114	Corporate, subsidiary, and regional managing offices				
	All establishments	5	g	D	D
	Establishments with 1 to 4 employees	3	X	X	X
	Establishments with 5 to 9 employees	—	X	X	X
	Establishments with 10 to 19 employees	—	X	X	X
	Establishments with 20 to 49 employees	—	X	X	X
	Establishments with 50 to 99 employees	—	X	X	X
	Establishments with 100 to 249 employees	1	X	X	X
	Establishments with 250 to 499 employees	—	X	X	X
	Establishments with 500 to 999 employees	—	X	X	X
	Establishments with 1,000 employees or more	1	X	X	X
56	Administrative and support and waste management and remediation services				
	All establishments	161	1 277	9 187	47 804
	Establishments with 1 to 4 employees	118	X	X	X
	Establishments with 5 to 9 employees	20	X	X	X
	Establishments with 10 to 19 employees	10	X	X	X
	Establishments with 20 to 49 employees	6	X	X	X
	Establishments with 50 to 99 employees	4	X	X	X
	Establishments with 100 to 249 employees	3	X	X	X
	Establishments with 250 to 499 employees	—	X	X	X
	Establishments with 500 to 999 employees	—	X	X	X
	Establishments with 1,000 employees or more	—	X	X	X
561	Administrative and support services				
	All establishments	146	1 036	6 613	36 711
	Establishments with 1 to 4 employees	112	X	X	X
	Establishments with 5 to 9 employees	15	X	X	X
	Establishments with 10 to 19 employees	8	X	X	X
	Establishments with 20 to 49 employees	5	X	X	X
	Establishments with 50 to 99 employees	4	X	X	X
	Establishments with 100 to 249 employees	2	X	X	X
	Establishments with 250 to 499 employees	—	X	X	X
	Establishments with 500 to 999 employees	—	X	X	X
	Establishments with 1,000 employees or more	—	X	X	X
5613	Employment services				
	All establishments	9	271	2 980	17 841
	Establishments with 1 to 4 employees	4	X	X	X
	Establishments with 5 to 9 employees	2	X	X	X
	Establishments with 10 to 19 employees	—	X	X	X
	Establishments with 20 to 49 employees	—	X	X	X
	Establishments with 50 to 99 employees	2	X	X	X
	Establishments with 100 to 249 employees	1	X	X	X
	Establishments with 250 to 499 employees	—	X	X	X
	Establishments with 500 to 999 employees	—	X	X	X
	Establishments with 1,000 employees or more	—	X	X	X
56132	Temporary help services				
	All establishments	5	c	D	D
	Establishments with 1 to 4 employees	2	X	X	X
	Establishments with 5 to 9 employees	1	X	X	X
	Establishments with 10 to 19 employees	—	X	X	X
	Establishments with 20 to 49 employees	—	X	X	X
	Establishments with 50 to 99 employees	1	X	X	X
	Establishments with 100 to 249 employees	1	X	X	X
	Establishments with 250 to 499 employees	—	X	X	X
	Establishments with 500 to 999 employees	—	X	X	X
	Establishments with 1,000 employees or more	—	X	X	X
561320	Temporary help services				
	All establishments	5	c	D	D
	Establishments with 1 to 4 employees	2	X	X	X
	Establishments with 5 to 9 employees	1	X	X	X
	Establishments with 10 to 19 employees	—	X	X	X
	Establishments with 20 to 49 employees	—	X	X	X
	Establishments with 50 to 99 employees	1	X	X	X
	Establishments with 100 to 249 employees	1	X	X	X
	Establishments with 250 to 499 employees	—	X	X	X
	Establishments with 500 to 999 employees	—	X	X	X
	Establishments with 1,000 employees or more	—	X	X	X
5617	Services to buildings and dwellings				
	All establishments	102	545	2 034	12 433
	Establishments with 1 to 4 employees	85	X	X	X
	Establishments with 5 to 9 employees	8	X	X	X
	Establishments with 10 to 19 employees	3	X	X	X
	Establishments with 20 to 49 employees	4	X	X	X
	Establishments with 50 to 99 employees	1	X	X	X
	Establishments with 100 to 249 employees	1	X	X	X
	Establishments with 250 to 499 employees	—	X	X	X
	Establishments with 500 to 999 employees	—	X	X	X
	Establishments with 1,000 employees or more	—	X	X	X

See footnotes at end of table.

Table 5. Establishments, Employees, and Payroll by Industry and Employment Size of Establishments by County: 2004—Con.

[Excludes most government employees, railroad employees, and self-employed persons. Size class 1 to 4 employees includes establishments having payroll, but no employees, during mid-March pay period. For meaning of abbreviations and symbols, see introductory text. For explanation of terms, see Appendix A. For statement on reliability, see the note at the end of the table and Appendix C]

NAICS code	Geography, kind of business, and employment size class	Establishments (number)	Paid employees for pay period including March 12 (number)	First-quarter payroll (\$1,000)	Annual payroll (\$1,000)
56	WARREN—Con.				
	Administrative and support and waste management and remediation services—Con.				
561	Administrative and support services—Con.				
5617	Services to buildings and dwellings—Con.				
	All establishments—Con.				
	Establishments with 1,000 employees or more	—	X	X	X
56172	Janitorial services				
	All establishments	21	279	1 138	4 916
	Establishments with 1 to 4 employees	13	X	X	X
	Establishments with 5 to 9 employees	1	X	X	X
	Establishments with 10 to 19 employees	2	X	X	X
	Establishments with 20 to 49 employees	4	X	X	X
	Establishments with 50 to 99 employees	1	X	X	X
	Establishments with 100 to 249 employees	—	X	X	X
	Establishments with 250 to 499 employees	—	X	X	X
	Establishments with 500 to 999 employees	—	X	X	X
	Establishments with 1,000 employees or more	—	X	X	X
561720	Janitorial services				
	All establishments	21	279	1 138	4 916
	Establishments with 1 to 4 employees	13	X	X	X
	Establishments with 5 to 9 employees	1	X	X	X
	Establishments with 10 to 19 employees	2	X	X	X
	Establishments with 20 to 49 employees	4	X	X	X
	Establishments with 50 to 99 employees	1	X	X	X
	Establishments with 100 to 249 employees	—	X	X	X
	Establishments with 250 to 499 employees	—	X	X	X
	Establishments with 500 to 999 employees	—	X	X	X
	Establishments with 1,000 employees or more	—	X	X	X
56173	Landscaping services				
	All establishments	67	230	724	6 470
	Establishments with 1 to 4 employees	60	X	X	X
	Establishments with 5 to 9 employees	6	X	X	X
	Establishments with 10 to 19 employees	—	X	X	X
	Establishments with 20 to 49 employees	—	X	X	X
	Establishments with 50 to 99 employees	—	X	X	X
	Establishments with 100 to 249 employees	1	X	X	X
	Establishments with 250 to 499 employees	—	X	X	X
	Establishments with 500 to 999 employees	—	X	X	X
	Establishments with 1,000 employees or more	—	X	X	X
561730	Landscaping services				
	All establishments	67	230	724	6 470
	Establishments with 1 to 4 employees	60	X	X	X
	Establishments with 5 to 9 employees	6	X	X	X
	Establishments with 10 to 19 employees	—	X	X	X
	Establishments with 20 to 49 employees	—	X	X	X
	Establishments with 50 to 99 employees	—	X	X	X
	Establishments with 100 to 249 employees	1	X	X	X
	Establishments with 250 to 499 employees	—	X	X	X
	Establishments with 500 to 999 employees	—	X	X	X
	Establishments with 1,000 employees or more	—	X	X	X
562	Waste management and remediation services				
	All establishments	15	241	2 574	11 093
	Establishments with 1 to 4 employees	6	X	X	X
	Establishments with 5 to 9 employees	5	X	X	X
	Establishments with 10 to 19 employees	2	X	X	X
	Establishments with 20 to 49 employees	1	X	X	X
	Establishments with 50 to 99 employees	—	X	X	X
	Establishments with 100 to 249 employees	1	X	X	X
	Establishments with 250 to 499 employees	—	X	X	X
	Establishments with 500 to 999 employees	—	X	X	X
	Establishments with 1,000 employees or more	—	X	X	X
5621	Waste collection				
	All establishments	6	199	2 213	9 636
	Establishments with 1 to 4 employees	1	X	X	X
	Establishments with 5 to 9 employees	2	X	X	X
	Establishments with 10 to 19 employees	1	X	X	X
	Establishments with 20 to 49 employees	1	X	X	X
	Establishments with 50 to 99 employees	—	X	X	X
	Establishments with 100 to 249 employees	1	X	X	X
	Establishments with 250 to 499 employees	—	X	X	X
	Establishments with 500 to 999 employees	—	X	X	X
	Establishments with 1,000 employees or more	—	X	X	X
56211	Waste collection				
	All establishments	6	199	2 213	9 636
	Establishments with 1 to 4 employees	1	X	X	X
	Establishments with 5 to 9 employees	2	X	X	X
	Establishments with 10 to 19 employees	1	X	X	X
	Establishments with 20 to 49 employees	1	X	X	X
	Establishments with 50 to 99 employees	—	X	X	X
	Establishments with 100 to 249 employees	1	X	X	X
	Establishments with 250 to 499 employees	—	X	X	X

See footnotes at end of table.

Table 5. Establishments, Employees, and Payroll by Industry and Employment Size of Establishments by County: 2004—Con.

[Excludes most government employees, railroad employees, and self-employed persons. Size class 1 to 4 employees includes establishments having payroll, but no employees, during mid-March pay period. For meaning of abbreviations and symbols, see introductory text. For explanation of terms, see Appendix A. For statement on reliability, see the note at the end of the table and Appendix C]

NAICS code	Geography, kind of business, and employment size class	Establishments (number)	Paid employees for pay period including March 12 (number)	First-quarter payroll (\$1,000)	Annual payroll (\$1,000)
	WARREN—Con.				
56	Administrative and support and waste management and remediation services—Con.				
562	Waste management and remediation services—Con.				
5621	Waste collection—Con.				
56211	Waste collection—Con.				
	All establishments—Con.				
	Establishments with 500 to 999 employees	—	X	X	X
	Establishments with 1,000 employees or more	—	X	X	X
562111	Solid waste collection				
	All establishments	6	199	2 213	9 636
	Establishments with 1 to 4 employees	1	X	X	X
	Establishments with 5 to 9 employees	2	X	X	X
	Establishments with 10 to 19 employees	1	X	X	X
	Establishments with 20 to 49 employees	1	X	X	X
	Establishments with 50 to 99 employees	—	X	X	X
	Establishments with 100 to 249 employees	1	X	X	X
	Establishments with 250 to 499 employees	—	X	X	X
	Establishments with 500 to 999 employees	—	X	X	X
	Establishments with 1,000 employees or more	—	X	X	X
61	Educational services				
	All establishments	24	942	4 035	17 952
	Establishments with 1 to 4 employees	14	X	X	X
	Establishments with 5 to 9 employees	2	X	X	X
	Establishments with 10 to 19 employees	4	X	X	X
	Establishments with 20 to 49 employees	2	X	X	X
	Establishments with 50 to 99 employees	—	X	X	X
	Establishments with 100 to 249 employees	1	X	X	X
	Establishments with 250 to 499 employees	—	X	X	X
	Establishments with 500 to 999 employees	1	X	X	X
	Establishments with 1,000 employees or more	—	X	X	X
611	Educational services				
	All establishments	24	942	4 035	17 952
	Establishments with 1 to 4 employees	14	X	X	X
	Establishments with 5 to 9 employees	2	X	X	X
	Establishments with 10 to 19 employees	4	X	X	X
	Establishments with 20 to 49 employees	2	X	X	X
	Establishments with 50 to 99 employees	—	X	X	X
	Establishments with 100 to 249 employees	1	X	X	X
	Establishments with 250 to 499 employees	—	X	X	X
	Establishments with 500 to 999 employees	1	X	X	X
	Establishments with 1,000 employees or more	—	X	X	X
6111	Elementary and secondary schools				
	All establishments	5	c	D	D
	Establishments with 1 to 4 employees	3	X	X	X
	Establishments with 5 to 9 employees	—	X	X	X
	Establishments with 10 to 19 employees	—	X	X	X
	Establishments with 20 to 49 employees	1	X	X	X
	Establishments with 50 to 99 employees	—	X	X	X
	Establishments with 100 to 249 employees	1	X	X	X
	Establishments with 250 to 499 employees	—	X	X	X
	Establishments with 500 to 999 employees	—	X	X	X
	Establishments with 1,000 employees or more	—	X	X	X
61111	Elementary and secondary schools				
	All establishments	5	c	D	D
	Establishments with 1 to 4 employees	3	X	X	X
	Establishments with 5 to 9 employees	—	X	X	X
	Establishments with 10 to 19 employees	—	X	X	X
	Establishments with 20 to 49 employees	1	X	X	X
	Establishments with 50 to 99 employees	—	X	X	X
	Establishments with 100 to 249 employees	1	X	X	X
	Establishments with 250 to 499 employees	—	X	X	X
	Establishments with 500 to 999 employees	—	X	X	X
	Establishments with 1,000 employees or more	—	X	X	X
611110	Elementary and secondary schools				
	All establishments	5	c	D	D
	Establishments with 1 to 4 employees	3	X	X	X
	Establishments with 5 to 9 employees	—	X	X	X
	Establishments with 10 to 19 employees	—	X	X	X
	Establishments with 20 to 49 employees	1	X	X	X
	Establishments with 50 to 99 employees	—	X	X	X
	Establishments with 100 to 249 employees	1	X	X	X
	Establishments with 250 to 499 employees	—	X	X	X
	Establishments with 500 to 999 employees	—	X	X	X
	Establishments with 1,000 employees or more	—	X	X	X

See footnotes at end of table.

Table 5. Establishments, Employees, and Payroll by Industry and Employment Size of Establishments by County: 2004—Con.

[Excludes most government employees, railroad employees, and self-employed persons. Size class 1 to 4 employees includes establishments having payroll, but no employees, during mid-March pay period. For meaning of abbreviations and symbols, see introductory text. For explanation of terms, see Appendix A. For statement on reliability, see the note at the end of the table and Appendix C]

NAICS code	Geography, kind of business, and employment size class	Establishments (number)	Paid employees for pay period including March 12 (number)	First-quarter payroll (\$1,000)	Annual payroll (\$1,000)
	WARREN—Con.				
61	Educational services—Con.				
611	Educational services—Con.				
6113	Colleges and universities				
	All establishments	2	f	D	D
	Establishments with 1 to 4 employees	1	X	X	X
	Establishments with 5 to 9 employees	—	X	X	X
	Establishments with 10 to 19 employees	—	X	X	X
	Establishments with 20 to 49 employees	—	X	X	X
	Establishments with 50 to 99 employees	—	X	X	X
	Establishments with 100 to 249 employees	—	X	X	X
	Establishments with 250 to 499 employees	—	X	X	X
	Establishments with 500 to 999 employees	1	X	X	X
	Establishments with 1,000 employees or more	—	X	X	X
61131	Colleges and universities				
	All establishments	2	f	D	D
	Establishments with 1 to 4 employees	1	X	X	X
	Establishments with 5 to 9 employees	—	X	X	X
	Establishments with 10 to 19 employees	—	X	X	X
	Establishments with 20 to 49 employees	—	X	X	X
	Establishments with 50 to 99 employees	—	X	X	X
	Establishments with 100 to 249 employees	—	X	X	X
	Establishments with 250 to 499 employees	—	X	X	X
	Establishments with 500 to 999 employees	1	X	X	X
	Establishments with 1,000 employees or more	—	X	X	X
611310	Colleges and universities				
	All establishments	2	f	D	D
	Establishments with 1 to 4 employees	1	X	X	X
	Establishments with 5 to 9 employees	—	X	X	X
	Establishments with 10 to 19 employees	—	X	X	X
	Establishments with 20 to 49 employees	—	X	X	X
	Establishments with 50 to 99 employees	—	X	X	X
	Establishments with 100 to 249 employees	—	X	X	X
	Establishments with 250 to 499 employees	—	X	X	X
	Establishments with 500 to 999 employees	1	X	X	X
	Establishments with 1,000 employees or more	—	X	X	X
62	Health care and social assistance				
	All establishments	279	5 096	39 179	168 921
	Establishments with 1 to 4 employees	126	X	X	X
	Establishments with 5 to 9 employees	70	X	X	X
	Establishments with 10 to 19 employees	51	X	X	X
	Establishments with 20 to 49 employees	19	X	X	X
	Establishments with 50 to 99 employees	7	X	X	X
	Establishments with 100 to 249 employees	3	X	X	X
	Establishments with 250 to 499 employees	1	X	X	X
	Establishments with 500 to 999 employees	1	X	X	X
	Establishments with 1,000 employees or more	1	X	X	X
621	Ambulatory health care services				
	All establishments	196	1 290	11 735	57 068
	Establishments with 1 to 4 employees	101	X	X	X
	Establishments with 5 to 9 employees	55	X	X	X
	Establishments with 10 to 19 employees	30	X	X	X
	Establishments with 20 to 49 employees	9	X	X	X
	Establishments with 50 to 99 employees	1	X	X	X
	Establishments with 100 to 249 employees	—	X	X	X
	Establishments with 250 to 499 employees	—	X	X	X
	Establishments with 500 to 999 employees	—	X	X	X
	Establishments with 1,000 employees or more	—	X	X	X
6211	Offices of physicians				
	All establishments	96	553	6 667	34 119
	Establishments with 1 to 4 employees	53	X	X	X
	Establishments with 5 to 9 employees	27	X	X	X
	Establishments with 10 to 19 employees	13	X	X	X
	Establishments with 20 to 49 employees	3	X	X	X
	Establishments with 50 to 99 employees	—	X	X	X
	Establishments with 100 to 249 employees	—	X	X	X
	Establishments with 250 to 499 employees	—	X	X	X
	Establishments with 500 to 999 employees	—	X	X	X
	Establishments with 1,000 employees or more	—	X	X	X
62111	Offices of physicians				
	All establishments	96	553	6 667	34 119
	Establishments with 1 to 4 employees	53	X	X	X
	Establishments with 5 to 9 employees	27	X	X	X
	Establishments with 10 to 19 employees	13	X	X	X
	Establishments with 20 to 49 employees	3	X	X	X
	Establishments with 50 to 99 employees	—	X	X	X
	Establishments with 100 to 249 employees	—	X	X	X
	Establishments with 250 to 499 employees	—	X	X	X
	Establishments with 500 to 999 employees	—	X	X	X
	Establishments with 1,000 employees or more	—	X	X	X

See footnotes at end of table.

Table 5. Establishments, Employees, and Payroll by Industry and Employment Size of Establishments by County: 2004—Con.

[Excludes most government employees, railroad employees, and self-employed persons. Size class 1 to 4 employees includes establishments having payroll, but no employees, during mid-March pay period. For meaning of abbreviations and symbols, see introductory text. For explanation of terms, see Appendix A. For statement on reliability, see the note at the end of the table and Appendix C]

NAICS code	Geography, kind of business, and employment size class	Establishments (number)	Paid employees for pay period including March 12 (number)	First-quarter payroll (\$1,000)	Annual payroll (\$1,000)
WARREN—Con.					
62	Health care and social assistance—Con.				
621	Ambulatory health care services—Con.				
6211	Offices of physicians—Con.				
62111	Offices of physicians—Con.				
621111	Offices of physicians (except mental health specialists)				
	All establishments	93	f	D	D
	Establishments with 1 to 4 employees	50	X	X	X
	Establishments with 5 to 9 employees	27	X	X	X
	Establishments with 10 to 19 employees	13	X	X	X
	Establishments with 20 to 49 employees	3	X	X	X
	Establishments with 50 to 99 employees	—	X	X	X
	Establishments with 100 to 249 employees	—	X	X	X
	Establishments with 250 to 499 employees	—	X	X	X
	Establishments with 500 to 999 employees	—	X	X	X
	Establishments with 1,000 employees or more	—	X	X	X
6212	Offices of dentists				
	All establishments	46	324	2 640	12 160
	Establishments with 1 to 4 employees	19	X	X	X
	Establishments with 5 to 9 employees	17	X	X	X
	Establishments with 10 to 19 employees	8	X	X	X
	Establishments with 20 to 49 employees	2	X	X	X
	Establishments with 50 to 99 employees	—	X	X	X
	Establishments with 100 to 249 employees	—	X	X	X
	Establishments with 250 to 499 employees	—	X	X	X
	Establishments with 500 to 999 employees	—	X	X	X
	Establishments with 1,000 employees or more	—	X	X	X
62121	Offices of dentists				
	All establishments	46	324	2 640	12 160
	Establishments with 1 to 4 employees	19	X	X	X
	Establishments with 5 to 9 employees	17	X	X	X
	Establishments with 10 to 19 employees	8	X	X	X
	Establishments with 20 to 49 employees	2	X	X	X
	Establishments with 50 to 99 employees	—	X	X	X
	Establishments with 100 to 249 employees	—	X	X	X
	Establishments with 250 to 499 employees	—	X	X	X
	Establishments with 500 to 999 employees	—	X	X	X
	Establishments with 1,000 employees or more	—	X	X	X
621210	Offices of dentists				
	All establishments	46	324	2 640	12 160
	Establishments with 1 to 4 employees	19	X	X	X
	Establishments with 5 to 9 employees	17	X	X	X
	Establishments with 10 to 19 employees	8	X	X	X
	Establishments with 20 to 49 employees	2	X	X	X
	Establishments with 50 to 99 employees	—	X	X	X
	Establishments with 100 to 249 employees	—	X	X	X
	Establishments with 250 to 499 employees	—	X	X	X
	Establishments with 500 to 999 employees	—	X	X	X
	Establishments with 1,000 employees or more	—	X	X	X
6213	Offices of other health practitioners				
	All establishments	37	182	1 258	5 536
	Establishments with 1 to 4 employees	22	X	X	X
	Establishments with 5 to 9 employees	11	X	X	X
	Establishments with 10 to 19 employees	3	X	X	X
	Establishments with 20 to 49 employees	1	X	X	X
	Establishments with 50 to 99 employees	—	X	X	X
	Establishments with 100 to 249 employees	—	X	X	X
	Establishments with 250 to 499 employees	—	X	X	X
	Establishments with 500 to 999 employees	—	X	X	X
	Establishments with 1,000 employees or more	—	X	X	X
6216	Home health care services				
	All establishments	5	139	374	1 574
	Establishments with 1 to 4 employees	—	X	X	X
	Establishments with 5 to 9 employees	—	X	X	X
	Establishments with 10 to 19 employees	2	X	X	X
	Establishments with 20 to 49 employees	2	X	X	X
	Establishments with 50 to 99 employees	1	X	X	X
	Establishments with 100 to 249 employees	—	X	X	X
	Establishments with 250 to 499 employees	—	X	X	X
	Establishments with 500 to 999 employees	—	X	X	X
	Establishments with 1,000 employees or more	—	X	X	X
62161	Home health care services				
	All establishments	5	139	374	1 574
	Establishments with 1 to 4 employees	—	X	X	X
	Establishments with 5 to 9 employees	—	X	X	X
	Establishments with 10 to 19 employees	2	X	X	X
	Establishments with 20 to 49 employees	2	X	X	X
	Establishments with 50 to 99 employees	1	X	X	X
	Establishments with 100 to 249 employees	—	X	X	X
	Establishments with 250 to 499 employees	—	X	X	X
	Establishments with 500 to 999 employees	—	X	X	X
	Establishments with 1,000 employees or more	—	X	X	X

See footnotes at end of table.

Table 5. Establishments, Employees, and Payroll by Industry and Employment Size of Establishments by County: 2004—Con.

[Excludes most government employees, railroad employees, and self-employed persons. Size class 1 to 4 employees includes establishments having payroll, but no employees, during mid-March pay period. For meaning of abbreviations and symbols, see introductory text. For explanation of terms, see Appendix A. For statement on reliability, see the note at the end of the table and Appendix C]

NAICS code	Geography, kind of business, and employment size class	Establishments (number)	Paid employees for pay period including March 12 (number)	First-quarter payroll (\$1,000)	Annual payroll (\$1,000)
62	WARREN—Con.				
	Health care and social assistance—Con.				
621	Ambulatory health care services—Con.				
6216	Home health care services—Con.				
62161	Home health care services—Con.				
621610	Home health care services				
	All establishments	5	139	374	1 574
	Establishments with 1 to 4 employees	—	X	X	X
	Establishments with 5 to 9 employees	—	X	X	X
	Establishments with 10 to 19 employees	2	X	X	X
	Establishments with 20 to 49 employees	2	X	X	X
	Establishments with 50 to 99 employees	1	X	X	X
	Establishments with 100 to 249 employees	—	X	X	X
	Establishments with 250 to 499 employees	—	X	X	X
	Establishments with 500 to 999 employees	—	X	X	X
	Establishments with 1,000 employees or more	—	X	X	X
622	Hospitals				
	All establishments	2	g	D	D
	Establishments with 1 to 4 employees	—	X	X	X
	Establishments with 5 to 9 employees	—	X	X	X
	Establishments with 10 to 19 employees	—	X	X	X
	Establishments with 20 to 49 employees	—	X	X	X
	Establishments with 50 to 99 employees	—	X	X	X
	Establishments with 100 to 249 employees	—	X	X	X
	Establishments with 250 to 499 employees	—	X	X	X
	Establishments with 500 to 999 employees	1	X	X	X
	Establishments with 1,000 employees or more	1	X	X	X
6221	General medical and surgical hospitals				
	All establishments	2	g	D	D
	Establishments with 1 to 4 employees	—	X	X	X
	Establishments with 5 to 9 employees	—	X	X	X
	Establishments with 10 to 19 employees	—	X	X	X
	Establishments with 20 to 49 employees	—	X	X	X
	Establishments with 50 to 99 employees	—	X	X	X
	Establishments with 100 to 249 employees	—	X	X	X
	Establishments with 250 to 499 employees	—	X	X	X
	Establishments with 500 to 999 employees	1	X	X	X
	Establishments with 1,000 employees or more	1	X	X	X
62211	General medical and surgical hospitals				
	All establishments	2	g	D	D
	Establishments with 1 to 4 employees	—	X	X	X
	Establishments with 5 to 9 employees	—	X	X	X
	Establishments with 10 to 19 employees	—	X	X	X
	Establishments with 20 to 49 employees	—	X	X	X
	Establishments with 50 to 99 employees	—	X	X	X
	Establishments with 100 to 249 employees	—	X	X	X
	Establishments with 250 to 499 employees	—	X	X	X
	Establishments with 500 to 999 employees	1	X	X	X
	Establishments with 1,000 employees or more	1	X	X	X
622110	General medical and surgical hospitals				
	All establishments	2	g	D	D
	Establishments with 1 to 4 employees	—	X	X	X
	Establishments with 5 to 9 employees	—	X	X	X
	Establishments with 10 to 19 employees	—	X	X	X
	Establishments with 20 to 49 employees	—	X	X	X
	Establishments with 50 to 99 employees	—	X	X	X
	Establishments with 100 to 249 employees	—	X	X	X
	Establishments with 250 to 499 employees	—	X	X	X
	Establishments with 500 to 999 employees	1	X	X	X
	Establishments with 1,000 employees or more	1	X	X	X
623	Nursing and residential care facilities				
	All establishments	16	f	D	D
	Establishments with 1 to 4 employees	2	X	X	X
	Establishments with 5 to 9 employees	2	X	X	X
	Establishments with 10 to 19 employees	5	X	X	X
	Establishments with 20 to 49 employees	2	X	X	X
	Establishments with 50 to 99 employees	3	X	X	X
	Establishments with 100 to 249 employees	1	X	X	X
	Establishments with 250 to 499 employees	1	X	X	X
	Establishments with 500 to 999 employees	—	X	X	X
	Establishments with 1,000 employees or more	—	X	X	X
6231	Nursing care facilities				
	All establishments	3	c	D	D
	Establishments with 1 to 4 employees	1	X	X	X
	Establishments with 5 to 9 employees	—	X	X	X
	Establishments with 10 to 19 employees	—	X	X	X
	Establishments with 20 to 49 employees	1	X	X	X
	Establishments with 50 to 99 employees	1	X	X	X
	Establishments with 100 to 249 employees	—	X	X	X
	Establishments with 250 to 499 employees	—	X	X	X
	Establishments with 500 to 999 employees	—	X	X	X
	Establishments with 1,000 employees or more	—	X	X	X

See footnotes at end of table.

Table 5. Establishments, Employees, and Payroll by Industry and Employment Size of Establishments by County: 2004—Con.

[Excludes most government employees, railroad employees, and self-employed persons. Size class 1 to 4 employees includes establishments having payroll, but no employees, during mid-March pay period. For meaning of abbreviations and symbols, see introductory text. For explanation of terms, see Appendix A. For statement on reliability, see the note at the end of the table and Appendix C]

NAICS code	Geography, kind of business, and employment size class	Establishments (number)	Paid employees for pay period including March 12 (number)	First-quarter payroll (\$1,000)	Annual payroll (\$1,000)
	WARREN—Con.				
62	Health care and social assistance—Con.				
623	Nursing and residential care facilities—Con.				
6231	Nursing care facilities—Con.				
62311	Nursing care facilities				
	All establishments	3	c	D	D
	Establishments with 1 to 4 employees	1	X	X	X
	Establishments with 5 to 9 employees	—	X	X	X
	Establishments with 10 to 19 employees	—	X	X	X
	Establishments with 20 to 49 employees	1	X	X	X
	Establishments with 50 to 99 employees	1	X	X	X
	Establishments with 100 to 249 employees	—	X	X	X
	Establishments with 250 to 499 employees	—	X	X	X
	Establishments with 500 to 999 employees	—	X	X	X
	Establishments with 1,000 employees or more	—	X	X	X
623110	Nursing care facilities				
	All establishments	3	c	D	D
	Establishments with 1 to 4 employees	1	X	X	X
	Establishments with 5 to 9 employees	—	X	X	X
	Establishments with 10 to 19 employees	—	X	X	X
	Establishments with 20 to 49 employees	1	X	X	X
	Establishments with 50 to 99 employees	1	X	X	X
	Establishments with 100 to 249 employees	—	X	X	X
	Establishments with 250 to 499 employees	—	X	X	X
	Establishments with 500 to 999 employees	—	X	X	X
	Establishments with 1,000 employees or more	—	X	X	X
6232	Residential mental retardation, mental health and substance abuse facilities				
	All establishments	9	e	D	D
	Establishments with 1 to 4 employees	—	X	X	X
	Establishments with 5 to 9 employees	1	X	X	X
	Establishments with 10 to 19 employees	5	X	X	X
	Establishments with 20 to 49 employees	1	X	X	X
	Establishments with 50 to 99 employees	2	X	X	X
	Establishments with 100 to 249 employees	—	X	X	X
	Establishments with 250 to 499 employees	—	X	X	X
	Establishments with 500 to 999 employees	—	X	X	X
	Establishments with 1,000 employees or more	—	X	X	X
62321	Residential mental retardation facilities				
	All establishments	7	146	790	3 442
	Establishments with 1 to 4 employees	—	X	X	X
	Establishments with 5 to 9 employees	1	X	X	X
	Establishments with 10 to 19 employees	4	X	X	X
	Establishments with 20 to 49 employees	1	X	X	X
	Establishments with 50 to 99 employees	1	X	X	X
	Establishments with 100 to 249 employees	—	X	X	X
	Establishments with 250 to 499 employees	—	X	X	X
	Establishments with 500 to 999 employees	—	X	X	X
	Establishments with 1,000 employees or more	—	X	X	X
623210	Residential mental retardation facilities				
	All establishments	7	146	790	3 442
	Establishments with 1 to 4 employees	—	X	X	X
	Establishments with 5 to 9 employees	1	X	X	X
	Establishments with 10 to 19 employees	4	X	X	X
	Establishments with 20 to 49 employees	1	X	X	X
	Establishments with 50 to 99 employees	1	X	X	X
	Establishments with 100 to 249 employees	—	X	X	X
	Establishments with 250 to 499 employees	—	X	X	X
	Establishments with 500 to 999 employees	—	X	X	X
	Establishments with 1,000 employees or more	—	X	X	X
62322	Residential mental health and substance abuse facilities				
	All establishments	2	c	D	D
	Establishments with 1 to 4 employees	—	X	X	X
	Establishments with 5 to 9 employees	—	X	X	X
	Establishments with 10 to 19 employees	1	X	X	X
	Establishments with 20 to 49 employees	—	X	X	X
	Establishments with 50 to 99 employees	1	X	X	X
	Establishments with 100 to 249 employees	—	X	X	X
	Establishments with 250 to 499 employees	—	X	X	X
	Establishments with 500 to 999 employees	—	X	X	X
	Establishments with 1,000 employees or more	—	X	X	X
623220	Residential mental health and substance abuse facilities				
	All establishments	2	c	D	D
	Establishments with 1 to 4 employees	—	X	X	X
	Establishments with 5 to 9 employees	—	X	X	X
	Establishments with 10 to 19 employees	1	X	X	X
	Establishments with 20 to 49 employees	—	X	X	X
	Establishments with 50 to 99 employees	1	X	X	X
	Establishments with 100 to 249 employees	—	X	X	X
	Establishments with 250 to 499 employees	—	X	X	X
	Establishments with 500 to 999 employees	—	X	X	X
	Establishments with 1,000 employees or more	—	X	X	X

See footnotes at end of table.

Table 5. Establishments, Employees, and Payroll by Industry and Employment Size of Establishments by County: 2004—Con.

[Excludes most government employees, railroad employees, and self-employed persons. Size class 1 to 4 employees includes establishments having payroll, but no employees, during mid-March pay period. For meaning of abbreviations and symbols, see introductory text. For explanation of terms, see Appendix A. For statement on reliability, see the note at the end of the table and Appendix C]

NAICS code	Geography, kind of business, and employment size class	Establishments (number)	Paid employees for pay period including March 12 (number)	First-quarter payroll (\$1,000)	Annual payroll (\$1,000)
	WARREN—Con.				
62	Health care and social assistance—Con.				
623	Nursing and residential care facilities—Con.				
6233	Community care facilities for the elderly				
	All establishments	4	e	D	D
	Establishments with 1 to 4 employees	1	X	X	X
	Establishments with 5 to 9 employees	1	X	X	X
	Establishments with 10 to 19 employees	—	X	X	X
	Establishments with 20 to 49 employees	—	X	X	X
	Establishments with 50 to 99 employees	—	X	X	X
	Establishments with 100 to 249 employees	1	X	X	X
	Establishments with 250 to 499 employees	1	X	X	X
	Establishments with 500 to 999 employees	—	X	X	X
	Establishments with 1,000 employees or more	—	X	X	X
62331	Community care facilities for the elderly				
	All establishments	4	e	D	D
	Establishments with 1 to 4 employees	1	X	X	X
	Establishments with 5 to 9 employees	1	X	X	X
	Establishments with 10 to 19 employees	—	X	X	X
	Establishments with 20 to 49 employees	—	X	X	X
	Establishments with 50 to 99 employees	—	X	X	X
	Establishments with 100 to 249 employees	1	X	X	X
	Establishments with 250 to 499 employees	1	X	X	X
	Establishments with 500 to 999 employees	—	X	X	X
	Establishments with 1,000 employees or more	—	X	X	X
623311	Continuing care retirement communities				
	All establishments	2	e	D	D
	Establishments with 1 to 4 employees	—	X	X	X
	Establishments with 5 to 9 employees	—	X	X	X
	Establishments with 10 to 19 employees	—	X	X	X
	Establishments with 20 to 49 employees	—	X	X	X
	Establishments with 50 to 99 employees	—	X	X	X
	Establishments with 100 to 249 employees	1	X	X	X
	Establishments with 250 to 499 employees	1	X	X	X
	Establishments with 500 to 999 employees	—	X	X	X
	Establishments with 1,000 employees or more	—	X	X	X
624	Social assistance				
	All establishments	65	g	D	D
	Establishments with 1 to 4 employees	23	X	X	X
	Establishments with 5 to 9 employees	13	X	X	X
	Establishments with 10 to 19 employees	16	X	X	X
	Establishments with 20 to 49 employees	8	X	X	X
	Establishments with 50 to 99 employees	3	X	X	X
	Establishments with 100 to 249 employees	2	X	X	X
	Establishments with 250 to 499 employees	—	X	X	X
	Establishments with 500 to 999 employees	—	X	X	X
	Establishments with 1,000 employees or more	—	X	X	X
6241	Individual and family services				
	All establishments	22	526	2 903	11 934
	Establishments with 1 to 4 employees	9	X	X	X
	Establishments with 5 to 9 employees	4	X	X	X
	Establishments with 10 to 19 employees	1	X	X	X
	Establishments with 20 to 49 employees	4	X	X	X
	Establishments with 50 to 99 employees	3	X	X	X
	Establishments with 100 to 249 employees	1	X	X	X
	Establishments with 250 to 499 employees	—	X	X	X
	Establishments with 500 to 999 employees	—	X	X	X
	Establishments with 1,000 employees or more	—	X	X	X
62412	Services for the elderly and persons with disabilities				
	All establishments	7	351	1 550	6 478
	Establishments with 1 to 4 employees	1	X	X	X
	Establishments with 5 to 9 employees	—	X	X	X
	Establishments with 10 to 19 employees	1	X	X	X
	Establishments with 20 to 49 employees	3	X	X	X
	Establishments with 50 to 99 employees	1	X	X	X
	Establishments with 100 to 249 employees	1	X	X	X
	Establishments with 250 to 499 employees	—	X	X	X
	Establishments with 500 to 999 employees	—	X	X	X
	Establishments with 1,000 employees or more	—	X	X	X
624120	Services for the elderly and persons with disabilities				
	All establishments	7	351	1 550	6 478
	Establishments with 1 to 4 employees	1	X	X	X
	Establishments with 5 to 9 employees	—	X	X	X
	Establishments with 10 to 19 employees	1	X	X	X
	Establishments with 20 to 49 employees	3	X	X	X
	Establishments with 50 to 99 employees	1	X	X	X
	Establishments with 100 to 249 employees	1	X	X	X
	Establishments with 250 to 499 employees	—	X	X	X
	Establishments with 500 to 999 employees	—	X	X	X
	Establishments with 1,000 employees or more	—	X	X	X

See footnotes at end of table.

Table 5. Establishments, Employees, and Payroll by Industry and Employment Size of Establishments by County: 2004—Con.

[Excludes most government employees, railroad employees, and self-employed persons. Size class 1 to 4 employees includes establishments having payroll, but no employees, during mid-March pay period. For meaning of abbreviations and symbols, see introductory text. For explanation of terms, see Appendix A. For statement on reliability, see the note at the end of the table and Appendix C]

NAICS code	Geography, kind of business, and employment size class	Establishments (number)	Paid employees for pay period including March 12 (number)	First-quarter payroll (\$1,000)	Annual payroll (\$1,000)
WARREN—Con.					
62	Health care and social assistance—Con.				
624	Social assistance—Con.				
6241	Individual and family services—Con.				
62419	Other individual and family services				
	All establishments	13	c	D	D
	Establishments with 1 to 4 employees	6	X	X	X
	Establishments with 5 to 9 employees	4	X	X	X
	Establishments with 10 to 19 employees	—	X	X	X
	Establishments with 20 to 49 employees	1	X	X	X
	Establishments with 50 to 99 employees	2	X	X	X
	Establishments with 100 to 249 employees	—	X	X	X
	Establishments with 250 to 499 employees	—	X	X	X
	Establishments with 500 to 999 employees	—	X	X	X
	Establishments with 1,000 employees or more	—	X	X	X
624190	Other individual and family services				
	All establishments	13	c	D	D
	Establishments with 1 to 4 employees	6	X	X	X
	Establishments with 5 to 9 employees	4	X	X	X
	Establishments with 10 to 19 employees	—	X	X	X
	Establishments with 20 to 49 employees	1	X	X	X
	Establishments with 50 to 99 employees	2	X	X	X
	Establishments with 100 to 249 employees	—	X	X	X
	Establishments with 250 to 499 employees	—	X	X	X
	Establishments with 500 to 999 employees	—	X	X	X
	Establishments with 1,000 employees or more	—	X	X	X
6243	Vocational rehabilitation services				
	All establishments	2	c	D	D
	Establishments with 1 to 4 employees	—	X	X	X
	Establishments with 5 to 9 employees	—	X	X	X
	Establishments with 10 to 19 employees	1	X	X	X
	Establishments with 20 to 49 employees	—	X	X	X
	Establishments with 50 to 99 employees	—	X	X	X
	Establishments with 100 to 249 employees	1	X	X	X
	Establishments with 250 to 499 employees	—	X	X	X
	Establishments with 500 to 999 employees	—	X	X	X
	Establishments with 1,000 employees or more	—	X	X	X
62431	Vocational rehabilitation services				
	All establishments	2	c	D	D
	Establishments with 1 to 4 employees	—	X	X	X
	Establishments with 5 to 9 employees	—	X	X	X
	Establishments with 10 to 19 employees	1	X	X	X
	Establishments with 20 to 49 employees	—	X	X	X
	Establishments with 50 to 99 employees	—	X	X	X
	Establishments with 100 to 249 employees	1	X	X	X
	Establishments with 250 to 499 employees	—	X	X	X
	Establishments with 500 to 999 employees	—	X	X	X
	Establishments with 1,000 employees or more	—	X	X	X
624310	Vocational rehabilitation services				
	All establishments	2	c	D	D
	Establishments with 1 to 4 employees	—	X	X	X
	Establishments with 5 to 9 employees	—	X	X	X
	Establishments with 10 to 19 employees	1	X	X	X
	Establishments with 20 to 49 employees	—	X	X	X
	Establishments with 50 to 99 employees	—	X	X	X
	Establishments with 100 to 249 employees	1	X	X	X
	Establishments with 250 to 499 employees	—	X	X	X
	Establishments with 500 to 999 employees	—	X	X	X
	Establishments with 1,000 employees or more	—	X	X	X
6244	Child day care services				
	All establishments	35	327	1 174	4 889
	Establishments with 1 to 4 employees	12	X	X	X
	Establishments with 5 to 9 employees	8	X	X	X
	Establishments with 10 to 19 employees	12	X	X	X
	Establishments with 20 to 49 employees	3	X	X	X
	Establishments with 50 to 99 employees	—	X	X	X
	Establishments with 100 to 249 employees	—	X	X	X
	Establishments with 250 to 499 employees	—	X	X	X
	Establishments with 500 to 999 employees	—	X	X	X
	Establishments with 1,000 employees or more	—	X	X	X
62441	Child day care services				
	All establishments	35	327	1 174	4 889
	Establishments with 1 to 4 employees	12	X	X	X
	Establishments with 5 to 9 employees	8	X	X	X
	Establishments with 10 to 19 employees	12	X	X	X
	Establishments with 20 to 49 employees	3	X	X	X
	Establishments with 50 to 99 employees	—	X	X	X
	Establishments with 100 to 249 employees	—	X	X	X
	Establishments with 250 to 499 employees	—	X	X	X
	Establishments with 500 to 999 employees	—	X	X	X
	Establishments with 1,000 employees or more	—	X	X	X

See footnotes at end of table.

Table 5. Establishments, Employees, and Payroll by Industry and Employment Size of Establishments by County: 2004—Con.

[Excludes most government employees, railroad employees, and self-employed persons. Size class 1 to 4 employees includes establishments having payroll, but no employees, during mid-March pay period. For meaning of abbreviations and symbols, see introductory text. For explanation of terms, see Appendix A. For statement on reliability, see the note at the end of the table and Appendix C]

NAICS code	Geography, kind of business, and employment size class	Establishments (number)	Paid employees for pay period including March 12 (number)	First-quarter payroll (\$1,000)	Annual payroll (\$1,000)
62	WARREN—Con.				
	Health care and social assistance—Con.				
624	Social assistance—Con.				
6244	Child day care services—Con.				
62441	Child day care services—Con.				
624410	Child day care services				
	All establishments	35	327	1 174	4 889
	Establishments with 1 to 4 employees	12	X	X	X
	Establishments with 5 to 9 employees	8	X	X	X
	Establishments with 10 to 19 employees	12	X	X	X
	Establishments with 20 to 49 employees	3	X	X	X
	Establishments with 50 to 99 employees	—	X	X	X
	Establishments with 100 to 249 employees	—	X	X	X
	Establishments with 250 to 499 employees	—	X	X	X
	Establishments with 500 to 999 employees	—	X	X	X
	Establishments with 1,000 employees or more	—	X	X	X
71	Arts, entertainment, and recreation				
	All establishments	40	394	2 005	12 155
	Establishments with 1 to 4 employees	20	X	X	X
	Establishments with 5 to 9 employees	8	X	X	X
	Establishments with 10 to 19 employees	7	X	X	X
	Establishments with 20 to 49 employees	3	X	X	X
	Establishments with 50 to 99 employees	2	X	X	X
	Establishments with 100 to 249 employees	—	X	X	X
	Establishments with 250 to 499 employees	—	X	X	X
	Establishments with 500 to 999 employees	—	X	X	X
	Establishments with 1,000 employees or more	—	X	X	X
713	Amusement, gambling, and recreation industries				
	All establishments	31	e	D	D
	Establishments with 1 to 4 employees	13	X	X	X
	Establishments with 5 to 9 employees	6	X	X	X
	Establishments with 10 to 19 employees	7	X	X	X
	Establishments with 20 to 49 employees	3	X	X	X
	Establishments with 50 to 99 employees	2	X	X	X
	Establishments with 100 to 249 employees	—	X	X	X
	Establishments with 250 to 499 employees	—	X	X	X
	Establishments with 500 to 999 employees	—	X	X	X
	Establishments with 1,000 employees or more	—	X	X	X
7139	Other amusement and recreation services				
	All establishments	29	e	D	D
	Establishments with 1 to 4 employees	12	X	X	X
	Establishments with 5 to 9 employees	6	X	X	X
	Establishments with 10 to 19 employees	6	X	X	X
	Establishments with 20 to 49 employees	3	X	X	X
	Establishments with 50 to 99 employees	2	X	X	X
	Establishments with 100 to 249 employees	—	X	X	X
	Establishments with 250 to 499 employees	—	X	X	X
	Establishments with 500 to 999 employees	—	X	X	X
	Establishments with 1,000 employees or more	—	X	X	X
71391	Golf courses and country clubs				
	All establishments	7	c	D	D
	Establishments with 1 to 4 employees	1	X	X	X
	Establishments with 5 to 9 employees	2	X	X	X
	Establishments with 10 to 19 employees	2	X	X	X
	Establishments with 20 to 49 employees	1	X	X	X
	Establishments with 50 to 99 employees	1	X	X	X
	Establishments with 100 to 249 employees	—	X	X	X
	Establishments with 250 to 499 employees	—	X	X	X
	Establishments with 500 to 999 employees	—	X	X	X
	Establishments with 1,000 employees or more	—	X	X	X
713910	Golf courses and country clubs				
	All establishments	7	c	D	D
	Establishments with 1 to 4 employees	1	X	X	X
	Establishments with 5 to 9 employees	2	X	X	X
	Establishments with 10 to 19 employees	2	X	X	X
	Establishments with 20 to 49 employees	1	X	X	X
	Establishments with 50 to 99 employees	1	X	X	X
	Establishments with 100 to 249 employees	—	X	X	X
	Establishments with 250 to 499 employees	—	X	X	X
	Establishments with 500 to 999 employees	—	X	X	X
	Establishments with 1,000 employees or more	—	X	X	X
71394	Fitness and recreational sports centers				
	All establishments	16	139	421	1 855
	Establishments with 1 to 4 employees	7	X	X	X
	Establishments with 5 to 9 employees	4	X	X	X
	Establishments with 10 to 19 employees	3	X	X	X
	Establishments with 20 to 49 employees	2	X	X	X
	Establishments with 50 to 99 employees	—	X	X	X
	Establishments with 100 to 249 employees	—	X	X	X
	Establishments with 250 to 499 employees	—	X	X	X
	Establishments with 500 to 999 employees	—	X	X	X
	Establishments with 1,000 employees or more	—	X	X	X

See footnotes at end of table.

Table 5. Establishments, Employees, and Payroll by Industry and Employment Size of Establishments by County: 2004—Con.

[Excludes most government employees, railroad employees, and self-employed persons. Size class 1 to 4 employees includes establishments having payroll, but no employees, during mid-March pay period. For meaning of abbreviations and symbols, see introductory text. For explanation of terms, see Appendix A. For statement on reliability, see the note at the end of the table and Appendix C]

NAICS code	Geography, kind of business, and employment size class	Establishments (number)	Paid employees for pay period including March 12 (number)	First-quarter payroll (\$1,000)	Annual payroll (\$1,000)
	WARREN—Con.				
71	Arts, entertainment, and recreation—Con.				
713	Amusement, gambling, and recreation industries—Con.				
7139	Other amusement and recreation services—Con.				
71394	Fitness and recreational sports centers—Con.				
713940	Fitness and recreational sports centers				
	All establishments	16	139	421	1 855
	Establishments with 1 to 4 employees	7	X	X	X
	Establishments with 5 to 9 employees	4	X	X	X
	Establishments with 10 to 19 employees	3	X	X	X
	Establishments with 20 to 49 employees	2	X	X	X
	Establishments with 50 to 99 employees	—	X	X	X
	Establishments with 100 to 249 employees	—	X	X	X
	Establishments with 250 to 499 employees	—	X	X	X
	Establishments with 500 to 999 employees	—	X	X	X
	Establishments with 1,000 employees or more	—	X	X	X
72	Accommodation and food services				
	All establishments	232	2 265	7 147	30 378
	Establishments with 1 to 4 employees	112	X	X	X
	Establishments with 5 to 9 employees	52	X	X	X
	Establishments with 10 to 19 employees	34	X	X	X
	Establishments with 20 to 49 employees	25	X	X	X
	Establishments with 50 to 99 employees	9	X	X	X
	Establishments with 100 to 249 employees	—	X	X	X
	Establishments with 250 to 499 employees	—	X	X	X
	Establishments with 500 to 999 employees	—	X	X	X
	Establishments with 1,000 employees or more	—	X	X	X
721	Accommodation				
	All establishments	18	152	537	2 862
	Establishments with 1 to 4 employees	10	X	X	X
	Establishments with 5 to 9 employees	3	X	X	X
	Establishments with 10 to 19 employees	1	X	X	X
	Establishments with 20 to 49 employees	4	X	X	X
	Establishments with 50 to 99 employees	—	X	X	X
	Establishments with 100 to 249 employees	—	X	X	X
	Establishments with 250 to 499 employees	—	X	X	X
	Establishments with 500 to 999 employees	—	X	X	X
	Establishments with 1,000 employees or more	—	X	X	X
722	Food services and drinking places				
	All establishments	214	2 113	6 610	27 516
	Establishments with 1 to 4 employees	102	X	X	X
	Establishments with 5 to 9 employees	49	X	X	X
	Establishments with 10 to 19 employees	33	X	X	X
	Establishments with 20 to 49 employees	21	X	X	X
	Establishments with 50 to 99 employees	9	X	X	X
	Establishments with 100 to 249 employees	—	X	X	X
	Establishments with 250 to 499 employees	—	X	X	X
	Establishments with 500 to 999 employees	—	X	X	X
	Establishments with 1,000 employees or more	—	X	X	X
7221	Full-service restaurants				
	All establishments	71	848	2 619	10 689
	Establishments with 1 to 4 employees	29	X	X	X
	Establishments with 5 to 9 employees	16	X	X	X
	Establishments with 10 to 19 employees	15	X	X	X
	Establishments with 20 to 49 employees	6	X	X	X
	Establishments with 50 to 99 employees	5	X	X	X
	Establishments with 100 to 249 employees	—	X	X	X
	Establishments with 250 to 499 employees	—	X	X	X
	Establishments with 500 to 999 employees	—	X	X	X
	Establishments with 1,000 employees or more	—	X	X	X
72211	Full-service restaurants				
	All establishments	71	848	2 619	10 689
	Establishments with 1 to 4 employees	29	X	X	X
	Establishments with 5 to 9 employees	16	X	X	X
	Establishments with 10 to 19 employees	15	X	X	X
	Establishments with 20 to 49 employees	6	X	X	X
	Establishments with 50 to 99 employees	5	X	X	X
	Establishments with 100 to 249 employees	—	X	X	X
	Establishments with 250 to 499 employees	—	X	X	X
	Establishments with 500 to 999 employees	—	X	X	X
	Establishments with 1,000 employees or more	—	X	X	X
722110	Full-service restaurants				
	All establishments	71	848	2 619	10 689
	Establishments with 1 to 4 employees	29	X	X	X
	Establishments with 5 to 9 employees	16	X	X	X
	Establishments with 10 to 19 employees	15	X	X	X
	Establishments with 20 to 49 employees	6	X	X	X
	Establishments with 50 to 99 employees	5	X	X	X
	Establishments with 100 to 249 employees	—	X	X	X
	Establishments with 250 to 499 employees	—	X	X	X
	Establishments with 500 to 999 employees	—	X	X	X
	Establishments with 1,000 employees or more	—	X	X	X

See footnotes at end of table.

Table 5. Establishments, Employees, and Payroll by Industry and Employment Size of Establishments by County: 2004—Con.

[Excludes most government employees, railroad employees, and self-employed persons. Size class 1 to 4 employees includes establishments having payroll, but no employees, during mid-March pay period. For meaning of abbreviations and symbols, see introductory text. For explanation of terms, see Appendix A. For statement on reliability, see the note at the end of the table and Appendix C]

NAICS code	Geography, kind of business, and employment size class	Establishments (number)	Paid employees for pay period including March 12 (number)	First-quarter payroll (\$1,000)	Annual payroll (\$1,000)
72	WARREN—Con.				
	Accommodation and food services—Con.				
722	Food services and drinking places—Con.				
7222	Limited-service eating places				
	All establishments	107	1 000	2 706	11 479
	Establishments with 1 to 4 employees	55	X	X	X
	Establishments with 5 to 9 employees	22	X	X	X
	Establishments with 10 to 19 employees	13	X	X	X
	Establishments with 20 to 49 employees	14	X	X	X
	Establishments with 50 to 99 employees	3	X	X	X
	Establishments with 100 to 249 employees	—	X	X	X
	Establishments with 250 to 499 employees	—	X	X	X
	Establishments with 500 to 999 employees	—	X	X	X
	Establishments with 1,000 employees or more	—	X	X	X
72221	Limited-service eating places				
	All establishments	107	1 000	2 706	11 479
	Establishments with 1 to 4 employees	55	X	X	X
	Establishments with 5 to 9 employees	22	X	X	X
	Establishments with 10 to 19 employees	13	X	X	X
	Establishments with 20 to 49 employees	14	X	X	X
	Establishments with 50 to 99 employees	3	X	X	X
	Establishments with 100 to 249 employees	—	X	X	X
	Establishments with 250 to 499 employees	—	X	X	X
	Establishments with 500 to 999 employees	—	X	X	X
	Establishments with 1,000 employees or more	—	X	X	X
722211	Limited-service restaurants				
	All establishments	87	737	1 956	8 382
	Establishments with 1 to 4 employees	45	X	X	X
	Establishments with 5 to 9 employees	18	X	X	X
	Establishments with 10 to 19 employees	11	X	X	X
	Establishments with 20 to 49 employees	12	X	X	X
	Establishments with 50 to 99 employees	1	X	X	X
	Establishments with 100 to 249 employees	—	X	X	X
	Establishments with 250 to 499 employees	—	X	X	X
	Establishments with 500 to 999 employees	—	X	X	X
	Establishments with 1,000 employees or more	—	X	X	X
722213	Snack and nonalcoholic beverage bars				
	All establishments	19	e	D	D
	Establishments with 1 to 4 employees	10	X	X	X
	Establishments with 5 to 9 employees	3	X	X	X
	Establishments with 10 to 19 employees	2	X	X	X
	Establishments with 20 to 49 employees	2	X	X	X
	Establishments with 50 to 99 employees	2	X	X	X
	Establishments with 100 to 249 employees	—	X	X	X
	Establishments with 250 to 499 employees	—	X	X	X
	Establishments with 500 to 999 employees	—	X	X	X
	Establishments with 1,000 employees or more	—	X	X	X
7223	Special food services				
	All establishments	15	166	878	3 591
	Establishments with 1 to 4 employees	5	X	X	X
	Establishments with 5 to 9 employees	5	X	X	X
	Establishments with 10 to 19 employees	3	X	X	X
	Establishments with 20 to 49 employees	1	X	X	X
	Establishments with 50 to 99 employees	1	X	X	X
	Establishments with 100 to 249 employees	—	X	X	X
	Establishments with 250 to 499 employees	—	X	X	X
	Establishments with 500 to 999 employees	—	X	X	X
	Establishments with 1,000 employees or more	—	X	X	X
72231	Food service contractors				
	All establishments	12	c	D	D
	Establishments with 1 to 4 employees	4	X	X	X
	Establishments with 5 to 9 employees	5	X	X	X
	Establishments with 10 to 19 employees	2	X	X	X
	Establishments with 20 to 49 employees	—	X	X	X
	Establishments with 50 to 99 employees	1	X	X	X
	Establishments with 100 to 249 employees	—	X	X	X
	Establishments with 250 to 499 employees	—	X	X	X
	Establishments with 500 to 999 employees	—	X	X	X
	Establishments with 1,000 employees or more	—	X	X	X
722310	Food service contractors				
	All establishments	12	c	D	D
	Establishments with 1 to 4 employees	4	X	X	X
	Establishments with 5 to 9 employees	5	X	X	X
	Establishments with 10 to 19 employees	2	X	X	X
	Establishments with 20 to 49 employees	—	X	X	X
	Establishments with 50 to 99 employees	1	X	X	X
	Establishments with 100 to 249 employees	—	X	X	X
	Establishments with 250 to 499 employees	—	X	X	X
	Establishments with 500 to 999 employees	—	X	X	X
	Establishments with 1,000 employees or more	—	X	X	X

See footnotes at end of table.

Table 5. Establishments, Employees, and Payroll by Industry and Employment Size of Establishments by County: 2004—Con.

[Excludes most government employees, railroad employees, and self-employed persons. Size class 1 to 4 employees includes establishments having payroll, but no employees, during mid-March pay period. For meaning of abbreviations and symbols, see introductory text. For explanation of terms, see Appendix A. For statement on reliability, see the note at the end of the table and Appendix C]

NAICS code	Geography, kind of business, and employment size class	Establishments (number)	Paid employees for pay period including March 12 (number)	First-quarter payroll (\$1,000)	Annual payroll (\$1,000)
	WARREN—Con.				
81	Other services (except public administration)				
	All establishments	313	1 516	7 959	34 379
	Establishments with 1 to 4 employees	197	X	X	X
	Establishments with 5 to 9 employees	76	X	X	X
	Establishments with 10 to 19 employees	30	X	X	X
	Establishments with 20 to 49 employees	10	X	X	X
	Establishments with 50 to 99 employees	—	X	X	X
	Establishments with 100 to 249 employees	—	X	X	X
	Establishments with 250 to 499 employees	—	X	X	X
	Establishments with 500 to 999 employees	—	X	X	X
	Establishments with 1,000 employees or more	—	X	X	X
811	Repair and maintenance				
	All establishments	98	422	2 991	13 000
	Establishments with 1 to 4 employees	60	X	X	X
	Establishments with 5 to 9 employees	25	X	X	X
	Establishments with 10 to 19 employees	12	X	X	X
	Establishments with 20 to 49 employees	1	X	X	X
	Establishments with 50 to 99 employees	—	X	X	X
	Establishments with 100 to 249 employees	—	X	X	X
	Establishments with 250 to 499 employees	—	X	X	X
	Establishments with 500 to 999 employees	—	X	X	X
	Establishments with 1,000 employees or more	—	X	X	X
8111	Automotive repair and maintenance				
	All establishments	79	361	2 618	11 221
	Establishments with 1 to 4 employees	45	X	X	X
	Establishments with 5 to 9 employees	24	X	X	X
	Establishments with 10 to 19 employees	9	X	X	X
	Establishments with 20 to 49 employees	1	X	X	X
	Establishments with 50 to 99 employees	—	X	X	X
	Establishments with 100 to 249 employees	—	X	X	X
	Establishments with 250 to 499 employees	—	X	X	X
	Establishments with 500 to 999 employees	—	X	X	X
	Establishments with 1,000 employees or more	—	X	X	X
81111	Automotive mechanical and electrical repair and maintenance				
	All establishments	38	181	1 311	5 564
	Establishments with 1 to 4 employees	20	X	X	X
	Establishments with 5 to 9 employees	14	X	X	X
	Establishments with 10 to 19 employees	3	X	X	X
	Establishments with 20 to 49 employees	1	X	X	X
	Establishments with 50 to 99 employees	—	X	X	X
	Establishments with 100 to 249 employees	—	X	X	X
	Establishments with 250 to 499 employees	—	X	X	X
	Establishments with 500 to 999 employees	—	X	X	X
	Establishments with 1,000 employees or more	—	X	X	X
811111	General automotive repair				
	All establishments	35	167	1 212	5 088
	Establishments with 1 to 4 employees	19	X	X	X
	Establishments with 5 to 9 employees	12	X	X	X
	Establishments with 10 to 19 employees	3	X	X	X
	Establishments with 20 to 49 employees	1	X	X	X
	Establishments with 50 to 99 employees	—	X	X	X
	Establishments with 100 to 249 employees	—	X	X	X
	Establishments with 250 to 499 employees	—	X	X	X
	Establishments with 500 to 999 employees	—	X	X	X
	Establishments with 1,000 employees or more	—	X	X	X
81112	Automotive body, paint, interior, and glass repair				
	All establishments	28	125	1 088	4 727
	Establishments with 1 to 4 employees	18	X	X	X
	Establishments with 5 to 9 employees	5	X	X	X
	Establishments with 10 to 19 employees	5	X	X	X
	Establishments with 20 to 49 employees	—	X	X	X
	Establishments with 50 to 99 employees	—	X	X	X
	Establishments with 100 to 249 employees	—	X	X	X
	Establishments with 250 to 499 employees	—	X	X	X
	Establishments with 500 to 999 employees	—	X	X	X
	Establishments with 1,000 employees or more	—	X	X	X
811121	Automotive body, paint, and interior repair and maintenance				
	All establishments	21	117	991	4 392
	Establishments with 1 to 4 employees	11	X	X	X
	Establishments with 5 to 9 employees	5	X	X	X
	Establishments with 10 to 19 employees	5	X	X	X
	Establishments with 20 to 49 employees	—	X	X	X
	Establishments with 50 to 99 employees	—	X	X	X
	Establishments with 100 to 249 employees	—	X	X	X
	Establishments with 250 to 499 employees	—	X	X	X
	Establishments with 500 to 999 employees	—	X	X	X
	Establishments with 1,000 employees or more	—	X	X	X

See footnotes at end of table.

Table 5. Establishments, Employees, and Payroll by Industry and Employment Size of Establishments by County: 2004—Con.

[Excludes most government employees, railroad employees, and self-employed persons. Size class 1 to 4 employees includes establishments having payroll, but no employees, during mid-March pay period. For meaning of abbreviations and symbols, see introductory text. For explanation of terms, see Appendix A. For statement on reliability, see the note at the end of the table and Appendix C]

NAICS code	Geography, kind of business, and employment size class	Establishments (number)	Paid employees for pay period including March 12 (number)	First-quarter payroll (\$1,000)	Annual payroll (\$1,000)
	WARREN—Con.				
81	Other services (except public administration)—Con.				
812	Personal and laundry services				
	All establishments	118	470	1 888	8 265
	Establishments with 1 to 4 employees	76	X	X	X
	Establishments with 5 to 9 employees	32	X	X	X
	Establishments with 10 to 19 employees	8	X	X	X
	Establishments with 20 to 49 employees	2	X	X	X
	Establishments with 50 to 99 employees	—	X	X	X
	Establishments with 100 to 249 employees	—	X	X	X
	Establishments with 250 to 499 employees	—	X	X	X
	Establishments with 500 to 999 employees	—	X	X	X
	Establishments with 1,000 employees or more	—	X	X	X
8121	Personal care services				
	All establishments	72	306	1 077	4 732
	Establishments with 1 to 4 employees	42	X	X	X
	Establishments with 5 to 9 employees	24	X	X	X
	Establishments with 10 to 19 employees	5	X	X	X
	Establishments with 20 to 49 employees	1	X	X	X
	Establishments with 50 to 99 employees	—	X	X	X
	Establishments with 100 to 249 employees	—	X	X	X
	Establishments with 250 to 499 employees	—	X	X	X
	Establishments with 500 to 999 employees	—	X	X	X
	Establishments with 1,000 employees or more	—	X	X	X
81211	Hair, nail, and skin care services				
	All establishments	65	282	1 031	4 525
	Establishments with 1 to 4 employees	37	X	X	X
	Establishments with 5 to 9 employees	22	X	X	X
	Establishments with 10 to 19 employees	5	X	X	X
	Establishments with 20 to 49 employees	1	X	X	X
	Establishments with 50 to 99 employees	—	X	X	X
	Establishments with 100 to 249 employees	—	X	X	X
	Establishments with 250 to 499 employees	—	X	X	X
	Establishments with 500 to 999 employees	—	X	X	X
	Establishments with 1,000 employees or more	—	X	X	X
812112	Beauty salons				
	All establishments	58	268	980	4 299
	Establishments with 1 to 4 employees	32	X	X	X
	Establishments with 5 to 9 employees	20	X	X	X
	Establishments with 10 to 19 employees	5	X	X	X
	Establishments with 20 to 49 employees	1	X	X	X
	Establishments with 50 to 99 employees	—	X	X	X
	Establishments with 100 to 249 employees	—	X	X	X
	Establishments with 250 to 499 employees	—	X	X	X
	Establishments with 500 to 999 employees	—	X	X	X
	Establishments with 1,000 employees or more	—	X	X	X
813	Religious, grantmaking, civic, professional, and similar organizations				
	All establishments	97	624	3 080	13 114
	Establishments with 1 to 4 employees	61	X	X	X
	Establishments with 5 to 9 employees	19	X	X	X
	Establishments with 10 to 19 employees	10	X	X	X
	Establishments with 20 to 49 employees	7	X	X	X
	Establishments with 50 to 99 employees	—	X	X	X
	Establishments with 100 to 249 employees	—	X	X	X
	Establishments with 250 to 499 employees	—	X	X	X
	Establishments with 500 to 999 employees	—	X	X	X
	Establishments with 1,000 employees or more	—	X	X	X
8131	Religious organizations				
	All establishments	62	451	2 066	8 490
	Establishments with 1 to 4 employees	36	X	X	X
	Establishments with 5 to 9 employees	14	X	X	X
	Establishments with 10 to 19 employees	7	X	X	X
	Establishments with 20 to 49 employees	5	X	X	X
	Establishments with 50 to 99 employees	—	X	X	X
	Establishments with 100 to 249 employees	—	X	X	X
	Establishments with 250 to 499 employees	—	X	X	X
	Establishments with 500 to 999 employees	—	X	X	X
	Establishments with 1,000 employees or more	—	X	X	X
81311	Religious organizations				
	All establishments	62	451	2 066	8 490
	Establishments with 1 to 4 employees	36	X	X	X
	Establishments with 5 to 9 employees	14	X	X	X
	Establishments with 10 to 19 employees	7	X	X	X
	Establishments with 20 to 49 employees	5	X	X	X
	Establishments with 50 to 99 employees	—	X	X	X
	Establishments with 100 to 249 employees	—	X	X	X
	Establishments with 250 to 499 employees	—	X	X	X
	Establishments with 500 to 999 employees	—	X	X	X
	Establishments with 1,000 employees or more	—	X	X	X

See footnotes at end of table.

Table 5. Establishments, Employees, and Payroll by Industry and Employment Size of Establishments by County: 2004—Con.

[Excludes most government employees, railroad employees, and self-employed persons. Size class 1 to 4 employees includes establishments having payroll, but no employees, during mid-March pay period. For meaning of abbreviations and symbols, see introductory text. For explanation of terms, see Appendix A. For statement on reliability, see the note at the end of the table and Appendix C]

NAICS code	Geography, kind of business, and employment size class	Establishments (number)	Paid employees for pay period including March 12 (number)	First-quarter payroll (\$1,000)	Annual payroll (\$1,000)
	WARREN—Con.				
81	Other services (except public administration)—Con.				
813	Religious, grantmaking, civic, professional, and similar organizations—Con.				
8131	Religious organizations—Con.				
81311	Religious organizations—Con.				
813110	Religious organizations				
	All establishments	62	451	2 066	8 490
	Establishments with 1 to 4 employees	36	X	X	X
	Establishments with 5 to 9 employees	14	X	X	X
	Establishments with 10 to 19 employees	7	X	X	X
	Establishments with 20 to 49 employees	5	X	X	X
	Establishments with 50 to 99 employees	—	X	X	X
	Establishments with 100 to 249 employees	—	X	X	X
	Establishments with 250 to 499 employees	—	X	X	X
	Establishments with 500 to 999 employees	—	X	X	X
	Establishments with 1,000 employees or more	—	X	X	X
99	Industries not classified				
	All establishments	22	a	D	D
	Establishments with 1 to 4 employees	22	X	X	X
	Establishments with 5 to 9 employees	—	X	X	X
	Establishments with 10 to 19 employees	—	X	X	X
	Establishments with 20 to 49 employees	—	X	X	X
	Establishments with 50 to 99 employees	—	X	X	X
	Establishments with 100 to 249 employees	—	X	X	X
	Establishments with 250 to 499 employees	—	X	X	X
	Establishments with 500 to 999 employees	—	X	X	X
	Establishments with 1,000 employees or more	—	X	X	X
	STATEWIDE NEW JERSEY				
	Total for all sectors				
	All establishments	177	22 127	220 815	892 237
	Establishments with 1 to 4 employees	89	X	X	X
	Establishments with 5 to 9 employees	26	X	X	X
	Establishments with 10 to 19 employees	15	X	X	X
	Establishments with 20 to 49 employees	9	X	X	X
	Establishments with 50 to 99 employees	11	X	X	X
	Establishments with 100 to 249 employees	10	X	X	X
	Establishments with 250 to 499 employees	9	X	X	X
	Establishments with 500 to 999 employees	3	X	X	X
	Establishments with 1,000 employees or more	5	X	X	X
21	Mining				
	All establishments	5	c	D	D
	Establishments with 1 to 4 employees	1	X	X	X
	Establishments with 5 to 9 employees	1	X	X	X
	Establishments with 10 to 19 employees	2	X	X	X
	Establishments with 20 to 49 employees	—	X	X	X
	Establishments with 50 to 99 employees	1	X	X	X
	Establishments with 100 to 249 employees	—	X	X	X
	Establishments with 250 to 499 employees	—	X	X	X
	Establishments with 500 to 999 employees	—	X	X	X
	Establishments with 1,000 employees or more	—	X	X	X
213	Support activities for mining				
	All establishments	5	c	D	D
	Establishments with 1 to 4 employees	1	X	X	X
	Establishments with 5 to 9 employees	1	X	X	X
	Establishments with 10 to 19 employees	2	X	X	X
	Establishments with 20 to 49 employees	—	X	X	X
	Establishments with 50 to 99 employees	1	X	X	X
	Establishments with 100 to 249 employees	—	X	X	X
	Establishments with 250 to 499 employees	—	X	X	X
	Establishments with 500 to 999 employees	—	X	X	X
	Establishments with 1,000 employees or more	—	X	X	X
2131	Support activities for mining				
	All establishments	5	c	D	D
	Establishments with 1 to 4 employees	1	X	X	X
	Establishments with 5 to 9 employees	1	X	X	X
	Establishments with 10 to 19 employees	2	X	X	X
	Establishments with 20 to 49 employees	—	X	X	X
	Establishments with 50 to 99 employees	1	X	X	X
	Establishments with 100 to 249 employees	—	X	X	X
	Establishments with 250 to 499 employees	—	X	X	X
	Establishments with 500 to 999 employees	—	X	X	X
	Establishments with 1,000 employees or more	—	X	X	X

See footnotes at end of table.

Table 5. Establishments, Employees, and Payroll by Industry and Employment Size of Establishments by County: 2004—Con.

[Excludes most government employees, railroad employees, and self-employed persons. Size class 1 to 4 employees includes establishments having payroll, but no employees, during mid-March pay period. For meaning of abbreviations and symbols, see introductory text. For explanation of terms, see Appendix A. For statement on reliability, see the note at the end of the table and Appendix C]

NAICS code	Geography, kind of business, and employment size class	Establishments (number)	Paid employees for pay period including March 12 (number)	First-quarter payroll (\$1,000)	Annual payroll (\$1,000)
	STATEWIDE NEW JERSEY—Con.				
21	Mining—Con.				
213	Support activities for mining—Con.				
2131	Support activities for mining—Con.				
21311	Support activities for mining				
	All establishments	5	c	D	D
	Establishments with 1 to 4 employees	1	X	X	X
	Establishments with 5 to 9 employees	1	X	X	X
	Establishments with 10 to 19 employees	2	X	X	X
	Establishments with 20 to 49 employees	—	X	X	X
	Establishments with 50 to 99 employees	1	X	X	X
	Establishments with 100 to 249 employees	—	X	X	X
	Establishments with 250 to 499 employees	—	X	X	X
	Establishments with 500 to 999 employees	—	X	X	X
	Establishments with 1,000 employees or more	—	X	X	X
213112	Support activities for oil and gas operations				
	All establishments	4	c	D	D
	Establishments with 1 to 4 employees	—	X	X	X
	Establishments with 5 to 9 employees	1	X	X	X
	Establishments with 10 to 19 employees	2	X	X	X
	Establishments with 20 to 49 employees	—	X	X	X
	Establishments with 50 to 99 employees	1	X	X	X
	Establishments with 100 to 249 employees	—	X	X	X
	Establishments with 250 to 499 employees	—	X	X	X
	Establishments with 500 to 999 employees	—	X	X	X
	Establishments with 1,000 employees or more	—	X	X	X
22	Utilities				
	All establishments	1	a	D	D
	Establishments with 1 to 4 employees	1	X	X	X
	Establishments with 5 to 9 employees	—	X	X	X
	Establishments with 10 to 19 employees	—	X	X	X
	Establishments with 20 to 49 employees	—	X	X	X
	Establishments with 50 to 99 employees	—	X	X	X
	Establishments with 100 to 249 employees	—	X	X	X
	Establishments with 250 to 499 employees	—	X	X	X
	Establishments with 500 to 999 employees	—	X	X	X
	Establishments with 1,000 employees or more	—	X	X	X
23	Construction				
	All establishments	2	b	D	D
	Establishments with 1 to 4 employees	1	X	X	X
	Establishments with 5 to 9 employees	—	X	X	X
	Establishments with 10 to 19 employees	—	X	X	X
	Establishments with 20 to 49 employees	—	X	X	X
	Establishments with 50 to 99 employees	1	X	X	X
	Establishments with 100 to 249 employees	—	X	X	X
	Establishments with 250 to 499 employees	—	X	X	X
	Establishments with 500 to 999 employees	—	X	X	X
	Establishments with 1,000 employees or more	—	X	X	X
42	Wholesale trade				
	All establishments	45	1 622	38 840	150 829
	Establishments with 1 to 4 employees	23	X	X	X
	Establishments with 5 to 9 employees	5	X	X	X
	Establishments with 10 to 19 employees	4	X	X	X
	Establishments with 20 to 49 employees	6	X	X	X
	Establishments with 50 to 99 employees	2	X	X	X
	Establishments with 100 to 249 employees	4	X	X	X
	Establishments with 250 to 499 employees	1	X	X	X
	Establishments with 500 to 999 employees	—	X	X	X
	Establishments with 1,000 employees or more	—	X	X	X
423	Durable goods merchant wholesalers				
	All establishments	24	670	17 010	62 065
	Establishments with 1 to 4 employees	15	X	X	X
	Establishments with 5 to 9 employees	1	X	X	X
	Establishments with 10 to 19 employees	1	X	X	X
	Establishments with 20 to 49 employees	3	X	X	X
	Establishments with 50 to 99 employees	2	X	X	X
	Establishments with 100 to 249 employees	2	X	X	X
	Establishments with 250 to 499 employees	—	X	X	X
	Establishments with 500 to 999 employees	—	X	X	X
	Establishments with 1,000 employees or more	—	X	X	X
4234	Professional and commercial equipment and supplies merchant wholesalers				
	All establishments	11	383	7 408	28 192
	Establishments with 1 to 4 employees	5	X	X	X
	Establishments with 5 to 9 employees	1	X	X	X
	Establishments with 10 to 19 employees	1	X	X	X
	Establishments with 20 to 49 employees	1	X	X	X
	Establishments with 50 to 99 employees	2	X	X	X
	Establishments with 100 to 249 employees	1	X	X	X
	Establishments with 250 to 499 employees	—	X	X	X
	Establishments with 500 to 999 employees	—	X	X	X
	Establishments with 1,000 employees or more	—	X	X	X

See footnotes at end of table.

Table 5. Establishments, Employees, and Payroll by Industry and Employment Size of Establishments by County: 2004—Con.

[Excludes most government employees, railroad employees, and self-employed persons. Size class 1 to 4 employees includes establishments having payroll, but no employees, during mid-March pay period. For meaning of abbreviations and symbols, see introductory text. For explanation of terms, see Appendix A. For statement on reliability, see the note at the end of the table and Appendix C]

NAICS code	Geography, kind of business, and employment size class	Establishments (number)	Paid employees for pay period including March 12 (number)	First-quarter payroll (\$1,000)	Annual payroll (\$1,000)
	STATEWIDE NEW JERSEY—Con.				
42	Wholesale trade—Con.				
423	Durable goods merchant wholesalers—Con.				
4234	Professional and commercial equipment and supplies merchant wholesalers—Con.				
42342	Office equipment merchant wholesalers				
	All establishments	4	e	D	D
	Establishments with 1 to 4 employees	2	X	X	X
	Establishments with 5 to 9 employees	—	X	X	X
	Establishments with 10 to 19 employees	—	X	X	X
	Establishments with 20 to 49 employees	—	X	X	X
	Establishments with 50 to 99 employees	1	X	X	X
	Establishments with 100 to 249 employees	1	X	X	X
	Establishments with 250 to 499 employees	—	X	X	X
	Establishments with 500 to 999 employees	—	X	X	X
	Establishments with 1,000 employees or more	—	X	X	X
423420	Office equipment merchant wholesalers				
	All establishments	4	e	D	D
	Establishments with 1 to 4 employees	2	X	X	X
	Establishments with 5 to 9 employees	—	X	X	X
	Establishments with 10 to 19 employees	—	X	X	X
	Establishments with 20 to 49 employees	—	X	X	X
	Establishments with 50 to 99 employees	1	X	X	X
	Establishments with 100 to 249 employees	1	X	X	X
	Establishments with 250 to 499 employees	—	X	X	X
	Establishments with 500 to 999 employees	—	X	X	X
	Establishments with 1,000 employees or more	—	X	X	X
4236	Electrical and electronic goods merchant wholesalers				
	All establishments	5	271	9 218	32 366
	Establishments with 1 to 4 employees	2	X	X	X
	Establishments with 5 to 9 employees	—	X	X	X
	Establishments with 10 to 19 employees	—	X	X	X
	Establishments with 20 to 49 employees	2	X	X	X
	Establishments with 50 to 99 employees	—	X	X	X
	Establishments with 100 to 249 employees	1	X	X	X
	Establishments with 250 to 499 employees	—	X	X	X
	Establishments with 500 to 999 employees	—	X	X	X
	Establishments with 1,000 employees or more	—	X	X	X
42369	Other electronic parts and equipment merchant wholesalers				
	All establishments	5	271	9 218	32 366
	Establishments with 1 to 4 employees	2	X	X	X
	Establishments with 5 to 9 employees	—	X	X	X
	Establishments with 10 to 19 employees	—	X	X	X
	Establishments with 20 to 49 employees	2	X	X	X
	Establishments with 50 to 99 employees	—	X	X	X
	Establishments with 100 to 249 employees	1	X	X	X
	Establishments with 250 to 499 employees	—	X	X	X
	Establishments with 500 to 999 employees	—	X	X	X
	Establishments with 1,000 employees or more	—	X	X	X
423690	Other electronic parts and equipment merchant wholesalers				
	All establishments	5	271	9 218	32 366
	Establishments with 1 to 4 employees	2	X	X	X
	Establishments with 5 to 9 employees	—	X	X	X
	Establishments with 10 to 19 employees	—	X	X	X
	Establishments with 20 to 49 employees	2	X	X	X
	Establishments with 50 to 99 employees	—	X	X	X
	Establishments with 100 to 249 employees	1	X	X	X
	Establishments with 250 to 499 employees	—	X	X	X
	Establishments with 500 to 999 employees	—	X	X	X
	Establishments with 1,000 employees or more	—	X	X	X
424	Nondurable goods merchant wholesalers				
	All establishments	17	903	19 978	83 547
	Establishments with 1 to 4 employees	7	X	X	X
	Establishments with 5 to 9 employees	3	X	X	X
	Establishments with 10 to 19 employees	2	X	X	X
	Establishments with 20 to 49 employees	2	X	X	X
	Establishments with 50 to 99 employees	—	X	X	X
	Establishments with 100 to 249 employees	2	X	X	X
	Establishments with 250 to 499 employees	1	X	X	X
	Establishments with 500 to 999 employees	—	X	X	X
	Establishments with 1,000 employees or more	—	X	X	X
4242	Drugs and druggists' sundries merchant wholesalers				
	All establishments	3	782	17 500	72 148
	Establishments with 1 to 4 employees	—	X	X	X
	Establishments with 5 to 9 employees	—	X	X	X
	Establishments with 10 to 19 employees	—	X	X	X
	Establishments with 20 to 49 employees	—	X	X	X
	Establishments with 50 to 99 employees	—	X	X	X
	Establishments with 100 to 249 employees	2	X	X	X
	Establishments with 250 to 499 employees	1	X	X	X
	Establishments with 500 to 999 employees	—	X	X	X
	Establishments with 1,000 employees or more	—	X	X	X

See footnotes at end of table.

Table 5. Establishments, Employees, and Payroll by Industry and Employment Size of Establishments by County: 2004—Con.

[Excludes most government employees, railroad employees, and self-employed persons. Size class 1 to 4 employees includes establishments having payroll, but no employees, during mid-March pay period. For meaning of abbreviations and symbols, see introductory text. For explanation of terms, see Appendix A. For statement on reliability, see the note at the end of the table and Appendix C]

NAICS code	Geography, kind of business, and employment size class	Establishments (number)	Paid employees for pay period including March 12 (number)	First-quarter payroll (\$1,000)	Annual payroll (\$1,000)
	STATEWIDE NEW JERSEY—Con.				
42	Wholesale trade—Con.				
424	Nondurable goods merchant wholesalers—Con.				
4242	Drugs and druggists' sundries merchant wholesalers—Con.				
42421	Drugs and druggists' sundries merchant wholesalers				
	All establishments	3	782	17 500	72 148
	Establishments with 1 to 4 employees	—	X	X	X
	Establishments with 5 to 9 employees	—	X	X	X
	Establishments with 10 to 19 employees	—	X	X	X
	Establishments with 20 to 49 employees	—	X	X	X
	Establishments with 50 to 99 employees	—	X	X	X
	Establishments with 100 to 249 employees	2	X	X	X
	Establishments with 250 to 499 employees	1	X	X	X
	Establishments with 500 to 999 employees	—	X	X	X
	Establishments with 1,000 employees or more	—	X	X	X
424210	Drugs and druggists' sundries merchant wholesalers				
	All establishments	3	782	17 500	72 148
	Establishments with 1 to 4 employees	—	X	X	X
	Establishments with 5 to 9 employees	—	X	X	X
	Establishments with 10 to 19 employees	—	X	X	X
	Establishments with 20 to 49 employees	—	X	X	X
	Establishments with 50 to 99 employees	—	X	X	X
	Establishments with 100 to 249 employees	2	X	X	X
	Establishments with 250 to 499 employees	1	X	X	X
	Establishments with 500 to 999 employees	—	X	X	X
	Establishments with 1,000 employees or more	—	X	X	X
48-49	Transportation and warehousing				
	All establishments	1	a	D	D
	Establishments with 1 to 4 employees	—	X	X	X
	Establishments with 5 to 9 employees	—	X	X	X
	Establishments with 10 to 19 employees	1	X	X	X
	Establishments with 20 to 49 employees	—	X	X	X
	Establishments with 50 to 99 employees	—	X	X	X
	Establishments with 100 to 249 employees	—	X	X	X
	Establishments with 250 to 499 employees	—	X	X	X
	Establishments with 500 to 999 employees	—	X	X	X
	Establishments with 1,000 employees or more	—	X	X	X
51	Information				
	All establishments	7	132	2 050	7 463
	Establishments with 1 to 4 employees	4	X	X	X
	Establishments with 5 to 9 employees	2	X	X	X
	Establishments with 10 to 19 employees	—	X	X	X
	Establishments with 20 to 49 employees	—	X	X	X
	Establishments with 50 to 99 employees	—	X	X	X
	Establishments with 100 to 249 employees	1	X	X	X
	Establishments with 250 to 499 employees	—	X	X	X
	Establishments with 500 to 999 employees	—	X	X	X
	Establishments with 1,000 employees or more	—	X	X	X
517	Telecommunications				
	All establishments	3	118	1 661	6 078
	Establishments with 1 to 4 employees	1	X	X	X
	Establishments with 5 to 9 employees	1	X	X	X
	Establishments with 10 to 19 employees	—	X	X	X
	Establishments with 20 to 49 employees	—	X	X	X
	Establishments with 50 to 99 employees	—	X	X	X
	Establishments with 100 to 249 employees	1	X	X	X
	Establishments with 250 to 499 employees	—	X	X	X
	Establishments with 500 to 999 employees	—	X	X	X
	Establishments with 1,000 employees or more	—	X	X	X
5175	Cable and other program distribution				
	All establishments	1	c	D	D
	Establishments with 1 to 4 employees	—	X	X	X
	Establishments with 5 to 9 employees	—	X	X	X
	Establishments with 10 to 19 employees	—	X	X	X
	Establishments with 20 to 49 employees	—	X	X	X
	Establishments with 50 to 99 employees	—	X	X	X
	Establishments with 100 to 249 employees	1	X	X	X
	Establishments with 250 to 499 employees	—	X	X	X
	Establishments with 500 to 999 employees	—	X	X	X
	Establishments with 1,000 employees or more	—	X	X	X
51751	Cable and other program distribution				
	All establishments	1	c	D	D
	Establishments with 1 to 4 employees	—	X	X	X
	Establishments with 5 to 9 employees	—	X	X	X
	Establishments with 10 to 19 employees	—	X	X	X
	Establishments with 20 to 49 employees	—	X	X	X
	Establishments with 50 to 99 employees	—	X	X	X
	Establishments with 100 to 249 employees	1	X	X	X
	Establishments with 250 to 499 employees	—	X	X	X
	Establishments with 500 to 999 employees	—	X	X	X
	Establishments with 1,000 employees or more	—	X	X	X

See footnotes at end of table.

Table 5. Establishments, Employees, and Payroll by Industry and Employment Size of Establishments by County: 2004—Con.

[Excludes most government employees, railroad employees, and self-employed persons. Size class 1 to 4 employees includes establishments having payroll, but no employees, during mid-March pay period. For meaning of abbreviations and symbols, see introductory text. For explanation of terms, see Appendix A. For statement on reliability, see the note at the end of the table and Appendix C]

NAICS code	Geography, kind of business, and employment size class	Establishments (number)	Paid employees for pay period including March 12 (number)	First-quarter payroll (\$1,000)	Annual payroll (\$1,000)
	STATEWIDE NEW JERSEY—Con.				
51	Information—Con.				
517	Telecommunications—Con.				
5175	Cable and other program distribution—Con.				
51751	Cable and other program distribution—Con.				
517510	Cable and other program distribution				
	All establishments	1	c	D	D
	Establishments with 1 to 4 employees	—	X	X	X
	Establishments with 5 to 9 employees	—	X	X	X
	Establishments with 10 to 19 employees	—	X	X	X
	Establishments with 20 to 49 employees	—	X	X	X
	Establishments with 50 to 99 employees	—	X	X	X
	Establishments with 100 to 249 employees	1	X	X	X
	Establishments with 250 to 499 employees	—	X	X	X
	Establishments with 500 to 999 employees	—	X	X	X
	Establishments with 1,000 employees or more	—	X	X	X
52	Finance and insurance				
	All establishments	58	1 219	17 020	67 130
	Establishments with 1 to 4 employees	39	X	X	X
	Establishments with 5 to 9 employees	6	X	X	X
	Establishments with 10 to 19 employees	6	X	X	X
	Establishments with 20 to 49 employees	—	X	X	X
	Establishments with 50 to 99 employees	4	X	X	X
	Establishments with 100 to 249 employees	2	X	X	X
	Establishments with 250 to 499 employees	1	X	X	X
	Establishments with 500 to 999 employees	—	X	X	X
	Establishments with 1,000 employees or more	—	X	X	X
522	Credit intermediation and related activities				
	All establishments	28	c	D	D
	Establishments with 1 to 4 employees	20	X	X	X
	Establishments with 5 to 9 employees	5	X	X	X
	Establishments with 10 to 19 employees	3	X	X	X
	Establishments with 20 to 49 employees	—	X	X	X
	Establishments with 50 to 99 employees	—	X	X	X
	Establishments with 100 to 249 employees	—	X	X	X
	Establishments with 250 to 499 employees	—	X	X	X
	Establishments with 500 to 999 employees	—	X	X	X
	Establishments with 1,000 employees or more	—	X	X	X
524	Insurance carriers and related activities				
	All establishments	25	1 106	13 526	54 520
	Establishments with 1 to 4 employees	14	X	X	X
	Establishments with 5 to 9 employees	1	X	X	X
	Establishments with 10 to 19 employees	3	X	X	X
	Establishments with 20 to 49 employees	—	X	X	X
	Establishments with 50 to 99 employees	4	X	X	X
	Establishments with 100 to 249 employees	2	X	X	X
	Establishments with 250 to 499 employees	1	X	X	X
	Establishments with 500 to 999 employees	—	X	X	X
	Establishments with 1,000 employees or more	—	X	X	X
5241	Insurance carriers				
	All establishments	20	e	D	D
	Establishments with 1 to 4 employees	12	X	X	X
	Establishments with 5 to 9 employees	1	X	X	X
	Establishments with 10 to 19 employees	3	X	X	X
	Establishments with 20 to 49 employees	—	X	X	X
	Establishments with 50 to 99 employees	4	X	X	X
	Establishments with 100 to 249 employees	—	X	X	X
	Establishments with 250 to 499 employees	—	X	X	X
	Establishments with 500 to 999 employees	—	X	X	X
	Establishments with 1,000 employees or more	—	X	X	X
52411	Direct life, health, and medical insurance carriers				
	All establishments	11	220	2 824	11 276
	Establishments with 1 to 4 employees	5	X	X	X
	Establishments with 5 to 9 employees	—	X	X	X
	Establishments with 10 to 19 employees	3	X	X	X
	Establishments with 20 to 49 employees	—	X	X	X
	Establishments with 50 to 99 employees	3	X	X	X
	Establishments with 100 to 249 employees	—	X	X	X
	Establishments with 250 to 499 employees	—	X	X	X
	Establishments with 500 to 999 employees	—	X	X	X
	Establishments with 1,000 employees or more	—	X	X	X
524113	Direct life insurance carriers				
	All establishments	11	220	2 824	11 276
	Establishments with 1 to 4 employees	5	X	X	X
	Establishments with 5 to 9 employees	—	X	X	X
	Establishments with 10 to 19 employees	3	X	X	X
	Establishments with 20 to 49 employees	—	X	X	X
	Establishments with 50 to 99 employees	3	X	X	X
	Establishments with 100 to 249 employees	—	X	X	X
	Establishments with 250 to 499 employees	—	X	X	X
	Establishments with 500 to 999 employees	—	X	X	X
	Establishments with 1,000 employees or more	—	X	X	X

See footnotes at end of table.

Table 5. Establishments, Employees, and Payroll by Industry and Employment Size of Establishments by County: 2004—Con.

[Excludes most government employees, railroad employees, and self-employed persons. Size class 1 to 4 employees includes establishments having payroll, but no employees, during mid-March pay period. For meaning of abbreviations and symbols, see introductory text. For explanation of terms, see Appendix A. For statement on reliability, see the note at the end of the table and Appendix C]

NAICS code	Geography, kind of business, and employment size class	Establishments (number)	Paid employees for pay period including March 12 (number)	First-quarter payroll (\$1,000)	Annual payroll (\$1,000)
STATEWIDE NEW JERSEY—Con.					
52	Finance and insurance—Con.				
524	Insurance carriers and related activities—Con.				
5241	Insurance carriers—Con.				
52412	Direct insurance (except life, health, and medical) carriers				
	All establishments	7	c	D	D
	Establishments with 1 to 4 employees	5	X	X	X
	Establishments with 5 to 9 employees	1	X	X	X
	Establishments with 10 to 19 employees	—	X	X	X
	Establishments with 20 to 49 employees	—	X	X	X
	Establishments with 50 to 99 employees	1	X	X	X
	Establishments with 100 to 249 employees	—	X	X	X
	Establishments with 250 to 499 employees	—	X	X	X
	Establishments with 500 to 999 employees	—	X	X	X
	Establishments with 1,000 employees or more	—	X	X	X
524126	Direct property and casualty insurance carriers				
	All establishments	7	c	D	D
	Establishments with 1 to 4 employees	5	X	X	X
	Establishments with 5 to 9 employees	1	X	X	X
	Establishments with 10 to 19 employees	—	X	X	X
	Establishments with 20 to 49 employees	—	X	X	X
	Establishments with 50 to 99 employees	1	X	X	X
	Establishments with 100 to 249 employees	—	X	X	X
	Establishments with 250 to 499 employees	—	X	X	X
	Establishments with 500 to 999 employees	—	X	X	X
	Establishments with 1,000 employees or more	—	X	X	X
5242	Agencies, brokerages, and other insurance related activities				
	All establishments	5	f	D	D
	Establishments with 1 to 4 employees	2	X	X	X
	Establishments with 5 to 9 employees	—	X	X	X
	Establishments with 10 to 19 employees	—	X	X	X
	Establishments with 20 to 49 employees	—	X	X	X
	Establishments with 50 to 99 employees	—	X	X	X
	Establishments with 100 to 249 employees	2	X	X	X
	Establishments with 250 to 499 employees	1	X	X	X
	Establishments with 500 to 999 employees	—	X	X	X
	Establishments with 1,000 employees or more	—	X	X	X
52421	Insurance agencies and brokerages				
	All establishments	4	769	7 923	34 488
	Establishments with 1 to 4 employees	1	X	X	X
	Establishments with 5 to 9 employees	—	X	X	X
	Establishments with 10 to 19 employees	—	X	X	X
	Establishments with 20 to 49 employees	—	X	X	X
	Establishments with 50 to 99 employees	—	X	X	X
	Establishments with 100 to 249 employees	2	X	X	X
	Establishments with 250 to 499 employees	1	X	X	X
	Establishments with 500 to 999 employees	—	X	X	X
	Establishments with 1,000 employees or more	—	X	X	X
524210	Insurance agencies and brokerages				
	All establishments	4	769	7 923	34 488
	Establishments with 1 to 4 employees	1	X	X	X
	Establishments with 5 to 9 employees	—	X	X	X
	Establishments with 10 to 19 employees	—	X	X	X
	Establishments with 20 to 49 employees	—	X	X	X
	Establishments with 50 to 99 employees	—	X	X	X
	Establishments with 100 to 249 employees	2	X	X	X
	Establishments with 250 to 499 employees	1	X	X	X
	Establishments with 500 to 999 employees	—	X	X	X
	Establishments with 1,000 employees or more	—	X	X	X
53	Real estate and rental and leasing				
	All establishments	1	a	D	D
	Establishments with 1 to 4 employees	—	X	X	X
	Establishments with 5 to 9 employees	1	X	X	X
	Establishments with 10 to 19 employees	—	X	X	X
	Establishments with 20 to 49 employees	—	X	X	X
	Establishments with 50 to 99 employees	—	X	X	X
	Establishments with 100 to 249 employees	—	X	X	X
	Establishments with 250 to 499 employees	—	X	X	X
	Establishments with 500 to 999 employees	—	X	X	X
	Establishments with 1,000 employees or more	—	X	X	X
54	Professional, scientific, and technical services				
	All establishments	24	2 411	27 007	109 567
	Establishments with 1 to 4 employees	12	X	X	X
	Establishments with 5 to 9 employees	5	X	X	X
	Establishments with 10 to 19 employees	2	X	X	X
	Establishments with 20 to 49 employees	1	X	X	X
	Establishments with 50 to 99 employees	1	X	X	X
	Establishments with 100 to 249 employees	1	X	X	X
	Establishments with 250 to 499 employees	—	X	X	X
	Establishments with 500 to 999 employees	1	X	X	X
	Establishments with 1,000 employees or more	1	X	X	X

See footnotes at end of table.

Table 5. Establishments, Employees, and Payroll by Industry and Employment Size of Establishments by County: 2004—Con.

[Excludes most government employees, railroad employees, and self-employed persons. Size class 1 to 4 employees includes establishments having payroll, but no employees, during mid-March pay period. For meaning of abbreviations and symbols, see introductory text. For explanation of terms, see Appendix A. For statement on reliability, see the note at the end of the table and Appendix C]

NAICS code	Geography, kind of business, and employment size class	Establishments (number)	Paid employees for pay period including March 12 (number)	First-quarter payroll (\$1,000)	Annual payroll (\$1,000)
STATEWIDE NEW JERSEY—Con.					
54	Professional, scientific, and technical services—Con.				
541	Professional, scientific, and technical services				
	All establishments	24	2 411	27 007	109 567
	Establishments with 1 to 4 employees	12	X	X	X
	Establishments with 5 to 9 employees	5	X	X	X
	Establishments with 10 to 19 employees	2	X	X	X
	Establishments with 20 to 49 employees	1	X	X	X
	Establishments with 50 to 99 employees	1	X	X	X
	Establishments with 100 to 249 employees	1	X	X	X
	Establishments with 250 to 499 employees	—	X	X	X
	Establishments with 500 to 999 employees	1	X	X	X
	Establishments with 1,000 employees or more	1	X	X	X
5412	Accounting, tax preparation, bookkeeping, and payroll services				
	All establishments	2	g	D	D
	Establishments with 1 to 4 employees	—	X	X	X
	Establishments with 5 to 9 employees	—	X	X	X
	Establishments with 10 to 19 employees	—	X	X	X
	Establishments with 20 to 49 employees	—	X	X	X
	Establishments with 50 to 99 employees	—	X	X	X
	Establishments with 100 to 249 employees	—	X	X	X
	Establishments with 250 to 499 employees	—	X	X	X
	Establishments with 500 to 999 employees	1	X	X	X
	Establishments with 1,000 employees or more	1	X	X	X
54121	Accounting, tax preparation, bookkeeping, and payroll services				
	All establishments	2	g	D	D
	Establishments with 1 to 4 employees	—	X	X	X
	Establishments with 5 to 9 employees	—	X	X	X
	Establishments with 10 to 19 employees	—	X	X	X
	Establishments with 20 to 49 employees	—	X	X	X
	Establishments with 50 to 99 employees	—	X	X	X
	Establishments with 100 to 249 employees	—	X	X	X
	Establishments with 250 to 499 employees	—	X	X	X
	Establishments with 500 to 999 employees	1	X	X	X
	Establishments with 1,000 employees or more	1	X	X	X
541214	Payroll services				
	All establishments	2	g	D	D
	Establishments with 1 to 4 employees	—	X	X	X
	Establishments with 5 to 9 employees	—	X	X	X
	Establishments with 10 to 19 employees	—	X	X	X
	Establishments with 20 to 49 employees	—	X	X	X
	Establishments with 50 to 99 employees	—	X	X	X
	Establishments with 100 to 249 employees	—	X	X	X
	Establishments with 250 to 499 employees	—	X	X	X
	Establishments with 500 to 999 employees	1	X	X	X
	Establishments with 1,000 employees or more	1	X	X	X
5415	Computer systems design and related services				
	All establishments	15	153	2 435	9 312
	Establishments with 1 to 4 employees	11	X	X	X
	Establishments with 5 to 9 employees	2	X	X	X
	Establishments with 10 to 19 employees	—	X	X	X
	Establishments with 20 to 49 employees	1	X	X	X
	Establishments with 50 to 99 employees	—	X	X	X
	Establishments with 100 to 249 employees	1	X	X	X
	Establishments with 250 to 499 employees	—	X	X	X
	Establishments with 500 to 999 employees	—	X	X	X
	Establishments with 1,000 employees or more	—	X	X	X
54151	Computer systems design and related services				
	All establishments	15	153	2 435	9 312
	Establishments with 1 to 4 employees	11	X	X	X
	Establishments with 5 to 9 employees	2	X	X	X
	Establishments with 10 to 19 employees	—	X	X	X
	Establishments with 20 to 49 employees	1	X	X	X
	Establishments with 50 to 99 employees	—	X	X	X
	Establishments with 100 to 249 employees	1	X	X	X
	Establishments with 250 to 499 employees	—	X	X	X
	Establishments with 500 to 999 employees	—	X	X	X
	Establishments with 1,000 employees or more	—	X	X	X
541519	Other computer related services				
	All establishments	1	c	D	D
	Establishments with 1 to 4 employees	—	X	X	X
	Establishments with 5 to 9 employees	—	X	X	X
	Establishments with 10 to 19 employees	—	X	X	X
	Establishments with 20 to 49 employees	—	X	X	X
	Establishments with 50 to 99 employees	—	X	X	X
	Establishments with 100 to 249 employees	1	X	X	X
	Establishments with 250 to 499 employees	—	X	X	X
	Establishments with 500 to 999 employees	—	X	X	X
	Establishments with 1,000 employees or more	—	X	X	X

See footnotes at end of table.

Table 5. Establishments, Employees, and Payroll by Industry and Employment Size of Establishments by County: 2004—Con.

[Excludes most government employees, railroad employees, and self-employed persons. Size class 1 to 4 employees includes establishments having payroll, but no employees, during mid-March pay period. For meaning of abbreviations and symbols, see introductory text. For explanation of terms, see Appendix A. For statement on reliability, see the note at the end of the table and Appendix C]

NAICS code	Geography, kind of business, and employment size class	Establishments (number)	Paid employees for pay period including March 12 (number)	First-quarter payroll (\$1,000)	Annual payroll (\$1,000)
	STATEWIDE NEW JERSEY—Con.				
55	Management of companies and enterprises				
	All establishments	6	b	D	D
	Establishments with 1 to 4 employees	5	X	X	X
	Establishments with 5 to 9 employees	-	X	X	X
	Establishments with 10 to 19 employees	-	X	X	X
	Establishments with 20 to 49 employees	-	X	X	X
	Establishments with 50 to 99 employees	1	X	X	X
	Establishments with 100 to 249 employees	-	X	X	X
	Establishments with 250 to 499 employees	-	X	X	X
	Establishments with 500 to 999 employees	-	X	X	X
	Establishments with 1,000 employees or more	-	X	X	X
56	Administrative and support and waste management and remediation services				
	All establishments	20	15 912	128 553	531 537
	Establishments with 1 to 4 employees	2	X	X	X
	Establishments with 5 to 9 employees	3	X	X	X
	Establishments with 10 to 19 employees	-	X	X	X
	Establishments with 20 to 49 employees	1	X	X	X
	Establishments with 50 to 99 employees	-	X	X	X
	Establishments with 100 to 249 employees	2	X	X	X
	Establishments with 250 to 499 employees	6	X	X	X
	Establishments with 500 to 999 employees	2	X	X	X
	Establishments with 1,000 employees or more	4	X	X	X
561	Administrative and support services				
	All establishments	20	15 912	128 553	531 537
	Establishments with 1 to 4 employees	2	X	X	X
	Establishments with 5 to 9 employees	3	X	X	X
	Establishments with 10 to 19 employees	-	X	X	X
	Establishments with 20 to 49 employees	1	X	X	X
	Establishments with 50 to 99 employees	-	X	X	X
	Establishments with 100 to 249 employees	2	X	X	X
	Establishments with 250 to 499 employees	6	X	X	X
	Establishments with 500 to 999 employees	2	X	X	X
	Establishments with 1,000 employees or more	4	X	X	X
5613	Employment services				
	All establishments	13	j	D	D
	Establishments with 1 to 4 employees	-	X	X	X
	Establishments with 5 to 9 employees	1	X	X	X
	Establishments with 10 to 19 employees	-	X	X	X
	Establishments with 20 to 49 employees	-	X	X	X
	Establishments with 50 to 99 employees	-	X	X	X
	Establishments with 100 to 249 employees	-	X	X	X
	Establishments with 250 to 499 employees	6	X	X	X
	Establishments with 500 to 999 employees	2	X	X	X
	Establishments with 1,000 employees or more	4	X	X	X
56132	Temporary help services				
	All establishments	2	f	D	D
	Establishments with 1 to 4 employees	-	X	X	X
	Establishments with 5 to 9 employees	-	X	X	X
	Establishments with 10 to 19 employees	-	X	X	X
	Establishments with 20 to 49 employees	-	X	X	X
	Establishments with 50 to 99 employees	-	X	X	X
	Establishments with 100 to 249 employees	-	X	X	X
	Establishments with 250 to 499 employees	2	X	X	X
	Establishments with 500 to 999 employees	-	X	X	X
	Establishments with 1,000 employees or more	-	X	X	X
561320	Temporary help services				
	All establishments	2	f	D	D
	Establishments with 1 to 4 employees	-	X	X	X
	Establishments with 5 to 9 employees	-	X	X	X
	Establishments with 10 to 19 employees	-	X	X	X
	Establishments with 20 to 49 employees	-	X	X	X
	Establishments with 50 to 99 employees	-	X	X	X
	Establishments with 100 to 249 employees	-	X	X	X
	Establishments with 250 to 499 employees	2	X	X	X
	Establishments with 500 to 999 employees	-	X	X	X
	Establishments with 1,000 employees or more	-	X	X	X
56133	Professional employer organizations				
	All establishments	11	14 845	114 847	476 985
	Establishments with 1 to 4 employees	-	X	X	X
	Establishments with 5 to 9 employees	1	X	X	X
	Establishments with 10 to 19 employees	-	X	X	X
	Establishments with 20 to 49 employees	-	X	X	X
	Establishments with 50 to 99 employees	-	X	X	X
	Establishments with 100 to 249 employees	-	X	X	X
	Establishments with 250 to 499 employees	4	X	X	X
	Establishments with 500 to 999 employees	2	X	X	X
	Establishments with 1,000 employees or more	4	X	X	X

See footnotes at end of table.

Table 5. Establishments, Employees, and Payroll by Industry and Employment Size of Establishments by County: 2004—Con.

[Excludes most government employees, railroad employees, and self-employed persons. Size class 1 to 4 employees includes establishments having payroll, but no employees, during mid-March pay period. For meaning of abbreviations and symbols, see introductory text. For explanation of terms, see Appendix A. For statement on reliability, see the note at the end of the table and Appendix C]

NAICS code	Geography, kind of business, and employment size class	Establishments (number)	Paid employees for pay period including March 12 (number)	First-quarter payroll (\$1,000)	Annual payroll (\$1,000)
	STATEWIDE NEW JERSEY—Con.				
56	Administrative and support and waste management and remediation services—Con.				
561	Administrative and support services—Con.				
5613	Employment services—Con.				
56133	Professional employer organizations—Con.				
561330	Professional employer organizations				
	All establishments	11	14 845	114 847	476 985
	Establishments with 1 to 4 employees	—	X	X	X
	Establishments with 5 to 9 employees	1	X	X	X
	Establishments with 10 to 19 employees	—	X	X	X
	Establishments with 20 to 49 employees	—	X	X	X
	Establishments with 50 to 99 employees	—	X	X	X
	Establishments with 100 to 249 employees	—	X	X	X
	Establishments with 250 to 499 employees	4	X	X	X
	Establishments with 500 to 999 employees	2	X	X	X
	Establishments with 1,000 employees or more	4	X	X	X
5614	Business support services				
	All establishments	3	e	D	D
	Establishments with 1 to 4 employees	—	X	X	X
	Establishments with 5 to 9 employees	—	X	X	X
	Establishments with 10 to 19 employees	—	X	X	X
	Establishments with 20 to 49 employees	1	X	X	X
	Establishments with 50 to 99 employees	—	X	X	X
	Establishments with 100 to 249 employees	2	X	X	X
	Establishments with 250 to 499 employees	—	X	X	X
	Establishments with 500 to 999 employees	—	X	X	X
	Establishments with 1,000 employees or more	—	X	X	X
56142	Telephone call centers				
	All establishments	2	e	D	D
	Establishments with 1 to 4 employees	—	X	X	X
	Establishments with 5 to 9 employees	—	X	X	X
	Establishments with 10 to 19 employees	—	X	X	X
	Establishments with 20 to 49 employees	1	X	X	X
	Establishments with 50 to 99 employees	—	X	X	X
	Establishments with 100 to 249 employees	1	X	X	X
	Establishments with 250 to 499 employees	—	X	X	X
	Establishments with 500 to 999 employees	—	X	X	X
	Establishments with 1,000 employees or more	—	X	X	X
561422	Telemarketing bureaus				
	All establishments	2	e	D	D
	Establishments with 1 to 4 employees	—	X	X	X
	Establishments with 5 to 9 employees	—	X	X	X
	Establishments with 10 to 19 employees	—	X	X	X
	Establishments with 20 to 49 employees	1	X	X	X
	Establishments with 50 to 99 employees	—	X	X	X
	Establishments with 100 to 249 employees	1	X	X	X
	Establishments with 250 to 499 employees	—	X	X	X
	Establishments with 500 to 999 employees	—	X	X	X
	Establishments with 1,000 employees or more	—	X	X	X
56143	Business service centers				
	All establishments	1	c	D	D
	Establishments with 1 to 4 employees	—	X	X	X
	Establishments with 5 to 9 employees	—	X	X	X
	Establishments with 10 to 19 employees	—	X	X	X
	Establishments with 20 to 49 employees	—	X	X	X
	Establishments with 50 to 99 employees	—	X	X	X
	Establishments with 100 to 249 employees	1	X	X	X
	Establishments with 250 to 499 employees	—	X	X	X
	Establishments with 500 to 999 employees	—	X	X	X
	Establishments with 1,000 employees or more	—	X	X	X
561439	Other business service centers (including copy shops)				
	All establishments	1	c	D	D
	Establishments with 1 to 4 employees	—	X	X	X
	Establishments with 5 to 9 employees	—	X	X	X
	Establishments with 10 to 19 employees	—	X	X	X
	Establishments with 20 to 49 employees	—	X	X	X
	Establishments with 50 to 99 employees	—	X	X	X
	Establishments with 100 to 249 employees	1	X	X	X
	Establishments with 250 to 499 employees	—	X	X	X
	Establishments with 500 to 999 employees	—	X	X	X
	Establishments with 1,000 employees or more	—	X	X	X
61	Educational services				
	All establishments	1	b	D	D
	Establishments with 1 to 4 employees	—	X	X	X
	Establishments with 5 to 9 employees	—	X	X	X
	Establishments with 10 to 19 employees	—	X	X	X
	Establishments with 20 to 49 employees	1	X	X	X
	Establishments with 50 to 99 employees	—	X	X	X
	Establishments with 100 to 249 employees	—	X	X	X
	Establishments with 250 to 499 employees	—	X	X	X

See footnotes at end of table.

Table 5. Establishments, Employees, and Payroll by Industry and Employment Size of Establishments by County: 2004—Con.

[Excludes most government employees, railroad employees, and self-employed persons. Size class 1 to 4 employees includes establishments having payroll, but no employees, during mid-March pay period. For meaning of abbreviations and symbols, see introductory text. For explanation of terms, see Appendix A. For statement on reliability, see the note at the end of the table and Appendix C]

NAICS code	Geography, kind of business, and employment size class	Establishments (number)	Paid employees for pay period including March 12 (number)	First-quarter payroll (\$1,000)	Annual payroll (\$1,000)
	STATEWIDE NEW JERSEY—Con.				
61	Educational services—Con.				
	All establishments—Con.				
	Establishments with 500 to 999 employees	—	X	X	X
	Establishments with 1,000 employees or more	—	X	X	X
62	Health care and social assistance				
	All establishments	4	e	D	D
	Establishments with 1 to 4 employees	1	X	X	X
	Establishments with 5 to 9 employees	1	X	X	X
	Establishments with 10 to 19 employees	—	X	X	X
	Establishments with 20 to 49 employees	—	X	X	X
	Establishments with 50 to 99 employees	1	X	X	X
	Establishments with 100 to 249 employees	—	X	X	X
	Establishments with 250 to 499 employees	1	X	X	X
	Establishments with 500 to 999 employees	—	X	X	X
	Establishments with 1,000 employees or more	—	X	X	X
624	Social assistance				
	All establishments	1	e	D	D
	Establishments with 1 to 4 employees	—	X	X	X
	Establishments with 5 to 9 employees	—	X	X	X
	Establishments with 10 to 19 employees	—	X	X	X
	Establishments with 20 to 49 employees	—	X	X	X
	Establishments with 50 to 99 employees	—	X	X	X
	Establishments with 100 to 249 employees	—	X	X	X
	Establishments with 250 to 499 employees	1	X	X	X
	Establishments with 500 to 999 employees	—	X	X	X
	Establishments with 1,000 employees or more	—	X	X	X
6241	Individual and family services				
	All establishments	1	e	D	D
	Establishments with 1 to 4 employees	—	X	X	X
	Establishments with 5 to 9 employees	—	X	X	X
	Establishments with 10 to 19 employees	—	X	X	X
	Establishments with 20 to 49 employees	—	X	X	X
	Establishments with 50 to 99 employees	—	X	X	X
	Establishments with 100 to 249 employees	—	X	X	X
	Establishments with 250 to 499 employees	1	X	X	X
	Establishments with 500 to 999 employees	—	X	X	X
	Establishments with 1,000 employees or more	—	X	X	X
62412	Services for the elderly and persons with disabilities				
	All establishments	1	e	D	D
	Establishments with 1 to 4 employees	—	X	X	X
	Establishments with 5 to 9 employees	—	X	X	X
	Establishments with 10 to 19 employees	—	X	X	X
	Establishments with 20 to 49 employees	—	X	X	X
	Establishments with 50 to 99 employees	—	X	X	X
	Establishments with 100 to 249 employees	—	X	X	X
	Establishments with 250 to 499 employees	1	X	X	X
	Establishments with 500 to 999 employees	—	X	X	X
	Establishments with 1,000 employees or more	—	X	X	X
624120	Services for the elderly and persons with disabilities				
	All establishments	1	e	D	D
	Establishments with 1 to 4 employees	—	X	X	X
	Establishments with 5 to 9 employees	—	X	X	X
	Establishments with 10 to 19 employees	—	X	X	X
	Establishments with 20 to 49 employees	—	X	X	X
	Establishments with 50 to 99 employees	—	X	X	X
	Establishments with 100 to 249 employees	—	X	X	X
	Establishments with 250 to 499 employees	1	X	X	X
	Establishments with 500 to 999 employees	—	X	X	X
	Establishments with 1,000 employees or more	—	X	X	X
81	Other services (except public administration)				
	All establishments	2	a	D	D
	Establishments with 1 to 4 employees	—	X	X	X
	Establishments with 5 to 9 employees	2	X	X	X
	Establishments with 10 to 19 employees	—	X	X	X
	Establishments with 20 to 49 employees	—	X	X	X
	Establishments with 50 to 99 employees	—	X	X	X
	Establishments with 100 to 249 employees	—	X	X	X
	Establishments with 250 to 499 employees	—	X	X	X
	Establishments with 500 to 999 employees	—	X	X	X
	Establishments with 1,000 employees or more	—	X	X	X

Note: To maintain confidentiality, the Census Bureau suppresses data to protect the identity of any business or individual. The census results in this table contain nonsampling errors. Data users who create their own estimates using data from this table should cite the Census Bureau as the source of the original data only. See also explanation of terms. For the full technical documentation, see Appendix C.

Appendix A.

Explanation of Terms

ANNUAL PAYROLL

Total payroll includes all forms of compensation, such as salaries, wages, reported tips, commissions, bonuses, vacation allowances, sick-leave pay, employee contributions to qualified pension plans, and the value of taxable fringe benefits. For corporations, it includes amounts paid to officers and executives; for unincorporated businesses, it does not include profit or other compensation of proprietors or partners. Payroll is reported before deductions for social security, income tax, insurance, union dues, etc. First-quarter payroll consists of payroll during the January-to-March quarter.

MID-MARCH EMPLOYMENT

Paid employment consists of full- and part-time employees, including salaried officers and executives of corporations, who are on the payroll in the pay period including March 12. Included are employees on paid sick leave, holidays, and vacations; not included are proprietors and partners of unincorporated businesses.

NUMBER OF ESTABLISHMENTS

An establishment is a single physical location at which business is conducted or services or industrial operations are performed. It is not necessarily identical with a company or enterprise, which may consist of one or more establishments. When two or more activities are carried on at a single location under a single ownership, all activities generally are grouped together as a single establishment. The entire establishment is classified on the basis of its major activity and all data are included in that classification.

Establishment-size designations are determined by paid employment in the mid-March pay period. The size group "1 to 4" includes establishments that did not report any paid employees in the mid-March pay period but paid wages to at least one employee at some time during the year.

Establishment counts represent the number of locations with paid employees any time during the year. This series excludes governmental establishments except for wholesale liquor establishments (NAICS 4248), retail liquor stores (NAICS 44531), federally chartered savings institutions (NAICS 522120), federally chartered credit unions (NAICS 522130), and hospitals (NAICS 622).

Appendix B.

NAICS Codes, Titles, and Descriptions

11 FORESTRY, FISHING AND HUNTING, AND AGRICULTURAL SUPPORT SERVICES (NAICS 113-115)

The Agriculture, Forestry, Fishing and Hunting sector comprises establishments primarily engaged in growing crops, raising animals, harvesting timber, and harvesting fish and other animals from a farm, ranch, or their natural habitats.

The establishments in this sector are often described as farms, ranches, dairies, greenhouses, nurseries, orchards, or hatcheries. A farm may consist of a single tract of land or a number of separate tracts which may be held under different tenures. For example, one tract may be owned by the farm operator and another rented. It may be operated by the operator alone or with the assistance of members of the household or hired employees, or it may be operated by a partnership, corporation, or other type of organization. When a landowner has one or more tenants, renters, croppers, or managers, the land operated by each is considered a farm.

The sector distinguishes two basic activities: agricultural production and agricultural support activities. Agricultural production includes establishments performing the complete farm or ranch operation, such as farm owner-operators, tenant farm operators, and sharecroppers. Agricultural support activities include establishments that perform one or more activities associated with farm operation, such as soil preparation, planting, harvesting, and management, on a contract or fee basis.

Excluded from the Agriculture, Forestry, Hunting and Fishing sector are establishments primarily engaged in agricultural research and establishments primarily engaged in administering programs for regulating and conserving land, mineral, wildlife, and forest use. These establishments are classified in Industry 54171, Research and Development in the Physical, Engineering, and Life Sciences; and Industry 92412, Administration of Conservation Programs, respectively.

113 FORESTRY AND LOGGING

Industries in the Forestry and Logging subsector grow and harvest timber on a long production cycle (i.e., of 10 years or more). Long production cycles use different production processes than short production cycles, which require more horticultural interventions prior to harvest, resulting in processes more similar to those found in the Crop Production subsector. Consequently, Christmas tree production and other production involving production cycles of less than 10 years, are classified in the Crop Production subsector.

Industries in this subsector specialize in different stages of the production cycle. Reforestation requires production of seedlings in specialized nurseries. Timber production requires natural forest or suitable areas of land that are available for a long duration. The maturation time for timber depends upon the species of tree, the climatic conditions of the region, and the intended purpose of the timber. The harvesting of timber (except when done on an extremely small scale) requires specialized machinery unique to the industry. Establishments gathering forest products, such as gums, barks, balsam needles, rhizomes, fibers, Spanish moss, and ginseng and truffles, are also included in this subsector.

114 FISHING, HUNTING, AND TRAPPING

Industries in the Fishing, Hunting, and Trapping subsector harvest fish and other wild animals from their natural habitats and are dependent upon a continued supply of the natural resource. The harvesting of fish is the predominant economic activity of this subsector and it usually requires specialized vessels that, by the nature of their size, configuration and equipment, are not suitable for any other type of production, such as transportation.

Hunting and trapping activities utilize a wide variety of production processes and are classified in the same subsector as fishing because the availability of resources and the constraints imposed, such as conservation requirements and proper habitat maintenance, are similar.

115 SUPPORT ACTIVITIES FOR AGRICULTURE AND FORESTRY

Industries in the Support Activities for Agriculture and Forestry subsector provide support services that are an essential part of agricultural and forestry production. These support activities may be performed by the agriculture or forestry producing establishment or conducted independently as an alternative source of inputs required for the production process for a given crop, animal, or forestry industry. Establishments that primarily perform these activities independent of the agriculture or forestry producing establishment are in this subsector.

21 MINING

The Mining sector comprises establishments that extract naturally occurring mineral solids, such as coal and ores; liquid minerals, such as crude petroleum; and gases, such as natural gas. The term mining is used in the broad sense to include quarrying, well operations, beneficiating (e.g., crushing, screening, washing, and flotation), and other preparation customarily performed at the mine site, or as a part of mining activity.

The Mining sector distinguishes two basic activities: mine operation and mining support activities. Mine operation includes establishments operating mines, quarries, or oil and gas wells on their own account or for others on a contract or fee basis. Mining support activities include establishments that perform exploration (except geophysical surveying) and/or other mining services on a contract or fee basis (except mine site preparation and construction of oil/gas pipelines).

Establishments in the Mining sector are grouped and classified according to the natural resource mined or to be mined. Industries include establishments that develop the mine site, extract the natural resources, and/or those that beneficiate (i.e., prepare) the mineral mined. Beneficiation is the process whereby the extracted material is reduced to particles that can be separated into mineral and waste, the former suitable for further processing or direct use. The operations that take place in beneficiation are primarily mechanical, such as grinding, washing, magnetic separation, and centrifugal separation. In contrast, manufacturing operations primarily use chemical and electrochemical processes, such as electrolysis and distillation. However, some treatments, such as heat treatments, take place in both the beneficiation and the manufacturing (i.e., smelting/refining) stages. The range of preparation activities varies by mineral and the purity of any given ore deposit. While some minerals, such as petroleum and natural gas, require little or no preparation, others are washed and screened, while yet others, such as gold and silver, can be transformed into bullion before leaving the mine site.

Mining, beneficiating, and manufacturing activities often occur in a single location. Separate receipts will be collected for these activities whenever possible. When receipts cannot be broken out between mining and manufacturing, establishments that mine or quarry nonmetallic minerals, beneficiate the nonmetallic minerals into more finished manufactured products are classified based on the primary activity of the establishment. A mine that manufactures a small amount of finished products will be classified in Sector 21, Mining. An establishment that mines whose primary output is a more finished manufactured product will be classified in Sector 31–33, Manufacturing.

211 OIL AND GAS EXTRACTION

Industries in the Oil and Gas Extraction subsector operate and/or develop oil and gas field properties. Such activities may include exploration for crude petroleum and natural gas; drilling, completing, and equipping wells; operating separators, emulsion breakers, desilting equipment, and field gathering lines for crude petroleum and natural gas; and all other activities in the preparation of oil and gas up to the point of shipment from the producing property. This subsector includes the production of crude petroleum, the mining and extraction of oil from oil shale and oil sands, and the production of natural gas, sulfur recovery from natural gas, and recovery of hydrocarbon liquids.

Establishments in this subsector include those that operate oil and gas wells on their own account or for others on a contract or fee basis. Establishments primarily engaged in providing support services, on a fee or contract basis, required for the drilling or operation of oil and gas wells (except geophysical surveying and mapping, mine site preparation, and construction of oil/gas pipelines) are classified in Subsector 213, Support Activities for Mining.

212 MINING (EXCEPT OIL AND GAS)

Industries in the Mining (except Oil and Gas) subsector primarily engage in mining, mine site development, and beneficiating (i.e., preparing) metallic minerals and nonmetallic minerals, including coal. The term “mining” is used in the broad sense to include ore extraction, quarrying, and beneficiating (e.g., crushing, screening, washing, sizing, concentrating, and flotation), customarily done at the mine site.

Beneficiation is the process whereby the extracted material is reduced to particles which can be separated into mineral and waste, the former suitable for further processing or direct use. The operations that take place in beneficiation are primarily mechanical, such as grinding, washing, magnetic separation, centrifugal separation, and so on. In contrast, manufacturing operations primarily use chemical and electrochemical processes, such as electrolysis, distillation, and so on. However some treatments, such as heat treatments, take place in both stages: the beneficiation and the manufacturing (i.e., smelting/refining) stages. The range of preparation activities varies by mineral and the purity of any given ore deposit. While some minerals, such as petroleum and natural gas, require little or no preparation, others are washed and screened, while yet others, such as gold and silver, can be transformed into bullion before leaving the mine site.

Establishments in the Mining (except Oil and Gas) subsector include those that have complete responsibility for operating mines and quarries (except oil and gas wells) and those that operate mines and quarries (except oil and gas wells) for others on a contract or fee basis. Establishments primarily engaged in providing support services, on a contract or fee basis, required for the mining and quarrying of minerals are classified in Subsector 213, Support Activities for Mining.

213 SUPPORT ACTIVITIES FOR MINING

Industries in the Support Activities for Mining subsector group establishments primarily providing support services, on a contract or fee basis, required for the mining and quarrying of minerals and for the extraction of oil and gas. Establishments performing exploration (except geophysical surveying and mapping) for minerals, on a contract or fee basis, are included in this subsector. Exploration includes traditional prospecting methods, such as taking core samples and making geological observations at prospective sites.

The activities performed on a contract or fee basis by establishments in the Support Activities for Mining subsector are also often performed in-house by mining operators. These activities include: taking core samples, making geological observations at prospective sites, excavating slush pits and cellars, and such oil and gas operations as spudding in, drilling in, redrilling, directional drilling, well surveying; running, cutting, and pulling casings, tubes and rods; cementing wells, shooting wells; perforating well casings; acidizing and chemically treating wells; and cleaning out, bailing, and swabbing wells.

22 UTILITIES

The Utilities sector comprises establishments engaged in the provision of the following utility services: electric power, natural gas, steam supply, water supply, and sewage removal. Within this sector, the specific activities associated with the utility services provided vary by utility: electric power includes generation, transmission, and distribution; natural gas includes distribution; steam supply includes provision and/or distribution; water supply includes treatment and distribution; and sewage removal includes collection, treatment, and disposal of waste through sewer systems and sewage treatment facilities.

Excluded from this sector are establishments primarily engaged in waste management services classified in Subsector 562, Waste Management and Remediation Services. These establishments also collect, treat, and dispose of waste materials; however, they do not use sewer systems or sewage treatment facilities.

221 UTILITIES

Industries in the Utilities subsector provide electric power, natural gas, steam supply, water supply, and sewage removal through a permanent infrastructure of lines, mains, and pipes. Establishments are grouped together based on the utility service provided and the particular system or facilities required to perform the service.

23 CONSTRUCTION

The construction sector comprises establishments primarily engaged in the construction of buildings or engineering projects (e.g., highways and utility systems). Establishments primarily engaged in the preparation of sites for new construction and establishments primarily engaged in subdividing land for sale as building sites also are included in this sector.

Construction work done may include new work, additions, alterations, or maintenance and repairs. Activities of these establishments generally are managed at a fixed place of business, but they usually perform construction activities at multiple project sites. Production responsibilities for establishments in this sector are usually specified in (1) contracts with the owners of construction projects (prime contracts) or (2) contracts with other construction establishments (subcontracts).

Establishments primarily engaged in contracts that include responsibility for all aspects of individual construction projects are commonly known as general contractors, but also may be known as design-builders, construction managers, turnkey contractors, or (in cases where two or more establishments jointly secure a general contract) joint-venture contractors. Construction managers that provide oversight and scheduling only (i.e., agency) as well as construction managers that are responsible for the entire project (i.e., at risk) are included as general contractor type establishments. Establishments of the “general contractor type” frequently arrange construction of separate parts of their projects through subcontracts with other construction establishments.

Establishments primarily engaged in activities to produce a specific component (e.g., masonry, painting, and electrical work) of a construction project are commonly known as specialty trade contractors. Activities of specialty trade contractors are usually subcontracted from other construction establishments, but especially in remodeling and repair construction, the work may be done directly for the owner of the property.

Establishments primarily engaged in activities to construct buildings to be sold on sites that they own are known as operative builders, but also may be known as speculative builders or merchant builders. Operative builders produce buildings in a manner similar to general contractors, but their production processes also include site acquisition and securing of financial backing. Operative builders are most often associated with the construction of residential buildings. Like general contractors, they may subcontract all or part of the actual construction work on their buildings.

There are substantial differences in the types of equipment, work force skills, and other inputs required by establishments in this sector. To highlight these differences and variations in the underlying production functions, this sector is divided into three subsectors.

Subsector 236, Construction of Buildings, comprises establishments of the general contractor type and operative builders involved in the construction of buildings. Subsector 237, Heavy and Civil Engineering Construction, comprises establishments involved in the construction of engineering projects. Subsector 238, Specialty Trade Contractors, comprises establishments engaged in specialty trade activities generally needed in the construction of all types of buildings.

Force account construction is construction work performed by an enterprise primarily engaged in some business other than construction for its own account and use, using employees of the enterprise. This activity is not included in the construction sector unless the construction work performed is the primary activity of a separate establishment of the enterprise. The installation and

the ongoing repair and maintenance of telecommunications and utility networks is excluded from construction when the establishments performing the work are not independent contractors. Although a growing proportion of this work is subcontracted to independent contractors in the Construction Sector, the operating units of telecommunications and utility companies performing this work are included with the telecommunications or utility activities.

236 CONSTRUCTION OF BUILDINGS

The Construction of Buildings subsector comprises establishments primarily responsible for the construction of buildings. The work performed may include new work, additions, alterations, or maintenance and repairs. The on-site assembly of precut, panelized, and prefabricated buildings and construction of temporary buildings are included in this subsector. Part or all of the production work for which the establishments in this sector have responsibility may be subcontracted to other construction establishments usually specialty trade contractors.

Establishments in this subsector are classified based on the types of buildings they construct. This classification reflects variations in the requirements of the underlying production processes.

237 HEAVY AND CIVIL ENGINEERING CONSTRUCTION

The Heavy and Civil Engineering Construction subsector comprises establishments whose primary activity is the construction of entire engineering projects (e.g., highways and dams), and specialty trade contractors, whose primary activity is the production of a specific component for such projects. Specialty trade contractors in Heavy and Civil Engineering Construction generally are performing activities that are specific to heavy and civil engineering construction projects and are not normally performed on buildings. The work performed may include new work, additions, alterations, or maintenance and repairs.

Specialty trade activities are classified in this subsector if the skills and equipment present are specific to heavy or civil engineering construction projects. For example, specialized equipment is needed to paint lines on highways. This equipment is not normally used in building applications so the activity is classified in this subsector. Traffic signal installation, while specific to highways, uses much of the same skills and equipment that are needed for electrical work in building projects and is therefore classified in Subsector 238, Specialty Trade Contractors.

Construction projects involving water resources (e.g., dredging and land drainage) and projects involving open space improvement (e.g., parks and trails) are included in this subsector. Establishments whose primary activity is the subdivision of land into individual building lots usually perform various additional site-improvement activities (e.g., road building and utility line installation) and are included in this subsector.

Establishments in this subsector are classified based on the types of structures that they construct. This classification reflects variations in the requirements of the underlying production processes.

238 SPECIALTY TRADE CONTRACTORS

The Specialty Trade Contractors subsector comprises establishments whose primary activity is performing specific activities (e.g., pouring concrete, site preparation, plumbing, painting, and electrical work) involved in building construction or other activities that are similar for all types of construction but that are not responsible for the entire project. The work performed may include new work, additions, alterations, maintenance, and repairs. The production work performed by establishments in this subsector is usually subcontracted from establishments of the general contractor type or operative builders but, especially in remodeling and repair construction, work also may be done directly for the owner of the property. Specialty trade contractors usually perform most of their work at the construction site, although they may have shops where they perform prefabrication and other work. Establishments primarily engaged in preparing sites for new construction are also included in this subsector.

There are substantial differences in types of equipment, work force skills, and other inputs required by specialty trade contractors. Establishments in this subsector are classified based on the underlying production function for the specialty trade in which they specialize. Throughout the Specialty Trade Contractors subsector, establishments commonly provide both the parts and labor required to complete work. For example, electrical contractors supply the current-carrying and noncurrent-carrying wiring devices that are required to install a circuit. Plumbing, Heating and Air-Conditioning contractors also supply the parts required to complete a contract.

Establishments that specialize in activities primarily related to heavy and civil engineering construction that are not normally performed on buildings, such as the painting of lines on highways are classified in Subsector 237, Heavy and Civil Engineering Construction.

Establishments that are primarily engaged in selling construction materials are classified in Sector 42, Wholesale Trade, or Sector 44–45, Retail Trade, based on the characteristics of the selling unit.

31–33 MANUFACTURING

The Manufacturing sector comprises establishments engaged in the mechanical, physical, or chemical transformation of materials, substances, or components into new products. The assembling of component parts of manufactured products is considered manufacturing, except in cases where the activity is appropriately classified in Sector 23, Construction.

Establishments in the Manufacturing sector are often described as plants, factories, or mills and characteristically use power-driven machines and materials-handling equipment. However, establishments that transform materials or substances into new products by hand or in the worker's home and those engaged in selling to the general public products made on the same premises from which they are sold, such as bakeries, candy stores, and custom tailors, may also be included in this sector. Manufacturing establishments may process materials or may contract with other establishments to process their materials for them. Both types of establishments are included in manufacturing.

The materials, substances, or components transformed by manufacturing establishments are raw materials that are products of agriculture, forestry, fishing, mining, or quarrying as well as products of other manufacturing establishments. The materials used may be purchased directly from producers, obtained through customary trade channels, or secured without recourse to the market by transferring the product from one establishment to another, under the same ownership. The new product of a manufacturing establishment may be finished in the sense that it is ready for utilization or consumption, or it may be semifinished to become an input for an establishment engaged in further manufacturing. For example, the product of the alumina refinery is the input used in the primary production of aluminum; primary aluminum is the input to an aluminum wire drawing plant; and aluminum wire is the input for a fabricated wire product manufacturing establishment.

The subsectors in the Manufacturing sector generally reflect distinct production processes related to material inputs, production equipment, and employee skills. In the machinery area, where assembling is a key activity, parts and accessories for manufactured products are classified in the industry of the finished manufactured item when they are made for separate sale. For example, a replacement refrigerator door would be classified with refrigerators and an attachment for a piece of metal working machinery would be classified with metal working machinery. However, components, input from other manufacturing establishments, are classified based on the production function of the component manufacturer. For example, electronic components are classified in Subsector 334, Computer and Electronic Product Manufacturing and stampings are classified in Subsector 332, Fabricated Metal Product Manufacturing.

Manufacturing establishments often perform one or more activities that are classified outside the Manufacturing sector of the North American Industry Classification System (NAICS). For instance, almost all manufacturing has some captive research and development or administrative operations, such as accounting, payroll, or management. These captive services are treated the same as captive manufacturing activities. When the services are provided by separate establishments, they are classified to the NAICS sector where such services are primary, not in manufacturing.

The boundaries of manufacturing and the other sectors of the classification system can be somewhat blurry. The establishments in the manufacturing sector are engaged in the transformation of materials into new products. Their output is a new product. However, the definition of what constitutes a new product can be somewhat subjective. As clarification, the following activities are considered manufacturing in NAICS: Milk bottling and pasteurizing; Water bottling and processing; Fresh fish packaging (oyster shucking, fish filleting); Apparel jobbing (assigning of materials to contract factories or shops for fabrication or other contract operations) as well as contracting on materials owned by others; Printing and related activities; Ready-mixed concrete production; Leather converting; Grinding of lenses to prescription; Wood preserving; Electroplating, plating, metal heat treating, and polishing for the trade; Lapidary work for the trade; Fabricating signs and advertising displays; Rebuilding or remanufacturing machinery (i.e., automotive parts) Ship repair and renovation; Machine shops; and Tire retreading. Conversely, there are activities that are sometimes considered manufacturing, but which for NAICS are classified in another sector (i.e., not classified as manufacturing).

They include: (1) Logging, classified in Sector 11, Agriculture, Forestry, Fishing and Hunting is considered a harvesting operation; (2) The beneficiating of ores and other minerals, classified in Sector 21, Mining, is considered part of the activity of mining; (3) The construction of structures and fabricating operations performed at the site of construction by contractors, is classified in Sector 23, Construction; (4) Establishments engaged in breaking of bulk and redistribution in smaller lots, including packaging, repackaging, or bottling products, such as liquors or chemicals; the customized assembly of computers; sorting of scrap; mixing paints to customer order; and cutting metals to customer order, classified in Sector 42, Wholesale Trade or Sector 44–45, Retail Trade, produce a modified version of the same product, not a new product; and (5) Publishing and the combined activity of publishing and printing, classified in Sector 51, Information, perform the transformation of information into a product where as the value of the product to the consumer lies in the information content, not in the format in which it is distributed (i.e., the book or software diskette).

311 FOOD MANUFACTURING

Industries in the Food Manufacturing subsector transform livestock and agricultural products into products for intermediate or final consumption. The industry groups are distinguished by the raw materials (generally of animal or vegetable origin) processed into food products.

The food products manufactured in these establishments are typically sold to wholesalers or retailers for distribution to consumers, but establishments primarily engaged in retailing bakery and candy products made on the premises not for immediate consumption are included.

Establishments primarily engaged in manufacturing beverages are classified in Subsector 312, Beverage and Tobacco Product Manufacturing.

312 BEVERAGE AND TOBACCO PRODUCT MANUFACTURING

Industries in the Beverage and Tobacco Product Manufacturing subsector manufacture beverages and tobacco products. The industry group, Beverage Manufacturing, includes three types of establishments:

1. those that manufacture nonalcoholic beverages;
2. those that manufacture alcoholic beverages through the fermentation process; and
3. those that produce distilled alcoholic beverages.

Ice manufacturing, while not a beverage, is included with nonalcoholic beverage manufacturing because it uses the same production process as water purification.

In the case of activities related to the manufacture of beverages, the structure follows the defined productive processes. Brandy, a distilled beverage, was not placed under distillery product manufacturing, but rather under the North American Industry Classification System (NAICS) class for winery product manufacturing since the productive process used in the manufacturing of alcoholic grape-based beverages produces both wines (fermented beverage) and brandies (distilled beverage).

The industry group Tobacco Manufacturing includes two types of establishments:

1. those engaged in redrying and stemming tobacco and
2. those that manufacture tobacco products, such as cigarettes and cigars.

313 TEXTILE MILLS

Industries in the Textile Mills subsector group establishments that transform a basic fiber (natural or synthetic) into a product, such as yarn or fabric, that is further manufactured into usable items, such as apparel, sheets, towels, and textile bags for individual or industrial consumption. The further manufacturing may be performed in the same establishment and classified in this subsector, or it may be performed at a separate establishment and be classified elsewhere in manufacturing.

The main processes in this subsector include preparation and spinning of fiber, knitting or weaving of fabric, and the finishing of the textile. The North American Industry Classification System (NAICS) structure follows and captures this process flow. Major industries in this flow, such as preparation of fibers, weaving of fabric, knitting of fabric, and fiber and fabric finishing, are uniquely identified. Texturizing, throwing, twisting, and winding of yarn contains aspects of both fiber preparation and fiber finishing and is classified with preparation of fibers rather than with finishing of fiber.

NAICS separates the manufacturing of primary textiles and the manufacturing of textile products (except apparel) when the textile product is produced from purchased primary textiles, such as fabric. The manufacturing of textile products (except apparel) from purchased fabric is classified in Subsector 314, Textile Product Mills, and apparel from purchased fabric is classified in Subsector 315, Apparel Manufacturing.

Excluded from this subsector are establishments that weave or knit fabric and make garments. These establishments are included in Subsector 315, Apparel Manufacturing.

314 TEXTILE PRODUCT MILLS

Industries in the Textile Product Mills subsector group establishments that make textile products (except apparel). With a few exceptions, processes used in these industries are generally cut and sew (i.e., purchasing fabric and cutting and sewing to make nonapparel textile products, such as sheets and towels).

315 APPAREL MANUFACTURING

Industries in the Apparel Manufacturing subsector group establishments with two distinct manufacturing processes:

1. cut and sew (i.e., purchasing fabric and cutting and sewing to make a garment), and
2. the manufacture of garments in establishments that first knit fabric and then cut and sew the fabric into a garment.

The Apparel Manufacturing subsector includes a diverse range of establishments manufacturing full lines of ready-to-wear apparel and custom apparel: apparel contractors, performing cutting or sewing operations on materials owned by others; jobbers performing entrepreneurial functions involved in apparel manufacture; and tailors, manufacturing custom garments for individual clients are all included. Knitting, when done alone, is classified in the Textile Mills subsector, but when knitting is combined with the production of complete garments, the activity is classified in Apparel Manufacturing.

316 LEATHER AND ALLIED PRODUCT MANUFACTURING

Establishments in the Leather and Allied Product Manufacturing subsector transform hides into leather by tanning or curing and fabricating the leather into products for final consumption. It also includes the manufacture of similar products from other materials, including products (except apparel) made from “leather substitutes,” such as rubber, plastics, or textiles. Rubber footwear,

textile luggage, and plastics purses or wallets are examples of “leather substitute” products included in this group. The products made from leather substitutes are included in this subsector because they are made in similar ways leather products are made (e.g., luggage). They are made in the same establishments, so it is not practical to separate them.

The inclusion of leather making in this subsector is partly because leather tanning is a relatively small industry that has few close neighbors as a production process, partly because leather is an input to some of the other products classified in this subsector and partly for historical reasons.

321 WOOD PRODUCT MANUFACTURING

Industries in the Wood Product Manufacturing subsector manufacture wood products, such as lumber, plywood, veneers, wood containers, wood flooring, wood trusses, manufactured homes (i.e., mobile home), and prefabricated wood buildings. The production processes of the Wood Product Manufacturing subsector include sawing, planing, shaping, laminating, and assembling of wood products starting from logs that are cut into bolts, or lumber that then may be further cut, or shaped by lathes or other shaping tools. The lumber or other transformed wood shapes may also be subsequently planed or smoothed, and assembled into finished products, such as wood containers. The Wood Product Manufacturing subsector includes establishments that make wood products from logs and bolts that are sawed and shaped, and establishments that purchase sawed lumber and make wood products. With the exception of sawmills and wood preservation establishments, the establishments are grouped into industries mainly based on the specific products manufactured.

322 PAPER MANUFACTURING

Industries in the Paper Manufacturing subsector make pulp, paper, or converted paper products. The manufacturing of these products is grouped together because they constitute a series of vertically connected processes. More than one is often carried out in a single establishment. There are essentially three activities. The manufacturing of pulp involves separating the cellulose fibers from other impurities in wood or used paper. The manufacturing of paper involves matting these fibers into a sheet. Converted paper products are made from paper and other materials by various cutting and shaping techniques and includes coating and laminating activities.

The Paper Manufacturing subsector is subdivided into two industry groups, the first for the manufacturing of pulp and paper and the second for the manufacturing of converted paper products. Paper making is treated as the core activity of the subsector. Therefore, any establishment that makes paper (including paperboard), either alone or in combination with pulp manufacturing or paper converting, is classified as a paper or paperboard mill. Establishments that make pulp without making paper are classified as pulp mills. Pulp mills, paper mills and paperboard mills comprise the first industry group.

Establishments that make products from purchased paper and other materials make up the second industry group, Converted Paper Product Manufacturing. This general activity is then subdivided based, for the most part, on process distinctions. Paperboard container manufacturing uses corrugating, cutting, and shaping machinery to form paperboard into containers. Paper bag and coated and treated paper manufacturing establishments cut and coat paper and foil. Stationery product manufacturing establishments make a variety of paper products used for writing, filing, and similar applications. Other converted paper product manufacturing includes, in particular, the conversion of sanitary paper stock into such things as tissue paper and disposable diapers.

An important process used in the Paper Bag and Coated and Treated Paper Manufacturing industry is lamination, often combined with coating. Lamination and coating makes a composite material with improved properties of strength, impermeability, and so on. The laminated materials may be paper, metal foil, or plastics film. While paper is often one of the components, it is not always. Lamination of plastics film to plastics film is classified in the North American Industry Classification System (NAICS) Subsector 326, Plastics and Rubber Products Manufacturing, because establishments that do this often first make the film. The same situation holds with respect to bags. The manufacturing of bags from plastics only, whether or not laminated, is classified in Subsector 326, Plastics and Rubber Products Manufacturing, but all other bag manufacturing is classified in this subsector.

Excluded from this subsector are photosensitive papers. These papers are chemically treated and are classified in Industry 32599, All Other Chemical Product and Preparation Manufacturing.

323 PRINTING AND RELATED SUPPORT ACTIVITIES

Industries in the Printing and Related Support Activities subsector print products, such as newspapers, books, labels, business cards, stationery, business forms, and other materials, and perform support activities, such as data imaging, platemaking services, and bookbinding. The support activities included here are an integral part of the printing industry, and a product (a printing plate, a bound book, or a computer disk or file) that is an integral part of the printing industry is almost always provided by these operations.

Processes used in printing include a variety of methods used to transfer an image from a plate, screen, film, or computer file to some medium, such as paper, plastics, metal, textile articles, or wood. The most prominent of these methods is to transfer the image from a plate or screen to the medium (lithographic, gravure, screen, and flexographic printing). A rapidly growing new technology uses a computer file to directly “drive” the printing mechanism to create the image and new electrostatic and other types of equipment (digital or nonimpact printing).

In contrast to many other classification systems that locate publishing of printed materials in manufacturing, the North American Industry Classification System (NAICS) classifies the publishing of printed products in Subsector 511, Publishing Industries (except Internet). Though printing and publishing are often carried out by the same enterprise (a newspaper, for example), it is less and less the case that these distinct activities are carried out in the same establishment. When publishing and printing are done in the same establishment, the establishment is classified in Sector 51, Information, in the appropriate NAICS industry even if the receipts for printing exceed those for publishing.

This subsector includes printing on clothing because the production process for that activity is printing, not clothing manufacturing. For instance, the printing of T-shirts is included in this subsector. In contrast, printing on fabric (or grey goods) is not included. This activity is part of the process of finishing the fabric and is included in the NAICS Textile Mills subsector in Industry 31331, Textile and Fabric Finishing Mills.

324 PETROLEUM AND COAL PRODUCTS MANUFACTURING

The Petroleum and Coal Products Manufacturing subsector is based on the transformation of crude petroleum and coal into usable products. The dominant process is petroleum refining that involves the separation of crude petroleum into component products through such techniques as cracking and distillation.

In addition, this subsector includes establishments that primarily further process refined petroleum and coal products and produce products, such as asphalt coatings and petroleum lubricating oils. However, establishments that manufacture petrochemicals from refined petroleum are classified in Industry 32511, Petrochemical Manufacturing.

325 CHEMICAL MANUFACTURING

The Chemical Manufacturing subsector is based on the transformation of organic and inorganic raw materials by a chemical process and the formulation of products. This subsector distinguishes the production of basic chemicals that comprise the first industry group from the production of intermediate and end products produced by further processing of basic chemicals that make up the remaining industry groups.

This subsector does not include all industries transforming raw materials by a chemical process. It is common for some chemical processing to occur during mining operations. These beneficiating operations, such as copper concentrating, are classified in Sector 21, Mining. Furthermore, the refining of crude petroleum is included in Subsector 324, Petroleum and Coal Products Manufacturing. In addition, the manufacturing of aluminum oxide is included in Subsector 331, Primary

Metal Manufacturing; and beverage distilleries are classified in Subsector 312, Beverage and Tobacco Product Manufacturing. As in the case of these two activities, the grouping of industries into subsectors may take into account the association of the activities performed with other activities in the subsector.

326 PLASTICS AND RUBBER PRODUCTS MANUFACTURING

Industries in the Plastics and Rubber Products Manufacturing subsector make goods by processing plastics materials and raw rubber. The core technology employed by establishments in this subsector is that of plastics or rubber product production. Plastics and rubber are combined in the same subsector because plastics are increasingly being used as a substitute for rubber; however the subsector is generally restricted to the production of products made of just one material, either solely plastics or rubber.

Many manufacturing activities use plastics or rubber, for example the manufacture of footwear, or furniture. Typically, the production process of these products involves more than one material. In these cases, technologies that allow disparate materials to be formed and combined are of central importance in describing the manufacturing activity. In the North American Industry Classification System (NAICS), such activities (the footwear and furniture manufacturing) are not classified in the Plastics and Rubber Products Manufacturing subsector because the core technologies for these activities are diverse and involve multiple materials.

Within the Plastics and Rubber Products Manufacturing subsector, a distinction is made between plastics and rubber products at the industry group level, although it is not a rigid distinction, as can be seen from the definition of Industry 32622, Rubber and Plastics Hoses and Belting Manufacturing. As materials technology progresses, plastics are increasingly being used as a substitute for rubber; and eventually, the distinction may disappear as a basis for establishment classification.

In keeping with the core technology focus of plastics, lamination of plastics film to plastics film as well as the production of bags from plastics only is classified in this subsector. Lamination and bag production involving plastics and materials other than plastics are classified in the NAICS Subsector 322, Paper Manufacturing.

327 NONMETALLIC MINERAL PRODUCT MANUFACTURING

The Nonmetallic Mineral Product Manufacturing subsector transforms mined or quarried nonmetallic minerals, such as sand, gravel, stone, clay, and refractory materials, into products for intermediate or final consumption. Processes used include grinding, mixing, cutting, shaping, and honing. Heat often is used in the process and chemicals are frequently mixed to change the composition, purity, and chemical properties for the intended product. For example, glass is produced by heating silica sand to the melting point (sometimes combined with cullet or recycled glass) and then drawn, floated, or blow molded to the desired shape or thickness. Refractory materials are heated and then formed into bricks or other shapes for use in industrial applications. The Nonmetallic Mineral Product Manufacturing subsector includes establishments that manufacture products, such as bricks, refractories, ceramic products, and glass and glass products, such as plate glass and containers. Also included are cement and concrete products, lime, gypsum and other nonmetallic mineral products including abrasive products, ceramic plumbing fixtures, statuary, cut stone products, and mineral wool. The products are used in a wide range of activities from construction and heavy and light manufacturing to articles for personal use.

Mining, beneficiating, and manufacturing activities often occur in a single location. Separate receipts will be collected for these activities whenever possible. When receipts cannot be broken out between mining and manufacturing, establishments that mine or quarry nonmetallic minerals, beneficiate the nonmetallic minerals and further process the nonmetallic minerals into a more finished manufactured product are classified based on the primary activity of the establishment. A mine that manufactures a small amount of finished products will be classified in Sector 21, Mining. An establishment that mines whose primary output is a more-finished manufactured product will be classified in the Manufacturing Sector.

Excluded from the Nonmetallic Mineral Product Manufacturing subsector are establishments that primarily beneficiate mined nonmetallic minerals. Beneficiation is the process whereby the extracted material is reduced to particles that can be separated into mineral and waste, the former suitable for further processing or direct use. Beneficiation establishments are included in Sector 21, Mining.

331 PRIMARY METAL MANUFACTURING

Industries in the Primary Metal Manufacturing subsector smelt and/or refine ferrous and nonferrous metals from ore, pig or scrap, using electrometallurgical and other process metallurgical techniques. Establishments in this subsector also manufacture metal alloys and superalloys by introducing other chemical elements to pure metals. The output of smelting and refining, usually in ingot form, is used in rolling, drawing, and extruding operations to make sheet, strip, bar, rod, or wire, and in molten form to make castings and other basic metal products.

Primary manufacturing of ferrous and nonferrous metals begins with ore or concentrate as the primary input. Establishments manufacturing primary metals from ore and/or concentrate remain classified in the primary smelting, primary refining, or iron and steel mill industries regardless of the form of their output. Establishments primarily engaged in secondary smelting and/or secondary refining recover ferrous and nonferrous metals from scrap and/or dross. The output of the secondary smelting and/or secondary refining industries is limited to shapes, such as ingot or billet, that will be further processed. Recovery of metals from scrap often occurs in establishments that are primarily engaged in activities, such as rolling, drawing, extruding, or similar processes.

Excluded from the Primary Metal Manufacturing subsector are establishments primarily engaged in manufacturing ferrous and nonferrous forgings (except ferrous forgings made in steel mills) and stampings. Although forging, stamping, and casting are all methods used to make metal shapes, forging and stamping do not use molten metals and are included in Subsector 332, Fabricated Metal Product Manufacturing. Establishments primarily engaged in operating coke ovens are classified in Industry 32419, Other Petroleum and Coal Products Manufacturing.

332 FABRICATED METAL PRODUCT MANUFACTURING

Industries in the Fabricated Metal Product Manufacturing subsector transform metal into intermediate or end products, other than machinery, computers and electronics, and metal furniture or treating metals and metal formed products fabricated elsewhere. Important fabricated metal processes are forging, stamping, bending, forming, and machining, used to shape individual pieces of metal; and other processes, such as welding and assembling, used to join separate parts together. Establishments in this subsector may use one of these processes or a combination of these processes.

The North American Industry Classification System (NAICS) structure for this subsector distinguishes the forging and stamping processes in a single industry. The remaining industries, in the subsector, group establishments based on similar combinations of processes used to make products.

The manufacturing performed in the Fabricated Metal Product Manufacturing subsector begins with manufactured metal shapes. The establishments in this sector further fabricate the purchased metal shapes into a product. For instance, the Spring and Wire Product Manufacturing industry starts with wire and fabricates such items.

Within manufacturing there are other establishments that make the same products made by this subsector; only these establishments begin production further back in the production process. These establishments have a more integrated operation. For instance, one establishment may manufacture steel, draw it into wire, and make wire products in the same establishment. Such operations are classified in the Primary Metal Manufacturing subsector.

333 MACHINERY MANUFACTURING

Industries in the Machinery Manufacturing subsector create end products that apply mechanical force, for example, the application of gears and levers, to perform work. Some important processes for the manufacture of machinery are forging, stamping, bending, forming, and machining

that are used to shape individual pieces of metal. Processes, such as welding and assembling are used to join separate parts together. Although these processes are similar to those used in metal fabricating establishments, machinery manufacturing is different because it typically employs multiple metal forming processes in manufacturing the various parts of the machine. Moreover, complex assembly operations are an inherent part of the production process.

In general, design considerations are very important in machinery production. Establishments specialize in making machinery designed for particular applications. Thus, design is considered to be part of the production process for the purpose of implementing the North American Industry Classification System (NAICS). The NAICS structure reflects this by defining industries and industry groups that make machinery for different applications. A broad distinction exists between machinery that is generally used in a variety of industrial applications (i.e., general purpose machinery) and machinery that is designed to be used in a particular industry (i.e., special purpose machinery). Three industry groups consist of special purpose machinery—Agricultural, Construction, and Mining Machinery Manufacturing; Industrial Machinery Manufacturing; and Commercial and Service Industry Machinery Manufacturing. The other industry groups make general-purpose machinery: Ventilation, Heating, Air Conditioning, and Commercial Refrigeration Equipment Manufacturing; Metalworking Machinery Manufacturing; Engine, Turbine, and Power Transmission Equipment Manufacturing; and Other General Purpose Machinery Manufacturing.

334 COMPUTER AND ELECTRONIC PRODUCT MANUFACTURING

Industries in the Computer and Electronic Product Manufacturing subsector group establishments that manufacture computers, computer peripherals, communications equipment, and similar electronic products, and establishments that manufacture components for such products. The Computer and Electronic Product Manufacturing industries have been combined in the hierarchy of the North American Industry Classification System (NAICS) because of the economic significance they have attained. Their rapid growth suggests that they will become even more important to the economies of all three North American countries in the future, and in addition their manufacturing processes are fundamentally different from the manufacturing processes of other machinery and equipment. The design and use of integrated circuits and the application of highly specialized miniaturization technologies are common elements in the production technologies of the computer and electronic subsector. Convergence of technology motivates this NAICS subsector. Digitalization of sound recording, for example, causes both the medium (the compact disc) and the equipment to resemble the technologies for recording, storing, transmitting, and manipulating data. Communications technology and equipment have been converging with computer technology. When technologically related components are in the same sector, it makes it easier to adjust the classification for future changes, without needing to redefine its basic structure. The creation of the Computer and Electronic Product Manufacturing subsector will assist in delineating new and emerging industries because the activities that will serve as the probable sources of new industries, such as computer manufacturing and communications equipment manufacturing, or computers and audio equipment, are brought together. As new activities emerge, they are less likely therefore, to cross the subsector boundaries of the classification.

335 ELECTRICAL EQUIPMENT, APPLIANCE, AND COMPONENT MANUFACTURING

Industries in the Electrical Equipment, Appliance, and Component Manufacturing subsector manufacture products that generate, distribute, and use electrical power. Electric Lighting Equipment Manufacturing establishments produce electric lamp bulbs, lighting fixtures, and parts. Household Appliance Manufacturing establishments make both small and major electrical appliances and parts. Electrical Equipment Manufacturing establishments make goods, such as electric motors, generators, transformers, and switchgear apparatus. Other Electrical Equipment and Component Manufacturing establishments make devices for storing electrical power (e.g., batteries), for transmitting electricity (e.g., insulated wire), and wiring devices (e.g., electrical outlets, fuse boxes, and light switches).

336 TRANSPORTATION EQUIPMENT MANUFACTURING

Industries in the Transportation Equipment Manufacturing subsector produce equipment for transporting people and goods. Transportation equipment is a type of machinery. An entire subsector is devoted to this activity because of the significance of its economic size in all three North American countries.

Establishments in this subsector utilize production processes similar to those of other machinery manufacturing establishments—bending, forming, welding, machining, and assembling metal or plastic parts into components and finished products. However, the assembly of components and subassemblies and their further assembly into finished vehicles tends to be a more common production process in this subsector than in the Machinery Manufacturing subsector.

The North American Industry Classification System (NAICS) has industry groups for the manufacture of equipment for each mode of transport—road, rail, air and water. Parts for motor vehicles warrant a separate industry group because of their importance and because parts manufacture requires less assembly, and the establishments that manufacture only parts are not as vertically integrated as those that make complete vehicles.

Land use motor vehicle equipment not designed for highway operation (e.g., agricultural equipment, construction equipment, and materials handling equipment) is classified in the appropriate NAICS subsector based on the type and use of the equipment.

337 FURNITURE AND RELATED PRODUCT MANUFACTURING

Industries in the Furniture and Related Product Manufacturing subsector make furniture and related articles, such as mattresses, window blinds, cabinets, and fixtures. The processes used in the manufacture of furniture include the cutting, bending, molding, laminating, and assembly of such materials as wood, metal, glass, plastics, and rattan. However, the production process for furniture is not solely bending metal, cutting and shaping wood, or extruding and molding plastics. Design and fashion trends play an important part in the production of furniture. The integrated design of the article for both aesthetic and functional qualities is also a major part of the process of manufacturing furniture. Design services may be performed by the furniture establishment's work force or may be purchased from industrial designers.

Furniture may be made of any material, but the most common ones used in North America are metal and wood. Furniture manufacturing establishments may specialize in making articles primarily from one material. Some of the equipment required to make a wooden table, for example, is different from that used to make a metal one. However, furniture is usually made from several materials. A wooden table might have metal brackets, and a wooden chair a fabric or plastics seat. Therefore, in the North American Industry Classification System (NAICS), furniture initially is classified based on the type of furniture (application for which it is designed) rather than the material used. For example, an upholstered sofa is treated as household furniture, although it may also be used in hotels or offices.

When classifying furniture according to the component material from which it is made, furniture made from more than one material is classified based on the material used in the frame, or if there is no frame, the predominant component material. Upholstered household furniture (excluding kitchen and dining room chairs with upholstered seats) is classified without regard to the frame material. Kitchen or dining room chairs with upholstered seats are classified according to the frame material.

Furniture may be made on a stock or custom basis and may be shipped assembled or unassembled (i.e., knockdown). The manufacture of furniture parts and frames is included in this subsector.

Some of the processes used in furniture manufacturing are similar to processes that are used in other segments of manufacturing. For example, cutting and assembly occurs in the production of wood trusses that are classified in Subsector 321, Wood Product Manufacturing. However, the multiple processes that distinguish wood furniture manufacturing from wood product manufacturing warrant inclusion of wooden furniture manufacturing in the Furniture and Related Product

Manufacturing subsector. Metal furniture manufacturing uses techniques that are also employed in the manufacturing of roll-formed products classified in Subsector 332, Fabricated Metal Product Manufacturing. The molding process for plastics furniture is similar to the molding of other plastics products. However, plastics furniture producing establishments tend to specialize in furniture.

NAICS attempts to keep furniture manufacturing together, but there are two notable exceptions: seating for transportation equipment and laboratory and hospital furniture. These exceptions are related to the fact that some of the aspects of the production process for these products, primarily the design, are highly integrated with that of other manufactured goods, namely motor vehicles and health equipment.

339 MISCELLANEOUS MANUFACTURING

Industries in the Miscellaneous Manufacturing subsector make a wide range of products that cannot readily be classified in specific North American Industrial Classification System (NAICS) subsectors in manufacturing. Processes used by these establishments vary significantly, both among and within industries. For example, a variety of manufacturing processes are used in manufacturing sporting and athletic goods that include products, such as tennis racquets and golf balls. The processes for these products differ from each other, and the processes differ significantly from the fabrication processes used in making dolls or toys, the melting and shaping of precious metals to make jewelry, and the bending, forming, and assembly used in making medical products.

The industries in this subsector are defined by what is made rather than how it is made. Although individual establishments might be appropriately classified elsewhere in the NAICS structure, for historical continuity, these product-based industries were maintained. In most cases, no one process or material predominates for an industry.

Establishments in this subsector manufacture products as diverse as medical equipment and supplies, jewelry, sporting goods, toys, and office supplies.

42 WHOLESALE TRADE

The Wholesale Trade sector comprises establishments engaged in wholesaling merchandise, generally without transformation, and rendering services incidental to the sale of merchandise.

The wholesaling process is an intermediate step in the distribution of merchandise. Wholesalers are organized to sell or arrange the purchase or sale of —

1. goods for resale (i.e., goods sold to other wholesalers or retailers),
2. capital or durable nonconsumer goods, or
3. raw and intermediate materials and supplies used in production.

Wholesalers sell merchandise to other businesses and normally operate from a warehouse or office. These warehouses and offices are characterized by having little or no display of merchandise. In addition, neither the design nor the location of the premises is intended to solicit walk-in traffic. Wholesalers do not normally use advertising directed to the general public. Customers are generally reached initially via telephone, in-person marketing, or by specialized advertising that may include Internet and other electronic means. Follow-up orders are either vendor-initiated or client-initiated, generally based on previous sales, and typically exhibit strong ties between sellers and buyers. In fact, transactions are often conducted between wholesalers and clients that have long-standing business relationships.

This sector comprises two main types of wholesalers: those that sell goods on their own account and those that arrange sales and purchases for others generally for a commission or fee.

1. Establishments that sell goods on their own account are known as wholesale merchants, distributors, jobbers, drop shippers, and import/export merchants. Also included as wholesale

merchants are sales offices and sales branches (but not retail stores) maintained by manufacturing, refining, or mining enterprises apart from their plants or mines for the purpose of marketing their products. Merchant wholesale establishments typically maintain their own warehouse, where they receive and handle goods for their customers. Goods are generally sold without transformation, but may include integral functions, such as sorting, packaging, labeling, and other marketing services.

2. Establishments arranging for the purchase or sale of goods owned by others or purchasing goods, generally on a commission basis, are known as business-to-business electronic markets, agents and brokers, commission merchants, import/export agents and brokers, auction companies, and manufacturers' representatives. These establishments operate from offices and generally do not own or handle the goods they sell.

Some wholesale establishments may be connected with a single manufacturer and promote and sell the particular manufacturers' products to a wide range of other wholesalers or retailers. Other wholesalers may be connected to a retail chain or a limited number of retail chains and only provide a variety of products needed by the retail operation(s). These wholesalers may obtain the products from a wide range of manufacturers. Still other wholesalers may not take title to the goods, but act as agents and brokers for a commission.

Although wholesaling normally denotes sales in large volumes, durable nonconsumer goods may be sold in single units. Sales of capital or durable nonconsumer goods used in the production of goods and services, such as farm machinery, medium and heavy duty trucks, and industrial machinery, are always included in wholesale trade.

423 DURABLE GOODS MERCHANT WHOLESALERS

Industries in the Durable Goods Merchant Wholesalers subsector sell capital or durable goods to other businesses. Merchant wholesalers generally take title to the goods that they sell; in other words, they buy and sell goods on their own account. Durable goods are new or used items generally with a normal life expectancy of three years or more. Durable goods merchant wholesale trade establishments are engaged in wholesaling products, such as motor vehicles, furniture, construction materials, machinery and equipment (including household-type appliances), metals and minerals (except petroleum), sporting goods, toys and hobby goods, recyclable materials, and parts.

424 NONDURABLE GOODS MERCHANT WHOLESALERS

Industries in the Nondurable Goods Merchant Wholesalers subsector sell nondurable goods to other businesses. Nondurable goods are items generally with a normal life expectancy of less than three years. Nondurable goods merchant wholesale trade establishments are engaged in wholesaling products, such as paper and paper products, chemicals and chemical products, drugs, textiles and textile products, apparel, footwear, groceries, farm products, petroleum and petroleum products, alcoholic beverages, books, magazines, newspapers, flowers and nursery stock, and tobacco products.

425 WHOLESALE ELECTRONIC MARKETS AND AGENTS AND BROKERS

Industries in the Wholesale Electronic Markets and Agents and Brokers subsector arrange for the sale of goods owned by others, generally on a fee or commission basis. They act on behalf of the buyers and sellers of goods. This subsector contains agents and brokers as well as business-to-business electronic markets that facilitate wholesale trade.

44–45 RETAIL TRADE

The Retail Trade sector comprises establishments engaged in retailing merchandise, generally without transformation, and rendering services incidental to the sale of merchandise.

The retailing process is the final step in the distribution of merchandise; retailers are, therefore, organized to sell merchandise in small quantities to the general public. This sector comprises two main types of retailers: **store** and **nonstore retailers**.

Store retailers operate fixed point-of-sale locations, located and designed to attract a high volume of walk-in customers. In general, retail stores have extensive displays of merchandise and use mass-media advertising to attract customers. They typically sell merchandise to the general public for personal or household consumption, but some also serve business and institutional clients. These include establishments, such as office supply stores, computer and software stores, building materials dealers, plumbing supply stores, and electrical supply stores. Catalog showrooms, gasoline service stations, automotive dealers, and mobile home dealers are treated as store retailers.

In addition to retailing merchandise, some types of store retailers are also engaged in the provision of after-sales services, such as repair and installation. For example, new automobile dealers, electronics and appliance stores, and musical instrument and supplies stores often provide repair services. As a general rule, establishments engaged in retailing merchandise and providing after-sales services are classified in this sector.

The first eleven subsectors of retail trade are store retailers. The establishments are grouped into industries and industry groups typically based on one or more of the following criteria:

1. The merchandise line or lines carried by the store; for example, specialty stores are distinguished from general-line stores.
2. The usual trade designation of the establishments. This criterion applies in cases where a store type is well recognized by the industry and the public, but difficult to define strictly in terms of merchandise lines carried; for example, pharmacies, hardware stores, and department stores.
3. Capital requirements in terms of display equipment; for example, food stores have equipment requirements not found in other retail industries.
4. Human resource requirements in terms of expertise; for example, the staff of an automobile dealer requires knowledge in financing, registering, and licensing issues that are not necessary in other retail industries.

Nonstore retailers, like store retailers, are organized to serve the general public, but their retailing methods differ. The establishments of this subsector reach customers and market merchandise with methods, such as the broadcasting of “infomercials,” the broadcasting and publishing of direct-response advertising, the publishing of paper and electronic catalogs, door-to-door solicitation, in-home demonstration, selling from portable stalls (street vendors, except food), and distribution through vending machines. Establishments engaged in the direct sale (nonstore) of products, such as home heating oil dealers and home delivery newspaper routes are included here.

The buying of goods for resale is a characteristic of retail trade establishments that particularly distinguishes them from establishments in the agriculture, manufacturing, and construction industries. For example, farms that sell their products at or from the point of production are not classified in retail, but rather in agriculture. Similarly, establishments that both manufacture and sell their products to the general public are not classified in retail, but rather in manufacturing. However, establishments that engage in processing activities incidental to retailing are classified in retail. This includes establishments, such as optical goods stores that do in-store grinding of lenses, and meat and seafood markets.

Wholesalers also engage in the buying of goods for resale, but they are not usually organized to serve the general public. They typically operate from a warehouse or office and neither the design nor the location of these premises is intended to solicit a high volume of walk-in traffic. Wholesalers supply institutional, industrial, wholesale, and retail clients; their operations are, therefore, generally organized to purchase, sell, and deliver merchandise in larger quantities. However, dealers of durable nonconsumer goods, such as farm machinery and heavy duty trucks, are included in wholesale trade even if they often sell these products in single units.

441 MOTOR VEHICLE AND PARTS DEALERS

Industries in the Motor Vehicle and Parts Dealers subsector retail motor vehicles and parts from fixed point-of-sale locations. Establishments in this subsector typically operate from a showroom and/or an open lot where the vehicles are on display. The display of vehicles and the related parts require little by way of display equipment. The personnel generally include both the sales and sales support staff familiar with the requirements for registering and financing a vehicle as well as a staff of parts experts and mechanics trained to provide repair and maintenance services for the vehicles. Specific industries are included in this subsector to identify the type of vehicle being retailed.

Sales of capital or durable nonconsumer goods, such as medium and heavy-duty trucks, are always included in wholesale trade. These goods are virtually never sold through retail methods.

442 FURNITURE AND HOME FURNISHINGS STORES

Industries in the Furniture and Home Furnishings Stores subsector retail new furniture and home furnishings from fixed point-of-sale locations. Establishments in this subsector usually operate from showrooms and have substantial areas for the presentation of their products. Many offer interior decorating services in addition to the sale of products.

443 ELECTRONICS AND APPLIANCE STORES

Industries in the Electronics and Appliance Stores subsector retail new electronics and appliances from point-of-sale locations. Establishments in this subsector often operate from locations that have special provisions for floor displays requiring special electrical capacity to accommodate the proper demonstration of the products. The staff includes sales personnel knowledgeable in the characteristics and warranties of the line of goods retailed and may also include trained repair persons to handle the maintenance and repair of the electronic equipment and appliances. The classifications within this subsector are made principally on the type of product and knowledge required to operate each type of store.

444 BUILDING MATERIAL AND GARDEN EQUIPMENT AND SUPPLIES DEALERS

Industries in the Building Material and Garden Equipment and Supplies Dealers subsector retail new building material and garden equipment and supplies from fixed point-of-sale locations. Establishments in this subsector have display equipment designed to handle lumber and related products and garden equipment and supplies that may be kept either indoors or outdoors under covered areas. The staff is usually knowledgeable in the use of the specific products being retailed in the construction, repair, and maintenance of the home and associated grounds.

445 FOOD AND BEVERAGE STORES

Industries in the Food and Beverage Stores subsector usually retail food and beverages from fixed point-of-sale locations. Establishments in this subsector have special equipment (e.g., freezers, refrigerated display cases, refrigerators) for displaying food and beverage goods. They have staff trained in the processing of food products to guarantee the proper storage and sanitary conditions required by regulatory authority.

446 HEALTH AND PERSONAL CARE STORES

Industries in the Health and Personal Care Stores subsector retail health and personal care merchandise from fixed point-of-sale locations. Establishments in this subsector are characterized principally by the products they retail, and some health and personal care stores may have specialized staff trained in dealing with the products. Staff may include pharmacists, opticians, and other professionals engaged in retailing, advising customers, and/or fitting the product sold to the customer's needs.

447 GASOLINE STATIONS

Industries in the Gasoline Stations subsector retail automotive fuels (e.g., gasoline, diesel fuel, gasohol) and automotive oils with or without convenience store items. These establishments have specialized equipment for the storage and dispensing of automotive fuels.

448 CLOTHING AND CLOTHING ACCESSORIES STORES

Industries in the Clothing and Clothing Accessories Stores subsector retail new clothing and clothing accessories merchandise from fixed point-of-sale locations. Establishments in this subsector have similar display equipment and staff that is knowledgeable regarding fashion trends and the proper match of styles, colors, and combinations of clothing and accessories to the characteristics and tastes of the customer.

451 SPORTING GOODS, HOBBY, BOOK, AND MUSIC STORES

Industries in the Sporting Goods, Hobby, Book, and Music Stores subsector are engaged in retailing and providing expertise on use of sporting equipment or other specific leisure activities, such as needlework and musical instruments. Book stores are also included in this subsector.

452 GENERAL MERCHANDISE STORES

Industries in the General Merchandise Stores subsector retail new general merchandise from fixed point-of-sale locations. Establishments in this subsector are unique in that they have the equipment and staff capable of retailing a large variety of goods from a single location. This includes a variety of display equipment and staff trained to provide information on many lines of products.

453 MISCELLANEOUS STORE RETAILERS

Industries in the Miscellaneous Store Retailers subsector retail merchandise from fixed point-of-sale locations (except new or used motor vehicles and parts; new furniture and home furnishings; new appliances and electronic products; new building materials and garden equipment and supplies; food and beverages; health and personal care goods; gasoline; new clothing and accessories; and new sporting goods, hobby goods, books, and music). Establishments in this subsector include stores with unique characteristics like florists, used merchandise stores, and pet and pet supply stores as well as other store retailers.

454 NONSTORE RETAILERS

Industries in the Nonstore Retailers subsector retail merchandise using methods, such as the broadcasting of infomercials, the broadcasting and publishing of direct-response advertising, the publishing of paper and electronic catalogs, door-to-door solicitation, in-home demonstration, selling from portable stalls and distribution through vending machines. Establishments in this subsector include mail-order houses, vending machine operators, home delivery sales, door-to-door sales, party plan sales, electronic shopping, and sales through portable stalls (e.g., street vendors, except food). Establishments engaged in the direct sale (i.e., nonstore) of products, such as home heating oil dealers and newspaper delivery are included in this subsector.

48–49 TRANSPORTATION AND WAREHOUSING

The Transportation and Warehousing sector includes industries providing transportation of passengers and cargo, warehousing and storage for goods, scenic and sightseeing transportation, and support activities related to modes of transportation. Establishments in these industries use transportation equipment or transportation related facilities as a productive asset. The type of equipment depends on the mode of transportation. The modes of transportation are air, rail, water, road, and pipeline.

The Transportation and Warehousing sector distinguishes three basic types of activities: subsectors for each mode of transportation, a subsector for warehousing and storage, and a subsector for establishments providing support activities for transportation. In addition, there are subsectors for establishments that provide passenger transportation for scenic and sightseeing purposes, postal services, and courier services.

A separate subsector for support activities is established in the sector because, first, support activities for transportation are inherently multimodal, such as freight transportation arrangement, or have multimodal aspects. Secondly, there are production process similarities among the support activity industries.

One of the support activities identified in the support activity subsector is the routine repair and maintenance of transportation equipment (e.g., aircraft at an airport, railroad rolling stock at a railroad terminal, or ships at a harbor or port facility). Such establishments do not perform complete overhauling or rebuilding of transportation equipment (i.e., periodic restoration of transportation equipment to original design specifications) or transportation equipment conversion (i.e., major modification to systems). An establishment that primarily performs factory (or shipyard) overhauls, rebuilding, or conversions of aircraft, railroad rolling stock, or a ship is classified in Subsector 336, Transportation Equipment Manufacturing according to the type of equipment.

Many of the establishments in this sector often operate on networks, with physical facilities, labor forces, and equipment spread over an extensive geographic area.

Warehousing establishments in this sector are distinguished from merchant wholesaling in that the warehouse establishments do not sell the goods.

Excluded from this sector are establishments primarily engaged in providing travel agent services that support transportation and other establishments, such as hotels, businesses, and government agencies. These establishments are classified in Sector 56, Administrative and Support, Waste Management, and Remediation Services. Also, establishments primarily engaged in providing rental and leasing of transportation equipment without operator are classified in Subsector 532, Rental and Leasing Services.

481 AIR TRANSPORTATION

Industries in the Air Transportation subsector provide air transportation of passengers and/or cargo using aircraft, such as airplanes and helicopters. The subsector distinguishes scheduled from nonscheduled air transportation. Scheduled air carriers fly regular routes on regular schedules and operate even if flights are only partially loaded. Nonscheduled carriers often operate during nonpeak time slots at busy airports. These establishments have more flexibility with respect to choice of airport, hours of operation, load factors, and similar operational characteristics. Nonscheduled carriers provide chartered air transportation of passengers, cargo, or specialty flying services. Specialty flying services establishments use general-purpose aircraft to provide a variety of specialized flying services.

Scenic and sightseeing air transportation and air courier services are not included in this subsector but are included in Subsector 487, Scenic and Sightseeing Transportation and in Subsector 492, Couriers and Messengers. Although these activities may use aircraft, they are different from the activities included in air transportation. Air sightseeing does not usually involve place-to-place transportation; the passenger's flight (e.g., balloon ride, aerial sightseeing) typically starts and ends at the same location. Courier services (individual package or cargo delivery) include more than air transportation; road transportation is usually required to deliver the cargo to the intended recipient.

483 WATER TRANSPORTATION

Industries in the Water Transportation subsector provide water transportation of passengers and cargo using watercraft, such as ships, barges, and boats.

The subsector is composed of two industry groups: (1) one for deep sea, coastal, and Great Lakes; and (2) one for inland water transportation. This split typically reflects the difference in equipment used.

Scenic and sightseeing water transportation services are not included in this subsector but are included in Subsector 487, Scenic and Sightseeing Transportation. Although these activities use watercraft, they are different from the activities included in water transportation. Water sightseeing does not usually involve place-to-place transportation; the passenger's trip starts and ends at the same location.

484 TRUCK TRANSPORTATION

Industries in the Truck Transportation subsector provide over-the-road transportation of cargo using motor vehicles, such as trucks and tractor trailers. The subsector is subdivided into general freight trucking and specialized freight trucking. This distinction reflects differences in equipment used, type of load carried, scheduling, terminal, and other networking services. General freight transportation establishments handle a wide variety of general commodities, generally palletized, and transported in a container or van trailer. Specialized freight transportation is the transportation of cargo that, because of size, weight, shape, or other inherent characteristics require specialized equipment for transportation.

Each of these industry groups is further subdivided based on distance traveled. Local trucking establishments primarily carry goods within a single metropolitan area and its adjacent nonurban areas. Long-distance trucking establishments carry goods between metropolitan areas.

The Specialized Freight Trucking industry group includes a separate industry for Used Household and Office Goods Moving. The household and office goods movers are separated because of the substantial network of establishments that has been developed to deal with local and long-distance moving and the associated storage. In this area, the same establishment provides both local and long-distance services, while other specialized freight establishments generally limit their services to either local or long-distance hauling.

485 TRANSIT AND GROUND PASSENGER TRANSPORTATION

Industries in the Transit and Ground Passenger Transportation subsector include a variety of passenger transportation activities, such as urban transit systems; chartered bus, school bus, and interurban bus transportation; and taxis. These activities are distinguished based primarily on such production process factors as vehicle types, routes, and schedules.

In this subsector, the principal splits identify scheduled transportation as separate from nonscheduled transportation. The scheduled transportation industry groups are Urban Transit Systems, Interurban and Rural Bus Transportation, and School and Employee Bus Transportation. The nonscheduled industry groups are the Charter Bus Industry and Taxi and Limousine Service. The Other Transit and Ground Passenger Transportation Industry group includes both scheduled and nonscheduled transportation.

Scenic and sightseeing ground transportation services are not included in this subsector but are included in Subsector 487, Scenic and Sightseeing Transportation. Sightseeing does not usually involve place-to-place transportation; the passenger's trip starts and ends at the same location.

486 PIPELINE TRANSPORTATION

Industries in the Pipeline Transportation subsector use transmission pipelines to transport products, such as crude oil, natural gas, refined petroleum products, and slurry. Industries are identified based on the products transported (i.e., pipeline transportation of crude oil, natural gas, refined petroleum products, and other products).

The Pipeline Transportation of Natural Gas industry includes the storage of natural gas because the storage is usually done by the pipeline establishment and because a pipeline is inherently a network in which all the nodes are interdependent.

487 SCENIC AND SIGHTSEEING TRANSPORTATION

Industries in the Scenic and Sightseeing Transportation subsector utilize transportation equipment to provide recreation and entertainment. These activities have a production process distinct from passenger transportation carried out for the purpose of other types of for-hire transportation. This process does not emphasize efficient transportation; in fact, such activities often use obsolete vehicles, such as steam trains, to provide some extra ambience. The activity is local in nature, usually involving a same-day return to the point of departure.

The Scenic and Sightseeing Transportation subsector is separated into three industries based on the mode: land, water, and other.

Activities that are recreational in nature and involve participation by the customer, such as white-water rafting, are generally excluded from this subsector, unless they impose an impact on part of the transportation system. Charter boat fishing, for example, is included in the Scenic and Sightseeing Transportation, Water industry.

488 SUPPORT ACTIVITIES FOR TRANSPORTATION

Industries in the Support Activities for Transportation subsector provide services that support transportation. These services may be provided to transportation carrier establishments or to the general public. This subsector includes a wide array of establishments, including air traffic control services, marine cargo handling, and motor vehicle towing.

The Support Activities for Transportation subsector includes services to transportation but is separated by type of mode serviced. The Support Activities for Rail Transportation industry includes services to the rail industry (e.g., railroad switching and terminal establishments).

Ship repair and maintenance not done in a shipyard are included in Other Support Activities for Water Transportation. An example would be floating drydock services in a harbor.

Excluded from this subsector are establishments primarily engaged in providing factory conversion and overhaul of transportation equipment, which are classified in Subsector 336, Transportation Equipment Manufacturing. Also, establishments primarily engaged in providing rental and leasing of transportation equipment without operator are classified in Subsector 532, Rental and Leasing Services.

492 COURIERS AND MESSENGERS

Industries in the Couriers and Messengers subsector provide intercity and/or local delivery of parcels. These articles can be described as those that may be handled by one person without using special equipment. This allows the collection, pick-up, and delivery operations to be done with limited labor costs and minimal equipment. Sorting and transportation activities, where necessary, are generally mechanized. The restriction to small parcels partly distinguishes these establishments from those in the transportation industries. The complete network of courier services establishments also distinguishes these transportation services from local messenger and delivery establishments in this subsector. This includes the establishments that perform intercity transportation as well as establishments that, under contract to them, perform local pick-up and delivery. Messengers, which usually deliver within a metropolitan or single urban area, may use bicycle, foot, small truck, or van.

493 WAREHOUSING AND STORAGE

Industries in the Warehousing and Storage subsector are primarily engaged in operating warehousing and storage facilities for general merchandise, refrigerated goods, and other warehouse products. These establishments provide facilities to store goods. They do not sell the goods they handle. These establishments take responsibility for storing the goods and keeping them secure. They may also provide a range of services, often referred to as logistics services, related to the distribution of goods. Logistics services can include labeling, breaking bulk, inventory control and management, light assembly, order entry and fulfillment, packaging, pick and pack, price marking and ticketing, and transportation arrangement. However, establishments in this industry group always provide warehousing or storage services in addition to any logistic services. Furthermore, the warehousing or storage of goods must be more than incidental to the performance of services, such as price marking.

Bonded warehousing and storage services and warehouses located in free trade zones are included in the industries of this subsector.

51 INFORMATION

The Information sector comprises establishments engaged in the following processes: (a) producing and distributing information and cultural products, (b) providing the means to transmit or distribute these products as well as data or communications, and (c) processing data.

The main components of this sector are the publishing industries, including software publishing, and both traditional publishing and publishing exclusively on the Internet; the motion picture and sound recording industries; the broadcasting industries, including traditional broadcasting and those broadcasting exclusively over the Internet; the telecommunications industries; the industries known as Internet service providers and Web search portals, data processing industries and the information services industries.

The expressions “information age” and “global information economy” are used with considerable frequency today. The general idea of an “information economy” includes both the notion of industries primarily producing, processing, and distributing information, as well as the idea that every industry is using available information and information technology to reorganize and make themselves more productive.

For the purpose of developing NAICS, it is the transformation of information into a commodity that is produced and distributed by a number of growing industries that is at issue. The Information sector groups three types of establishments: (1) those engaged in producing and distributing information and cultural products; (2) those that provide the means to transmit or distribute these products as well as data or communications; and (3) those that process data. Cultural products are those that directly express attitudes, opinions, ideas, values, and artistic creativity; provide entertainment; or offer information and analysis concerning the past and present. Included in this definition are popular, mass-produced, products as well as cultural products that normally have a more limited audience, such as poetry books, literary magazines, or classical records.

The unique characteristics of information and cultural products, and of the processes involved in their production and distribution, distinguish the Information sector from the goods-producing and service-producing sectors. Some of these characteristics are:

1. Unlike traditional goods, an “information or cultural product,” such as a newspaper online or television program, does not necessarily have tangible qualities, nor is it necessarily associated with a particular form. A movie can be shown at a movie theater, on a television broadcast, through video-on-demand or rented at a local video store. A sound recording can be aired on radio, embedded in multimedia products, or sold at a record store.
2. Unlike traditional services, the delivery of these products does not require direct contact between the supplier and the consumer.
3. The value of these products to the consumer lies in their informational, educational, cultural, or entertainment content, not in the format in which they are distributed. Most of these products are protected from unlawful reproduction by copyright laws.
4. The intangible property aspect of information and cultural products makes the processes involved in their production and distribution very different from goods and services. Only those possessing the rights to these works are authorized to reproduce, alter, improve, and distribute them. Acquiring and using these rights often involves significant costs. In addition, technology is revolutionizing the distribution of these products. It is possible to distribute them in a physical form, via broadcast, or online.
5. Distributors of information and cultural products can easily add value to the products they distribute. For instance, broadcasters add advertising not contained in the original product. This capacity means that unlike traditional distributors, they derive revenue not from sale of the distributed product to the final consumer, but from those who pay for the privilege of adding information to the original product. Similarly, a directory and mailing list publisher can acquire the rights to thousands of previously published newspaper and periodical articles and add new value by providing search and software and organizing the information in a way that facilitates research and retrieval. These products often command a much higher price than the original information.

The distribution modes for information commodities may either eliminate the necessity for traditional manufacture, or reverse the conventional order of manufacture-distribute: A newspaper distributed online, for example, can be printed locally or by the final consumer. Similarly, it is anticipated that packaged software, which today is mainly bought through the traditional retail channels, will soon be available mainly online. The NAICS Information sector is designed to make such economic changes transparent as they occur, or to facilitate designing surveys that will monitor the new phenomena and provide data to analyze the changes.

Many of the industries in the NAICS Information sector are engaged in producing products protected by copyright law, or in distributing them (other than distribution by traditional wholesale and retail methods). Examples are traditional publishing industries, software and directory and mailing list publishing industries, and film and sound industries. Broadcasting and telecommunications industries and information providers and processors are also included in the Information sector, because their technologies are so closely linked to other industries in the Information sector.

511 PUBLISHING INDUSTRIES (EXCEPT INTERNET)

Industries in the Publishing Industries (except Internet) subsector group establishments engaged in the publishing of newspapers, magazines, other periodicals, and books, as well as directory and mailing list and software publishing. In general, these establishments, which are known as publishers, issue copies of works for which they usually possess copyright. Works may be in one or more formats including traditional print form, CD-ROM, or proprietary electronic networks. Publishers may publish works originally created by others for which they have obtained the rights and/or works that they have created in-house. Software publishing is included here because the activity, creation of a copyrighted product and bringing it to market, is equivalent to the creation process for other types of intellectual products.

In NAICS, publishing—the reporting, writing, editing, and other processes that are required to create an edition of a newspaper—is treated as a major economic activity in its own right, rather than as a subsidiary activity to a manufacturing activity, printing. Thus, publishing is classified in the Information sector; whereas printing remains in the NAICS Manufacturing sector. In part, the NAICS classification reflects the fact that publishing increasingly takes place in establishments that are physically separate from the associated printing establishments. More crucially, the NAICS classification of book and newspaper publishing is intended to portray their roles in a modern economy, in which they do not resemble manufacturing activities.

Music publishers are not included in the Publishing Industries (except Internet) subsector, but are included in the Motion Picture and Sound Recording Industries subsector. Reproduction of pre-packaged software is treated in NAICS as a manufacturing activity; online distribution of software products is in the Information sector, and custom design of software to client specifications is included in the Professional, Scientific, and Technical Services sector. These distinctions arise because of the different ways that software is created, reproduced, and distributed.

The Publishing Industries (except Internet) subsector does not include establishments that publish exclusively on the Internet. Establishments publishing exclusively on the Internet are included in Subsector 516, Internet Publishing and Broadcasting. The Publishing Industries (except Internet) subsector also excludes products, such as manifold business forms. Information is not the essential component of these items. Establishments producing these items are included in Subsector 323, Printing and Related Support Activities.

512 MOTION PICTURE AND SOUND RECORDING INDUSTRIES

Industries in the Motion Picture and Sound Recording Industries subsector group establishments involved in the production and distribution of motion pictures and sound recordings. While producers and distributors of motion pictures and sound recordings issue works for sale as traditional publishers do, the processes are sufficiently different to warrant placing establishments engaged in these activities in a separate subsector. Production is typically a complex process that

involves several distinct types of establishments that are engaged in activities, such as contracting with performers, creating the film or sound content, and providing technical postproduction services. Film distribution is often to exhibitors, such as theaters and broadcasters, rather than through the wholesale and retail distribution chain. When the product is in a mass-produced form, NAICS treats production and distribution as the major economic activity as it does in the Publishing Industries subsector, rather than as a subsidiary activity to the manufacture of such products.

This subsector does not include establishments primarily engaged in the wholesale distribution of video cassettes and sound recordings, such as compact discs and audio tapes; these establishments are included in the Wholesale Trade sector. Reproduction of video cassettes and sound recordings that is carried out separately from establishments engaged in production and distribution is treated in NAICS as a manufacturing activity.

515 BROADCASTING (EXCEPT INTERNET)

Industries in the Broadcasting (except Internet) subsector include establishments that create content or acquire the right to distribute content and subsequently broadcast the content. The industry groups (Radio and Television Broadcasting and Cable and Other Subscription Programming) are based on differences in the methods of communication and the nature of services provided. The Radio and Television Broadcasting industry group includes establishments that operate broadcasting studios and facilities for over the air or satellite delivery of radio and television programs of entertainment, news, talk, and the like. These establishments are often engaged in production and purchase of programs and generating revenues from the sale of air time to advertisers and from donations, subsidies, and/or the sale of programs. The Cable and Other Subscription Programming industry group includes establishments operating studios and facilities for the broadcasting of programs that are typically narrowcast in nature (limited format, such as news, sports, education, and youth-oriented programming) on a subscription or fee basis.

The distribution of cable and other subscription programming is included in Subsector 517, Telecommunications. Establishments that broadcast exclusively on the Internet are included in Subsector 516, Internet Publishing and Broadcasting.

516 INTERNET PUBLISHING AND BROADCASTING

Industries in the Internet Publishing and Broadcasting subsector group establishments that publish and/or broadcast content exclusively for the Internet. The unique combination of text, audio, video, and interactive features present in informational or cultural products on the Internet justifies the separation of Internet publishers and broadcasters from more traditional publishers included in subsector 511, Publishing Industries (except Internet) and subsector 515, Broadcasting (except Internet).

517 TELECOMMUNICATIONS

Industries in the Telecommunications subsector include establishments providing telecommunications and the services related to that activity. The Telecommunications subsector is primarily engaged in operating, maintaining, and/or providing access to facilities for the transmission of voice, data, text, sound, and video. A transmission facility may be based on a single technology or a combination of technologies. Establishments primarily engaged as independent contractors in the maintenance and installation of broadcasting and telecommunications systems are classified in Sector 23, Construction.

518 INTERNET SERVICE PROVIDERS, WEB SEARCH PORTALS, AND DATA PROCESSING SERVICES

Industries in the Internet Service Providers, Web Search Portals, and Data Processing Services subsector group establishments that provide: (1) access to the Internet; (2) search facilities for the Internet; and (3) data processing, hosting, and related services. The industry groups (Internet Service Providers and Web Search Portals, Data Processing Hosting, and Related Services) are based on differences in the processes used to access information and process information. The Internet

Service Providers and Web Search Portals industry group includes establishments that are providing access to the Internet or aiding in navigation on the Internet. The Data Processing, Hosting, and Related Services industry group includes establishments that process data. These establishments can transform data, prepare data for dissemination, or place data or content on the Internet for others. In addition, the shared use of computer resources is included in the Data Processing, Hosting, and Related Services industry group.

Establishments that are publishing exclusively on the Internet are included in Subsector 516, Internet Publishing and Broadcasting and establishments that are retailing goods using the Internet are included in Sector 44–45, Retail Trade.

519 OTHER INFORMATION SERVICES

Industries in the Other Information Services subsector group establishments supplying information, storing information, providing access to information, and searching and retrieving information. The main components of the subsector are news syndicates, libraries, and archives.

52 FINANCE AND INSURANCE

The Finance and Insurance sector comprises establishments primarily engaged in financial transactions (transactions involving the creation, liquidation, or change in ownership of financial assets) and/or in facilitating financial transactions. Three principal types of activities are identified:

1. Raising funds by taking deposits and/or issuing securities and, in the process, incurring liabilities. Establishments engaged in this activity use raised funds to acquire financial assets by making loans and/or purchasing securities. Putting themselves at risk, they channel funds from lenders to borrowers and transform or repackage the funds with respect to maturity, scale and risk. This activity is known as financial intermediation.
2. Pooling of risk by underwriting insurance and annuities. Establishments engaged in this activity collect fees, insurance premiums, or annuity considerations; build up reserves; invest those reserves; and make contractual payments. Fees are based on the expected incidence of the insured risk and the expected return on investment.
3. Providing specialized services facilitating or supporting financial intermediation, insurance, and employee benefit programs.

In addition, monetary authorities charged with monetary control are included in this sector.

The subsectors, industry groups, and industries within the NAICS Finance and Insurance sector are defined on the basis of their unique production processes. As with all industries, the production processes are distinguished by their use of specialized human resources and specialized physical capital. In addition, the way in which these establishments acquire and allocate financial capital, their source of funds, and the use of those funds provides a third basis for distinguishing characteristics of the production process. For instance, the production process in raising funds through deposit-taking is different from the process of raising funds in bond or money markets. The process of making loans to individuals also requires different production processes than does the creation of investment pools or the underwriting of securities.

Most of the Finance and Insurance subsectors contain one or more industry groups of (1) intermediaries with similar patterns of raising and using funds and (2) establishments engaged in activities that facilitate, or are otherwise related to, that type of financial or insurance intermediation. Industries within this sector are defined in terms of activities for which a production process can be specified, and many of these activities are not exclusive to a particular type of financial institution. To deal with the varied activities taking place within existing financial institutions, the approach is to split these institutions into components performing specialized services. This requires defining the units engaged in providing those services and developing procedures that allow for their delineation. These units are the equivalents for finance and insurance of the establishments defined for other industries.

The output of many financial services, as well as the inputs and the processes by which they are combined, cannot be observed at a single location and can only be defined at a higher level of the organizational structure of the enterprise. Additionally, a number of independent activities that represent separate and distinct production processes may take place at a single location belonging to a multilocation financial firm. Activities are more likely to be homogeneous with respect to production characteristics than are locations, at least in financial services. The classification defines activities broadly enough that it can be used both by those classifying by location and by those employing a more top-down approach to the delineation of the establishment.

Establishments engaged in activities that facilitate, or are otherwise related to, the various types of intermediation have been included in individual subsectors, rather than in a separate subsector dedicated to services alone because these services are performed by intermediaries, as well as by specialist establishments, and the extent to which the activity of the intermediaries can be separately identified is not clear.

The Finance and Insurance sector has been defined to encompass establishments primarily engaged in financial transactions; that is, transactions involving the creation, liquidation, or change in ownership of financial assets or in facilitating financial transactions. Financial industries are extensive users of electronic means for facilitating the verification of financial balances, authorizing transactions, transferring funds to and from transactors' accounts, notifying banks (or credit card issuers) of the individual transactions, and providing daily summaries. Since these transaction processing activities are integral to the production of finance and insurance services, establishments that principally provide a financial transaction processing service are classified to this sector, rather than to the data processing industry in the Information sector.

Legal entities that hold portfolios of assets on behalf of others are significant and data on them are required for a variety of purposes. Thus for NAICS, these funds, trusts, and other financial vehicles are the fifth subsector of the Finance and Insurance sector. These entities earn interest, dividends, and other property income, but have little or no employment and no revenue from the sale of services. Separate establishments and employees devoted to the management of funds are classified in Industry Group 5239, Other Financial Investment Activities.

521 MONETARY AUTHORITIES — CENTRAL BANK

The Monetary Authorities—Central Bank subsector groups establishments that engage in performing central banking functions, such as issuing currency, managing the nation's money supply and international reserves, holding deposits that represent the reserves of other banks and other central banks, and acting as fiscal agent for the central government.

522 CREDIT INTERMEDIATION AND RELATED ACTIVITIES

Industries in the Credit Intermediation and Related Activities subsector groups establishments that (1) lend funds raised from depositors; (2) lend funds raised from credit market borrowing; or (3) facilitate the lending of funds or issuance of credit by engaging in such activities as mortgage and loan brokerage, clearinghouse and reserve services, and check cashing services.

523 SECURITIES, COMMODITY CONTRACTS, AND OTHER FINANCIAL INVESTMENTS AND RELATED ACTIVITIES

Industries in the Securities, Commodity Contracts, and Other Financial Investments and Related Activities subsector group include establishments that are primarily engaged in one of the following: (1) underwriting securities issues and/or making markets for securities and commodities; (2) acting as agents (i.e., brokers) between buyers and sellers of securities and commodities; (3) providing securities and commodity exchange services; and (4) providing other services, such as managing portfolios of assets; providing investment advice; and trust, fiduciary, and custody services.

524 INSURANCE CARRIERS AND RELATED ACTIVITIES

Industries in the Insurance Carriers and Related Activities subsector group establishments that are primarily engaged in one of the following: (1) underwriting (assuming the risk, assigning premiums, and so forth) annuities and insurance policies or (2) facilitating such underwriting by selling insurance policies, and by providing other insurance and employee-benefit related services.

525 FUNDS, TRUSTS, AND OTHER FINANCIAL VEHICLES

Industries in the Funds, Trusts, and Other Financial Vehicles subsector are comprised of legal entities (i.e., funds, plans, and/or programs) organized to pool securities or other assets on behalf of shareholders or beneficiaries of employee benefit or other trust funds. The portfolios are customized to achieve specific investment characteristics, such as diversification, risk, rate of return, and price volatility. These entities earn interest, dividends, and other property income, but have little or no employment and no revenue from the sale of services. Establishments with employees devoted to the management of funds are classified in Industry Group 5239, Other Financial Investment Activities.

Establishments primarily engaged in holding the securities of (or other equity interests in) other firms are classified in Sector 55, Management of Companies and Enterprises.

53 REAL ESTATE AND RENTAL AND LEASING

The Real Estate and Rental and Leasing sector comprises establishments primarily engaged in renting, leasing, or otherwise allowing the use of tangible or intangible assets, and establishments providing related services. The major portion of this sector comprises establishments that rent, lease, or otherwise allow the use of their own assets by others. The assets may be tangible, as is the case of real estate and equipment, or intangible, as is the case with patents and trademarks.

This sector also includes establishments primarily engaged in managing real estate for others, selling, renting and/or buying real estate for others, and appraising real estate. These activities are closely related to this sector's main activity, and it was felt that from a production basis they would best be included here. In addition, a substantial proportion of property management is self-performed by lessors.

The main components of this sector are the real estate lessors industries; equipment lessors industries (including motor vehicles, computers, and consumer goods); and lessors of nonfinancial intangible assets (except copyrighted works).

Excluded from this sector are real estate investment trusts (REITS) and establishments primarily engaged in renting or leasing equipment with operators. REITS are classified in Subsector 525, Funds, Trusts, and Other Financial Vehicles, because they are considered investment vehicles. Establishments renting or leasing equipment with operators are classified in various subsectors of NAICS depending on the nature of the services provided (e.g., transportation, construction, agriculture). These activities are excluded from this sector because the client is paying for the expertise and knowledge of the equipment operator, in addition to the rental of the equipment. In many cases, such as the rental of heavy construction equipment, the operator is essential to operate the equipment.

531 REAL ESTATE

Industries in the Real Estate subsector group include establishments that are primarily engaged in renting or leasing real estate to others; managing real estate for others; selling, buying, or renting real estate for others; and providing other real estate related services, such as appraisal services.

Establishments primarily engaged in subdividing and developing unimproved real estate and constructing buildings for sale are classified in Subsector 236, Construction of Buildings. Establishments primarily engaged in subdividing and improving raw land for subsequent sale to builders are classified in Subsector 237, Heavy and Civil Engineering Construction.

Real Estate Investment Trusts (REITS) are classified in Subsector 525, Funds, Trusts, and Other Financial Vehicles, because they are considered investment vehicles.

532 RENTAL AND LEASING SERVICES

Industries in the Rental and Leasing Services subsector include establishments that provide a wide array of tangible goods, such as automobiles, computers, consumer goods, and industrial machinery and equipment, to customers in return for a periodic rental or lease payment.

The subsector includes two main types of establishments: (1) those that are engaged in renting consumer goods and equipment, and (2) those that are engaged in leasing machinery and equipment often used for business operations. The first type typically operates from a retail-like or store-front facility and maintains inventories of goods that are rented for short periods of time. The latter type typically does not operate from retail-like locations or maintain inventories, and offers longer term leases. These establishments work directly with clients to enable them to acquire the use of equipment on a lease basis, or they work with equipment vendors or dealers to support the marketing of equipment to their customers under lease arrangements. Equipment lessors generally structure lease contracts to meet the specialized needs of their clients and use their remarketing expertise to find other users for previously leased equipment. Establishments that provide operating and capital (i.e., finance) leases are included in this subsector.

Establishments primarily engaged in leasing in combination with providing loans are classified in Sector 52, Finance and Insurance. Establishments primarily engaged in leasing real property are classified in Subsector 531, Real Estate. Those establishments primarily engaged in renting or leasing equipment with operators are classified in various subsectors of NAICS depending on the nature of the services provided (e.g., Transportation, Construction, Agriculture). These activities are excluded from this subsector since the client is paying for the expertise and knowledge of the equipment operator, in addition to the rental of the equipment. In many cases, such as the rental of heavy construction equipment, the operator is essential to operate the equipment. Likewise, since the provision of crop harvesting services includes both the equipment and operator, it is included in the agriculture subsector. The rental or leasing of copyrighted works is classified in Sector 51, Information, and the rental or leasing of assets, such as patents, trademarks, and/or licensing agreements, is classified in Subsector 533, Lessors of Nonfinancial Intangible Assets (except Copyrighted Works).

533 LESSORS OF NONFINANCIAL INTANGIBLE ASSETS (EXCEPT COPYRIGHTED WORKS)

Industries in the lessors of nonfinancial intangible assets (except copyrighted works) subsector include establishments that are primarily engaged in assigning rights to assets, such as patents, trademarks, brand names, and/or franchise agreements for which a royalty payment or licensing fee is paid to the asset holder. Establishments in this subsector own the patents, trademarks, and/or franchise agreements that they allow others to use or reproduce for a fee and may or may not have created those assets.

Establishments that allow franchisees the use of the franchise name, contingent on the franchisee buying products or services from the franchiser, are classified elsewhere.

Excluded from this subsector are establishments primarily engaged in leasing real property and establishments primarily engaged in leasing tangible assets, such as automobiles, computers, consumer goods, and industrial machinery and equipment. These establishments are classified in Subsector 531, Real Estate, and Subsector 532, Rental and Leasing Services, respectively.

54 PROFESSIONAL, SCIENTIFIC, AND TECHNICAL SERVICES

The Professional, Scientific, and Technical Services sector comprises establishments that specialize in performing professional, scientific, and technical activities for others. These activities require a high degree of expertise and training. The establishments in this sector specialize according to expertise and provide these services to clients in a variety of industries and, in some cases, to households. Activities performed include: legal advice and representation; accounting, bookkeeping, and payroll services; architectural, engineering, and specialized design services; computer services; consulting services; research services; advertising services; photographic services; translation and interpretation services; veterinary services; and other professional, scientific, and technical services.

This sector excludes establishments primarily engaged in providing a range of day-to-day office administrative services, such as financial planning, billing and record keeping, personnel, and physical distribution and logistics. These establishments are classified in Sector 56, Administrative and Support and Waste Management and Remediation Services.

541 PROFESSIONAL, SCIENTIFIC, AND TECHNICAL SERVICES

Industries in the Professional, Scientific, and Technical Services subsector group establishments engaged in processes where human capital is the major input. These establishments make available the knowledge and skills of their employees, often on an assignment basis, where an individual or team is responsible for the delivery of services to the client. The individual industries of this subsector are defined on the basis of the particular expertise and training of the services provider.

The distinguishing feature of the Professional, Scientific, and Technical Services subsector is the fact that most of the industries grouped in it have production processes that are almost wholly dependent on worker skills. In most of these industries, equipment and materials are not of major importance, unlike health care, for example, where “high-tech” machines and materials are important collaborating inputs to labor skills in the production of health care. Thus, the establishments classified in this subsector sell expertise. Much of the expertise requires degrees, though not in every case.

55 MANAGEMENT OF COMPANIES AND ENTERPRISES

The Management of Companies and Enterprises sector comprises (1) establishments that hold the securities of (or other equity interests in) companies and enterprises for the purpose of owning a controlling interest or influencing management decisions or (2) establishments (except government establishments) that administer, oversee, and manage establishments of the company or enterprise and that normally undertake the strategic or organizational planning and decision making role of the company or enterprise. Establishments that administer, oversee, and manage may hold the securities of the company or enterprise.

Establishments in this sector perform essential activities that are often undertaken, in-house, by establishments in many sectors of the economy. By consolidating the performance of these activities of the enterprise at one establishment, economies of scale are achieved.

Government establishments primarily engaged in administering, overseeing, and managing governmental programs are classified in Sector 92, Public Administration. Establishments primarily engaged in providing a range of day-to-day office administrative services, such as financial planning, billing and record keeping, personnel, and physical distribution and logistics are classified in Industry 56111, Office Administrative Services.

551 MANAGEMENT OF COMPANIES AND ENTERPRISES

Industries in the Management of Companies and Enterprises subsector include three main types of establishments: (1) those that hold the securities of (or other equity interests in) companies and enterprises; (2) those (except government establishments) that administer, oversee, and manage other establishments of the company or enterprise but do not hold the securities of these establishments; and (3) those that both administer, oversee, and manage other establishments of the company or enterprise and hold the securities of (or other equity interests in) these establishments. Those establishments that administer, oversee, and manage normally undertake the strategic or organizational planning and decision making role of the company or enterprise.

56 ADMINISTRATIVE AND SUPPORT AND WASTE MANAGEMENT AND REMEDIATION SERVICES

The Administrative and Support and Waste Management and Remediation Services sector comprises establishments performing routine support activities for the day-to-day operations of other organizations. These essential activities are often undertaken in-house by establishments in many sectors of the economy. The establishments in this sector specialize in one or more of these support activities and provide these services to clients in a variety of industries and, in some cases, to households. Activities performed include: office administration, hiring and placing of personnel, document preparation and similar clerical services, solicitation, collection, security and surveillance services, cleaning, and waste disposal services.

The administrative and management activities performed by establishments in this sector are typically on a contract or fee basis. These activities may also be performed by establishments that are part of the company or enterprise. However, establishments involved in administering, overseeing, and managing other establishments of the company or enterprise, are classified in Sector 55, Management of Companies and Enterprises. These establishments normally undertake the strategic and organizational planning and decision making role of the company or enterprise. Government establishments engaged in administering, overseeing, and managing governmental programs are classified in Sector 92, Public Administration.

561 ADMINISTRATIVE AND SUPPORT SERVICES

Industries in the Administrative and Support Services subsector group establishments engaged in activities that support the day-to-day operations of other organizations. The processes employed in this sector (e.g., general management, personnel administration, clerical activities, cleaning activities) are often integral parts of the activities of establishments found in all sectors of the economy. The establishments classified in this subsector have specialized in one or more of these activities and can, therefore, provide services to clients in a variety of industries and, in some cases, to households. The individual industries of this subsector are defined on the basis of the particular process that they are engaged in and the particular services they provide.

Many of the activities performed in this subsector are ongoing routine support functions that all businesses and organizations must do and that they have traditionally done for themselves. Recent trends, however, are to contract or purchase such services from businesses that specialize in such activities and can, therefore, provide the services more efficiently.

The industries in this subsector cannot be viewed as strictly “support.” The Travel Arrangement and Reservation Services industry group, which includes travel agents, tour operators, and providers of other travel arrangement services, such as hotel and restaurant reservations and arranging the purchase of tickets, serves many types of clients, including individual consumers. This group was placed in this subsector because the services are often of the “support” nature (e.g., travel arrangement) and businesses and other organizations are increasingly the ones purchasing such services.

The administrative and management activities performed by establishments in this sector are typically on a contract or fee basis. These activities may also be performed by establishments that are part of the company or enterprise. However, establishments involved in administering, overseeing, and managing other establishments of the company or enterprise, are classified in Sector 55, Management of Companies and Enterprises. These establishments normally undertake the strategic and organizational planning and decision making role of the company or enterprise. Government establishments engaged in administering, overseeing and managing governmental programs are classified in Sector 92, Public Administration.

562 WASTE MANAGEMENT AND REMEDIATION SERVICES

Industries in the Waste Management and Remediation Services subsector group comprise establishments engaged in the collection, treatment, and disposal of waste materials. This includes establishments engaged in local hauling of waste materials; operating materials recovery facilities (i.e., those that sort recyclable materials from the trash stream); providing remediation services (i.e., those that provide for the cleanup of contaminated buildings, mine sites, soil, or ground water); and providing septic pumping and other miscellaneous waste management services. There are three industry groups within the subsector that separate these activities into waste collection, waste treatment and disposal, and remediation and other waste management.

Excluded from this subsector are establishments primarily engaged in collecting, treating, and disposing waste through sewer systems or sewage treatment facilities that are classified in Industry 22132, Sewage Treatment Facilities, and establishments primarily engaged in long-distance hauling of waste materials that are classified in Industry 48423, Specialized Freight (except Used Goods) Trucking, Long-Distance. Also, there are some activities that appear to be related to waste management, but that are not included in this subsector. For example, establishments primarily engaged in providing waste management consulting services are classified in Industry 54162, Environmental Consulting Services.

61 EDUCATIONAL SERVICES

The Educational Services sector comprises establishments that provide instruction and training in a wide variety of subjects. This instruction and training is provided by specialized establishments, such as schools, colleges, universities, and training centers. These establishments may be privately owned and operated for profit or not for profit, or they may be publicly owned and operated. They may also offer food and accommodation services to their students.

Educational services are usually delivered by teachers or instructors that explain, tell, demonstrate, supervise, and direct learning. Instruction is imparted in diverse settings, such as educational institutions, the workplace, or the home through correspondence, television, or other means. It can be adapted to the particular needs of the students, for example sign language can replace verbal language for teaching students with hearing impairments. All industries in the sector share this commonality of process, namely, labor inputs of instructors with the requisite subject matter expertise and teaching ability.

611 EDUCATIONAL SERVICES

Industries in the Educational Services subsector provide instruction and training in a wide variety of subjects. The instruction and training is provided by specialized establishments, such as schools, colleges, universities, and training centers.

The subsector is structured according to level and type of educational services. Elementary and secondary schools, junior colleges and colleges, universities, and professional schools correspond to a recognized series of formal levels of education designated by diplomas, associate's degrees (including equivalent certificates), and degrees. The remaining industry groups are based more on the type of instruction or training offered and the levels are not always as formally defined. The establishments are often highly specialized, many offering instruction in a very limited subject matter, for example ski lessons or one specific computer software package. Within the sector, the level and types of training that are required of the instructors and teachers vary depending on the industry.

Establishments that manage schools and other educational establishments on a contractual basis are classified in this subsector, if they both manage the operation and provide the operating staff. Such establishments are classified in the educational services subsector based on the type of facility managed and operated.

62 HEALTH CARE AND SOCIAL ASSISTANCE

The Health Care and Social Assistance sector comprises establishments providing health care and social assistance for individuals. The sector includes both health care and social assistance because it is sometimes difficult to distinguish between the boundaries of these two activities. The industries in this sector are arranged on a continuum starting with those establishments providing medical care exclusively, continuing with those providing health care and social assistance, and finally finishing with those providing only social assistance. The services provided by establishments in this sector are delivered by trained professionals. All industries in the sector share this commonality of process, namely, labor inputs of health practitioners or social workers with the requisite expertise. Many of the industries in the sector are defined based on the educational degree held by the practitioners included in the industry.

Excluded from this sector are aerobic classes in Subsector 713, Amusement, Gambling and Recreation Industries, and nonmedical diet and weight reducing centers in Subsector 812, Personal and Laundry Services. Although these can be viewed as health services, these services are not typically delivered by health practitioners.

621 AMBULATORY HEALTH CARE SERVICES

Industries in the Ambulatory Health Care Services subsector provide health care services directly or indirectly to ambulatory patients and do not usually provide inpatient services. Health practitioners in this subsector provide outpatient services, with the facilities and equipment not usually being the most significant part of the production process.

622 HOSPITALS

Industries in the Hospitals subsector provide medical, diagnostic, and treatment services that include physician, nursing, and other health services to inpatients and the specialized accommodation services required by inpatients. Hospitals may also provide outpatient services as a secondary activity. Establishments in the Hospitals subsector provide inpatient health services, many of which can only be provided using the specialized facilities and equipment that form a significant and integral part of the production process.

623 NURSING AND RESIDENTIAL CARE FACILITIES

Industries in the Nursing and Residential Care Facilities subsector provide residential care combined with either nursing, supervisory, or other types of care as required by the residents. In this subsector, the facilities are a significant part of the production process and the care provided is a mix of health and social services with the health services being largely some level of nursing services.

624 SOCIAL ASSISTANCE

Industries in the Social Assistance subsector provide a wide variety of social assistance services directly to their clients. These services do not include residential or accommodation services, except on a short stay basis.

71 ARTS, ENTERTAINMENT, AND RECREATION

The Arts, Entertainment, and Recreation sector includes a wide range of establishments that operate facilities or provide services to meet varied cultural, entertainment, and recreational interests of their patrons. This sector comprises: (1) establishments that are involved in producing, promoting, or participating in live performances, events, or exhibits intended for public viewing; (2) establishments that preserve and exhibit objects and sites of historical, cultural, or educational interest; and (3) establishments that operate facilities or provide services that enable patrons to participate in recreational activities or pursue amusement, hobby, and leisure time interests.

Some establishments that provide cultural, entertainment, or recreational facilities and services are classified in other sectors. Excluded from this sector are: (1) establishments that provide both accommodations and recreational facilities, such as hunting and fishing camps and resort and casino hotels, are classified in Subsector 721, Accommodation; (2) restaurants and night clubs that provide live entertainment in addition to the sale of food and beverages are classified in Subsector 722, Food Services and Drinking Places; (3) motion picture theaters, libraries and archives, and publishers of newspapers, magazines, books, periodicals, and computer software are classified in Sector 51, Information; and (4) establishments using transportation equipment to provide recreational and entertainment services, such as those operating sightseeing buses, dinner cruises, or helicopter rides, are classified in Subsector 487, Scenic and Sightseeing Transportation.

711 PERFORMING ARTS, SPECTATOR SPORTS, AND RELATED INDUSTRIES

Industries in the Performing Arts, Spectator Sports, and Related Industries subsector group establishments that produce or organize and promote live presentations involving the performances of actors and actresses, singers, dancers, musical groups and artists, athletes, and other entertainers, including independent (i.e., freelance) entertainers and the establishments that manage their careers. The classification recognizes four basic processes: (1) producing (i.e., presenting) events; (2) organizing, managing, and/or promoting events; (3) managing and representing entertainers; and (4) providing the artistic, creative and technical skills necessary to the production of these live events. Also, this subsector contains four industries for performing arts companies. Each is defined on the basis of the particular skills of the entertainers involved in the presentations.

The industry structure for this subsector makes a clear distinction between performing arts companies and performing artists (i.e., independent or freelance). Although not unique to arts and entertainment, freelancing is a particularly important phenomenon in this Performing Arts, Spectator Sports, and Related Industries subsector. Distinguishing this activity from the production activity is a meaningful process differentiation. This approach, however, is difficult to implement in the

case of musical groups (i.e., companies) and artists, especially pop groups. These establishments tend to be more loosely organized, and it can be difficult to distinguish companies from freelancers. For this reason, NAICS includes one industry that covers both musical groups and musical artists.

This subsector contains two industries for Industry Group 7113, Promoters of Performing Arts, Sports, and Similar Events, one for those that operate facilities and another for those that do not. This is because there are significant differences in cost structures between those promoters that manage and provide the staff to operate facilities and those that do not. In addition to promoters without facilities, other industries in this subsector include establishments that may operate without permanent facilities. These types of establishments include: performing arts companies, musical groups and artists, spectator sports, and independent (i.e., freelance) artists, writers, and performers.

Excluded from this subsector are nightclubs. Some nightclubs promote live entertainment on a regular basis, and it can be argued that they could be classified in Industry Group 7113, Promoters of Performing Arts, Sports, and Similar Events. However, since most of these establishments function as any other drinking place when they do not promote entertainment and because most of their revenue is derived from sale of food and beverages, they are classified in Subsector 722, Food Services and Drinking Places.

712 MUSEUMS, HISTORICAL SITES, AND SIMILAR INSTITUTIONS

Industries in the Museums, Historical Sites, and Similar Institutions subsector engage in the preservation and exhibition of objects, sites, and natural wonders of historical, cultural, and/or educational value.

713 AMUSEMENT, GAMBLING, AND RECREATION INDUSTRIES

Industries in the Amusement, Gambling, and Recreation Industries subsector (1) operate facilities where patrons can primarily engage in sports, recreation, amusement, or gambling activities and/or (2) provide other amusement and recreation services, such as supplying and servicing amusement devices in places of business operated by others; operating sports teams, clubs, or leagues engaged in playing games for recreational purposes; and guiding tours without using transportation equipment.

This subsector does not cover all establishments providing recreational services. Other sectors of NAICS also provide recreational services. Providers of recreational services are often engaged in processes classified in other sectors of NAICS. For example, operators of resorts and hunting and fishing camps provide both accommodation and recreational facilities and services. These establishments are classified in Subsector 721, Accommodation, partly to reflect the significant costs associated with the provision of accommodation services and partly to ensure consistency with international standards. Likewise, establishments using transportation equipment to provide recreational and entertainment services, such as those operating sightseeing buses, dinner cruises, or helicopter rides, are classified in Subsector 48–49, Transportation and Warehousing.

The industry groups in this subsector highlight particular types of activities: amusement parks and arcades, gambling industries, and other amusement and recreation industries. The groups, however, are not all inclusive of the activity. The Gambling Industries industry group does not provide for full coverage of gambling activities. For example, casino hotels are classified in Subsector 721, Accommodation; and horse and dog racing tracks are classified in Industry Group 7112, Spectator Sports.

72 ACCOMMODATION AND FOOD SERVICES

The Accommodation and Food Services sector comprises establishments providing customers with lodging and/or preparing meals, snacks, and beverages for immediate consumption. The sector includes both accommodation and food services establishments because the two activities are often combined at the same establishment.

Excluded from this sector are civic and social organizations; amusement and recreation parks; theaters; and other recreation or entertainment facilities providing food and beverage services.

721 ACCOMMODATION

Industries in the Accommodation subsector provide lodging or short-term accommodations for travelers, vacationers, and others. There is a wide range of establishments in these industries. Some provide lodging only; while others provide meals, laundry services, and recreational facilities, as well as lodging. Lodging establishments are classified in this subsector even if the provision of complementary services generates more revenue. The types of complementary services provided vary from establishment to establishment.

The subsector is organized into three industry groups: **traveler accommodation, recreational accommodation**, and **rooming and boarding houses**. The **Traveler Accommodation** industry group includes establishments that primarily provide traditional types of lodging services. This group includes hotels, motels, and bed-and-breakfast inns. In addition to lodging, these establishments may provide a range of other services to their guests. The **RV (Recreational Vehicle) Parks and Recreational Camps** industry group includes establishments that operate lodging facilities primarily designed to accommodate outdoor enthusiasts. Included are travel trailer campsites, recreational vehicle parks, and outdoor adventure retreats. The **Rooming and Boarding Houses** industry group includes establishments providing temporary or longer-term accommodations that for the period of occupancy may serve as a principal residence. Board (i.e., meals) may be provided but is not essential.

Establishments that manage short-stay accommodation establishments (e.g., hotels and motels) on a contractual basis are classified in this subsector if they both manage the operation and provide the operating staff. Such establishments are classified based on the type of facility managed and operated.

722 FOOD SERVICES AND DRINKING PLACES

Industries in the Food Services and Drinking Places subsector prepare meals, snacks, and beverages to customer order for immediate on-premises and off-premises consumption. There is a wide range of establishments in these industries. Some provide food and drink only; while others provide various combinations of seating space, waiter/waitress services and incidental amenities, such as limited entertainment. The industries in the subsector are grouped based on the type and level of services provided. The industry groups are full-service restaurants; limited-service eating places; special food services, such as food service contractors, caterers, and mobile food services; and drinking places.

Food services and drink activities at hotels and motels; amusement parks, theaters, casinos, country clubs, and similar recreational facilities; and civic and social organizations are included in this subsector only if these services are provided by a separate establishment primarily engaged in providing food and beverage services.

Excluded from this subsector are establishments operating dinner cruises. These establishments are classified in Subsector 487, Scenic and Sightseeing Transportation because those establishments utilize transportation equipment to provide scenic recreational entertainment.

81 OTHER SERVICES (EXCEPT PUBLIC ADMINISTRATION)

The Other Services (except Public Administration) sector comprises establishments engaged in providing services not specifically provided for elsewhere in the classification system. Establishments in this sector are primarily engaged in activities such as equipment and machinery repairing, promoting or administering religious activities, grantmaking, advocacy, and providing dry-cleaning and laundry services, personal care services, death care services, pet care services, photofinishing services, temporary parking services, and dating services.

Private households that engage in employing workers on or about the premises in activities primarily concerned with the operation of the household are included in this sector.

Excluded from this sector are establishments primarily engaged in retailing new equipment and also performing repairs and general maintenance on equipment. These establishments are classified in Sector 44–45, Retail Trade.

811 REPAIR AND MAINTENANCE

Industries in the Repair and Maintenance subsector restore machinery, equipment, and other products to working order. These establishments also typically provide general or routine maintenance (i.e., servicing) on such products to ensure they work efficiently and to prevent breakdown and unnecessary repairs.

The NAICS structure for this subsector brings together most types of repair and maintenance establishments and categorizes them based on production processes (i.e., on the type of repair and maintenance activity performed, and the necessary skills, expertise, and processes that are found in different repair and maintenance establishments). This NAICS classification does not delineate between repair services provided to businesses versus those that serve households. Although some industries primarily serve either businesses or households, separation by class of customer is limited by the fact that many establishments serve both. Establishments repairing computers and consumer electronics products are two examples of such overlap.

The Repair and Maintenance subsector does not include all establishments that do repair and maintenance. For example, a substantial amount of repair is done by establishments that also manufacture machinery, equipment, and other goods. These establishments are included in the Manufacturing sector in NAICS. In addition, repair of transportation equipment is often provided by or based at transportation facilities, such as airports and seaports, and these activities are included in the Transportation and Warehousing sector. A particularly unique situation exists with repair of buildings. Plumbing, electrical installation and repair, painting and decorating, and other construction-related establishments are often involved in performing installation or other work on new construction as well as providing repair services on existing structures. While some specialize in repair, it is difficult to distinguish between the two types and all have been included in the Construction sector.

Excluded from this subsector are establishments primarily engaged in rebuilding or remanufacturing machinery and equipment. These are classified in Sector 31–33, Manufacturing. Also excluded are retail establishments that provide after-sale services and repair. These are classified in Sector 44–45, Retail Trade.

812 PERSONAL AND LAUNDRY SERVICES

Industries in the Personal and Laundry Services subsector group comprise establishments that provide personal and laundry services to individuals, households, and businesses. Services performed include: personal care services; death care services; laundry and drycleaning services; and a wide range of other personal services, such as pet care (except veterinary) services, photofinishing services, temporary parking services, and dating services.

The Personal and Laundry Services subsector is by no means all-inclusive of the services that could be termed personal services (i.e., those provided to individuals rather than businesses). There are many other subsectors, as well as sectors, that provide services to persons. Establishments providing legal, accounting, tax preparation, architectural, portrait photography, and similar professional services are classified in Sector 54, Professional, Scientific, and Technical Services; those providing job placement, travel arrangement, home security, interior and exterior house cleaning, exterminating, lawn and garden care, and similar support services are classified in Sector 56, Administrative and Support and Waste Management and Remediation Services; those providing health and social services are classified in Sector 62, Health Care and Social Assistance; those providing amusement and recreation services are classified in Sector 71, Arts, Entertainment, and Recreation; those providing educational instruction are classified in Sector 61, Educational Services; those providing repair services are classified in Subsector 811, Repair and Maintenance; and those providing spiritual, civic, and advocacy services are classified in Subsector 813, Religious, Grantmaking, Civic, Professional, and Similar Organizations.

813 RELIGIOUS, GRANTMAKING, CIVIC, PROFESSIONAL, AND SIMILAR ORGANIZATIONS

Industries in the Religious, Grantmaking, Civic, Professional, and Similar Organizations subsector group establishments that organize and promote religious activities; support various causes through grantmaking; advocate various social and political causes; and promote and defend the interests of their members.

The industry groups within the subsector are defined in terms of their activities, such as establishments that provide funding for specific causes or for a variety of charitable causes; establishments that advocate and actively promote causes and beliefs for the public good; and establishments that have an active membership structure to promote causes and represent the interests of their members. Establishments in this subsector may publish newsletters, books, and periodicals for distribution to their membership.

99 INDUSTRIES NOT CLASSIFIED

This sector comprises establishments where no NAICS coding information is available.

Appendix C.

Methodology

COUNTY BUSINESS PATTERNS UNIVERSE

The Business Register is the Census Bureau's source of information on employer establishments included in the County Business Patterns. The Business Register is a multirelational database that contains a record for each known establishment that is located in the United States or Puerto Rico and has employees. An establishment is a single physical location where business transactions take place and for which payroll and employment records are kept. Groups of one or more establishments under common ownership or control are firms. A single-unit firm owns or operates only one establishment. A multiunit firm owns or operates two or more establishments. The treatment of establishments on the Business Register differs according to whether the establishment is part of a single-unit or multiunit firm.

A single-unit firm's primary identifier is its Employer Identification Number (EIN). The Internal Revenue Service (IRS) issues the EIN, and the firm uses it as an identifier to report its payroll taxes. All employer firms are required to have at least one EIN, and only one firm can use a given EIN. Because a single-unit firm has only one establishment, there is a one-to-one relationship between the firm and the EIN. Thus, the firm, the EIN, and the establishment all reference the same physical location, and all three terms can be used interchangeably and unambiguously when referring to a single-unit firm.

Descriptive information for a single-unit establishment in the County Business Patterns universe, including geographic location, industry classification, payroll, and employment, come from a variety of administrative record and survey sources. Administrative records filed by EIN are the most common source of this information for single-unit establishments, with updates on geographic location and industry classification coming from survey sources at the Census Bureau when available.

For multiunit firms, however, a different structure connects the firm with its establishments via the EIN. Essentially, a multiunit firm is associated with a cluster of one or more EINs, and EINs are associated with one or more establishments. A multiunit firm consists of at least two establishments. Each firm is associated with at least one EIN, and only one firm can use a given EIN. However, one multiunit firm may have several EINs. Similarly, there is a one-to-many relationship between EINs and establishments. Each EIN can be associated with many establishments, but each establishment is associated with only one EIN. Because of the possibility of one-to-many relationships, we must distinguish between the firm, its EINs, and its establishments. A unique employer unit identification number identifies each establishment owned by a multiunit firm on the Business Register.

Because EIN and establishment are not equivalent for multiunit firms, there is less dependency on administrative record sources for multiunit establishment information. The Census Bureau's Economic Census (conducted every five years ending in "2" and "7") initially identifies multiunit companies when a company expands to more than one establishment. Establishments for a multiunit company are identified through the Economic Census and the annual Company Organization Survey (COS). Geographic location, industry classification, payroll and employment come primarily from the Economic Census and the COS. EIN-level administrative payroll and employment data are apportioned to the establishment level in cases of nonresponse or for smaller firms not selected for the COS.

Businesses operating without an EIN, and businesses with an EIN but without employees, are excluded from the County Business Patterns universe.

A certain amount of undercoverage occurs in the universe, primarily with establishments for multiunit companies. The Census Bureau does not create a multiunit company structure in the Business Register for very small employers (less than 10 employees) identified in the Economic Census. In addition, the COS is an annual mail survey that includes all multiunit companies with 250 or more employees. Companies with less than 250 employees are only selected for the COS when administrative record sources indicate the company may be undergoing organizational change and are adding or dropping establishments. Establishments for smaller companies may be missed, as well as establishments for companies not responding to the Economic Census or the COS. The Census Bureau takes much effort to get establishment information for large companies because of their importance to the economy. The Census Bureau does not have any estimates of establishment undercoverage. Coverage of payroll and employment is very good because of the usage of administrative record data.

INDUSTRY CLASSIFICATION OF ESTABLISHMENTS

Industry classification of businesses in the County Business Patterns is according to the 2002 North American Industry Classification System (NAICS), which includes nearly 1,200 industries. For more information on the 2002 NAICS codes, as well as comparisons between the 1997 and 2002 codes, go to <www.census.gov/epcd/www/naics.html>.

The primary source of industry classification is derived from data collected through the Economic Census or through other Census surveys. When this is not available, the Census Bureau uses a hierarchy of administrative record sources to assign a code, including classifications from the Bureau of Labor Statistics, business birth information, and self-assigned codes from income tax records.

For a small percentage of records, only a partial classification is possible from all sources. For these cases, a complete industry classification is assigned, or imputed, by using a distribution of complete six-digit codes and a randomly assigned number to select a code and preserve the overall distribution of establishments by NAICS. Analysts review the assignments to ensure that anomalies do not occur at the county level. For some multiunit establishments with a partial classification, a complete code is imputed from another establishment within the same company. The imputation rate for complete codes varies widely during the five-year Economic Census processing cycle, but generally affects small businesses. Completely unclassified records are an even smaller percentage and are tabulated and published separately.

GEOGRAPHIC CLASSIFICATION OF ESTABLISHMENTS

The County Business Patterns classifies an establishment by its physical location. Under the usual definition, an establishment or business is a fixed physical location or permanent structure where some form of business activity is conducted. The Economic Census and the COS requests the physical location of each establishment in a firm. In addition, administrative record sources provide physical location addresses. In some cases, the physical location is not available, and the geographic assignment is based on the mailing address. When a business relocates, there may be a significant delay until the Census Bureau receives the updated physical location address, particularly for small businesses. This may have an impact on establishment counts at the county level, but this level is not measured.

RELIABILITY OF DATA

Payroll and employment data are tabulated from administrative records for single-unit firms and a combination of administrative records and survey-collected data for multiunit firms. They are not subject to sampling error, but are subject to nonsampling errors, which can be attributed to several sources: inability to identify all cases that should be in the universe; definition and classification difficulties; errors in recording or coding the data obtained; and other errors of coverage, processing, and estimation for missing or misreported data.

The accuracy of these tabulated data is determined by the joint effects of the various nonsampling errors. No direct measurement of these effects has been obtained except for estimation for missing or misreported industry classifications; however, precautionary steps were taken in all phases of the processing to minimize the effects of nonsampling errors.

Employment data are missing from approximately 15 percent of incoming administrative payroll records. For these records, employment is imputed using average wage data for the prior year for the EIN, if available. If it's not available, an employment figure is imputed based on the average wage for the industry and geographic area. Quarterly payroll is edited by comparing with reported data from other quarters over a two-year period to determine any anomalies and potential misreporting. Suspected missing payroll and extreme values are imputed based on company reporting patterns. The Census Bureau imputes payroll for less than one percent of all incoming administrative payroll records.

Establishment payroll and employment for multiunit companies is collected through the Economic Census and the COS. Data for companies not included in the COS or not responding to the survey are imputed from administrative record data by taking company level administrative payroll and employment and breaking it down to the establishment level by best estimates of the size of each establishment in the company. If some establishments have reported payroll and some do not, the breakdown is performed with the difference between the administrative data at the company level and the total reported amounts.